BMCRC-MRO Championships 2018

Round 6
Brands Hatch GP

7th / 8th July 2018

Results Provided by Timing Solutions Ltd
www.tsl-timing.com

BMCRC-MRO Championships 2018

Formula 400 inc Sub 64 & Rookies

Brands Hatch GP

7th / 8th July 2018

Results Provided by Timing Solutions Ltd
www.tsl-timing.com

Brands Hatch GP

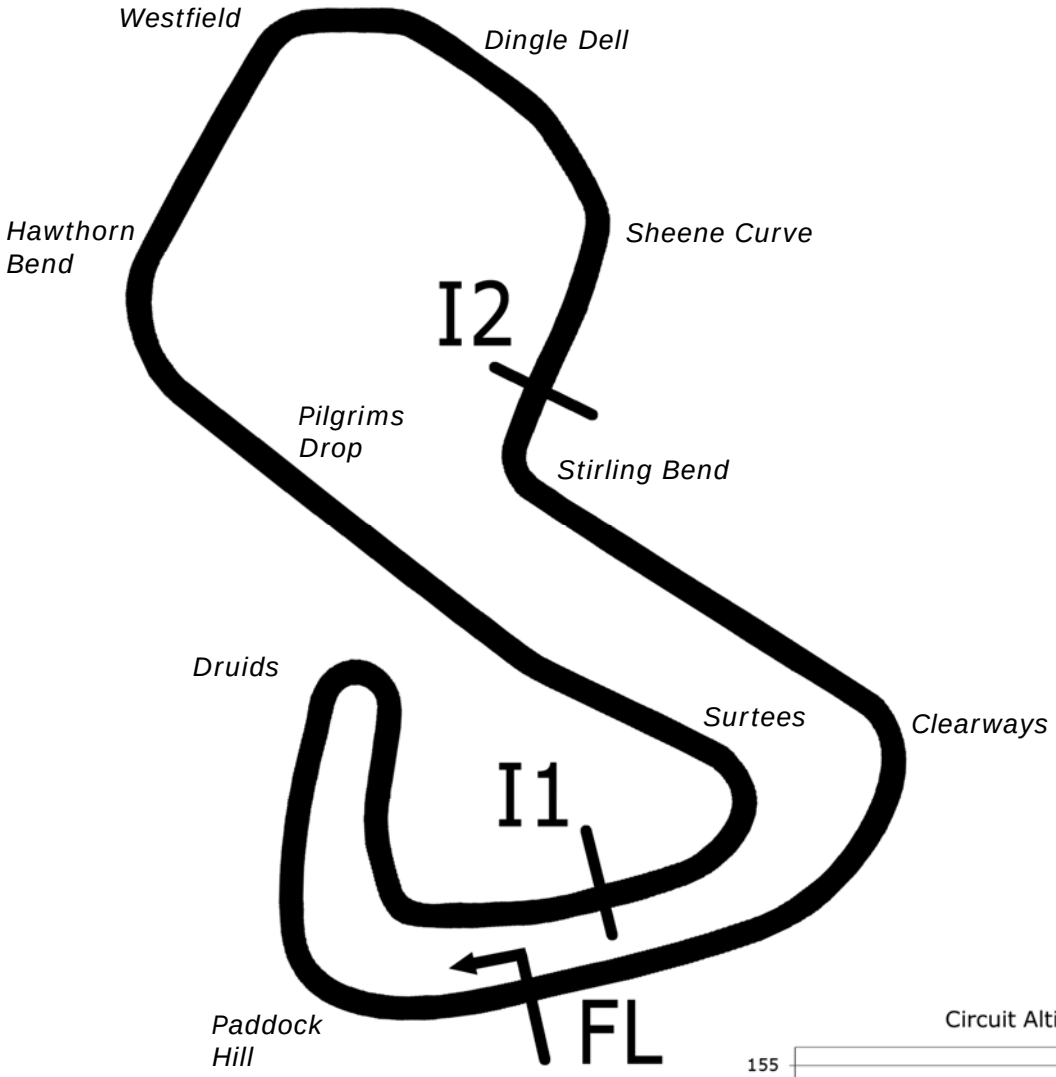

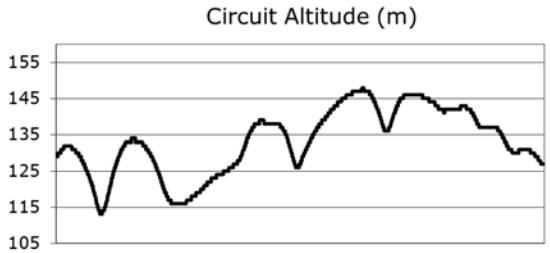

Length	2.4332 miles	3916.0 m	
FL		51.36032 N	0.26032 E
I1	1116m	51.35934 N	0.25955 E
I2	2928m	51.35532 N	0.26250 E
Pit Entry	3646m	51.35911 N	0.25743 E
Pit Exit	26m after FL	51.36027 N	0.26078 E

Pit Entry–Pit Exit 277m, 16.6s @60kph, 12.4s @80kph

All results available at www.tsl-timing.com

BMCRC - MRO Championships 2018 - Rnd 6 @ Brands Hatch GP

EDIasia Formula 400 inc Sub 64 & Rookies

QUALIFYING - CLASSIFICATION

POS	NO	CL	PIC	NAME	ENTRY	TIME	ON	LAPS	GAP	DIFF	MPH
1	45		1	Mark THOMPSON	Kawasaki - Flintstone Tyres / David Simon Tuning	1:40.165	4	7			87.45
2	2		2	Andrew GILL	Kawasaki - RMKD Racing	1:42.164	5	6	1.999	1.999	85.74
3	38	S	1	Hayden WOOD	Kawasaki -	1:42.380	6	6	2.215	0.216	85.56
4	86		3	Mathew SCOTT	Kawasaki -	1:42.817	6	6	2.652	0.437	85.19
5	23	S	2	Tham EVANS	Honda - Vanilla Electronics / GF racing	1:43.231	4	6	3.066	0.414	84.85
6	3		4	Gary HENNING	Kawasaki - SGT motorcycles	1:44.656	4	4	4.491	1.425	83.70
7	85		5	James ROBINSON	Kawasaki - claire palastanga ceramics	1:45.641	3	6	5.476	0.985	82.92
8	63	S	3	Harry FOWLE	Kawasaki - Team ELP A.Fowle Joinery	1:45.999	2	2	5.834	0.358	82.64
9	22		6	Dave HARVIEK	Kawasaki - HRC & Fatty's Cake Shop	1:46.912	3	4	6.747	0.913	81.93
10	26		7	Lydia THOMPSON	Kawasaki - Flintstone Racing - David Simons Tuning	1:46.939	6	6	6.774	0.027	81.91
11	90	S	4	Steve RAPA	Honda - David Simon Tuning	1:48.119	4	6	7.954	1.180	81.02
12	84	S	5	Gavin SCHOFIELD	Honda -	1:48.218	5	6	8.053	0.099	80.94
13	16	S	6	Andrew WILKINS	Kawasaki - David Simon Tuning	1:48.222	6	6	8.057	0.004	80.94
14	57		8	Paul FISHER	Kawasaki -	1:48.584	6	6	8.419	0.362	80.67
15	93		9	William GILMAN	Kawasaki -	1:48.968	5	6	8.803	0.384	80.38
16	117	S	7	Jordan HARRIS	Kawasaki -	1:49.099	6	6	8.934	0.131	80.29
17	52		10	Gary JARMAN	Kawasaki - G & S Motorcycle tyres	1:49.103	6	6	8.938	0.004	80.28
18	35	S	8	Sam DIGBY-BAKER	Kawasaki -	1:50.044	5	6	9.879	0.941	79.60
19	33	S	9	Carl JOHNSTONE	Yamaha - EDIasia	1:50.138	3	6	9.973	0.094	79.53
20	19	R	1	James SEATH	Kawasaki - Ovenden	1:50.146	3	6	9.981	0.008	79.52
21	20	R	2	Connor SWYER	Kawasaki - owkay clothing & EBC brakes	1:50.524	4	6	10.359	0.378	79.25
22	71	S	10	Ben BURNAL	Honda - Violent running syndicate	1:52.166	5	6	12.001	1.642	78.09
23	40	R/S	1	Jonathan DINSMORE	Honda - RJs Car Restorations	1:56.289	5	5	16.124	4.123	75.32
24	88		11	Peter RANDALL	Kawasaki -	1:56.474	5	5	16.309	0.185	75.20
25	70	S	11	Andrew BURSCOUGH	Yamaha - Apollo Tuning	1:56.565	6	6	16.400	0.091	75.14
26	9		12	Karl COONEY	Kawasaki -	1:58.017	4	5	17.852	1.452	74.22
27	12	R	3	Alexander LATHAM	Yamaha -	1:58.807	3	3	18.642	0.790	73.73
28	999	R/S	2	Jim DALTON	Kawasaki - Mick Dale	2:02.673	5	5	22.508	3.866	71.40
29	17	S	12	Andrew POCOCK	Honda -	2:06.458	5	5	26.293	3.785	69.27
30	14		13	Chris BURRAGE	Kawasaki - Seton tuning			0			

Brands Hatch GP
Circuit Length = 2.4332 miles
Start: 10:44 Flag 10:56 End: 10:58

Weather / Track : Sunny / Dry

These results are provisional until the conclusion of any judicial and technical matters.

Clerk Of Course :		Timekeeper :

Results can be found at www.tsl-timing.com

Printed - 10:59 Saturday, 07 July 2018

BMCRC - MRO Championships 2018 - Rnd 6 @ Brands Hatch GP

EDIasia Formula 400 inc Sub 64 & Rookies

QUALIFYING - SECTOR ANALYSIS

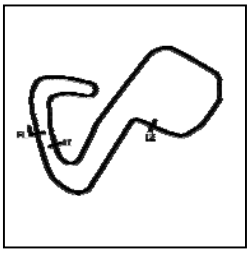

SECTOR 1 = FL to I1, SECTOR 2 = I1 to I2, SECTOR 3 = I2 to FL, DIFF = Difference To Personal Best Lap, P = Crossed Finish Line in Pit Lane, D = Time Disallowed

P1 45 Mark THOMPSON Kawasaki - Flintstone Tyres / David Simon Tuning

IDEAL LAP TIME : 1:40.165 BEST LAP TIME : 1:40.165 DIFFERENCE : 0.000

LAP	SECTOR 1	SECTOR 2	SECTOR 3	LAP TIME	MPH	DIFF	TIME OF DAY
1 -	34.967	45.792	24.220	1:44.979	83.44	4.814	10:47:34.090
2 -	32.722	45.221	23.839	1:41.782 (3)	86.06	1.617	10:49:15.872
3 -	33.028	45.656	24.407	1:43.091	84.97	2.926	10:50:58.963
4 -	***31.936***	***44.632***	***23.597***	***1:40.165 (1)***	***87.45***		***10:52:39.128***
5 -	32.023	45.545	23.817	1:41.385 (2)	86.40	1.220	10:54:20.513
6 -	34.646	44.722	24.479	1:43.847	84.35	3.682	10:56:04.360
7 -	33.396	45.325	23.961	1:42.682	85.31	2.517	10:57:47.042

P2 2 Andrew GILL Kawasaki - RMKD Racing

IDEAL LAP TIME : 1:41.444 BEST LAP TIME : 1:42.164 DIFFERENCE : 0.720

LAP	SECTOR 1	SECTOR 2	SECTOR 3	LAP TIME	MPH	DIFF	TIME OF DAY
1 -	35.075	45.794	24.384	1:45.253	83.22	3.089	10:47:30.419
2 -	32.828	46.048	***24.038***	1:42.914	85.11	0.750	10:49:13.333
3 -	32.670	45.538	24.046	1:42.254 (2)	85.66	0.090	10:50:55.587
4 -	32.626	45.405	24.358	1:42.389 (3)	85.55	0.225	10:52:37.976
5 -	***32.232***	***45.174***	24.758	***1:42.164 (1)***	***85.74***		***10:54:20.140***
6 -	33.648	45.582	25.075	1:44.305	83.98	2.141	10:56:04.445

P3 38 S Hayden WOOD Kawasaki -

IDEAL LAP TIME : 1:42.380 BEST LAP TIME : 1:42.380 DIFFERENCE : 0.000

LAP	SECTOR 1	SECTOR 2	SECTOR 3	LAP TIME	MPH	DIFF	TIME OF DAY
1 -	34.241	46.233	24.254	1:44.728	83.64	2.348	10:47:31.736
2 -	34.400	45.742	24.113	1:44.255 (3)	84.02	1.875	10:49:15.991
3 -	33.203	45.768	24.737	1:43.708 (2)	84.46	1.328	10:50:59.699
4 -	34.983	46.447	24.196	1:45.626	82.93	3.246	10:52:45.325
5 -	34.266	46.686	24.848	1:45.800	82.79	3.420	10:54:31.125
6 -	***32.656***	***45.681***	***24.043***	***1:42.380 (1)***	***85.56***		***10:56:13.505***

P4 86 Mathew SCOTT Kawasaki -

IDEAL LAP TIME : 1:42.809 BEST LAP TIME : 1:42.817 DIFFERENCE : 0.008

LAP	SECTOR 1	SECTOR 2	SECTOR 3	LAP TIME	MPH	DIFF	TIME OF DAY
1 -	39.195	50.227	25.471	1:54.893	76.24	12.076	10:47:54.820
2 -	34.615	46.661	24.607	1:45.883	82.73	3.066	10:49:40.703
3 -	34.874	48.597	24.674	1:48.145	81.00	5.328	10:51:28.848
4 -	33.130	46.076	24.365	1:43.571 (2)	84.57	0.754	10:53:12.419
5 -	***33.017***	47.206	24.413	1:44.636 (3)	83.71	1.819	10:54:57.055
6 -	33.025	***45.760***	***24.032***	***1:42.817 (1)***	***85.19***		***10:56:39.872***

P5 23 S Tham EVANS Honda - Vanilla Electronics / GF racing

IDEAL LAP TIME : 1:42.768 BEST LAP TIME : 1:43.231 DIFFERENCE : 0.463

LAP	SECTOR 1	SECTOR 2	SECTOR 3	LAP TIME	MPH	DIFF	TIME OF DAY
1 -	33.863	46.528	24.431	1:44.822	83.56	1.591	10:47:31.680
2 -	33.239	45.916	24.629	1:43.784 (2)	84.40	0.553	10:49:15.464
3 -	33.040	45.869	25.236	1:44.145 (3)	84.11	0.914	10:50:59.609
4 -	33.149	***45.751***	***24.331***	***1:43.231 (1)***	***84.85***		***10:52:42.840***
5 -	33.244	46.624	24.628	1:44.496	83.82	1.265	10:54:27.336
6 -	***32.686***	46.581	24.939	1:44.206	84.06	0.975	10:56:11.542

P6 3 Gary HENNING Kawasaki - SGT motorcycles

IDEAL LAP TIME : 1:44.508 BEST LAP TIME : 1:44.656 DIFFERENCE : 0.148

LAP	SECTOR 1	SECTOR 2	SECTOR 3	LAP TIME	MPH	DIFF	TIME OF DAY
1 -	35.442	47.517	24.754	1:47.713	81.32	3.057	10:47:43.940
2 -	35.058	47.081	***24.506***	1:46.645 (3)	82.14	1.989	10:49:30.585
3 -	34.063	46.852	24.594	1:45.509 (2)	83.02	0.853	10:51:16.094
4 -	33.416	***46.590***	24.650	***1:44.656 (1)***	***83.70***		***10:53:00.750***

Weather / Track : Sunny / Dry

Brands Hatch GP
Circuit Length = 2.4332 miles
Start: 10:44 Flag 10:56 End: 10:58

BMCRC - MRO Championships 2018 - Rnd 6 @ Brands Hatch GP

EDIasia Formula 400 inc Sub 64 & Rookies

QUALIFYING - SECTOR ANALYSIS

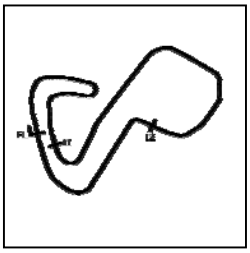

SECTOR 1 = FL to I1, SECTOR 2 = I1 to I2, SECTOR 3 = I2 to FL, DIFF = Difference To Personal Best Lap, P = Crossed Finish Line in Pit Lane, D = Time Disallowed

P7 85 James ROBINSON Kawasaki - claire palastanga ceramics

IDEAL LAP TIME : 1:45.569 BEST LAP TIME : 1:45.641 DIFFERENCE : 0.072

LAP	SECTOR 1	SECTOR 2	SECTOR 3	LAP TIME	MPH	DIFF	TIME OF DAY
1 -	38.595	48.815	25.304	1:52.714	77.71	7.073	10:47:51.719
2 -	35.228	47.324	24.949	1:47.501	81.48	1.860	10:49:39.220
3 -	34.087	***46.684***	***24.870***	***1:45.641 (1)***	***82.92***		***10:51:24.861***
4 -	***34.015***	47.037	25.075	1:46.127 **(2)**	82.54	0.486	10:53:10.988
5 -	34.216	47.169	25.061	1:46.446 **(3)**	82.29	0.805	10:54:57.434
6 -	34.205	48.394	25.197	1:47.796	81.26	2.155	10:56:45.230

P8 63 S Harry FOWLE Kawasaki - Team ELP A.Fowle Joinery

IDEAL LAP TIME : 1:45.999 BEST LAP TIME : 1:45.999 DIFFERENCE : 0.000

LAP	SECTOR 1	SECTOR 2	SECTOR 3	LAP TIME	MPH	DIFF	TIME OF DAY
1 -	36.835	47.850	25.514	1:50.199 **(2)**	79.49	4.200	10:47:45.171
2 -	***34.298***	***47.077***	***24.624***	***1:45.999 (1)***	***82.64***		***10:49:31.170***

P9 22 Dave HARVIEK Kawasaki - HRC & Fatty's Cake Shop

IDEAL LAP TIME : 1:46.060 BEST LAP TIME : 1:46.912 DIFFERENCE : 0.852

LAP	SECTOR 1	SECTOR 2	SECTOR 3	LAP TIME	MPH	DIFF	TIME OF DAY
1 -	OUTLAP	50.317	26.177	2:05.991	69.52	19.079	10:51:00.146
2 -	35.491	***46.663***	***24.965***	1:47.119 **(2)**	81.77	0.207	10:52:47.265
3 -	34.639	47.119	25.154	***1:46.912 (1)***	***81.93***		***10:54:34.177***
4 -	***34.432***	47.646	25.285	1:47.363 **(3)**	81.59	0.451	10:56:21.540

P10 26 Lydia THOMPSON Kawasaki - Flintstone Racing - David Simons Tuning

IDEAL LAP TIME : 1:46.939 BEST LAP TIME : 1:46.939 DIFFERENCE : 0.000

LAP	SECTOR 1	SECTOR 2	SECTOR 3	LAP TIME	MPH	DIFF	TIME OF DAY
1 -	40.163	51.861	26.310	1:58.334	74.02	11.395	10:47:57.079
2 -	36.655	49.343	25.561	1:51.559	78.52	4.620	10:49:48.638
3 -	36.304	48.550	25.361	1:50.215 **(3)**	79.47	3.276	10:51:38.853
4 -	35.064	49.536	26.286	1:50.886	78.99	3.947	10:53:29.739
5 -	35.313	49.262	25.526	1:50.101 **(2)**	79.56	3.162	10:55:19.840
6 -	***34.422***	***47.474***	***25.043***	***1:46.939 (1)***	***81.91***		***10:57:06.779***

P11 90 S Steve RAPA Honda - David Simon Tuning

IDEAL LAP TIME : 1:47.671 BEST LAP TIME : 1:48.119 DIFFERENCE : 0.448

LAP	SECTOR 1	SECTOR 2	SECTOR 3	LAP TIME	MPH	DIFF	TIME OF DAY
1 -	37.867	49.454	25.436	1:52.757	77.68	4.638	10:47:51.678
2 -	35.685	***47.705***	25.373	1:48.763 **(3)**	80.54	0.644	10:49:40.441
3 -	35.090	49.086	25.366	1:49.542	79.96	1.423	10:51:29.983
4 -	34.786	47.884	25.449	***1:48.119 (1)***	***81.02***		***10:53:18.102***
5 -	35.599	49.603	***25.269***	1:50.471	79.29	2.352	10:55:08.573
6 -	***34.697***	48.135	25.424	1:48.256 **(2)**	80.91	0.137	10:56:56.829

P12 84 S Gavin SCHOFIELD Honda -

IDEAL LAP TIME : 1:47.680 BEST LAP TIME : 1:48.218 DIFFERENCE : 0.538

LAP	SECTOR 1	SECTOR 2	SECTOR 3	LAP TIME	MPH	DIFF	TIME OF DAY
1 -	37.573	50.855	26.358	1:54.786	76.31	6.568	10:47:45.118
2 -	35.850	49.314	25.826	1:50.990	78.92	2.772	10:49:36.108
3 -	34.709	48.433	25.744	1:48.886	80.44	0.668	10:51:24.994
4 -	34.657	***48.246***	***25.449***	1:48.352 **(2)**	80.84	0.134	10:53:13.346
5 -	***33.985***	48.697	25.536	***1:48.218 (1)***	***80.94***		***10:55:01.564***
6 -	34.442	48.389	25.928	1:48.759 **(3)**	80.54	0.541	10:56:50.323

Weather / Track : Sunny / Dry

Brands Hatch GP
Circuit Length = 2.4332 miles
Start: 10:44 Flag 10:56 End: 10:58

BMCRC - MRO Championships 2018 - Rnd 6 @ Brands Hatch GP

EDIasia Formula 400 inc Sub 64 & Rookies

QUALIFYING - SECTOR ANALYSIS

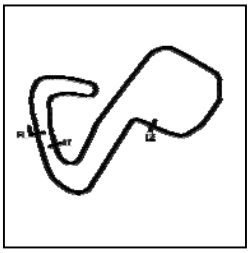

SECTOR 1 = FL to I1, SECTOR 2 = I1 to I2, SECTOR 3 = I2 to FL, DIFF = Difference To Personal Best Lap, P = Crossed Finish Line in Pit Lane, D = Time Disallowed

P13 16 S Andrew WILKINS Kawasaki - David Simon Tuning

IDEAL LAP TIME : 1:47.625 BEST LAP TIME : 1:48.222 DIFFERENCE : 0.597

LAP	SECTOR 1	SECTOR 2	SECTOR 3	LAP TIME	MPH	DIFF	TIME OF DAY
1 -	37.185	49.996	26.145	1:53.326	77.29	5.104	10:47:50.419
2 -	34.720	48.953	25.729	1:49.402 **(3)**	80.07	1.180	10:49:39.821
3 -	35.515	49.176	25.303	1:49.994	79.63	1.772	10:51:29.815
4 -	***34.192***	48.734	25.631	1:48.557 **(2)**	80.69	0.335	10:53:18.372
5 -	34.966	49.861	***25.227***	1:50.054	79.59	1.832	10:55:08.426
6 -	34.667	***48.206***	25.349	***1:48.222*** **(1)**	***80.94***		***10:56:56.648***

P14 57 Paul FISHER Kawasaki -

IDEAL LAP TIME : 1:48.050 BEST LAP TIME : 1:48.584 DIFFERENCE : 0.534

LAP	SECTOR 1	SECTOR 2	SECTOR 3	LAP TIME	MPH	DIFF	TIME OF DAY
1 -	37.987	49.057	25.697	1:52.741	77.69	4.157	10:47:51.357
2 -	35.286	48.105	25.559	1:48.950 **(2)**	80.40	0.366	10:49:40.307
3 -	35.349	49.435	***25.278***	1:50.062	79.59	1.478	10:51:30.369
4 -	35.249	48.821	25.397	1:49.467 **(3)**	80.02	0.883	10:53:19.836
5 -	***34.849***	49.430	25.465	1:49.744	79.82	1.160	10:55:09.580
6 -	35.373	***47.923***	25.288	***1:48.584*** **(1)**	***80.67***		***10:56:58.164***

P15 93 William GILMAN Kawasaki -

IDEAL LAP TIME : 1:48.953 BEST LAP TIME : 1:48.968 DIFFERENCE : 0.015

LAP	SECTOR 1	SECTOR 2	SECTOR 3	LAP TIME	MPH	DIFF	TIME OF DAY
1 -	37.505	50.723	26.054	1:54.282	76.65	5.314	10:47:58.836
2 -	36.369	49.679	25.903	1:51.951	78.24	2.983	10:49:50.787
3 -	37.260	50.153	25.455	1:52.868	77.61	3.900	10:51:43.655
4 -	35.719	48.748	25.703	1:50.170 **(3)**	79.51	1.202	10:53:33.825
5 -	***35.039***	48.682	***25.247***	***1:48.968*** **(1)**	***80.38***		***10:55:22.793***
6 -	35.450	***48.667***	25.274	1:49.391 **(2)**	80.07	0.423	10:57:12.184

P16 117 S Jordan HARRIS Kawasaki -

IDEAL LAP TIME : 1:49.099 BEST LAP TIME : 1:49.099 DIFFERENCE : 0.000

LAP	SECTOR 1	SECTOR 2	SECTOR 3	LAP TIME	MPH	DIFF	TIME OF DAY
1 -	37.393	50.744	26.538	1:54.675	76.38	5.576	10:48:03.266
2 -	35.142	49.329	25.981	1:50.452 **(3)**	79.30	1.353	10:49:53.718
3 -	35.264	50.032	25.954	1:51.250	78.74	2.151	10:51:44.968
4 -	35.281	49.088	25.903	1:50.272 **(2)**	79.43	1.173	10:53:35.240
5 -	36.078	51.370	26.054	1:53.502	77.17	4.403	10:55:28.742
6 -	***34.597***	***48.747***	***25.755***	***1:49.099*** **(1)**	***80.29***		***10:57:17.841***

P17 52 Gary JARMAN Kawasaki - G & S Motorcycle tyres

IDEAL LAP TIME : 1:48.856 BEST LAP TIME : 1:49.103 DIFFERENCE : 0.247

LAP	SECTOR 1	SECTOR 2	SECTOR 3	LAP TIME	MPH	DIFF	TIME OF DAY
1 -	40.131	51.036	26.023	1:57.190	74.74	8.087	10:47:54.185
2 -	38.300	49.828	26.097	1:54.225	76.68	5.122	10:49:48.410
3 -	37.236	48.633	***25.671***	1:51.540	78.53	2.437	10:51:39.950
4 -	35.808	48.408	26.459	1:50.675 **(3)**	79.14	1.572	10:53:30.625
5 -	36.306	48.479	25.852	1:50.637 **(2)**	79.17	1.534	10:55:21.262
6 -	***35.031***	***48.154***	25.918	***1:49.103*** **(1)**	***80.28***		***10:57:10.365***

P18 35 S Sam DIGBY-BAKER Kawasaki -

IDEAL LAP TIME : 1:49.046 BEST LAP TIME : 1:50.044 DIFFERENCE : 0.998

LAP	SECTOR 1	SECTOR 2	SECTOR 3	LAP TIME	MPH	DIFF	TIME OF DAY
1 -	37.030	51.010	26.502	1:54.542	76.47	4.498	10:47:58.208
2 -	36.358	50.072	26.316	1:52.746	77.69	2.702	10:49:50.954
3 -	36.173	50.089	25.943	1:52.205	78.06	2.161	10:51:43.159
4 -	35.002	49.673	25.973	1:50.648 **(2)**	79.16	0.604	10:53:33.807
5 -	35.755	***48.850***	***25.439***	***1:50.044*** **(1)**	***79.60***		***10:55:23.851***

Weather / Track : Sunny / Dry

Brands Hatch GP
Circuit Length = 2.4332 miles
Start: 10:44 Flag 10:56 End: 10:58

BMCRC - MRO Championships 2018 - Rnd 6 @ Brands Hatch GP

EDIasia Formula 400 inc Sub 64 & Rookies

QUALIFYING - SECTOR ANALYSIS

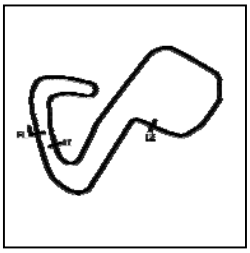

SECTOR 1 = FL to I1, SECTOR 2 = I1 to I2, SECTOR 3 = I2 to FL, DIFF = Difference To Personal Best Lap, P = Crossed Finish Line in Pit Lane, D = Time Disallowed

6 -	***34.757***	49.992	26.059	1:50.808 **(3)**	79.05	0.764	10:57:14.659

P19 33 S Carl JOHNSTONE Yamaha - EDIasia

IDEAL LAP TIME : 1:49.937 BEST LAP TIME : 1:50.138 DIFFERENCE : 0.201

LAP	SECTOR 1	SECTOR 2	SECTOR 3	LAP TIME	MPH	DIFF	TIME OF DAY
1 -	37.364	50.016	25.849	1:53.229	77.36	3.091	10:47:48.469
2 -	35.552	49.750	25.840	1:51.142	78.81	1.004	10:49:39.611
3 -	***35.452***	48.981	***25.705***	***1:50.138*** **(1)**	***79.53***		***10:51:29.749***
4 -	35.708	***48.780***	26.187	1:50.675 **(2)**	79.14	0.537	10:53:20.424
5 -	35.572	49.457	25.912	1:50.941	78.95	0.803	10:55:11.365
6 -	35.488	49.124	26.271	1:50.883 **(3)**	79.00	0.745	10:57:02.248

P20 19 R James SEATH Kawasaki - Ovenden

IDEAL LAP TIME : 1:49.277 BEST LAP TIME : 1:50.146 DIFFERENCE : 0.869

LAP	SECTOR 1	SECTOR 2	SECTOR 3	LAP TIME	MPH	DIFF	TIME OF DAY
1 -	37.917	51.045	26.296	1:55.258	76.00	5.112	10:47:55.319
2 -	36.889	49.132	26.124	1:52.145	78.11	1.999	10:49:47.464
3 -	***34.622***	49.851	***25.673***	***1:50.146*** **(1)**	***79.52***		***10:51:37.610***
4 -	34.812	50.785	26.119	1:51.716	78.41	1.570	10:53:29.326
5 -	34.854	49.887	25.807	1:50.548 **(3)**	79.24	0.402	10:55:19.874
6 -	35.166	***48.982***	26.032	1:50.180 **(2)**	79.50	0.034	10:57:10.054

P21 20 R Connor SWYER Kawasaki - owkay clothing & EBC brakes

IDEAL LAP TIME : 1:50.421 BEST LAP TIME : 1:50.524 DIFFERENCE : 0.103

LAP	SECTOR 1	SECTOR 2	SECTOR 3	LAP TIME	MPH	DIFF	TIME OF DAY
1 -	36.770	50.891	26.071	1:53.732	77.02	3.208	10:47:59.853
2 -	35.870	50.070	***25.911***	1:51.851 **(3)**	78.31	1.327	10:49:51.704
3 -	35.660	51.208	26.089	1:52.957	77.55	2.433	10:51:44.661
4 -	***35.076***	***49.434***	26.014	***1:50.524*** **(1)**	***79.25***		***10:53:35.185***
5 -	35.656	50.375	25.972	1:52.003	78.21	1.479	10:55:27.188
6 -	35.548	50.222	25.997	1:51.767 **(2)**	78.37	1.243	10:57:18.955

P22 71 S Ben BURNAL Honda - Violent running syndicate

IDEAL LAP TIME : 1:51.300 BEST LAP TIME : 1:52.166 DIFFERENCE : 0.866

LAP	SECTOR 1	SECTOR 2	SECTOR 3	LAP TIME	MPH	DIFF	TIME OF DAY
1 -	36.116	51.100	26.369	1:53.585	77.12	1.419	10:47:47.817
2 -	35.779	50.032	26.445	1:52.256 **(2)**	78.03	0.090	10:49:40.073
3 -	37.292	50.849	26.798	1:54.939	76.21	2.773	10:51:35.012
4 -	36.536	51.500	26.930	1:54.966	76.19	2.800	10:53:29.978
5 -	36.096	***50.004***	***26.066***	***1:52.166*** **(1)**	***78.09***		***10:55:22.144***
6 -	***35.230***	50.831	26.905	1:52.966 **(3)**	77.54	0.800	10:57:15.110

P23 40 R/S Jonathan DINSMORE Honda - RJs Car Restorations

IDEAL LAP TIME : 1:56.289 BEST LAP TIME : 1:56.289 DIFFERENCE : 0.000

LAP	SECTOR 1	SECTOR 2	SECTOR 3	LAP TIME	MPH	DIFF	TIME OF DAY
1 -	41.303	55.255	28.948	2:05.506	69.79	9.217	10:48:21.754
2 -	39.493	53.284	28.398	2:01.175	72.29	4.886	10:50:22.929
3 -	37.575	52.584	27.727	1:57.886 **(2)**	74.30	1.597	10:52:20.815
4 -	38.273	52.385	27.645	1:58.303 **(3)**	74.04	2.014	10:54:19.118
5 -	***37.234***	***51.522***	***27.533***	***1:56.289*** **(1)**	***75.32***		***10:56:15.407***

P24 88 Peter RANDALL Kawasaki -

IDEAL LAP TIME : 1:56.469 BEST LAP TIME : 1:56.474 DIFFERENCE : 0.005

LAP	SECTOR 1	SECTOR 2	SECTOR 3	LAP TIME	MPH	DIFF	TIME OF DAY
1 -	41.243	1:03.568	28.761	2:13.572	65.58	17.098	10:48:23.769
2 -	38.611	53.744	27.571	1:59.926	73.04	3.452	10:50:23.695
3 -	38.312	52.965	27.352	1:58.629 **(3)**	73.84	2.155	10:52:22.324
4 -	38.000	53.079	***27.261***	1:58.340 **(2)**	74.02	1.866	10:54:20.664

Weather / Track : Sunny / Dry

Brands Hatch GP
Circuit Length = 2.4332 miles
Start: 10:44 Flag 10:56 End: 10:58

BMCRC - MRO Championships 2018 - Rnd 6 @ Brands Hatch GP

EDIasia Formula 400 inc Sub 64 & Rookies

QUALIFYING - SECTOR ANALYSIS

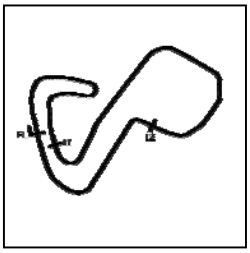

SECTOR 1 = FL to I1, SECTOR 2 = I1 to I2, SECTOR 3 = I2 to FL, DIFF = Difference To Personal Best Lap, P = Crossed Finish Line in Pit Lane, D = Time Disallowed

5 -	***37.003***	***52.205***	27.266	***1:56.474***	**(1)**	***75.20***	***10:56:17.138***

P25 70 S Andrew BURSCOUGH Yamaha - Apollo Tuning

IDEAL LAP TIME : 1:56.505 BEST LAP TIME : 1:56.565 DIFFERENCE : 0.060

LAP	SECTOR 1	SECTOR 2	SECTOR 3	LAP TIME		MPH	DIFF	TIME OF DAY
1 -	38.611	53.165	27.856	1:59.632		73.22	3.067	10:48:08.270
2 -	38.201	54.203	27.883	2:00.287		72.82	3.722	10:50:08.557
3 -	38.522	53.577	27.689	1:59.788		73.12	3.223	10:52:08.345
4 -	37.076	52.756	27.494	1:57.326	**(3)**	74.66	0.761	10:54:05.671
5 -	37.211	***52.634***	27.210	1:57.055	**(2)**	74.83	0.490	10:56:02.726
6 -	***36.931***	52.694	***26.940***	***1:56.565***	**(1)**	***75.14***		***10:57:59.291***

P26 9 Karl COONEY Kawasaki -

IDEAL LAP TIME : 1:58.011 BEST LAP TIME : 1:58.017 DIFFERENCE : 0.006

LAP	SECTOR 1	SECTOR 2	SECTOR 3	LAP TIME		MPH	DIFF	TIME OF DAY
1 -	43.482	55.716	28.836	2:08.034		68.41	10.017	10:48:16.533
2 -	40.436	54.173	27.978	2:02.587		71.45	4.570	10:50:19.120
3 -	38.801	53.645	27.702	2:00.148	**(3)**	72.90	2.131	10:52:19.268
4 -	***38.044***	***52.474***	27.499	***1:58.017***	**(1)**	***74.22***		***10:54:17.285***
5 -	38.123	53.255	***27.493***	1:58.871	**(2)**	73.69	0.854	10:56:16.156

P27 12 R Alexander LATHAM Yamaha -

IDEAL LAP TIME : 1:58.707 BEST LAP TIME : 1:58.807 DIFFERENCE : 0.100

LAP	SECTOR 1	SECTOR 2	SECTOR 3	LAP TIME		MPH	DIFF	TIME OF DAY
1 -	41.121	56.729	28.389	2:06.239	**(3)**	69.39	7.432	10:48:20.633
2 -	39.109	53.749	***27.310***	2:00.168	**(2)**	72.89	1.361	10:50:20.801
3 -	***37.818***	***53.579***	27.410	***1:58.807***	**(1)**	***73.73***		***10:52:19.608***

P28 999 R/S Jim DALTON Kawasaki - Mick Dale

IDEAL LAP TIME : 2:02.082 BEST LAP TIME : 2:02.673 DIFFERENCE : 0.591

LAP	SECTOR 1	SECTOR 2	SECTOR 3	LAP TIME		MPH	DIFF	TIME OF DAY
1 -	41.861	57.295	29.175	2:08.331		68.25	5.658	10:48:23.817
2 -	39.816	55.810	28.827	2:04.453		70.38	1.780	10:50:28.270
3 -	38.996	55.194	29.384	2:03.574	**(3)**	70.88	0.901	10:52:31.844
4 -	39.024	***55.046***	***28.686***	2:02.756	**(2)**	71.35	0.083	10:54:34.600
5 -	***38.350***	55.477	28.846	***2:02.673***	**(1)**	***71.40***		***10:56:37.273***

P29 17 S Andrew POCOCK Honda -

IDEAL LAP TIME : 2:05.721 BEST LAP TIME : 2:06.458 DIFFERENCE : 0.737

LAP	SECTOR 1	SECTOR 2	SECTOR 3	LAP TIME		MPH	DIFF	TIME OF DAY
1 -	42.083	57.326	29.491	2:08.900		67.95	2.442	10:48:23.563
2 -	41.514	***56.287***	***29.363***	2:07.164	**(2)**	68.88	0.706	10:50:30.727
3 -	41.797	56.742	29.531	2:08.070		68.39	1.612	10:52:38.797
4 -	40.756	56.408	30.264	2:07.428	**(3)**	68.74	0.970	10:54:46.225
5 -	***40.071***	56.807	29.580	***2:06.458***	**(1)**	***69.27***		***10:56:52.683***

Weather / Track : Sunny / Dry

Brands Hatch GP
Circuit Length = 2.4332 miles
Start: 10:44 Flag 10:56 End: 10:58

BMCRC - MRO Championships 2018 - Rnd 6 @ Brands Hatch GP

EDIasia Formula 400 inc Sub 64 & Rookies

QUALIFYING - BEST SECTORS

	SECTOR 1			SECTOR 2			SECTOR 3			IDEAL / BEST COMPARISON					
POS	NO	NAME	TIME	NO	NAME	TIME	NO	NAME	TIME	POS	NO	NAME	IDEAL	BEST	DIFF
												PERFECT LAP	1:40.165		
1	45	THOMPSON	31.936	45	THOMPSON	44.632	45	THOMPSON	23.597	1	45	THOMPSON	1:40.165	1:40.165	0.000
2	2	GILL	32.232	2	GILL	45.174	14	BURRAGE	24.018	2	2	GILL	1:41.444	1:42.164	0.720
3	38	WOOD	32.656	38	WOOD	45.681	86	SCOTT	24.032	3	38	WOOD	1:42.380	1:42.380	0.000
4	23	EVANS	32.686	23	EVANS	45.751	2	GILL	24.038	4	23	EVANS	1:42.768	1:43.231	0.463
5	86	SCOTT	33.017	86	SCOTT	45.760	38	WOOD	24.043	5	86	SCOTT	1:42.809	1:42.817	0.008
6	3	HENNING	33.412	3	HENNING	46.590	23	EVANS	24.331	6	3	HENNING	1:44.508	1:44.656	0.148
7	14	BURRAGE	33.702	22	HARVIEK	46.663	3	HENNING	24.506	7	85	ROBINSON	1:45.569	1:45.641	0.072
8	84	SCHOFIELD	33.985	85	ROBINSON	46.684	63	FOWLE	24.624	8	63	FOWLE	1:45.999	1:45.999	0.000
9	85	ROBINSON	34.015	63	FOWLE	47.077	85	ROBINSON	24.870	9	22	HARVIEK	1:46.060	1:46.912	0.852
10	16	WILKINS	34.192	26	THOMPSON	47.474	22	HARVIEK	24.965	10	26	THOMPSON	1:46.939	1:46.939	0.000
11	63	FOWLE	34.298	90	RAPA	47.705	26	THOMPSON	25.043	11	16	WILKINS	1:47.625	1:48.222	0.597
12	26	THOMPSON	34.422	57	FISHER	47.923	16	WILKINS	25.227	12	90	RAPA	1:47.671	1:48.119	0.448
13	22	HARVIEK	34.432	52	JARMAN	48.154	93	GILMAN	25.247	13	84	SCHOFIELD	1:47.680	1:48.218	0.538
14	117	HARRIS	34.597	16	WILKINS	48.206	90	RAPA	25.269	14	57	FISHER	1:48.050	1:48.584	0.534
15	19	SEATH	34.622	84	SCHOFIELD	48.246	57	FISHER	25.278	15	52	JARMAN	1:48.856	1:49.103	0.247
16	90	RAPA	34.697	93	GILMAN	48.667	35	DIGBY-BAKER	25.439	16	93	GILMAN	1:48.953	1:48.968	0.015
17	35	DIGBY-BAKER	34.757	117	HARRIS	48.747	84	SCHOFIELD	25.449	17	35	DIGBY-BAKER	1:49.046	1:50.044	0.998
18	57	FISHER	34.849	33	JOHNSTONE	48.780	52	JARMAN	25.671	18	117	HARRIS	1:49.099	1:49.099	0.000
19	52	JARMAN	35.031	35	DIGBY-BAKER	48.850	19	SEATH	25.673	19	19	SEATH	1:49.277	1:50.146	0.869
20	93	GILMAN	35.039	19	SEATH	48.982	33	JOHNSTONE	25.705	20	33	JOHNSTONE	1:49.937	1:50.138	0.201
21	20	SWYER	35.076	20	SWYER	49.434	117	HARRIS	25.755	21	20	SWYER	1:50.421	1:50.524	0.103
22	71	BURNAL	35.230	71	BURNAL	50.004	20	SWYER	25.911	22	71	BURNAL	1:51.300	1:52.166	0.866
23	33	JOHNSTONE	35.452	40	DINSMORE	51.522	71	BURNAL	26.066	23	40	DINSMORE	1:56.289	1:56.289	0.000
24	70	BURSCOUGH	36.931	88	RANDALL	52.205	70	BURSCOUGH	26.940	24	88	RANDALL	1:56.469	1:56.474	0.005
25	88	RANDALL	37.003	9	COONEY	52.474	88	RANDALL	27.261	25	70	BURSCOUGH	1:56.505	1:56.565	0.060
26	40	DINSMORE	37.234	70	BURSCOUGH	52.634	12	LATHAM	27.310	26	9	COONEY	1:58.011	1:58.017	0.006
27	12	LATHAM	37.818	12	LATHAM	53.579	9	COONEY	27.493	27	12	LATHAM	1:58.707	1:58.807	0.100
28	9	COONEY	38.044	999	DALTON	55.046	40	DINSMORE	27.533	28	999	DALTON	2:02.082	2:02.673	0.591
29	999	DALTON	38.350	17	POCOCK	56.287	999	DALTON	28.686	29	17	POCOCK	2:05.721	2:06.458	0.737
30	17	POCOCK	40.071				17	POCOCK	29.363						

Weather / Track : Sunny / Dry

Brands Hatch GP
Circuit Length = 2.4332 miles
Start: 10:44 Flag 10:56 End: 10:58

Results can be found at www.tsl-timing.com

Printed - 11:00 Saturday, 07 July 2018

BMCRC - MRO Championships 2018 - Rnd 6 @ Brands Hatch GP

EDIasia Formula 400 inc Sub 64 & Rookies

RACE 6 - GRID (6 Laps)

ROW 11			33	100 Jonathan ALLUM	32	10 Justin ARBON	31	5 Max HOUSE
ROW 10	30	14 Chris BURRAGE	29	2:06.458 17 Andrew POCOCK	28	2:02.673 999 Jim DALTON		
ROW 9			27	1:58.807 12 Alexander LATHAM	26	1:58.017 9 Karl COONEY	25	1:56.565 70 Andrew BURSCOUGH
ROW 8	24	1:56.474 88 Peter RANDALL	23	1:56.289 40 Jonathan DINSMORE	22	1:52.166 71 Ben BURNAL		
ROW 7			21	1:50.524 20 Connor SWYER	20	1:50.146 19 James SEATH	19	1:50.138 33 Carl JOHNSTONE
ROW 6	18	1:50.044 35 Sam DIGBY-BAKER	17	1:49.103 52 Gary JARMAN	16	1:49.099 117 Jordan HARRIS		
ROW 5			15	1:48.968 93 William GILMAN	14	1:48.584 57 Paul FISHER	13	1:48.222 16 Andrew WILKINS
ROW 4	12	1:48.218 84 Gavin SCHOFIELD	11	1:48.119 90 Steve RAPA	10	1:46.939 26 Lydia THOMPSON		
ROW 3			9	1:46.912 22 Dave HARVIEK	8	1:45.999 63 Harry FOWLE	7	1:45.641 85 James ROBINSON
ROW 2	6	1:44.656 3 Gary HENNING	5	1:43.231 23 Tham EVANS	4	1:42.817 86 Mathew SCOTT		
ROW 1			3	1:42.380 38 Hayden WOOD	2	1:42.164 2 Andrew GILL	1	1:40.165 45 Mark THOMPSON
								Pole

Brands Hatch GP
Circuit Length = 2.4332 miles

These results are provisional until the conclusion of any judicial and technical matters.

Clerk Of Course :		Timekeeper :

Results can be found at www.tsl-timing.com

Printed - 11:00 Saturday, 07 July 2018

BMCRC - MRO Championships 2018 - Rnd 6 @ Brands Hatch GP

EDIasia Formula 400 inc Sub 64 & Rookies

RACE 6 - CLASSIFICATION

POS	NO	CL	PIC	NAME	ENTRY	LAPS	TIME	GAP	DIFF	MPH	BEST	ON
1	14		1	Chris BURRAGE	Kawasaki - Seton tuning	6	10:04.878			86.89	1:38.467	3
2	45		2	Mark THOMPSON	Kawasaki - Flintstone Tyres / David Simon Tuning	6	10:06.246	1.368	1.368	86.69	1:39.285	6
3	86		3	Mathew SCOTT	Kawasaki -	6	10:06.997	2.119	0.751	86.58	1:39.820	4
4	63	S	1	Harry FOWLE	Kawasaki - Team ELP A.Fowle Joinery	6	10:18.853	13.975	11.856	84.92	1:41.001	5
5	38	S	2	Hayden WOOD	Kawasaki -	6	10:18.943	14.065	0.090	84.91	1:41.690	5
6	23	S	3	Tham EVANS	Honda - Vanilla Electronics / GF racing	6	10:25.069	20.191	6.126	84.08	1:42.354	3
7	3		4	Gary HENNING	Kawasaki - SGT motorcycles	6	10:28.800	23.922	3.731	83.58	1:43.195	3
8	90	S	4	Steve RAPA	Honda - David Simon Tuning	6	10:34.671	29.793	5.871	82.81	1:43.614	2
9	16	S	5	Andrew WILKINS	Kawasaki - David Simon Tuning	6	10:36.209	31.331	1.538	82.61	1:44.256	5
10	85		5	James ROBINSON	Kawasaki - claire palastanga ceramics	6	10:36.950	32.072	0.741	82.51	1:44.707	4
11	22		6	Dave HARVIEK	Kawasaki - HRC & Fatty's Cake Shop	6	10:37.338	32.460	0.388	82.46	1:44.492	5
12	26		7	Lydia THOMPSON	Kawasaki - Flintstone Racing - David Simons Tuning	6	10:44.684	39.806	7.346	81.52	1:45.033	6
13	93		8	William GILMAN	Kawasaki -	6	10:45.466	40.588	0.782	81.42	1:45.577	6
14	57		9	Paul FISHER	Kawasaki -	6	10:45.851	40.973	0.385	81.37	1:46.123	5
15	84	S	6	Gavin SCHOFIELD	Honda -	6	10:46.357	41.479	0.506	81.31	1:45.719	5
16	33	S	7	Carl JOHNSTONE	Yamaha - EDIasia	6	10:47.654	42.776	1.297	81.15	1:45.946	5
17	19	R	1	James SEATH	Kawasaki - Ovenden	6	10:51.771	46.893	4.117	80.64	1:46.418	2
18	35	S	8	Sam DIGBY-BAKER	Kawasaki -	6	11:05.136	1:00.258	13.365	79.01	1:48.479	4
19	71	S	9	Ben BURNAL	Honda - Violent running syndicate	6	11:06.603	1:01.725	1.467	78.84	1:49.281	2
20	20	R	2	Connor SWYER	Kawasaki - owkay clothing & EBC brakes	6	11:13.478	1:08.600	6.875	78.04	1:47.449	3
21	117	S	10	Jordan HARRIS	Kawasaki -	6	11:17.421	1:12.543	3.943	77.58	1:50.170	5
22	70	S	11	Andrew BURSCOUGH	Yamaha - Apollo Tuning	6	11:17.511	1:12.633	0.090	77.57	1:49.867	2
23	40	R/S	1	Jonathan DINSMORE	Honda - RJs Car Restorations	6	11:30.676	1:25.798	13.165	76.09	1:52.177	5
24	9		10	Karl COONEY	Kawasaki -	6	11:36.109	1:31.231	5.433	75.50	1:54.315	6
25	88		11	Peter RANDALL	Kawasaki -	6	11:43.558	1:38.680	7.449	74.70	1:55.261	2
26	999	R/S	2	Jim DALTON	Kawasaki - Mick Dale	6	12:01.265	1:56.387	17.707	72.87	1:58.047	4
					NOT CLASSIFIED							
DNF	52			Gary JARMAN	Kawasaki - G & S Motorcycle tyres	5	9:06.079	1 Lap	1 Lap	80.20	1:46.464	3
DNF	17	S		Andrew POCOCK	Honda -	4	8:32.636	2 Laps	1 Lap	68.35	2:05.142	4
DNF	2			Andrew GILL	Kawasaki - RMKD Racing	3	5:04.930	3 Laps	1 Lap	86.18	1:39.507	3
DNF	12	R		Alexander LATHAM	Yamaha -	0						

FASTEST LAP

14		Chris BURRAGE	Kawasaki - Seton tuning	3	1:38.467	88.96 mph	143.17 kph
63	S	Harry FOWLE	Kawasaki - Team ELP A.Fowle Joinery	5	1:41.001	86.73 mph	139.57 kph
19	R	James SEATH	Kawasaki - Ovenden	2	1:46.418	82.31 mph	132.47 kph
40	R/S	Jonathan DINSMORE	Honda - RJs Car Restorations	5	1:52.177	78.08 mph	125.67 kph

Class - 92.5% of Race Speed = 80.37 mph
Class S - 92.5% of Race Speed = 78.55 mph
Class R - 92.5% of Race Speed = 74.59 mph
Class R/S - 92.5% of Race Speed = 70.38 mph

Brands Hatch GP
Circuit Length = 2.4332 miles
Start: 14:06 Flag 14:16 End: 14:18

Weather / Track : Sunny / Dry
These results are provisional until the conclusion of any judicial and technical matters.

Clerk Of Course :		Timekeeper :

Results can be found at www.tsl-timing.com

Printed - 14:18 Saturday, 07 July 2018

BMCRC - MRO Championships 2018 - Rnd 6 @ Brands Hatch GP

EDIasia Formula 400 inc Sub 64 & Rookies

RACE 6 - LAP CHART

LAP 1 @ 14:08:03.835

NO	BEHIND	LAP TIME
2		1:45.511
86	0.740	1:46.251
45	2.117	1:47.628
38	2.686	1:48.197
23	3.064	1:48.575
63	3.450	1:48.961
14	3.462	1:48.973
3	4.247	1:49.758
90	5.266	1:50.777
85	6.313	1:51.824
16	6.580	1:52.091
22	6.838	1:52.349
93	8.028	1:53.539
57	8.360	1:53.871
26	8.863	1:54.374
33	9.219	1:54.730
84	9.344	1:54.855
19	10.415	1:55.926
20	11.680	1:57.191
52	11.926	1:57.437
71	12.828	1:58.339
70	13.245	1:58.756
35	13.533	1:59.044
117	15.701	2:01.212
9	17.736	2:03.247
88	18.098	2:03.609
40	18.768	2:04.279
999	22.076	2:07.587
17	26.373	2:11.884

LAP 2 @ 14:09:43.747

NO	BEHIND	LAP TIME
2		1:39.912
86	0.739	1:39.911
14	3.021	1:39.471
45	3.182	1:40.977
38	5.640	1:42.866
63	6.490	1:42.952
23	6.597	1:43.445
3	8.434	1:44.099
90	8.968	1:43.614
16	11.564	1:44.896
85	11.984	1:45.583
22	12.099	1:45.173
57	14.636	1:46.188
93	15.192	1:47.076
26	15.829	1:46.878
33	16.345	1:47.038
84	16.531	1:47.099
19	16.921	1:46.418
52	18.948	1:46.934
20	19.658	1:47.890
71	22.197	1:49.281
70	23.200	1:49.867
35	23.499	1:49.878
117	27.555	1:51.766
9	32.902	1:55.078
40	32.968	1:54.112
88	33.447	1:55.261
999	41.013	1:58.849
17	51.786	2:05.325

LAP 3 @ 14:11:23.254

NO	BEHIND	LAP TIME
2		1:39.507
86	1.408	1:40.176
14	1.981	1:38.467
45	3.371	1:39.696
38	8.174	1:42.041
23	9.444	1:42.354
63	9.602	1:42.619
3	12.122	1:43.195
90	13.536	1:44.075
16	17.071	1:45.014
85	17.357	1:44.880
22	17.610	1:45.018
57	21.460	1:46.331
93	21.807	1:46.122
26	21.867	1:45.545
84	23.016	1:45.992
33	23.411	1:46.573
19	24.441	1:47.027
52	25.905	1:46.464
20	27.600	1:47.449
71	32.778	1:50.088
35	32.837	1:48.845
70	34.412	1:50.719
117	38.776	1:50.728
40	47.424	1:53.963
9	47.876	1:54.481
88	49.817	1:55.877
999	1:00.112	1:58.606
17	1:22.564	2:10.285

LAP 4 @ 14:13:04.030

NO	BEHIND	LAP TIME
14		1:38.795
86	0.452	1:39.820
45	1.920	1:39.325
38	9.662	1:42.264
63	10.516	1:41.690
23	11.401	1:42.733
3	15.319	1:43.973
90	18.456	1:45.696
85	21.288	1:44.707
16	21.931	1:45.636
22	22.052	1:45.218
26	27.159	1:46.068
57	27.851	1:47.167
93	28.058	1:47.027
84	28.694	1:46.454
33	29.223	1:46.588
19	30.242	1:46.577
52	32.730	1:47.601
20	34.362	1:47.538
35	40.540	1:48.479
71	41.652	1:49.650
70	44.981	1:51.345
117	49.268	1:51.268
40	59.371	1:52.723
9	1:01.673	1:54.573
88	1:06.048	1:57.007
999	1:17.383	1:58.047

LAP 5 @ 14:14:43.615

NO	BEHIND	LAP TIME
14		1:39.585
86	1.498	1:40.631
45	1.670	1:39.335
17	1 Lap	2:05.142
38	11.767	1:41.690
63	11.932	1:41.001
23	16.094	1:44.278
3	19.356	1:43.622
90	23.887	1:45.016
85	26.452	1:44.749
16	26.602	1:44.256
22	26.959	1:44.492
26	34.360	1:46.786
57	34.389	1:46.123
93	34.598	1:46.125
84	34.828	1:45.719
33	35.584	1:45.946
19	37.758	1:47.101
52	40.788	1:47.643
35	49.539	1:48.584
71	51.674	1:49.607
20	52.434	1:57.657
70	58.931	1:53.535
117	59.853	1:50.170
40	1:11.963	1:52.177
9	1:16.503	1:54.415
88	1:22.341	1:55.878
999	1:35.960	1:58.162

LAP 6 @ 14:16:23.202

NO	BEHIND	LAP TIME
14		1:39.587
45	1.368	1:39.285
86	2.119	1:40.208
63	13.975	1:41.630
38	14.065	1:41.885
23	20.191	1:43.684
3	23.922	1:44.153
90	29.793	1:45.493
16	31.331	1:44.316
85	32.072	1:45.207
22	32.460	1:45.088
26	39.806	1:45.033
93	40.588	1:45.577
57	40.973	1:46.171
84	41.479	1:46.238
33	42.776	1:46.779
19	46.893	1:48.722
35	1:00.258	1:50.306
71	1:01.725	1:49.638
20	1:08.600	1:55.753
117	1:12.543	1:52.277
70	1:12.633	1:53.289
40	1:25.798	1:53.422
9	1:31.231	1:54.315
88	1:38.680	1:55.926
999	1:56.387	2:00.014

Weather / Track : Sunny / Dry

Brands Hatch GP
Circuit Length = 2.4332 miles
Start: 14:06 Flag 14:16 End: 14:18

Results can be found at www.tsl-timing.com

Printed - 14:19 Saturday, 07 July 2018

BMCRC - MRO Championships 2018 - Rnd 6 @ Brands Hatch GP

EDIasia Formula 400 inc Sub 64 & Rookies

RACE 6 - SECTOR ANALYSIS

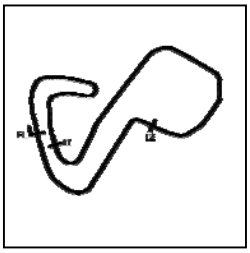

SECTOR 1 = FL to I1, SECTOR 2 = I1 to I2, SECTOR 3 = I2 to FL, DIFF = Difference To Personal Best Lap, P = Crossed Finish Line in Pit Lane, D = Time Disallowed

P1 14 Chris BURRAGE Kawasaki - Seton tuning

IDEAL LAP TIME : 1:38.256 BEST LAP TIME : 1:38.467 DIFFERENCE : 0.211

LAP	SECTOR 1	SECTOR 2	SECTOR 3	LAP TIME	MPH	DIFF	TIME OF DAY
1 -		44.564	23.523	1:48.973	80.38	10.506	14:08:07.297
2 -	32.094	43.809	23.568	1:39.471 (3)	88.06	1.004	14:09:46.768
3 -	31.464	***43.736***	***23.267***	***1:38.467 (1)***	***88.96***		***14:11:25.235***
4 -	31.257	44.098	23.440	1:38.795 (2)	88.66	0.328	14:13:04.030
5 -	***31.253***	44.967	23.365	1:39.585	87.96	1.118	14:14:43.615
6 -	31.270	44.223	24.094	1:39.587	87.96	1.120	14:16:23.202

P2 45 Mark THOMPSON Kawasaki - Flintstone Tyres / David Simon Tuning

IDEAL LAP TIME : 1:39.092 BEST LAP TIME : 1:39.285 DIFFERENCE : 0.193

LAP	SECTOR 1	SECTOR 2	SECTOR 3	LAP TIME	MPH	DIFF	TIME OF DAY
1 -		45.601	23.834	1:47.628	81.38	8.343	14:08:05.952
2 -	32.552	44.516	23.909	1:40.977	86.75	1.692	14:09:46.929
3 -	31.949	44.056	23.691	1:39.696	87.86	0.411	14:11:26.625
4 -	31.575	44.189	***23.561***	1:39.325 (2)	88.19	0.040	14:13:05.950
5 -	31.544	***44.039***	23.752	1:39.335 (3)	88.18	0.050	14:14:45.285
6 -	***31.492***	44.207	23.586	***1:39.285 (1)***	***88.22***		***14:16:24.570***

P3 86 Mathew SCOTT Kawasaki -

IDEAL LAP TIME : 1:39.452 BEST LAP TIME : 1:39.820 DIFFERENCE : 0.368

LAP	SECTOR 1	SECTOR 2	SECTOR 3	LAP TIME	MPH	DIFF	TIME OF DAY
1 -		45.122	23.913	1:46.251	82.44	6.431	14:08:04.575
2 -	31.700	44.513	23.698	1:39.911 (2)	87.67	0.091	14:09:44.486
3 -	31.826	44.529	23.821	1:40.176 (3)	87.44	0.356	14:11:24.662
4 -	***31.603***	44.535	23.682	***1:39.820 (1)***	***87.75***		***14:13:04.482***
5 -	31.760	44.907	23.964	1:40.631	87.04	0.811	14:14:45.113
6 -	32.359	***44.359***	***23.490***	1:40.208	87.41	0.388	14:16:25.321

P4 63 S Harry FOWLE Kawasaki - Team ELP A.Fowle Joinery

IDEAL LAP TIME : 1:41.001 BEST LAP TIME : 1:41.001 DIFFERENCE : 0.000

LAP	SECTOR 1	SECTOR 2	SECTOR 3	LAP TIME	MPH	DIFF	TIME OF DAY
1 -		45.924	24.387	1:48.961	80.39	7.960	14:08:07.285
2 -	33.109	45.471	24.372	1:42.952	85.08	1.951	14:09:50.237
3 -	33.012	45.521	24.086	1:42.619	85.36	1.618	14:11:32.856
4 -	32.317	45.276	24.097	1:41.690 (3)	86.14	0.689	14:13:14.546
5 -	***32.212***	***44.779***	***24.010***	***1:41.001 (1)***	***86.73***		***14:14:55.547***
6 -	32.368	44.966	24.296	1:41.630 (2)	86.19	0.629	14:16:37.177

P5 38 S Hayden WOOD Kawasaki -

IDEAL LAP TIME : 1:41.523 BEST LAP TIME : 1:41.690 DIFFERENCE : 0.167

LAP	SECTOR 1	SECTOR 2	SECTOR 3	LAP TIME	MPH	DIFF	TIME OF DAY
1 -		46.233	24.234	1:48.197	80.96	6.507	14:08:06.521
2 -	32.958	45.693	24.215	1:42.866	85.15	1.176	14:09:49.387
3 -	32.282	45.678	24.081	1:42.041 (3)	85.84	0.351	14:11:31.428
4 -	***32.271***	45.659	24.334	1:42.264	85.65	0.574	14:13:13.692
5 -	32.409	45.210	***24.071***	***1:41.690 (1)***	***86.14***		***14:14:55.382***
6 -	32.275	***45.181***	24.429	1:41.885 (2)	85.97	0.195	14:16:37.267

P6 23 S Tham EVANS Honda - Vanilla Electronics / GF racing

IDEAL LAP TIME : 1:42.046 BEST LAP TIME : 1:42.354 DIFFERENCE : 0.308

LAP	SECTOR 1	SECTOR 2	SECTOR 3	LAP TIME	MPH	DIFF	TIME OF DAY
1 -		45.892	24.345	1:48.575	80.67	6.221	14:08:06.899
2 -	33.172	45.508	24.765	1:43.445 (3)	84.68	1.091	14:09:50.344
3 -	32.693	***45.434***	***24.227***	***1:42.354 (1)***	***85.58***		***14:11:32.698***
4 -	***32.385***	45.960	24.388	1:42.733 (2)	85.26	0.379	14:13:15.431
5 -	33.618	46.170	24.490	1:44.278	84.00	1.924	14:14:59.709

Weather / Track : Sunny / Dry

Brands Hatch GP
Circuit Length = 2.4332 miles
Start: 14:06 Flag 14:16 End: 14:18

BMCRC - MRO Championships 2018 - Rnd 6 @ Brands Hatch GP

EDIasia Formula 400 inc Sub 64 & Rookies

RACE 6 - SECTOR ANALYSIS

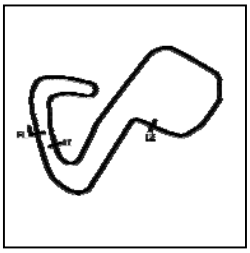

SECTOR 1 = FL to I1, SECTOR 2 = I1 to I2, SECTOR 3 = I2 to FL, DIFF = Difference To Personal Best Lap, P = Crossed Finish Line in Pit Lane, D = Time Disallowed

6 -	33.048	45.616	25.020	1:43.684	84.48	1.330	14:16:43.393

P7 3 Gary HENNING Kawasaki - SGT motorcycles

IDEAL LAP TIME : 1:42.935 BEST LAP TIME : 1:43.195 DIFFERENCE : 0.260

LAP	SECTOR 1	SECTOR 2	SECTOR 3	LAP TIME	MPH	DIFF	TIME OF DAY
1 -		46.109	***24.295***	1:49.758	79.81	6.563	14:08:08.082
2 -	33.612	46.105	24.382	1:44.099	84.14	0.904	14:09:52.181
3 -	***32.897***	***45.743***	24.555	***1:43.195*** **(1)**	***84.88***		***14:11:35.376***
4 -	33.057	46.190	24.726	1:43.973 **(3)**	84.25	0.778	14:13:19.349
5 -	33.135	45.975	24.512	1:43.622 **(2)**	84.53	0.427	14:15:02.971
6 -	33.226	46.346	24.581	1:44.153	84.10	0.958	14:16:47.124

P8 90 S Steve RAPA Honda - David Simon Tuning

IDEAL LAP TIME : 1:43.614 BEST LAP TIME : 1:43.614 DIFFERENCE : 0.000

LAP	SECTOR 1	SECTOR 2	SECTOR 3	LAP TIME	MPH	DIFF	TIME OF DAY
1 -		47.117	24.784	1:50.777	79.07	7.163	14:08:09.101
2 -	***32.945***	***46.095***	***24.574***	***1:43.614*** **(1)**	***84.54***		***14:09:52.715***
3 -	33.127	46.154	24.794	1:44.075 **(2)**	84.16	0.461	14:11:36.790
4 -	34.013	46.793	24.890	1:45.696	82.87	2.082	14:13:22.486
5 -	33.455	46.875	24.686	1:45.016 **(3)**	83.41	1.402	14:15:07.502
6 -	33.532	47.038	24.923	1:45.493	83.03	1.879	14:16:52.995

P9 16 S Andrew WILKINS Kawasaki - David Simon Tuning

IDEAL LAP TIME : 1:43.900 BEST LAP TIME : 1:44.256 DIFFERENCE : 0.356

LAP	SECTOR 1	SECTOR 2	SECTOR 3	LAP TIME	MPH	DIFF	TIME OF DAY
1 -		47.999	24.712	1:52.091	78.14	7.835	14:08:10.415
2 -	33.193	46.906	24.797	1:44.896 **(3)**	83.50	0.640	14:09:55.311
3 -	33.097	47.100	24.817	1:45.014	83.41	0.758	14:11:40.325
4 -	33.314	47.393	24.929	1:45.636	82.92	1.380	14:13:25.961
5 -	***33.057***	46.582	24.617	***1:44.256*** **(1)**	***84.02***		***14:15:10.217***
6 -	33.473	***46.515***	***24.328***	1:44.316 **(2)**	83.97	0.060	14:16:54.533

P10 85 James ROBINSON Kawasaki - claire palastanga ceramics

IDEAL LAP TIME : 1:44.344 BEST LAP TIME : 1:44.707 DIFFERENCE : 0.363

LAP	SECTOR 1	SECTOR 2	SECTOR 3	LAP TIME	MPH	DIFF	TIME OF DAY
1 -		46.580	24.935	1:51.824	78.33	7.117	14:08:10.148
2 -	33.822	47.026	24.735	1:45.583	82.96	0.876	14:09:55.731
3 -	***33.274***	46.794	24.812	1:44.880 **(3)**	83.52	0.173	14:11:40.611
4 -	33.310	***46.550***	24.847	***1:44.707*** **(1)**	***83.66***		***14:13:25.318***
5 -	33.409	46.561	24.779	1:44.749 **(2)**	83.62	0.042	14:15:10.067
6 -	33.621	47.066	***24.520***	1:45.207	83.26	0.500	14:16:55.274

P11 22 Dave HARVIEK Kawasaki - HRC & Fatty's Cake Shop

IDEAL LAP TIME : 1:44.245 BEST LAP TIME : 1:44.492 DIFFERENCE : 0.247

LAP	SECTOR 1	SECTOR 2	SECTOR 3	LAP TIME	MPH	DIFF	TIME OF DAY
1 -		46.906	24.791	1:52.349	77.96	7.857	14:08:10.673
2 -	33.886	46.687	***24.600***	1:45.173	83.28	0.681	14:09:55.846
3 -	***33.474***	46.691	24.853	1:45.018 **(2)**	83.41	0.526	14:11:40.864
4 -	33.807	46.521	24.890	1:45.218	83.25	0.726	14:13:26.082
5 -	33.556	***46.171***	24.765	***1:44.492*** **(1)**	***83.83***		***14:15:10.574***
6 -	33.670	46.767	24.651	1:45.088 **(3)**	83.35	0.596	14:16:55.662

P12 26 Lydia THOMPSON Kawasaki - Flintstone Racing - David Simons Tuning

IDEAL LAP TIME : 1:44.941 BEST LAP TIME : 1:45.033 DIFFERENCE : 0.092

LAP	SECTOR 1	SECTOR 2	SECTOR 3	LAP TIME	MPH	DIFF	TIME OF DAY
1 -		47.205	25.345	1:54.374	76.58	9.341	14:08:12.698
2 -	33.838	47.921	25.119	1:46.878	81.96	1.845	14:09:59.576
3 -	***33.763***	47.163	24.619	1:45.545 **(2)**	82.99	0.512	14:11:45.121

Weather / Track : Sunny / Dry

Brands Hatch GP
Circuit Length = 2.4332 miles
Start: 14:06 Flag 14:16 End: 14:18

BMCRC - MRO Championships 2018 - Rnd 6 @ Brands Hatch GP

EDIasia Formula 400 inc Sub 64 & Rookies

RACE 6 - SECTOR ANALYSIS

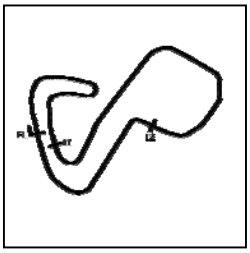

SECTOR 1 = FL to I1, SECTOR 2 = I1 to I2, SECTOR 3 = I2 to FL, DIFF = Difference To Personal Best Lap, P = Crossed Finish Line in Pit Lane, D = Time Disallowed

4 -	34.236	47.124	24.708	1:46.068 (3)	82.58	1.035	14:13:31.189
5 -	33.782	47.752	25.252	1:46.786	82.03	1.753	14:15:17.975
6 -	33.855	***46.635***	***24.543***	***1:45.033 (1)***	***83.40***		***14:17:03.008***

P13 93 William GILMAN Kawasaki -

IDEAL LAP TIME : 1:45.286 BEST LAP TIME : 1:45.577 DIFFERENCE : 0.291

LAP	SECTOR 1	SECTOR 2	SECTOR 3	LAP TIME	MPH	DIFF	TIME OF DAY
1 -		47.604	25.125	1:53.539	77.15	7.962	14:08:11.863
2 -	34.114	47.887	25.075	1:47.076	81.80	1.499	14:09:58.939
3 -	33.917	47.358	24.847	1:46.122 (2)	82.54	0.545	14:11:45.061
4 -	34.526	47.631	24.870	1:47.027	81.84	1.450	14:13:32.088
5 -	***33.591***	47.456	25.078	1:46.125 (3)	82.54	0.548	14:15:18.213
6 -	33.882	***46.853***	***24.842***	***1:45.577 (1)***	***82.97***		***14:17:03.790***

P14 57 Paul FISHER Kawasaki -

IDEAL LAP TIME : 1:45.490 BEST LAP TIME : 1:46.123 DIFFERENCE : 0.633

LAP	SECTOR 1	SECTOR 2	SECTOR 3	LAP TIME	MPH	DIFF	TIME OF DAY
1 -		47.191	25.178	1:53.871	76.92	7.748	14:08:12.195
2 -	33.874	47.305	***25.009***	1:46.188 (3)	82.49	0.065	14:09:58.383
3 -	33.826	47.345	25.160	1:46.331	82.38	0.208	14:11:44.714
4 -	34.349	47.767	25.051	1:47.167	81.74	1.044	14:13:31.881
5 -	***33.459***	47.201	25.463	***1:46.123 (1)***	***82.54***		***14:15:18.004***
6 -	34.130	***47.022***	25.019	1:46.171 (2)	82.50	0.048	14:17:04.175

P15 84 S Gavin SCHOFIELD Honda -

IDEAL LAP TIME : 1:45.408 BEST LAP TIME : 1:45.719 DIFFERENCE : 0.311

LAP	SECTOR 1	SECTOR 2	SECTOR 3	LAP TIME	MPH	DIFF	TIME OF DAY
1 -		47.561	25.151	1:54.855	76.26	9.136	14:08:13.179
2 -	33.823	47.820	25.456	1:47.099	81.79	1.380	14:10:00.278
3 -	33.594	47.416	24.982	1:45.992 (2)	82.64	0.273	14:11:46.270
4 -	33.463	47.796	25.195	1:46.454	82.28	0.735	14:13:32.724
5 -	***33.324***	47.460	***24.935***	***1:45.719 (1)***	***82.85***		***14:15:18.443***
6 -	33.959	***47.149***	25.130	1:46.238 (3)	82.45	0.519	14:17:04.681

P16 33 S Carl JOHNSTONE Yamaha - EDIasia

IDEAL LAP TIME : 1:45.842 BEST LAP TIME : 1:45.946 DIFFERENCE : 0.104

LAP	SECTOR 1	SECTOR 2	SECTOR 3	LAP TIME	MPH	DIFF	TIME OF DAY
1 -		47.596	25.430	1:54.730	76.35	8.784	14:08:13.054
2 -	33.793	47.756	25.489	1:47.038	81.83	1.092	14:10:00.092
3 -	***33.473***	47.982	***25.118***	1:46.573 (2)	82.19	0.627	14:11:46.665
4 -	33.528	47.548	25.512	1:46.588 (3)	82.18	0.642	14:13:33.253
5 -	33.571	***47.251***	25.124	***1:45.946 (1)***	***82.68***		***14:15:19.199***
6 -	33.662	47.522	25.595	1:46.779	82.03	0.833	14:17:05.978

P17 19 R James SEATH Kawasaki - Ovenden

IDEAL LAP TIME : 1:46.246 BEST LAP TIME : 1:46.418 DIFFERENCE : 0.172

LAP	SECTOR 1	SECTOR 2	SECTOR 3	LAP TIME	MPH	DIFF	TIME OF DAY
1 -		48.459	25.174	1:55.926	75.56	9.508	14:08:14.250
2 -	***33.562***	47.683	25.173	***1:46.418 (1)***	***82.31***		***14:10:00.668***
3 -	33.594	48.309	***25.124***	1:47.027 (3)	81.84	0.609	14:11:47.695
4 -	33.675	***47.560***	25.342	1:46.577 (2)	82.19	0.159	14:13:34.272
5 -	33.832	48.001	25.268	1:47.101	81.79	0.683	14:15:21.373
6 -	34.223	49.104	25.395	1:48.722	80.57	2.304	14:17:10.095

P18 35 S Sam DIGBY-BAKER Kawasaki -

IDEAL LAP TIME : 1:47.974 BEST LAP TIME : 1:48.479 DIFFERENCE : 0.505

LAP	SECTOR 1	SECTOR 2	SECTOR 3	LAP TIME	MPH	DIFF	TIME OF DAY
1 -		49.939	***25.577***	1:59.044	73.58	10.565	14:08:17.368

Weather / Track : Sunny / Dry

Brands Hatch GP
Circuit Length = 2.4332 miles
Start: 14:06 Flag 14:16 End: 14:18

BMCRC - MRO Championships 2018 - Rnd 6 @ Brands Hatch GP

EDIasia Formula 400 inc Sub 64 & Rookies

RACE 6 - SECTOR ANALYSIS

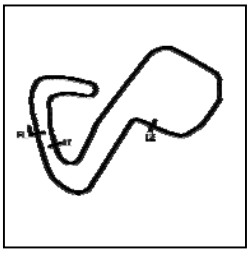

SECTOR 1 = FL to I1, SECTOR 2 = I1 to I2, SECTOR 3 = I2 to FL, DIFF = Difference To Personal Best Lap, P = Crossed Finish Line in Pit Lane, D = Time Disallowed

2 -	35.144	48.821	25.913	1:49.878		79.72	1.399	14:10:07.246
3 -	34.680	***48.524***	25.641	1:48.845	**(3)**	80.47	0.366	14:11:56.091
4 -	***33.873***	48.704	25.902	***1:48.479***	**(1)**	***80.75***		***14:13:44.570***
5 -	34.129	48.629	25.826	1:48.584	**(2)**	80.67	0.105	14:15:33.154
6 -	34.565	49.702	26.039	1:50.306		79.41	1.827	14:17:23.460

P19 71 S Ben BURNAL

Honda - Violent running syndicate

IDEAL LAP TIME : 1:48.727 BEST LAP TIME : 1:49.281 DIFFERENCE : 0.554

LAP	SECTOR 1	SECTOR 2	SECTOR 3	LAP TIME		MPH	DIFF	TIME OF DAY
1 -		***48.712***	26.188	1:58.339		74.02	9.058	14:08:16.663
2 -	34.590	49.042	***25.649***	***1:49.281***	**(1)**	***80.15***		***14:10:05.944***
3 -	35.095	49.224	25.769	1:50.088		79.57	0.807	14:11:56.032
4 -	***34.366***	49.306	25.978	1:49.650		79.88	0.369	14:13:45.682
5 -	34.453	49.127	26.027	1:49.607	**(2)**	79.92	0.326	14:15:35.289
6 -	34.945	48.971	25.722	1:49.638	**(3)**	79.89	0.357	14:17:24.927

P20 20 R Connor SWYER

Kawasaki - owkay clothing & EBC brakes

IDEAL LAP TIME : 1:47.348 BEST LAP TIME : 1:47.449 DIFFERENCE : 0.101

LAP	SECTOR 1	SECTOR 2	SECTOR 3	LAP TIME		MPH	DIFF	TIME OF DAY
1 -		48.749	25.524	1:57.191		74.74	9.742	14:08:15.515
2 -	34.063	48.349	25.478	1:47.890	**(3)**	81.19	0.441	14:10:03.405
3 -	***33.888***	***48.114***	25.447	***1:47.449***	**(1)**	***81.52***		***14:11:50.854***
4 -	33.935	48.257	***25.346***	1:47.538	**(2)**	81.45	0.089	14:13:38.392
5 -	37.745	52.574	27.338	1:57.657		74.45	10.208	14:15:36.049
6 -	36.449	52.205	27.099	1:55.753		75.67	8.304	14:17:31.802

P21 117 S Jordan HARRIS

Kawasaki -

IDEAL LAP TIME : 1:50.005 BEST LAP TIME : 1:50.170 DIFFERENCE : 0.165

LAP	SECTOR 1	SECTOR 2	SECTOR 3	LAP TIME		MPH	DIFF	TIME OF DAY
1 -		50.708	26.513	2:01.212		72.26	11.042	14:08:19.536
2 -	35.458	49.908	26.400	1:51.766		78.37	1.596	14:10:11.302
3 -	35.128	49.194	26.406	1:50.728	**(2)**	79.11	0.558	14:12:02.030
4 -	***34.731***	50.175	26.362	1:51.268	**(3)**	78.72	1.098	14:13:53.298
5 -	34.769	***49.002***	26.399	***1:50.170***	**(1)**	***79.51***		***14:15:43.468***
6 -	35.867	50.138	***26.272***	1:52.277		78.01	2.107	14:17:35.745

P22 70 S Andrew BURSCOUGH

Yamaha - Apollo Tuning

IDEAL LAP TIME : 1:49.591 BEST LAP TIME : 1:49.867 DIFFERENCE : 0.276

LAP	SECTOR 1	SECTOR 2	SECTOR 3	LAP TIME		MPH	DIFF	TIME OF DAY
1 -		***49.424***	***25.546***	1:58.756		73.76	8.889	14:08:17.080
2 -	***34.621***	49.498	25.748	***1:49.867***	**(1)**	***79.73***		***14:10:06.947***
3 -	35.379	49.554	25.786	1:50.719	**(2)**	79.11	0.852	14:11:57.666
4 -	35.028	49.898	26.419	1:51.345	**(3)**	78.67	1.478	14:13:49.011
5 -	35.566	51.187	26.782	1:53.535		77.15	3.668	14:15:42.546
6 -	36.149	50.516	26.624	1:53.289		77.32	3.422	14:17:35.835

P23 40 R/S Jonathan DINSMORE

Honda - RJs Car Restorations

IDEAL LAP TIME : 1:51.855 BEST LAP TIME : 1:52.177 DIFFERENCE : 0.322

LAP	SECTOR 1	SECTOR 2	SECTOR 3	LAP TIME		MPH	DIFF	TIME OF DAY
1 -		51.545	26.816	2:04.279		70.48	12.102	14:08:22.603
2 -	36.024	51.448	26.640	1:54.112		76.76	1.935	14:10:16.715
3 -	36.043	50.574	27.346	1:53.963		76.86	1.786	14:12:10.678
4 -	***34.971***	50.916	26.836	1:52.723	**(2)**	77.71	0.546	14:14:03.401
5 -	35.293	***50.549***	***26.335***	***1:52.177***	**(1)**	***78.08***		***14:15:55.578***
6 -	35.588	51.481	26.353	1:53.422	**(3)**	77.23	1.245	14:17:49.000

Weather / Track : Sunny / Dry

Brands Hatch GP
Circuit Length = 2.4332 miles
Start: 14:06 Flag 14:16 End: 14:18

BMCRC - MRO Championships 2018 - Rnd 6 @ Brands Hatch GP

EDIasia Formula 400 inc Sub 64 & Rookies

RACE 6 - SECTOR ANALYSIS

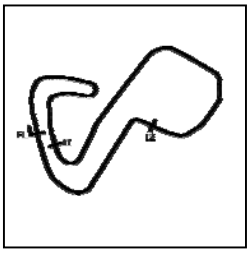

SECTOR 1 = FL to I1, SECTOR 2 = I1 to I2, SECTOR 3 = I2 to FL, DIFF = Difference To Personal Best Lap, P = Crossed Finish Line in Pit Lane, D = Time Disallowed

P24 9 Karl COONEY Kawasaki -

IDEAL LAP TIME : 1:53.996 BEST LAP TIME : 1:54.315 DIFFERENCE : 0.319

LAP	SECTOR 1	SECTOR 2	SECTOR 3	LAP TIME	MPH	DIFF	TIME OF DAY
1 -		51.795	***26.628***	2:03.247	71.07	8.932	14:08:21.571
2 -	36.388	51.647	27.043	1:55.078	76.12	0.763	14:10:16.649
3 -	36.453	51.385	26.643	1:54.481 **(3)**	76.51	0.166	14:12:11.130
4 -	***36.041***	51.520	27.012	1:54.573	76.45	0.258	14:14:05.703
5 -	36.217	51.434	26.764	1:54.415 **(2)**	76.56	0.100	14:16:00.118
6 -	36.167	***51.327***	26.821	***1:54.315*** **(1)**	***76.62***		***14:17:54.433***

P25 88 Peter RANDALL Kawasaki -

IDEAL LAP TIME : 1:54.385 BEST LAP TIME : 1:55.261 DIFFERENCE : 0.876

LAP	SECTOR 1	SECTOR 2	SECTOR 3	LAP TIME	MPH	DIFF	TIME OF DAY
1 -		***51.533***	***26.423***	2:03.609	70.86	8.348	14:08:21.933
2 -	***36.429***	52.284	26.548	***1:55.261*** **(1)**	***76.00***		***14:10:17.194***
3 -	36.923	51.949	27.005	1:55.877 **(2)**	75.59	0.616	14:12:13.071
4 -	36.819	52.725	27.463	1:57.007	74.86	1.746	14:14:10.078
5 -	37.226	52.010	26.642	1:55.878 **(3)**	75.59	0.617	14:16:05.956
6 -	36.797	52.453	26.676	1:55.926	75.56	0.665	14:18:01.882

P26 999 R/S Jim DALTON Kawasaki - Mick Dale

IDEAL LAP TIME : 1:57.640 BEST LAP TIME : 1:58.047 DIFFERENCE : 0.407

LAP	SECTOR 1	SECTOR 2	SECTOR 3	LAP TIME	MPH	DIFF	TIME OF DAY
1 -		***52.729***	28.284	2:07.587	68.65	9.540	14:08:25.911
2 -	37.442	53.399	28.008	1:58.849	73.70	0.802	14:10:24.760
3 -	37.453	52.819	28.334	1:58.606 **(3)**	73.85	0.559	14:12:23.366
4 -	***37.018***	53.113	27.916	***1:58.047*** **(1)**	***74.20***		***14:14:21.413***
5 -	37.078	53.191	***27.893***	1:58.162 **(2)**	74.13	0.115	14:16:19.575
6 -	37.985	53.851	28.178	2:00.014	72.99	1.967	14:18:19.589

P27 52 Gary JARMAN Kawasaki - G & S Motorcycle tyres

IDEAL LAP TIME : 1:46.307 BEST LAP TIME : 1:46.464 DIFFERENCE : 0.157

LAP	SECTOR 1	SECTOR 2	SECTOR 3	LAP TIME	MPH	DIFF	TIME OF DAY
1 -		48.392	***25.229***	1:57.437	74.59	10.973	14:08:15.761
2 -	34.402	47.303	***25.229***	1:46.934 **(2)**	81.91	0.470	14:10:02.695
3 -	***33.831***	***47.247***	25.386	***1:46.464*** **(1)**	***82.27***		***14:11:49.159***
4 -	34.142	48.057	25.402	1:47.601 **(3)**	81.41	1.137	14:13:36.760
5 -	34.210	47.867	25.566	1:47.643	81.37	1.179	14:15:24.403

P28 17 S Andrew POCOCK Honda -

IDEAL LAP TIME : 2:02.772 BEST LAP TIME : 2:05.142 DIFFERENCE : 2.370

LAP	SECTOR 1	SECTOR 2	SECTOR 3	LAP TIME	MPH	DIFF	TIME OF DAY
1 -		***54.372***	***28.894***	2:11.884	66.42	6.742	14:08:30.208
2 -	39.777	56.077	29.471	2:05.325 **(2)**	69.89	0.183	14:10:35.533
3 -	43.645	56.989	29.651	2:10.285 **(3)**	67.23	5.143	14:12:45.818
4 -	***39.506***	55.951	29.685	***2:05.142*** **(1)**	***69.99***		***14:14:50.960***

P29 2 Andrew GILL Kawasaki - RMKD Racing

IDEAL LAP TIME : 1:39.344 BEST LAP TIME : 1:39.507 DIFFERENCE : 0.163

LAP	SECTOR 1	SECTOR 2	SECTOR 3	LAP TIME	MPH	DIFF	TIME OF DAY
1 -		44.643	23.916	1:45.511	83.02	6.004	14:08:03.835
2 -	31.866	***44.332***	23.714	1:39.912 **(2)**	87.67	0.405	14:09:43.747
3 -	***31.366***	44.495	***23.646***	***1:39.507*** **(1)**	***88.03***		***14:11:23.254***

Weather / Track : Sunny / Dry

Brands Hatch GP
Circuit Length = 2.4332 miles
Start: 14:06 Flag 14:16 End: 14:18

BMCRC - MRO Championships 2018 - Rnd 6 @ Brands Hatch GP

EDIasia Formula 400 inc Sub 64 & Rookies

RACE 6 - BEST SECTORS

	SECTOR 1			SECTOR 2			SECTOR 3			IDEAL / BEST COMPARISON					
POS	NO	NAME	TIME	NO	NAME	TIME	NO	NAME	TIME	POS	NO	NAME	IDEAL	BEST	DIFF
												PERFECT LAP	1:38.256		
1	14	BURRAGE	31.253	14	BURRAGE	43.736	14	BURRAGE	23.267	1	14	BURRAGE	1:38.256	1:38.467	0.211
2	2	GILL	31.366	45	THOMPSON	44.039	86	SCOTT	23.490	2	45	THOMPSON	1:39.092	1:39.285	0.193
3	45	THOMPSON	31.492	2	GILL	44.332	45	THOMPSON	23.561	3	2	GILL	1:39.344	1:39.507	0.163
4	86	SCOTT	31.603	86	SCOTT	44.359	2	GILL	23.646	4	86	SCOTT	1:39.452	1:39.820	0.368
5	63	FOWLE	32.212	63	FOWLE	44.779	63	FOWLE	24.010	5	63	FOWLE	1:41.001	1:41.001	0.000
6	38	WOOD	32.271	38	WOOD	45.181	38	WOOD	24.071	6	38	WOOD	1:41.523	1:41.690	0.167
7	23	EVANS	32.385	23	EVANS	45.434	23	EVANS	24.227	7	23	EVANS	1:42.046	1:42.354	0.308
8	3	HENNING	32.897	3	HENNING	45.743	3	HENNING	24.295	8	3	HENNING	1:42.935	1:43.195	0.260
9	90	RAPA	32.945	90	RAPA	46.095	16	WILKINS	24.328	9	90	RAPA	1:43.614	1:43.614	0.000
10	16	WILKINS	33.057	22	HARVIEK	46.171	85	ROBINSON	24.520	10	16	WILKINS	1:43.900	1:44.256	0.356
11	85	ROBINSON	33.274	16	WILKINS	46.515	26	THOMPSON	24.543	11	22	HARVIEK	1:44.245	1:44.492	0.247
12	84	SCHOFIELD	33.324	85	ROBINSON	46.550	90	RAPA	24.574	12	85	ROBINSON	1:44.344	1:44.707	0.363
13	57	FISHER	33.459	26	THOMPSON	46.635	22	HARVIEK	24.600	13	26	THOMPSON	1:44.941	1:45.033	0.092
14	33	JOHNSTONE	33.473	93	GILMAN	46.853	93	GILMAN	24.842	14	93	GILMAN	1:45.286	1:45.577	0.291
15	22	HARVIEK	33.474	57	FISHER	47.022	84	SCHOFIELD	24.935	15	84	SCHOFIELD	1:45.408	1:45.719	0.311
16	19	SEATH	33.562	84	SCHOFIELD	47.149	57	FISHER	25.009	16	57	FISHER	1:45.490	1:46.123	0.633
17	93	GILMAN	33.591	52	JARMAN	47.247	33	JOHNSTONE	25.118	17	33	JOHNSTONE	1:45.842	1:45.946	0.104
18	26	THOMPSON	33.763	33	JOHNSTONE	47.251	19	SEATH	25.124	18	19	SEATH	1:46.246	1:46.418	0.172
19	52	JARMAN	33.831	19	SEATH	47.560	52	JARMAN	25.229	19	52	JARMAN	1:46.307	1:46.464	0.157
20	35	DIGBY-BAKER	33.873	20	SWYER	48.114	20	SWYER	25.346	20	20	SWYER	1:47.348	1:47.449	0.101
21	20	SWYER	33.888	35	DIGBY-BAKER	48.524	70	BURSCOUGH	25.546	21	35	DIGBY-BAKER	1:47.974	1:48.479	0.505
22	71	BURNAL	34.366	71	BURNAL	48.712	35	DIGBY-BAKER	25.577	22	71	BURNAL	1:48.727	1:49.281	0.554
23	70	BURSCOUGH	34.621	117	HARRIS	49.002	71	BURNAL	25.649	23	70	BURSCOUGH	1:49.591	1:49.867	0.276
24	117	HARRIS	34.731	70	BURSCOUGH	49.424	117	HARRIS	26.272	24	117	HARRIS	1:50.005	1:50.170	0.165
25	40	DINSMORE	34.971	40	DINSMORE	50.549	40	DINSMORE	26.335	25	40	DINSMORE	1:51.855	1:52.177	0.322
26	9	COONEY	36.041	9	COONEY	51.327	88	RANDALL	26.423	26	9	COONEY	1:53.996	1:54.315	0.319
27	88	RANDALL	36.429	88	RANDALL	51.533	9	COONEY	26.628	27	88	RANDALL	1:54.385	1:55.261	0.876
28	999	DALTON	37.018	999	DALTON	52.729	999	DALTON	27.893	28	999	DALTON	1:57.640	1:58.047	0.407
29	17	POCOCK	39.506	17	POCOCK	54.372	17	POCOCK	28.894	29	17	POCOCK	2:02.772	2:05.142	2.370
30															

Weather / Track : Sunny / Dry

Brands Hatch GP
Circuit Length = 2.4332 miles
Start: 14:06 Flag 14:16 End: 14:18

Results can be found at www.tsl-timing.com

Printed - 14:19 Saturday, 07 July 2018

BMCRC - MRO Championships 2018 - Rnd 6 @ Brands Hatch GP

EDIasia Formula 400 inc Sub 64 & Rookies

RACE 16 - GRID (6 Laps)

ROW 11	33	100	Jonathan ALLUM	32	10	Justin ARBON	31	5 Max HOUSE
ROW 10	30	12	Alexander LATHAM	29	17	Andrew POCOCK (2:05.142)	28	999 Jim DALTON (1:58.047)
ROW 9	27	88	Peter RANDALL (1:55.261)	26	9	Karl COONEY (1:54.315)	25	40 Jonathan DINSMORE (1:52.177)
ROW 8	24	117	Jordan HARRIS (1:50.170)	23	70	Andrew BURSCOUGH (1:49.867)	22	71 Ben BURNAL (1:49.281)
ROW 7	21	35	Sam DIGBY-BAKER (1:48.479)	20	20	Connor SWYER (1:47.449)	19	52 Gary JARMAN (1:46.464)
ROW 6	18	19	James SEATH (1:46.418)	17	57	Paul FISHER (1:46.123)	16	33 Carl JOHNSTONE (1:45.946)
ROW 5	15	84	Gavin SCHOFIELD (1:45.719)	14	93	William GILMAN (1:45.577)	13	26 Lydia THOMPSON (1:45.033)
ROW 4	12	85	James ROBINSON (1:44.707)	11	22	Dave HARVIEK (1:44.492)	10	16 Andrew WILKINS (1:44.256)
ROW 3	9	90	Steve RAPA (1:43.614)	8	3	Gary HENNING (1:43.195)	7	23 Tham EVANS (1:42.354)
ROW 2	6	38	Hayden WOOD (1:41.690)	5	63	Harry FOWLE (1:41.001)	4	86 Mathew SCOTT (1:39.820)
ROW 1	3	2	Andrew GILL (1:39.507)	2	45	Mark THOMPSON (1:39.285)	1	14 Chris BURRAGE (1:38.467) Pole

Brands Hatch GP
Circuit Length = 2.4332 miles

These results are provisional until the conclusion of any judicial and technical matters.

Clerk Of Course :		Timekeeper :

Results can be found at www.tsl-timing.com

Printed - 14:20 Saturday, 07 July 2018

BMCRC - MRO Championships 2018 - Rnd 6 @ Brands Hatch GP

EDIasia Formula 400 inc Sub 64 & Rookies

RACE 16 - CLASSIFICATION

POS	NO	CL	PIC	NAME	ENTRY	LAPS	TIME	GAP	DIFF	MPH	BEST	ON
1	14		1	Chris BURRAGE	Kawasaki - Seton tuning	6	9:59.511			87.66	1:38.779	3
2	3		2	Gary HENNING	Kawasaki - SGT motorcycles	6	10:05.391	5.880	5.880	86.81	1:39.702	6
3	45		3	Mark THOMPSON	Kawasaki - Flintstone Tyres / David Simon Tuning	6	10:05.536	6.025	0.145	86.79	1:39.266	6
4	86		4	Mathew SCOTT	Kawasaki -	6	10:12.006	12.495	6.470	85.87	1:39.974	3
5	63	S	1	Harry FOWLE	Kawasaki - Team ELP A.Fowle Joinery	6	10:18.797	19.286	6.791	84.93	1:40.741	6
6	38	S	2	Hayden WOOD	Kawasaki -	6	10:19.815	20.304	1.018	84.79	1:41.176	6
7	23	S	3	Tham EVANS	Honda - Vanilla Electronics / GF racing	6	10:24.724	25.213	4.909	84.13	1:42.519	3
8	16	S	4	Andrew WILKINS	Kawasaki - David Simon Tuning	6	10:27.568	28.057	2.844	83.75	1:42.760	2
9	22		5	Dave HARVIEK	Kawasaki - HRC & Fatty's Cake Shop	6	10:37.131	37.620	9.563	82.49	1:44.374	3
10	90	S	5	Steve RAPA	Honda - David Simon Tuning	6	10:37.320	37.809	0.189	82.46	1:43.853	2
11	85		6	James ROBINSON	Kawasaki - claire palastanga ceramics	6	10:41.231	41.720	3.911	81.96	1:44.157	5
12	84	S	6	Gavin SCHOFIELD	Honda -	6	10:43.070	43.559	1.839	81.73	1:45.119	4
13	93		7	William GILMAN	Kawasaki -	6	10:43.360	43.849	0.290	81.69	1:45.199	5
14	33	S	7	Carl JOHNSTONE	Yamaha - EDIasia	6	10:46.495	46.984	3.135	81.29	1:45.552	2
15	26		8	Lydia THOMPSON	Kawasaki - Flintstone Racing - David Simons Tuning	6	10:47.917	48.406	1.422	81.12	1:46.163	3
16	20	R	1	Connor SWYER	Kawasaki - owkay clothing & EBC brakes	6	10:57.827	58.316	9.910	79.89	1:46.949	6
17	19	R	2	James SEATH	Kawasaki - Ovenden	6	10:58.025	58.514	0.198	79.87	1:47.232	5
18	52		9	Gary JARMAN	Kawasaki - G & S Motorcycle tyres	6	10:58.979	59.468	0.954	79.75	1:46.974	6
19	117	S	8	Jordan HARRIS	Kawasaki -	6	11:08.737	1:09.226	9.758	78.59	1:48.922	5
20	71	S	9	Ben BURNAL	Honda - Violent running syndicate	6	11:13.873	1:14.362	5.136	77.99	1:49.642	2
21	35	S	10	Sam DIGBY-BAKER	Kawasaki -	6	11:15.327	1:15.816	1.454	77.82	1:50.130	4
22	40	R/S	1	Jonathan DINSMORE	Honda - RJs Car Restorations	6	11:27.149	1:27.638	11.822	76.48	1:51.325	6
23	12	R	3	Alexander LATHAM	Yamaha -	6	11:28.034	1:28.523	0.885	76.39	1:50.794	6
24	9		10	Karl COONEY	Kawasaki -	6	11:32.288	1:32.777	4.254	75.92	1:52.560	5
25	88		11	Peter RANDALL	Kawasaki -	6	11:44.021	1:44.510	11.733	74.65	1:55.345	4
26	999	R/S	2	Jim DALTON	Kawasaki - Mick Dale	6	11:45.111	1:45.600	1.090	74.54	1:55.749	3
27	17	S	11	Andrew POCOCK	Honda -	5	10:50.219	1 Lap	1 Lap	67.36	2:07.051	5
					NOT CLASSIFIED							
DNF	57			Paul FISHER	Kawasaki -	2	3:38.000	4 Laps	3 Laps	80.36	1:44.785	2
DNF	2			Andrew GILL	Kawasaki - RMKD Racing	0						

FASTEST LAP

14		Chris BURRAGE	Kawasaki - Seton tuning	3	1:38.779	88.68 mph	142.71 kph
63	S	Harry FOWLE	Kawasaki - Team ELP A.Fowle Joinery	6	1:40.741	86.95 mph	139.93 kph
20	R	Connor SWYER	Kawasaki - owkay clothing & EBC brakes	6	1:46.949	81.90 mph	131.81 kph
40	R/S	Jonathan DINSMORE	Honda - RJs Car Restorations	6	1:51.325	78.68 mph	126.63 kph

Class - 92.5% of Race Speed = 81.08 mph
Class S - 92.5% of Race Speed = 78.56 mph
Class R - 92.5% of Race Speed = 73.89 mph
Class R/S - 92.5% of Race Speed = 70.74 mph

Brands Hatch GP
Circuit Length = 2.4332 miles
Start: 17:07 Flag 17:17 End: 17:19

Weather / Track : Sunny / Dry
These results are provisional until the conclusion of any judicial and technical matters.

Clerk Of Course :		Timekeeper :

Results can be found at www.tsl-timing.com

Printed - 17:19 Saturday, 07 July 2018

BMCRC - MRO Championships 2018 - Rnd 6 @ Brands Hatch GP

EDIasia Formula 400 inc Sub 64 & Rookies

RACE 16 - LAP CHART

LAP 1 @ 17:09:06.883

NO	BEHIND	LAP TIME
14		1:43.751
3	1.153	1:44.904
86	1.864	1:45.615
45	2.042	1:45.793
23	6.524	1:50.275
38	6.672	1:50.423
16	7.279	1:51.030
63	7.387	1:51.138
33	7.599	1:51.350
22	7.978	1:51.729
90	8.979	1:52.730
93	9.137	1:52.888
57	9.464	1:53.215
84	11.535	1:55.286
19	11.977	1:55.728
26	12.094	1:55.845
20	12.780	1:56.531
85	12.803	1:56.554
52	13.296	1:57.047
35	14.020	1:57.771
71	14.819	1:58.570
117	15.774	1:59.525
9	17.213	2:00.964
40	18.662	2:02.413
88	19.407	2:03.158
12	19.647	2:03.398
999	20.569	2:04.320
17	33.472	2:17.223

LAP 2 @ 17:10:46.262

NO	BEHIND	LAP TIME
14		1:39.379
3	1.961	1:40.187
86	2.810	1:40.325
45	2.940	1:40.277
38	10.087	1:42.794
63	10.243	1:42.235
23	10.593	1:43.448
16	10.660	1:42.760
22	13.053	1:44.454
90	13.453	1:43.853
33	13.772	1:45.552
57	14.870	1:44.785
93	16.694	1:46.936
84	17.696	1:45.540
26	19.346	1:46.631
85	19.631	1:46.207
19	22.085	1:49.487
52	22.300	1:48.383
20	22.756	1:49.355
71	25.082	1:49.642
117	26.591	1:50.196
35	27.649	1:53.008
9	31.334	1:53.500
40	33.845	1:54.562
88	36.292	1:56.264
12	36.417	1:56.149
999	37.560	1:56.370
17	1:03.166	2:09.073

LAP 3 @ 17:12:25.041

NO	BEHIND	LAP TIME
14		1:38.779
3	3.610	1:40.428
86	4.005	1:39.974
45	4.349	1:40.188
63	12.881	1:41.417
38	13.558	1:42.250
23	14.333	1:42.519
16	15.416	1:43.535
22	18.648	1:44.374
33	21.230	1:46.237
90	21.353	1:46.679
93	25.394	1:47.479
84	25.516	1:46.599
85	25.992	1:45.140
26	26.730	1:46.163
19	32.310	1:49.004
52	32.633	1:49.112
20	33.434	1:49.457
71	36.339	1:50.036
117	37.215	1:49.403
35	40.519	1:51.649
40	48.184	1:53.118
9	48.589	1:56.034
12	50.884	1:53.246
88	54.192	1:56.679
999	54.530	1:55.749
17	1:33.893	2:09.506

LAP 4 @ 17:14:04.230

NO	BEHIND	LAP TIME
14		1:39.189
3	4.378	1:39.957
86	5.172	1:40.356
45	5.346	1:40.186
63	15.299	1:41.607
38	15.867	1:41.498
23	17.791	1:42.647
16	18.995	1:42.768
22	24.391	1:44.932
90	26.800	1:44.636
33	29.440	1:47.399
84	31.446	1:45.119
85	31.636	1:44.833
93	31.728	1:45.523
26	34.000	1:46.459
19	42.069	1:48.948
20	42.687	1:48.442
52	42.741	1:49.297
117	48.037	1:50.011
71	48.319	1:51.169
35	51.460	1:50.130
40	1:02.429	1:53.434
9	1:02.971	1:53.571
12	1:04.170	1:52.475
88	1:10.348	1:55.345
999	1:11.846	1:56.505

LAP 5 @ 17:15:43.511

NO	BEHIND	LAP TIME
14		1:39.281
3	5.310	1:40.213
45	5.891	1:39.826
86	8.408	1:42.517
63	17.677	1:41.659
38	18.260	1:41.674
23	21.086	1:42.576
16	22.571	1:42.857
17	1 Lap	2:07.366
22	30.516	1:45.406
90	31.686	1:44.167
85	36.512	1:44.157
33	37.496	1:47.337
84	37.557	1:45.392
93	37.646	1:45.199
26	40.884	1:46.165
19	50.020	1:47.232
20	50.499	1:47.093
52	51.626	1:48.166
117	57.678	1:48.922
71	58.885	1:49.847
35	1:03.725	1:51.546
40	1:15.445	1:52.297
9	1:16.250	1:52.560
12	1:16.861	1:51.972
88	1:27.519	1:56.452
999	1:28.377	1:55.812

LAP 6 @ 17:17:22.643

NO	BEHIND	LAP TIME
14		1:39.132
3	5.880	1:39.702
45	6.025	1:39.266
86	12.495	1:43.219
63	19.286	1:40.741
38	20.304	1:41.176
23	25.213	1:43.259
16	28.057	1:44.618
22	37.620	1:46.236
90	37.809	1:45.255
85	41.720	1:44.340
84	43.559	1:45.134
93	43.849	1:45.335
33	46.984	1:48.620
26	48.406	1:46.654
17	1 Lap	2:07.051
20	58.316	1:46.949
19	58.514	1:47.626
52	59.468	1:46.974
117	1:09.226	1:50.680
71	1:14.362	1:54.609
35	1:15.816	1:51.223
40	1:27.638	1:51.325
12	1:28.523	1:50.794
9	1:32.777	1:55.659
88	1:44.510	1:56.123
999	1:45.600	1:56.355

Weather / Track : Sunny / Dry

Brands Hatch GP
Circuit Length = 2.4332 miles
Start: 17:07 Flag 17:17 End: 17:19

Results can be found at www.tsl-timing.com

Printed - 17:19 Saturday, 07 July 2018

BMCRC - MRO Championships 2018 - Rnd 6 @ Brands Hatch GP

EDIasia Formula 400 inc Sub 64 & Rookies

RACE 16 - SECTOR ANALYSIS

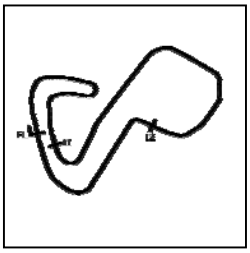

SECTOR 1 = FL to I1, SECTOR 2 = I1 to I2, SECTOR 3 = I2 to FL, DIFF = Difference To Personal Best Lap, P = Crossed Finish Line in Pit Lane, D = Time Disallowed

P1 14 Chris BURRAGE Kawasaki - Seton tuning

IDEAL LAP TIME : 1:38.761 BEST LAP TIME : 1:38.779 DIFFERENCE : 0.018

LAP	SECTOR 1	SECTOR 2	SECTOR 3	LAP TIME	MPH	DIFF	TIME OF DAY
1 -		44.284	23.683	1:43.751	84.43	4.972	17:09:06.883
2 -	31.602	44.319	23.458	1:39.379	88.14	0.600	17:10:46.262
3 -	***31.213***	44.259	23.307	***1:38.779*** **(1)**	***88.68***		***17:12:25.041***
4 -	31.641	***44.252***	***23.296***	1:39.189 **(3)**	88.31	0.410	17:14:04.230
5 -	31.519	44.391	23.371	1:39.281	88.23	0.502	17:15:43.511
6 -	31.281	44.293	23.558	1:39.132 **(2)**	88.36	0.353	17:17:22.643

P2 3 Gary HENNING Kawasaki - SGT motorcycles

IDEAL LAP TIME : 1:39.228 BEST LAP TIME : 1:39.702 DIFFERENCE : 0.474

LAP	SECTOR 1	SECTOR 2	SECTOR 3	LAP TIME	MPH	DIFF	TIME OF DAY
1 -		***44.131***	23.754	1:44.904	83.50	5.202	17:09:08.036
2 -	31.878	44.343	23.966	1:40.187 **(3)**	87.43	0.485	17:10:48.223
3 -	31.949	44.553	23.926	1:40.428	87.22	0.726	17:12:28.651
4 -	31.627	44.480	23.850	1:39.957 **(2)**	87.63	0.255	17:14:08.608
5 -	31.710	44.915	***23.588***	1:40.213	87.41	0.511	17:15:48.821
6 -	***31.509***	44.484	23.709	***1:39.702*** **(1)**	***87.86***		***17:17:28.523***

P3 45 Mark THOMPSON Kawasaki - Flintstone Tyres / David Simon Tuning

IDEAL LAP TIME : 1:38.860 BEST LAP TIME : 1:39.266 DIFFERENCE : 0.406

LAP	SECTOR 1	SECTOR 2	SECTOR 3	LAP TIME	MPH	DIFF	TIME OF DAY
1 -		44.277	23.974	1:45.793	82.80	6.527	17:09:08.925
2 -	31.698	44.780	23.799	1:40.277	87.35	1.011	17:10:49.202
3 -	31.889	44.466	23.833	1:40.188	87.43	0.922	17:12:29.390
4 -	31.772	***44.014***	24.400	1:40.186 **(3)**	87.43	0.920	17:14:09.576
5 -	31.848	44.484	***23.494***	1:39.826 **(2)**	87.75	0.560	17:15:49.402
6 -	***31.352***	44.226	23.688	***1:39.266*** **(1)**	***88.24***		***17:17:28.668***

P4 86 Mathew SCOTT Kawasaki -

IDEAL LAP TIME : 1:39.625 BEST LAP TIME : 1:39.974 DIFFERENCE : 0.349

LAP	SECTOR 1	SECTOR 2	SECTOR 3	LAP TIME	MPH	DIFF	TIME OF DAY
1 -		44.708	24.075	1:45.615	82.94	5.641	17:09:08.747
2 -	32.004	44.482	23.839	1:40.325 **(2)**	87.31	0.351	17:10:49.072
3 -	***31.518***	44.827	***23.629***	***1:39.974*** **(1)**	***87.62***		***17:12:29.046***
4 -	31.617	***44.478***	24.261	1:40.356 **(3)**	87.28	0.382	17:14:09.402
5 -	31.758	46.166	24.593	1:42.517	85.44	2.543	17:15:51.919
6 -	32.186	46.480	24.553	1:43.219	84.86	3.245	17:17:35.138

P5 63 S Harry FOWLE Kawasaki - Team ELP A.Fowle Joinery

IDEAL LAP TIME : 1:40.741 BEST LAP TIME : 1:40.741 DIFFERENCE : 0.000

LAP	SECTOR 1	SECTOR 2	SECTOR 3	LAP TIME	MPH	DIFF	TIME OF DAY
1 -		47.579	24.321	1:51.138	78.81	10.397	17:09:14.270
2 -	32.253	45.622	24.360	1:42.235	85.68	1.494	17:10:56.505
3 -	31.953	45.124	24.340	1:41.417 **(2)**	86.37	0.676	17:12:37.922
4 -	32.303	45.110	24.194	1:41.607 **(3)**	86.21	0.866	17:14:19.529
5 -	31.928	45.407	24.324	1:41.659	86.16	0.918	17:16:01.188
6 -	***31.706***	***45.103***	***23.932***	***1:40.741*** **(1)**	***86.95***		***17:17:41.929***

P6 38 S Hayden WOOD Kawasaki -

IDEAL LAP TIME : 1:41.077 BEST LAP TIME : 1:41.176 DIFFERENCE : 0.099

LAP	SECTOR 1	SECTOR 2	SECTOR 3	LAP TIME	MPH	DIFF	TIME OF DAY
1 -		47.147	24.358	1:50.423	79.32	9.247	17:09:13.555
2 -	32.535	45.763	24.496	1:42.794	85.21	1.618	17:10:56.349
3 -	32.481	45.827	***23.942***	1:42.250	85.67	1.074	17:12:38.599
4 -	32.075	45.294	24.129	1:41.498 **(2)**	86.30	0.322	17:14:20.097
5 -	***31.966***	45.294	24.414	1:41.674 **(3)**	86.15	0.498	17:16:01.771

Weather / Track : Sunny / Dry

Brands Hatch GP
Circuit Length = 2.4332 miles
Start: 17:07 Flag 17:17 End: 17:19

BMCRC - MRO Championships 2018 - Rnd 6 @ Brands Hatch GP

EDIasia Formula 400 inc Sub 64 & Rookies

RACE 16 - SECTOR ANALYSIS

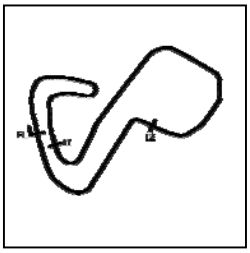

SECTOR 1 = FL to I1, SECTOR 2 = I1 to I2, SECTOR 3 = I2 to FL, DIFF = Difference To Personal Best Lap, P = Crossed Finish Line in Pit Lane, D = Time Disallowed

6 -	31.982	***45.169***	24.025	***1:41.176*** **(1)**	***86.58***	***17:17:42.947***

P7 23 S Tham EVANS — Honda - Vanilla Electronics / GF racing

IDEAL LAP TIME : 1:41.610 BEST LAP TIME : 1:42.519 DIFFERENCE : 0.909

LAP	SECTOR 1	SECTOR 2	SECTOR 3	LAP TIME	MPH	DIFF	TIME OF DAY
1 -		47.229	24.573	1:50.275	79.43	7.756	17:09:13.407
2 -	32.474	46.285	24.689	1:43.448	84.67	0.929	17:10:56.855
3 -	32.584	45.582	24.353	***1:42.519*** **(1)**	***85.44***		***17:12:39.374***
4 -	32.665	45.761	***24.221***	1:42.647 **(3)**	85.33	0.128	17:14:22.021
5 -	32.349	***45.285***	24.942	1:42.576 **(2)**	85.39	0.057	17:16:04.597
6 -	***32.104***	46.021	25.134	1:43.259	84.83	0.740	17:17:47.856

P8 16 S Andrew WILKINS — Kawasaki - David Simon Tuning

IDEAL LAP TIME : 1:42.389 BEST LAP TIME : 1:42.760 DIFFERENCE : 0.371

LAP	SECTOR 1	SECTOR 2	SECTOR 3	LAP TIME	MPH	DIFF	TIME OF DAY
1 -		47.792	24.453	1:51.030	78.89	8.270	17:09:14.162
2 -	32.674	45.742	24.344	***1:42.760*** **(1)**	***85.24***		***17:10:56.922***
3 -	32.687	***45.702***	25.146	1:43.535	84.60	0.775	17:12:40.457
4 -	32.652	45.773	***24.343***	1:42.768 **(2)**	85.23	0.008	17:14:23.225
5 -	***32.344***	45.857	24.656	1:42.857 **(3)**	85.16	0.097	17:16:06.082
6 -	33.000	46.875	24.743	1:44.618	83.73	1.858	17:17:50.700

P9 22 Dave HARVIEK — Kawasaki - HRC & Fatty's Cake Shop

IDEAL LAP TIME : 1:44.014 BEST LAP TIME : 1:44.374 DIFFERENCE : 0.360

LAP	SECTOR 1	SECTOR 2	SECTOR 3	LAP TIME	MPH	DIFF	TIME OF DAY
1 -		47.127	***24.732***	1:51.729	78.40	7.355	17:09:14.861
2 -	***33.043***	***46.239***	25.172	1:44.454 **(2)**	83.86	0.080	17:10:59.315
3 -	33.148	46.253	24.973	***1:44.374*** **(1)**	***83.92***		***17:12:43.689***
4 -	33.289	46.595	25.048	1:44.932 **(3)**	83.48	0.558	17:14:28.621
5 -	33.631	46.588	25.187	1:45.406	83.10	1.032	17:16:14.027
6 -	33.237	48.036	24.963	1:46.236	82.45	1.862	17:18:00.263

P10 90 S Steve RAPA — Honda - David Simon Tuning

IDEAL LAP TIME : 1:43.671 BEST LAP TIME : 1:43.853 DIFFERENCE : 0.182

LAP	SECTOR 1	SECTOR 2	SECTOR 3	LAP TIME	MPH	DIFF	TIME OF DAY
1 -		47.542	25.142	1:52.730	77.70	8.877	17:09:15.862
2 -	33.165	***46.115***	24.573	***1:43.853*** **(1)**	***84.34***		***17:10:59.715***
3 -	34.313	47.039	25.327	1:46.679	82.11	2.826	17:12:46.394
4 -	33.230	46.900	***24.506***	1:44.636 **(3)**	83.71	0.783	17:14:31.030
5 -	***33.050***	46.360	24.757	1:44.167 **(2)**	84.09	0.314	17:16:15.197
6 -	33.363	46.976	24.916	1:45.255	83.22	1.402	17:18:00.452

P11 85 James ROBINSON — Kawasaki - claire palastanga ceramics

IDEAL LAP TIME : 1:43.865 BEST LAP TIME : 1:44.157 DIFFERENCE : 0.292

LAP	SECTOR 1	SECTOR 2	SECTOR 3	LAP TIME	MPH	DIFF	TIME OF DAY
1 -		49.031	25.460	1:56.554	75.15	12.397	17:09:19.686
2 -	33.983	47.066	25.158	1:46.207	82.47	2.050	17:11:05.893
3 -	33.678	***46.421***	25.041	1:45.140	83.31	0.983	17:12:51.033
4 -	33.352	46.475	25.006	1:44.833 **(3)**	83.55	0.676	17:14:35.866
5 -	***32.865***	46.713	***24.579***	***1:44.157*** **(1)**	***84.10***		***17:16:20.023***
6 -	33.019	46.616	24.705	1:44.340 **(2)**	83.95	0.183	17:18:04.363

P12 84 S Gavin SCHOFIELD — Honda -

IDEAL LAP TIME : 1:44.628 BEST LAP TIME : 1:45.119 DIFFERENCE : 0.491

LAP	SECTOR 1	SECTOR 2	SECTOR 3	LAP TIME	MPH	DIFF	TIME OF DAY
1 -		48.815	25.410	1:55.286	75.98	10.167	17:09:18.418
2 -	33.590	47.057	***24.893***	1:45.540	83.00	0.421	17:11:03.958
3 -	33.866	47.546	25.187	1:46.599	82.17	1.480	17:12:50.557

Weather / Track : Sunny / Dry

Brands Hatch GP
Circuit Length = 2.4332 miles
Start: 17:07 Flag 17:17 End: 17:19

BMCRC - MRO Championships 2018 - Rnd 6 @ Brands Hatch GP

EDIasia Formula 400 inc Sub 64 & Rookies

RACE 16 - SECTOR ANALYSIS

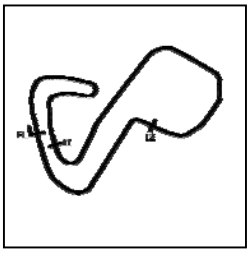

SECTOR 1 = FL to I1, SECTOR 2 = I1 to I2, SECTOR 3 = I2 to FL, DIFF = Difference To Personal Best Lap, P = Crossed Finish Line in Pit Lane, D = Time Disallowed

4 -	33.088	***46.899***	25.132	***1:45.119***	**(1)**	***83.33***		***17:14:35.676***
5 -	32.900	47.307	25.185	1:45.392	**(3)**	83.11	0.273	17:16:21.068
6 -	***32.836***	47.294	25.004	1:45.134	**(2)**	83.32	0.015	17:18:06.202

P13 93 William GILMAN Kawasaki -

IDEAL LAP TIME : 1:44.560 BEST LAP TIME : 1:45.199 DIFFERENCE : 0.639

LAP	SECTOR 1	SECTOR 2	SECTOR 3	LAP TIME		MPH	DIFF	TIME OF DAY
1 -		48.167	25.324	1:52.888		77.59	7.689	17:09:16.020
2 -	34.292	47.513	25.131	1:46.936		81.91	1.737	17:11:02.956
3 -	34.182	47.999	25.298	1:47.479		81.50	2.280	17:12:50.435
4 -	33.781	47.162	24.580	1:45.523	**(3)**	83.01	0.324	17:14:35.958
5 -	***33.273***	47.125	24.801	***1:45.199***	**(1)**	***83.26***		***17:16:21.157***
6 -	34.048	***46.770***	***24.517***	1:45.335	**(2)**	83.16	0.136	17:18:06.492

P14 33 S Carl JOHNSTONE Yamaha - EDIasia

IDEAL LAP TIME : 1:44.548 BEST LAP TIME : 1:45.552 DIFFERENCE : 1.004

LAP	SECTOR 1	SECTOR 2	SECTOR 3	LAP TIME		MPH	DIFF	TIME OF DAY
1 -		47.484	***24.394***	1:51.350		78.66	5.798	17:09:14.482
2 -	***32.854***	***47.300***	25.398	***1:45.552***	**(1)**	***82.99***		***17:11:00.034***
3 -	33.207	47.499	25.531	1:46.237	**(2)**	82.45	0.685	17:12:46.271
4 -	33.326	48.432	25.641	1:47.399		81.56	1.847	17:14:33.670
5 -	33.364	48.186	25.787	1:47.337	**(3)**	81.61	1.785	17:16:21.007
6 -	33.707	48.639	26.274	1:48.620		80.64	3.068	17:18:09.627

P15 26 Lydia THOMPSON Kawasaki - Flintstone Racing - David Simons Tuning

IDEAL LAP TIME : 1:45.779 BEST LAP TIME : 1:46.163 DIFFERENCE : 0.384

LAP	SECTOR 1	SECTOR 2	SECTOR 3	LAP TIME		MPH	DIFF	TIME OF DAY
1 -		49.582	25.219	1:55.845		75.61	9.682	17:09:18.977
2 -	34.588	***46.941***	25.102	1:46.631		82.15	0.468	17:11:05.608
3 -	***33.904***	47.278	24.981	***1:46.163***	**(1)**	***82.51***		***17:12:51.771***
4 -	34.283	47.179	24.997	1:46.459	**(3)**	82.28	0.296	17:14:38.230
5 -	33.999	47.232	***24.934***	1:46.165	**(2)**	82.51	0.002	17:16:24.395
6 -	34.217	47.247	25.190	1:46.654		82.13	0.491	17:18:11.049

P16 20 R Connor SWYER Kawasaki - owkay clothing & EBC brakes

IDEAL LAP TIME : 1:46.519 BEST LAP TIME : 1:46.949 DIFFERENCE : 0.430

LAP	SECTOR 1	SECTOR 2	SECTOR 3	LAP TIME		MPH	DIFF	TIME OF DAY
1 -		49.286	25.655	1:56.531		75.17	9.582	17:09:19.663
2 -	34.481	49.270	25.604	1:49.355		80.10	2.406	17:11:09.018
3 -	34.827	49.420	***25.210***	1:49.457		80.02	2.508	17:12:58.475
4 -	34.251	48.621	25.570	1:48.442	**(3)**	80.77	1.493	17:14:46.917
5 -	33.838	48.042	25.213	1:47.093	**(2)**	81.79	0.144	17:16:34.010
6 -	***33.364***	***47.945***	25.640	***1:46.949***	**(1)**	***81.90***		***17:18:20.959***

P17 19 R James SEATH Kawasaki - Ovenden

IDEAL LAP TIME : 1:46.877 BEST LAP TIME : 1:47.232 DIFFERENCE : 0.355

LAP	SECTOR 1	SECTOR 2	SECTOR 3	LAP TIME		MPH	DIFF	TIME OF DAY
1 -		49.469	25.491	1:55.728		75.69	8.496	17:09:18.860
2 -	34.627	49.293	25.567	1:49.487		80.00	2.255	17:11:08.347
3 -	34.327	49.224	25.453	1:49.004		80.36	1.772	17:12:57.351
4 -	34.379	49.339	***25.230***	1:48.948	**(3)**	80.40	1.716	17:14:46.299
5 -	33.564	48.400	25.268	***1:47.232***	**(1)**	***81.69***		***17:16:33.531***
6 -	***33.347***	***48.300***	25.979	1:47.626	**(2)**	81.39	0.394	17:18:21.157

P18 52 Gary JARMAN Kawasaki - G & S Motorcycle tyres

IDEAL LAP TIME : 1:46.693 BEST LAP TIME : 1:46.974 DIFFERENCE : 0.281

LAP	SECTOR 1	SECTOR 2	SECTOR 3	LAP TIME	MPH	DIFF	TIME OF DAY
1 -		49.337	25.393	1:57.047	74.84	10.073	17:09:20.179

Weather / Track : Sunny / Dry

Brands Hatch GP
Circuit Length = 2.4332 miles
Start: 17:07 Flag 17:17 End: 17:19

BMCRC - MRO Championships 2018 - Rnd 6 @ Brands Hatch GP

EDIasia Formula 400 inc Sub 64 & Rookies

RACE 16 - SECTOR ANALYSIS

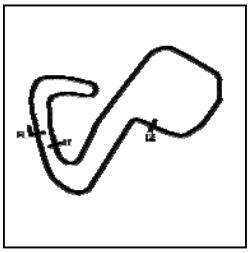

SECTOR 1 = FL to I1, SECTOR 2 = I1 to I2, SECTOR 3 = I2 to FL, DIFF = Difference To Personal Best Lap, P = Crossed Finish Line in Pit Lane, D = Time Disallowed

2 -	34.254	48.654	25.475	1:48.383 (3)	80.82	1.409	17:11:08.562
3 -	35.237	48.623	***25.252***	1:49.112	80.28	2.138	17:12:57.674
4 -	34.689	48.102	26.506	1:49.297	80.14	2.323	17:14:46.971
5 -	34.328	48.277	25.561	1:48.166 (2)	80.98	1.192	17:16:35.137
6 -	***33.768***	***47.673***	25.533	***1:46.974 (1)***	***81.88***		***17:18:22.111***

P19 117 S Jordan HARRIS Kawasaki -

IDEAL LAP TIME : 1:48.595 BEST LAP TIME : 1:48.922 DIFFERENCE : 0.327

LAP	SECTOR 1	SECTOR 2	SECTOR 3	LAP TIME	MPH	DIFF	TIME OF DAY
1 -		49.652	26.364	1:59.525	73.28	10.603	17:09:22.657
2 -	34.981	49.229	25.986	1:50.196	79.49	1.274	17:11:12.853
3 -	34.717	48.950	***25.736***	1:49.403 (2)	80.06	0.481	17:13:02.256
4 -	34.902	49.295	25.814	1:50.011 (3)	79.62	1.089	17:14:52.267
5 -	***34.431***	***48.428***	26.063	***1:48.922 (1)***	***80.42***		***17:16:41.189***
6 -	34.476	50.058	26.146	1:50.680	79.14	1.758	17:18:31.869

P20 71 S Ben BURNAL Honda - Violent running syndicate

IDEAL LAP TIME : 1:49.152 BEST LAP TIME : 1:49.642 DIFFERENCE : 0.490

LAP	SECTOR 1	SECTOR 2	SECTOR 3	LAP TIME	MPH	DIFF	TIME OF DAY
1 -		49.803	***25.790***	1:58.570	73.87	8.928	17:09:21.702
2 -	34.909	***48.773***	25.960	***1:49.642 (1)***	***79.89***		***17:11:11.344***
3 -	34.987	49.123	25.926	1:50.036 (3)	79.60	0.394	17:13:01.380
4 -	35.157	49.661	26.351	1:51.169	78.79	1.527	17:14:52.549
5 -	***34.589***	49.157	26.101	1:49.847 (2)	79.74	0.205	17:16:42.396
6 -	35.048	50.921	28.640	1:54.609	76.43	4.967	17:18:37.005

P21 35 S Sam DIGBY-BAKER Kawasaki -

IDEAL LAP TIME : 1:50.036 BEST LAP TIME : 1:50.130 DIFFERENCE : 0.094

LAP	SECTOR 1	SECTOR 2	SECTOR 3	LAP TIME	MPH	DIFF	TIME OF DAY
1 -		49.223	***25.896***	1:57.771	74.38	7.641	17:09:20.903
2 -	36.759	50.139	26.110	1:53.008	77.51	2.878	17:11:13.911
3 -	35.776	49.616	26.257	1:51.649	78.45	1.519	17:13:05.560
4 -	***34.927***	***49.213***	25.990	***1:50.130 (1)***	***79.54***		***17:14:55.690***
5 -	35.025	50.109	26.412	1:51.546 (3)	78.53	1.416	17:16:47.236
6 -	35.177	49.825	26.221	1:51.223 (2)	78.75	1.093	17:18:38.459

P22 40 R/S Jonathan DINSMORE Honda - RJs Car Restorations

IDEAL LAP TIME : 1:50.839 BEST LAP TIME : 1:51.325 DIFFERENCE : 0.486

LAP	SECTOR 1	SECTOR 2	SECTOR 3	LAP TIME	MPH	DIFF	TIME OF DAY
1 -		51.583	***26.517***	2:02.413	71.55	11.088	17:09:25.545
2 -	34.903	52.961	26.698	1:54.562	76.46	3.237	17:11:20.107
3 -	35.554	50.732	26.832	1:53.118 (3)	77.43	1.793	17:13:13.225
4 -	35.714	51.078	26.642	1:53.434	77.22	2.109	17:15:06.659
5 -	***34.369***	51.127	26.801	1:52.297 (2)	78.00	0.972	17:16:58.956
6 -	34.799	***49.953***	26.573	***1:51.325 (1)***	***78.68***		***17:18:50.281***

P23 12 R Alexander LATHAM Yamaha -

IDEAL LAP TIME : 1:50.734 BEST LAP TIME : 1:50.794 DIFFERENCE : 0.060

LAP	SECTOR 1	SECTOR 2	SECTOR 3	LAP TIME	MPH	DIFF	TIME OF DAY
1 -		51.868	26.849	2:03.398	70.98	12.604	17:09:26.530
2 -	36.421	52.633	27.095	1:56.149	75.41	5.355	17:11:22.679
3 -	35.407	51.000	26.839	1:53.246	77.35	2.452	17:13:15.925
4 -	***34.912***	50.764	26.799	1:52.475 (3)	77.88	1.681	17:15:08.400
5 -	34.926	50.289	26.757	1:51.972 (2)	78.23	1.178	17:17:00.372
6 -	34.972	***49.130***	***26.692***	***1:50.794 (1)***	***79.06***		***17:18:51.166***

Weather / Track : Sunny / Dry

Brands Hatch GP
Circuit Length = 2.4332 miles
Start: 17:07 Flag 17:17 End: 17:19

BMCRC - MRO Championships 2018 - Rnd 6 @ Brands Hatch GP

EDIasia Formula 400 inc Sub 64 & Rookies

RACE 16 - SECTOR ANALYSIS

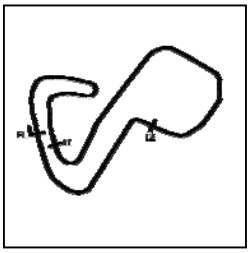

SECTOR 1 = FL to I1, SECTOR 2 = I1 to I2, SECTOR 3 = I2 to FL, DIFF = Difference To Personal Best Lap, P = Crossed Finish Line in Pit Lane, D = Time Disallowed

P24 9 Karl COONEY Kawasaki -

IDEAL LAP TIME : 1:52.229 BEST LAP TIME : 1:52.560 DIFFERENCE : 0.331

LAP	SECTOR 1	SECTOR 2	SECTOR 3	LAP TIME	MPH	DIFF	TIME OF DAY
1 -		51.249	***26.226***	2:00.964	72.41	8.404	17:09:24.096
2 -	35.873	50.835	26.792	1:53.500 **(2)**	77.17	0.940	17:11:17.596
3 -	36.649	52.721	26.664	1:56.034	75.49	3.474	17:13:13.630
4 -	36.002	51.004	26.565	1:53.571 **(3)**	77.13	1.011	17:15:07.201
5 -	***35.449***	***50.554***	26.557	***1:52.560*** **(1)**	***77.82***		***17:16:59.761***
6 -	36.832	51.496	27.331	1:55.659	75.73	3.099	17:18:55.420

P25 88 Peter RANDALL Kawasaki -

IDEAL LAP TIME : 1:54.971 BEST LAP TIME : 1:55.345 DIFFERENCE : 0.374

LAP	SECTOR 1	SECTOR 2	SECTOR 3	LAP TIME	MPH	DIFF	TIME OF DAY
1 -		***51.922***	27.082	2:03.158	71.12	7.813	17:09:26.290
2 -	36.868	52.118	27.278	1:56.264 **(3)**	75.34	0.919	17:11:22.554
3 -	36.715	52.574	27.390	1:56.679	75.07	1.334	17:13:19.233
4 -	***36.266***	52.190	26.889	***1:55.345*** **(1)**	***75.94***		***17:15:14.578***
5 -	37.084	52.585	***26.783***	1:56.452	75.22	1.107	17:17:11.030
6 -	36.802	52.312	27.009	1:56.123 **(2)**	75.43	0.778	17:19:07.153

P26 999 R/S Jim DALTON Kawasaki - Mick Dale

IDEAL LAP TIME : 1:54.622 BEST LAP TIME : 1:55.749 DIFFERENCE : 1.127

LAP	SECTOR 1	SECTOR 2	SECTOR 3	LAP TIME	MPH	DIFF	TIME OF DAY
1 -		***51.417***	27.568	2:04.320	70.46	8.571	17:09:27.452
2 -	36.468	52.313	27.589	1:56.370	75.27	0.621	17:11:23.822
3 -	36.195	52.226	27.328	***1:55.749*** **(1)**	***75.67***		***17:13:19.571***
4 -	***35.888***	53.118	27.499	1:56.505	75.18	0.756	17:15:16.076
5 -	35.976	52.519	***27.317***	1:55.812 **(2)**	75.63	0.063	17:17:11.888
6 -	36.756	52.211	27.388	1:56.355 **(3)**	75.28	0.606	17:19:08.243

P27 17 S Andrew POCOCK Honda -

IDEAL LAP TIME : 2:05.495 BEST LAP TIME : 2:07.051 DIFFERENCE : 1.556

LAP	SECTOR 1	SECTOR 2	SECTOR 3	LAP TIME	MPH	DIFF	TIME OF DAY
1 -		***56.094***	31.166	2:17.223	63.83	10.172	17:09:40.355
2 -	41.364	57.954	29.755	2:09.073 **(3)**	67.86	2.022	17:11:49.428
3 -	41.651	57.932	29.923	2:09.506	67.64	2.455	17:13:58.934
4 -	***40.102***	57.390	29.874	2:07.366 **(2)**	68.77	0.315	17:16:06.300
5 -	40.515	57.237	***29.299***	***2:07.051*** **(1)**	***68.94***		***17:18:13.351***

P28 57 Paul FISHER Kawasaki -

IDEAL LAP TIME : 1:44.785 BEST LAP TIME : 1:44.785 DIFFERENCE : 0.000

LAP	SECTOR 1	SECTOR 2	SECTOR 3	LAP TIME	MPH	DIFF	TIME OF DAY
1 -		47.434	25.152	1:53.215	77.37	8.430	17:09:16.347
2 -	***33.252***	***46.629***	***24.904***	***1:44.785*** **(1)**	***83.59***		***17:11:01.132***

Weather / Track : Sunny / Dry

Brands Hatch GP
Circuit Length = 2.4332 miles
Start: 17:07 Flag 17:17 End: 17:19

BMCRC - MRO Championships 2018 - Rnd 6 @ Brands Hatch GP

EDIasia Formula 400 inc Sub 64 & Rookies

RACE 16 - BEST SECTORS

	SECTOR 1			SECTOR 2			SECTOR 3			IDEAL / BEST COMPARISON					
POS	NO	NAME	TIME	NO	NAME	TIME	NO	NAME	TIME	POS	NO	NAME	IDEAL	BEST	DIFF
												PERFECT LAP	1:38.523		
1	14	BURRAGE	31.213	45	THOMPSON	44.014	14	BURRAGE	23.296	1	14	BURRAGE	1:38.761	1:38.779	0.018
2	45	THOMPSON	31.352	3	HENNING	44.131	45	THOMPSON	23.494	2	45	THOMPSON	1:38.860	1:39.266	0.406
3	3	HENNING	31.509	14	BURRAGE	44.252	3	HENNING	23.588	3	3	HENNING	1:39.228	1:39.702	0.474
4	86	SCOTT	31.518	86	SCOTT	44.478	86	SCOTT	23.629	4	86	SCOTT	1:39.625	1:39.974	0.349
5	63	FOWLE	31.706	63	FOWLE	45.103	63	FOWLE	23.932	5	63	FOWLE	1:40.741	1:40.741	0.000
6	38	WOOD	31.966	38	WOOD	45.169	38	WOOD	23.942	6	38	WOOD	1:41.077	1:41.176	0.099
7	23	EVANS	32.104	23	EVANS	45.285	23	EVANS	24.221	7	23	EVANS	1:41.610	1:42.519	0.909
8	16	WILKINS	32.344	16	WILKINS	45.702	16	WILKINS	24.343	8	16	WILKINS	1:42.389	1:42.760	0.371
9	84	SCHOFIELD	32.836	90	RAPA	46.115	33	JOHNSTONE	24.394	9	90	RAPA	1:43.671	1:43.853	0.182
10	33	JOHNSTONE	32.854	22	HARVIEK	46.239	90	RAPA	24.506	10	85	ROBINSON	1:43.865	1:44.157	0.292
11	85	ROBINSON	32.865	85	ROBINSON	46.421	93	GILMAN	24.517	11	22	HARVIEK	1:44.014	1:44.374	0.360
12	22	HARVIEK	33.043	57	FISHER	46.629	85	ROBINSON	24.579	12	33	JOHNSTONE	1:44.548	1:45.552	1.004
13	90	RAPA	33.050	93	GILMAN	46.770	22	HARVIEK	24.732	13	93	GILMAN	1:44.560	1:45.199	0.639
14	57	FISHER	33.252	84	SCHOFIELD	46.899	84	SCHOFIELD	24.893	14	84	SCHOFIELD	1:44.628	1:45.119	0.491
15	93	GILMAN	33.273	26	THOMPSON	46.941	57	FISHER	24.904	15	57	FISHER	1:44.785	1:44.785	0.000
16	19	SEATH	33.347	33	JOHNSTONE	47.300	26	THOMPSON	24.934	16	26	THOMPSON	1:45.779	1:46.163	0.384
17	20	SWYER	33.364	52	JARMAN	47.673	20	SWYER	25.210	17	20	SWYER	1:46.519	1:46.949	0.430
18	52	JARMAN	33.768	20	SWYER	47.945	19	SEATH	25.230	18	52	JARMAN	1:46.693	1:46.974	0.281
19	26	THOMPSON	33.904	19	SEATH	48.300	52	JARMAN	25.252	19	19	SEATH	1:46.877	1:47.232	0.355
20	40	DINSMORE	34.369	117	HARRIS	48.428	117	HARRIS	25.736	20	117	HARRIS	1:48.595	1:48.922	0.327
21	117	HARRIS	34.431	71	BURNAL	48.773	71	BURNAL	25.790	21	71	BURNAL	1:49.152	1:49.642	0.490
22	71	BURNAL	34.589	12	LATHAM	49.130	35	DIGBY-BAKER	25.896	22	35	DIGBY-BAKER	1:50.036	1:50.130	0.094
23	12	LATHAM	34.912	35	DIGBY-BAKER	49.213	9	COONEY	26.226	23	12	LATHAM	1:50.734	1:50.794	0.060
24	35	DIGBY-BAKER	34.927	40	DINSMORE	49.953	40	DINSMORE	26.517	24	40	DINSMORE	1:50.839	1:51.325	0.486
25	9	COONEY	35.449	9	COONEY	50.554	12	LATHAM	26.692	25	9	COONEY	1:52.229	1:52.560	0.331
26	999	DALTON	35.888	999	DALTON	51.417	88	RANDALL	26.783	26	999	DALTON	1:54.622	1:55.749	1.127
27	88	RANDALL	36.266	88	RANDALL	51.922	999	DALTON	27.317	27	88	RANDALL	1:54.971	1:55.345	0.374
28	17	POCOCK	40.102	17	POCOCK	56.094	17	POCOCK	29.299	28	17	POCOCK	2:05.495	2:07.051	1.556
29				2	GILL	57.622									

Weather / Track : Sunny / Dry

Brands Hatch GP
Circuit Length = 2.4332 miles
Start: 17:07 Flag 17:17 End: 17:19

Results can be found at www.tsl-timing.com

Printed - 17:20 Saturday, 07 July 2018

BMCRC - MRO Championships 2018 - Rnd 6 @ Brands Hatch GP

EDIasia Formula 400 inc Sub 64 & Rookies

RACE 6 - GRID (7 Laps)

ROW 11	33	100	Jonathan ALLUM	32	10	Justin ARBON	31	5	Max HOUSE
ROW 10	30	70	Andrew BURSCOUGH	29	2	Andrew GILL	28	17	Andrew POCOCK (2:07.051)
ROW 9	27	999	Jim DALTON (1:55.749)	26	88	Peter RANDALL (1:55.345)	25	9	Karl COONEY (1:52.560)
ROW 8	24	40	Jonathan DINSMORE (1:51.325)	23	12	Alexander LATHAM (1:50.794)	22	35	Sam DIGBY-BAKER (1:50.130)
ROW 7	21	71	Ben BURNAL (1:49.642)	20	117	Jordan HARRIS (1:48.922)	19	19	James SEATH (1:47.232)
ROW 6	18	52	Gary JARMAN (1:46.974)	17	20	Connor SWYER (1:46.949)	16	26	Lydia THOMPSON (1:46.163)
ROW 5	15	33	Carl JOHNSTONE (1:45.552)	14	93	William GILMAN (1:45.199)	13	84	Gavin SCHOFIELD (1:45.119)
ROW 4	12	57	Paul FISHER (1:44.785)	11	22	Dave HARVIEK (1:44.374)	10	85	James ROBINSON (1:44.157)
ROW 3	9	90	Steve RAPA (1:43.853)	8	16	Andrew WILKINS (1:42.760)	7	23	Tham EVANS (1:42.519)
ROW 2	6	38	Hayden WOOD (1:41.176)	5	63	Harry FOWLE (1:40.741)	4	86	Mathew SCOTT (1:39.974)
ROW 1	3	3	Gary HENNING (1:39.702)	2	45	Mark THOMPSON (1:39.266)	1	14	Chris BURRAGE (1:38.779) **Pole**

Brands Hatch GP
Circuit Length = 2.4332 miles

These results are provisional until the conclusion of any judicial and technical matters.

Clerk Of Course :		Timekeeper :

Results can be found at www.tsl-timing.com

Printed - 17:21 Saturday, 07 July 2018

BMCRC - MRO Championships 2018 - Rnd 6 @ Brands Hatch GP

EDIasia Formula 400 inc Sub 64 & Rookies

RACE 6 - CLASSIFICATION

POS	NO	CL	PIC	NAME	ENTRY	LAPS	TIME	GAP	DIFF	MPH	BEST	ON
1	14		1	Chris BURRAGE	Kawasaki - Seton tuning	7	11:42.049			87.34	1:39.089	4
2	3		2	Gary HENNING	Kawasaki - SGT motorcycles	7	11:47.894	5.845	5.845	86.62	1:39.846	7
3	45		3	Mark THOMPSON	Kawasaki - Flintstone Tyres / David Simon Tuning	7	11:48.183	6.134	0.289	86.58	1:39.507	3
4	2		4	Andrew GILL	Kawasaki - RMKD Racing	7	11:48.291	6.242	0.108	86.57	1:38.563	6
5	86		5	Mathew SCOTT	Kawasaki -	7	11:48.471	6.422	0.180	86.55	1:39.173	7
6	38	S	1	Hayden WOOD	Kawasaki -	7	11:54.818	12.769	6.347	85.78	1:40.962	3
7	23	S	2	Tham EVANS	Honda - Vanilla Electronics / GF racing	7	12:05.700	23.651	10.882	84.49	1:41.602	2
8	16	S	3	Andrew WILKINS	Kawasaki - David Simon Tuning	7	12:11.912	29.863	6.212	83.77	1:42.716	2
9	90	S	4	Steve RAPA	Honda - David Simon Tuning	7	12:17.426	35.377	5.514	83.15	1:43.817	5
10	93		6	William GILMAN	Kawasaki -	7	12:23.513	41.464	6.087	82.47	1:45.055	5
11	85		7	James ROBINSON	Kawasaki - claire palastanga ceramics	7	12:23.624	41.575	0.111	82.45	1:44.969	3
12	33	S	5	Carl JOHNSTONE	Yamaha - EDIasia	7	12:23.719	41.670	0.095	82.44	1:44.544	3
13	84	S	6	Gavin SCHOFIELD	Honda -	7	12:24.092	42.043	0.373	82.40	1:45.009	6
14	26		8	Lydia THOMPSON	Kawasaki - Flintstone Racing - David Simons Tuning	7	12:40.732	58.683	16.640	80.60	1:47.167	3
15	35	S	7	Sam DIGBY-BAKER	Kawasaki -	7	12:46.187	1:04.138	5.455	80.03	1:47.274	7
16	57		9	Paul FISHER	Kawasaki -	7	12:49.750	1:07.701	3.563	79.66	1:48.278	2
17	117	S	8	Jordan HARRIS	Kawasaki -	7	12:49.867	1:07.818	0.117	79.64	1:47.852	5
18	52		10	Gary JARMAN	Kawasaki - G & S Motorcycle tyres	7	12:50.088	1:08.039	0.221	79.62	1:47.779	5
19	71	S	9	Ben BURNAL	Honda - Violent running syndicate	7	12:56.983	1:14.934	6.895	78.91	1:48.685	7
20	20	R	1	Connor SWYER	Kawasaki - owkay clothing & EBC brakes	7	12:57.639	1:15.590	0.656	78.85	1:48.758	3
21	40	R/S	1	Jonathan DINSMORE	Honda - RJs Car Restorations	7	13:04.839	1:22.790	7.200	78.12	1:49.059	2
22	9		11	Karl COONEY	Kawasaki -	7	13:07.396	1:25.347	2.557	77.87	1:50.444	6
23	12 *	R	2	Alexander LATHAM	Yamaha -	7	13:17.730	1:35.681	10.334	76.86	1:49.761	6
24	88		12	Peter RANDALL	Kawasaki -	7	13:27.298	1:45.249	9.568	75.95	1:52.958	5
25	999	R/S	2	Jim DALTON	Kawasaki - Mick Dale	6	12:00.545	1 Lap	1 Lap	72.94	1:56.991	3
26	17	S	10	Andrew POCOCK	Honda -	6	12:36.757	1 Lap	36.212	69.45	2:03.418	4
					NOT CLASSIFIED							
DNF	63	S		Harry FOWLE	Kawasaki - Team ELP A.Fowle Joinery	2	3:31.656	5 Laps	4 Laps	82.77	1:43.722	2
DNF	19	R		James SEATH	Kawasaki - Ovenden	2	3:43.785	5 Laps	12.129	78.28	1:46.888	2
DNF	70	S		Andrew BURSCOUGH	Yamaha - Apollo Tuning	1	2:03.141	6 Laps	1 Lap	71.13		
DNF	22			Dave HARVIEK	Kawasaki - HRC & Fatty's Cake Shop	0						

FASTEST LAP

2		Andrew GILL	Kawasaki - RMKD Racing	6	1:38.563	88.87 mph	143.03 kph
38	S	Hayden WOOD	Kawasaki -	3	1:40.962	86.76 mph	139.63 kph
19	R	James SEATH	Kawasaki - Ovenden	2	1:46.888	81.95 mph	131.89 kph
40	R/S	Jonathan DINSMORE	Honda - RJs Car Restorations	2	1:49.059	80.32 mph	129.26 kph

*** No. 12 - 10 second penalty - jump start**
Class - 92.5% of Race Speed = 80.78 mph
Class S - 92.5% of Race Speed = 79.34 mph
Class R - 92.5% of Race Speed = 72.93 mph
Class R/S - 92.5% of Race Speed = 72.26 mph

Brands Hatch GP
Circuit Length = 2.4332 miles
Start: 12:25 Flag 12:36 End: 12:38

Weather / Track : Sunny / Dry
These results are provisional until the conclusion of any judicial and technical matters.

Clerk Of Course :		Timekeeper :

Results can be found at www.tsl-timing.com

Printed - 12:38 Sunday, 08 July 2018

BMCRC - MRO Championships 2018 - Rnd 6 @ Brands Hatch GP

EDIasia Formula 400 inc Sub 64 & Rookies

RACE 6 - LAP CHART

LAP 1 @ 12:26:48.547

NO	BEHIND	LAP TIME
14		1:44.574
3	1.210	1:45.784
86	1.595	1:46.169
45	1.961	1:46.535
38	2.174	1:46.748
63	3.360	1:47.934
23	3.599	1:48.173
16	4.103	1:48.677
85	5.321	1:49.895
90	5.385	1:49.959
2	6.290	1:50.864
93	6.381	1:50.955
84	7.444	1:52.018
33	7.900	1:52.474
57	10.303	1:54.877
26	10.981	1:55.555
117	11.857	1:56.431
52	12.039	1:56.613
20	12.269	1:56.843
19	12.323	1:56.897
35	13.097	1:57.671
71	13.796	1:58.370
40	15.575	2:00.149
9	16.282	2:00.856
12	18.160	2:02.734
88	18.220	2:02.794
70	18.567	2:03.141
999	23.274	2:07.848
17	28.758	2:13.332

LAP 2 @ 12:28:28.060

NO	BEHIND	LAP TIME
14		1:39.513
3	2.591	1:40.894
45	3.305	1:40.857
86	3.603	1:41.521
38	3.915	1:41.254
23	5.688	1:41.602
16	7.306	1:42.716
2	7.447	1:40.670
63	7.569	1:43.722
85	11.140	1:45.332
93	12.189	1:45.321
90	12.367	1:46.495
84	13.340	1:45.409
33	13.414	1:45.027
26	19.047	1:47.579
57	19.068	1:48.278
19	19.698	1:46.888
52	21.175	1:48.649
20	21.662	1:48.906
117	22.237	1:49.893
35	22.442	1:48.858
71	23.407	1:49.124
40	25.121	1:49.059
9	28.539	1:51.770
12	29.928	1:51.281
88	34.532	1:55.825
999	41.571	1:57.810
17	55.389	2:06.144

LAP 3 @ 12:30:07.241

NO	BEHIND	LAP TIME
14		1:39.181
3	3.570	1:40.160
45	3.631	1:39.507
86	5.049	1:40.627
38	5.696	1:40.962
2	8.475	1:40.209
23	9.272	1:42.765
16	10.878	1:42.753
85	16.928	1:44.969
90	17.049	1:43.863
93	18.509	1:45.501
33	18.777	1:44.544
84	19.675	1:45.516
26	27.033	1:47.167
57	29.055	1:49.168
20	31.239	1:48.758
35	31.300	1:48.039
117	32.297	1:49.241
52	33.634	1:51.640
71	35.133	1:50.907
40	36.835	1:50.895
9	41.368	1:52.010
12	41.471	1:50.724
88	49.982	1:54.631
999	59.381	1:56.991
17	1:20.451	2:04.243

LAP 4 @ 12:31:46.330

NO	BEHIND	LAP TIME
14		1:39.089
3	5.250	1:40.769
45	5.484	1:40.942
86	6.164	1:40.204
38	7.642	1:41.035
2	8.787	1:39.401
23	12.646	1:42.463
16	15.455	1:43.666
90	22.125	1:44.165
85	23.397	1:45.558
93	25.029	1:45.609
33	25.176	1:45.488
84	25.699	1:45.113
26	36.054	1:48.110
57	39.781	1:49.815
35	40.007	1:47.796
117	41.389	1:48.181
20	42.906	1:50.756
52	43.361	1:48.816
71	45.442	1:49.398
40	49.868	1:52.122
9	53.200	1:50.921
12	53.629	1:51.247
88	1:04.059	1:53.166
999	1:17.333	1:57.041

LAP 5 @ 12:33:26.363

NO	BEHIND	LAP TIME
14		1:40.033
17	1 Lap	2:03.418
3	5.530	1:40.313
45	5.634	1:40.183
86	6.141	1:40.010
2	8.024	1:39.270
38	8.756	1:41.147
23	15.290	1:42.677
16	20.044	1:44.622
90	25.909	1:43.817
85	29.530	1:46.166
93	30.051	1:45.055
33	30.645	1:45.502
84	30.890	1:45.224
26	43.381	1:47.360
57	48.992	1:49.244
35	49.101	1:49.127
117	49.208	1:47.852
52	51.107	1:47.779
20	54.756	1:51.883
71	55.487	1:50.078
40	1:00.456	1:50.621
9	1:03.844	1:50.677
12	1:03.963	1:50.367
88	1:16.984	1:52.958
999	1:38.604	2:01.304

LAP 6 @ 12:35:05.818

NO	BEHIND	LAP TIME
14		1:39.455
3	6.203	1:40.128
45	6.386	1:40.207
2	7.132	1:38.563
86	7.453	1:40.767
38	11.325	1:42.024
23	19.276	1:43.441
16	25.878	1:45.289
17	1 Lap	2:03.762
90	30.463	1:44.009
93	35.773	1:45.177
85	35.953	1:45.878
33	36.276	1:45.086
84	36.444	1:45.009
26	51.301	1:47.375
35	57.068	1:47.422
57	59.171	1:49.634
117	59.232	1:49.479
52	59.491	1:47.839
20	1:05.454	1:50.153
71	1:06.453	1:50.421
40	1:12.245	1:51.244
12	1:14.269	1:49.761
9	1:14.833	1:50.444
88	1:31.479	1:53.950

LAP 7 @ 12:36:46.022

NO	BEHIND	LAP TIME
14		1:40.204
3	5.845	1:39.846
45	6.134	1:39.952
2	6.242	1:39.314
86	6.422	1:39.173
38	12.769	1:41.648
999	1 Lap	1:59.551
23	23.651	1:44.579
16	29.863	1:44.189
90	35.377	1:45.118
93	41.464	1:45.895
85	41.575	1:45.826
33	41.670	1:45.598
84	42.043	1:45.803
17	1 Lap	2:05.858
26	58.683	1:47.586
35	1:04.138	1:47.274
57	1:07.701	1:48.734
117	1:07.818	1:48.790
52	1:08.039	1:48.752
71	1:14.934	1:48.685
20	1:15.590	1:50.340
40	1:22.790	1:50.749
9	1:25.347	1:50.718
12	1:25.681	1:51.616
88	1:45.249	1:53.974

Weather / Track : Sunny / Dry

Brands Hatch GP
Circuit Length = 2.4332 miles
Start: 12:25 Flag 12:36 End: 12:38

BMCRC - MRO Championships 2018 - Rnd 6 @ Brands Hatch GP

EDIasia Formula 400 inc Sub 64 & Rookies

RACE 6 - SECTOR ANALYSIS

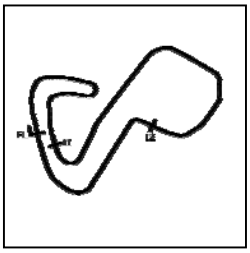

SECTOR 1 = FL to I1, SECTOR 2 = I1 to I2, SECTOR 3 = I2 to FL, DIFF = Difference To Personal Best Lap, P = Crossed Finish Line in Pit Lane, D = Time Disallowed

P1 14 Chris BURRAGE Kawasaki - Seton tuning

IDEAL LAP TIME : 1:39.022 BEST LAP TIME : 1:39.089 DIFFERENCE : 0.067

LAP	SECTOR 1	SECTOR 2	SECTOR 3	LAP TIME	MPH	DIFF	TIME OF DAY
1 -		44.798	23.636	1:44.574	83.76	5.485	12:26:48.547
2 -	31.679	44.320	23.514	1:39.513	88.02	0.424	12:28:28.060
3 -	31.541	44.164	23.476	1:39.181 **(2)**	88.32	0.092	12:30:07.241
4 -	***31.464***	***44.091***	23.534	***1:39.089*** **(1)**	***88.40***		***12:31:46.330***
5 -	31.570	44.475	23.988	1:40.033	87.56	0.944	12:33:26.363
6 -	31.486	44.502	***23.467***	1:39.455 **(3)**	88.07	0.366	12:35:05.818
7 -	31.807	44.828	23.569	1:40.204	87.42	1.115	12:36:46.022

P2 3 Gary HENNING Kawasaki - SGT motorcycles

IDEAL LAP TIME : 1:39.566 BEST LAP TIME : 1:39.846 DIFFERENCE : 0.280

LAP	SECTOR 1	SECTOR 2	SECTOR 3	LAP TIME	MPH	DIFF	TIME OF DAY
1 -		45.262	23.885	1:45.784	82.80	5.938	12:26:49.757
2 -	32.009	44.935	23.950	1:40.894	86.82	1.048	12:28:30.651
3 -	31.987	***44.417***	***23.756***	1:40.160 **(3)**	87.45	0.314	12:30:10.811
4 -	32.205	44.789	23.775	1:40.769	86.92	0.923	12:31:51.580
5 -	31.682	44.697	23.934	1:40.313	87.32	0.467	12:33:31.893
6 -	31.670	44.683	23.775	1:40.128 **(2)**	87.48	0.282	12:35:12.021
7 -	***31.393***	44.480	23.973	***1:39.846*** **(1)**	***87.73***		***12:36:51.867***

P3 45 Mark THOMPSON Kawasaki - Flintstone Tyres / David Simon Tuning

IDEAL LAP TIME : 1:39.462 BEST LAP TIME : 1:39.507 DIFFERENCE : 0.045

LAP	SECTOR 1	SECTOR 2	SECTOR 3	LAP TIME	MPH	DIFF	TIME OF DAY
1 -		45.082	24.106	1:46.535	82.22	7.028	12:26:50.508
2 -	31.848	44.820	24.189	1:40.857	86.85	1.350	12:28:31.365
3 -	31.485	44.452	***23.570***	***1:39.507*** **(1)**	***88.03***		***12:30:10.872***
4 -	32.175	44.859	23.908	1:40.942	86.78	1.435	12:31:51.814
5 -	31.892	***44.451***	23.840	1:40.183 **(3)**	87.43	0.676	12:33:31.997
6 -	31.833	44.554	23.820	1:40.207	87.41	0.700	12:35:12.204
7 -	***31.441***	44.508	24.003	1:39.952 **(2)**	87.64	0.445	12:36:52.156

P4 2 Andrew GILL Kawasaki - RMKD Racing

IDEAL LAP TIME : 1:38.421 BEST LAP TIME : 1:38.563 DIFFERENCE : 0.142

LAP	SECTOR 1	SECTOR 2	SECTOR 3	LAP TIME	MPH	DIFF	TIME OF DAY
1 -		45.399	24.065	1:50.864	79.01	12.301	12:26:54.837
2 -	32.337	44.573	23.760	1:40.670	87.01	2.107	12:28:35.507
3 -	31.520	45.000	23.689	1:40.209	87.41	1.646	12:30:15.716
4 -	31.251	44.499	23.651	1:39.401	88.12	0.838	12:31:55.117
5 -	31.388	44.358	***23.524***	1:39.270 **(2)**	88.24	0.707	12:33:34.387
6 -	31.038	***43.879***	23.646	***1:38.563*** **(1)**	***88.87***		***12:35:12.950***
7 -	***31.018***	44.750	23.546	1:39.314 **(3)**	88.20	0.751	12:36:52.264

P5 86 Mathew SCOTT Kawasaki -

IDEAL LAP TIME : 1:39.173 BEST LAP TIME : 1:39.173 DIFFERENCE : 0.000

LAP	SECTOR 1	SECTOR 2	SECTOR 3	LAP TIME	MPH	DIFF	TIME OF DAY
1 -		45.217	23.979	1:46.169	82.50	6.996	12:26:50.142
2 -	31.981	45.048	24.492	1:41.521	86.28	2.348	12:28:31.663
3 -	31.824	44.755	24.048	1:40.627	87.05	1.454	12:30:12.290
4 -	31.688	44.735	23.781	1:40.204 **(3)**	87.42	1.031	12:31:52.494
5 -	31.589	44.602	23.819	1:40.010 **(2)**	87.58	0.837	12:33:32.504
6 -	32.017	44.782	23.968	1:40.767	86.93	1.594	12:35:13.271
7 -	***31.393***	***44.342***	***23.438***	***1:39.173*** **(1)**	***88.32***		***12:36:52.444***

P6 38 S Hayden WOOD Kawasaki -

IDEAL LAP TIME : 1:40.593 BEST LAP TIME : 1:40.962 DIFFERENCE : 0.369

LAP	SECTOR 1	SECTOR 2	SECTOR 3	LAP TIME	MPH	DIFF	TIME OF DAY

Weather / Track : Sunny / Dry

Brands Hatch GP
Circuit Length = 2.4332 miles
Start: 12:25 Flag 12:36 End: 12:38

BMCRC - MRO Championships 2018 - Rnd 6 @ Brands Hatch GP

EDIasia Formula 400 inc Sub 64 & Rookies

RACE 6 - SECTOR ANALYSIS

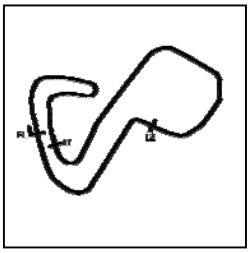

SECTOR 1 = FL to I1, SECTOR 2 = I1 to I2, SECTOR 3 = I2 to FL, DIFF = Difference To Personal Best Lap, P = Crossed Finish Line in Pit Lane, D = Time Disallowed

1 -		45.286	***23.973***	1:46.748		82.06	5.786	12:26:50.721
2 -	31.959	44.913	24.382	1:41.254		86.51	0.292	12:28:31.975
3 -	31.912	***44.899***	24.151	***1:40.962***	**(1)**	***86.76***		***12:30:12.937***
4 -	31.828	45.221	23.986	1:41.035	**(2)**	86.70	0.073	12:31:53.972
5 -	***31.721***	45.308	24.118	1:41.147	**(3)**	86.60	0.185	12:33:35.119
6 -	32.558	45.420	24.046	1:42.024		85.86	1.062	12:35:17.143
7 -	31.768	45.569	24.311	1:41.648		86.17	0.686	12:36:58.791

P7 23 S Tham EVANS Honda - Vanilla Electronics / GF racing

IDEAL LAP TIME : 1:41.534 BEST LAP TIME : 1:41.602 DIFFERENCE : 0.068

LAP	SECTOR 1	SECTOR 2	SECTOR 3	LAP TIME		MPH	DIFF	TIME OF DAY
1 -		45.376	24.770	1:48.173		80.97	6.571	12:26:52.146
2 -	32.302	***44.945***	***24.355***	***1:41.602***	**(1)**	***86.21***		***12:28:33.748***
3 -	32.272	45.803	24.690	1:42.765		85.24	1.163	12:30:16.513
4 -	***32.234***	45.702	24.527	1:42.463	**(2)**	85.49	0.861	12:31:58.976
5 -	32.276	45.842	24.559	1:42.677	**(3)**	85.31	1.075	12:33:41.653
6 -	32.661	46.086	24.694	1:43.441		84.68	1.839	12:35:25.094
7 -	32.735	46.686	25.158	1:44.579		83.76	2.977	12:37:09.673

P8 16 S Andrew WILKINS Kawasaki - David Simon Tuning

IDEAL LAP TIME : 1:42.282 BEST LAP TIME : 1:42.716 DIFFERENCE : 0.434

LAP	SECTOR 1	SECTOR 2	SECTOR 3	LAP TIME		MPH	DIFF	TIME OF DAY
1 -		45.832	24.428	1:48.677		80.60	5.961	12:26:52.650
2 -	32.736	***45.806***	***24.174***	***1:42.716***	**(1)**	***85.28***		***12:28:35.366***
3 -	***32.302***	46.124	24.327	1:42.753	**(2)**	85.25	0.037	12:30:18.119
4 -	32.391	46.456	24.819	1:43.666	**(3)**	84.50	0.950	12:32:01.785
5 -	32.790	46.937	24.895	1:44.622		83.72	1.906	12:33:46.407
6 -	33.313	47.104	24.872	1:45.289		83.19	2.573	12:35:31.696
7 -	32.359	47.173	24.657	1:44.189		84.07	1.473	12:37:15.885

P9 90 S Steve RAPA Honda - David Simon Tuning

IDEAL LAP TIME : 1:43.182 BEST LAP TIME : 1:43.817 DIFFERENCE : 0.635

LAP	SECTOR 1	SECTOR 2	SECTOR 3	LAP TIME		MPH	DIFF	TIME OF DAY
1 -		46.088	***24.508***	1:49.959		79.66	6.142	12:26:53.932
2 -	34.542	47.023	24.930	1:46.495		82.25	2.678	12:28:40.427
3 -	32.930	46.165	24.768	1:43.863	**(2)**	84.34	0.046	12:30:24.290
4 -	33.059	46.467	24.639	1:44.165		84.09	0.348	12:32:08.455
5 -	***32.662***	46.390	24.765	***1:43.817***	**(1)**	***84.37***		***12:33:52.272***
6 -	33.257	***46.012***	24.740	1:44.009	**(3)**	84.22	0.192	12:35:36.281
7 -	33.296	46.052	25.770	1:45.118		83.33	1.301	12:37:21.399

P10 93 William GILMAN Kawasaki -

IDEAL LAP TIME : 1:44.029 BEST LAP TIME : 1:45.055 DIFFERENCE : 1.026

LAP	SECTOR 1	SECTOR 2	SECTOR 3	LAP TIME		MPH	DIFF	TIME OF DAY
1 -		***46.250***	24.904	1:50.955		78.94	5.900	12:26:54.928
2 -	33.695	46.807	24.819	1:45.321	**(3)**	83.17	0.266	12:28:40.249
3 -	33.716	47.026	24.759	1:45.501		83.03	0.446	12:30:25.750
4 -	33.567	47.084	24.958	1:45.609		82.94	0.554	12:32:11.359
5 -	33.591	46.752	***24.712***	***1:45.055***	**(1)**	***83.38***		***12:33:56.414***
6 -	***33.067***	47.113	24.997	1:45.177	**(2)**	83.28	0.122	12:35:41.591
7 -	33.245	47.109	25.541	1:45.895		82.72	0.840	12:37:27.486

P11 85 James ROBINSON Kawasaki - claire palastanga ceramics

IDEAL LAP TIME : 1:43.349 BEST LAP TIME : 1:44.969 DIFFERENCE : 1.620

LAP	SECTOR 1	SECTOR 2	SECTOR 3	LAP TIME		MPH	DIFF	TIME OF DAY
1 -		***45.765***	25.293	1:49.895		79.71	4.926	12:26:53.868
2 -	33.674	46.700	24.958	1:45.332	**(2)**	83.16	0.363	12:28:39.200
3 -	33.357	46.723	***24.889***	***1:44.969***	**(1)**	***83.45***		***12:30:24.169***
4 -	33.710	46.585	25.263	1:45.558	**(3)**	82.98	0.589	12:32:09.727

Weather / Track : Sunny / Dry

Brands Hatch GP
Circuit Length = 2.4332 miles
Start: 12:25 Flag 12:36 End: 12:38

BMCRC - MRO Championships 2018 - Rnd 6 @ Brands Hatch GP

EDIasia Formula 400 inc Sub 64 & Rookies

RACE 6 - SECTOR ANALYSIS

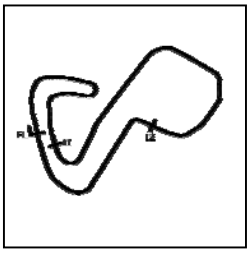

SECTOR 1 = FL to I1, SECTOR 2 = I1 to I2, SECTOR 3 = I2 to FL, DIFF = Difference To Personal Best Lap, P = Crossed Finish Line in Pit Lane, D = Time Disallowed

5 -	33.429	47.316	25.421	1:46.166	82.51	1.197	12:33:55.893
6 -	33.612	47.241	25.025	1:45.878	82.73	0.909	12:35:41.771
7 -	***32.695***	47.785	25.346	1:45.826	82.77	0.857	12:37:27.597

P12 33 S Carl JOHNSTONE Yamaha - EDIasia

IDEAL LAP TIME : 1:44.035 BEST LAP TIME : 1:44.544 DIFFERENCE : 0.509

LAP	SECTOR 1	SECTOR 2	SECTOR 3	LAP TIME	MPH	DIFF	TIME OF DAY
1 -		46.878	24.906	1:52.474	77.88	7.930	12:26:56.447
2 -	33.062	46.877	25.088	1:45.027 **(2)**	83.40	0.483	12:28:41.474
3 -	***32.706***	47.065	24.773	***1:44.544*** **(1)**	***83.79***		***12:30:26.018***
4 -	33.505	47.223	***24.760***	1:45.488	83.04	0.944	12:32:11.506
5 -	33.358	47.177	24.967	1:45.502	83.03	0.958	12:33:57.008
6 -	32.716	47.264	25.106	1:45.086 **(3)**	83.35	0.542	12:35:42.094
7 -	33.006	***46.569***	26.023	1:45.598	82.95	1.054	12:37:27.692

P13 84 S Gavin SCHOFIELD Honda -

IDEAL LAP TIME : 1:44.086 BEST LAP TIME : 1:45.009 DIFFERENCE : 0.923

LAP	SECTOR 1	SECTOR 2	SECTOR 3	LAP TIME	MPH	DIFF	TIME OF DAY
1 -		***46.310***	25.176	1:52.018	78.19	7.009	12:26:55.991
2 -	32.934	47.054	25.421	1:45.409	83.10	0.400	12:28:41.400
3 -	33.521	46.791	25.204	1:45.516	83.01	0.507	12:30:26.916
4 -	32.987	47.110	25.016	1:45.113 **(2)**	83.33	0.104	12:32:12.029
5 -	33.342	46.994	***24.888***	1:45.224 **(3)**	83.24	0.215	12:33:57.253
6 -	***32.888***	47.090	25.031	***1:45.009*** **(1)**	***83.41***		***12:35:42.262***
7 -	33.144	47.324	25.335	1:45.803	82.79	0.794	12:37:28.065

P14 26 Lydia THOMPSON Kawasaki - Flintstone Racing - David Simons Tuning

IDEAL LAP TIME : 1:46.556 BEST LAP TIME : 1:47.167 DIFFERENCE : 0.611

LAP	SECTOR 1	SECTOR 2	SECTOR 3	LAP TIME	MPH	DIFF	TIME OF DAY
1 -		***47.546***	25.761	1:55.555	75.80	8.388	12:26:59.528
2 -	34.170	48.175	25.234	1:47.579	81.42	0.412	12:28:47.107
3 -	***34.050***	47.728	25.389	***1:47.167*** **(1)**	***81.74***		***12:30:34.274***
4 -	34.727	48.323	25.060	1:48.110	81.02	0.943	12:32:22.384
5 -	34.421	47.960	24.979	1:47.360 **(2)**	81.59	0.193	12:34:09.744
6 -	34.389	48.026	***24.960***	1:47.375 **(3)**	81.58	0.208	12:35:57.119
7 -	34.201	47.980	25.405	1:47.586	81.42	0.419	12:37:44.705

P15 35 S Sam DIGBY-BAKER Kawasaki -

IDEAL LAP TIME : 1:46.739 BEST LAP TIME : 1:47.274 DIFFERENCE : 0.535

LAP	SECTOR 1	SECTOR 2	SECTOR 3	LAP TIME	MPH	DIFF	TIME OF DAY
1 -		49.176	25.709	1:57.671	74.44	10.397	12:27:01.644
2 -	34.798	48.163	25.897	1:48.858	80.47	1.584	12:28:50.502
3 -	***33.518***	48.508	26.013	1:48.039	81.08	0.765	12:30:38.541
4 -	34.016	47.789	25.991	1:47.796 **(3)**	81.26	0.522	12:32:26.337
5 -	34.991	48.225	25.911	1:49.127	80.27	1.853	12:34:15.464
6 -	33.982	47.903	***25.537***	1:47.422 **(2)**	81.54	0.148	12:36:02.886
7 -	33.729	***47.684***	25.861	***1:47.274*** **(1)**	***81.65***		***12:37:50.160***

P16 57 Paul FISHER Kawasaki -

IDEAL LAP TIME : 1:47.914 BEST LAP TIME : 1:48.278 DIFFERENCE : 0.364

LAP	SECTOR 1	SECTOR 2	SECTOR 3	LAP TIME	MPH	DIFF	TIME OF DAY
1 -		48.002	***25.492***	1:54.877	76.25	6.599	12:26:58.850
2 -	34.463	***47.961***	25.854	***1:48.278*** **(1)**	***80.90***		***12:28:47.128***
3 -	34.567	48.698	25.903	1:49.168 **(3)**	80.24	0.890	12:30:36.296
4 -	35.064	48.782	25.969	1:49.815	79.76	1.537	12:32:26.111
5 -	34.846	48.378	26.020	1:49.244	80.18	0.966	12:34:15.355
6 -	34.741	48.832	26.061	1:49.634	79.90	1.356	12:36:04.989
7 -	***34.461***	48.419	25.854	1:48.734 **(2)**	80.56	0.456	12:37:53.723

Weather / Track : Sunny / Dry

Brands Hatch GP
Circuit Length = 2.4332 miles
Start: 12:25 Flag 12:36 End: 12:38

BMCRC - MRO Championships 2018 - Rnd 6 @ Brands Hatch GP

EDIasia Formula 400 inc Sub 64 & Rookies

RACE 6 - SECTOR ANALYSIS

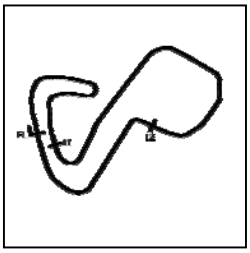

SECTOR 1 = FL to I1, SECTOR 2 = I1 to I2, SECTOR 3 = I2 to FL, DIFF = Difference To Personal Best Lap, P = Crossed Finish Line in Pit Lane, D = Time Disallowed

P17 117 S Jordan HARRIS Kawasaki -

IDEAL LAP TIME : 1:47.727 BEST LAP TIME : 1:47.852 DIFFERENCE : 0.125

LAP	SECTOR 1	SECTOR 2	SECTOR 3	LAP TIME	MPH	DIFF	TIME OF DAY
1 -		48.463	26.408	1:56.431	75.23	8.579	12:27:00.404
2 -	34.305	49.752	25.836	1:49.893	79.71	2.041	12:28:50.297
3 -	34.170	49.067	26.004	1:49.241	80.18	1.389	12:30:39.538
4 -	***33.891***	48.679	25.611	1:48.181 **(2)**	80.97	0.329	12:32:27.719
5 -	34.016	***48.259***	***25.577***	***1:47.852*** **(1)**	***81.22***		***12:34:15.571***
6 -	34.668	49.014	25.797	1:49.479	80.01	1.627	12:36:05.050
7 -	34.533	48.547	25.710	1:48.790 **(3)**	80.52	0.938	12:37:53.840

P18 52 Gary JARMAN Kawasaki - G & S Motorcycle tyres

IDEAL LAP TIME : 1:46.981 BEST LAP TIME : 1:47.779 DIFFERENCE : 0.798

LAP	SECTOR 1	SECTOR 2	SECTOR 3	LAP TIME	MPH	DIFF	TIME OF DAY
1 -		47.806	25.979	1:56.613	75.11	8.834	12:27:00.586
2 -	34.930	48.326	25.393	1:48.649 **(3)**	80.62	0.870	12:28:49.235
3 -	***33.925***	49.954	27.761	1:51.640	78.46	3.861	12:30:40.875
4 -	34.563	48.395	25.858	1:48.816	80.50	1.037	12:32:29.691
5 -	34.598	***47.787***	25.394	***1:47.779*** **(1)**	***81.27***		***12:34:17.470***
6 -	34.228	48.270	25.341	1:47.839 **(2)**	81.23	0.060	12:36:05.309
7 -	34.817	48.666	***25.269***	1:48.752	80.54	0.973	12:37:54.061

P19 71 S Ben BURNAL Honda - Violent running syndicate

IDEAL LAP TIME : 1:48.552 BEST LAP TIME : 1:48.685 DIFFERENCE : 0.133

LAP	SECTOR 1	SECTOR 2	SECTOR 3	LAP TIME	MPH	DIFF	TIME OF DAY
1 -		49.212	25.856	1:58.370	74.00	9.685	12:27:02.343
2 -	34.733	***48.541***	25.850	1:49.124 **(2)**	80.27	0.439	12:28:51.467
3 -	34.558	49.163	27.186	1:50.907	78.98	2.222	12:30:42.374
4 -	***34.205***	49.030	26.163	1:49.398 **(3)**	80.07	0.713	12:32:31.772
5 -	34.547	49.092	26.439	1:50.078	79.57	1.393	12:34:21.850
6 -	34.567	49.521	26.333	1:50.421	79.33	1.736	12:36:12.271
7 -	34.224	48.655	***25.806***	***1:48.685*** **(1)**	***80.59***		***12:38:00.956***

P20 20 R Connor SWYER Kawasaki - owkay clothing & EBC brakes

IDEAL LAP TIME : 1:47.946 BEST LAP TIME : 1:48.758 DIFFERENCE : 0.812

LAP	SECTOR 1	SECTOR 2	SECTOR 3	LAP TIME	MPH	DIFF	TIME OF DAY
1 -		49.138	25.790	1:56.843	74.97	8.085	12:27:00.816
2 -	34.187	49.234	***25.485***	1:48.906 **(2)**	80.43	0.148	12:28:49.722
3 -	***33.524***	***48.937***	26.297	***1:48.758*** **(1)**	***80.54***		***12:30:38.480***
4 -	34.706	50.140	25.910	1:50.756	79.09	1.998	12:32:29.236
5 -	34.768	50.586	26.529	1:51.883	78.29	3.125	12:34:21.119
6 -	34.929	49.406	25.818	1:50.153 **(3)**	79.52	1.395	12:36:11.272
7 -	34.631	49.394	26.315	1:50.340	79.38	1.582	12:38:01.612

P21 40 R/S Jonathan DINSMORE Honda - RJs Car Restorations

IDEAL LAP TIME : 1:48.971 BEST LAP TIME : 1:49.059 DIFFERENCE : 0.088

LAP	SECTOR 1	SECTOR 2	SECTOR 3	LAP TIME	MPH	DIFF	TIME OF DAY
1 -		49.596	26.713	2:00.149	72.90	11.090	12:27:04.122
2 -	34.192	***48.660***	***26.207***	***1:49.059*** **(1)**	***80.32***		***12:28:53.181***
3 -	34.423	49.399	27.073	1:50.895	78.99	1.836	12:30:44.076
4 -	34.227	51.316	26.579	1:52.122	78.12	3.063	12:32:36.198
5 -	34.909	49.417	26.295	1:50.621 **(2)**	79.18	1.562	12:34:26.819
6 -	35.049	49.790	26.405	1:51.244	78.74	2.185	12:36:18.063
7 -	***34.104***	50.416	26.229	1:50.749 **(3)**	79.09	1.690	12:38:08.812

P22 9 Karl COONEY Kawasaki -

IDEAL LAP TIME : 1:50.072 BEST LAP TIME : 1:50.444 DIFFERENCE : 0.372

LAP	SECTOR 1	SECTOR 2	SECTOR 3	LAP TIME	MPH	DIFF	TIME OF DAY

Weather / Track : Sunny / Dry

Brands Hatch GP
Circuit Length = 2.4332 miles
Start: 12:25 Flag 12:36 End: 12:38

BMCRC - MRO Championships 2018 - Rnd 6 @ Brands Hatch GP

EDlasia Formula 400 inc Sub 64 & Rookies

RACE 6 - SECTOR ANALYSIS

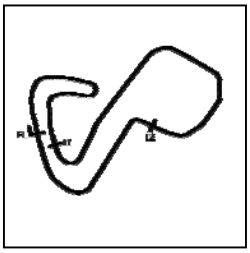

SECTOR 1 = FL to I1, SECTOR 2 = I1 to I2, SECTOR 3 = I2 to FL, DIFF = Difference To Personal Best Lap, P = Crossed Finish Line in Pit Lane, D = Time Disallowed

1 -		50.400	26.765	2:00.856	72.48	10.412	12:27:04.829
2 -	35.108	50.008	26.654	1:51.770	78.37	1.326	12:28:56.599
3 -	34.766	49.963	27.281	1:52.010	78.20	1.566	12:30:48.609
4 -	35.091	49.691	26.139	1:50.921	78.97	0.477	12:32:39.530
5 -	***34.566***	***49.607***	26.504	1:50.677 **(2)**	79.14	0.233	12:34:30.207
6 -	34.615	49.930	***25.899***	***1:50.444*** **(1)**	***79.31***		***12:36:20.651***
7 -	35.046	49.625	26.047	1:50.718 **(3)**	79.11	0.274	12:38:11.369

P23 12 R Alexander LATHAM Yamaha -

IDEAL LAP TIME : 1:48.924 BEST LAP TIME : 1:49.761 DIFFERENCE : 0.837

LAP	SECTOR 1	SECTOR 2	SECTOR 3	LAP TIME	MPH	DIFF	TIME OF DAY
1 -		49.505	29.964	2:02.734	71.37	12.973	12:27:06.707
2 -	35.052	49.624	26.605	1:51.281	78.71	1.520	12:28:57.988
3 -	33.991	49.640	27.093	1:50.724 **(3)**	79.11	0.963	12:30:48.712
4 -	35.236	49.578	26.433	1:51.247	78.74	1.486	12:32:39.959
5 -	34.101	49.977	26.289	1:50.367 **(2)**	79.37	0.606	12:34:30.326
6 -	34.529	***49.005***	***26.227***	***1:49.761*** **(1)**	***79.80***		***12:36:20.087***
7 -	***33.692***	49.094	28.830	1:51.616	78.48	1.855	12:38:11.703

P24 88 Peter RANDALL Kawasaki -

IDEAL LAP TIME : 1:52.447 BEST LAP TIME : 1:52.958 DIFFERENCE : 0.511

LAP	SECTOR 1	SECTOR 2	SECTOR 3	LAP TIME	MPH	DIFF	TIME OF DAY
1 -		50.961	27.208	2:02.794	71.33	9.836	12:27:06.767
2 -	36.536	51.994	27.295	1:55.825	75.62	2.867	12:29:02.592
3 -	36.341	51.470	26.820	1:54.631	76.41	1.673	12:30:57.223
4 -	***35.509***	50.935	26.722	1:53.166 **(2)**	77.40	0.208	12:32:50.389
5 -	36.020	***50.411***	***26.527***	***1:52.958*** **(1)**	***77.54***		***12:34:43.347***
6 -	36.249	51.085	26.616	1:53.950 **(3)**	76.87	0.992	12:36:37.297
7 -	35.987	51.294	26.693	1:53.974	76.85	1.016	12:38:31.271

P25 999 R/S Jim DALTON Kawasaki - Mick Dale

IDEAL LAP TIME : 1:56.833 BEST LAP TIME : 1:56.991 DIFFERENCE : 0.158

LAP	SECTOR 1	SECTOR 2	SECTOR 3	LAP TIME	MPH	DIFF	TIME OF DAY
1 -		52.813	27.987	2:07.848	68.51	10.857	12:27:11.821
2 -	37.161	52.720	27.929	1:57.810 **(3)**	74.35	0.819	12:29:09.631
3 -	36.647	52.570	***27.774***	***1:56.991*** **(1)**	***74.87***		***12:31:06.622***
4 -	***36.531***	***52.528***	27.982	1:57.041 **(2)**	74.84	0.050	12:33:03.663
5 -	38.130	54.744	28.430	2:01.304	72.21	4.313	12:35:04.967
6 -	37.242	53.988	28.321	1:59.551	73.27	2.560	12:37:04.518

P26 17 S Andrew POCOCK Honda -

IDEAL LAP TIME : 2:03.291 BEST LAP TIME : 2:03.418 DIFFERENCE : 0.127

LAP	SECTOR 1	SECTOR 2	SECTOR 3	LAP TIME	MPH	DIFF	TIME OF DAY
1 -		55.803	29.511	2:13.332	65.69	9.914	12:27:17.305
2 -	40.235	56.119	29.790	2:06.144	69.44	2.726	12:29:23.449
3 -	39.779	55.401	29.063	2:04.243 **(3)**	70.50	0.825	12:31:27.692
4 -	***39.132***	***55.189***	29.097	***2:03.418*** **(1)**	***70.97***		***12:33:31.110***
5 -	39.567	55.225	***28.970***	2:03.762 **(2)**	70.77	0.344	12:35:34.872
6 -	39.982	56.082	29.794	2:05.858	69.60	2.440	12:37:40.730

P27 63 S Harry FOWLE Kawasaki - Team ELP A.Fowle Joinery

IDEAL LAP TIME : 1:41.737 BEST LAP TIME : 1:43.722 DIFFERENCE : 1.985

LAP	SECTOR 1	SECTOR 2	SECTOR 3	LAP TIME	MPH	DIFF	TIME OF DAY
1 -		***45.368***	***24.416***	1:47.934	81.15	4.212	12:26:51.907
2 -	***31.953***	46.203	25.566	***1:43.722*** **(1)**	***84.45***		***12:28:35.629***

Weather / Track : Sunny / Dry

Brands Hatch GP
Circuit Length = 2.4332 miles
Start: 12:25 Flag 12:36 End: 12:38

BMCRC - MRO Championships 2018 - Rnd 6 @ Brands Hatch GP

EDIasia Formula 400 inc Sub 64 & Rookies

RACE 6 - SECTOR ANALYSIS

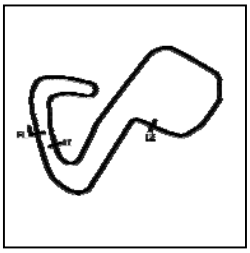

SECTOR 1 = FL to I1, SECTOR 2 = I1 to I2, SECTOR 3 = I2 to FL, DIFF = Difference To Personal Best Lap, P = Crossed Finish Line in Pit Lane, D = Time Disallowed

P28 19 R James SEATH Kawasaki - Ovenden

IDEAL LAP TIME : 1:46.097 BEST LAP TIME : 1:46.888 DIFFERENCE : 0.791

LAP	SECTOR 1	SECTOR 2	SECTOR 3	LAP TIME	MPH	DIFF	TIME OF DAY
1 -		49.348	25.323	1:56.897	74.93	10.009	12:27:00.870
2 -	34.856	***47.327***	***24.705***	***1:46.888*** **(1)**	***81.95***		***12:28:47.758***

P29 70 S Andrew BURSCOUGH Yamaha - Apollo Tuning

IDEAL LAP TIME : 1:54.711 BEST LAP TIME : DIFFERENCE :

LAP	SECTOR 1	SECTOR 2	SECTOR 3	LAP TIME	MPH	DIFF	TIME OF DAY
1 -		***51.353***	***26.699***	2:03.141	71.13		12:27:07.114

Weather / Track : Sunny / Dry

Brands Hatch GP
Circuit Length = 2.4332 miles
Start: 12:25 Flag 12:36 End: 12:38

BMCRC - MRO Championships 2018 - Rnd 6 @ Brands Hatch GP

EDIasia Formula 400 inc Sub 64 & Rookies

RACE 6 - BEST SECTORS

	SECTOR 1			SECTOR 2			SECTOR 3			IDEAL / BEST COMPARISON					
POS	NO	NAME	TIME	NO	NAME	TIME	NO	NAME	TIME	POS	NO	NAME	IDEAL	BEST	DIFF
												PERFECT LAP	1:38.335		
1	2	GILL	31.018	2	GILL	43.879	86	SCOTT	23.438	1	2	GILL	1:38.421	1:38.563	0.142
2	3	HENNING	31.393	14	BURRAGE	44.091	14	BURRAGE	23.467	2	14	BURRAGE	1:39.022	1:39.089	0.067
3	86	SCOTT	31.393	86	SCOTT	44.342	2	GILL	23.524	3	86	SCOTT	1:39.173	1:39.173	0.000
4	45	THOMPSON	31.441	3	HENNING	44.417	45	THOMPSON	23.570	4	45	THOMPSON	1:39.462	1:39.507	0.045
5	14	BURRAGE	31.464	45	THOMPSON	44.451	3	HENNING	23.756	5	3	HENNING	1:39.566	1:39.846	0.280
6	38	WOOD	31.721	38	WOOD	44.899	38	WOOD	23.973	6	38	WOOD	1:40.593	1:40.962	0.369
7	63	FOWLE	31.953	23	EVANS	44.945	16	WILKINS	24.174	7	23	EVANS	1:41.534	1:41.602	0.068
8	23	EVANS	32.234	63	FOWLE	45.368	23	EVANS	24.355	8	63	FOWLE	1:41.737	1:43.722	1.985
9	16	WILKINS	32.302	85	ROBINSON	45.765	63	FOWLE	24.416	9	16	WILKINS	1:42.282	1:42.716	0.434
10	90	RAPA	32.662	16	WILKINS	45.806	90	RAPA	24.508	10	90	RAPA	1:43.182	1:43.817	0.635
11	85	ROBINSON	32.695	90	RAPA	46.012	19	SEATH	24.705	11	85	ROBINSON	1:43.349	1:44.969	1.620
12	33	JOHNSTONE	32.706	93	GILMAN	46.250	93	GILMAN	24.712	12	93	GILMAN	1:44.029	1:45.055	1.026
13	84	SCHOFIELD	32.888	84	SCHOFIELD	46.310	33	JOHNSTONE	24.760	13	33	JOHNSTONE	1:44.035	1:44.544	0.509
14	93	GILMAN	33.067	33	JOHNSTONE	46.569	84	SCHOFIELD	24.888	14	84	SCHOFIELD	1:44.086	1:45.009	0.923
15	35	DIGBY-BAKER	33.518	19	SEATH	47.327	85	ROBINSON	24.889	15	19	SEATH	1:46.097	1:46.888	0.791
16	20	SWYER	33.524	26	THOMPSON	47.546	26	THOMPSON	24.960	16	26	THOMPSON	1:46.556	1:47.167	0.611
17	12	LATHAM	33.692	35	DIGBY-BAKER	47.684	52	JARMAN	25.269	17	35	DIGBY-BAKER	1:46.739	1:47.274	0.535
18	117	HARRIS	33.891	52	JARMAN	47.787	20	SWYER	25.485	18	52	JARMAN	1:46.981	1:47.779	0.798
19	52	JARMAN	33.925	57	FISHER	47.961	57	FISHER	25.492	19	117	HARRIS	1:47.727	1:47.852	0.125
20	26	THOMPSON	34.050	117	HARRIS	48.259	35	DIGBY-BAKER	25.537	20	57	FISHER	1:47.914	1:48.278	0.364
21	19	SEATH	34.065	71	BURNAL	48.541	117	HARRIS	25.577	21	20	SWYER	1:47.946	1:48.758	0.812
22	40	DINSMORE	34.104	40	DINSMORE	48.660	71	BURNAL	25.806	22	71	BURNAL	1:48.552	1:48.685	0.133
23	71	BURNAL	34.205	20	SWYER	48.937	9	COONEY	25.899	23	12	LATHAM	1:48.924	1:49.761	0.837
24	57	FISHER	34.461	12	LATHAM	49.005	40	DINSMORE	26.207	24	40	DINSMORE	1:48.971	1:49.059	0.088
25	9	COONEY	34.566	9	COONEY	49.607	12	LATHAM	26.227	25	9	COONEY	1:50.072	1:50.444	0.372
26	88	RANDALL	35.509	88	RANDALL	50.411	88	RANDALL	26.527	26	88	RANDALL	1:52.447	1:52.958	0.511
27	999	DALTON	36.531	70	BURSCOUGH	51.353	70	BURSCOUGH	26.699	27	70	BURSCOUGH	1:54.711		
28	70	BURSCOUGH	36.659	999	DALTON	52.528	999	DALTON	27.774	28	999	DALTON	1:56.833	1:56.991	0.158
29	17	POCOCK	39.132	17	POCOCK	55.189	17	POCOCK	28.970	29	17	POCOCK	2:03.291	2:03.418	0.127
30															

Weather / Track : Sunny / Dry

Brands Hatch GP
Circuit Length = 2.4332 miles
Start: 12:25 Flag 12:36 End: 12:38

Results can be found at www.tsl-timing.com

Printed - 12:40 Sunday, 08 July 2018

BMCRC - MRO Championships 2018 - Rnd 6 @ Brands Hatch GP

EDIasia Formula 400 inc Sub 64 & Rookies

RACE 16 - GRID (7 Laps)

ROW 11	33			32			31	5 Max HOUSE
ROW 10	30	22 Dave HARVIEK		29	70 Andrew BURSCOUGH	2:03.418	28	17 Andrew POCOCK
ROW 9	27	999 Jim DALTON	1:56.991	26	88 Peter RANDALL	1:52.958	25	9 Karl COONEY 1:50.444
ROW 8	24	12 Alexander LATHAM	1:49.761	23	40 Jonathan DINSMORE	1:49.059	22	20 Connor SWYER 1:48.758
ROW 7	21	71 Ben BURNAL	1:48.685	20	57 Paul FISHER	1:48.278	19	117 Jordan HARRIS 1:47.852
ROW 6	18	52 Gary JARMAN	1:47.779	17	35 Sam DIGBY-BAKER	1:47.274	16	26 Lydia THOMPSON 1:47.167
ROW 5	15	19 James SEATH	1:46.888	14	93 William GILMAN	1:45.055	13	84 Gavin SCHOFIELD 1:45.009
ROW 4	12	85 James ROBINSON	1:44.969	11	33 Carl JOHNSTONE	1:44.544	10	90 Steve RAPA 1:43.817
ROW 3	9	63 Harry FOWLE	1:43.722	8	16 Andrew WILKINS	1:42.716	7	23 Tham EVANS 1:41.602
ROW 2	6	38 Hayden WOOD	1:40.962	5	3 Gary HENNING	1:39.846	4	45 Mark THOMPSON 1:39.507
ROW 1	3	86 Mathew SCOTT	1:39.173	2	14 Chris BURRAGE	1:39.089	1	2 Andrew GILL 1:38.563

Pole

Brands Hatch GP
Circuit Length = 2.4332 miles

These results are provisional until the conclusion of any judicial and technical matters.

Clerk Of Course :		Timekeeper :

Results can be found at www.tsl-timing.com

Printed - 12:41 Sunday, 08 July 2018

BMCRC - MRO Championships 2018 - Rnd 6 @ Brands Hatch GP

EDIasia Formula 400 inc Sub 64 & Rookies

RACE 16 - CLASSIFICATION

POS	NO	CL	PIC	NAME	ENTRY	LAPS	TIME	GAP	DIFF	MPH	BEST	ON
1	14		1	Chris BURRAGE	Kawasaki - Seton tuning	6	9:56.723			88.07	1:38.321	4
2	2		2	Andrew GILL	Kawasaki - RMKD Racing	6	10:00.491	3.768	3.768	87.52	1:38.857	3
3	86		3	Mathew SCOTT	Kawasaki -	6	10:09.069	12.346	8.578	86.29	1:39.862	4
4	3		4	Gary HENNING	Kawasaki - SGT motorcycles	6	10:09.119	12.396	0.050	86.28	1:40.192	6
5	45		5	Mark THOMPSON	Kawasaki - Flintstone Tyres / David Simon Tuning	6	10:09.184	12.461	0.065	86.27	1:40.154	2
6	63	S	1	Harry FOWLE	Kawasaki - Team ELP A.Fowle Joinery	6	10:09.678	12.955	0.494	86.20	1:40.255	4
7	38	S	2	Hayden WOOD	Kawasaki -	6	10:10.725	14.002	1.047	86.06	1:40.327	2
8	23	S	3	Tham EVANS	Honda - Vanilla Electronics / GF racing	6	10:18.681	21.958	7.956	84.95	1:41.192	3
9	33	S	4	Carl JOHNSTONE	Yamaha - EDIasia	6	10:31.942	35.219	13.261	83.17	1:43.474	4
10	93		6	William GILMAN	Kawasaki -	6	10:38.809	42.086	6.867	82.27	1:44.157	2
11	22		7	Dave HARVIEK	Kawasaki - HRC & Fatty's Cake Shop	6	10:47.266	50.543	8.457	81.20	1:44.272	3
12	26		8	Lydia THOMPSON	Kawasaki - Flintstone Racing - David Simons Tuning	6	10:47.387	50.664	0.121	81.18	1:45.103	3
13	84	S	5	Gavin SCHOFIELD	Honda -	6	10:47.542	50.819	0.155	81.16	1:45.083	2
14	85 *		9	James ROBINSON	Kawasaki - claire palastanga ceramics	6	10:48.892	52.169	1.350	80.99	1:43.721	3
15	52		10	Gary JARMAN	Kawasaki - G & S Motorcycle tyres	5	8:59.705	1 Lap	1 Lap	81.15	1:45.842	3
16	117	S	6	Jordan HARRIS	Kawasaki -	5	9:10.418	1 Lap	10.713	79.57	1:48.098	3
17	20	R	1	Connor SWYER	Kawasaki - owkay clothing & EBC brakes	5	9:10.475	1 Lap	0.057	79.56	1:48.036	3
18	35	S	7	Sam DIGBY-BAKER	Kawasaki -	5	9:12.169	1 Lap	1.694	79.32	1:47.716	3
19	57		11	Paul FISHER	Kawasaki -	5	9:13.844	1 Lap	1.675	79.08	1:48.230	2
20	71	S	8	Ben BURNAL	Honda - Violent running syndicate	5	9:17.167	1 Lap	3.323	78.61	1:49.324	2
21	12	R	2	Alexander LATHAM	Yamaha -	5	9:17.412	1 Lap	0.245	78.57	1:48.895	2
22	9		12	Karl COONEY	Kawasaki -	5	9:30.749	1 Lap	13.337	76.73	1:51.489	2
23	88		13	Peter RANDALL	Kawasaki -	5	9:44.555	1 Lap	13.806	74.92	1:54.815	2
24	999	R/S	1	Jim DALTON	Kawasaki - Mick Dale	5	9:57.693	1 Lap	13.138	73.28	1:55.516	2
25	17	S	9	Andrew POCOCK	Honda -	5	10:38.443	1 Lap	40.750	68.60	2:04.975	3
26	19	R	3	James SEATH	Kawasaki - Ovenden	4	8:50.810	2 Laps	1 Lap	66.01	2:06.037	4
					NOT CLASSIFIED							
DNF	40	R/S		Jonathan DINSMORE	Honda - RJs Car Restorations	5	9:17.433	1 Lap	0.000	78.57	1:48.485	2
DNF	90	S		Steve RAPA	Honda - David Simon Tuning	3	5:18.135	3 Laps	2 Laps	82.60	1:44.050	2
DNF	16	S		Andrew WILKINS	Kawasaki - David Simon Tuning	3	5:18.307	3 Laps	0.172	82.56	1:43.737	3

FASTEST LAP

14		Chris BURRAGE	Kawasaki - Seton tuning	4	1:38.321	89.09 mph	143.38 kph
63	S	Harry FOWLE	Kawasaki - Team ELP A.Fowle Joinery	4	1:40.255	87.37 mph	140.61 kph
20	R	Connor SWYER	Kawasaki - owkay clothing & EBC brakes	3	1:48.036	81.08 mph	130.48 kph
40	R/S	Jonathan DINSMORE	Honda - RJs Car Restorations	2	1:48.485	80.74 mph	129.94 kph

*** No. 85 - 10 second penalty - jump start**
Race stopped
Class - 92.5% of Race Speed = 81.46 mph
Class S - 92.5% of Race Speed = 79.73 mph
Class R - 92.5% of Race Speed = 73.59 mph
Class R/S - 92.5% of Race Speed = 67.78 mph

Brands Hatch GP
Circuit Length = 2.4332 miles
Start: 16:09 Flag 16:19 End: 16:21

Weather / Track : Sunny / Dry
These results are provisional until the conclusion of any judicial and technical matters.

Clerk Of Course :		Timekeeper :

Results can be found at www.tsl-timing.com

Printed - 16:25 Sunday, 08 July 2018

BMCRC - MRO Championships 2018 - Rnd 6 @ Brands Hatch GP

EDIasia Formula 400 inc Sub 64 & Rookies

RACE 16 - LAP CHART

LAP 1 @ 16:11:21.569

NO	BEHIND	LAP TIME
14		1:43.620
2	0.933	1:44.553
3	2.084	1:45.704
86	2.419	1:46.039
45	2.706	1:46.326
38	3.240	1:46.860
63	3.738	1:47.358
23	4.583	1:48.203
90	6.296	1:49.916
33	6.676	1:50.296
16	7.140	1:50.760
84	8.722	1:52.342
93	8.898	1:52.518
85	9.051	1:52.671
52	9.816	1:53.436
26	10.970	1:54.590
57	11.631	1:55.251
22	12.201	1:55.821
117	13.606	1:57.226
20	14.063	1:57.683
71	14.658	1:58.278
35	14.713	1:58.333
12	15.311	1:58.931
40	15.929	1:59.549
9	17.174	2:00.794
88	18.082	2:01.702
999	21.338	2:04.958
17	28.505	2:12.125
19	39.682	2:23.302

LAP 2 @ 16:13:00.382

NO	BEHIND	LAP TIME
14		1:38.813
2	1.362	1:39.242
3	3.853	1:40.582
45	4.047	1:40.154
86	4.197	1:40.591
38	4.754	1:40.327
63	5.181	1:40.256
23	7.597	1:41.827
90	11.533	1:44.050
33	12.122	1:44.259
16	12.137	1:43.810
93	14.242	1:44.157
84	14.992	1:45.083
85	15.271	1:45.033
52	17.186	1:46.183
26	18.287	1:46.130
57	21.048	1:48.230
22	21.151	1:47.763
117	23.378	1:48.585
20	23.528	1:48.278
35	24.111	1:48.211
71	25.169	1:49.324
12	25.393	1:48.895
40	25.601	1:48.485
9	29.850	1:51.489
88	34.084	1:54.815
999	38.041	1:55.516
17	56.520	2:06.828
19	1:12.904	2:12.035

LAP 3 @ 16:14:38.757

NO	BEHIND	LAP TIME
14		1:38.375
2	1.844	1:38.857
45	6.437	1:40.765
3	7.036	1:41.558
86	7.155	1:41.333
38	7.696	1:41.317
63	7.740	1:40.934
23	10.414	1:41.192
90	17.327	1:44.169
16	17.499	1:43.737
33	18.709	1:44.962
93	20.520	1:44.653
85	20.617	1:43.721
84	22.574	1:45.957
52	24.653	1:45.842
26	25.015	1:45.103
22	27.048	1:44.272
57	32.819	1:50.146
117	33.101	1:48.098
20	33.189	1:48.036
35	33.452	1:47.716
71	36.141	1:49.347
40	36.332	1:49.106
12	36.402	1:49.384
9	43.911	1:52.436
88	52.287	1:56.578
999	57.146	1:57.480
17	1:23.120	2:04.975

LAP 4 @ 16:16:17.078

NO	BEHIND	LAP TIME
14		1:38.321
2	2.512	1:38.989
19	1 Lap	2:09.436
86	8.696	1:39.862
45	8.769	1:40.653
3	9.214	1:40.499
63	9.674	1:40.255
38	10.191	1:40.816
23	13.898	1:41.805
33	23.862	1:43.474
93	27.189	1:44.990
85	28.277	1:45.981
84	32.075	1:47.822
52	33.124	1:46.792
26	33.249	1:46.555
22	33.615	1:44.888
117	43.084	1:48.304
20	43.240	1:48.372
57	44.934	1:50.436
35	45.172	1:50.041
71	47.938	1:50.118
12	48.320	1:50.239
40	49.123	1:51.112
9	58.726	1:53.136
88	1:10.016	1:56.050
999	1:17.543	1:58.718

LAP 5 @ 16:17:55.835

NO	BEHIND	LAP TIME
14		1:38.757
2	3.494	1:39.739
86	10.251	1:40.312
45	10.795	1:40.783
3	11.041	1:40.584
63	11.513	1:40.596
38	12.318	1:40.884
17	1 Lap	2:06.705
23	18.042	1:42.901
33	29.648	1:44.543
19	1 Lap	2:06.037
93	34.036	1:45.604
85	34.739	1:45.219
84	41.021	1:47.703
52	41.819	1:47.452
22	41.919	1:47.061
26	42.128	1:47.636
117	52.532	1:48.205
20	52.589	1:48.106
35	54.283	1:47.868
57	55.958	1:49.781
71	59.281	1:50.100
12	59.526	1:49.963
40	59.547	1:49.181
9	1:12.863	1:52.894
88	1:26.669	1:55.410

LAP 6 @ 16:19:34.672

NO	BEHIND	LAP TIME
14		1:38.837
999	1 Lap	2:01.021
2	3.768	1:39.111
86	12.346	1:40.932
3	12.396	1:40.192
45	12.461	1:40.503
63	12.955	1:40.279
38	14.002	1:40.521
23	21.958	1:42.753
33	35.219	1:44.408
17	1 Lap	2:07.810
93	42.086	1:46.887
85	42.169	1:46.267
22	50.543	1:47.461
26	50.664	1:47.373
84	50.819	1:48.635

Weather / Track : Sunny / Dry

Brands Hatch GP
Circuit Length = 2.4332 miles
Start: 16:09 Flag 16:19 End: 16:21

BMCRC - MRO Championships 2018 - Rnd 6 @ Brands Hatch GP

EDIasia Formula 400 inc Sub 64 & Rookies

RACE 16 - SECTOR ANALYSIS

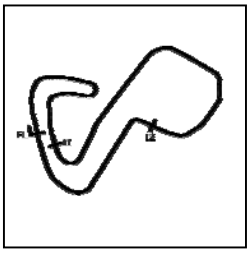

SECTOR 1 = FL to I1, SECTOR 2 = I1 to I2, SECTOR 3 = I2 to FL, DIFF = Difference To Personal Best Lap, P = Crossed Finish Line in Pit Lane, D = Time Disallowed

P1 14 Chris BURRAGE Kawasaki - Seton tuning

IDEAL LAP TIME : 1:38.171 BEST LAP TIME : 1:38.321 DIFFERENCE : 0.150

LAP	SECTOR 1	SECTOR 2	SECTOR 3	LAP TIME	MPH	DIFF	TIME OF DAY
1 -		44.291	23.401	1:43.620	84.53	5.299	16:11:21.569
2 -	31.248	44.142	23.423	1:38.813	88.65	0.492	16:13:00.382
3 -	***30.975***	44.007	***23.393***	1:38.375 **(2)**	89.04	0.054	16:14:38.757
4 -	31.010	***43.803***	23.508	***1:38.321*** **(1)**	***89.09***		***16:16:17.078***
5 -	31.011	44.329	23.417	1:38.757 **(3)**	88.70	0.436	16:17:55.835
6 -	31.036	44.140	23.661	1:38.837	88.62	0.516	16:19:34.672

P2 2 Andrew GILL Kawasaki - RMKD Racing

IDEAL LAP TIME : 1:38.674 BEST LAP TIME : 1:38.857 DIFFERENCE : 0.183

LAP	SECTOR 1	SECTOR 2	SECTOR 3	LAP TIME	MPH	DIFF	TIME OF DAY
1 -		44.856	23.761	1:44.553	83.78	5.696	16:11:22.502
2 -	31.062	44.365	23.815	1:39.242	88.26	0.385	16:13:01.744
3 -	30.855	44.297	***23.705***	***1:38.857*** **(1)**	***88.61***		***16:14:40.601***
4 -	30.821	***44.222***	23.946	1:38.989 **(2)**	88.49	0.132	16:16:19.590
5 -	31.043	44.838	23.858	1:39.739	87.82	0.882	16:17:59.329
6 -	***30.747***	44.283	24.081	1:39.111 **(3)**	88.38	0.254	16:19:38.440

P3 86 Mathew SCOTT Kawasaki -

IDEAL LAP TIME : 1:39.567 BEST LAP TIME : 1:39.862 DIFFERENCE : 0.295

LAP	SECTOR 1	SECTOR 2	SECTOR 3	LAP TIME	MPH	DIFF	TIME OF DAY
1 -		45.182	24.020	1:46.039	82.60	6.177	16:11:23.988
2 -	32.041	***44.619***	23.931	1:40.591 **(3)**	87.08	0.729	16:13:04.579
3 -	32.238	45.292	23.803	1:41.333	86.44	1.471	16:14:45.912
4 -	31.466	44.660	***23.736***	***1:39.862*** **(1)**	***87.71***		***16:16:25.774***
5 -	***31.212***	44.779	24.321	1:40.312 **(2)**	87.32	0.450	16:18:06.086
6 -	31.348	45.401	24.183	1:40.932	86.78	1.070	16:19:47.018

P4 3 Gary HENNING Kawasaki - SGT motorcycles

IDEAL LAP TIME : 1:39.989 BEST LAP TIME : 1:40.192 DIFFERENCE : 0.203

LAP	SECTOR 1	SECTOR 2	SECTOR 3	LAP TIME	MPH	DIFF	TIME OF DAY
1 -		***44.528***	24.074	1:45.704	82.87	5.512	16:11:23.653
2 -	***31.600***	44.837	24.145	1:40.582 **(3)**	87.09	0.390	16:13:04.235
3 -	32.304	45.344	23.910	1:41.558	86.25	1.366	16:14:45.793
4 -	31.940	44.698	***23.861***	1:40.499 **(2)**	87.16	0.307	16:16:26.292
5 -	31.944	44.653	23.987	1:40.584	87.08	0.392	16:18:06.876
6 -	31.640	44.533	24.019	***1:40.192*** **(1)**	***87.43***		***16:19:47.068***

P5 45 Mark THOMPSON Kawasaki - Flintstone Tyres / David Simon Tuning

IDEAL LAP TIME : 1:39.485 BEST LAP TIME : 1:40.154 DIFFERENCE : 0.669

LAP	SECTOR 1	SECTOR 2	SECTOR 3	LAP TIME	MPH	DIFF	TIME OF DAY
1 -		44.675	24.102	1:46.326	82.38	6.172	16:11:24.275
2 -	31.395	44.611	24.148	***1:40.154*** **(1)**	***87.46***		***16:13:04.429***
3 -	31.850	45.085	23.830	1:40.765	86.93	0.611	16:14:45.194
4 -	31.918	45.066	***23.669***	1:40.653 **(3)**	87.03	0.499	16:16:25.847
5 -	31.535	***44.574***	24.674	1:40.783	86.91	0.629	16:18:06.630
6 -	***31.242***	45.325	23.936	1:40.503 **(2)**	87.16	0.349	16:19:47.133

P6 63 S Harry FOWLE Kawasaki - Team ELP A.Fowle Joinery

IDEAL LAP TIME : 1:40.166 BEST LAP TIME : 1:40.255 DIFFERENCE : 0.089

LAP	SECTOR 1	SECTOR 2	SECTOR 3	LAP TIME	MPH	DIFF	TIME OF DAY
1 -		45.204	23.859	1:47.358	81.59	7.103	16:11:25.307
2 -	31.676	***44.734***	23.846	1:40.256 **(2)**	87.37	0.001	16:13:05.563
3 -	31.828	44.992	24.114	1:40.934	86.78	0.679	16:14:46.497
4 -	31.648	44.795	***23.812***	***1:40.255*** **(1)**	***87.37***		***16:16:26.752***
5 -	31.802	44.899	23.895	1:40.596	87.07	0.341	16:18:07.348

Weather / Track : Sunny / Dry

Brands Hatch GP
Circuit Length = 2.4332 miles
Start: 16:09 Flag 16:19 End: 16:21

BMCRC - MRO Championships 2018 - Rnd 6 @ Brands Hatch GP

EDIasia Formula 400 inc Sub 64 & Rookies

RACE 16 - SECTOR ANALYSIS

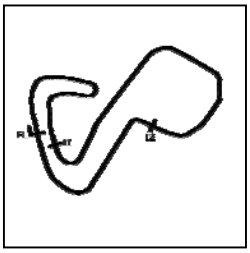

SECTOR 1 = FL to I1, SECTOR 2 = I1 to I2, SECTOR 3 = I2 to FL, DIFF = Difference To Personal Best Lap, P = Crossed Finish Line in Pit Lane, D = Time Disallowed

6 -	***31.620***	44.765	23.894	1:40.279 **(3)**	87.35	0.024	16:19:47.627

P7 38 S Hayden WOOD Kawasaki -

IDEAL LAP TIME : 1:40.156 BEST LAP TIME : 1:40.327 DIFFERENCE : 0.171

LAP	SECTOR 1	SECTOR 2	SECTOR 3	LAP TIME	MPH	DIFF	TIME OF DAY
1 -		45.453	23.850	1:46.860	81.97	6.533	16:11:24.809
2 -	31.692	44.850	***23.785***	***1:40.327*** **(1)**	***87.31***		***16:13:05.136***
3 -	31.999	45.161	24.157	1:41.317	86.45	0.990	16:14:46.453
4 -	32.206	***44.763***	23.847	1:40.816 **(3)**	86.88	0.489	16:16:27.269
5 -	31.846	44.855	24.183	1:40.884	86.83	0.557	16:18:08.153
6 -	***31.608***	44.850	24.063	1:40.521 **(2)**	87.14	0.194	16:19:48.674

P8 23 S Tham EVANS Honda - Vanilla Electronics / GF racing

IDEAL LAP TIME : 1:40.938 BEST LAP TIME : 1:41.192 DIFFERENCE : 0.254

LAP	SECTOR 1	SECTOR 2	SECTOR 3	LAP TIME	MPH	DIFF	TIME OF DAY
1 -		46.208	***24.168***	1:48.203	80.95	7.011	16:11:26.152
2 -	31.743	45.814	24.270	1:41.827 **(3)**	86.02	0.635	16:13:07.979
3 -	***31.681***	***45.089***	24.422	***1:41.192*** **(1)**	***86.56***		***16:14:49.171***
4 -	31.849	45.553	24.403	1:41.805 **(2)**	86.04	0.613	16:16:30.976
5 -	32.042	46.105	24.754	1:42.901	85.12	1.709	16:18:13.877
6 -	32.098	45.765	24.890	1:42.753	85.25	1.561	16:19:56.630

P9 33 S Carl JOHNSTONE Yamaha - EDIasia

IDEAL LAP TIME : 1:43.236 BEST LAP TIME : 1:43.474 DIFFERENCE : 0.238

LAP	SECTOR 1	SECTOR 2	SECTOR 3	LAP TIME	MPH	DIFF	TIME OF DAY
1 -		***46.177***	***24.589***	1:50.296	79.42	6.822	16:11:28.245
2 -	32.760	46.683	24.816	1:44.259 **(2)**	84.02	0.785	16:13:12.504
3 -	33.218	46.744	25.000	1:44.962	83.45	1.488	16:14:57.466
4 -	***32.470***	46.193	24.811	***1:43.474*** **(1)**	***84.65***		***16:16:40.940***
5 -	32.602	46.499	25.442	1:44.543	83.79	1.069	16:18:25.483
6 -	32.694	46.573	25.141	1:44.408 **(3)**	83.90	0.934	16:20:09.891

P10 93 William GILMAN Kawasaki -

IDEAL LAP TIME : 1:43.897 BEST LAP TIME : 1:44.157 DIFFERENCE : 0.260

LAP	SECTOR 1	SECTOR 2	SECTOR 3	LAP TIME	MPH	DIFF	TIME OF DAY
1 -		46.838	25.007	1:52.518	77.85	8.361	16:11:30.467
2 -	33.073	***46.438***	***24.646***	***1:44.157*** **(1)**	***84.10***		***16:13:14.624***
3 -	***32.813***	46.977	24.863	1:44.653 **(2)**	83.70	0.496	16:14:59.277
4 -	33.173	46.964	24.853	1:44.990 **(3)**	83.43	0.833	16:16:44.267
5 -	33.397	47.183	25.024	1:45.604	82.94	1.447	16:18:29.871
6 -	33.995	47.071	25.821	1:46.887	81.95	2.730	16:20:16.758

P11 22 Dave HARVIEK Kawasaki - HRC & Fatty's Cake Shop

IDEAL LAP TIME : 1:43.876 BEST LAP TIME : 1:44.272 DIFFERENCE : 0.396

LAP	SECTOR 1	SECTOR 2	SECTOR 3	LAP TIME	MPH	DIFF	TIME OF DAY
1 -		47.613	***24.707***	1:55.821	75.63	11.549	16:11:33.770
2 -	34.382	47.703	25.678	1:47.763	81.28	3.491	16:13:21.533
3 -	33.250	***46.281***	24.741	***1:44.272*** **(1)**	***84.00***		***16:15:05.805***
4 -	***32.888***	46.646	25.354	1:44.888 **(2)**	83.51	0.616	16:16:50.693
5 -	34.105	47.588	25.368	1:47.061 **(3)**	81.82	2.789	16:18:37.754
6 -	34.464	47.705	25.292	1:47.461	81.51	3.189	16:20:25.215

P12 26 Lydia THOMPSON Kawasaki - Flintstone Racing - David Simons Tuning

IDEAL LAP TIME : 1:45.103 BEST LAP TIME : 1:45.103 DIFFERENCE : 0.000

LAP	SECTOR 1	SECTOR 2	SECTOR 3	LAP TIME	MPH	DIFF	TIME OF DAY
1 -		47.490	25.331	1:54.590	76.44	9.487	16:11:32.539
2 -	33.943	47.055	25.132	1:46.130 **(2)**	82.53	1.027	16:13:18.669
3 -	***33.392***	***46.836***	***24.875***	***1:45.103*** **(1)**	***83.34***		***16:15:03.772***

Weather / Track : Sunny / Dry

Brands Hatch GP
Circuit Length = 2.4332 miles
Start: 16:09 Flag 16:19 End: 16:21

BMCRC - MRO Championships 2018 - Rnd 6 @ Brands Hatch GP

EDIasia Formula 400 inc Sub 64 & Rookies

RACE 16 - SECTOR ANALYSIS

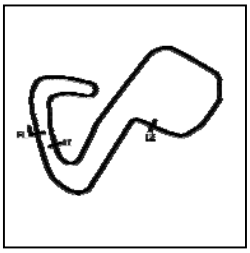

SECTOR 1 = FL to I1, SECTOR 2 = I1 to I2, SECTOR 3 = I2 to FL, DIFF = Difference To Personal Best Lap, P = Crossed Finish Line in Pit Lane, D = Time Disallowed

4 -	33.743	47.461	25.351	1:46.555 **(3)**	82.20	1.452	16:16:50.327
5 -	34.720	47.726	25.190	1:47.636	81.38	2.533	16:18:37.963
6 -	34.681	47.564	25.128	1:47.373	81.58	2.270	16:20:25.336

P13 84 S Gavin SCHOFIELD Honda -

IDEAL LAP TIME : 1:45.083 BEST LAP TIME : 1:45.083 DIFFERENCE : 0.000

LAP	SECTOR 1	SECTOR 2	SECTOR 3	LAP TIME	MPH	DIFF	TIME OF DAY
1 -		47.147	25.342	1:52.342	77.97	7.259	16:11:30.291
2 -	***33.293***	***46.656***	***25.134***	***1:45.083*** **(1)**	***83.36***		***16:13:15.374***
3 -	33.402	47.138	25.417	1:45.957 **(2)**	82.67	0.874	16:15:01.331
4 -	33.493	48.490	25.839	1:47.822	81.24	2.739	16:16:49.153
5 -	33.787	48.202	25.714	1:47.703 **(3)**	81.33	2.620	16:18:36.856
6 -	34.074	48.656	25.905	1:48.635	80.63	3.552	16:20:25.491

P14 85 James ROBINSON Kawasaki - claire palastanga ceramics

IDEAL LAP TIME : 1:43.617 BEST LAP TIME : 1:43.721 DIFFERENCE : 0.104

LAP	SECTOR 1	SECTOR 2	SECTOR 3	LAP TIME	MPH	DIFF	TIME OF DAY
1 -		47.303	24.817	1:52.671	77.74	8.950	16:11:30.620
2 -	33.270	46.862	24.901	1:45.033 **(2)**	83.40	1.312	16:13:15.653
3 -	***32.688***	***46.263***	24.770	***1:43.721*** **(1)**	***84.45***		***16:14:59.374***
4 -	33.486	46.957	25.538	1:45.981	82.65	2.260	16:16:45.355
5 -	34.208	46.345	***24.666***	1:45.219 **(3)**	83.25	1.498	16:18:30.574
6 -	33.807	46.934	25.526	1:46.267	82.43	2.546	16:20:16.841

P15 52 Gary JARMAN Kawasaki - G & S Motorcycle tyres

IDEAL LAP TIME : 1:45.310 BEST LAP TIME : 1:45.842 DIFFERENCE : 0.532

LAP	SECTOR 1	SECTOR 2	SECTOR 3	LAP TIME	MPH	DIFF	TIME OF DAY
1 -		47.099	***24.910***	1:53.436	77.22	7.594	16:11:31.385
2 -	33.816	***46.887***	25.480	1:46.183 **(2)**	82.49	0.341	16:13:17.568
3 -	33.666	47.157	25.019	***1:45.842*** **(1)**	***82.76***		***16:15:03.410***
4 -	***33.513***	47.666	25.613	1:46.792 **(3)**	82.02	0.950	16:16:50.202
5 -	34.245	47.815	25.392	1:47.452	81.52	1.610	16:18:37.654

P16 117 S Jordan HARRIS Kawasaki -

IDEAL LAP TIME : 1:46.954 BEST LAP TIME : 1:48.098 DIFFERENCE : 1.144

LAP	SECTOR 1	SECTOR 2	SECTOR 3	LAP TIME	MPH	DIFF	TIME OF DAY
1 -		49.478	***25.599***	1:57.226	74.72	9.128	16:11:35.175
2 -	34.206	48.499	25.880	1:48.585	80.67	0.487	16:13:23.760
3 -	33.982	48.417	25.699	***1:48.098*** **(1)**	***81.03***		***16:15:11.858***
4 -	34.815	***47.777***	25.712	1:48.304 **(3)**	80.88	0.206	16:17:00.162
5 -	33.896	48.295	26.014	1:48.205 **(2)**	80.95	0.107	16:18:48.367

P17 20 R Connor SWYER Kawasaki - owkay clothing & EBC brakes

IDEAL LAP TIME : 1:46.782 BEST LAP TIME : 1:48.036 DIFFERENCE : 1.254

LAP	SECTOR 1	SECTOR 2	SECTOR 3	LAP TIME	MPH	DIFF	TIME OF DAY
1 -		49.482	25.840	1:57.683	74.43	9.647	16:11:35.632
2 -	34.524	48.222	***25.532***	1:48.278 **(3)**	80.90	0.242	16:13:23.910
3 -	***33.690***	48.355	25.991	***1:48.036*** **(1)**	***81.08***		***16:15:11.946***
4 -	34.099	48.268	26.005	1:48.372	80.83	0.336	16:17:00.318
5 -	34.131	47.863	26.112	1:48.106 **(2)**	81.03	0.070	16:18:48.424

P18 35 S Sam DIGBY-BAKER Kawasaki -

IDEAL LAP TIME : 1:47.011 BEST LAP TIME : 1:47.716 DIFFERENCE : 0.705

LAP	SECTOR 1	SECTOR 2	SECTOR 3	LAP TIME	MPH	DIFF	TIME OF DAY
1 -		49.102	25.737	1:58.333	74.02	10.617	16:11:36.282
2 -	***33.997***	48.574	***25.640***	1:48.211 **(3)**	80.95	0.495	16:13:24.493
3 -	34.173	47.872	25.671	***1:47.716*** **(1)**	***81.32***		***16:15:12.209***
4 -	34.968	48.818	26.255	1:50.041	79.60	2.325	16:17:02.250

Weather / Track : Sunny / Dry

Brands Hatch GP
Circuit Length = 2.4332 miles
Start: 16:09 Flag 16:19 End: 16:21

BMCRC - MRO Championships 2018 - Rnd 6 @ Brands Hatch GP

EDIasia Formula 400 inc Sub 64 & Rookies

RACE 16 - SECTOR ANALYSIS

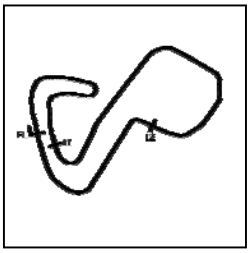

SECTOR 1 = FL to I1, SECTOR 2 = I1 to I2, SECTOR 3 = I2 to FL, DIFF = Difference To Personal Best Lap, P = Crossed Finish Line in Pit Lane, D = Time Disallowed

5 -	34.181	47.843	25.844	1:47.868 **(2)**	81.20	0.152	16:18:50.118

P19 57 Paul FISHER Kawasaki -

IDEAL LAP TIME : 1:47.787 BEST LAP TIME : 1:48.230 DIFFERENCE : 0.443

LAP	SECTOR 1	SECTOR 2	SECTOR 3	LAP TIME	MPH	DIFF	TIME OF DAY
1 -		47.835	***25.330***	1:55.251	76.00	7.021	16:11:33.200
2 -	***34.755***	***47.702***	25.773	***1:48.230*** **(1)**	***80.93***		***16:13:21.430***
3 -	34.955	48.582	26.609	1:50.146 **(3)**	79.52	1.916	16:15:11.576
4 -	35.151	49.130	26.155	1:50.436	79.32	2.206	16:17:02.012
5 -	35.004	48.631	26.146	1:49.781 **(2)**	79.79	1.551	16:18:51.793

P20 71 S Ben BURNAL Honda - Violent running syndicate

IDEAL LAP TIME : 1:48.766 BEST LAP TIME : 1:49.324 DIFFERENCE : 0.558

LAP	SECTOR 1	SECTOR 2	SECTOR 3	LAP TIME	MPH	DIFF	TIME OF DAY
1 -		49.945	***25.877***	1:58.278	74.06	8.954	16:11:36.227
2 -	34.536	***48.708***	26.080	***1:49.324*** **(1)**	***80.12***		***16:13:25.551***
3 -	34.394	48.917	26.036	1:49.347 **(2)**	80.11	0.023	16:15:14.898
4 -	34.299	49.146	26.673	1:50.118	79.54	0.794	16:17:05.016
5 -	34.771	49.255	26.074	1:50.100 **(3)**	79.56	0.776	16:18:55.116

P21 12 R Alexander LATHAM Yamaha -

IDEAL LAP TIME : 1:48.332 BEST LAP TIME : 1:48.895 DIFFERENCE : 0.563

LAP	SECTOR 1	SECTOR 2	SECTOR 3	LAP TIME	MPH	DIFF	TIME OF DAY
1 -		49.761	***25.571***	1:58.931	73.65	10.036	16:11:36.880
2 -	***34.049***	***48.712***	26.134	***1:48.895*** **(1)**	***80.44***		***16:13:25.775***
3 -	34.470	49.103	25.811	1:49.384 **(2)**	80.08	0.489	16:15:15.159
4 -	34.373	49.070	26.796	1:50.239	79.46	1.344	16:17:05.398
5 -	34.565	49.261	26.137	1:49.963 **(3)**	79.66	1.068	16:18:55.361

P22 9 Karl COONEY Kawasaki -

IDEAL LAP TIME : 1:51.346 BEST LAP TIME : 1:51.489 DIFFERENCE : 0.143

LAP	SECTOR 1	SECTOR 2	SECTOR 3	LAP TIME	MPH	DIFF	TIME OF DAY
1 -		50.657	***26.259***	2:00.794	72.51	9.305	16:11:38.743
2 -	35.093	***50.059***	26.337	***1:51.489*** **(1)**	***78.57***		***16:13:30.232***
3 -	35.377	50.651	26.408	1:52.436 **(2)**	77.90	0.947	16:15:22.668
4 -	35.513	50.526	27.097	1:53.136	77.42	1.647	16:17:15.804
5 -	35.484	50.398	27.012	1:52.894 **(3)**	77.59	1.405	16:19:08.698

P23 88 Peter RANDALL Kawasaki -

IDEAL LAP TIME : 1:53.508 BEST LAP TIME : 1:54.815 DIFFERENCE : 1.307

LAP	SECTOR 1	SECTOR 2	SECTOR 3	LAP TIME	MPH	DIFF	TIME OF DAY
1 -		***51.079***	***26.454***	2:01.702	71.97	6.887	16:11:39.651
2 -	36.561	51.189	27.065	***1:54.815*** **(1)**	***76.29***		***16:13:34.466***
3 -	36.730	51.518	28.330	1:56.578	75.14	1.763	16:15:31.044
4 -	36.907	51.406	27.737	1:56.050 **(3)**	75.48	1.235	16:17:27.094
5 -	36.198	51.103	28.109	1:55.410 **(2)**	75.90	0.595	16:19:22.504

P24 999 R/S Jim DALTON Kawasaki - Mick Dale

IDEAL LAP TIME : 1:55.076 BEST LAP TIME : 1:55.516 DIFFERENCE : 0.440

LAP	SECTOR 1	SECTOR 2	SECTOR 3	LAP TIME	MPH	DIFF	TIME OF DAY
1 -		52.197	***27.538***	2:04.958	70.10	9.442	16:11:42.907
2 -	***35.360***	***52.178***	27.978	***1:55.516*** **(1)**	***75.83***		***16:13:38.423***
3 -	35.854	53.505	28.121	1:57.480 **(2)**	74.56	1.964	16:15:35.903
4 -	36.578	53.019	29.121	1:58.718 **(3)**	73.78	3.202	16:17:34.621
5 -	37.421	53.781	29.819	2:01.021	72.38	5.505	16:19:35.642

Weather / Track : Sunny / Dry

Brands Hatch GP
Circuit Length = 2.4332 miles
Start: 16:09 Flag 16:19 End: 16:21

BMCRC - MRO Championships 2018 - Rnd 6 @ Brands Hatch GP

EDIasia Formula 400 inc Sub 64 & Rookies

RACE 16 - SECTOR ANALYSIS

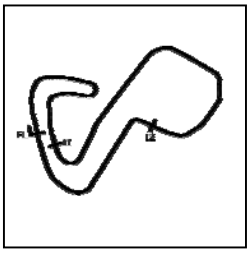

SECTOR 1 = FL to I1, SECTOR 2 = I1 to I2, SECTOR 3 = I2 to FL, DIFF = Difference To Personal Best Lap, P = Crossed Finish Line in Pit Lane, D = Time Disallowed

P25 17 S Andrew POCOCK Honda -

IDEAL LAP TIME : 2:03.426 BEST LAP TIME : 2:04.975 DIFFERENCE : 1.549

LAP	SECTOR 1	SECTOR 2	SECTOR 3	LAP TIME	MPH	DIFF	TIME OF DAY
1 -		***55.307***	***28.682***	2:12.125	66.29	7.150	16:11:50.074
2 -	40.275	57.079	29.474	2:06.828 **(3)**	69.06	1.853	16:13:56.902
3 -	40.258	55.719	28.998	***2:04.975*** **(1)**	***70.09***		***16:16:01.877***
4 -	41.345	55.584	29.776	2:06.705 **(2)**	69.13	1.730	16:18:08.582
5 -	***39.437***	56.420	31.953	2:07.810	68.53	2.835	16:20:16.392

P26 19 R James SEATH Kawasaki - Ovenden

IDEAL LAP TIME : 2:03.641 BEST LAP TIME : 2:06.037 DIFFERENCE : 2.396

LAP	SECTOR 1	SECTOR 2	SECTOR 3	LAP TIME	MPH	DIFF	TIME OF DAY
1 -		1:00.751	30.925	2:23.302	61.12	17.265	16:12:01.251
2 -	41.912	59.843	30.280	2:12.035 **(3)**	66.34	5.998	16:14:13.286
3 -	40.349	58.822	30.265	2:09.436 **(2)**	67.67	3.399	16:16:22.722
4 -	39.260	56.888	***29.889***	***2:06.037*** **(1)**	***69.50***		***16:18:28.759***

P27 40 R/S Jonathan DINSMORE Honda - RJs Car Restorations

IDEAL LAP TIME : 1:48.314 BEST LAP TIME : 1:48.485 DIFFERENCE : 0.171

LAP	SECTOR 1	SECTOR 2	SECTOR 3	LAP TIME	MPH	DIFF	TIME OF DAY
1 -		49.789	***25.767***	1:59.549	73.27	11.064	16:11:37.498
2 -	***33.725***	***48.822***	25.938	***1:48.485*** **(1)**	***80.74***		***16:13:25.983***
3 -	34.171	48.839	26.096	1:49.106 **(2)**	80.28	0.621	16:15:15.089
4 -	34.301	49.029	27.782	1:51.112	78.83	2.627	16:17:06.201
5 -	33.950	49.050	26.181	1:49.181 **(3)**	80.23	0.696	16:18:55.382

P28 90 S Steve RAPA Honda - David Simon Tuning

IDEAL LAP TIME : 1:43.177 BEST LAP TIME : 1:44.050 DIFFERENCE : 0.873

LAP	SECTOR 1	SECTOR 2	SECTOR 3	LAP TIME	MPH	DIFF	TIME OF DAY
1 -		***45.818***	24.949	1:49.916	79.69	5.866	16:11:27.865
2 -	33.029	46.459	***24.562***	***1:44.050*** **(1)**	***84.18***		***16:13:11.915***
3 -	33.411	46.186	24.572	1:44.169 **(2)**	84.09	0.119	16:14:56.084

P29 16 S Andrew WILKINS Kawasaki - David Simon Tuning

IDEAL LAP TIME : 1:43.001 BEST LAP TIME : 1:43.737 DIFFERENCE : 0.736

LAP	SECTOR 1	SECTOR 2	SECTOR 3	LAP TIME	MPH	DIFF	TIME OF DAY
1 -		46.323	***24.393***	1:50.760	79.08	7.023	16:11:28.709
2 -	***32.450***	46.675	24.685	1:43.810 **(2)**	84.38	0.073	16:13:12.519
3 -	32.830	46.480	24.427	***1:43.737*** **(1)**	***84.44***		***16:14:56.256***

Weather / Track : Sunny / Dry

Brands Hatch GP
Circuit Length = 2.4332 miles
Start: 16:09 Flag 16:19 End: 16:21

BMCRC - MRO Championships 2018 - Rnd 6 @ Brands Hatch GP

EDIasia Formula 400 inc Sub 64 & Rookies

RACE 16 - BEST SECTORS

	SECTOR 1			SECTOR 2			SECTOR 3			IDEAL / BEST COMPARISON					
POS	NO	NAME	TIME	NO	NAME	TIME	NO	NAME	TIME	POS	NO	NAME	IDEAL	BEST	DIFF
												PERFECT LAP	1:37.943		
1	2	GILL	30.747	14	BURRAGE	43.803	14	BURRAGE	23.393	1	14	BURRAGE	1:38.171	1:38.321	0.150
2	14	BURRAGE	30.975	2	GILL	44.222	45	THOMPSON	23.669	2	2	GILL	1:38.674	1:38.857	0.183
3	86	SCOTT	31.212	3	HENNING	44.528	2	GILL	23.705	3	45	THOMPSON	1:39.485	1:40.154	0.669
4	45	THOMPSON	31.242	45	THOMPSON	44.574	86	SCOTT	23.736	4	86	SCOTT	1:39.567	1:39.862	0.295
5	3	HENNING	31.600	86	SCOTT	44.619	38	WOOD	23.785	5	3	HENNING	1:39.989	1:40.192	0.203
6	38	WOOD	31.608	63	FOWLE	44.734	63	FOWLE	23.812	6	38	WOOD	1:40.156	1:40.327	0.171
7	63	FOWLE	31.620	38	WOOD	44.763	3	HENNING	23.861	7	63	FOWLE	1:40.166	1:40.255	0.089
8	23	EVANS	31.681	23	EVANS	45.089	23	EVANS	24.168	8	23	EVANS	1:40.938	1:41.192	0.254
9	16	WILKINS	32.450	90	RAPA	45.818	16	WILKINS	24.393	9	16	WILKINS	1:43.001	1:43.737	0.736
10	33	JOHNSTONE	32.470	16	WILKINS	46.158	90	RAPA	24.562	10	90	RAPA	1:43.177	1:44.050	0.873
11	85	ROBINSON	32.688	33	JOHNSTONE	46.177	33	JOHNSTONE	24.589	11	33	JOHNSTONE	1:43.236	1:43.474	0.238
12	90	RAPA	32.797	85	ROBINSON	46.263	93	GILMAN	24.646	12	85	ROBINSON	1:43.617	1:43.721	0.104
13	93	GILMAN	32.813	22	HARVIEK	46.281	85	ROBINSON	24.666	13	22	HARVIEK	1:43.876	1:44.272	0.396
14	22	HARVIEK	32.888	93	GILMAN	46.438	22	HARVIEK	24.707	14	93	GILMAN	1:43.897	1:44.157	0.260
15	84	SCHOFIELD	33.293	84	SCHOFIELD	46.656	26	THOMPSON	24.875	15	84	SCHOFIELD	1:45.083	1:45.083	0.000
16	26	THOMPSON	33.392	26	THOMPSON	46.836	52	JARMAN	24.910	16	26	THOMPSON	1:45.103	1:45.103	0.000
17	52	JARMAN	33.513	52	JARMAN	46.887	84	SCHOFIELD	25.134	17	52	JARMAN	1:45.310	1:45.842	0.532
18	117	HARRIS	33.578	35	DIGBY-BAKER	47.374	57	FISHER	25.330	18	20	SWYER	1:46.782	1:48.036	1.254
19	20	SWYER	33.690	20	SWYER	47.560	20	SWYER	25.532	19	117	HARRIS	1:46.954	1:48.098	1.144
20	40	DINSMORE	33.725	57	FISHER	47.702	12	LATHAM	25.571	20	35	DIGBY-BAKER	1:47.011	1:47.716	0.705
21	35	DIGBY-BAKER	33.997	117	HARRIS	47.777	117	HARRIS	25.599	21	57	FISHER	1:47.787	1:48.230	0.443
22	12	LATHAM	34.049	71	BURNAL	48.708	35	DIGBY-BAKER	25.640	22	40	DINSMORE	1:48.314	1:48.485	0.171
23	71	BURNAL	34.181	12	LATHAM	48.712	40	DINSMORE	25.767	23	12	LATHAM	1:48.332	1:48.895	0.563
24	57	FISHER	34.755	40	DINSMORE	48.822	71	BURNAL	25.877	24	71	BURNAL	1:48.766	1:49.324	0.558
25	9	COONEY	35.028	9	COONEY	50.059	9	COONEY	26.259	25	9	COONEY	1:51.346	1:51.489	0.143
26	999	DALTON	35.360	88	RANDALL	51.079	88	RANDALL	26.454	26	88	RANDALL	1:53.508	1:54.815	1.307
27	88	RANDALL	35.975	999	DALTON	52.178	999	DALTON	27.538	27	999	DALTON	1:55.076	1:55.516	0.440
28	19	SEATH	37.907	17	POCOCK	55.307	17	POCOCK	28.682	28	17	POCOCK	2:03.426	2:04.975	1.549
29	17	POCOCK	39.437	19	SEATH	55.845	19	SEATH	29.889	29	19	SEATH	2:03.641	2:06.037	2.396

Weather / Track : Sunny / Dry

Brands Hatch GP
Circuit Length = 2.4332 miles
Start: 16:09 Flag 16:19 End: 16:21

Results can be found at www.tsl-timing.com

Printed - 16:26 Sunday, 08 July 2018

BMCRC-MRO Championships 2018

Team Respro MRO 600 inc Clubman 600

Brands Hatch GP

7th & 8th July 2018

Results Provided by Timing Solutions Ltd
www.tsl-timing.com

Brands Hatch GP

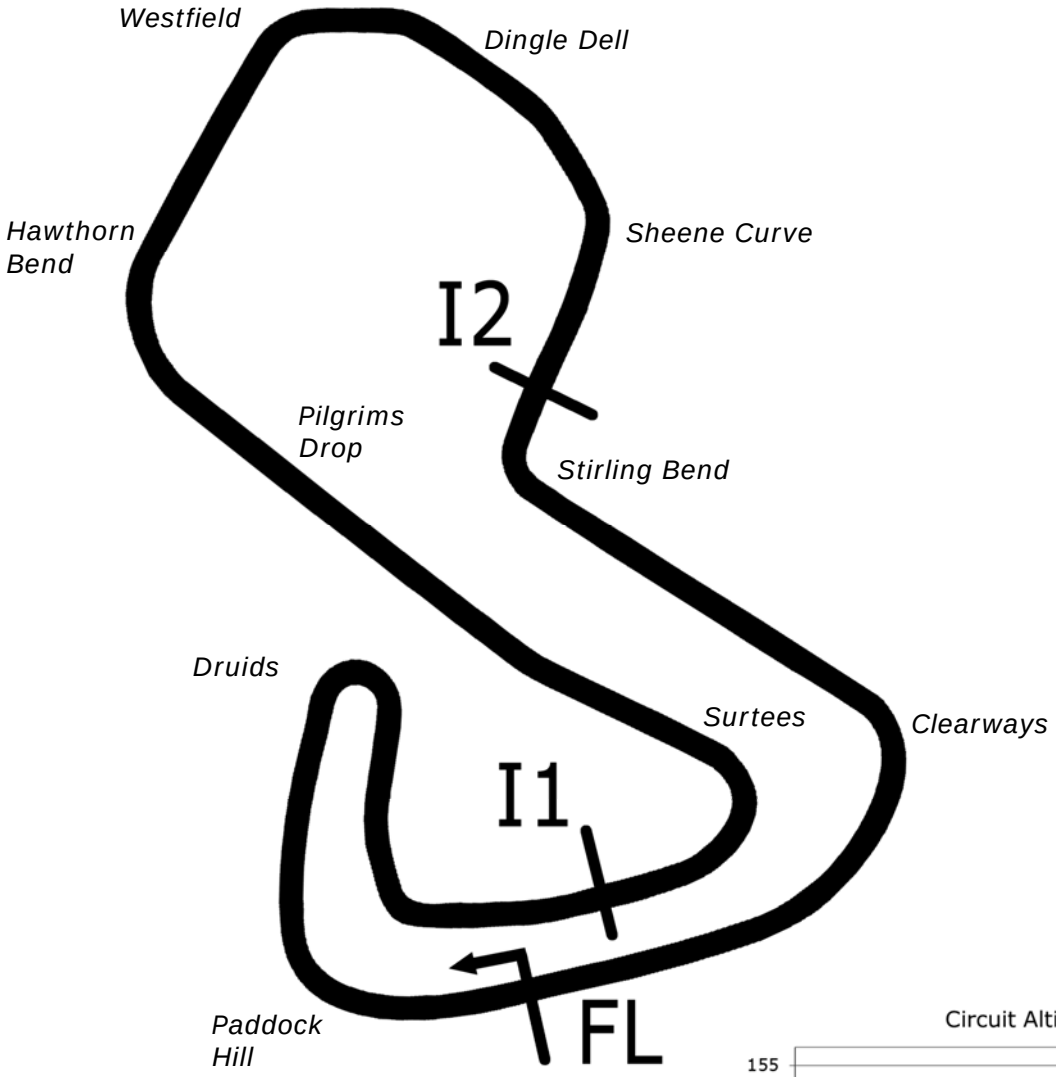

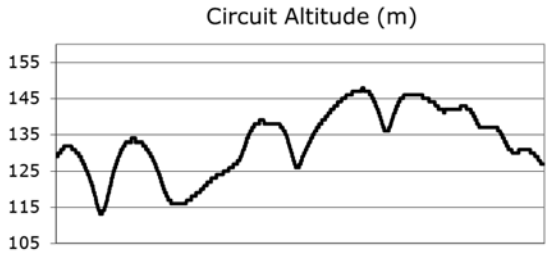

Length	2.4332 miles	3916.0 m	
FL		51.36032 N	0.26032 E
I1	1116m	51.35934 N	0.25955 E
I2	2928m	51.35532 N	0.26250 E
Pit Entry	3646m	51.35911 N	0.25743 E
Pit Exit	26m after FL	51.36027 N	0.26078 E

Pit Entry–Pit Exit 277m, 16.6s @60kph, 12.4s @80kph

All results available at www.tsl-timing.com

BMCRC - MRO Championships 2018 - Rnd 6 @ Brands Hatch GP

Team Respro MRO 600 inc Clubman 600

QUALIFYING - CLASSIFICATION - AMENDED

POS	NO	CL	PIC	NAME	ENTRY	TIME	ON	LAPS	GAP	DIFF	MPH
1	32		1	Mark PIPER	Yamaha - please sponsor me	1:34.120	7	8			93.07
2	14		2	Chris BURRAGE	Yamaha - Seton tuning	1:34.290	3	7	0.170	0.170	92.90
3	111		3	Sam SMITH	Kawasaki - Steve Jordan Motorcycles	1:34.547	3	7	0.427	0.257	92.65
4	6	C	1	Conor WHEELER	Kawasaki - www.fitakitchen.co.uk	1:34.618	8	8	0.498	0.071	92.58
5	27		4	Stuart WICKENS	Triumph - Big Tone	1:34.679	3	6	0.559	0.061	92.52
6	56		5	Michael MILLS	Yamaha - A51 Racing	1:35.118	3	7	0.998	0.439	92.09
7	46		6	Harry ROWLINGS	Triumph - Bernard Elliott racing / Steve Jordan motorcycle	1:35.414	7	8	1.294	0.296	91.80
8	17	C	2	Philip BAKER	Triumph - Ashford accident repair centre	1:35.806	5	8	1.686	0.392	91.43
9	44		7	Hayden PLATTON	Kawasaki - NR Racing	1:36.294	3	8	2.174	0.488	90.96
10	11		8	Josh HARVEY	Yamaha - NR Racing	1:36.431	4	8	2.311	0.137	90.84
11	82	C	3	Andrew SMITH	Kawasaki - 5 Club Racing	1:36.826	6	8	2.706	0.395	90.46
12	197	C	4	Laurence EDGELEY	Yamaha -	1:36.923	5	8	2.803	0.097	90.37
13	124		9	Kurtis BUTLER	Kawasaki - PGVM / 3vk	1:36.959	3	7	2.839	0.036	90.34
14	144	C	5	Tom NEWMAN	Triumph - Leeway Building Services & David Bedwell and	1:37.288	6	6	3.168	0.329	90.04
15	60	C	6	Jack YOUNGE	Yamaha - Chase Timber Products	1:37.842	6	7	3.722	0.554	89.53
16	84	C	7	Ben WOTTON	Triumph - JJR Triumph/ RJS Services	1:38.001	5	8	3.881	0.159	89.38
17	62	C	8	Charlie PATERSON	Yamaha - TBR Performance	1:38.120	3	4	4.000	0.119	89.27
18	81	C	9	Liam DUFFETT	Triumph -	1:38.299	5	8	4.179	0.179	89.11
19	53	C	10	Jason SIGGS	Yamaha - J Siggs Construction	1:38.299	6	7	4.179	0.000	89.11
20	118		10	James PLUMMER	Yamaha - Moremoto	1:39.493	7	7	5.373	1.194	88.04
21	143	C	11	Daire PRENDERGAST	Kawasaki -	1:39.525	7	7	5.405	0.032	88.01
22	661		11	Cameron HARRIS	Yamaha - HARRIS PERFORMANCE	1:39.913	6	7	5.793	0.388	87.67
23	192	C	12	Daniel MOFFA	Triumph - DM Racing	1:40.231	6	7	6.111	0.318	87.39
24	182		12	Alisdair ROWLAND-ROUSE	Kawasaki - B & B RACING	1:42.124	6	7	8.004	1.893	85.77
25	2*	C	13	Toby TRUNDLE	Triumph - Harris Motorcycles Ltd - Harlow Essex	1:42.239	6	7	8.119	0.115	85.68
26	98	C	14	Lee ELLIS	Yamaha - My Wife!	1:42.308	5	5	8.188	0.069	85.62
27	96		13	Jack SIM	Yamaha -	1:42.525	6	7	8.405	0.217	85.44
28	88		14	Michael STANLEY	Triumph -	1:42.540	6	7	8.420	0.015	85.42
29	83		15	Talan SKEELS-PIGGINS	Suzuki - McMillan Williams	1:42.994	7	7	8.874	0.454	85.05
30	156	C	15	Michael STONE	Kawasaki -	1:43.073	3	3	8.953	0.079	84.98
31	35	C	16	James SEATH	Yamaha - Ovenden	1:43.311	5	7	9.191	0.238	84.79
32	80		16	Stephen KIMMINGS	Yamaha - S T Engineering	1:43.536	7	7	9.416	0.225	84.60
33	181	C	17	Gary CROFT	Yamaha - Big G Racing, Acle Locksmiths & Ezza-bean	1:46.107	2	2	11.987	2.571	82.55
34	3		17	Joey LAMBDEN	Yamaha -	1:47.647	3	4	13.527	1.540	81.37
35	222		18	Matthew EPPS	Yamaha - M.E Vehicle Repairs	1:48.288	3	5	14.168	0.641	80.89
36	333*		19	Robert PRICE	Suzuki -	1:49.452	6	7	15.332	1.164	80.03
37	55	C	18	Edgar MACHADO	Honda - 2 Build Or Not To Build	1:50.424	4	6	16.304	0.972	79.32

*** No. 2 & 333 - Please improve location of transponder - poor signal**

Brands Hatch GP
Circuit Length = 2.4332 miles
Start: 11:56 Flag 12:09 End: 12:11

Weather / Track : Sunny / Dry
These results are provisional until the conclusion of any judicial and technical matters.

Clerk Of Course :		Timekeeper :

Results can be found at www.tsl-timing.com

Printed - 13:49 Saturday, 07 July 2018

BMCRC - MRO Championships 2018 - Rnd 6 @ Brands Hatch GP

Team Respro MRO 600 inc Clubman 600

QUALIFYING - SECTOR ANALYSIS

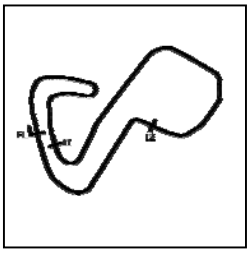

SECTOR 1 = FL to I1, SECTOR 2 = I1 to I2, SECTOR 3 = I2 to FL, DIFF = Difference To Personal Best Lap, P = Crossed Finish Line in Pit Lane, D = Time Disallowed

P1 32 Mark PIPER — Yamaha - please sponsor me

IDEAL LAP TIME : 1:34.068 BEST LAP TIME : 1:34.120 DIFFERENCE : 0.052

LAP	SECTOR 1	SECTOR 2	SECTOR 3	LAP TIME	MPH	DIFF	TIME OF DAY
1 -	31.838	42.727	22.299	1:36.864	90.43	2.744	11:59:21.388
2 -	30.941	42.247	22.049	1:35.237 **(3)**	91.97	1.117	12:00:56.625
3 -	30.987	42.439	22.041	1:35.467	91.75	1.347	12:02:32.092
4 -	30.953	42.956	22.861	1:36.770	90.52	2.650	12:04:08.862
5 -	30.462	42.376	21.929	1:34.767 **(2)**	92.43	0.647	12:05:43.629
6 -	***30.196***	42.936	22.544	1:35.676	91.55	1.556	12:07:19.305
7 -	30.248	***41.961***	***21.911***	***1:34.120*** **(1)**	***93.07***		***12:08:53.425***
8 -	30.902	43.222	22.516	1:36.640	90.64	2.520	12:10:30.065

P2 14 Chris BURRAGE — Yamaha - Seton tuning

IDEAL LAP TIME : 1:34.059 BEST LAP TIME : 1:34.290 DIFFERENCE : 0.231

LAP	SECTOR 1	SECTOR 2	SECTOR 3	LAP TIME	MPH	DIFF	TIME OF DAY
1 -	31.635	42.583	22.206	1:36.424	90.84	2.134	11:59:28.027
2 -	30.867	42.017	21.871	1:34.755 **(3)**	92.44	0.465	12:01:02.782
3 -	30.590	***41.873***	21.827	***1:34.290*** **(1)**	***92.90***		***12:02:37.072***
4 -	31.063	42.179	21.754	1:34.996	92.21	0.706	12:04:12.068
5 -	30.797	42.094	21.864	1:34.755 **(3)**	92.44	0.465	12:05:46.823
6 -	31.376	43.236	21.694	1:36.306	90.95	2.016	12:07:23.129
7 -	***30.516***	42.139	***21.670***	1:34.325 **(2)**	92.86	0.035	12:08:57.454

P3 111 Sam SMITH — Kawasaki - Steve Jordan Motorcycles

IDEAL LAP TIME : 1:34.547 BEST LAP TIME : 1:34.547 DIFFERENCE : 0.000

LAP	SECTOR 1	SECTOR 2	SECTOR 3	LAP TIME	MPH	DIFF	TIME OF DAY
1 -	32.041	42.814	22.172	1:37.027	90.28	2.480	11:59:22.294
2 -	31.495	42.056	22.491	1:36.042 **(3)**	91.20	1.495	12:00:58.336
3 -	***30.589***	***42.004***	***21.954***	***1:34.547*** **(1)**	***92.65***		***12:02:32.883***
4 -	31.003	42.900	22.332	1:36.235	91.02	1.688	12:04:09.118
5 -	30.862	42.259	22.338	1:35.459 **(2)**	91.76	0.912	12:05:44.577
6 -	38.763		IN PIT	2:33.477 **P**	57.07	58.930	12:08:18.054
7 -	OUTLAP	42.791	22.955	1:43.240	84.84	8.693	12:10:01.294

P4 6 C Conor WHEELER — Kawasaki - www.fitakitchen.co.uk

IDEAL LAP TIME : 1:34.477 BEST LAP TIME : 1:34.618 DIFFERENCE : 0.141

LAP	SECTOR 1	SECTOR 2	SECTOR 3	LAP TIME	MPH	DIFF	TIME OF DAY
1 -	32.271	43.230	22.566	1:38.067	89.32	3.449	11:59:28.465
2 -	31.142	42.529	22.119	1:35.790	91.44	1.172	12:01:04.255
3 -	30.736	***42.188***	22.022	1:34.946 **(2)**	92.26	0.328	12:02:39.201
4 -	30.743	42.781	23.931	1:37.455	89.88	2.837	12:04:16.656
5 -	31.823	43.690	22.289	1:37.802	89.56	3.184	12:05:54.458
6 -	31.715	43.248	22.140	1:37.103	90.21	2.485	12:07:31.561
7 -	30.628	42.470	22.035	1:35.133 **(3)**	92.07	0.515	12:09:06.694
8 -	***30.274***	42.329	***22.015***	***1:34.618*** **(1)**	***92.58***		***12:10:41.312***

P5 27 Stuart WICKENS — Triumph - Big Tone

IDEAL LAP TIME : 1:34.447 BEST LAP TIME : 1:34.679 DIFFERENCE : 0.232

LAP	SECTOR 1	SECTOR 2	SECTOR 3	LAP TIME	MPH	DIFF	TIME OF DAY
1 -	33.072	42.441	22.307	1:37.820	89.55	3.141	11:59:29.809
2 -	30.945	42.609	22.242	1:35.796	91.44	1.117	12:01:05.605
3 -	30.802	***41.865***	***22.012***	***1:34.679*** **(1)**	***92.52***		***12:02:40.284***
4 -	30.696	41.979	22.204	1:34.879 **(2)**	92.32	0.200	12:04:15.163
5 -	***30.570***	41.939	22.569	1:35.078 **(3)**	92.13	0.399	12:05:50.241
6 -	30.742	42.552	22.021	1:35.315	91.90	0.636	12:07:25.556

Brands Hatch GP
Circuit Length = 2.4332 miles
Start: 11:56 Flag 12:09 End: 12:11

Weather / Track : Sunny / Dry

BMCRC - MRO Championships 2018 - Rnd 6 @ Brands Hatch GP

Team Respro MRO 600 inc Clubman 600

QUALIFYING - SECTOR ANALYSIS

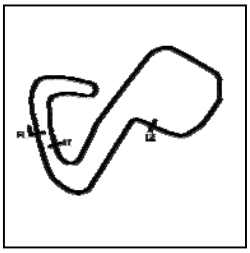

SECTOR 1 = FL to I1, SECTOR 2 = I1 to I2, SECTOR 3 = I2 to FL, DIFF = Difference To Personal Best Lap, P = Crossed Finish Line in Pit Lane, D = Time Disallowed

P6 56 Michael MILLS Yamaha - A51 Racing

IDEAL LAP TIME : 1:34.897 BEST LAP TIME : 1:35.118 DIFFERENCE : 0.221

LAP	SECTOR 1	SECTOR 2	SECTOR 3	LAP TIME	MPH	DIFF	TIME OF DAY
1 -	31.967	43.595	22.346	1:37.908	89.47	2.790	11:59:22.917
2 -	31.224	42.122	22.219	1:35.565 (3)	91.66	0.447	12:00:58.482
3 -	30.895	***42.080***	***22.143***	***1:35.118 (1)***	***92.09***		***12:02:33.600***
4 -	***30.674***	42.808	22.372	1:35.854	91.38	0.736	12:04:09.454
5 -	30.709	42.262	22.202	1:35.173 (2)	92.04	0.055	12:05:44.627
6 -	30.738	43.065	IN PIT	2:24.948 P	60.43	49.830	12:08:09.575
7 -	OUTLAP	45.927	23.108	1:47.327	81.61	12.209	12:09:56.902

P7 46 Harry ROWLINGS Triumph - Bernard Elliott racing / Steve Jordan motorcycles

IDEAL LAP TIME : 1:34.590 BEST LAP TIME : 1:35.414 DIFFERENCE : 0.824

LAP	SECTOR 1	SECTOR 2	SECTOR 3	LAP TIME	MPH	DIFF	TIME OF DAY
1 -	32.152	43.149	22.531	1:37.832	89.53	2.418	11:59:20.866
2 -	30.965	42.328	22.350	1:35.643 (2)	91.58	0.229	12:00:56.509
3 -	30.606	42.701	22.598	1:35.905	91.33	0.491	12:02:32.414
4 -	30.938	43.203	22.683	1:36.824	90.47	1.410	12:04:09.238
5 -	31.083	42.680	***22.348***	1:36.111	91.14	0.697	12:05:45.349
6 -	30.640	42.410	22.700	1:35.750 (3)	91.48	0.336	12:07:21.099
7 -	30.432	***41.884***	23.098	***1:35.414 (1)***	***91.80***		***12:08:56.513***
8 -	***30.358***	43.114	22.903	1:36.375	90.89	0.961	12:10:32.888

P8 17 C Philip BAKER Triumph - Ashford accident repair centre

IDEAL LAP TIME : 1:35.714 BEST LAP TIME : 1:35.806 DIFFERENCE : 0.092

LAP	SECTOR 1	SECTOR 2	SECTOR 3	LAP TIME	MPH	DIFF	TIME OF DAY
1 -	33.610	45.066	22.948	1:41.624	86.19	5.818	11:59:38.700
2 -	31.694	43.429	23.503	1:38.626	88.81	2.820	12:01:17.326
3 -	***30.509***	44.156	22.756	1:37.421	89.91	1.615	12:02:54.747
4 -	31.336	43.227	22.656	1:37.219	90.10	1.413	12:04:31.966
5 -	30.601	***42.692***	***22.513***	***1:35.806 (1)***	***91.43***		***12:06:07.772***
6 -	30.579	43.999	22.620	1:37.198 (3)	90.12	1.392	12:07:44.970
7 -	32.286	44.606	22.955	1:39.847	87.73	4.041	12:09:24.817
8 -	30.644	42.742	22.572	1:35.958 (2)	91.28	0.152	12:11:00.775

P9 44 Hayden PLATTON Kawasaki - NR Racing

IDEAL LAP TIME : 1:35.735 BEST LAP TIME : 1:36.294 DIFFERENCE : 0.559

LAP	SECTOR 1	SECTOR 2	SECTOR 3	LAP TIME	MPH	DIFF	TIME OF DAY
1 -	32.445	43.925	22.584	1:38.954	88.52	2.660	11:59:29.410
2 -	31.249	43.373	22.244	1:36.866 (3)	90.43	0.572	12:01:06.276
3 -	31.210	42.843	***22.241***	***1:36.294 (1)***	***90.96***		***12:02:42.570***
4 -	31.856	43.651	22.524	1:38.031	89.35	1.737	12:04:20.601
5 -	31.193	44.061	22.784	1:38.038	89.35	1.744	12:05:58.639
6 -	31.249	43.502	22.451	1:37.202	90.11	0.908	12:07:35.841
7 -	***30.946***	***42.548***	22.936	1:36.430 (2)	90.84	0.136	12:09:12.271
8 -	35.130	45.365	22.753	1:43.248	84.84	6.954	12:10:55.519

P10 11 Josh HARVEY Yamaha - NR Racing

IDEAL LAP TIME : 1:36.009 BEST LAP TIME : 1:36.431 DIFFERENCE : 0.422

LAP	SECTOR 1	SECTOR 2	SECTOR 3	LAP TIME	MPH	DIFF	TIME OF DAY
1 -	32.485	43.321	22.495	1:38.301	89.11	1.870	11:59:29.700
2 -	31.578	43.090	***22.234***	1:36.902 (3)	90.39	0.471	12:01:06.602
3 -	31.021	43.247	22.328	1:36.596 (2)	90.68	0.165	12:02:43.198
4 -	31.194	***42.842***	22.395	***1:36.431 (1)***	***90.84***		***12:04:19.629***
5 -	***30.933***	43.764	22.422	1:37.119	90.19	0.688	12:05:56.748
6 -	31.468	45.064	22.472	1:39.004	88.47	2.573	12:07:35.752
7 -	33.469	46.123	22.726	1:42.318	85.61	5.887	12:09:18.070
8 -	31.113	50.299	24.922	1:46.334	82.38	9.903	12:11:04.404

Weather / Track : Sunny / Dry

Brands Hatch GP
Circuit Length = 2.4332 miles
Start: 11:56 Flag 12:09 End: 12:11

BMCRC - MRO Championships 2018 - Rnd 6 @ Brands Hatch GP

Team Respro MRO 600 inc Clubman 600

QUALIFYING - SECTOR ANALYSIS

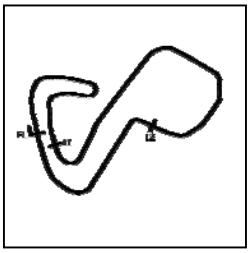

SECTOR 1 = FL to I1, SECTOR 2 = I1 to I2, SECTOR 3 = I2 to FL, DIFF = Difference To Personal Best Lap, P = Crossed Finish Line in Pit Lane, D = Time Disallowed

P11 82 C Andrew SMITH Kawasaki - 5 Club Racing

IDEAL LAP TIME : 1:36.411 BEST LAP TIME : 1:36.826 DIFFERENCE : 0.415

LAP	SECTOR 1	SECTOR 2	SECTOR 3	LAP TIME	MPH	DIFF	TIME OF DAY
1 -	33.513	43.635	23.014	1:40.162	87.45	3.336	11:59:46.778
2 -	31.579	43.817	***22.561***	1:37.957	89.42	1.131	12:01:24.735
3 -	31.134	43.299	23.302	1:37.735	89.62	0.909	12:03:02.470
4 -	31.288	***42.949***	22.704	1:36.941 **(2)**	90.36	0.115	12:04:39.411
5 -	31.238	43.165	22.599	1:37.002 **(3)**	90.30	0.176	12:06:16.413
6 -	30.972	43.183	22.671	***1:36.826*** **(1)**	***90.46***		***12:07:53.239***
7 -	***30.901***	43.759	23.204	1:37.864	89.51	1.038	12:09:31.103
8 -	31.846	43.900	23.097	1:38.843	88.62	2.017	12:11:09.946

P12 197 C Laurence EDGELEY Yamaha -

IDEAL LAP TIME : 1:36.923 BEST LAP TIME : 1:36.923 DIFFERENCE : 0.000

LAP	SECTOR 1	SECTOR 2	SECTOR 3	LAP TIME	MPH	DIFF	TIME OF DAY
1 -	33.510	45.893	23.126	1:42.529	85.43	5.606	11:59:38.550
2 -	32.262	44.848	23.237	1:40.347	87.29	3.424	12:01:18.897
3 -	31.387	44.197	22.753	1:38.337	89.07	1.414	12:02:57.234
4 -	31.386	44.317	22.557	1:38.260 **(3)**	89.14	1.337	12:04:35.494
5 -	***30.934***	***43.781***	***22.208***	***1:36.923*** **(1)**	***90.37***		***12:06:12.417***
6 -	31.499	44.846	22.530	1:38.875	88.59	1.952	12:07:51.292
7 -	31.440	44.942	23.046	1:39.428	88.10	2.505	12:09:30.720
8 -	31.835	43.890	22.466	1:38.191 **(2)**	89.21	1.268	12:11:08.911

P13 124 Kurtis BUTLER Kawasaki - PGVM / 3vk

IDEAL LAP TIME : 1:36.601 BEST LAP TIME : 1:36.959 DIFFERENCE : 0.358

LAP	SECTOR 1	SECTOR 2	SECTOR 3	LAP TIME	MPH	DIFF	TIME OF DAY
1 -	34.487	46.210	23.178	1:43.875	84.33	6.916	11:59:50.431
2 -	32.010	43.766	22.640	1:38.416	89.00	1.457	12:01:28.847
3 -	31.273	***43.277***	22.409	***1:36.959*** **(1)**	***90.34***		***12:03:05.806***
4 -	31.317	43.491	22.525	1:37.333 **(3)**	89.99	0.374	12:04:43.139
5 -	***30.994***	43.464	22.790	1:37.248 **(2)**	90.07	0.289	12:06:20.387
6 -	31.442	44.178	23.393	1:39.013	88.47	2.054	12:07:59.400
7 -	32.302	43.707	***22.330***	1:38.339	89.07	1.380	12:09:37.739

P14 144 C Tom NEWMAN Triumph - Leeway Building Services & David Bedwell and Partne

IDEAL LAP TIME : 1:37.272 BEST LAP TIME : 1:37.288 DIFFERENCE : 0.016

LAP	SECTOR 1	SECTOR 2	SECTOR 3	LAP TIME	MPH	DIFF	TIME OF DAY
1 -	34.897	46.189	23.087	1:44.173	84.08	6.885	11:59:57.526
2 -	33.841	43.650	22.857	1:40.348	87.29	3.060	12:01:37.874
3 -	32.137	44.294	23.182	1:39.613	87.93	2.325	12:03:17.487
4 -	31.723	***43.110***	22.665	1:37.498 **(2)**	89.84	0.210	12:04:54.985
5 -	31.627	43.306	22.673	1:37.606 **(3)**	89.74	0.318	12:06:32.591
6 -	***31.544***	43.126	***22.618***	***1:37.288*** **(1)**	***90.04***		***12:08:09.879***

P15 60 C Jack YOUNGE Yamaha - Chase Timber Products

IDEAL LAP TIME : 1:37.842 BEST LAP TIME : 1:37.842 DIFFERENCE : 0.000

LAP	SECTOR 1	SECTOR 2	SECTOR 3	LAP TIME	MPH	DIFF	TIME OF DAY
1 -	34.228	51.832	24.202	1:50.262	79.44	12.420	11:59:52.870
2 -	32.458	46.878	23.759	1:43.095	84.96	5.253	12:01:35.965
3 -	31.850	46.360	23.239	1:41.449	86.34	3.607	12:03:17.414
4 -	32.205	44.732	22.976	1:39.913	87.67	2.071	12:04:57.327
5 -	31.389	44.480	23.000	1:38.869 **(3)**	88.60	1.027	12:06:36.196
6 -	***31.177***	***43.832***	***22.833***	***1:37.842*** **(1)**	***89.53***		***12:08:14.038***
7 -	31.494	44.093	22.921	1:38.508 **(2)**	88.92	0.666	12:09:52.546

Weather / Track : Sunny / Dry

Brands Hatch GP
Circuit Length = 2.4332 miles
Start: 11:56 Flag 12:09 End: 12:11

BMCRC - MRO Championships 2018 - Rnd 6 @ Brands Hatch GP

Team Respro MRO 600 inc Clubman 600

QUALIFYING - SECTOR ANALYSIS

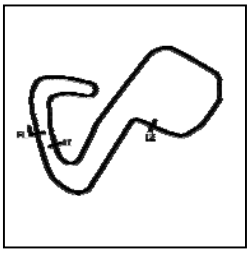

SECTOR 1 = FL to I1, SECTOR 2 = I1 to I2, SECTOR 3 = I2 to FL, DIFF = Difference To Personal Best Lap, P = Crossed Finish Line in Pit Lane, D = Time Disallowed

P16 84 C Ben WOTTON Triumph - JJR Triumph/ RJS Services

IDEAL LAP TIME : 1:37.541 BEST LAP TIME : 1:38.001 DIFFERENCE : 0.460

LAP	SECTOR 1	SECTOR 2	SECTOR 3	LAP TIME	MPH	DIFF	TIME OF DAY
1 -	33.467	46.305	23.118	1:42.890	85.13	4.889	11:59:36.199
2 -	32.009	44.869	***22.378***	1:39.256	88.25	1.255	12:01:15.455
3 -	31.654	44.710	22.640	1:39.004 **(2)**	88.47	1.003	12:02:54.459
4 -	32.163	44.518	22.463	1:39.144 **(3)**	88.35	1.143	12:04:33.603
5 -	31.432	***43.961***	22.608	***1:38.001*** **(1)**	***89.38***		***12:06:11.604***
6 -	31.902	44.999	22.679	1:39.580	87.96	1.579	12:07:51.184
7 -	***31.202***	45.151	23.008	1:39.361	88.16	1.360	12:09:30.545
8 -	31.421	44.411	23.633	1:39.465	88.06	1.464	12:11:10.010

P17 62 C Charlie PATERSON Yamaha - TBR Performance

IDEAL LAP TIME : 1:38.076 BEST LAP TIME : 1:38.120 DIFFERENCE : 0.044

LAP	SECTOR 1	SECTOR 2	SECTOR 3	LAP TIME	MPH	DIFF	TIME OF DAY
1 -	33.023	45.130	23.330	1:41.483	86.31	3.363	11:59:51.081
2 -	32.162	43.962	***22.691***	1:38.815 **(2)**	88.64	0.695	12:01:29.896
3 -	31.749	***43.680***	***22.691***	***1:38.120*** **(1)**	***89.27***		***12:03:08.016***
4 -	***31.705***	44.553	22.981	1:39.239 **(3)**	88.27	1.119	12:04:47.255

P18 81 C Liam DUFFETT Triumph -

IDEAL LAP TIME : 1:38.049 BEST LAP TIME : 1:38.299 DIFFERENCE : 0.250

LAP	SECTOR 1	SECTOR 2	SECTOR 3	LAP TIME	MPH	DIFF	TIME OF DAY
1 -	34.212	45.444	23.219	1:42.875	85.15	4.576	11:59:35.346
2 -	32.283	44.361	22.973	1:39.617	87.93	1.318	12:01:14.963
3 -	31.933	44.459	22.985	1:39.377	88.14	1.078	12:02:54.340
4 -	31.769	44.010	23.029	1:38.808 **(3)**	88.65	0.509	12:04:33.148
5 -	31.496	***43.825***	22.978	***1:38.299*** **(1)**	***89.11***		***12:06:11.447***
6 -	31.803	44.459	22.902	1:39.164	88.33	0.865	12:07:50.611
7 -	***31.370***	44.163	22.893	1:38.426 **(2)**	88.99	0.127	12:09:29.037
8 -	31.854	44.712	***22.854***	1:39.420	88.10	1.121	12:11:08.457

P19 53 C Jason SIGGS Yamaha - J Siggs Construction

IDEAL LAP TIME : 1:37.897 BEST LAP TIME : 1:38.299 DIFFERENCE : 0.402

LAP	SECTOR 1	SECTOR 2	SECTOR 3	LAP TIME	MPH	DIFF	TIME OF DAY
1 -	34.009	45.916	23.421	1:43.346	84.76	5.047	11:59:57.164
2 -	32.720	44.183	23.210	1:40.113	87.49	1.814	12:01:37.277
3 -	***31.564***	44.358	23.088	1:39.010	88.47	0.711	12:03:16.287
4 -	31.588	43.886	23.000	1:38.474 **(3)**	88.95	0.175	12:04:54.761
5 -	31.917	43.775	23.118	1:38.810	88.65	0.511	12:06:33.571
6 -	31.889	43.560	***22.850***	***1:38.299*** **(1)**	***89.11***		***12:08:11.870***
7 -	31.927	***43.483***	22.926	1:38.336 **(2)**	89.08	0.037	12:09:50.206

P20 118 James PLUMMER Yamaha - Moremoto

IDEAL LAP TIME : 1:39.132 BEST LAP TIME : 1:39.493 DIFFERENCE : 0.361

LAP	SECTOR 1	SECTOR 2	SECTOR 3	LAP TIME	MPH	DIFF	TIME OF DAY
1 -	34.155	46.762	23.864	1:44.781	83.60	5.288	12:00:00.663
2 -	33.213	47.153	23.980	1:44.346	83.94	4.853	12:01:45.009
3 -	32.267	45.811	23.631	1:41.709	86.12	2.216	12:03:26.718
4 -	31.955	45.051	23.572	1:40.578	87.09	1.085	12:05:07.296
5 -	31.830	44.921	23.462	1:40.213 **(3)**	87.41	0.720	12:06:47.509
6 -	***31.724***	44.868	23.342	1:39.934 **(2)**	87.65	0.441	12:08:27.443
7 -	32.085	***44.278***	***23.130***	***1:39.493*** **(1)**	***88.04***		***12:10:06.936***

P21 143 C Daire PRENDERGAST Kawasaki -

IDEAL LAP TIME : 1:39.463 BEST LAP TIME : 1:39.525 DIFFERENCE : 0.062

LAP	SECTOR 1	SECTOR 2	SECTOR 3	LAP TIME	MPH	DIFF	TIME OF DAY
1 -	35.405	48.514	23.764	1:47.683	81.34	8.158	11:59:59.869

Weather / Track : Sunny / Dry

Brands Hatch GP
Circuit Length = 2.4332 miles
Start: 11:56 Flag 12:09 End: 12:11

BMCRC - MRO Championships 2018 - Rnd 6 @ Brands Hatch GP

Team Respro MRO 600 inc Clubman 600

QUALIFYING - SECTOR ANALYSIS

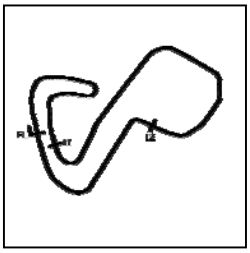

SECTOR 1 = FL to I1, SECTOR 2 = I1 to I2, SECTOR 3 = I2 to FL, DIFF = Difference To Personal Best Lap, P = Crossed Finish Line in Pit Lane, D = Time Disallowed

2 -	33.796	47.202	23.705	1:44.703	83.66	5.178	12:01:44.572
3 -	32.493	45.626	23.284	1:41.403	86.38	1.878	12:03:25.975
4 -	32.359	45.060	23.396	1:40.815	86.89	1.290	12:05:06.790
5 -	32.104	44.852	***23.201***	1:40.157 **(3)**	87.46	0.632	12:06:46.947
6 -	31.944	44.914	23.263	1:40.121 **(2)**	87.49	0.596	12:08:27.068
7 -	***31.828***	***44.434***	23.263	***1:39.525*** **(1)**	***88.01***		***12:10:06.593***

P22 661 Cameron HARRIS — Yamaha - HARRIS PERFORMANCE

IDEAL LAP TIME : 1:39.613 BEST LAP TIME : 1:39.913 DIFFERENCE : 0.300

LAP	SECTOR 1	SECTOR 2	SECTOR 3	LAP TIME	MPH	DIFF	TIME OF DAY
1 -	34.327	45.217	23.736	1:43.280	84.81	3.367	11:59:35.258
2 -	33.002	45.469	23.662	1:42.133	85.76	2.220	12:01:17.391
3 -	32.650	***44.021***	24.079	1:40.750	86.94	0.837	12:02:58.141
4 -	33.053	44.291	23.837	1:41.181	86.57	1.268	12:04:39.322
5 -	32.365	44.202	23.475	1:40.042 **(2)**	87.56	0.129	12:06:19.364
6 -	32.155	44.301	***23.457***	***1:39.913*** **(1)**	***87.67***		***12:07:59.277***
7 -	***32.135***	44.983	23.513	1:40.631 **(3)**	87.04	0.718	12:09:39.908

P23 192 C Daniel MOFFA — Triumph - DM Racing

IDEAL LAP TIME : 1:39.913 BEST LAP TIME : 1:40.231 DIFFERENCE : 0.318

LAP	SECTOR 1	SECTOR 2	SECTOR 3	LAP TIME	MPH	DIFF	TIME OF DAY
1 -	37.661	48.983	24.983	1:51.627	78.47	11.396	12:00:16.708
2 -	34.380	46.509	24.119	1:45.008	83.42	4.777	12:02:01.716
3 -	32.922	45.772	23.484	1:42.178	85.73	1.947	12:03:43.894
4 -	33.467	45.787	23.502	1:42.756	85.24	2.525	12:05:26.650
5 -	32.969	45.053	23.951	1:41.973 **(3)**	85.90	1.742	12:07:08.623
6 -	32.208	44.675	***23.348***	***1:40.231*** **(1)**	***87.39***		***12:08:48.854***
7 -	***32.063***	***44.502***	23.886	1:40.451 **(2)**	87.20	0.220	12:10:29.305

P24 182 Alisdair ROWLAND-ROUSE — Kawasaki - B & B RACING

IDEAL LAP TIME : BEST LAP TIME : 1:42.124 DIFFERENCE :

LAP	SECTOR 1	SECTOR 2	SECTOR 3	LAP TIME	MPH	DIFF	TIME OF DAY
1 -				1:51.405	78.63	9.281	12:00:09.260
2 -				1:48.503	80.73	6.379	12:01:57.763
3 -				1:44.365	83.93	2.241	12:03:42.128
4 -				1:44.433	83.88	2.309	12:05:26.561
5 -				1:42.618 **(2)**	85.36	0.494	12:07:09.179
6 -				***1:42.124*** **(1)**	***85.77***		***12:08:51.303***
7 -				1:42.715 **(3)**	85.28	0.591	12:10:34.018

P25 2 C Toby TRUNDLE — Triumph - Harris Motorcycles Ltd - Harlow Essex

IDEAL LAP TIME : 1:41.968 BEST LAP TIME : 1:42.239 DIFFERENCE : 0.271

LAP	SECTOR 1	SECTOR 2	SECTOR 3	LAP TIME	MPH	DIFF	TIME OF DAY
1 -	37.798	48.566	25.216	1:51.580	78.50	9.341	12:00:17.125
2 -	34.388	46.679	24.304	1:45.371	83.13	3.132	12:02:02.496
3 -	33.735	45.836	24.889	1:44.460 **(3)**	83.85	2.221	12:03:46.956
4 -	35.808	47.294	24.337	1:47.439	81.53	5.200	12:05:34.395
5 -	34.336	46.403	24.214	1:44.953	83.46	2.714	12:07:19.348
6 -	***33.324***	***44.855***	24.060	***1:42.239*** **(1)**	***85.68***		***12:09:01.587***
7 -	33.401	45.798	***23.789***	1:42.988 **(2)**	85.05	0.749	12:10:44.575

P26 98 C Lee ELLIS — Yamaha - My Wife!

IDEAL LAP TIME : 1:42.308 BEST LAP TIME : 1:42.308 DIFFERENCE : 0.000

LAP	SECTOR 1	SECTOR 2	SECTOR 3	LAP TIME	MPH	DIFF	TIME OF DAY
1 -	35.874	47.664	24.316	1:47.854	81.21	5.546	11:59:58.951
2 -	34.309	47.146	24.444	1:45.899	82.71	3.591	12:01:44.850
3 -	33.843	46.565	24.054	1:44.462 **(3)**	83.85	2.154	12:03:29.312
4 -	33.490	45.409	23.936	1:42.835 **(2)**	85.18	0.527	12:05:12.147
5 -	***33.161***	***45.392***	***23.755***	***1:42.308*** **(1)**	***85.62***		***12:06:54.455***

Weather / Track : Sunny / Dry

Brands Hatch GP
Circuit Length = 2.4332 miles
Start: 11:56 Flag 12:09 End: 12:11

BMCRC - MRO Championships 2018 - Rnd 6 @ Brands Hatch GP

Team Respro MRO 600 inc Clubman 600

QUALIFYING - SECTOR ANALYSIS

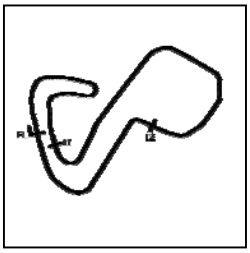

SECTOR 1 = FL to I1, SECTOR 2 = I1 to I2, SECTOR 3 = I2 to FL, DIFF = Difference To Personal Best Lap, P = Crossed Finish Line in Pit Lane, D = Time Disallowed

P27 96 Jack SIM Yamaha -

IDEAL LAP TIME : 1:42.517 BEST LAP TIME : 1:42.525 DIFFERENCE : 0.008

LAP	SECTOR 1	SECTOR 2	SECTOR 3	LAP TIME	MPH	DIFF	TIME OF DAY
1 -	35.200	47.840	24.361	1:47.401	81.56	4.876	12:00:11.203
2 -	34.223	47.521	24.517	1:46.261	82.43	3.736	12:01:57.464
3 -	33.447	46.428	24.199	1:44.074	84.16	1.549	12:03:41.538
4 -	33.361	46.234	24.163	1:43.758	84.42	1.233	12:05:25.296
5 -	33.074	45.970	***24.062***	1:43.106 **(3)**	84.95	0.581	12:07:08.402
6 -	***32.921***	***45.534***	24.070	***1:42.525*** **(1)**	***85.44***		***12:08:50.927***
7 -	33.177	45.658	24.168	1:43.003 **(2)**	85.04	0.478	12:10:33.930

P28 88 Michael STANLEY Triumph -

IDEAL LAP TIME : 1:42.472 BEST LAP TIME : 1:42.540 DIFFERENCE : 0.068

LAP	SECTOR 1	SECTOR 2	SECTOR 3	LAP TIME	MPH	DIFF	TIME OF DAY
1 -	35.080	52.679	26.993	1:54.752	76.33	12.212	12:00:12.168
2 -	33.697	47.398	24.695	1:45.790	82.80	3.250	12:01:57.958
3 -	33.927	46.690	***23.914***	1:44.531	83.80	1.991	12:03:42.489
4 -	33.593	47.287	24.068	1:44.948	83.46	2.408	12:05:27.437
5 -	***32.904***	45.879	23.924	1:42.707 **(2)**	85.28	0.167	12:07:10.144
6 -	32.950	***45.654***	23.936	***1:42.540*** **(1)**	***85.42***		***12:08:52.684***
7 -	32.915	46.393	24.037	1:43.345 **(3)**	84.76	0.805	12:10:36.029

P29 83 Talan SKEELS-PIGGINS Suzuki - McMillan Williams

IDEAL LAP TIME : 1:42.538 BEST LAP TIME : 1:42.994 DIFFERENCE : 0.456

LAP	SECTOR 1	SECTOR 2	SECTOR 3	LAP TIME	MPH	DIFF	TIME OF DAY
1 -	OUTLAP	53.009	27.079	2:04.800	70.19	21.806	12:00:35.149
2 -	36.177	50.039	25.742	1:51.958	78.24	8.964	12:02:27.107
3 -	35.755	47.616	24.454	1:47.825	81.24	4.831	12:04:14.932
4 -	33.674	46.914	24.544	1:45.132	83.32	2.138	12:06:00.064
5 -	33.381	46.147	24.239	1:43.767 **(3)**	84.41	0.773	12:07:43.831
6 -	33.465	***45.586***	24.079	1:43.130 **(2)**	84.93	0.136	12:09:26.961
7 -	***33.043***	46.042	***23.909***	***1:42.994*** **(1)**	***85.05***		***12:11:09.955***

P30 156 C Michael STONE Kawasaki -

IDEAL LAP TIME : 1:42.444 BEST LAP TIME : 1:43.073 DIFFERENCE : 0.629

LAP	SECTOR 1	SECTOR 2	SECTOR 3	LAP TIME	MPH	DIFF	TIME OF DAY
1 -	33.552	46.465	24.736	1:44.753 **(3)**	83.62	1.680	11:59:36.290
2 -	***32.695***	46.529	24.272	1:43.496 **(2)**	84.63	0.423	12:01:19.786
3 -	33.324	***45.488***	***24.261***	***1:43.073*** **(1)**	***84.98***		***12:03:02.859***

P31 35 C James SEATH Yamaha - Ovenden

IDEAL LAP TIME : 1:42.905 BEST LAP TIME : 1:43.311 DIFFERENCE : 0.406

LAP	SECTOR 1	SECTOR 2	SECTOR 3	LAP TIME	MPH	DIFF	TIME OF DAY
1 -	34.955	47.204	24.346	1:46.505	82.24	3.194	12:00:03.512
2 -	33.822	47.866	24.687	1:46.375	82.34	3.064	12:01:49.887
3 -	33.400	46.763	***23.777***	1:43.940 **(3)**	84.27	0.629	12:03:33.827
4 -	32.913	47.496	23.814	1:44.223	84.04	0.912	12:05:18.050
5 -	***32.741***	***46.387***	24.183	***1:43.311*** **(1)**	***84.79***		***12:07:01.361***
6 -	33.016	46.651	23.993	1:43.660 **(2)**	84.50	0.349	12:08:45.021
7 -	33.199	46.882	24.437	1:44.518	83.81	1.207	12:10:29.539

P32 80 Stephen KIMMINGS Yamaha - S T Engineering

IDEAL LAP TIME : 1:43.513 BEST LAP TIME : 1:43.536 DIFFERENCE : 0.023

LAP	SECTOR 1	SECTOR 2	SECTOR 3	LAP TIME	MPH	DIFF	TIME OF DAY
1 -	34.664	47.357	24.089	1:46.110	82.55	2.574	12:00:02.717
2 -	33.929	47.043	24.245	1:45.217	83.25	1.681	12:01:47.934
3 -	33.440	47.408	24.159	1:45.007	83.42	1.471	12:03:32.941
4 -	33.177	47.297	24.306	1:44.780	83.60	1.244	12:05:17.721

Weather / Track : Sunny / Dry

Brands Hatch GP
Circuit Length = 2.4332 miles
Start: 11:56 Flag 12:09 End: 12:11

BMCRC - MRO Championships 2018 - Rnd 6 @ Brands Hatch GP

Team Respro MRO 600 inc Clubman 600

QUALIFYING - SECTOR ANALYSIS

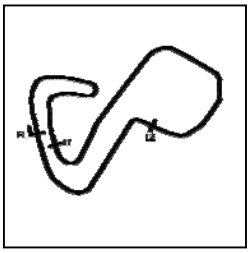

SECTOR 1 = FL to I1, SECTOR 2 = I1 to I2, SECTOR 3 = I2 to FL, DIFF = Difference To Personal Best Lap, P = Crossed Finish Line in Pit Lane, D = Time Disallowed

5 -	33.119	47.500	24.099	1:44.718 (3)	83.65	1.182	12:07:02.439
6 -	***32.788***	47.371	24.207	1:44.366 (2)	83.93	0.830	12:08:46.805
7 -	32.811	***46.747***	***23.978***	***1:43.536 (1)***	***84.60***		***12:10:30.341***

P33 181 C Gary CROFT Yamaha - Big G Racing, Acle Locksmiths & Ezza-bean

IDEAL LAP TIME : 1:46.107 BEST LAP TIME : 1:46.107 DIFFERENCE : 0.000

LAP	SECTOR 1	SECTOR 2	SECTOR 3	LAP TIME	MPH	DIFF	TIME OF DAY
1 -	36.446	48.662	24.643	1:49.751 (2)	79.81	3.644	12:00:14.994
2 -	***33.843***	***47.749***	***24.515***	***1:46.107 (1)***	***82.55***		***12:02:01.101***

P34 3 Joey LAMBDEN Yamaha -

IDEAL LAP TIME : 1:47.647 BEST LAP TIME : 1:47.647 DIFFERENCE : 0.000

LAP	SECTOR 1	SECTOR 2	SECTOR 3	LAP TIME	MPH	DIFF	TIME OF DAY
1 -	OUTLAP	52.245	26.802	2:02.176	71.69	14.529	12:05:53.251
2 -	36.219	49.414	26.151	1:51.784 (3)	78.36	4.137	12:07:45.035
3 -	***34.833***	***47.546***	***25.268***	***1:47.647 (1)***	***81.37***		***12:09:32.682***
4 -	34.949	48.408	25.463	1:48.820 (2)	80.49	1.173	12:11:21.502

P35 222 Matthew EPPS Yamaha - M.E Vehicle Repairs

IDEAL LAP TIME : 1:47.092 BEST LAP TIME : 1:48.288 DIFFERENCE : 1.196

LAP	SECTOR 1	SECTOR 2	SECTOR 3	LAP TIME	MPH	DIFF	TIME OF DAY
1 -	37.180	48.208	24.488	1:49.876	79.72	1.588	12:00:09.548
2 -	35.683	48.495	***24.419***	1:48.597 (3)	80.66	0.309	12:01:58.145
3 -	35.731	47.959	24.598	***1:48.288 (1)***	***80.89***		***12:03:46.433***
4 -	36.030	***47.592***	24.756	1:48.378 (2)	80.82	0.090	12:05:34.811
5 -	35.276	48.190	25.183	1:48.649	80.62	0.361	12:07:23.460

P36 333 Robert PRICE Suzuki -

IDEAL LAP TIME : 1:49.153 BEST LAP TIME : 1:49.452 DIFFERENCE : 0.299

LAP	SECTOR 1	SECTOR 2	SECTOR 3	LAP TIME	MPH	DIFF	TIME OF DAY
1 -	37.088	49.088	25.270	1:51.446	78.60	1.994	11:59:55.575
2 -	35.961	54.356	26.242	1:56.559	75.15	7.107	12:01:52.134
3 -	35.950	49.354	24.923	1:50.227 (3)	79.47	0.775	12:03:42.361
4 -	36.228	***48.761***	25.482	1:50.471	79.29	1.019	12:05:32.832
5 -	35.604	49.606	25.437	1:50.647	79.16	1.195	12:07:23.479
6 -	***35.556***	49.045	24.851	***1:49.452 (1)***	***80.03***		***12:09:12.931***
7 -	35.735	49.013	***24.836***	1:49.584 (2)	79.93	0.132	12:11:02.515

P37 55 C Edgar MACHADO Honda - 2 Build Or Not To Build

IDEAL LAP TIME : 1:50.008 BEST LAP TIME : 1:50.424 DIFFERENCE : 0.416

LAP	SECTOR 1	SECTOR 2	SECTOR 3	LAP TIME	MPH	DIFF	TIME OF DAY
1 -	38.150	51.402	25.619	1:55.171	76.05	4.747	12:00:27.623
2 -	36.361	50.532	25.218	1:52.111	78.13	1.687	12:02:19.734
3 -	36.391	***49.481***	25.135	1:51.007 (3)	78.91	0.583	12:04:10.741
4 -	***35.430***	49.890	25.104	***1:50.424 (1)***	***79.32***		***12:06:01.165***
5 -	36.580	50.868	25.324	1:52.772	77.67	2.348	12:07:53.937
6 -	35.938	49.911	***25.097***	1:50.946 (2)	78.95	0.522	12:09:44.883

Weather / Track : Sunny / Dry

Brands Hatch GP
Circuit Length = 2.4332 miles
Start: 11:56 Flag 12:09 End: 12:11

BMCRC - MRO Championships 2018 - Rnd 6 @ Brands Hatch GP

Team Respro MRO 600 inc Clubman 600

QUALIFYING - BEST SECTORS

	SECTOR 1			SECTOR 2			SECTOR 3		
POS	NO	NAME	TIME	NO	NAME	TIME	NO	NAME	TIME
1	32	PIPER	30.196	27	WICKENS	41.865	14	BURRAGE	21.670
2	6	WHEELER	30.274	14	BURRAGE	41.873	32	PIPER	21.911
3	46	ROWLINGS	30.358	46	ROWLINGS	41.884	111	SMITH	21.954
4	17	BAKER	30.509	32	PIPER	41.961	27	WICKENS	22.012
5	14	BURRAGE	30.516	111	SMITH	42.004	6	WHEELER	22.015
6	27	WICKENS	30.570	56	MILLS	42.080	56	MILLS	22.143
7	111	SMITH	30.589	6	WHEELER	42.188	197	EDGELEY	22.208
8	56	MILLS	30.674	44	PLATTON	42.548	11	HARVEY	22.234
9	82	SMITH	30.901	17	BAKER	42.692	44	PLATTON	22.241
10	11	HARVEY	30.933	11	HARVEY	42.842	124	BUTLER	22.330
11	197	EDGELEY	30.934	82	SMITH	42.949	46	ROWLINGS	22.348
12	44	PLATTON	30.946	144	NEWMAN	43.110	84	WOTTON	22.378
13	124	BUTLER	30.994	124	BUTLER	43.277	17	BAKER	22.513
14	60	YOUNGE	31.177	53	SIGGS	43.483	82	SMITH	22.561
15	84	WOTTON	31.202	62	PATERSON	43.680	144	NEWMAN	22.618
16	81	DUFFETT	31.370	197	EDGELEY	43.781	62	PATERSON	22.691
17	144	NEWMAN	31.544	81	DUFFETT	43.825	60	YOUNGE	22.833
18	53	SIGGS	31.564	60	YOUNGE	43.832	53	SIGGS	22.850
19	62	PATERSON	31.705	84	WOTTON	43.961	81	DUFFETT	22.854
20	118	PLUMMER	31.724	661	HARRIS	44.021	118	PLUMMER	23.130
21	143	PRENDERGAST	31.828	118	PLUMMER	44.278	143	PRENDERGAST	23.201
22	192	MOFFA	32.063	143	PRENDERGAST	44.434	192	MOFFA	23.348
23	661	HARRIS	32.135	192	MOFFA	44.502	661	HARRIS	23.457
24	156	STONE	32.695	2	TRUNDLE	44.855	98	ELLIS	23.755
25	35	SEATH	32.741	98	ELLIS	45.392	35	SEATH	23.777
26	80	KIMMINGS	32.788	156	STONE	45.488	2	TRUNDLE	23.789
27	88	STANLEY	32.904	96	SIM	45.534	83	SKEELS-PIGGINS	23.909
28	96	SIM	32.921	83	SKEELS-PIGGINS	45.586	88	STANLEY	23.914
29	83	SKEELS-PIGGINS	33.043	88	STANLEY	45.654	80	KIMMINGS	23.978
30	98	ELLIS	33.161	35	SEATH	46.387	96	SIM	24.062
31	2	TRUNDLE	33.324	80	KIMMINGS	46.747	156	STONE	24.261
32	181	CROFT	33.843	3	LAMBDEN	47.546	222	EPPS	24.419
33	3	LAMBDEN	34.833	222	EPPS	47.592	181	CROFT	24.515
34	222	EPPS	35.081	181	CROFT	47.749	333	PRICE	24.836
35	55	MACHADO	35.430	333	PRICE	48.761	55	MACHADO	25.097
36	333	PRICE	35.556	55	MACHADO	49.481	3	LAMBDEN	25.268
37									

IDEAL / BEST COMPARISON					
POS	NO	NAME	IDEAL	BEST	DIFF
		PERFECT LAP	1:33.731		
1	14	BURRAGE	1:34.059	1:34.290	0.231
2	32	PIPER	1:34.068	1:34.120	0.052
3	27	WICKENS	1:34.447	1:34.679	0.232
4	6	WHEELER	1:34.477	1:34.618	0.141
5	111	SMITH	1:34.547	1:34.547	0.000
6	46	ROWLINGS	1:34.590	1:35.414	0.824
7	56	MILLS	1:34.897	1:35.118	0.221
8	17	BAKER	1:35.714	1:35.806	0.092
9	44	PLATTON	1:35.735	1:36.294	0.559
10	11	HARVEY	1:36.009	1:36.431	0.422
11	82	SMITH	1:36.411	1:36.826	0.415
12	124	BUTLER	1:36.601	1:36.959	0.358
13	197	EDGELEY	1:36.923	1:36.923	0.000
14	144	NEWMAN	1:37.272	1:37.288	0.016
15	84	WOTTON	1:37.541	1:38.001	0.460
16	60	YOUNGE	1:37.842	1:37.842	0.000
17	53	SIGGS	1:37.897	1:38.299	0.402
18	81	DUFFETT	1:38.049	1:38.299	0.250
19	62	PATERSON	1:38.076	1:38.120	0.044
20	118	PLUMMER	1:39.132	1:39.493	0.361
21	143	PRENDERGAST	1:39.463	1:39.525	0.062
22	661	HARRIS	1:39.613	1:39.913	0.300
23	192	MOFFA	1:39.913	1:40.231	0.318
24	2	TRUNDLE	1:41.968	1:42.239	0.271
25	98	ELLIS	1:42.308	1:42.308	0.000
26	156	STONE	1:42.444	1:43.073	0.629
27	88	STANLEY	1:42.472	1:42.540	0.068
28	96	SIM	1:42.517	1:42.525	0.008
29	83	SKEELS-PIGGINS	1:42.538	1:42.994	0.456
30	35	SEATH	1:42.905	1:43.311	0.406
31	80	KIMMINGS	1:43.513	1:43.536	0.023
32	181	CROFT	1:46.107	1:46.107	0.000
33	222	EPPS	1:47.092	1:48.288	1.196
34	3	LAMBDEN	1:47.647	1:47.647	0.000
35	333	PRICE	1:49.153	1:49.452	0.299
36	55	MACHADO	1:50.008	1:50.424	0.416
37	182	ROWLAND-ROUSE		1:42.124	

Weather / Track : Sunny / Dry

Brands Hatch GP
Circuit Length = 2.4332 miles
Start: 11:56 Flag 12:09 End: 12:11

Results can be found at www.tsl-timing.com

Printed - 13:51 Saturday, 07 July 2018

BMCRC - MRO Championships 2018 - Rnd 6 @ Brands Hatch GP

Team Respro MRO 600 inc Clubman 600

RACE 10 - GRID - AMENDED (6 Laps)

ROW 14	42		41		40	83	Talan SKEELS-PIGGINS	1:42.994
ROW 13	39	171	Wesley PEARCE	38	162	Nick EDGELEY	37	34 Michael ROSE
ROW 12	36	55	Edgar MACHADO 1:50.424	35	333	Robert PRICE 1:49.452	34	222 Matthew EPPS 1:48.288
ROW 11	33	3	Joey LAMBDEN 1:47.647	32	181	Gary CROFT 1:46.107	31	80 Stephen KIMMINGS 1:43.536
ROW 10	30	35	James SEATH 1:43.311	29	156	Michael STONE 1:43.073	28	88 Michael STANLEY 1:42.540
ROW 9	27	96	Jack SIM 1:42.525	26	98	Lee ELLIS 1:42.308	25	2 Toby TRUNDLE 1:42.239
ROW 8	24	182	Alisdair ROWLAND-ROUSE 1:42.124	23	192	Daniel MOFFA 1:40.231	22	661 Cameron HARRIS 1:39.913
ROW 7	21	143	Daire PRENDERGAST 1:39.525	20	118	James PLUMMER 1:39.493	19	53 Jason SIGGS 1:38.299
ROW 6	18	81	Liam DUFFETT 1:38.299	17	62	Charlie PATERSON 1:38.120	16	84 Ben WOTTON 1:38.001
ROW 5	15	60	Jack YOUNGE 1:37.842	14	144	Tom NEWMAN 1:37.288	13	124 Kurtis BUTLER 1:36.959
ROW 4	12	197	Laurence EDGELEY 1:36.923	11	82	Andrew SMITH 1:36.826	10	11 Josh HARVEY 1:36.431
ROW 3	9	44	Hayden PLATTON 1:36.294	8	17	Philip BAKER 1:35.806	7	46 Harry ROWLINGS 1:35.414
ROW 2	6	56	Michael MILLS 1:35.118	5	27	Stuart WICKENS 1:34.679	4	6 Conor WHEELER 1:34.618
ROW 1	3	111	Sam SMITH 1:34.547	2	14	Chris BURRAGE 1:34.290	1	32 Mark PIPER 1:34.120

Pole

Brands Hatch GP
Circuit Length = 2.4332 miles

These results are provisional until the conclusion of any judicial and technical matters.

Clerk Of Course :		Timekeeper :

Results can be found at www.tsl-timing.com

Printed - 13:51 Saturday, 07 July 2018

BMCRC - MRO Championships 2018 - Rnd 6 @ Brands Hatch GP

Team Respro MRO 600 inc Clubman 600

RACE 10 - CLASSIFICATION

POS	NO	CL	PIC	NAME	ENTRY	LAPS	TIME	GAP	DIFF	MPH	BEST	ON
1	14		1	Chris BURRAGE	Yamaha - Seton tuning	6	9:30.914			92.06	1:33.952	6
2	32		2	Mark PIPER	Yamaha - please sponsor me	6	9:31.760	0.846	0.846	91.92	1:33.701	4
3	17	C	1	Philip BAKER	Triumph - Ashford accident repair centre	6	9:33.637	2.723	1.877	91.62	1:33.902	6
4	111		3	Sam SMITH	Kawasaki - Steve Jordan Motorcycles	6	9:34.145	3.231	0.508	91.54	1:33.761	4
5	27		4	Stuart WICKENS	Triumph - Big Tone	6	9:34.577	3.663	0.432	91.47	1:34.124	4
6	46		5	Harry ROWLINGS	Triumph - Bernard Elliott racing / Steve Jordan moto	6	9:36.193	5.279	1.616	91.21	1:34.103	5
7	56		6	Michael MILLS	Yamaha - A51 Racing	6	9:36.196	5.282	0.003	91.21	1:34.362	5
8	6	C	2	Conor WHEELER	Kawasaki - www.fitakitchen.co.uk	6	9:36.351	5.437	0.155	91.19	1:34.551	5
9	11		7	Josh HARVEY	Yamaha - NR Racing	6	9:37.520	6.606	1.169	91.00	1:34.520	4
10	124		8	Kurtis BUTLER	Kawasaki - PGVM / 3vk	6	9:37.877	6.963	0.357	90.95	1:34.406	5
11	44		9	Hayden PLATTON	Kawasaki - NR Racing	6	9:38.451	7.537	0.574	90.86	1:34.491	6
12	82	C	3	Andrew SMITH	Kawasaki - 5 Club Racing	6	9:38.689	7.775	0.238	90.82	1:34.337	6
13	197	C	4	Laurence EDGELEY	Yamaha -	6	9:42.392	11.478	3.703	90.24	1:35.376	5
14	60	C	5	Jack YOUNGE	Yamaha - Chase Timber Products	6	9:49.190	18.276	6.798	89.20	1:35.696	6
15	62	C	6	Charlie PATERSON	Yamaha - TBR Performance	6	9:49.451	18.537	0.261	89.16	1:35.822	5
16	84	C	7	Ben WOTTON	Triumph - JJR Triumph/ RJS Services	6	9:49.594	18.680	0.143	89.14	1:35.615	5
17	144	C	8	Tom NEWMAN	Triumph - Leeway Building Services & David Bedwe	6	9:53.279	22.365	3.685	88.59	1:36.491	4
18	118		10	James PLUMMER	Yamaha - Moremoto	6	9:53.548	22.634	0.269	88.55	1:36.650	5
19	143	C	9	Daire PRENDERGAST	Kawasaki -	6	9:58.931	28.017	5.383	87.75	1:38.075	6
20	81	C	10	Liam DUFFETT	Triumph -	6	10:00.479	29.565	1.548	87.52	1:38.098	3
21	661		11	Cameron HARRIS	Yamaha - HARRIS PERFORMANCE	6	10:00.951	30.037	0.472	87.45	1:38.292	2
22	53 *	C	11	Jason SIGGS	Yamaha - J Siggs Construction	6	10:03.174	32.260	2.223	87.13	1:36.699	5
23	182		12	Alisdair ROWLAND-ROUSE	Kawasaki - B & B RACING	6	10:17.238	46.324	14.064	85.15	1:39.671	6
24	98	C	12	Lee ELLIS	Yamaha - My Wife!	6	10:18.398	47.484	1.160	84.99	1:40.718	6
25	96		13	Jack SIM	Yamaha -	6	10:18.434	47.520	0.036	84.98	1:40.802	6
26	192	C	13	Daniel MOFFA	Triumph - DM Racing	6	10:18.464	47.550	0.030	84.98	1:39.951	2
27	2	C	14	Toby TRUNDLE	Triumph - Harris Motorcycles Ltd - Harlow Essex	6	10:19.496	48.582	1.032	84.84	1:40.544	5
28	156	C	15	Michael STONE	Kawasaki -	6	10:19.696	48.782	0.200	84.81	1:40.784	5
29	88		14	Michael STANLEY	Triumph -	6	10:28.527	57.613	8.831	83.62	1:43.106	4
30	83		15	Talan SKEELS-PIGGINS	Suzuki - McMillan Williams	6	10:28.946	58.032	0.419	83.56	1:41.416	4
31	80		16	Stephen KIMMINGS	Yamaha - S T Engineering	6	10:30.606	59.692	1.660	83.34	1:42.701	5
32	181	C	16	Gary CROFT	Yamaha - Big G Racing, Acle Locksmiths & Ezza-be	6	10:35.894	1:04.980	5.288	82.65	1:43.715	4
33	222		17	Matthew EPPS	Yamaha - M.E Vehicle Repairs	6	10:46.542	1:15.628	10.648	81.29	1:45.235	2
34	3		18	Joey LAMBDEN	Yamaha -	6	10:49.759	1:18.845	3.217	80.88	1:43.823	2
35	333		19	Robert PRICE	Suzuki -	6	11:03.325	1:32.411	13.566	79.23	1:46.822	6

NOT CLASSIFIED

DNF	55	C		Edgar MACHADO	Honda - 2 Build Or Not To Build	4	7:32.343	2 Laps	2 Laps	77.46	1:50.172	2
DNF	35	C		James SEATH	Yamaha - Ovenden	0						

FASTEST LAP

	32		Mark PIPER	Yamaha - please sponsor me	4	1:33.701	93.48 mph	150.45 kph
	17	C	Philip BAKER	Triumph - Ashford accident repair centre	6	1:33.902	93.28 mph	150.13 kph

*** No. 53 - 10 second penalty - jump start**
Class - 92.5% of Race Speed = 85.15 mph
Class C - 92.5% of Race Speed = 84.74 mph

Brands Hatch GP
Circuit Length = 2.4332 miles
Start: 15:21 Flag 15:30 End: 15:33

Weather / Track : Sunny / Dry
These results are provisional until the conclusion of any judicial and technical matters.

Clerk Of Course :		Timekeeper :

Results can be found at www.tsl-timing.com

Printed - 15:34 Saturday, 07 July 2018

BMCRC - MRO Championships 2018 - Rnd 6 @ Brands Hatch GP

Team Respro MRO 600 inc Clubman 600

RACE 10 - LAP CHART

LAP 1 @ 15:22:55.151

NO	BEHIND	LAP TIME
14		1:39.622
111	1.320	1:40.942
32	1.530	1:41.152
17	1.637	1:41.259
6	1.840	1:41.462
27	2.012	1:41.634
46	2.441	1:42.063
56	2.585	1:42.207
11	2.885	1:42.507
44	3.108	1:42.730
82	3.727	1:43.349
124	3.786	1:43.408
197	3.902	1:43.524
53	5.179	1:44.801
60	5.916	1:45.538
62	6.727	1:46.349
661	6.752	1:46.374
84	6.860	1:46.482
144	7.115	1:46.737
118	7.447	1:47.069
81	7.660	1:47.282
143	7.996	1:47.618
182	9.711	1:49.333
96	10.454	1:50.076
156	11.086	1:50.708
98	11.202	1:50.824
2	11.779	1:51.401
88	12.294	1:51.916
80	13.039	1:52.661
192	13.232	1:52.854
222	13.666	1:53.288
181	14.274	1:53.896
3	15.224	1:54.846
83	15.673	1:55.295
55	20.280	1:59.902
333	23.041	2:02.663

LAP 2 @ 15:24:29.326

NO	BEHIND	LAP TIME
14		1:34.175
32	2.480	1:35.125
111	2.873	1:35.728
17	3.046	1:35.584
27	3.179	1:35.342
6	3.403	1:35.738
56	3.634	1:35.224
46	3.678	1:35.412
11	4.083	1:35.373
44	4.512	1:35.579
124	4.794	1:35.183
82	5.279	1:35.727
197	5.930	1:36.203
60	9.677	1:37.936
53	9.732	1:38.728
62	9.973	1:37.421
84	10.257	1:37.572
661	10.869	1:38.292
118	11.080	1:37.808
144	11.386	1:38.446
143	12.135	1:38.314
81	13.039	1:39.554
182	17.584	1:42.048
96	18.312	1:42.033
156	18.424	1:41.513
98	18.754	1:41.727
192	19.008	1:39.951
2	20.539	1:42.935
88	21.752	1:43.633
80	23.139	1:44.275
222	24.726	1:45.235
3	24.872	1:43.823
83	25.471	1:43.973
181	26.253	1:46.154
55	36.277	1:50.172
333	38.952	1:50.086

LAP 3 @ 15:26:03.789

NO	BEHIND	LAP TIME
14		1:34.463
32	2.180	1:34.163
17	2.711	1:34.128
111	3.224	1:34.814
27	3.516	1:34.800
6	3.672	1:34.732
56	4.229	1:35.058
11	4.817	1:35.197
46	5.005	1:35.790
44	5.461	1:35.412
124	5.781	1:35.450
82	6.405	1:35.589
197	7.144	1:35.677
60	11.966	1:36.752
62	12.147	1:36.637
53	13.663	1:38.394
118	14.160	1:37.543
84	14.277	1:38.483
144	14.991	1:38.068
661	15.662	1:39.256
143	15.781	1:38.109
81	16.674	1:38.098
96	26.048	1:42.199
182	26.210	1:43.089
156	26.576	1:42.615
98	26.638	1:42.347
192	26.706	1:42.161
2	28.136	1:42.060
88	30.606	1:43.317
80	32.131	1:43.455
83	34.279	1:43.271
181	35.990	1:44.200
222	37.159	1:46.896
3	37.723	1:47.314
55	52.084	1:50.270
333	53.010	1:48.521

LAP 4 @ 15:27:38.377

NO	BEHIND	LAP TIME
14		1:34.588
32	1.293	1:33.701
17	2.336	1:34.213
111	2.397	1:33.761
27	3.052	1:34.124
56	4.142	1:34.501
6	4.256	1:35.172
11	4.749	1:34.520
46	5.047	1:34.630
124	6.087	1:34.894
44	6.445	1:35.572
82	6.764	1:34.947
197	8.622	1:36.066
62	14.314	1:36.755
60	14.571	1:37.193
84	15.424	1:35.735
53	16.216	1:37.141
118	16.779	1:37.207
144	16.894	1:36.491
143	19.366	1:38.173
661	19.382	1:38.308
81	20.785	1:38.699
96	33.547	1:42.087
182	33.606	1:41.984
98	33.637	1:41.587
192	33.750	1:41.632
156	34.701	1:42.713
2	35.415	1:41.867
88	39.124	1:43.106
80	40.510	1:42.967
83	41.107	1:41.416
181	45.117	1:43.715
222	49.439	1:46.868
3	57.583	1:54.448
333	1:06.637	1:48.215
55	1:09.495	1:51.999

LAP 5 @ 15:29:12.491

NO	BEHIND	LAP TIME
14		1:34.114
32	0.880	1:33.701
17	2.773	1:34.551
111	2.908	1:34.625
27	3.470	1:34.532
56	4.390	1:34.362
6	4.693	1:34.551
46	5.036	1:34.103
11	5.598	1:34.963
124	6.379	1:34.406
44	6.998	1:34.667
82	7.390	1:34.740
197	9.884	1:35.376
62	16.022	1:35.822
60	16.532	1:36.075
84	16.925	1:35.615
53	18.801	1:36.699
118	19.315	1:36.650
144	19.375	1:36.595
143	23.894	1:38.642
661	24.311	1:39.043
81	24.904	1:38.233
182	40.605	1:41.113
96	40.670	1:41.237
98	40.718	1:41.195
192	40.750	1:41.114
156	41.371	1:40.784
2	41.845	1:40.544
88	48.428	1:43.418
80	49.097	1:42.701
83	49.406	1:42.413
181	54.898	1:43.895
222	1:02.590	1:47.265
3	1:08.525	1:45.056
333	1:19.541	1:47.018

LAP 6 @ 15:30:46.443

NO	BEHIND	LAP TIME
14		1:33.952
32	0.846	1:33.918
17	2.723	1:33.902
111	3.231	1:34.275
27	3.663	1:34.145
46	5.279	1:34.195
56	5.282	1:34.844
6	5.437	1:34.696
11	6.606	1:34.960
124	6.963	1:34.536
44	7.537	1:34.491
82	7.775	1:34.337
197	11.478	1:35.546
60	18.276	1:35.696
62	18.537	1:36.467
84	18.680	1:35.707
53	22.260	1:37.411
144	22.365	1:36.942
118	22.634	1:37.271
143	28.017	1:38.075
81	29.565	1:38.613
661	30.037	1:39.678
182	46.324	1:39.671
98	47.484	1:40.718
96	47.520	1:40.802
192	47.550	1:40.752
2	48.582	1:40.689
156	48.782	1:41.363
88	57.613	1:43.137
83	58.032	1:42.578
80	59.692	1:44.547
181	1:04.980	1:44.034
222	1:15.628	1:46.990
3	1:18.845	1:44.272
333	1:32.411	1:46.822

Brands Hatch GP
Circuit Length = 2.4332 miles
Start: 15:21 Flag 15:30 End: 15:33

Weather / Track : Sunny / Dry

BMCRC - MRO Championships 2018 - Rnd 6 @ Brands Hatch GP

Team Respro MRO 600 inc Clubman 600

RACE 10 - SECTOR ANALYSIS

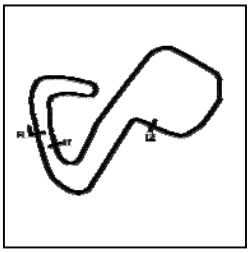

SECTOR 1 = FL to I1, SECTOR 2 = I1 to I2, SECTOR 3 = I2 to FL, DIFF = Difference To Personal Best Lap, P = Crossed Finish Line in Pit Lane, D = Time Disallowed

P1 14 Chris BURRAGE — Yamaha - Seton tuning

IDEAL LAP TIME : 1:33.810 BEST LAP TIME : 1:33.952 DIFFERENCE : 0.142

LAP	SECTOR 1	SECTOR 2	SECTOR 3	LAP TIME	MPH	DIFF	TIME OF DAY
1 -		42.457	21.982	1:39.622	87.93	5.670	15:22:55.151
2 -	30.278	41.854	22.043	1:34.175 (3)	93.01	0.223	15:24:29.326
3 -	30.449	41.970	22.044	1:34.463	92.73	0.511	15:26:03.789
4 -	30.381	42.177	22.030	1:34.588	92.61	0.636	15:27:38.377
5 -	30.142	42.046	***21.926***	1:34.114 (2)	93.07	0.162	15:29:12.491
6 -	***30.069***	***41.815***	22.068	***1:33.952 (1)***	***93.23***		***15:30:46.443***

P2 32 Mark PIPER — Yamaha - please sponsor me

IDEAL LAP TIME : 1:33.568 BEST LAP TIME : 1:33.701 DIFFERENCE : 0.133

LAP	SECTOR 1	SECTOR 2	SECTOR 3	LAP TIME	MPH	DIFF	TIME OF DAY
1 -		43.401	22.367	1:41.152	86.60	7.451	15:22:56.681
2 -	30.598	42.323	22.204	1:35.125	92.08	1.424	15:24:31.806
3 -	29.883	42.133	22.147	1:34.163	93.02	0.462	15:26:05.969
4 -	29.904	***41.789***	22.008	***1:33.701 (1)***	***93.48***		***15:27:39.670***
5 -	29.782	41.915	***22.004***	***1:33.701 (1)***	***93.48***		***15:29:13.371***
6 -	***29.775***	42.034	22.109	1:33.918 (3)	93.27	0.217	15:30:47.289

P3 17 C Philip BAKER — Triumph - Ashford accident repair centre

IDEAL LAP TIME : 1:33.613 BEST LAP TIME : 1:33.902 DIFFERENCE : 0.289

LAP	SECTOR 1	SECTOR 2	SECTOR 3	LAP TIME	MPH	DIFF	TIME OF DAY
1 -		43.605	22.323	1:41.259	86.50	7.357	15:22:56.788
2 -	30.672	42.484	22.428	1:35.584	91.64	1.682	15:24:32.372
3 -	30.051	41.772	22.305	1:34.128 (2)	93.06	0.226	15:26:06.500
4 -	***29.761***	42.196	22.256	1:34.213 (3)	92.97	0.311	15:27:40.713
5 -	30.120	42.027	22.404	1:34.551	92.64	0.649	15:29:15.264
6 -	30.050	***41.769***	***22.083***	***1:33.902 (1)***	***93.28***		***15:30:49.166***

P4 111 Sam SMITH — Kawasaki - Steve Jordan Motorcycles

IDEAL LAP TIME : 1:33.758 BEST LAP TIME : 1:33.761 DIFFERENCE : 0.003

LAP	SECTOR 1	SECTOR 2	SECTOR 3	LAP TIME	MPH	DIFF	TIME OF DAY
1 -		42.919	22.438	1:40.942	86.78	7.181	15:22:56.471
2 -	30.843	42.363	22.522	1:35.728	91.50	1.967	15:24:32.199
3 -	30.668	41.929	22.217	1:34.814	92.38	1.053	15:26:07.013
4 -	30.510	***41.403***	***21.848***	***1:33.761 (1)***	***93.42***		***15:27:40.774***
5 -	30.676	41.446	22.503	1:34.625 (3)	92.57	0.864	15:29:15.399
6 -	***30.507***	41.607	22.161	1:34.275 (2)	92.91	0.514	15:30:49.674

P5 27 Stuart WICKENS — Triumph - Big Tone

IDEAL LAP TIME : 1:33.923 BEST LAP TIME : 1:34.124 DIFFERENCE : 0.201

LAP	SECTOR 1	SECTOR 2	SECTOR 3	LAP TIME	MPH	DIFF	TIME OF DAY
1 -		43.078	22.352	1:41.634	86.18	7.510	15:22:57.163
2 -	30.780	42.182	22.380	1:35.342	91.87	1.218	15:24:32.505
3 -	30.660	41.895	22.245	1:34.800	92.40	0.676	15:26:07.305
4 -	30.438	41.581	***22.105***	***1:34.124 (1)***	***93.06***		***15:27:41.429***
5 -	***30.271***	41.596	22.665	1:34.532 (3)	92.66	0.408	15:29:15.961
6 -	30.321	***41.547***	22.277	1:34.145 (2)	93.04	0.021	15:30:50.106

P6 46 Harry ROWLINGS — Triumph - Bernard Elliott racing / Steve Jordan motorcycles

IDEAL LAP TIME : 1:33.889 BEST LAP TIME : 1:34.103 DIFFERENCE : 0.214

LAP	SECTOR 1	SECTOR 2	SECTOR 3	LAP TIME	MPH	DIFF	TIME OF DAY
1 -		43.382	22.653	1:42.063	85.82	7.960	15:22:57.592
2 -	30.517	42.558	22.337	1:35.412	91.81	1.309	15:24:33.004
3 -	31.094	42.441	22.255	1:35.790	91.44	1.687	15:26:08.794
4 -	30.237	42.158	***22.235***	1:34.630 (3)	92.56	0.527	15:27:43.424
5 -	30.132	***41.665***	22.306	***1:34.103 (1)***	***93.08***		***15:29:17.527***

Weather / Track : Sunny / Dry

Brands Hatch GP
Circuit Length = 2.4332 miles
Start: 15:21 Flag 15:30 End: 15:33

BMCRC - MRO Championships 2018 - Rnd 6 @ Brands Hatch GP

Team Respro MRO 600 inc Clubman 600

RACE 10 - SECTOR ANALYSIS

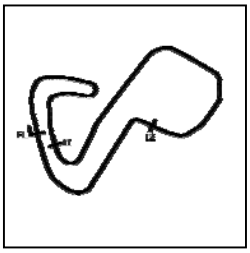

SECTOR 1 = FL to I1, SECTOR 2 = I1 to I2, SECTOR 3 = I2 to FL, DIFF = Difference To Personal Best Lap, P = Crossed Finish Line in Pit Lane, D = Time Disallowed

6 -	***29.989***	41.866	22.340	1:34.195 **(2)**	92.99	0.092	15:30:51.722

P7 56 Michael MILLS Yamaha - A51 Racing

IDEAL LAP TIME : 1:34.105 BEST LAP TIME : 1:34.362 DIFFERENCE : 0.257

LAP	SECTOR 1	SECTOR 2	SECTOR 3	LAP TIME	MPH	DIFF	TIME OF DAY
1 -		43.008	22.582	1:42.207	85.70	7.845	15:22:57.736
2 -	30.678	42.415	***22.131***	1:35.224	91.99	0.862	15:24:32.960
3 -	30.700	42.123	22.235	1:35.058	92.15	0.696	15:26:08.018
4 -	***30.161***	***41.813***	22.527	1:34.501 **(2)**	92.69	0.139	15:27:42.519
5 -	30.249	41.841	22.272	***1:34.362*** **(1)**	***92.83***		***15:29:16.881***
6 -	30.261	42.040	22.543	1:34.844 **(3)**	92.36	0.482	15:30:51.725

P8 6 C Conor WHEELER Kawasaki - www.fitakitchen.co.uk

IDEAL LAP TIME : 1:34.080 BEST LAP TIME : 1:34.551 DIFFERENCE : 0.471

LAP	SECTOR 1	SECTOR 2	SECTOR 3	LAP TIME	MPH	DIFF	TIME OF DAY
1 -		43.380	22.235	1:41.462	86.33	6.911	15:22:56.991
2 -	30.632	42.869	22.237	1:35.738	91.49	1.187	15:24:32.729
3 -	30.606	42.195	***21.931***	1:34.732 **(3)**	92.46	0.181	15:26:07.461
4 -	30.422	42.144	22.606	1:35.172	92.04	0.621	15:27:42.633
5 -	30.360	***42.018***	22.173	***1:34.551*** **(1)**	***92.64***		***15:29:17.184***
6 -	***30.131***	42.105	22.460	1:34.696 **(2)**	92.50	0.145	15:30:51.880

P9 11 Josh HARVEY Yamaha - NR Racing

IDEAL LAP TIME : 1:34.461 BEST LAP TIME : 1:34.520 DIFFERENCE : 0.059

LAP	SECTOR 1	SECTOR 2	SECTOR 3	LAP TIME	MPH	DIFF	TIME OF DAY
1 -		43.179	22.905	1:42.507	85.45	7.987	15:22:58.036
2 -	30.676	42.455	22.242	1:35.373	91.84	0.853	15:24:33.409
3 -	30.712	42.256	***22.229***	1:35.197	92.01	0.677	15:26:08.606
4 -	30.210	***42.064***	22.246	***1:34.520*** **(1)**	***92.67***		***15:27:43.126***
5 -	***30.168***	42.364	22.431	1:34.963 **(3)**	92.24	0.443	15:29:18.089
6 -	30.276	42.267	22.417	1:34.960 **(2)**	92.24	0.440	15:30:53.049

P10 124 Kurtis BUTLER Kawasaki - PGVM / 3vk

IDEAL LAP TIME : 1:34.300 BEST LAP TIME : 1:34.406 DIFFERENCE : 0.106

LAP	SECTOR 1	SECTOR 2	SECTOR 3	LAP TIME	MPH	DIFF	TIME OF DAY
1 -		43.245	22.519	1:43.408	84.71	9.002	15:22:58.937
2 -	30.449	42.494	22.240	1:35.183	92.03	0.777	15:24:34.120
3 -	30.588	42.577	22.285	1:35.450	91.77	1.044	15:26:09.570
4 -	30.423	42.320	22.151	1:34.894 **(3)**	92.31	0.488	15:27:44.464
5 -	***30.165***	***42.064***	22.177	***1:34.406*** **(1)**	***92.78***		***15:29:18.870***
6 -	30.329	42.136	***22.071***	1:34.536 **(2)**	92.66	0.130	15:30:53.406

P11 44 Hayden PLATTON Kawasaki - NR Racing

IDEAL LAP TIME : 1:34.395 BEST LAP TIME : 1:34.491 DIFFERENCE : 0.096

LAP	SECTOR 1	SECTOR 2	SECTOR 3	LAP TIME	MPH	DIFF	TIME OF DAY
1 -		43.282	22.454	1:42.730	85.26	8.239	15:22:58.259
2 -	30.663	42.694	22.222	1:35.579	91.65	1.088	15:24:33.838
3 -	30.412	42.706	22.294	1:35.412 **(3)**	91.81	0.921	15:26:09.250
4 -	30.467	42.764	22.341	1:35.572	91.65	1.081	15:27:44.822
5 -	30.365	***42.112***	22.190	1:34.667 **(2)**	92.53	0.176	15:29:19.489
6 -	***30.240***	42.208	***22.043***	***1:34.491*** **(1)**	***92.70***		***15:30:53.980***

P12 82 C Andrew SMITH Kawasaki - 5 Club Racing

IDEAL LAP TIME : 1:34.337 BEST LAP TIME : 1:34.337 DIFFERENCE : 0.000

LAP	SECTOR 1	SECTOR 2	SECTOR 3	LAP TIME	MPH	DIFF	TIME OF DAY
1 -		43.236	22.771	1:43.349	84.75	9.012	15:22:58.878
2 -	30.793	42.540	22.394	1:35.727	91.50	1.390	15:24:34.605
3 -	30.773	42.610	22.206	1:35.589	91.64	1.252	15:26:10.194

Weather / Track : Sunny / Dry

Brands Hatch GP
Circuit Length = 2.4332 miles
Start: 15:21 Flag 15:30 End: 15:33

BMCRC - MRO Championships 2018 - Rnd 6 @ Brands Hatch GP

Team Respro MRO 600 inc Clubman 600

RACE 10 - SECTOR ANALYSIS

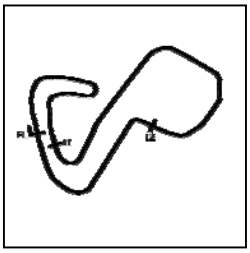

SECTOR 1 = FL to I1, SECTOR 2 = I1 to I2, SECTOR 3 = I2 to FL, DIFF = Difference To Personal Best Lap, P = Crossed Finish Line in Pit Lane, D = Time Disallowed

4 -	30.301	42.310	22.336	1:34.947	(3)	92.26	0.610	15:27:45.141
5 -	30.346	42.166	22.228	1:34.740	(2)	92.46	0.403	15:29:19.881
6 -	***30.295***	***42.129***	***21.913***	***1:34.337***	**(1)**	***92.85***		***15:30:54.218***

P13 197 C Laurence EDGELEY Yamaha -

IDEAL LAP TIME : 1:35.356 BEST LAP TIME : 1:35.376 DIFFERENCE : 0.020

LAP	SECTOR 1	SECTOR 2	SECTOR 3	LAP TIME		MPH	DIFF	TIME OF DAY
1 -		43.813	***22.253***	1:43.524		84.61	8.148	15:22:59.053
2 -	30.882	43.002	22.319	1:36.203		91.05	0.827	15:24:35.256
3 -	30.578	42.832	22.267	1:35.677	(3)	91.55	0.301	15:26:10.933
4 -	30.473	43.312	22.281	1:36.066		91.18	0.690	15:27:46.999
5 -	***30.306***	***42.797***	22.273	***1:35.376***	**(1)**	***91.84***		***15:29:22.375***
6 -	30.424	42.857	22.265	1:35.546	(2)	91.68	0.170	15:30:57.921

P14 60 C Jack YOUNGE Yamaha - Chase Timber Products

IDEAL LAP TIME : 1:35.473 BEST LAP TIME : 1:35.696 DIFFERENCE : 0.223

LAP	SECTOR 1	SECTOR 2	SECTOR 3	LAP TIME		MPH	DIFF	TIME OF DAY
1 -		44.904	22.716	1:45.538		83.00	9.842	15:23:01.067
2 -	30.660	44.480	22.796	1:37.936		89.44	2.240	15:24:39.003
3 -	30.537	43.511	22.704	1:36.752	(3)	90.53	1.056	15:26:15.755
4 -	30.362	43.574	23.257	1:37.193		90.12	1.497	15:27:52.948
5 -	30.436	43.152	***22.487***	1:36.075	(2)	91.17	0.379	15:29:29.023
6 -	***30.195***	***42.791***	22.710	***1:35.696***	**(1)**	***91.53***		***15:31:04.719***

P15 62 C Charlie PATERSON Yamaha - TBR Performance

IDEAL LAP TIME : 1:35.732 BEST LAP TIME : 1:35.822 DIFFERENCE : 0.090

LAP	SECTOR 1	SECTOR 2	SECTOR 3	LAP TIME		MPH	DIFF	TIME OF DAY
1 -		44.937	23.021	1:46.349		82.36	10.527	15:23:01.878
2 -	30.887	43.733	22.801	1:37.421		89.91	1.599	15:24:39.299
3 -	30.882	43.214	***22.541***	1:36.637	(3)	90.64	0.815	15:26:15.936
4 -	30.738	42.958	23.059	1:36.755		90.53	0.933	15:27:52.691
5 -	***30.503***	***42.688***	22.631	***1:35.822***	**(1)**	***91.41***		***15:29:28.513***
6 -	30.665	43.034	22.768	1:36.467	(2)	90.80	0.645	15:31:04.980

P16 84 C Ben WOTTON Triumph - JJR Triumph/ RJS Services

IDEAL LAP TIME : 1:35.476 BEST LAP TIME : 1:35.615 DIFFERENCE : 0.139

LAP	SECTOR 1	SECTOR 2	SECTOR 3	LAP TIME		MPH	DIFF	TIME OF DAY
1 -		44.727	22.809	1:46.482		82.26	10.867	15:23:02.011
2 -	31.788	43.387	22.397	1:37.572		89.77	1.957	15:24:39.583
3 -	31.525	44.669	22.289	1:38.483		88.94	2.868	15:26:18.066
4 -	30.666	***42.623***	22.446	1:35.735	(3)	91.50	0.120	15:27:53.801
5 -	30.652	42.728	***22.235***	***1:35.615***	**(1)**	***91.61***		***15:29:29.416***
6 -	***30.618***	42.778	22.311	1:35.707	(2)	91.52	0.092	15:31:05.123

P17 144 C Tom NEWMAN Triumph - Leeway Building Services & David Bedwell and Partne

IDEAL LAP TIME : 1:36.135 BEST LAP TIME : 1:36.491 DIFFERENCE : 0.356

LAP	SECTOR 1	SECTOR 2	SECTOR 3	LAP TIME		MPH	DIFF	TIME OF DAY
1 -		44.381	23.628	1:46.737		82.06	10.246	15:23:02.266
2 -	32.007	43.582	22.857	1:38.446		88.98	1.955	15:24:40.712
3 -	31.622	43.741	22.705	1:38.068		89.32	1.577	15:26:18.780
4 -	30.892	43.145	***22.454***	***1:36.491***	**(1)**	***90.78***		***15:27:55.271***
5 -	31.043	***42.840***	22.712	1:36.595	(2)	90.68	0.104	15:29:31.866
6 -	***30.841***	43.083	23.018	1:36.942	(3)	90.36	0.451	15:31:08.808

P18 118 James PLUMMER Yamaha - Moremoto

IDEAL LAP TIME : 1:36.309 BEST LAP TIME : 1:36.650 DIFFERENCE : 0.341

LAP	SECTOR 1	SECTOR 2	SECTOR 3	LAP TIME	MPH	DIFF	TIME OF DAY
1 -		44.582	23.202	1:47.069	81.81	10.419	15:23:02.598

Weather / Track : Sunny / Dry

Brands Hatch GP
Circuit Length = 2.4332 miles
Start: 15:21 Flag 15:30 End: 15:33

BMCRC - MRO Championships 2018 - Rnd 6 @ Brands Hatch GP

Team Respro MRO 600 inc Clubman 600

RACE 10 - SECTOR ANALYSIS

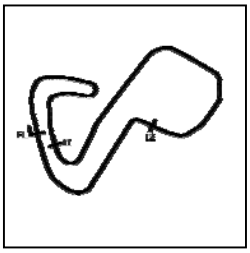

SECTOR 1 = FL to I1, SECTOR 2 = I1 to I2, SECTOR 3 = I2 to FL, DIFF = Difference To Personal Best Lap, P = Crossed Finish Line in Pit Lane, D = Time Disallowed

2 -	31.298	43.708	22.802	1:37.808	89.56	1.158	15:24:40.406
3 -	31.456	43.385	22.702	1:37.543	89.80	0.893	15:26:17.949
4 -	31.219	43.388	***22.600***	1:37.207 **(2)**	90.11	0.557	15:27:55.156
5 -	***30.811***	***42.898***	22.941	***1:36.650*** **(1)**	***90.63***		***15:29:31.806***
6 -	31.174	43.228	22.869	1:37.271 **(3)**	90.05	0.621	15:31:09.077

P19 143 C Daire PRENDERGAST Kawasaki -

IDEAL LAP TIME : 1:37.598 BEST LAP TIME : 1:38.075 DIFFERENCE : 0.477

LAP	SECTOR 1	SECTOR 2	SECTOR 3	LAP TIME	MPH	DIFF	TIME OF DAY
1 -		44.918	23.084	1:47.618	81.39	9.543	15:23:03.147
2 -	31.644	43.784	22.886	1:38.314	89.10	0.239	15:24:41.461
3 -	31.176	44.098	***22.835***	1:38.109 **(2)**	89.28	0.034	15:26:19.570
4 -	31.492	***43.635***	23.046	1:38.173 **(3)**	89.22	0.098	15:27:57.743
5 -	31.527	44.151	22.964	1:38.642	88.80	0.567	15:29:36.385
6 -	***31.128***	44.081	22.866	***1:38.075*** **(1)**	***89.31***		***15:31:14.460***

P20 81 C Liam DUFFETT Triumph -

IDEAL LAP TIME : 1:37.853 BEST LAP TIME : 1:38.098 DIFFERENCE : 0.245

LAP	SECTOR 1	SECTOR 2	SECTOR 3	LAP TIME	MPH	DIFF	TIME OF DAY
1 -		44.954	23.023	1:47.282	81.65	9.184	15:23:02.811
2 -	31.580	44.871	23.103	1:39.554	87.99	1.456	15:24:42.365
3 -	31.327	***43.819***	22.952	***1:38.098*** **(1)**	***89.29***		***15:26:20.463***
4 -	***31.118***	44.665	***22.916***	1:38.699	88.75	0.601	15:27:59.162
5 -	31.385	43.897	22.951	1:38.233 **(2)**	89.17	0.135	15:29:37.395
6 -	31.487	43.982	23.144	1:38.613 **(3)**	88.83	0.515	15:31:16.008

P21 661 Cameron HARRIS Yamaha - HARRIS PERFORMANCE

IDEAL LAP TIME : 1:37.732 BEST LAP TIME : 1:38.292 DIFFERENCE : 0.560

LAP	SECTOR 1	SECTOR 2	SECTOR 3	LAP TIME	MPH	DIFF	TIME OF DAY
1 -		44.674	23.334	1:46.374	82.34	8.082	15:23:01.903
2 -	31.644	***43.350***	23.298	***1:38.292*** **(1)**	***89.12***		***15:24:40.195***
3 -	31.687	44.511	***23.058***	1:39.256	88.25	0.964	15:26:19.451
4 -	***31.324***	43.508	23.476	1:38.308 **(2)**	89.10	0.016	15:27:57.759
5 -	31.718	44.193	23.132	1:39.043 **(3)**	88.44	0.751	15:29:36.802
6 -	32.467	43.871	23.340	1:39.678	87.88	1.386	15:31:16.480

P22 53 C Jason SIGGS Yamaha - J Siggs Construction

IDEAL LAP TIME : 1:36.597 BEST LAP TIME : 1:36.699 DIFFERENCE : 0.102

LAP	SECTOR 1	SECTOR 2	SECTOR 3	LAP TIME	MPH	DIFF	TIME OF DAY
1 -		44.340	22.904	1:44.801	83.58	8.102	15:23:00.330
2 -	31.335	44.403	22.990	1:38.728	88.72	2.029	15:24:39.058
3 -	32.030	43.625	22.739	1:38.394	89.02	1.695	15:26:17.452
4 -	31.307	43.177	***22.657***	1:37.141 **(2)**	90.17	0.442	15:27:54.593
5 -	***30.884***	***43.056***	22.759	***1:36.699*** **(1)**	***90.58***		***15:29:31.292***
6 -	30.957	43.389	23.065	1:37.411 **(3)**	89.92	0.712	15:31:08.703

P23 182 Alisdair ROWLAND-ROUSE Kawasaki - B & B RACING

IDEAL LAP TIME : 1:39.671 BEST LAP TIME : 1:39.671 DIFFERENCE : 0.000

LAP	SECTOR 1	SECTOR 2	SECTOR 3	LAP TIME	MPH	DIFF	TIME OF DAY
1 -		45.763	23.631	1:49.333	80.12	9.662	15:23:04.862
2 -	32.083	46.259	23.706	1:42.048	85.84	2.377	15:24:46.910
3 -	32.576	46.914	23.599	1:43.089	84.97	3.418	15:26:29.999
4 -	32.695	45.580	23.709	1:41.984 **(3)**	85.89	2.313	15:28:11.983
5 -	32.648	44.829	23.636	1:41.113 **(2)**	86.63	1.442	15:29:53.096
6 -	***31.619***	***44.766***	***23.286***	***1:39.671*** **(1)**	***87.88***		***15:31:32.767***

Weather / Track : Sunny / Dry

Brands Hatch GP
Circuit Length = 2.4332 miles
Start: 15:21 Flag 15:30 End: 15:33

BMCRC - MRO Championships 2018 - Rnd 6 @ Brands Hatch GP

Team Respro MRO 600 inc Clubman 600

RACE 10 - SECTOR ANALYSIS

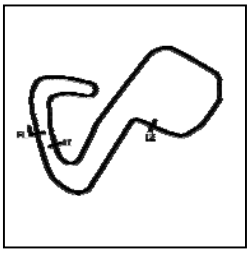

SECTOR 1 = FL to I1, SECTOR 2 = I1 to I2, SECTOR 3 = I2 to FL, DIFF = Difference To Personal Best Lap, P = Crossed Finish Line in Pit Lane, D = Time Disallowed

P24 98 C Lee ELLIS Yamaha - My Wife!

IDEAL LAP TIME : 1:40.607 BEST LAP TIME : 1:40.718 DIFFERENCE : 0.111

LAP	SECTOR 1	SECTOR 2	SECTOR 3	LAP TIME	MPH	DIFF	TIME OF DAY
1 -		45.921	23.859	1:50.824	79.04	10.106	15:23:06.353
2 -	32.837	45.302	23.588	1:41.727	86.11	1.009	15:24:48.080
3 -	***32.553***	46.280	23.514	1:42.347	85.58	1.629	15:26:30.427
4 -	32.794	45.371	***23.422***	1:41.587 **(3)**	86.22	0.869	15:28:12.014
5 -	32.942	44.761	23.492	1:41.195 **(2)**	86.56	0.477	15:29:53.209
6 -	32.588	***44.632***	23.498	***1:40.718*** **(1)**	***86.97***		***15:31:33.927***

P25 96 Jack SIM Yamaha -

IDEAL LAP TIME : 1:40.802 BEST LAP TIME : 1:40.802 DIFFERENCE : 0.000

LAP	SECTOR 1	SECTOR 2	SECTOR 3	LAP TIME	MPH	DIFF	TIME OF DAY
1 -		45.952	23.937	1:50.076	79.57	9.274	15:23:05.605
2 -	32.398	45.861	23.774	1:42.033 **(3)**	85.85	1.231	15:24:47.638
3 -	32.377	45.882	23.940	1:42.199	85.71	1.397	15:26:29.837
4 -	32.620	45.592	23.875	1:42.087	85.80	1.285	15:28:11.924
5 -	32.317	45.084	23.836	1:41.237 **(2)**	86.52	0.435	15:29:53.161
6 -	***32.092***	***44.956***	***23.754***	***1:40.802*** **(1)**	***86.90***		***15:31:33.963***

P26 192 C Daniel MOFFA Triumph - DM Racing

IDEAL LAP TIME : 1:39.631 BEST LAP TIME : 1:39.951 DIFFERENCE : 0.320

LAP	SECTOR 1	SECTOR 2	SECTOR 3	LAP TIME	MPH	DIFF	TIME OF DAY
1 -		46.182	24.154	1:52.854	77.62	12.903	15:23:08.383
2 -	***32.177***	44.573	23.201	***1:39.951*** **(1)**	***87.64***		***15:24:48.334***
3 -	32.549	46.252	23.360	1:42.161	85.74	2.210	15:26:30.495
4 -	32.918	45.742	***22.972***	1:41.632	86.19	1.681	15:28:12.127
5 -	32.610	45.201	23.303	1:41.114 **(3)**	86.63	1.163	15:29:53.241
6 -	33.015	***44.482***	23.255	1:40.752 **(2)**	86.94	0.801	15:31:33.993

P27 2 C Toby TRUNDLE Triumph - Harris Motorcycles Ltd - Harlow Essex

IDEAL LAP TIME : 1:40.282 BEST LAP TIME : 1:40.544 DIFFERENCE : 0.262

LAP	SECTOR 1	SECTOR 2	SECTOR 3	LAP TIME	MPH	DIFF	TIME OF DAY
1 -		46.482	24.218	1:51.401	78.63	10.857	15:23:06.930
2 -	33.057	45.760	24.118	1:42.935	85.10	2.391	15:24:49.865
3 -	32.897	45.239	23.924	1:42.060	85.83	1.516	15:26:31.925
4 -	32.676	45.006	24.185	1:41.867 **(3)**	85.99	1.323	15:28:13.792
5 -	***32.401***	44.657	***23.486***	***1:40.544*** **(1)**	***87.12***		***15:29:54.336***
6 -	32.555	***44.395***	23.739	1:40.689 **(2)**	86.99	0.145	15:31:35.025

P28 156 C Michael STONE Kawasaki -

IDEAL LAP TIME : 1:40.179 BEST LAP TIME : 1:40.784 DIFFERENCE : 0.605

LAP	SECTOR 1	SECTOR 2	SECTOR 3	LAP TIME	MPH	DIFF	TIME OF DAY
1 -		45.802	24.287	1:50.708	79.12	9.924	15:23:06.237
2 -	***31.907***	46.014	23.592	1:41.513 **(3)**	86.29	0.729	15:24:47.750
3 -	32.577	46.392	23.646	1:42.615	85.36	1.831	15:26:30.365
4 -	32.460	46.427	23.826	1:42.713	85.28	1.929	15:28:13.078
5 -	32.274	45.043	***23.467***	***1:40.784*** **(1)**	***86.91***		***15:29:53.862***
6 -	32.640	***44.805***	23.918	1:41.363 **(2)**	86.42	0.579	15:31:35.225

P29 88 Michael STANLEY Triumph -

IDEAL LAP TIME : 1:42.458 BEST LAP TIME : 1:43.106 DIFFERENCE : 0.648

LAP	SECTOR 1	SECTOR 2	SECTOR 3	LAP TIME	MPH	DIFF	TIME OF DAY
1 -		46.094	24.067	1:51.916	78.27	8.810	15:23:07.445
2 -	33.126	46.530	23.977	1:43.633	84.52	0.527	15:24:51.078
3 -	33.614	***45.763***	23.940	1:43.317 **(3)**	84.78	0.211	15:26:34.395
4 -	33.090	45.978	24.038	***1:43.106*** **(1)**	***84.95***		***15:28:17.501***
5 -	***32.860***	46.536	24.022	1:43.418	84.70	0.312	15:30:00.919

Weather / Track : Sunny / Dry

Brands Hatch GP
Circuit Length = 2.4332 miles
Start: 15:21 Flag 15:30 End: 15:33

BMCRC - MRO Championships 2018 - Rnd 6 @ Brands Hatch GP

Team Respro MRO 600 inc Clubman 600

RACE 10 - SECTOR ANALYSIS

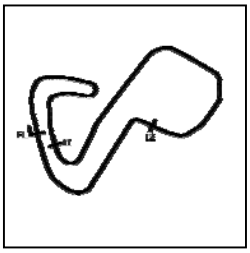

SECTOR 1 = FL to I1, SECTOR 2 = I1 to I2, SECTOR 3 = I2 to FL, DIFF = Difference To Personal Best Lap, P = Crossed Finish Line in Pit Lane, D = Time Disallowed

6 -	33.244	46.058	***23.835***	1:43.137 **(2)**	84.93	0.031	15:31:44.056

P30 83 Talan SKEELS-PIGGINS Suzuki - McMillan Williams

IDEAL LAP TIME : 1:41.217 BEST LAP TIME : 1:41.416 DIFFERENCE : 0.199

LAP	SECTOR 1	SECTOR 2	SECTOR 3	LAP TIME	MPH	DIFF	TIME OF DAY
1 -		46.748	24.346	1:55.295	75.97	13.879	15:23:10.824
2 -	33.425	46.464	24.084	1:43.973	84.25	2.557	15:24:54.797
3 -	33.467	46.143	***23.661***	1:43.271	84.82	1.855	15:26:38.068
4 -	***32.335***	***45.221***	23.860	***1:41.416*** **(1)**	***86.37***		***15:28:19.484***
5 -	32.588	45.809	24.016	1:42.413 **(2)**	85.53	0.997	15:30:01.897
6 -	32.875	45.864	23.839	1:42.578 **(3)**	85.39	1.162	15:31:44.475

P31 80 Stephen KIMMINGS Yamaha - S T Engineering

IDEAL LAP TIME : 1:42.469 BEST LAP TIME : 1:42.701 DIFFERENCE : 0.232

LAP	SECTOR 1	SECTOR 2	SECTOR 3	LAP TIME	MPH	DIFF	TIME OF DAY
1 -		47.152	24.163	1:52.661	77.75	9.960	15:23:08.190
2 -	32.998	47.313	***23.964***	1:44.275	84.00	1.574	15:24:52.465
3 -	32.785	46.603	24.067	1:43.455 **(3)**	84.67	0.754	15:26:35.920
4 -	***32.342***	46.625	24.000	1:42.967 **(2)**	85.07	0.266	15:28:18.887
5 -	32.433	***46.163***	24.105	***1:42.701*** **(1)**	***85.29***		***15:30:01.588***
6 -	32.976	47.327	24.244	1:44.547	83.78	1.846	15:31:46.135

P32 181 C Gary CROFT Yamaha - Big G Racing, Acle Locksmiths & Ezza-bean

IDEAL LAP TIME : 1:43.519 BEST LAP TIME : 1:43.715 DIFFERENCE : 0.196

LAP	SECTOR 1	SECTOR 2	SECTOR 3	LAP TIME	MPH	DIFF	TIME OF DAY
1 -		46.862	24.157	1:53.896	76.91	10.181	15:23:09.425
2 -	33.555	47.998	24.601	1:46.154	82.52	2.439	15:24:55.579
3 -	33.092	46.921	24.187	1:44.200	84.06	0.485	15:26:39.779
4 -	***32.842***	***46.545***	24.328	***1:43.715*** **(1)**	***84.46***		***15:28:23.494***
5 -	32.992	46.571	24.332	1:43.895 **(2)**	84.31	0.180	15:30:07.389
6 -	32.998	46.904	***24.132***	1:44.034 **(3)**	84.20	0.319	15:31:51.423

P33 222 Matthew EPPS Yamaha - M.E Vehicle Repairs

IDEAL LAP TIME : 1:44.893 BEST LAP TIME : 1:45.235 DIFFERENCE : 0.342

LAP	SECTOR 1	SECTOR 2	SECTOR 3	LAP TIME	MPH	DIFF	TIME OF DAY
1 -		***46.968***	***24.013***	1:53.288	77.32	8.053	15:23:08.817
2 -	***33.912***	47.050	24.273	***1:45.235*** **(1)**	***83.24***		***15:24:54.052***
3 -	34.238	48.054	24.604	1:46.896 **(3)**	81.94	1.661	15:26:40.948
4 -	35.070	47.229	24.569	1:46.868 **(2)**	81.96	1.633	15:28:27.816
5 -	34.585	48.005	24.675	1:47.265	81.66	2.030	15:30:15.081
6 -	34.491	47.911	24.588	1:46.990	81.87	1.755	15:32:02.071

P34 3 Joey LAMBDEN Yamaha -

IDEAL LAP TIME : 1:43.751 BEST LAP TIME : 1:43.823 DIFFERENCE : 0.072

LAP	SECTOR 1	SECTOR 2	SECTOR 3	LAP TIME	MPH	DIFF	TIME OF DAY
1 -		46.599	24.271	1:54.846	76.27	11.023	15:23:10.375
2 -	33.220	***46.342***	***24.261***	***1:43.823*** **(1)**	***84.37***		***15:24:54.198***
3 -	33.613	49.203	24.498	1:47.314	81.62	3.491	15:26:41.512
4 -	33.247	55.603	25.598	1:54.448	76.53	10.625	15:28:35.960
5 -	33.789	46.855	24.412	1:45.056 **(3)**	83.38	1.233	15:30:21.016
6 -	***33.148***	46.643	24.481	1:44.272 **(2)**	84.00	0.449	15:32:05.288

P35 333 Robert PRICE Suzuki -

IDEAL LAP TIME : 1:46.727 BEST LAP TIME : 1:46.822 DIFFERENCE : 0.095

LAP	SECTOR 1	SECTOR 2	SECTOR 3	LAP TIME	MPH	DIFF	TIME OF DAY
1 -		50.871	25.854	2:02.663	71.41	15.841	15:23:18.192
2 -	36.037	49.077	24.972	1:50.086	79.57	3.264	15:25:08.278
3 -	34.734	48.799	24.988	1:48.521	80.72	1.699	15:26:56.799

Weather / Track : Sunny / Dry

Brands Hatch GP
Circuit Length = 2.4332 miles
Start: 15:21 Flag 15:30 End: 15:33

BMCRC - MRO Championships 2018 - Rnd 6 @ Brands Hatch GP

Team Respro MRO 600 inc Clubman 600

RACE 10 - SECTOR ANALYSIS

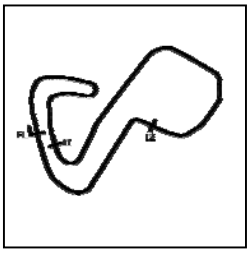

SECTOR 1 = FL to I1, SECTOR 2 = I1 to I2, SECTOR 3 = I2 to FL, DIFF = Difference To Personal Best Lap, P = Crossed Finish Line in Pit Lane, D = Time Disallowed

4 -	34.912	48.539	24.764	1:48.215 **(3)**	80.94	1.393	15:28:45.014
5 -	34.428	47.975	***24.615***	1:47.018 **(2)**	81.85	0.196	15:30:32.032
6 -	***34.206***	***47.906***	24.710	***1:46.822*** **(1)**	***82.00***		***15:32:18.854***

P36 55 C Edgar MACHADO Honda - 2 Build Or Not To Build

IDEAL LAP TIME : 1:49.791 BEST LAP TIME : 1:50.172 DIFFERENCE : 0.381

LAP	SECTOR 1	SECTOR 2	SECTOR 3	LAP TIME	MPH	DIFF	TIME OF DAY
1 -		50.895	25.275	1:59.902	73.05	9.730	15:23:15.431
2 -	35.491	***49.661***	25.020	***1:50.172*** **(1)**	***79.51***		***15:25:05.603***
3 -	35.348	50.044	***24.878***	1:50.270 **(2)**	79.43	0.098	15:26:55.873
4 -	***35.252***	50.267	26.480	1:51.999 **(3)**	78.21	1.827	15:28:47.872

Weather / Track : Sunny / Dry

Brands Hatch GP
Circuit Length = 2.4332 miles
Start: 15:21 Flag 15:30 End: 15:33

BMCRC - MRO Championships 2018 - Rnd 6 @ Brands Hatch GP

Team Respro MRO 600 inc Clubman 600

RACE 10 - BEST SECTORS

	SECTOR 1			SECTOR 2			SECTOR 3			IDEAL / BEST COMPARISON					
POS	NO	NAME	TIME	NO	NAME	TIME	NO	NAME	TIME	POS	NO	NAME	IDEAL	BEST	DIFF
												PERFECT LAP	1:33.012		
1	17	BAKER	29.761	111	SMITH	41.403	111	SMITH	21.848	1	32	PIPER	1:33.568	1:33.701	0.133
2	32	PIPER	29.775	27	WICKENS	41.547	82	SMITH	21.913	2	17	BAKER	1:33.613	1:33.902	0.289
3	46	ROWLINGS	29.989	46	ROWLINGS	41.665	14	BURRAGE	21.926	3	111	SMITH	1:33.758	1:33.761	0.003
4	14	BURRAGE	30.069	17	BAKER	41.769	6	WHEELER	21.931	4	14	BURRAGE	1:33.810	1:33.952	0.142
5	6	WHEELER	30.131	32	PIPER	41.789	32	PIPER	22.004	5	46	ROWLINGS	1:33.889	1:34.103	0.214
6	56	MILLS	30.161	56	MILLS	41.813	44	PLATTON	22.043	6	27	WICKENS	1:33.923	1:34.124	0.201
7	124	BUTLER	30.165	14	BURRAGE	41.815	124	BUTLER	22.071	7	6	WHEELER	1:34.080	1:34.551	0.471
8	11	HARVEY	30.168	6	WHEELER	42.018	17	BAKER	22.083	8	56	MILLS	1:34.105	1:34.362	0.257
9	60	YOUNGE	30.195	11	HARVEY	42.064	27	WICKENS	22.105	9	124	BUTLER	1:34.300	1:34.406	0.106
10	44	PLATTON	30.240	124	BUTLER	42.064	56	MILLS	22.131	10	82	SMITH	1:34.337	1:34.337	0.000
11	27	WICKENS	30.271	44	PLATTON	42.112	11	HARVEY	22.229	11	44	PLATTON	1:34.395	1:34.491	0.096
12	82	SMITH	30.295	82	SMITH	42.129	46	ROWLINGS	22.235	12	11	HARVEY	1:34.461	1:34.520	0.059
13	197	EDGELEY	30.306	84	WOTTON	42.623	84	WOTTON	22.235	13	197	EDGELEY	1:35.356	1:35.376	0.020
14	62	PATERSON	30.503	62	PATERSON	42.688	197	EDGELEY	22.253	14	60	YOUNGE	1:35.473	1:35.696	0.223
15	111	SMITH	30.507	60	YOUNGE	42.791	144	NEWMAN	22.454	15	84	WOTTON	1:35.476	1:35.615	0.139
16	84	WOTTON	30.618	197	EDGELEY	42.797	60	YOUNGE	22.487	16	62	PATERSON	1:35.732	1:35.822	0.090
17	118	PLUMMER	30.811	144	NEWMAN	42.840	62	PATERSON	22.541	17	144	NEWMAN	1:36.135	1:36.491	0.356
18	144	NEWMAN	30.841	118	PLUMMER	42.898	118	PLUMMER	22.600	18	118	PLUMMER	1:36.309	1:36.650	0.341
19	53	SIGGS	30.884	53	SIGGS	43.056	53	SIGGS	22.657	19	53	SIGGS	1:36.597	1:36.699	0.102
20	81	DUFFETT	31.118	661	HARRIS	43.350	143	PRENDERGAST	22.835	20	143	PRENDERGAST	1:37.598	1:38.075	0.477
21	143	PRENDERGAST	31.128	143	PRENDERGAST	43.635	81	DUFFETT	22.916	21	661	HARRIS	1:37.732	1:38.292	0.560
22	661	HARRIS	31.324	81	DUFFETT	43.819	192	MOFFA	22.972	22	81	DUFFETT	1:37.853	1:38.098	0.245
23	182	ROWLAND-ROUSE	31.619	2	TRUNDLE	44.395	661	HARRIS	23.058	23	192	MOFFA	1:39.631	1:39.951	0.320
24	156	STONE	31.907	192	MOFFA	44.482	182	ROWLAND-ROUSE	23.286	24	182	ROWLAND-ROUSE	1:39.671	1:39.671	0.000
25	96	SIM	32.092	98	ELLIS	44.632	98	ELLIS	23.422	25	156	STONE	1:40.179	1:40.784	0.605
26	192	MOFFA	32.177	182	ROWLAND-ROUSE	44.766	156	STONE	23.467	26	2	TRUNDLE	1:40.282	1:40.544	0.262
27	83	SKEELS-PIGGINS	32.335	156	STONE	44.805	2	TRUNDLE	23.486	27	98	ELLIS	1:40.607	1:40.718	0.111
28	80	KIMMINGS	32.342	96	SIM	44.956	83	SKEELS-PIGGINS	23.661	28	96	SIM	1:40.802	1:40.802	0.000
29	2	TRUNDLE	32.401	83	SKEELS-PIGGINS	45.221	96	SIM	23.754	29	83	SKEELS-PIGGINS	1:41.217	1:41.416	0.199
30	98	ELLIS	32.553	88	STANLEY	45.763	88	STANLEY	23.835	30	88	STANLEY	1:42.458	1:43.106	0.648
31	181	CROFT	32.842	80	KIMMINGS	46.163	80	KIMMINGS	23.964	31	80	KIMMINGS	1:42.469	1:42.701	0.232
32	88	STANLEY	32.860	3	LAMBDEN	46.342	222	EPPS	24.013	32	181	CROFT	1:43.519	1:43.715	0.196
33	3	LAMBDEN	33.148	181	CROFT	46.545	181	CROFT	24.132	33	3	LAMBDEN	1:43.751	1:43.823	0.072
34	222	EPPS	33.912	222	EPPS	46.968	3	LAMBDEN	24.261	34	222	EPPS	1:44.893	1:45.235	0.342
35	333	PRICE	34.206	333	PRICE	47.906	333	PRICE	24.615	35	333	PRICE	1:46.727	1:46.822	0.095
36	55	MACHADO	35.252	55	MACHADO	49.661	55	MACHADO	24.878	36	55	MACHADO	1:49.791	1:50.172	0.381
37															

Weather / Track : Sunny / Dry

Brands Hatch GP
Circuit Length = 2.4332 miles
Start: 15:21 Flag 15:30 End: 15:33

Results can be found at www.tsl-timing.com

Printed - 15:35 Saturday, 07 July 2018

BMCRC - MRO Championships 2018 - Rnd 6 @ Brands Hatch GP

Team Respro MRO 600 inc Clubman 600

RACE 19 - GRID (6 Laps)

ROW 14	42	41	40 **171** Wesley PEARCE
ROW 13	39 **162** Nick EDGELEY	38 **34** Michael ROSE	37 **35** James SEATH
ROW 12	36 **55** Edgar MACHADO 1:50.172	35 **333** Robert PRICE 1:46.822	34 **222** Matthew EPPS 1:45.235
ROW 11	33 **3** Joey LAMBDEN 1:43.823	32 **181** Gary CROFT 1:43.715	31 **88** Michael STANLEY 1:43.106
ROW 10	30 **80** Stephen KIMMINGS 1:42.701	29 **83** Talan SKEELS-PIGGINS 1:41.416	28 **96** Jack SIM 1:40.802
ROW 9	27 **156** Michael STONE 1:40.784	26 **98** Lee ELLIS 1:40.718	25 **2** Toby TRUNDLE 1:40.544
ROW 8	24 **192** Daniel MOFFA 1:39.951	23 **182** Alisdair ROWLAND-ROUSE 1:39.671	22 **661** Cameron HARRIS 1:38.292
ROW 7	21 **81** Liam DUFFETT 1:38.098	20 **143** Daire PRENDERGAST 1:38.075	19 **53** Jason SIGGS 1:36.699
ROW 6	18 **118** James PLUMMER 1:36.650	17 **144** Tom NEWMAN 1:36.491	16 **62** Charlie PATERSON 1:35.822
ROW 5	15 **60** Jack YOUNGE 1:35.696	14 **84** Ben WOTTON 1:35.615	13 **197** Laurence EDGELEY 1:35.376
ROW 4	12 **6** Conor WHEELER 1:34.551	11 **11** Josh HARVEY 1:34.520	10 **44** Hayden PLATTON 1:34.491
ROW 3	9 **124** Kurtis BUTLER 1:34.406	8 **56** Michael MILLS 1:34.362	7 **82** Andrew SMITH 1:34.337
ROW 2	6 **27** Stuart WICKENS 1:34.124	5 **46** Harry ROWLINGS 1:34.103	4 **14** Chris BURRAGE 1:33.952
ROW 1	3 **17** Philip BAKER 1:33.902	2 **111** Sam SMITH 1:33.761	1 **32** Mark PIPER 1:33.701

Pole

Brands Hatch GP
Circuit Length = 2.4332 miles

These results are provisional until the conclusion of any judicial and technical matters.

Clerk Of Course :		Timekeeper :

Results can be found at www.tsl-timing.com

Printed - 15:36 Saturday, 07 July 2018

BMCRC - MRO Championships 2018 - Rnd 6 @ Brands Hatch GP

Team Respro MRO 600 inc Clubman 600

RACE 19 - CLASSIFICATION

POS	NO	CL	PIC	NAME	ENTRY	LAPS	TIME	GAP	DIFF	MPH	BEST	ON
1	14		1	Chris BURRAGE	Yamaha - Seton tuning	5	7:55.512			92.10	1:33.663	2
2	32		2	Mark PIPER	Yamaha - please sponsor me	5	7:55.820	0.308	0.308	92.04	1:33.633	5
3	27		3	Stuart WICKENS	Triumph - Big Tone	5	7:59.188	3.676	3.368	91.40	1:34.203	3
4	46		4	Harry ROWLINGS	Triumph - Bernard Elliott racing / Steve Jordan moto	5	7:59.215	3.703	0.027	91.39	1:34.430	3
5	56		5	Michael MILLS	Yamaha - A51 Racing	5	7:59.424	3.912	0.209	91.35	1:34.166	3
6	17	C	1	Philip BAKER	Triumph - Ashford accident repair centre	5	7:59.648	4.136	0.224	91.31	1:34.218	3
7	6	C	2	Conor WHEELER	Kawasaki - www.fitakitchen.co.uk	5	7:59.811	4.299	0.163	91.28	1:34.007	5
8	11		6	Josh HARVEY	Yamaha - NR Racing	5	8:01.965	6.453	2.154	90.87	1:34.866	2
9	197	C	3	Laurence EDGELEY	Yamaha -	5	8:03.190	7.678	1.225	90.64	1:34.812	3
10	82	C	4	Andrew SMITH	Kawasaki - 5 Club Racing	5	8:04.357	8.845	1.167	90.42	1:34.976	2
11	44		7	Hayden PLATTON	Kawasaki - NR Racing	5	8:04.716	9.204	0.359	90.36	1:34.872	5
12	84	C	5	Ben WOTTON	Triumph - JJR Triumph/ RJS Services	5	8:05.127	9.615	0.411	90.28	1:35.114	5
13	124 *		8	Kurtis BUTLER	Kawasaki - PGVM / 3vk	5	8:05.683	10.171	0.556	90.18	1:34.268	4
14	144	C	6	Tom NEWMAN	Triumph - Leeway Building Services & David Bedwe	5	8:09.791	14.279	4.108	89.42	1:35.963	5
15	62	C	7	Charlie PATERSON	Yamaha - TBR Performance	5	8:11.507	15.995	1.716	89.11	1:35.909	5
16	81	C	8	Liam DUFFETT	Triumph -	5	8:17.223	21.711	5.716	88.08	1:37.459	2
17	143	C	9	Daire PRENDERGAST	Kawasaki -	5	8:19.679	24.167	2.456	87.65	1:37.933	3
18	53	C	10	Jason SIGGS	Yamaha - J Siggs Construction	5	8:19.797	24.285	0.118	87.63	1:37.480	4
19	192	C	11	Daniel MOFFA	Triumph - DM Racing	5	8:27.898	32.386	8.101	86.23	1:38.296	5
20	118		9	James PLUMMER	Yamaha - Moremoto	4	6:48.414	1 Lap	1 Lap	85.79	1:39.148	4
21	182		10	Alisdair ROWLAND-ROUSE	Kawasaki - B & B RACING	4	6:49.537	1 Lap	1.123	85.55	1:40.142	4
22	661		11	Cameron HARRIS	Yamaha - HARRIS PERFORMANCE	4	6:50.100	1 Lap	0.563	85.44	1:39.847	4
23	156	C	12	Michael STONE	Kawasaki -	4	6:50.647	1 Lap	0.547	85.32	1:40.550	2
24	96		12	Jack SIM	Yamaha -	4	6:52.210	1 Lap	1.563	85.00	1:40.437	3
25	181	C	13	Gary CROFT	Yamaha - Big G Racing, Acle Locksmiths & Ezza-be	4	6:52.337	1 Lap	0.127	84.97	1:39.623	3
26	98	C	14	Lee ELLIS	Yamaha - My Wife!	4	6:56.965	1 Lap	4.628	84.03	1:41.872	2
27	35	C	15	James SEATH	Yamaha - Ovenden	4	7:00.216	1 Lap	3.251	83.38	1:41.411	4
28	222		13	Matthew EPPS	Yamaha - M.E Vehicle Repairs	4	7:00.480	1 Lap	0.264	83.33	1:41.977	4
29	83		14	Talan SKEELS-PIGGINS	Suzuki - McMillan Williams	4	7:04.614	1 Lap	4.134	82.52	1:42.777	4
30	80		15	Stephen KIMMINGS	Yamaha - S T Engineering	4	7:05.637	1 Lap	1.023	82.32	1:44.153	3
31	2	C	16	Toby TRUNDLE	Triumph - Harris Motorcycles Ltd - Harlow Essex	4	7:06.025	1 Lap	0.388	82.24	1:43.853	4
32	88		16	Michael STANLEY	Triumph -	4	7:06.580	1 Lap	0.555	82.14	1:43.964	2
33	333		17	Robert PRICE	Suzuki -	4	7:10.719	1 Lap	4.139	81.35	1:44.369	2
34	55	C	17	Edgar MACHADO	Honda - 2 Build Or Not To Build	4	7:26.336	1 Lap	15.617	78.50	1:49.384	4

NOT CLASSIFIED

DNF	60	C		Jack YOUNGE	Yamaha - Chase Timber Products	4	6:32.847	1 Lap		89.19	1:36.070	3
DNF	111			Sam SMITH	Kawasaki - Steve Jordan Motorcycles	3	4:48.678	2 Laps	1 Lap	91.03	1:34.342	3
DNF	3			Joey LAMBDEN	Yamaha -	0						

FASTEST LAP

32		Mark PIPER	Yamaha - please sponsor me	5	1:33.633	93.55 mph	150.56 kph
6	C	Conor WHEELER	Kawasaki - www.fitakitchen.co.uk	5	1:34.007	93.18 mph	149.96 kph

*** No. 124 - Please fit a working transponder**
Race stopped
Class - 92.5% of Race Speed = 85.19 mph
Class C - 92.5% of Race Speed = 84.46 mph

Brands Hatch GP
Circuit Length = 2.4332 miles
Start: 18:01 Flag 18:09 End: 18:10

Weather / Track : Sunny / Dry
These results are provisional until the conclusion of any judicial and technical matters.

Clerk Of Course :		Timekeeper :

Results can be found at www.tsl-timing.com

Printed - 18:14 Saturday, 07 July 2018

BMCRC - MRO Championships 2018 - Rnd 6 @ Brands Hatch GP

Team Respro MRO 600 inc Clubman 600

RACE 19 - LAP CHART

LAP 1 @ 18:02:48.371

NO	BEHIND	LAP TIME
32		1:39.550
14	0.172	1:39.722
111	0.320	1:39.870
17	0.556	1:40.106
27	0.617	1:40.167
46	0.907	1:40.457
82	1.416	1:40.966
56	1.896	1:41.446
11	2.310	1:41.860
6	2.441	1:41.991
197	2.762	1:42.312
44	3.298	1:42.848
60	4.054	1:43.604
84	4.111	1:43.661
144	4.742	1:44.292
81	5.331	1:44.881
62	5.929	1:45.479
124	6.850	1:46.400
143	7.157	1:46.707
53	7.448	1:46.998
118	8.756	1:48.306
182	8.831	1:48.381
156	9.083	1:48.633
661	10.081	1:49.631
96	10.409	1:49.959
192	10.470	1:50.020
98	11.083	1:50.633
181	11.434	1:50.984
80	12.350	1:51.900
222	12.841	1:52.391
35	13.250	1:52.800
88	13.582	1:53.132
2	13.799	1:53.349
83	15.028	1:54.578
333	16.578	1:56.128
55	18.121	1:57.671

LAP 2 @ 18:04:22.206

NO	BEHIND	LAP TIME
14		1:33.663
32	0.789	1:34.624
111	0.951	1:34.466
27	1.702	1:34.920
17	1.777	1:35.056
46	2.072	1:35.000
56	2.297	1:34.236
82	2.557	1:34.976
11	3.341	1:34.866
6	3.708	1:35.102
197	4.310	1:35.383
44	5.405	1:35.942
84	5.958	1:35.682
60	6.983	1:36.764
144	7.714	1:36.807
124	8.170	1:35.155
81	8.955	1:37.459
62	9.179	1:37.085
143	11.878	1:38.556
53	12.482	1:38.869
182	15.574	1:40.578
156	15.798	1:40.550
118	16.052	1:41.131
661	16.203	1:39.957
192	16.334	1:39.699
96	17.510	1:40.936
98	19.120	1:41.872
181	19.206	1:41.607
222	22.236	1:43.230
35	23.035	1:43.620
80	23.503	1:44.988
88	23.711	1:43.964
2	23.862	1:43.898
83	24.458	1:43.265
333	27.112	1:44.369
55	33.949	1:49.663

LAP 3 @ 18:05:56.198

NO	BEHIND	LAP TIME
14		1:33.992
32	1.059	1:34.262
111	1.301	1:34.342
27	1.913	1:34.203
17	2.003	1:34.218
56	2.471	1:34.166
46	2.510	1:34.430
82	3.820	1:35.255
11	4.251	1:34.902
6	4.371	1:34.655
197	5.130	1:34.812
44	7.097	1:35.684
84	7.278	1:35.312
60	9.061	1:36.070
124	9.071	1:34.893
144	10.354	1:36.632
62	12.004	1:36.817
81	13.870	1:38.907
143	15.819	1:37.933
53	16.922	1:38.432
118	21.889	1:39.829
182	22.018	1:40.436
156	22.377	1:40.571
192	22.443	1:40.101
661	22.876	1:40.665
96	23.955	1:40.437
181	24.837	1:39.623
98	27.137	1:42.009
222	31.126	1:42.882
35	31.428	1:42.385
80	33.664	1:44.153
88	34.280	1:44.561
83	34.460	1:43.994
2	34.795	1:44.925
333	38.222	1:45.102
55	49.575	1:49.618

LAP 4 @ 18:07:30.274

NO	BEHIND	LAP TIME
14		1:34.076
32	0.734	1:33.751
27	2.759	1:34.922
56	2.879	1:34.484
46	2.971	1:34.537
17	3.386	1:35.459
6	4.351	1:34.056
11	5.425	1:35.250
197	6.511	1:35.457
82	7.299	1:37.555
44	8.391	1:35.370
84	8.560	1:35.358
124	9.263	1:34.268
60	11.394	1:36.409
144	12.375	1:36.097
62	14.145	1:36.217
81	17.917	1:38.123
143	19.809	1:38.066
53	20.326	1:37.480
118	26.961	1:39.148
182	28.084	1:40.142
192	28.149	1:39.782
661	28.647	1:39.847
156	29.194	1:40.893
96	30.757	1:40.878
181	30.884	1:40.123
98	35.512	1:42.451
35	38.763	1:41.411
222	39.027	1:41.977
83	43.161	1:42.777
80	44.184	1:44.596
2	44.572	1:43.853
88	45.127	1:44.923
333	49.266	1:45.120
55	1:04.883	1:49.384

LAP 5 @ 18:09:04.333

NO	BEHIND	LAP TIME
14		1:34.059
32	0.308	1:33.633
27	3.676	1:34.976
46	3.703	1:34.791
56	3.912	1:35.092
17	4.136	1:34.809
6	4.299	1:34.007
11	6.453	1:35.087
197	7.678	1:35.226
82	8.845	1:35.605
44	9.204	1:34.872
84	9.615	1:35.114
124	10.171	1:34.967
144	14.279	1:35.963
62	15.995	1:35.909
81	21.711	1:37.853
143	24.167	1:38.417
53	24.285	1:38.018
192	32.386	1:38.296

Weather / Track : Sunny / Dry

Brands Hatch GP
Circuit Length = 2.4332 miles
Start: 18:01 Flag 18:09 End: 18:10

BMCRC - MRO Championships 2018 - Rnd 6 @ Brands Hatch GP

Team Respro MRO 600 inc Clubman 600

RACE 19 - SECTOR ANALYSIS

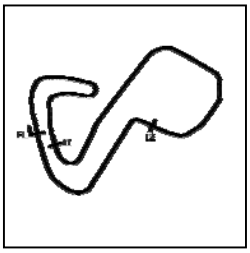

SECTOR 1 = FL to I1, SECTOR 2 = I1 to I2, SECTOR 3 = I2 to FL, DIFF = Difference To Personal Best Lap, P = Crossed Finish Line in Pit Lane, D = Time Disallowed

P1 14 Chris BURRAGE — Yamaha - Seton tuning

IDEAL LAP TIME : 1:33.531 BEST LAP TIME : 1:33.663 DIFFERENCE : 0.132

LAP	SECTOR 1	SECTOR 2	SECTOR 3	LAP TIME	MPH	DIFF	TIME OF DAY
1 -		42.219	22.244	1:39.722	87.84	6.059	18:02:48.543
2 -	***30.104***	***41.505***	22.054	***1:33.663*** **(1)**	***93.52***		***18:04:22.206***
3 -	30.126	41.814	22.052	1:33.992 **(2)**	93.19	0.329	18:05:56.198
4 -	30.190	41.779	22.107	1:34.076	93.11	0.413	18:07:30.274
5 -	30.246	41.891	***21.922***	1:34.059 **(3)**	93.13	0.396	18:09:04.333

P2 32 Mark PIPER — Yamaha - please sponsor me

IDEAL LAP TIME : 1:33.505 BEST LAP TIME : 1:33.633 DIFFERENCE : 0.128

LAP	SECTOR 1	SECTOR 2	SECTOR 3	LAP TIME	MPH	DIFF	TIME OF DAY
1 -		42.480	22.447	1:39.550	87.99	5.917	18:02:48.371
2 -	30.020	42.444	22.160	1:34.624	92.57	0.991	18:04:22.995
3 -	29.819	42.143	22.300	1:34.262 **(3)**	92.93	0.629	18:05:57.257
4 -	29.909	***41.824***	22.018	1:33.751 **(2)**	93.43	0.118	18:07:31.008
5 -	***29.716***	41.952	***21.965***	***1:33.633*** **(1)**	***93.55***		***18:09:04.641***

P3 27 Stuart WICKENS — Triumph - Big Tone

IDEAL LAP TIME : 1:34.091 BEST LAP TIME : 1:34.203 DIFFERENCE : 0.112

LAP	SECTOR 1	SECTOR 2	SECTOR 3	LAP TIME	MPH	DIFF	TIME OF DAY
1 -		42.197	***22.297***	1:40.167	87.45	5.964	18:02:48.988
2 -	30.315	42.143	22.462	1:34.920 **(2)**	92.28	0.717	18:04:23.908
3 -	30.021	***41.797***	22.385	***1:34.203*** **(1)**	***92.98***		***18:05:58.111***
4 -	***29.997***	42.615	22.310	1:34.922 **(3)**	92.28	0.719	18:07:33.033
5 -	30.322	42.249	22.405	1:34.976	92.23	0.773	18:09:08.009

P4 46 Harry ROWLINGS — Triumph - Bernard Elliott racing / Steve Jordan motorcycles

IDEAL LAP TIME : 1:34.093 BEST LAP TIME : 1:34.430 DIFFERENCE : 0.337

LAP	SECTOR 1	SECTOR 2	SECTOR 3	LAP TIME	MPH	DIFF	TIME OF DAY
1 -		42.618	22.118	1:40.457	87.19	6.027	18:02:49.278
2 -	30.429	42.222	22.349	1:35.000	92.20	0.570	18:04:24.278
3 -	30.450	***41.956***	***22.024***	***1:34.430*** **(1)**	***92.76***		***18:05:58.708***
4 -	***30.113***	42.284	22.140	1:34.537 **(2)**	92.66	0.107	18:07:33.245
5 -	30.233	42.287	22.271	1:34.791 **(3)**	92.41	0.361	18:09:08.036

P5 56 Michael MILLS — Yamaha - A51 Racing

IDEAL LAP TIME : 1:34.015 BEST LAP TIME : 1:34.166 DIFFERENCE : 0.151

LAP	SECTOR 1	SECTOR 2	SECTOR 3	LAP TIME	MPH	DIFF	TIME OF DAY
1 -		42.315	22.383	1:41.446	86.34	7.280	18:02:50.267
2 -	30.151	41.928	22.157	1:34.236 **(2)**	92.95	0.070	18:04:24.503
3 -	***30.052***	***41.847***	22.267	***1:34.166*** **(1)**	***93.02***		***18:05:58.669***
4 -	30.139	42.082	22.263	1:34.484 **(3)**	92.71	0.318	18:07:33.153
5 -	30.399	42.577	***22.116***	1:35.092	92.11	0.926	18:09:08.245

P6 17 C Philip BAKER — Triumph - Ashford accident repair centre

IDEAL LAP TIME : 1:34.149 BEST LAP TIME : 1:34.218 DIFFERENCE : 0.069

LAP	SECTOR 1	SECTOR 2	SECTOR 3	LAP TIME	MPH	DIFF	TIME OF DAY
1 -		42.320	22.404	1:40.106	87.50	5.888	18:02:48.927
2 -	30.643	42.066	22.347	1:35.056 **(3)**	92.15	0.838	18:04:23.983
3 -	30.234	***41.819***	22.165	***1:34.218*** **(1)**	***92.97***		***18:05:58.201***
4 -	30.238	43.013	22.208	1:35.459	91.76	1.241	18:07:33.660
5 -	***30.184***	42.479	***22.146***	1:34.809 **(2)**	92.39	0.591	18:09:08.469

P7 6 C Conor WHEELER — Kawasaki - www.fitakitchen.co.uk

IDEAL LAP TIME : 1:33.494 BEST LAP TIME : 1:34.007 DIFFERENCE : 0.513

LAP	SECTOR 1	SECTOR 2	SECTOR 3	LAP TIME	MPH	DIFF	TIME OF DAY

Weather / Track : Sunny / Dry

Brands Hatch GP
Circuit Length = 2.4332 miles
Start: 18:01 Flag 18:09 End: 18:10

BMCRC - MRO Championships 2018 - Rnd 6 @ Brands Hatch GP

Team Respro MRO 600 inc Clubman 600

RACE 19 - SECTOR ANALYSIS

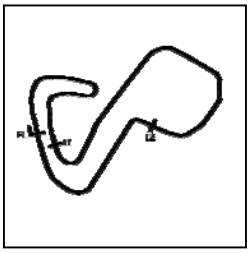

SECTOR 1 = FL to I1, SECTOR 2 = I1 to I2, SECTOR 3 = I2 to FL, DIFF = Difference To Personal Best Lap, P = Crossed Finish Line in Pit Lane, D = Time Disallowed

1 -		43.056	22.094	1:41.991	85.88	7.984	18:02:50.812
2 -	30.412	42.172	22.518	1:35.102	92.10	1.095	18:04:25.914
3 -	29.944	42.549	22.162	1:34.655 **(3)**	92.54	0.648	18:06:00.569
4 -	30.148	***42.122***	***21.786***	1:34.056 **(2)**	93.13	0.049	18:07:34.625
5 -	***29.586***	42.315	22.106	***1:34.007*** **(1)**	***93.18***		***18:09:08.632***

P8 11 Josh HARVEY Yamaha - NR Racing

IDEAL LAP TIME : 1:34.474 BEST LAP TIME : 1:34.866 DIFFERENCE : 0.392

LAP	SECTOR 1	SECTOR 2	SECTOR 3	LAP TIME	MPH	DIFF	TIME OF DAY
1 -		42.903	22.718	1:41.860	85.99	6.994	18:02:50.681
2 -	30.331	***42.225***	22.310	***1:34.866*** **(1)**	***92.33***		***18:04:25.547***
3 -	30.157	42.448	22.297	1:34.902 **(2)**	92.30	0.036	18:06:00.449
4 -	30.171	42.809	***22.270***	1:35.250	91.96	0.384	18:07:35.699
5 -	***29.979***	42.773	22.335	1:35.087 **(3)**	92.12	0.221	18:09:10.786

P9 197 C Laurence EDGELEY Yamaha -

IDEAL LAP TIME : 1:34.763 BEST LAP TIME : 1:34.812 DIFFERENCE : 0.049

LAP	SECTOR 1	SECTOR 2	SECTOR 3	LAP TIME	MPH	DIFF	TIME OF DAY
1 -		43.692	22.258	1:42.312	85.61	7.500	18:02:51.133
2 -	30.432	42.694	22.257	1:35.383 **(3)**	91.83	0.571	18:04:26.516
3 -	***30.144***	42.657	***22.011***	***1:34.812*** **(1)**	***92.39***		***18:06:01.328***
4 -	30.210	42.961	22.286	1:35.457	91.76	0.645	18:07:36.785
5 -	30.249	***42.608***	22.369	1:35.226 **(2)**	91.99	0.414	18:09:12.011

P10 82 C Andrew SMITH Kawasaki - 5 Club Racing

IDEAL LAP TIME : 1:34.622 BEST LAP TIME : 1:34.976 DIFFERENCE : 0.354

LAP	SECTOR 1	SECTOR 2	SECTOR 3	LAP TIME	MPH	DIFF	TIME OF DAY
1 -		42.783	***22.162***	1:40.966	86.76	5.990	18:02:49.787
2 -	30.420	42.354	22.202	***1:34.976*** **(1)**	***92.23***		***18:04:24.763***
3 -	30.724	***42.323***	22.208	1:35.255 **(2)**	91.96	0.279	18:06:00.018
4 -	***30.137***	45.045	22.373	1:37.555	89.79	2.579	18:07:37.573
5 -	30.429	42.746	22.430	1:35.605 **(3)**	91.62	0.629	18:09:13.178

P11 44 Hayden PLATTON Kawasaki - NR Racing

IDEAL LAP TIME : 1:34.810 BEST LAP TIME : 1:34.872 DIFFERENCE : 0.062

LAP	SECTOR 1	SECTOR 2	SECTOR 3	LAP TIME	MPH	DIFF	TIME OF DAY
1 -		43.346	22.527	1:42.848	85.17	7.976	18:02:51.669
2 -	30.583	42.880	22.479	1:35.942	91.30	1.070	18:04:27.611
3 -	30.677	42.625	22.382	1:35.684 **(3)**	91.54	0.812	18:06:03.295
4 -	***30.322***	42.700	22.348	1:35.370 **(2)**	91.85	0.498	18:07:38.665
5 -	30.384	***42.401***	***22.087***	***1:34.872*** **(1)**	***92.33***		***18:09:13.537***

P12 84 C Ben WOTTON Triumph - JJR Triumph/ RJS Services

IDEAL LAP TIME : 1:34.994 BEST LAP TIME : 1:35.114 DIFFERENCE : 0.120

LAP	SECTOR 1	SECTOR 2	SECTOR 3	LAP TIME	MPH	DIFF	TIME OF DAY
1 -		43.685	22.531	1:43.661	84.50	8.547	18:02:52.482
2 -	30.515	42.807	22.360	1:35.682	91.55	0.568	18:04:28.164
3 -	***30.486***	42.651	22.175	1:35.312 **(2)**	91.90	0.198	18:06:03.476
4 -	30.578	42.533	22.247	1:35.358 **(3)**	91.86	0.244	18:07:38.834
5 -	30.606	***42.447***	***22.061***	***1:35.114*** **(1)**	***92.09***		***18:09:13.948***

P13 124 Kurtis BUTLER Kawasaki - PGVM / 3vk

IDEAL LAP TIME : BEST LAP TIME : 1:34.268 DIFFERENCE :

LAP	SECTOR 1	SECTOR 2	SECTOR 3	LAP TIME	MPH	DIFF	TIME OF DAY
1 -				1:46.400	82.32	12.132	18:02:55.221
2 -				1:35.155	92.05	0.887	18:04:30.376
3 -				1:34.893 **(2)**	92.31	0.625	18:06:05.269
4 -				***1:34.268*** **(1)**	***92.92***		***18:07:39.537***

Brands Hatch GP
Circuit Length = 2.4332 miles
Start: 18:01 Flag 18:09 End: 18:10

Weather / Track : Sunny / Dry

BMCRC - MRO Championships 2018 - Rnd 6 @ Brands Hatch GP

Team Respro MRO 600 inc Clubman 600

RACE 19 - SECTOR ANALYSIS

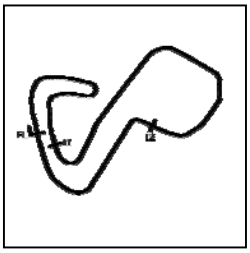

SECTOR 1 = FL to I1, SECTOR 2 = I1 to I2, SECTOR 3 = I2 to FL, DIFF = Difference To Personal Best Lap, P = Crossed Finish Line in Pit Lane, D = Time Disallowed

5 -				1:34.967 **(3)**	92.24	0.699	18:09:14.504

P14 144 C Tom NEWMAN Triumph - Leeway Building Services & David Bedwell and Partne

IDEAL LAP TIME : 1:35.776 BEST LAP TIME : 1:35.963 DIFFERENCE : 0.187

LAP	SECTOR 1	SECTOR 2	SECTOR 3	LAP TIME	MPH	DIFF	TIME OF DAY
1 -		43.533	22.925	1:44.292	83.99	8.329	18:02:53.113
2 -	31.086	43.031	22.690	1:36.807	90.48	0.844	18:04:29.920
3 -	31.150	***42.767***	22.715	1:36.632 **(3)**	90.65	0.669	18:06:06.552
4 -	30.748	42.885	***22.464***	1:36.097 **(2)**	91.15	0.134	18:07:42.649
5 -	***30.545***	42.780	22.638	***1:35.963*** **(1)**	***91.28***		***18:09:18.612***

P15 62 C Charlie PATERSON Yamaha - TBR Performance

IDEAL LAP TIME : 1:35.692 BEST LAP TIME : 1:35.909 DIFFERENCE : 0.217

LAP	SECTOR 1	SECTOR 2	SECTOR 3	LAP TIME	MPH	DIFF	TIME OF DAY
1 -		43.738	22.712	1:45.479	83.04	9.570	18:02:54.300
2 -	30.853	43.411	22.821	1:37.085	90.22	1.176	18:04:31.385
3 -	31.024	43.104	***22.689***	1:36.817 **(3)**	90.47	0.908	18:06:08.202
4 -	30.587	42.739	22.891	1:36.217 **(2)**	91.04	0.308	18:07:44.419
5 -	***30.280***	***42.723***	22.906	***1:35.909*** **(1)**	***91.33***		***18:09:20.328***

P16 81 C Liam DUFFETT Triumph -

IDEAL LAP TIME : 1:37.108 BEST LAP TIME : 1:37.459 DIFFERENCE : 0.351

LAP	SECTOR 1	SECTOR 2	SECTOR 3	LAP TIME	MPH	DIFF	TIME OF DAY
1 -		43.528	***22.736***	1:44.881	83.52	7.422	18:02:53.702
2 -	***31.061***	***43.311***	23.087	***1:37.459*** **(1)**	***89.88***		***18:04:31.161***
3 -	31.735	44.076	23.096	1:38.907	88.56	1.448	18:06:10.068
4 -	31.160	43.981	22.982	1:38.123 **(3)**	89.27	0.664	18:07:48.191
5 -	31.138	43.586	23.129	1:37.853 **(2)**	89.52	0.394	18:09:26.044

P17 143 C Daire PRENDERGAST Kawasaki -

IDEAL LAP TIME : 1:37.641 BEST LAP TIME : 1:37.933 DIFFERENCE : 0.292

LAP	SECTOR 1	SECTOR 2	SECTOR 3	LAP TIME	MPH	DIFF	TIME OF DAY
1 -		44.236	23.458	1:46.707	82.09	8.774	18:02:55.528
2 -	31.446	43.748	23.362	1:38.556	88.88	0.623	18:04:34.084
3 -	31.275	***43.520***	23.138	***1:37.933*** **(1)**	***89.44***		***18:06:12.017***
4 -	***31.024***	43.945	***23.097***	1:38.066 **(2)**	89.32	0.133	18:07:50.083
5 -	31.475	43.628	23.314	1:38.417 **(3)**	89.00	0.484	18:09:28.500

P18 53 C Jason SIGGS Yamaha - J Siggs Construction

IDEAL LAP TIME : 1:37.341 BEST LAP TIME : 1:37.480 DIFFERENCE : 0.139

LAP	SECTOR 1	SECTOR 2	SECTOR 3	LAP TIME	MPH	DIFF	TIME OF DAY
1 -		45.006	23.194	1:46.998	81.86	9.518	18:02:55.819
2 -	31.990	43.972	22.907	1:38.869	88.60	1.389	18:04:34.688
3 -	31.631	44.023	***22.778***	1:38.432 **(3)**	88.99	0.952	18:06:13.120
4 -	***31.138***	43.471	22.871	***1:37.480*** **(1)**	***89.86***		***18:07:50.600***
5 -	31.369	***43.425***	23.224	1:38.018 **(2)**	89.36	0.538	18:09:28.618

P19 192 C Daniel MOFFA Triumph - DM Racing

IDEAL LAP TIME : 1:37.768 BEST LAP TIME : 1:38.296 DIFFERENCE : 0.528

LAP	SECTOR 1	SECTOR 2	SECTOR 3	LAP TIME	MPH	DIFF	TIME OF DAY
1 -		46.118	23.401	1:50.020	79.62	11.724	18:02:58.841
2 -	32.241	44.464	22.994	1:39.699 **(2)**	87.86	1.403	18:04:38.540
3 -	31.961	45.393	***22.747***	1:40.101	87.51	1.805	18:06:18.641
4 -	31.779	45.114	22.889	1:39.782 **(3)**	87.78	1.486	18:07:58.423
5 -	***30.872***	***44.149***	23.275	***1:38.296*** **(1)**	***89.11***		***18:09:36.719***

Weather / Track : Sunny / Dry

Brands Hatch GP
Circuit Length = 2.4332 miles
Start: 18:01 Flag 18:09 End: 18:10

BMCRC - MRO Championships 2018 - Rnd 6 @ Brands Hatch GP

Team Respro MRO 600 inc Clubman 600

RACE 19 - SECTOR ANALYSIS

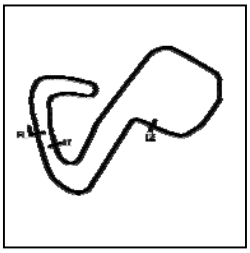

SECTOR 1 = FL to I1, SECTOR 2 = I1 to I2, SECTOR 3 = I2 to FL, DIFF = Difference To Personal Best Lap, P = Crossed Finish Line in Pit Lane, D = Time Disallowed

P20 118 James PLUMMER Yamaha - Moremoto

IDEAL LAP TIME : 1:38.849 BEST LAP TIME : 1:39.148 DIFFERENCE : 0.299

LAP	SECTOR 1	SECTOR 2	SECTOR 3	LAP TIME	MPH	DIFF	TIME OF DAY
1 -		45.653	23.203	1:48.306	80.88	9.158	18:02:57.127
2 -	32.169	45.841	***23.121***	1:41.131 **(3)**	86.61	1.983	18:04:38.258
3 -	31.874	44.816	23.139	1:39.829 **(2)**	87.74	0.681	18:06:18.087
4 -	31.375	***44.500***	23.273	***1:39.148*** **(1)**	***88.35***		***18:07:57.235***

P21 182 Alisdair ROWLAND-ROUSE Kawasaki - B & B RACING

IDEAL LAP TIME : 1:39.609 BEST LAP TIME : 1:40.142 DIFFERENCE : 0.533

LAP	SECTOR 1	SECTOR 2	SECTOR 3	LAP TIME	MPH	DIFF	TIME OF DAY
1 -		45.896	23.114	1:48.381	80.82	8.239	18:02:57.202
2 -	31.962	45.440	23.176	1:40.578 **(3)**	87.09	0.436	18:04:37.780
3 -	31.950	45.520	***22.966***	1:40.436 **(2)**	87.21	0.294	18:06:18.216
4 -	***31.707***	45.328	23.107	***1:40.142*** **(1)**	***87.47***		***18:07:58.358***

P22 661 Cameron HARRIS Yamaha - HARRIS PERFORMANCE

IDEAL LAP TIME : 1:38.856 BEST LAP TIME : 1:39.847 DIFFERENCE : 0.991

LAP	SECTOR 1	SECTOR 2	SECTOR 3	LAP TIME	MPH	DIFF	TIME OF DAY
1 -		46.273	23.424	1:49.631	79.90	9.784	18:02:58.452
2 -	31.551	45.320	23.086	1:39.957 **(2)**	87.63	0.110	18:04:38.409
3 -	31.902	45.722	***23.041***	1:40.665 **(3)**	87.01	0.818	18:06:19.074
4 -	31.649	44.858	23.340	***1:39.847*** **(1)**	***87.73***		***18:07:58.921***

P23 156 C Michael STONE Kawasaki -

IDEAL LAP TIME : 1:39.129 BEST LAP TIME : 1:40.550 DIFFERENCE : 1.421

LAP	SECTOR 1	SECTOR 2	SECTOR 3	LAP TIME	MPH	DIFF	TIME OF DAY
1 -		45.750	***22.869***	1:48.633	80.63	8.083	18:02:57.454
2 -	32.192	45.189	23.169	***1:40.550*** **(1)**	***87.11***		***18:04:38.004***
3 -	31.900	45.787	22.884	1:40.571 **(2)**	87.10	0.021	18:06:18.575
4 -	32.377	45.138	23.378	1:40.893 **(3)**	86.82	0.343	18:07:59.468

P24 96 Jack SIM Yamaha -

IDEAL LAP TIME : 1:39.989 BEST LAP TIME : 1:40.437 DIFFERENCE : 0.448

LAP	SECTOR 1	SECTOR 2	SECTOR 3	LAP TIME	MPH	DIFF	TIME OF DAY
1 -		46.149	23.842	1:49.959	79.66	9.522	18:02:58.780
2 -	***31.955***	45.389	23.592	1:40.936 **(3)**	86.78	0.499	18:04:39.716
3 -	32.134	44.797	***23.506***	***1:40.437*** **(1)**	***87.21***		***18:06:20.153***
4 -	32.215	45.129	23.534	1:40.878 **(2)**	86.83	0.441	18:08:01.031

P25 181 C Gary CROFT Yamaha - Big G Racing, Acle Locksmiths & Ezza-bean

IDEAL LAP TIME : 1:38.810 BEST LAP TIME : 1:39.623 DIFFERENCE : 0.813

LAP	SECTOR 1	SECTOR 2	SECTOR 3	LAP TIME	MPH	DIFF	TIME OF DAY
1 -		46.307	23.763	1:50.984	78.92	11.361	18:02:59.805
2 -	32.440	45.633	23.534	1:41.607 **(3)**	86.21	1.984	18:04:41.412
3 -	31.928	***44.499***	23.196	***1:39.623*** **(1)**	***87.92***		***18:06:21.035***
4 -	***31.301***	45.812	***23.010***	1:40.123 **(2)**	87.49	0.500	18:08:01.158

P26 98 C Lee ELLIS Yamaha - My Wife!

IDEAL LAP TIME : 1:41.358 BEST LAP TIME : 1:41.872 DIFFERENCE : 0.514

LAP	SECTOR 1	SECTOR 2	SECTOR 3	LAP TIME	MPH	DIFF	TIME OF DAY
1 -		46.172	23.689	1:50.633	79.17	8.761	18:02:59.454
2 -	***32.578***	45.401	23.893	***1:41.872*** **(1)**	***85.98***		***18:04:41.326***
3 -	33.229	***45.124***	***23.656***	1:42.009 **(2)**	85.87	0.137	18:06:23.335
4 -	32.979	45.497	23.975	1:42.451 **(3)**	85.50	0.579	18:08:05.786

Weather / Track : Sunny / Dry

Brands Hatch GP
Circuit Length = 2.4332 miles
Start: 18:01 Flag 18:09 End: 18:10

BMCRC - MRO Championships 2018 - Rnd 6 @ Brands Hatch GP

Team Respro MRO 600 inc Clubman 600

RACE 19 - SECTOR ANALYSIS

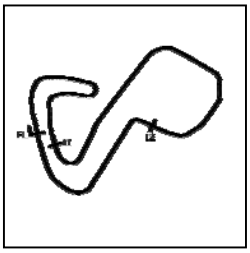

SECTOR 1 = FL to I1, SECTOR 2 = I1 to I2, SECTOR 3 = I2 to FL, DIFF = Difference To Personal Best Lap, P = Crossed Finish Line in Pit Lane, D = Time Disallowed

P27 35 C James SEATH Yamaha - Ovenden

IDEAL LAP TIME : 1:41.147 BEST LAP TIME : 1:41.411 DIFFERENCE : 0.264

LAP	SECTOR 1	SECTOR 2	SECTOR 3	LAP TIME	MPH	DIFF	TIME OF DAY
1 -		47.119	24.049	1:52.800	77.65	11.389	18:03:01.621
2 -	32.699	46.950	23.971	1:43.620 (3)	84.53	2.209	18:04:45.241
3 -	32.534	46.387	***23.464***	1:42.385 (2)	85.55	0.974	18:06:27.626
4 -	32.546	45.378	23.487	***1:41.411*** (1)	***86.37***		***18:08:09.037***

P28 222 Matthew EPPS Yamaha - M.E Vehicle Repairs

IDEAL LAP TIME : 1:41.668 BEST LAP TIME : 1:41.977 DIFFERENCE : 0.309

LAP	SECTOR 1	SECTOR 2	SECTOR 3	LAP TIME	MPH	DIFF	TIME OF DAY
1 -		46.857	24.002	1:52.391	77.94	10.414	18:03:01.212
2 -	32.983	46.119	24.128	1:43.230 (3)	84.85	1.253	18:04:44.442
3 -	33.063	46.108	23.711	1:42.882 (2)	85.14	0.905	18:06:27.324
4 -	32.799	45.742	***23.436***	***1:41.977*** (1)	***85.90***		***18:08:09.301***

P29 83 Talan SKEELS-PIGGINS Suzuki - McMillan Williams

IDEAL LAP TIME : 1:40.921 BEST LAP TIME : 1:42.777 DIFFERENCE : 1.856

LAP	SECTOR 1	SECTOR 2	SECTOR 3	LAP TIME	MPH	DIFF	TIME OF DAY
1 -		47.811	24.177	1:54.578	76.45	11.801	18:03:03.399
2 -	33.066	45.802	24.397	1:43.265 (2)	84.82	0.488	18:04:46.664
3 -	33.307	46.602	24.085	1:43.994 (3)	84.23	1.217	18:06:30.658
4 -	32.871	46.143	***23.763***	***1:42.777*** (1)	***85.23***		***18:08:13.435***

P30 80 Stephen KIMMINGS Yamaha - S T Engineering

IDEAL LAP TIME : 1:43.356 BEST LAP TIME : 1:44.153 DIFFERENCE : 0.797

LAP	SECTOR 1	SECTOR 2	SECTOR 3	LAP TIME	MPH	DIFF	TIME OF DAY
1 -		***46.677***	***24.044***	1:51.900	78.28	7.747	18:03:00.721
2 -	32.892	47.378	24.718	1:44.988 (3)	83.43	0.835	18:04:45.709
3 -	33.158	46.738	24.257	***1:44.153*** (1)	***84.10***		***18:06:29.862***
4 -	33.180	47.168	24.248	1:44.596 (2)	83.74	0.443	18:08:14.458

P31 2 C Toby TRUNDLE Triumph - Harris Motorcycles Ltd - Harlow Essex

IDEAL LAP TIME : 1:42.908 BEST LAP TIME : 1:43.853 DIFFERENCE : 0.945

LAP	SECTOR 1	SECTOR 2	SECTOR 3	LAP TIME	MPH	DIFF	TIME OF DAY
1 -		47.115	24.059	1:53.349	77.28	9.496	18:03:02.170
2 -	33.194	***46.448***	24.256	1:43.898 (2)	84.31	0.045	18:04:46.068
3 -	33.080	46.695	25.150	1:44.925 (3)	83.48	1.072	18:06:30.993
4 -	33.343	46.522	***23.988***	***1:43.853*** (1)	***84.34***		***18:08:14.846***

P32 88 Michael STANLEY Triumph -

IDEAL LAP TIME : 1:43.466 BEST LAP TIME : 1:43.964 DIFFERENCE : 0.498

LAP	SECTOR 1	SECTOR 2	SECTOR 3	LAP TIME	MPH	DIFF	TIME OF DAY
1 -		47.250	***23.882***	1:53.132	77.43	9.168	18:03:01.953
2 -	33.202	46.526	24.236	***1:43.964*** (1)	***84.25***		***18:04:45.917***
3 -	33.777	***46.496***	24.288	1:44.561 (2)	83.77	0.597	18:06:30.478
4 -	33.546	46.637	24.740	1:44.923 (3)	83.48	0.959	18:08:15.401

P33 333 Robert PRICE Suzuki -

IDEAL LAP TIME : 1:44.150 BEST LAP TIME : 1:44.369 DIFFERENCE : 0.219

LAP	SECTOR 1	SECTOR 2	SECTOR 3	LAP TIME	MPH	DIFF	TIME OF DAY
1 -		48.618	24.495	1:56.128	75.43	11.759	18:03:04.949
2 -	33.518	***46.531***	24.320	***1:44.369*** (1)	***83.93***		***18:04:49.318***
3 -	***33.447***	47.096	24.559	1:45.102 (2)	83.34	0.733	18:06:34.420
4 -	33.549	47.399	***24.172***	1:45.120 (3)	83.33	0.751	18:08:19.540

Weather / Track : Sunny / Dry

Brands Hatch GP
Circuit Length = 2.4332 miles
Start: 18:01 Flag 18:09 End: 18:10

BMCRC - MRO Championships 2018 - Rnd 6 @ Brands Hatch GP

Team Respro MRO 600 inc Clubman 600

RACE 19 - SECTOR ANALYSIS

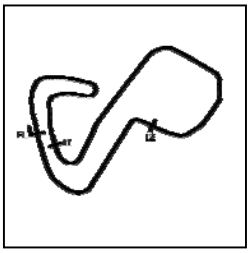

SECTOR 1 = FL to I1, SECTOR 2 = I1 to I2, SECTOR 3 = I2 to FL, DIFF = Difference To Personal Best Lap, P = Crossed Finish Line in Pit Lane, D = Time Disallowed

P34 55 C Edgar MACHADO Honda - 2 Build Or Not To Build

IDEAL LAP TIME : 1:49.061 BEST LAP TIME : 1:49.384 DIFFERENCE : 0.323

LAP	SECTOR 1	SECTOR 2	SECTOR 3	LAP TIME	MPH	DIFF	TIME OF DAY
1 -		***49.130***	24.952	1:57.671	74.44	8.287	18:03:06.492
2 -	35.019	49.586	25.058	1:49.663 **(3)**	79.87	0.279	18:04:56.155
3 -	35.280	49.279	25.059	1:49.618 **(2)**	79.91	0.234	18:06:45.773
4 -	***34.987***	49.453	***24.944***	***1:49.384*** **(1)**	***80.08***		***18:08:35.157***

P35 60 C Jack YOUNGE Yamaha - Chase Timber Products

IDEAL LAP TIME : 1:36.024 BEST LAP TIME : 1:36.070 DIFFERENCE : 0.046

LAP	SECTOR 1	SECTOR 2	SECTOR 3	LAP TIME	MPH	DIFF	TIME OF DAY
1 -		43.748	22.734	1:43.604	84.55	7.534	18:02:52.425
2 -	30.932	***43.057***	22.775	1:36.764 **(3)**	90.52	0.694	18:04:29.189
3 -	***30.265***	43.103	***22.702***	***1:36.070*** **(1)**	***91.18***		***18:06:05.259***
4 -	30.618	43.082	22.709	1:36.409 **(2)**	90.86	0.339	18:07:41.668

P36 111 Sam SMITH Kawasaki - Steve Jordan Motorcycles

IDEAL LAP TIME : 1:33.998 BEST LAP TIME : 1:34.342 DIFFERENCE : 0.344

LAP	SECTOR 1	SECTOR 2	SECTOR 3	LAP TIME	MPH	DIFF	TIME OF DAY
1 -		42.599	22.522	1:39.870	87.71	5.528	18:02:48.691
2 -	30.345	42.136	***21.985***	1:34.466 **(2)**	92.73	0.124	18:04:23.157
3 -	30.473	***41.823***	22.046	***1:34.342*** **(1)**	***92.85***		***18:05:57.499***

Weather / Track : Sunny / Dry

Brands Hatch GP
Circuit Length = 2.4332 miles
Start: 18:01 Flag 18:09 End: 18:10

BMCRC - MRO Championships 2018 - Rnd 6 @ Brands Hatch GP

Team Respro MRO 600 inc Clubman 600

RACE 19 - BEST SECTORS

	SECTOR 1			SECTOR 2			SECTOR 3			IDEAL / BEST COMPARISON					
POS	NO	NAME	TIME	NO	NAME	TIME	NO	NAME	TIME	POS	NO	NAME	IDEAL	BEST	DIFF
												PERFECT LAP	1:32.877		
1	6	WHEELER	29.586	14	BURRAGE	41.505	6	WHEELER	21.786	1	6	WHEELER	1:33.494	1:34.007	0.513
2	32	PIPER	29.716	27	WICKENS	41.797	14	BURRAGE	21.922	2	32	PIPER	1:33.505	1:33.633	0.128
3	11	HARVEY	29.979	17	BAKER	41.819	32	PIPER	21.965	3	14	BURRAGE	1:33.531	1:33.663	0.132
4	27	WICKENS	29.997	111	SMITH	41.823	111	SMITH	21.985	4	111	SMITH	1:33.998	1:34.342	0.344
5	56	MILLS	30.052	32	PIPER	41.824	197	EDGELEY	22.011	5	56	MILLS	1:34.015	1:34.166	0.151
6	14	BURRAGE	30.104	56	MILLS	41.847	46	ROWLINGS	22.024	6	27	WICKENS	1:34.091	1:34.203	0.112
7	46	ROWLINGS	30.113	46	ROWLINGS	41.956	84	WOTTON	22.061	7	46	ROWLINGS	1:34.093	1:34.430	0.337
8	82	SMITH	30.137	6	WHEELER	42.122	44	PLATTON	22.087	8	17	BAKER	1:34.149	1:34.218	0.069
9	197	EDGELEY	30.144	11	HARVEY	42.225	56	MILLS	22.116	9	11	HARVEY	1:34.474	1:34.866	0.392
10	17	BAKER	30.184	82	SMITH	42.323	17	BAKER	22.146	10	82	SMITH	1:34.622	1:34.976	0.354
11	111	SMITH	30.190	44	PLATTON	42.401	82	SMITH	22.162	11	197	EDGELEY	1:34.763	1:34.812	0.049
12	60	YOUNGE	30.265	84	WOTTON	42.447	11	HARVEY	22.270	12	44	PLATTON	1:34.810	1:34.872	0.062
13	62	PATERSON	30.280	197	EDGELEY	42.608	27	WICKENS	22.297	13	84	WOTTON	1:34.994	1:35.114	0.120
14	44	PLATTON	30.322	62	PATERSON	42.723	144	NEWMAN	22.464	14	62	PATERSON	1:35.692	1:35.909	0.217
15	84	WOTTON	30.486	144	NEWMAN	42.767	62	PATERSON	22.689	15	144	NEWMAN	1:35.776	1:35.963	0.187
16	144	NEWMAN	30.545	60	YOUNGE	43.057	60	YOUNGE	22.702	16	60	YOUNGE	1:36.024	1:36.070	0.046
17	192	MOFFA	30.872	81	DUFFETT	43.311	81	DUFFETT	22.736	17	81	DUFFETT	1:37.108	1:37.459	0.351
18	143	PRENDERGAST	31.024	53	SIGGS	43.425	192	MOFFA	22.747	18	53	SIGGS	1:37.341	1:37.480	0.139
19	81	DUFFETT	31.061	143	PRENDERGAST	43.520	53	SIGGS	22.778	19	143	PRENDERGAST	1:37.641	1:37.933	0.292
20	53	SIGGS	31.138	192	MOFFA	44.149	156	STONE	22.869	20	192	MOFFA	1:37.768	1:38.296	0.528
21	118	PLUMMER	31.228	661	HARRIS	44.354	182	ROWLAND-ROUSE	22.966	21	181	CROFT	1:38.810	1:39.623	0.813
22	181	CROFT	31.301	181	CROFT	44.499	181	CROFT	23.010	22	118	PLUMMER	1:38.849	1:39.148	0.299
23	661	HARRIS	31.461	118	PLUMMER	44.500	661	HARRIS	23.041	23	661	HARRIS	1:38.856	1:39.847	0.991
24	156	STONE	31.652	96	SIM	44.528	143	PRENDERGAST	23.097	24	156	STONE	1:39.129	1:40.550	1.421
25	182	ROWLAND-ROUSE	31.707	156	STONE	44.608	118	PLUMMER	23.121	25	182	ROWLAND-ROUSE	1:39.609	1:40.142	0.533
26	96	SIM	31.955	182	ROWLAND-ROUSE	44.936	222	EPPS	23.436	26	96	SIM	1:39.989	1:40.437	0.448
27	83	SKEELS-PIGGINS	32.040	83	SKEELS-PIGGINS	45.118	35	SEATH	23.464	27	83	SKEELS-PIGGINS	1:40.921	1:42.777	1.856
28	35	SEATH	32.371	98	ELLIS	45.124	96	SIM	23.506	28	35	SEATH	1:41.147	1:41.411	0.264
29	2	TRUNDLE	32.472	35	SEATH	45.312	98	ELLIS	23.656	29	98	ELLIS	1:41.358	1:41.872	0.514
30	98	ELLIS	32.578	222	EPPS	45.495	83	SKEELS-PIGGINS	23.763	30	222	EPPS	1:41.668	1:41.977	0.309
31	80	KIMMINGS	32.635	2	TRUNDLE	46.448	88	STANLEY	23.882	31	2	TRUNDLE	1:42.908	1:43.853	0.945
32	222	EPPS	32.737	88	STANLEY	46.496	2	TRUNDLE	23.988	32	80	KIMMINGS	1:43.356	1:44.153	0.797
33	88	STANLEY	33.088	333	PRICE	46.531	80	KIMMINGS	24.044	33	88	STANLEY	1:43.466	1:43.964	0.498
34	333	PRICE	33.447	80	KIMMINGS	46.677	333	PRICE	24.172	34	333	PRICE	1:44.150	1:44.369	0.219
35	55	MACHADO	34.987	55	MACHADO	49.130	55	MACHADO	24.944	35	55	MACHADO	1:49.061	1:49.384	0.323
36										36	124	BUTLER		1:34.268	
37															

Weather / Track : Sunny / Dry

Brands Hatch GP
Circuit Length = 2.4332 miles
Start: 18:01 Flag 18:09 End: 18:10

Results can be found at www.tsl-timing.com

Printed - 18:15 Saturday, 07 July 2018

BMCRC - MRO Championships 2018 - Rnd 6 @ Brands Hatch GP

Team Respro MRO 600 inc Clubman 600

RACE 10 - GRID (7 Laps)

ROW 14	42		41			40	83 Talan SKEELS-PIGGINS	1:42.777
ROW 13	39	171 Wesley PEARCE	38	162 Nick EDGELEY		37	34 Michael ROSE	
ROW 12	36	3 Joey LAMBDEN	35	55 Edgar MACHADO	1:49.384	34	333 Robert PRICE	1:44.369
ROW 11	33	80 Stephen KIMMINGS	1:44.153	32	88 Michael STANLEY	1:43.964	31	2 Toby TRUNDLE 1:43.853
ROW 10	30	222 Matthew EPPS	1:41.977	29	98 Lee ELLIS	1:41.872	28	35 James SEATH 1:41.411
ROW 9	27	156 Michael STONE	1:40.550	26	96 Jack SIM	1:40.437	25	182 Alisdair ROWLAND-ROUSE 1:40.142
ROW 8	24	661 Cameron HARRIS	1:39.847	23	181 Gary CROFT	1:39.623	22	118 James PLUMMER 1:39.148
ROW 7	21	192 Daniel MOFFA	1:38.296	20	143 Daire PRENDERGAST	1:37.933	19	53 Jason SIGGS 1:37.480
ROW 6	18	81 Liam DUFFETT	1:37.459	17	60 Jack YOUNGE	1:36.070	16	144 Tom NEWMAN 1:35.963
ROW 5	15	62 Charlie PATERSON	1:35.909	14	84 Ben WOTTON	1:35.114	13	82 Andrew SMITH 1:34.976
ROW 4	12	44 Hayden PLATTON	1:34.872	11	11 Josh HARVEY	1:34.866	10	197 Laurence EDGELEY 1:34.812
ROW 3	9	46 Harry ROWLINGS	1:34.430	8	111 Sam SMITH	1:34.342	7	124 Kurtis BUTLER 1:34.268
ROW 2	6	17 Philip BAKER	1:34.218	5	27 Stuart WICKENS	1:34.203	4	56 Michael MILLS 1:34.166
ROW 1	3	6 Conor WHEELER	1:34.007	2	14 Chris BURRAGE	1:33.663	1	32 Mark PIPER 1:33.633

Pole

Brands Hatch GP
Circuit Length = 2.4332 miles

These results are provisional until the conclusion of any judicial and technical matters.

Clerk Of Course :		Timekeeper :

Results can be found at www.tsl-timing.com

Printed - 18:17 Saturday, 07 July 2018

BMCRC - MRO Championships 2018 - Rnd 6 @ Brands Hatch GP

Team Respro MRO 600 inc Clubman 600

RACE 10 - CLASSIFICATION

POS	NO	CL	PIC	NAME	ENTRY	LAPS	TIME	GAP	DIFF	MPH	BEST	ON
1	32		1	Mark PIPER	Yamaha - please sponsor me	7	10:55.060			93.60	1:32.367	6
2	6	C	1	Conor WHEELER	Kawasaki - www.fitakitchen.co.uk	7	11:00.517	5.457	5.457	92.83	1:33.223	7
3	56		2	Michael MILLS	Yamaha - A51 Racing	7	11:05.140	10.080	4.623	92.18	1:33.544	5
4	17	C	2	Philip BAKER	Triumph - Ashford accident repair centre	7	11:05.231	10.171	0.091	92.17	1:33.484	5
5	46		3	Harry ROWLINGS	Triumph - Bernard Elliott racing / Steve Jordan moto	7	11:05.538	10.478	0.307	92.13	1:33.675	6
6	27		4	Stuart WICKENS	Triumph - Big Tone	7	11:05.667	10.607	0.129	92.11	1:33.836	6
7	11		5	Josh HARVEY	Yamaha - NR Racing	7	11:06.660	11.600	0.993	91.97	1:33.846	3
8	124		6	Kurtis BUTLER	Kawasaki - PGVM / 3vk	7	11:07.383	12.323	0.723	91.87	1:33.706	3
9	44		7	Hayden PLATTON	Kawasaki - NR Racing	7	11:10.919	15.859	3.536	91.39	1:34.438	4
10	197	C	3	Laurence EDGELEY	Yamaha -	7	11:12.131	17.071	1.212	91.23	1:34.381	4
11	82	C	4	Andrew SMITH	Kawasaki - 5 Club Racing	7	11:13.459	18.399	1.328	91.05	1:34.408	7
12	62	C	5	Charlie PATERSON	Yamaha - TBR Performance	7	11:16.428	21.368	2.969	90.65	1:34.924	5
13	84	C	6	Ben WOTTON	Triumph - JJR Triumph/ RJS Services	7	11:16.476	21.416	0.048	90.64	1:34.897	5
14	144	C	7	Tom NEWMAN	Triumph - Leeway Building Services & David Bedwe	7	11:25.589	30.529	9.113	89.43	1:35.619	7
15	53	C	8	Jason SIGGS	Yamaha - J Siggs Construction	7	11:26.537	31.477	0.948	89.31	1:36.411	6
16	81	C	9	Liam DUFFETT	Triumph -	7	11:28.915	33.855	2.378	89.00	1:37.011	6
17	143	C	10	Daire PRENDERGAST	Kawasaki -	7	11:31.879	36.819	2.964	88.62	1:36.977	7
18	118		8	James PLUMMER	Yamaha - Moremoto	7	11:32.971	37.911	1.092	88.48	1:36.696	7
19	192	C	11	Daniel MOFFA	Triumph - DM Racing	7	11:32.997	37.937	0.026	88.48	1:36.739	6
20	661		9	Cameron HARRIS	Yamaha - HARRIS PERFORMANCE	7	11:35.357	40.297	2.360	88.18	1:37.922	3
21	60	C	12	Jack YOUNGE	Yamaha - Chase Timber Products	7	11:44.943	49.883	9.586	86.98	1:38.378	7
22	182		10	Alisdair ROWLAND-ROUSE	Kawasaki - B & B RACING	7	11:45.578	50.518	0.635	86.90	1:38.873	7
23	156	C	13	Michael STONE	Kawasaki -	7	11:48.509	53.449	2.931	86.54	1:38.171	4
24	2	C	14	Toby TRUNDLE	Triumph - Harris Motorcycles Ltd - Harlow Essex	7	11:53.322	58.262	4.813	85.96	1:39.334	7
25	96		11	Jack SIM	Yamaha -	7	11:53.346	58.286	0.024	85.95	1:39.538	7
26	181	C	15	Gary CROFT	Yamaha - Big G Racing, Acle Locksmiths & Ezza-be	7	11:57.096	1:02.036	3.750	85.50	1:40.720	3
27	83		12	Talan SKEELS-PIGGINS	Suzuki - McMillan Williams	7	12:02.275	1:07.215	5.179	84.89	1:40.152	7
28	88		13	Michael STANLEY	Triumph -	7	12:03.134	1:08.074	0.859	84.79	1:40.411	7
29	222		14	Matthew EPPS	Yamaha - M.E Vehicle Repairs	7	12:07.930	1:12.870	4.796	84.23	1:41.906	7
30	333		15	Robert PRICE	Suzuki -	7	12:29.444	1:34.384	21.514	81.81	1:44.070	5
31	55	C	16	Edgar MACHADO	Honda - 2 Build Or Not To Build	7	12:34.545	1:39.485	5.101	81.26	1:45.774	4
					NOT CLASSIFIED							
DNF	111			Sam SMITH	Kawasaki - Steve Jordan Motorcycles	5	8:03.743	2 Laps	2 Laps	90.54	1:34.436	3
DNF	14			Chris BURRAGE	Yamaha - Seton tuning	1	1:38.988	6 Laps	4 Laps	88.49		

FASTEST LAP

32		Mark PIPER	Yamaha - please sponsor me	6	1:32.367	94.83 mph	152.62 kph
6	C	Conor WHEELER	Kawasaki - www.fitakitchen.co.uk	7	1:33.223	93.96 mph	151.22 kph

Class - 92.5% of Race Speed = 86.58 mph
Class C - 92.5% of Race Speed = 85.86 mph

Brands Hatch GP
Circuit Length = 2.4332 miles
Start: 14:10 Flag 14:21 End: 14:23

Weather / Track : Sunny / Dry
These results are provisional until the conclusion of any judicial and technical matters.

Clerk Of Course :		Timekeeper :

Results can be found at www.tsl-timing.com

Printed - 14:23 Sunday, 08 July 2018

BMCRC - MRO Championships 2018 - Rnd 6 @ Brands Hatch GP

Team Respro MRO 600 inc Clubman 600

RACE 10 - LAP CHART

LAP 1 @ 14:12:02.125

NO	BEHIND	LAP TIME
14		1:38.988
32	0.121	1:39.109
6	0.338	1:39.326
56	0.683	1:39.671
17	0.746	1:39.734
27	1.342	1:40.330
46	1.403	1:40.391
124	1.781	1:40.769
11	1.845	1:40.833
197	2.585	1:41.573
44	3.344	1:42.332
111	3.771	1:42.759
82	4.236	1:43.224
62	4.415	1:43.403
84	4.468	1:43.456
81	5.198	1:44.186
144	5.400	1:44.388
661	6.602	1:45.590
53	6.688	1:45.676
143	7.492	1:46.480
118	7.583	1:46.571
192	8.032	1:47.020
182	8.994	1:47.982
60	9.376	1:48.364
156	9.619	1:48.607
96	10.691	1:49.679
2	10.971	1:49.959
181	11.184	1:50.172
222	11.919	1:50.907
88	12.265	1:51.253
83	12.827	1:51.815
333	15.392	1:54.380
55	16.554	1:55.542

LAP 2 @ 14:13:35.465

NO	BEHIND	LAP TIME
32		1:33.219
6	1.151	1:34.153
56	1.460	1:34.117
17	1.511	1:34.105
27	2.201	1:34.199
124	2.290	1:33.849
46	2.488	1:34.425
11	2.946	1:34.441
197	3.694	1:34.449
44	4.856	1:34.852
111	5.444	1:35.013
82	5.826	1:34.930
62	7.308	1:36.233
84	7.341	1:36.213
144	9.286	1:37.226
81	9.539	1:37.681
53	10.134	1:36.786
661	11.837	1:38.575
118	12.027	1:37.784
143	12.512	1:38.360
192	12.800	1:38.108
182	14.635	1:38.981
156	14.967	1:38.688
60	15.219	1:39.183
96	18.432	1:41.081
2	18.743	1:41.112
181	19.418	1:41.574
222	20.984	1:42.405
83	22.062	1:42.575
88	22.224	1:43.299
333	26.767	1:44.715
55	29.951	1:46.737

LAP 3 @ 14:15:08.295

NO	BEHIND	LAP TIME
32		1:32.830
6	1.754	1:33.433
56	2.624	1:33.994
17	2.837	1:34.156
124	3.166	1:33.706
27	3.624	1:34.253
46	3.728	1:34.070
11	3.962	1:33.846
197	5.882	1:35.018
44	6.860	1:34.834
111	7.050	1:34.436
82	8.947	1:35.951
62	10.107	1:35.629
84	10.155	1:35.644
144	13.810	1:37.354
81	14.679	1:37.970
53	14.750	1:37.446
661	16.929	1:37.922
143	16.938	1:37.256
118	17.579	1:38.382
192	18.180	1:38.210
182	21.376	1:39.571
60	21.508	1:39.119
156	21.809	1:39.672
96	26.732	1:41.130
2	27.009	1:41.096
181	27.308	1:40.720
222	31.091	1:42.937
83	31.443	1:42.211
88	31.764	1:42.370
333	38.560	1:44.623
55	43.372	1:46.251

LAP 4 @ 14:16:40.862

NO	BEHIND	LAP TIME
32		1:32.567
6	2.521	1:33.334
17	4.388	1:34.118
56	4.672	1:34.615
124	5.003	1:34.404
27	5.283	1:34.226
46	5.340	1:34.179
11	5.608	1:34.213
197	7.696	1:34.381
44	8.731	1:34.438
111	9.926	1:35.443
82	11.104	1:34.724
62	13.232	1:35.692
84	13.328	1:35.740
144	18.292	1:37.049
53	18.595	1:36.412
81	20.012	1:37.900
143	22.187	1:37.816
661	22.340	1:37.978
118	22.918	1:37.906
192	22.985	1:37.372
60	27.363	1:38.422
156	27.413	1:38.171
182	28.672	1:39.863
96	35.252	1:41.087
2	35.362	1:40.920
181	35.701	1:40.960
88	41.360	1:42.163
222	42.089	1:43.565
83	42.428	1:43.552
333	50.432	1:44.439
55	56.579	1:45.774

LAP 5 @ 14:18:13.325

NO	BEHIND	LAP TIME
32		1:32.463
6	3.580	1:33.522
17	5.409	1:33.484
56	5.753	1:33.544
46	7.156	1:34.279
27	7.340	1:34.520
124	7.493	1:34.953
11	7.720	1:34.575
197	10.664	1:35.431
44	10.905	1:34.637
111	13.555	1:36.092
82	13.753	1:35.112
62	15.693	1:34.924
84	15.762	1:34.897
144	22.737	1:36.908
53	22.792	1:36.660
81	24.586	1:37.037
143	27.348	1:37.624
661	27.833	1:37.956
118	27.966	1:37.511
192	28.068	1:37.546
60	33.937	1:39.037
182	36.493	1:40.284
156	39.683	1:44.733
96	43.432	1:40.643
2	43.569	1:40.670
181	44.601	1:41.363
83	51.053	1:41.088
88	51.920	1:43.023
222	53.581	1:43.955
333	1:02.039	1:44.070
55	1:11.229	1:47.113

LAP 6 @ 14:19:45.692

NO	BEHIND	LAP TIME
32		1:32.367
6	4.739	1:33.526
17	8.013	1:34.971
56	8.226	1:34.840
46	8.464	1:33.675
27	8.809	1:33.836
11	10.064	1:34.711
124	10.199	1:35.073
44	13.323	1:34.785
197	13.467	1:35.170
82	16.496	1:35.110
62	18.420	1:35.094
84	18.604	1:35.209
53	26.836	1:36.411
144	27.415	1:37.045
81	29.230	1:37.011
143	32.347	1:37.366
192	32.440	1:36.739
661	33.710	1:38.244
118	33.720	1:38.121
60	44.010	1:42.440
182	44.150	1:40.024
156	45.510	1:38.194
96	51.253	1:40.188
2	51.433	1:40.231
181	53.082	1:40.848
83	59.568	1:40.882
88	1:00.168	1:40.615
222	1:03.469	1:42.255
333	1:22.311	1:52.639
55	1:25.600	1:46.738

LAP 7 @ 14:21:18.197

NO	BEHIND	LAP TIME
32		1:32.505
6	5.457	1:33.223
56	10.080	1:34.359
17	10.171	1:34.663
46	10.478	1:34.519
27	10.607	1:34.303
11	11.600	1:34.041
124	12.323	1:34.629
44	15.859	1:35.041
197	17.071	1:36.109
82	18.399	1:34.408
62	21.368	1:35.453
84	21.416	1:35.317
144	30.529	1:35.619
53	31.477	1:37.146
81	33.855	1:37.130
143	36.819	1:36.977
118	37.911	1:36.696
192	37.937	1:38.002
661	40.297	1:39.092
60	49.883	1:38.378
182	50.518	1:38.873
156	53.449	1:40.444
2	58.262	1:39.334
96	58.286	1:39.538
181	1:02.036	1:41.459
83	1:07.215	1:40.152
88	1:08.074	1:40.411
222	1:12.870	1:41.906
333	1:34.384	1:44.578
55	1:39.485	1:46.390

Weather / Track : Sunny / Dry

Brands Hatch GP
Circuit Length = 2.4332 miles
Start: 14:10 Flag 14:21 End: 14:23

BMCRC - MRO Championships 2018 - Rnd 6 @ Brands Hatch GP

Team Respro MRO 600 inc Clubman 600

RACE 10 - SECTOR ANALYSIS

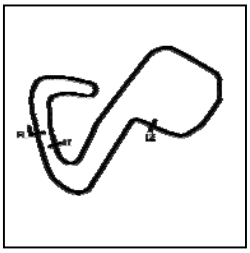

SECTOR 1 = FL to I1, SECTOR 2 = I1 to I2, SECTOR 3 = I2 to FL, DIFF = Difference To Personal Best Lap, P = Crossed Finish Line in Pit Lane, D = Time Disallowed

P1 32 Mark PIPER — Yamaha - please sponsor me

IDEAL LAP TIME : 1:32.036 BEST LAP TIME : 1:32.367 DIFFERENCE : 0.331

LAP	SECTOR 1	SECTOR 2	SECTOR 3	LAP TIME	MPH	DIFF	TIME OF DAY
1 -		42.395	22.001	1:39.109	88.38	6.742	14:12:02.246
2 -	29.662	41.776	21.781	1:33.219	93.97	0.852	14:13:35.465
3 -	***29.278***	41.607	21.945	1:32.830	94.36	0.463	14:15:08.295
4 -	29.395	41.425	21.747	1:32.567	94.63	0.200	14:16:40.862
5 -	29.518	***41.159***	21.786	1:32.463 **(2)**	94.73	0.096	14:18:13.325
6 -	29.418	41.350	***21.599***	***1:32.367*** **(1)**	***94.83***		***14:19:45.692***
7 -	29.639	41.191	21.675	1:32.505 **(3)**	94.69	0.138	14:21:18.197

P2 6 C Conor WHEELER — Kawasaki - www.fitakitchen.co.uk

IDEAL LAP TIME : 1:32.965 BEST LAP TIME : 1:33.223 DIFFERENCE : 0.258

LAP	SECTOR 1	SECTOR 2	SECTOR 3	LAP TIME	MPH	DIFF	TIME OF DAY
1 -		42.469	21.986	1:39.326	88.19	6.103	14:12:02.463
2 -	29.993	41.954	22.206	1:34.153	93.03	0.930	14:13:36.616
3 -	29.637	41.762	22.034	1:33.433 **(3)**	93.75	0.210	14:15:10.049
4 -	***29.476***	41.897	21.961	1:33.334 **(2)**	93.85	0.111	14:16:43.383
5 -	29.921	41.757	***21.844***	1:33.522	93.66	0.299	14:18:16.905
6 -	29.512	42.159	21.855	1:33.526	93.66	0.303	14:19:50.431
7 -	29.661	***41.645***	21.917	***1:33.223*** **(1)**	***93.96***		***14:21:23.654***

P3 56 Michael MILLS — Yamaha - A51 Racing

IDEAL LAP TIME : 1:33.447 BEST LAP TIME : 1:33.544 DIFFERENCE : 0.097

LAP	SECTOR 1	SECTOR 2	SECTOR 3	LAP TIME	MPH	DIFF	TIME OF DAY
1 -		42.383	22.223	1:39.671	87.88	6.127	14:12:02.808
2 -	29.877	41.836	22.404	1:34.117 **(3)**	93.07	0.573	14:13:36.925
3 -	29.873	41.655	22.466	1:33.994 **(2)**	93.19	0.450	14:15:10.919
4 -	30.619	41.679	22.317	1:34.615	92.58	1.071	14:16:45.534
5 -	29.888	***41.603***	***22.053***	***1:33.544*** **(1)**	***93.64***		***14:18:19.078***
6 -	***29.791***	42.713	22.336	1:34.840	92.36	1.296	14:19:53.918
7 -	30.040	42.043	22.276	1:34.359	92.83	0.815	14:21:28.277

P4 17 C Philip BAKER — Triumph - Ashford accident repair centre

IDEAL LAP TIME : 1:33.366 BEST LAP TIME : 1:33.484 DIFFERENCE : 0.118

LAP	SECTOR 1	SECTOR 2	SECTOR 3	LAP TIME	MPH	DIFF	TIME OF DAY
1 -		42.397	***21.986***	1:39.734	87.83	6.250	14:12:02.871
2 -	30.027	41.845	22.233	1:34.105 **(2)**	93.08	0.621	14:13:36.976
3 -	30.034	42.013	22.109	1:34.156	93.03	0.672	14:15:11.132
4 -	29.963	41.887	22.268	1:34.118 **(3)**	93.07	0.634	14:16:45.250
5 -	***29.689***	***41.691***	22.104	***1:33.484*** **(1)**	***93.70***		***14:18:18.734***
6 -	29.939	42.813	22.219	1:34.971	92.23	1.487	14:19:53.705
7 -	30.319	42.191	22.153	1:34.663	92.53	1.179	14:21:28.368

P5 46 Harry ROWLINGS — Triumph - Bernard Elliott racing / Steve Jordan motorcycles

IDEAL LAP TIME : 1:33.621 BEST LAP TIME : 1:33.675 DIFFERENCE : 0.054

LAP	SECTOR 1	SECTOR 2	SECTOR 3	LAP TIME	MPH	DIFF	TIME OF DAY
1 -		42.410	22.227	1:40.391	87.25	6.716	14:12:03.528
2 -	29.978	42.029	22.418	1:34.425	92.77	0.750	14:13:37.953
3 -	30.022	42.016	***22.032***	1:34.070 **(2)**	93.12	0.395	14:15:12.023
4 -	***29.913***	42.008	22.258	1:34.179 **(3)**	93.01	0.504	14:16:46.202
5 -	29.980	42.092	22.207	1:34.279	92.91	0.604	14:18:20.481
6 -	29.959	***41.676***	22.040	***1:33.675*** **(1)**	***93.51***		***14:19:54.156***
7 -	29.967	42.273	22.279	1:34.519	92.67	0.844	14:21:28.675

P6 27 Stuart WICKENS — Triumph - Big Tone

IDEAL LAP TIME : 1:33.525 BEST LAP TIME : 1:33.836 DIFFERENCE : 0.311

LAP	SECTOR 1	SECTOR 2	SECTOR 3	LAP TIME	MPH	DIFF	TIME OF DAY

Weather / Track : Sunny / Dry

Brands Hatch GP
Circuit Length = 2.4332 miles
Start: 14:10 Flag 14:21 End: 14:23

BMCRC - MRO Championships 2018 - Rnd 6 @ Brands Hatch GP

Team Respro MRO 600 inc Clubman 600

RACE 10 - SECTOR ANALYSIS

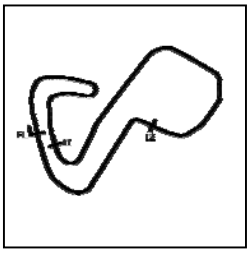

SECTOR 1 = FL to I1, SECTOR 2 = I1 to I2, SECTOR 3 = I2 to FL, DIFF = Difference To Personal Best Lap, P = Crossed Finish Line in Pit Lane, D = Time Disallowed

1 -		42.263	22.418	1:40.330	87.30	6.494	14:12:03.467
2 -	***29.878***	41.719	22.602	1:34.199 **(2)**	92.99	0.363	14:13:37.666
3 -	30.190	41.793	22.270	1:34.253	92.93	0.417	14:15:11.919
4 -	29.938	41.855	22.433	1:34.226 **(3)**	92.96	0.390	14:16:46.145
5 -	29.913	42.233	22.374	1:34.520	92.67	0.684	14:18:20.665
6 -	30.189	***41.539***	***22.108***	***1:33.836*** **(1)**	***93.35***		***14:19:54.501***
7 -	29.938	42.153	22.212	1:34.303	92.89	0.467	14:21:28.804

P7 11 Josh HARVEY Yamaha - NR Racing

IDEAL LAP TIME : 1:33.612 BEST LAP TIME : 1:33.846 DIFFERENCE : 0.234

LAP	SECTOR 1	SECTOR 2	SECTOR 3	LAP TIME	MPH	DIFF	TIME OF DAY
1 -		42.198	22.191	1:40.833	86.87	6.987	14:12:03.970
2 -	29.990	***41.835***	22.616	1:34.441	92.75	0.595	14:13:38.411
3 -	***29.798***	42.069	***21.979***	***1:33.846*** **(1)**	***93.34***		***14:15:12.257***
4 -	29.969	42.010	22.234	1:34.213 **(3)**	92.97	0.367	14:16:46.470
5 -	29.959	42.258	22.358	1:34.575	92.62	0.729	14:18:21.045
6 -	30.295	42.247	22.169	1:34.711	92.49	0.865	14:19:55.756
7 -	29.802	42.048	22.191	1:34.041 **(2)**	93.14	0.195	14:21:29.797

P8 124 Kurtis BUTLER Kawasaki - PGVM / 3vk

IDEAL LAP TIME : 1:33.236 BEST LAP TIME : 1:33.706 DIFFERENCE : 0.470

LAP	SECTOR 1	SECTOR 2	SECTOR 3	LAP TIME	MPH	DIFF	TIME OF DAY
1 -		42.480	22.296	1:40.769	86.92	7.063	14:12:03.906
2 -	29.819	***41.532***	22.498	1:33.849 **(2)**	93.33	0.143	14:13:37.755
3 -	***29.631***	41.903	22.172	***1:33.706*** **(1)**	***93.48***		***14:15:11.461***
4 -	29.923	42.245	22.236	1:34.404 **(3)**	92.79	0.698	14:16:45.865
5 -	29.972	42.547	22.434	1:34.953	92.25	1.247	14:18:20.818
6 -	30.417	42.583	***22.073***	1:35.073	92.13	1.367	14:19:55.891
7 -	29.976	42.290	22.363	1:34.629	92.57	0.923	14:21:30.520

P9 44 Hayden PLATTON Kawasaki - NR Racing

IDEAL LAP TIME : 1:34.161 BEST LAP TIME : 1:34.438 DIFFERENCE : 0.277

LAP	SECTOR 1	SECTOR 2	SECTOR 3	LAP TIME	MPH	DIFF	TIME OF DAY
1 -		43.006	22.681	1:42.332	85.60	7.894	14:12:05.469
2 -	30.190	42.271	22.391	1:34.852	92.35	0.414	14:13:40.321
3 -	30.144	42.394	22.296	1:34.834	92.37	0.396	14:15:15.155
4 -	30.118	***42.127***	22.193	***1:34.438*** **(1)**	***92.75***		***14:16:49.593***
5 -	***29.894***	42.573	22.170	1:34.637 **(2)**	92.56	0.199	14:18:24.230
6 -	30.045	42.376	22.364	1:34.785 **(3)**	92.41	0.347	14:19:59.015
7 -	30.553	42.348	***22.140***	1:35.041	92.16	0.603	14:21:34.056

P10 197 C Laurence EDGELEY Yamaha -

IDEAL LAP TIME : 1:34.273 BEST LAP TIME : 1:34.381 DIFFERENCE : 0.108

LAP	SECTOR 1	SECTOR 2	SECTOR 3	LAP TIME	MPH	DIFF	TIME OF DAY
1 -		42.855	22.126	1:41.573	86.24	7.192	14:12:04.710
2 -	29.947	***42.341***	22.161	1:34.449 **(2)**	92.74	0.068	14:13:39.159
3 -	30.146	42.504	22.368	1:35.018 **(3)**	92.19	0.637	14:15:14.177
4 -	***29.842***	42.366	22.173	***1:34.381*** **(1)**	***92.81***		***14:16:48.558***
5 -	30.157	42.973	22.301	1:35.431	91.79	1.050	14:18:23.989
6 -	29.957	43.123	***22.090***	1:35.170	92.04	0.789	14:19:59.159
7 -	30.448	43.163	22.498	1:36.109	91.14	1.728	14:21:35.268

P11 82 C Andrew SMITH Kawasaki - 5 Club Racing

IDEAL LAP TIME : 1:34.271 BEST LAP TIME : 1:34.408 DIFFERENCE : 0.137

LAP	SECTOR 1	SECTOR 2	SECTOR 3	LAP TIME	MPH	DIFF	TIME OF DAY
1 -		43.153	23.158	1:43.224	84.86	8.816	14:12:06.361
2 -	30.311	***42.227***	22.392	1:34.930 **(3)**	92.27	0.522	14:13:41.291
3 -	30.579	42.618	22.754	1:35.951	91.29	1.543	14:15:17.242
4 -	30.132	42.395	***22.197***	1:34.724 **(2)**	92.47	0.316	14:16:51.966

Weather / Track : Sunny / Dry

Brands Hatch GP
Circuit Length = 2.4332 miles
Start: 14:10 Flag 14:21 End: 14:23

BMCRC - MRO Championships 2018 - Rnd 6 @ Brands Hatch GP

Team Respro MRO 600 inc Clubman 600

RACE 10 - SECTOR ANALYSIS

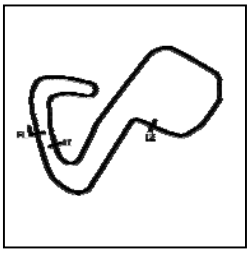

SECTOR 1 = FL to I1, SECTOR 2 = I1 to I2, SECTOR 3 = I2 to FL, DIFF = Difference To Personal Best Lap, P = Crossed Finish Line in Pit Lane, D = Time Disallowed

5 -	30.151	42.370	22.591	1:35.112	92.10	0.704	14:18:27.078
6 -	30.323	42.414	22.373	1:35.110	92.10	0.702	14:20:02.188
7 -	***29.847***	42.318	22.243	***1:34.408*** **(1)**	***92.78***		***14:21:36.596***

P12 62 C Charlie PATERSON Yamaha - TBR Performance

IDEAL LAP TIME : 1:34.866 BEST LAP TIME : 1:34.924 DIFFERENCE : 0.058

LAP	SECTOR 1	SECTOR 2	SECTOR 3	LAP TIME	MPH	DIFF	TIME OF DAY
1 -		43.444	22.720	1:43.403	84.71	8.479	14:12:06.540
2 -	30.604	42.867	22.762	1:36.233	91.02	1.309	14:13:42.773
3 -	30.330	42.676	22.623	1:35.629	91.60	0.705	14:15:18.402
4 -	30.366	42.710	22.616	1:35.692	91.54	0.768	14:16:54.094
5 -	30.090	***42.555***	***22.279***	***1:34.924*** **(1)**	***92.28***		***14:18:29.018***
6 -	***30.032***	42.644	22.418	1:35.094 **(2)**	92.11	0.170	14:20:04.112
7 -	30.235	42.686	22.532	1:35.453 **(3)**	91.77	0.529	14:21:39.565

P13 84 C Ben WOTTON Triumph - JJR Triumph/ RJS Services

IDEAL LAP TIME : 1:34.849 BEST LAP TIME : 1:34.897 DIFFERENCE : 0.048

LAP	SECTOR 1	SECTOR 2	SECTOR 3	LAP TIME	MPH	DIFF	TIME OF DAY
1 -		43.415	22.441	1:43.456	84.67	8.559	14:12:06.593
2 -	30.884	42.908	22.421	1:36.213	91.04	1.316	14:13:42.806
3 -	30.577	42.887	22.180	1:35.644	91.58	0.747	14:15:18.450
4 -	30.688	42.770	22.282	1:35.740	91.49	0.843	14:16:54.190
5 -	30.372	***42.517***	***22.008***	***1:34.897*** **(1)**	***92.30***		***14:18:29.087***
6 -	30.408	42.587	22.214	1:35.209 **(2)**	92.00	0.312	14:20:04.296
7 -	***30.324***	42.775	22.218	1:35.317 **(3)**	91.90	0.420	14:21:39.613

P14 144 C Tom NEWMAN Triumph - Leeway Building Services & David Bedwell and Partne

IDEAL LAP TIME : 1:35.619 BEST LAP TIME : 1:35.619 DIFFERENCE : 0.000

LAP	SECTOR 1	SECTOR 2	SECTOR 3	LAP TIME	MPH	DIFF	TIME OF DAY
1 -		43.533	22.814	1:44.388	83.91	8.769	14:12:07.525
2 -	30.837	43.304	23.085	1:37.226	90.09	1.607	14:13:44.751
3 -	30.982	43.449	22.923	1:37.354	89.97	1.735	14:15:22.105
4 -	30.874	43.272	22.903	1:37.049	90.26	1.430	14:16:59.154
5 -	30.940	43.283	22.685	1:36.908 **(2)**	90.39	1.289	14:18:36.062
6 -	30.991	43.454	22.600	1:37.045 **(3)**	90.26	1.426	14:20:13.107
7 -	***30.358***	***42.721***	***22.540***	***1:35.619*** **(1)**	***91.61***		***14:21:48.726***

P15 53 C Jason SIGGS Yamaha - J Siggs Construction

IDEAL LAP TIME : 1:36.189 BEST LAP TIME : 1:36.411 DIFFERENCE : 0.222

LAP	SECTOR 1	SECTOR 2	SECTOR 3	LAP TIME	MPH	DIFF	TIME OF DAY
1 -		44.186	23.049	1:45.676	82.89	9.265	14:12:08.813
2 -	30.952	42.974	22.860	1:36.786	90.50	0.375	14:13:45.599
3 -	31.270	43.384	22.792	1:37.446	89.89	1.035	14:15:23.045
4 -	***30.766***	***42.933***	22.713	1:36.412 **(2)**	90.85	0.001	14:16:59.457
5 -	31.221	42.949	***22.490***	1:36.660 **(3)**	90.62	0.249	14:18:36.117
6 -	30.800	43.075	22.536	***1:36.411*** **(1)**	***90.85***		***14:20:12.528***
7 -	30.955	43.429	22.762	1:37.146	90.17	0.735	14:21:49.674

P16 81 C Liam DUFFETT Triumph -

IDEAL LAP TIME : 1:36.728 BEST LAP TIME : 1:37.011 DIFFERENCE : 0.283

LAP	SECTOR 1	SECTOR 2	SECTOR 3	LAP TIME	MPH	DIFF	TIME OF DAY
1 -		43.918	22.828	1:44.186	84.07	7.175	14:12:07.323
2 -	30.874	43.555	23.252	1:37.681	89.67	0.670	14:13:45.004
3 -	31.252	43.768	22.950	1:37.970	89.41	0.959	14:15:22.974
4 -	31.057	43.750	23.093	1:37.900	89.47	0.889	14:17:00.874
5 -	30.798	***43.340***	22.899	1:37.037 **(2)**	90.27	0.026	14:18:37.911
6 -	***30.673***	43.623	***22.715***	***1:37.011*** **(1)**	***90.29***		***14:20:14.922***
7 -	30.696	43.517	22.917	1:37.130 **(3)**	90.18	0.119	14:21:52.052

Weather / Track : Sunny / Dry

Brands Hatch GP
Circuit Length = 2.4332 miles
Start: 14:10 Flag 14:21 End: 14:23

BMCRC - MRO Championships 2018 - Rnd 6 @ Brands Hatch GP

Team Respro MRO 600 inc Clubman 600

RACE 10 - SECTOR ANALYSIS

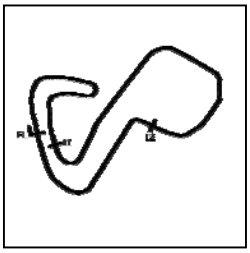

SECTOR 1 = FL to I1, SECTOR 2 = I1 to I2, SECTOR 3 = I2 to FL, DIFF = Difference To Personal Best Lap, P = Crossed Finish Line in Pit Lane, D = Time Disallowed

P17 143 C Daire PRENDERGAST — Kawasaki -

IDEAL LAP TIME : 1:36.874 BEST LAP TIME : 1:36.977 DIFFERENCE : 0.103

LAP	SECTOR 1	SECTOR 2	SECTOR 3	LAP TIME	MPH	DIFF	TIME OF DAY
1 -		44.498	23.322	1:46.480	82.26	9.503	14:12:09.617
2 -	31.551	43.640	23.169	1:38.360	89.05	1.383	14:13:47.977
3 -	31.208	***43.209***	22.839	1:37.256 **(2)**	90.06	0.279	14:15:25.233
4 -	31.062	43.593	23.161	1:37.816	89.55	0.839	14:17:03.049
5 -	31.158	43.639	22.827	1:37.624	89.73	0.647	14:18:40.673
6 -	31.145	43.418	***22.803***	1:37.366 **(3)**	89.96	0.389	14:20:18.039
7 -	***30.862***	43.234	22.881	***1:36.977*** **(1)**	***90.32***		***14:21:55.016***

P18 118 James PLUMMER — Yamaha - Moremoto

IDEAL LAP TIME : 1:36.696 BEST LAP TIME : 1:36.696 DIFFERENCE : 0.000

LAP	SECTOR 1	SECTOR 2	SECTOR 3	LAP TIME	MPH	DIFF	TIME OF DAY
1 -		44.091	23.218	1:46.571	82.19	9.875	14:12:09.708
2 -	31.182	43.434	23.168	1:37.784 **(3)**	89.58	1.088	14:13:47.492
3 -	31.902	43.490	22.990	1:38.382	89.03	1.686	14:15:25.874
4 -	30.951	43.789	23.166	1:37.906	89.47	1.210	14:17:03.780
5 -	31.124	43.658	22.729	1:37.511 **(2)**	89.83	0.815	14:18:41.291
6 -	31.743	43.452	22.926	1:38.121	89.27	1.425	14:20:19.412
7 -	***30.713***	***43.263***	***22.720***	***1:36.696*** **(1)**	***90.59***		***14:21:56.108***

P19 192 C Daniel MOFFA — Triumph - DM Racing

IDEAL LAP TIME : 1:36.458 BEST LAP TIME : 1:36.739 DIFFERENCE : 0.281

LAP	SECTOR 1	SECTOR 2	SECTOR 3	LAP TIME	MPH	DIFF	TIME OF DAY
1 -		44.790	23.213	1:47.020	81.85	10.281	14:12:10.157
2 -	31.349	43.581	23.178	1:38.108	89.28	1.369	14:13:48.265
3 -	31.555	43.777	22.878	1:38.210	89.19	1.471	14:15:26.475
4 -	***31.012***	43.494	22.866	1:37.372 **(2)**	89.96	0.633	14:17:03.847
5 -	31.356	43.558	22.632	1:37.546 **(3)**	89.80	0.807	14:18:41.393
6 -	31.221	***42.983***	22.535	***1:36.739*** **(1)**	***90.55***		***14:20:18.132***
7 -	31.200	44.339	***22.463***	1:38.002	89.38	1.263	14:21:56.134

P20 661 Cameron HARRIS — Yamaha - HARRIS PERFORMANCE

IDEAL LAP TIME : 1:37.522 BEST LAP TIME : 1:37.922 DIFFERENCE : 0.400

LAP	SECTOR 1	SECTOR 2	SECTOR 3	LAP TIME	MPH	DIFF	TIME OF DAY
1 -		44.004	23.058	1:45.590	82.96	7.668	14:12:08.727
2 -	31.679	43.736	23.160	1:38.575	88.86	0.653	14:13:47.302
3 -	31.260	43.631	23.031	***1:37.922*** **(1)**	***89.45***		***14:15:25.224***
4 -	31.373	***43.571***	23.034	1:37.978 **(3)**	89.40	0.056	14:17:03.202
5 -	31.478	43.629	***22.849***	1:37.956 **(2)**	89.42	0.034	14:18:41.158
6 -	***31.102***	44.028	23.114	1:38.244	89.16	0.322	14:20:19.402
7 -	31.787	43.972	23.333	1:39.092	88.40	1.170	14:21:58.494

P21 60 C Jack YOUNGE — Yamaha - Chase Timber Products

IDEAL LAP TIME : 1:37.907 BEST LAP TIME : 1:38.378 DIFFERENCE : 0.471

LAP	SECTOR 1	SECTOR 2	SECTOR 3	LAP TIME	MPH	DIFF	TIME OF DAY
1 -		45.523	23.541	1:48.364	80.83	9.986	14:12:11.501
2 -	31.899	44.011	23.273	1:39.183	88.31	0.805	14:13:50.684
3 -	31.303	44.561	23.255	1:39.119	88.37	0.741	14:15:29.803
4 -	***30.763***	***43.974***	23.685	1:38.422 **(2)**	89.00	0.044	14:17:08.225
5 -	31.630	44.077	23.330	1:39.037 **(3)**	88.45	0.659	14:18:47.262
6 -	31.342	47.757	23.341	1:42.440	85.51	4.062	14:20:29.702
7 -	30.921	44.287	***23.170***	***1:38.378*** **(1)**	***89.04***		***14:22:08.080***

P22 182 Alisdair ROWLAND-ROUSE — Kawasaki - B & B RACING

IDEAL LAP TIME : 1:38.651 BEST LAP TIME : 1:38.873 DIFFERENCE : 0.222

LAP	SECTOR 1	SECTOR 2	SECTOR 3	LAP TIME	MPH	DIFF	TIME OF DAY

Weather / Track : Sunny / Dry

Brands Hatch GP
Circuit Length = 2.4332 miles
Start: 14:10 Flag 14:21 End: 14:23

BMCRC - MRO Championships 2018 - Rnd 6 @ Brands Hatch GP

Team Respro MRO 600 inc Clubman 600

RACE 10 - SECTOR ANALYSIS

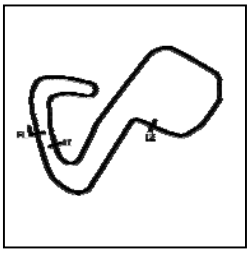

SECTOR 1 = FL to I1, SECTOR 2 = I1 to I2, SECTOR 3 = I2 to FL, DIFF = Difference To Personal Best Lap, P = Crossed Finish Line in Pit Lane, D = Time Disallowed

1 -		45.094	23.448	1:47.982	81.12	9.109	14:12:11.119
2 -	***31.621***	***44.064***	23.296	1:38.981 **(2)**	88.50	0.108	14:13:50.100
3 -	31.657	44.514	23.400	1:39.571 **(3)**	87.97	0.698	14:15:29.671
4 -	31.630	44.926	23.307	1:39.863	87.71	0.990	14:17:09.534
5 -	31.870	45.031	23.383	1:40.284	87.35	1.411	14:18:49.818
6 -	31.833	44.932	23.259	1:40.024	87.57	1.151	14:20:29.842
7 -	31.723	44.184	***22.966***	***1:38.873*** **(1)**	***88.59***		***14:22:08.715***

P23 156 C Michael STONE Kawasaki -

IDEAL LAP TIME : 1:37.449 BEST LAP TIME : 1:38.171 DIFFERENCE : 0.722

LAP	SECTOR 1	SECTOR 2	SECTOR 3	LAP TIME	MPH	DIFF	TIME OF DAY
1 -		45.375	23.502	1:48.607	80.65	10.436	14:12:11.744
2 -	31.411	43.929	23.348	1:38.688 **(3)**	88.76	0.517	14:13:50.432
3 -	31.581	44.858	23.233	1:39.672	87.88	1.501	14:15:30.104
4 -	31.429	43.767	22.975	***1:38.171*** **(1)**	***89.23***		***14:17:08.275***
5 -	31.038	46.326	27.369	1:44.733	83.63	6.562	14:18:53.008
6 -	31.686	***43.627***	***22.881***	1:38.194 **(2)**	89.20	0.023	14:20:31.202
7 -	***30.941***	45.898	23.605	1:40.444	87.21	2.273	14:22:11.646

P24 2 C Toby TRUNDLE Triumph - Harris Motorcycles Ltd - Harlow Essex

IDEAL LAP TIME : 1:39.334 BEST LAP TIME : 1:39.334 DIFFERENCE : 0.000

LAP	SECTOR 1	SECTOR 2	SECTOR 3	LAP TIME	MPH	DIFF	TIME OF DAY
1 -		45.479	23.834	1:49.959	79.66	10.625	14:12:13.096
2 -	32.538	44.523	24.051	1:41.112	86.63	1.778	14:13:54.208
3 -	32.501	44.862	23.733	1:41.096	86.64	1.762	14:15:35.304
4 -	32.334	44.929	23.657	1:40.920	86.79	1.586	14:17:16.224
5 -	32.279	44.723	23.668	1:40.670 **(3)**	87.01	1.336	14:18:56.894
6 -	32.259	44.467	23.505	1:40.231 **(2)**	87.39	0.897	14:20:37.125
7 -	***32.009***	***44.195***	***23.130***	***1:39.334*** **(1)**	***88.18***		***14:22:16.459***

P25 96 Jack SIM Yamaha -

IDEAL LAP TIME : 1:39.382 BEST LAP TIME : 1:39.538 DIFFERENCE : 0.156

LAP	SECTOR 1	SECTOR 2	SECTOR 3	LAP TIME	MPH	DIFF	TIME OF DAY
1 -		45.823	23.819	1:49.679	79.86	10.141	14:12:12.816
2 -	32.094	44.862	24.125	1:41.081	86.66	1.543	14:13:53.897
3 -	32.416	44.921	23.793	1:41.130	86.61	1.592	14:15:35.027
4 -	32.123	45.139	23.825	1:41.087	86.65	1.549	14:17:16.114
5 -	32.082	44.836	23.725	1:40.643 **(3)**	87.03	1.105	14:18:56.757
6 -	32.072	***44.442***	23.674	1:40.188 **(2)**	87.43	0.650	14:20:36.945
7 -	***31.496***	44.598	***23.444***	***1:39.538*** **(1)**	***88.00***		***14:22:16.483***

P26 181 C Gary CROFT Yamaha - Big G Racing, Acle Locksmiths & Ezza-bean

IDEAL LAP TIME : 1:40.510 BEST LAP TIME : 1:40.720 DIFFERENCE : 0.210

LAP	SECTOR 1	SECTOR 2	SECTOR 3	LAP TIME	MPH	DIFF	TIME OF DAY
1 -		45.736	23.654	1:50.172	79.50	9.452	14:12:13.309
2 -	32.717	***44.790***	24.067	1:41.574	86.24	0.854	14:13:54.883
3 -	***32.222***	44.969	23.529	***1:40.720*** **(1)**	***86.97***		***14:15:35.603***
4 -	32.377	44.997	23.586	1:40.960 **(3)**	86.76	0.240	14:17:16.563
5 -	32.497	45.368	***23.498***	1:41.363	86.42	0.643	14:18:57.926
6 -	32.423	44.888	23.537	1:40.848 **(2)**	86.86	0.128	14:20:38.774
7 -	32.314	45.191	23.954	1:41.459	86.33	0.739	14:22:20.233

P27 83 Talan SKEELS-PIGGINS Suzuki - McMillan Williams

IDEAL LAP TIME : 1:40.111 BEST LAP TIME : 1:40.152 DIFFERENCE : 0.041

LAP	SECTOR 1	SECTOR 2	SECTOR 3	LAP TIME	MPH	DIFF	TIME OF DAY
1 -		45.990	23.922	1:51.815	78.34	11.663	14:12:14.952
2 -	32.450	45.350	24.775	1:42.575	85.39	2.423	14:13:57.527
3 -	32.464	45.678	24.069	1:42.211	85.70	2.059	14:15:39.738
4 -	33.112	46.530	23.910	1:43.552	84.59	3.400	14:17:23.290

Weather / Track : Sunny / Dry

Brands Hatch GP
Circuit Length = 2.4332 miles
Start: 14:10 Flag 14:21 End: 14:23

BMCRC - MRO Championships 2018 - Rnd 6 @ Brands Hatch GP

Team Respro MRO 600 inc Clubman 600

RACE 10 - SECTOR ANALYSIS

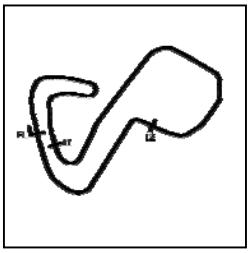

SECTOR 1 = FL to I1, SECTOR 2 = I1 to I2, SECTOR 3 = I2 to FL, DIFF = Difference To Personal Best Lap, P = Crossed Finish Line in Pit Lane, D = Time Disallowed

5 -	32.601	44.904	23.583	1:41.088	(3)	86.65	0.936	14:19:04.378
6 -	32.446	***44.724***	23.712	1:40.882	(2)	86.83	0.730	14:20:45.260
7 -	***31.886***	44.765	***23.501***	***1:40.152***	(1)	***87.46***		***14:22:25.412***

P28 88 Michael STANLEY Triumph -

IDEAL LAP TIME : 1:40.411 BEST LAP TIME : 1:40.411 DIFFERENCE : 0.000

LAP	SECTOR 1	SECTOR 2	SECTOR 3	LAP TIME		MPH	DIFF	TIME OF DAY
1 -		46.053	23.773	1:51.253		78.73	10.842	14:12:14.390
2 -	33.042	45.899	24.358	1:43.299		84.80	2.888	14:13:57.689
3 -	32.671	45.696	24.003	1:42.370		85.57	1.959	14:15:40.059
4 -	32.905	45.416	23.842	1:42.163	(3)	85.74	1.752	14:17:22.222
5 -	34.028	45.551	23.444	1:43.023		85.02	2.612	14:19:05.245
6 -	32.101	45.122	23.392	1:40.615	(2)	87.06	0.204	14:20:45.860
7 -	***32.009***	***45.023***	***23.379***	***1:40.411***	(1)	***87.23***		***14:22:26.271***

P29 222 Matthew EPPS Yamaha - M.E Vehicle Repairs

IDEAL LAP TIME : 1:41.401 BEST LAP TIME : 1:41.906 DIFFERENCE : 0.505

LAP	SECTOR 1	SECTOR 2	SECTOR 3	LAP TIME		MPH	DIFF	TIME OF DAY
1 -		46.083	***23.646***	1:50.907		78.98	9.001	14:12:14.044
2 -	33.026	***45.345***	24.034	1:42.405	(3)	85.54	0.499	14:13:56.449
3 -	33.312	45.599	24.026	1:42.937		85.09	1.031	14:15:39.386
4 -	33.156	46.509	23.900	1:43.565		84.58	1.659	14:17:22.951
5 -	33.701	46.053	24.201	1:43.955		84.26	2.049	14:19:06.906
6 -	32.700	45.664	23.891	1:42.255	(2)	85.66	0.349	14:20:49.161
7 -	***32.410***	45.595	23.901	***1:41.906***	(1)	***85.96***		***14:22:31.067***

P30 333 Robert PRICE Suzuki -

IDEAL LAP TIME : 1:43.495 BEST LAP TIME : 1:44.070 DIFFERENCE : 0.575

LAP	SECTOR 1	SECTOR 2	SECTOR 3	LAP TIME		MPH	DIFF	TIME OF DAY
1 -		47.622	24.270	1:54.380		76.58	10.310	14:12:17.517
2 -	33.196	46.807	24.712	1:44.715		83.65	0.645	14:14:02.232
3 -	33.820	***46.560***	24.243	1:44.623		83.72	0.553	14:15:46.855
4 -	33.322	46.832	24.285	1:44.439	(2)	83.87	0.369	14:17:31.294
5 -	***33.040***	46.889	24.141	***1:44.070***	(1)	***84.17***		***14:19:15.364***
6 -	41.218	47.517	23.904	1:52.639		77.76	8.569	14:21:08.003
7 -	33.679	47.004	***23.895***	1:44.578	(3)	83.76	0.508	14:22:52.581

P31 55 C Edgar MACHADO Honda - 2 Build Or Not To Build

IDEAL LAP TIME : 1:45.427 BEST LAP TIME : 1:45.774 DIFFERENCE : 0.347

LAP	SECTOR 1	SECTOR 2	SECTOR 3	LAP TIME		MPH	DIFF	TIME OF DAY
1 -		48.956	24.704	1:55.542		75.81	9.768	14:12:18.679
2 -	34.138	47.781	24.818	1:46.737		82.06	0.963	14:14:05.416
3 -	***33.461***	48.084	24.706	1:46.251	(2)	82.44	0.477	14:15:51.667
4 -	33.734	***47.500***	24.540	***1:45.774***	(1)	***82.81***		***14:17:37.441***
5 -	34.127	48.520	***24.466***	1:47.113		81.78	1.339	14:19:24.554
6 -	34.278	47.964	24.496	1:46.738		82.06	0.964	14:21:11.292
7 -	33.679	48.186	24.525	1:46.390	(3)	82.33	0.616	14:22:57.682

P32 111 Sam SMITH Kawasaki - Steve Jordan Motorcycles

IDEAL LAP TIME : 1:34.436 BEST LAP TIME : 1:34.436 DIFFERENCE : 0.000

LAP	SECTOR 1	SECTOR 2	SECTOR 3	LAP TIME		MPH	DIFF	TIME OF DAY
1 -		43.151	22.607	1:42.759		85.24	8.323	14:12:05.896
2 -	30.529	42.191	22.293	1:35.013	(2)	92.19	0.577	14:13:40.909
3 -	***30.504***	***41.727***	***22.205***	***1:34.436***	(1)	***92.75***		***14:15:15.345***
4 -	30.740	42.296	22.407	1:35.443	(3)	91.78	1.007	14:16:50.788
5 -	30.906	42.583	22.603	1:36.092		91.16	1.656	14:18:26.880

Weather / Track : Sunny / Dry

Brands Hatch GP
Circuit Length = 2.4332 miles
Start: 14:10 Flag 14:21 End: 14:23

BMCRC - MRO Championships 2018 - Rnd 6 @ Brands Hatch GP

Team Respro MRO 600 inc Clubman 600

RACE 10 - SECTOR ANALYSIS

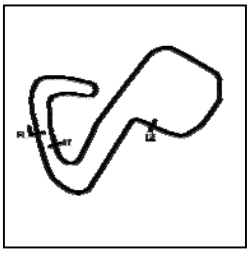

SECTOR 1 = FL to I1, SECTOR 2 = I1 to I2, SECTOR 3 = I2 to FL, DIFF = Difference To Personal Best Lap, P = Crossed Finish Line in Pit Lane, D = Time Disallowed

P33 14 Chris BURRAGE Yamaha - Seton tuning

IDEAL LAP TIME : 1:34.019 BEST LAP TIME : DIFFERENCE :

LAP	SECTOR 1	SECTOR 2	SECTOR 3	LAP TIME	MPH	DIFF	TIME OF DAY
1 -		42.275	***22.158***	1:38.988	88.49		14:12:02.125

Weather / Track : Sunny / Dry

Brands Hatch GP
Circuit Length = 2.4332 miles
Start: 14:10 Flag 14:21 End: 14:23

BMCRC - MRO Championships 2018 - Rnd 6 @ Brands Hatch GP

Team Respro MRO 600 inc Clubman 600

RACE 10 - BEST SECTORS

	SECTOR 1			SECTOR 2			SECTOR 3			IDEAL / BEST COMPARISON					
POS	NO	NAME	TIME	NO	NAME	TIME	NO	NAME	TIME	POS	NO	NAME	IDEAL	BEST	DIFF
												PERFECT LAP	1:32.036		
1	32	PIPER	29.278	32	PIPER	41.159	32	PIPER	21.599	1	32	PIPER	1:32.036	1:32.367	0.331
2	6	WHEELER	29.476	124	BUTLER	41.532	6	WHEELER	21.844	2	6	WHEELER	1:32.965	1:33.223	0.258
3	124	BUTLER	29.631	27	WICKENS	41.539	11	HARVEY	21.979	3	124	BUTLER	1:33.236	1:33.706	0.470
4	17	BAKER	29.689	56	MILLS	41.603	17	BAKER	21.986	4	17	BAKER	1:33.366	1:33.484	0.118
5	56	MILLS	29.791	6	WHEELER	41.645	84	WOTTON	22.008	5	56	MILLS	1:33.447	1:33.544	0.097
6	11	HARVEY	29.798	46	ROWLINGS	41.676	46	ROWLINGS	22.032	6	27	WICKENS	1:33.525	1:33.836	0.311
7	197	EDGELEY	29.842	17	BAKER	41.691	56	MILLS	22.053	7	11	HARVEY	1:33.612	1:33.846	0.234
8	82	SMITH	29.847	111	SMITH	41.727	124	BUTLER	22.073	8	46	ROWLINGS	1:33.621	1:33.675	0.054
9	27	WICKENS	29.878	14	BURRAGE	41.782	197	EDGELEY	22.090	9	14	BURRAGE	1:34.019		
10	44	PLATTON	29.894	11	HARVEY	41.835	27	WICKENS	22.108	10	44	PLATTON	1:34.161	1:34.438	0.277
11	46	ROWLINGS	29.913	44	PLATTON	42.127	44	PLATTON	22.140	11	82	SMITH	1:34.271	1:34.408	0.137
12	62	PATERSON	30.032	82	SMITH	42.227	14	BURRAGE	22.158	12	197	EDGELEY	1:34.273	1:34.381	0.108
13	14	BURRAGE	30.079	197	EDGELEY	42.341	82	SMITH	22.197	13	111	SMITH	1:34.436	1:34.436	0.000
14	84	WOTTON	30.324	84	WOTTON	42.517	111	SMITH	22.205	14	84	WOTTON	1:34.849	1:34.897	0.048
15	144	NEWMAN	30.358	62	PATERSON	42.555	62	PATERSON	22.279	15	62	PATERSON	1:34.866	1:34.924	0.058
16	111	SMITH	30.504	144	NEWMAN	42.721	192	MOFFA	22.463	16	144	NEWMAN	1:35.619	1:35.619	0.000
17	81	DUFFETT	30.673	53	SIGGS	42.933	53	SIGGS	22.490	17	53	SIGGS	1:36.189	1:36.411	0.222
18	118	PLUMMER	30.713	192	MOFFA	42.983	144	NEWMAN	22.540	18	192	MOFFA	1:36.458	1:36.739	0.281
19	60	YOUNGE	30.763	143	PRENDERGAST	43.209	81	DUFFETT	22.715	19	118	PLUMMER	1:36.696	1:36.696	0.000
20	53	SIGGS	30.766	118	PLUMMER	43.263	118	PLUMMER	22.720	20	81	DUFFETT	1:36.728	1:37.011	0.283
21	143	PRENDERGAST	30.862	81	DUFFETT	43.340	143	PRENDERGAST	22.803	21	143	PRENDERGAST	1:36.874	1:36.977	0.103
22	156	STONE	30.941	661	HARRIS	43.571	661	HARRIS	22.849	22	156	STONE	1:37.449	1:38.171	0.722
23	192	MOFFA	31.012	156	STONE	43.627	156	STONE	22.881	23	661	HARRIS	1:37.522	1:37.922	0.400
24	661	HARRIS	31.102	60	YOUNGE	43.974	182	ROWLAND-ROUSE	22.966	24	60	YOUNGE	1:37.907	1:38.378	0.471
25	96	SIM	31.496	182	ROWLAND-ROUSE	44.064	2	TRUNDLE	23.130	25	182	ROWLAND-ROUSE	1:38.651	1:38.873	0.222
26	182	ROWLAND-ROUSE	31.621	2	TRUNDLE	44.195	60	YOUNGE	23.170	26	2	TRUNDLE	1:39.334	1:39.334	0.000
27	83	SKEELS-PIGGINS	31.886	96	SIM	44.442	88	STANLEY	23.379	27	96	SIM	1:39.382	1:39.538	0.156
28	2	TRUNDLE	32.009	83	SKEELS-PIGGINS	44.724	96	SIM	23.444	28	83	SKEELS-PIGGINS	1:40.111	1:40.152	0.041
29	88	STANLEY	32.009	181	CROFT	44.790	181	CROFT	23.498	29	88	STANLEY	1:40.411	1:40.411	0.000
30	181	CROFT	32.222	88	STANLEY	45.023	83	SKEELS-PIGGINS	23.501	30	181	CROFT	1:40.510	1:40.720	0.210
31	222	EPPS	32.410	222	EPPS	45.345	222	EPPS	23.646	31	222	EPPS	1:41.401	1:41.906	0.505
32	333	PRICE	33.040	333	PRICE	46.560	333	PRICE	23.895	32	333	PRICE	1:43.495	1:44.070	0.575
33	55	MACHADO	33.461	55	MACHADO	47.500	55	MACHADO	24.466	33	55	MACHADO	1:45.427	1:45.774	0.347

Weather / Track : Sunny / Dry

Brands Hatch GP
Circuit Length = 2.4332 miles
Start: 14:10 Flag 14:21 End: 14:23

Results can be found at www.tsl-timing.com

Printed - 14:24 Sunday, 08 July 2018

BMCRC - MRO Championships 2018 - Rnd 6 @ Brands Hatch GP

Team Respro MRO 600 inc Clubman 600

RACE 20 - GRID (7 Laps)

ROW 13	39			38	83 Talan SKEELS-PIGGINS 1:40.152		37	34 Michael ROSE
ROW 12	36	3 Joey LAMBDEN		35	80 Stephen KIMMINGS		34	98 Lee ELLIS
ROW 11	33	35 James SEATH		32	14 Chris BURRAGE		31	55 Edgar MACHADO 1:45.774
ROW 10	30	333 Robert PRICE 1:44.070		29	222 Matthew EPPS 1:41.906		28	181 Gary CROFT 1:40.720
ROW 9	27	88 Michael STANLEY 1:40.411		26	96 Jack SIM 1:39.538		25	2 Toby TRUNDLE 1:39.334
ROW 8	24	182 Alisdair ROWLAND-ROUSE 1:38.873		23	60 Jack YOUNGE 1:38.378		22	156 Michael STONE 1:38.171
ROW 7	21	661 Cameron HARRIS 1:37.922		20	81 Liam DUFFETT 1:37.011		19	143 Daire PRENDERGAST 1:36.977
ROW 6	18	192 Daniel MOFFA 1:36.739		17	118 James PLUMMER 1:36.696		16	53 Jason SIGGS 1:36.411
ROW 5	15	144 Tom NEWMAN 1:35.619		14	62 Charlie PATERSON 1:34.924		13	84 Ben WOTTON 1:34.897
ROW 4	12	44 Hayden PLATTON 1:34.438		11	111 Sam SMITH 1:34.436		10	82 Andrew SMITH 1:34.408
ROW 3	9	197 Laurence EDGELEY 1:34.381		8	11 Josh HARVEY 1:33.846		7	27 Stuart WICKENS 1:33.836
ROW 2	6	124 Kurtis BUTLER 1:33.706		5	46 Harry ROWLINGS 1:33.675		4	56 Michael MILLS 1:33.544
ROW 1	3	17 Philip BAKER 1:33.484		2	6 Conor WHEELER 1:33.223		1	32 Mark PIPER 1:32.367
								Pole

Brands Hatch GP
Circuit Length = 2.4332 miles

These results are provisional until the conclusion of any judicial and technical matters.

Clerk Of Course :		Timekeeper :

Results can be found at www.tsl-timing.com

Printed - 14:25 Sunday, 08 July 2018

BMCRC-MRO Championships 2018

MRO Minitwins

Brands Hatch GP

7th & 8th July 2018

Results Provided by Timing Solutions Ltd
www.tsl-timing.com

Brands Hatch GP

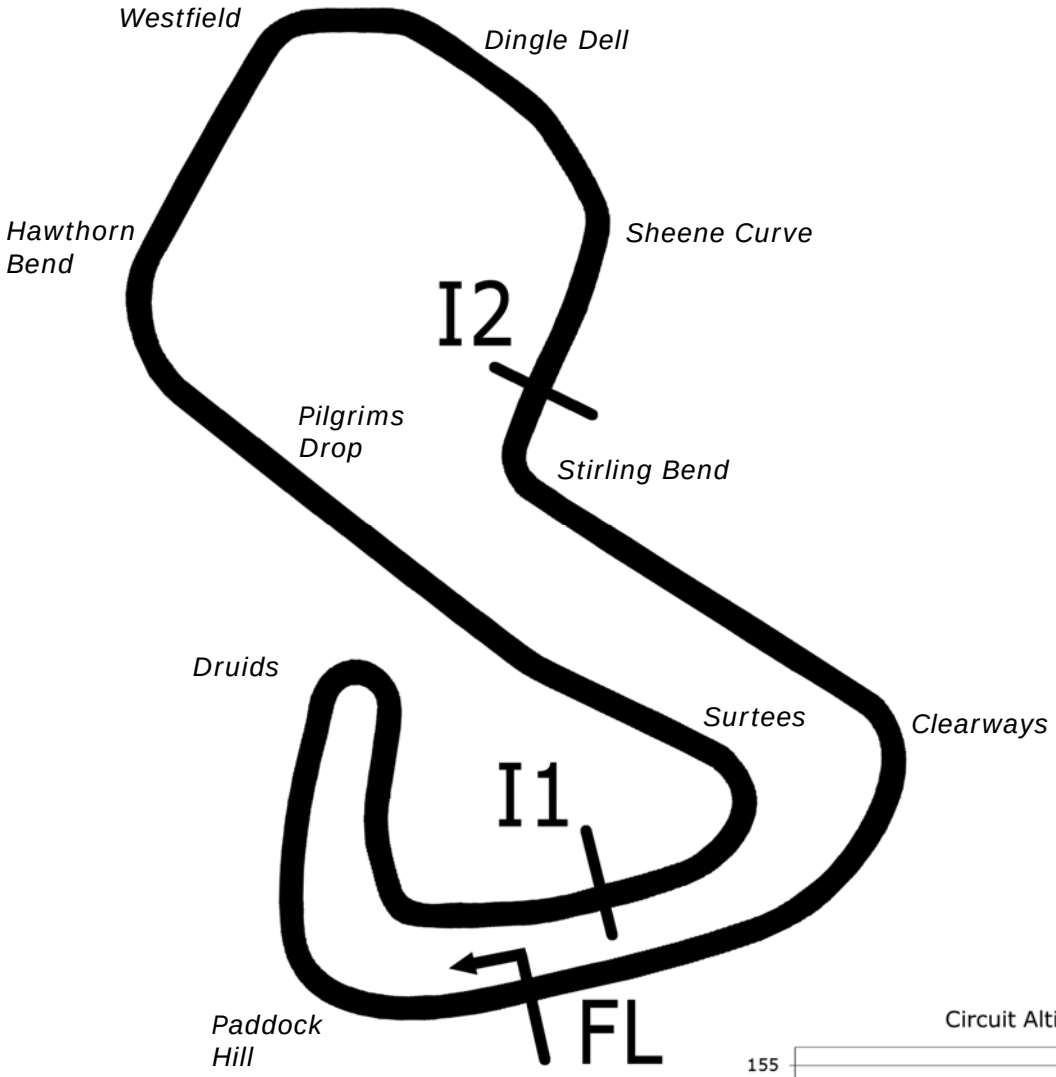

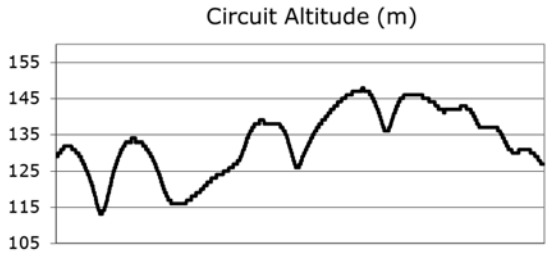

Length	2.4332 miles	3916.0 m	
FL		51.36032 N	0.26032 E
I1	1116m	51.35934 N	0.25955 E
I2	2928m	51.35532 N	0.26250 E
Pit Entry	3646m	51.35911 N	0.25743 E
Pit Exit	26m after FL	51.36027 N	0.26078 E

Pit Entry–Pit Exit 277m, 16.6s @60kph, 12.4s @80kph

All results available at www.tsl-timing.com

BMCRC - MRO Championships 2018 - Rnd 6 @ Brands Hatch GP

MRO Minitwins

QUALIFYING - CLASSIFICATION

POS	NO	NAME	ENTRY	TIME	ON	LAPS	GAP	DIFF	MPH
1	74	Daniel SINGLETON	Suzuki - me	1:39.194	7	7			88.31
2	26	Glynn DAVIES	Suzuki -	1:39.815	4	6	0.621	0.621	87.76
3	86	Paul WITHERINGTON	Suzuki - P&R plumbing	1:39.818	4	6	0.624	0.003	87.75
4	184	David TWYFORD	Suzuki -	1:40.054	7	7	0.860	0.236	87.55
5	78	Keith POVAH	Suzuki - 78Plate.com ScreenPrinting/SubvertBoardstore.c	1:40.378	5	7	1.184	0.324	87.26
6	777	Mason WILLIAMS	Suzuki - MoreMoto	1:40.447	4	6	1.253	0.069	87.20
7	19	Kevin LILLEY	Suzuki - Vanson Leathers	1:41.166	7	7	1.972	0.719	86.58
8	97	Jake PACKHAM	Suzuki - Gasoline alley	1:41.913	7	7	2.719	0.747	85.95
9	21	Carl MITCHELL	Suzuki - Beaute Agri AJL Garden Services	1:42.937	5	7	3.743	1.024	85.09
10	54	Adam JAMISON	Suzuki - AJ Racing	1:43.088	5	6	3.894	0.151	84.97
11	153	Tommy STANFORD	Suzuki - Team Ginge Racing	1:43.113	5	7	3.919	0.025	84.95
12	96	Dan HARRIS	Suzuki - HP Racing	1:43.732	6	7	4.538	0.619	84.44
13	28	Dominic VEASEY	Suzuki - Veasey Racing	1:44.775	6	7	5.581	1.043	83.60
14	76	Phillip RODGERS	Suzuki - pinbadgelab.co.uk	1:45.244	3	6	6.050	0.469	83.23
15	113	Sam ELKINS	Suzuki - Me Old Man	1:45.883	5	5	6.689	0.639	82.73
16	56	Ed GRANTHAM	Suzuki - eb7 Bright Thinking Property Development	1:45.903	2	6	6.709	0.020	82.71
17	81	Malvern MAY	Suzuki -	1:46.141	5	7	6.947	0.238	82.53
18	84	Ricardo BRANCO	Suzuki - IMP Racing	1:46.517	7	7	7.323	0.376	82.23
19	13	Wil GREEN	Suzuki - Faith Fueled Racing	1:46.613	6	6	7.419	0.096	82.16
20	137	Charlie CRAWT	Suzuki - Pass Bike Motorcycle Training Ltd	1:46.825	6	6	7.631	0.212	82.00
21	20	Jose TOUCEDA	Suzuki - Cell2	1:47.410	6	6	8.216	0.585	81.55
22	181	Robert FRANKLIN	Suzuki - RCF GARDENS	1:47.699	6	6	8.505	0.289	81.33
23	77	Mark HAZELGROVE	Suzuki -	1:47.849	5	7	8.655	0.150	81.22
24	178	Steven SHRUBSALL	Suzuki - Bexhill Gearboxes	1:48.091	4	7	8.897	0.242	81.04
25	131	Christopher EVANS	Suzuki - C.E PILATES / ANDESIGN	1:48.279	5	7	9.085	0.188	80.90
26	221	Simon FINCH	Suzuki - BlueCloud Projects Ltd	1:48.879	4	5	9.685	0.600	80.45
27	23	Claire BECKETT	Suzuki - Cowpers Oak	1:49.774	5	7	10.580	0.895	79.79
28	59	Benn RIDGWELL	Suzuki -	1:50.183	3	4	10.989	0.409	79.50
29	43	Robert DAVIE	Suzuki -	1:50.564	6	6	11.370	0.381	79.22
30	16	Geoff LANSDELL	Suzuki - EPG Domestic	1:51.145	4	6	11.951	0.581	78.81
31	14	Nick KILLWORTH	Suzuki -	1:51.201	4	6	12.007	0.056	78.77

Brands Hatch GP
Circuit Length = 2.4332 miles
Start: 09:15 Flag 09:28 End: 09:31

Weather / Track : Sunny / Dry

These results are provisional until the conclusion of any judicial and technical matters.

Clerk Of Course :		Timekeeper :

Results can be found at www.tsl-timing.com

Printed - 09:31 Saturday, 07 July 2018

BMCRC - MRO Championships 2018 - Rnd 6 @ Brands Hatch GP

MRO Minitwins

QUALIFYING - SECTOR ANALYSIS

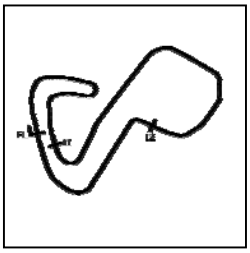

SECTOR 1 = FL to I1, SECTOR 2 = I1 to I2, SECTOR 3 = I2 to FL, DIFF = Difference To Personal Best Lap, P = Crossed Finish Line in Pit Lane, D = Time Disallowed

P1 74 Daniel SINGLETON Suzuki - me

IDEAL LAP TIME : 1:39.194 BEST LAP TIME : 1:39.194 DIFFERENCE : 0.000

LAP	SECTOR 1	SECTOR 2	SECTOR 3	LAP TIME	MPH	DIFF	TIME OF DAY
1 -	33.026	47.068	24.534	1:44.628	83.72	5.434	09:19:22.042
2 -	32.474	46.606	24.480	1:43.560	84.58	4.366	09:21:05.602
3 -	31.411	45.313	24.601	1:41.325	86.45	2.131	09:22:46.927
4 -	31.738	45.406	24.175	1:41.319 **(3)**	86.45	2.125	09:24:28.246
5 -	31.199	45.974	24.224	1:41.397	86.39	2.203	09:26:09.643
6 -	31.194	44.908	24.267	1:40.369 **(2)**	87.27	1.175	09:27:50.012
7 -	***30.786***	***44.483***	***23.925***	***1:39.194*** **(1)**	***88.31***		***09:29:29.206***

P2 26 Glynn DAVIES Suzuki -

IDEAL LAP TIME : 1:39.797 BEST LAP TIME : 1:39.815 DIFFERENCE : 0.018

LAP	SECTOR 1	SECTOR 2	SECTOR 3	LAP TIME	MPH	DIFF	TIME OF DAY
1 -	31.727	45.346	24.315	1:41.388	86.39	1.573	09:18:51.728
2 -	31.346	44.992	24.258	1:40.596	87.07	0.781	09:20:32.324
3 -	31.285	44.899	24.123	1:40.307	87.33	0.492	09:22:12.631
4 -	***31.149***	44.626	24.040	***1:39.815*** **(1)**	***87.76***		***09:23:52.446***
5 -	31.290	44.758	***24.031***	1:40.079 **(2)**	87.52	0.264	09:25:32.525
6 -	31.215	***44.617***	24.360	1:40.192 **(3)**	87.43	0.377	09:27:12.717

P3 86 Paul WITHERINGTON Suzuki - P&R plumbing

IDEAL LAP TIME : 1:39.818 BEST LAP TIME : 1:39.818 DIFFERENCE : 0.000

LAP	SECTOR 1	SECTOR 2	SECTOR 3	LAP TIME	MPH	DIFF	TIME OF DAY
1 -	32.409	45.923	24.315	1:42.647	85.33	2.829	09:18:53.843
2 -	32.120	45.794	24.238	1:42.152 **(3)**	85.75	2.334	09:20:35.995
3 -	31.454	44.908	24.052	1:40.414 **(2)**	87.23	0.596	09:22:16.409
4 -	***31.108***	***44.829***	***23.881***	***1:39.818*** **(1)**	***87.75***		***09:23:56.227***
5 -	31.242	45.579	IN PIT	4:09.281 **P**	35.14	2:29.463	09:28:05.508
6 -	OUTLAP	51.695	26.802	2:04.612	70.29	24.794	09:30:10.120

P4 184 David TWYFORD Suzuki -

IDEAL LAP TIME : 1:40.024 BEST LAP TIME : 1:40.054 DIFFERENCE : 0.030

LAP	SECTOR 1	SECTOR 2	SECTOR 3	LAP TIME	MPH	DIFF	TIME OF DAY
1 -	33.427	47.792	26.437	1:47.656	81.36	7.602	09:19:28.289
2 -	32.847	46.816	***24.024***	1:43.687	84.48	3.633	09:21:11.976
3 -	31.856	45.236	24.101	1:41.193 **(3)**	86.56	1.139	09:22:53.169
4 -	31.794	45.491	24.223	1:41.508	86.29	1.454	09:24:34.677
5 -	31.256	46.273	24.320	1:41.849	86.00	1.795	09:26:16.526
6 -	31.482	45.156	24.366	1:41.004 **(2)**	86.72	0.950	09:27:57.530
7 -	***31.219***	***44.781***	24.054	***1:40.054*** **(1)**	***87.55***		***09:29:37.584***

P5 78 Keith POVAH Suzuki - 78Plate.com ScreenPrinting/SubvertBoardstore.com

IDEAL LAP TIME : 1:40.226 BEST LAP TIME : 1:40.378 DIFFERENCE : 0.152

LAP	SECTOR 1	SECTOR 2	SECTOR 3	LAP TIME	MPH	DIFF	TIME OF DAY
1 -	32.369	46.736	24.417	1:43.522	84.61	3.144	09:19:01.668
2 -	31.979	45.982	24.367	1:42.328	85.60	1.950	09:20:43.996
3 -	32.030	45.746	24.150	1:41.926	85.94	1.548	09:22:25.922
4 -	32.002	44.947	***24.107***	1:41.056 **(3)**	86.68	0.678	09:24:06.978
5 -	31.495	***44.656***	24.227	***1:40.378*** **(1)**	***87.26***		***09:25:47.356***
6 -	***31.463***	45.396	24.261	1:41.120	86.62	0.742	09:27:28.476
7 -	31.635	45.087	24.151	1:40.873 **(2)**	86.84	0.495	09:29:09.349

P6 777 Mason WILLIAMS Suzuki - MoreMoto

IDEAL LAP TIME : 1:40.292 BEST LAP TIME : 1:40.447 DIFFERENCE : 0.155

LAP	SECTOR 1	SECTOR 2	SECTOR 3	LAP TIME	MPH	DIFF	TIME OF DAY
1 -	31.935	45.935	24.621	1:42.491	85.46	2.044	09:18:59.392
2 -	31.623	45.283	***24.135***	1:41.041	86.69	0.594	09:20:40.433

Weather / Track : Sunny / Dry

Brands Hatch GP
Circuit Length = 2.4332 miles
Start: 09:15 Flag 09:28 End: 09:31

BMCRC - MRO Championships 2018 - Rnd 6 @ Brands Hatch GP

MRO Minitwins

QUALIFYING - SECTOR ANALYSIS

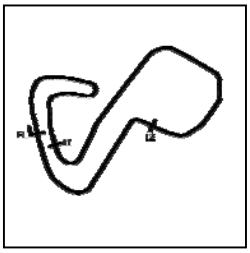

SECTOR 1 = FL to I1, SECTOR 2 = I1 to I2, SECTOR 3 = I2 to FL, DIFF = Difference To Personal Best Lap, P = Crossed Finish Line in Pit Lane, D = Time Disallowed

3 -	31.584	44.943	24.252	1:40.779 **(3)**	86.92	0.332	09:22:21.212
4 -	31.508	***44.759***	24.180	***1:40.447*** **(1)**	***87.20***		***09:24:01.659***
5 -	***31.398***	44.943	24.633	1:40.974	86.75	0.527	09:25:42.633
6 -	31.592	44.845	24.318	1:40.755 **(2)**	86.94	0.308	09:27:23.388

P7 19 Kevin LILLEY Suzuki - Vanson Leathers

IDEAL LAP TIME : 1:41.080 BEST LAP TIME : 1:41.166 DIFFERENCE : 0.086

LAP	SECTOR 1	SECTOR 2	SECTOR 3	LAP TIME	MPH	DIFF	TIME OF DAY
1 -	35.680	49.662	24.394	1:49.736	79.82	8.570	09:19:22.710
2 -	33.589	46.464	24.337	1:44.390	83.91	3.224	09:21:07.100
3 -	32.136	45.449	24.840	1:42.425 **(3)**	85.52	1.259	09:22:49.525
4 -	32.535	47.160	24.690	1:44.385	83.91	3.219	09:24:33.910
5 -	32.230	46.332	24.396	1:42.958	85.08	1.792	09:26:16.868
6 -	31.750	45.372	***24.280***	1:41.402 **(2)**	86.38	0.236	09:27:58.270
7 -	***31.704***	***45.096***	24.366	***1:41.166*** **(1)**	***86.58***		***09:29:39.436***

P8 97 Jake PACKHAM Suzuki - Gasoline alley

IDEAL LAP TIME : 1:41.766 BEST LAP TIME : 1:41.913 DIFFERENCE : 0.147

LAP	SECTOR 1	SECTOR 2	SECTOR 3	LAP TIME	MPH	DIFF	TIME OF DAY
1 -	33.309	50.119	25.574	1:49.002	80.36	7.089	09:19:27.138
2 -	33.448	48.972	25.660	1:48.080	81.04	6.167	09:21:15.218
3 -	32.040	46.280	24.770	1:43.090	84.97	1.177	09:22:58.308
4 -	***31.837***	45.941	24.550	1:42.328 **(3)**	85.60	0.415	09:24:40.636
5 -	31.969	45.559	24.444	1:41.972 **(2)**	85.90	0.059	09:26:22.608
6 -	33.130	45.999	25.934	1:45.063	83.37	3.150	09:28:07.671
7 -	31.984	***45.518***	***24.411***	***1:41.913*** **(1)**	***85.95***		***09:29:49.584***

P9 21 Carl MITCHELL Suzuki - Beaute Agri AJL Garden Services

IDEAL LAP TIME : 1:42.937 BEST LAP TIME : 1:42.937 DIFFERENCE : 0.000

LAP	SECTOR 1	SECTOR 2	SECTOR 3	LAP TIME	MPH	DIFF	TIME OF DAY
1 -	35.557	50.570	25.727	1:51.854	78.31	8.917	09:19:25.258
2 -	33.766	47.179	24.717	1:45.662	82.90	2.725	09:21:10.920
3 -	33.107	46.344	25.100	1:44.551	83.78	1.614	09:22:55.471
4 -	32.835	46.811	24.743	1:44.389 **(3)**	83.91	1.452	09:24:39.860
5 -	***32.547***	***45.980***	***24.410***	***1:42.937*** **(1)**	***85.09***		***09:26:22.797***
6 -	33.830	46.696	25.517	1:46.043	82.60	3.106	09:28:08.840
7 -	32.766	46.130	24.624	1:43.520 **(2)**	84.61	0.583	09:29:52.360

P10 54 Adam JAMISON Suzuki - AJ Racing

IDEAL LAP TIME : 1:42.911 BEST LAP TIME : 1:43.088 DIFFERENCE : 0.177

LAP	SECTOR 1	SECTOR 2	SECTOR 3	LAP TIME	MPH	DIFF	TIME OF DAY
1 -	33.305	46.690	25.000	1:44.995	83.43	1.907	09:19:00.352
2 -	32.964	46.034	25.089	1:44.087	84.15	0.999	09:20:44.439
3 -	33.299	46.181	24.966	1:44.446	83.86	1.358	09:22:28.885
4 -	32.417	45.848	25.166	1:43.431 **(3)**	84.69	0.343	09:24:12.316
5 -	***32.273***	45.926	***24.889***	***1:43.088*** **(1)**	***84.97***		***09:25:55.404***
6 -	32.370	***45.749***	25.023	1:43.142 **(2)**	84.92	0.054	09:27:38.546

P11 153 Tommy STANFORD Suzuki - Team Ginge Racing

IDEAL LAP TIME : 1:42.866 BEST LAP TIME : 1:43.113 DIFFERENCE : 0.247

LAP	SECTOR 1	SECTOR 2	SECTOR 3	LAP TIME	MPH	DIFF	TIME OF DAY
1 -	33.530	47.540	25.246	1:46.316	82.39	3.203	09:19:11.725
2 -	33.364	47.642	24.943	1:45.949	82.67	2.836	09:20:57.674
3 -	32.623	46.434	24.811	1:43.868	84.33	0.755	09:22:41.542
4 -	32.576	46.453	24.600	1:43.629	84.53	0.516	09:24:25.171
5 -	32.483	***46.039***	***24.591***	***1:43.113*** **(1)**	***84.95***		***09:26:08.284***
6 -	32.467	46.201	24.839	1:43.507 **(3)**	84.63	0.394	09:27:51.791
7 -	***32.236***	46.231	24.830	1:43.297 **(2)**	84.80	0.184	09:29:35.088

Weather / Track : Sunny / Dry

Brands Hatch GP
Circuit Length = 2.4332 miles
Start: 09:15 Flag 09:28 End: 09:31

BMCRC - MRO Championships 2018 - Rnd 6 @ Brands Hatch GP

MRO Minitwins

QUALIFYING - SECTOR ANALYSIS

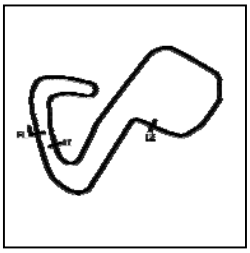

SECTOR 1 = FL to I1, SECTOR 2 = I1 to I2, SECTOR 3 = I2 to FL, DIFF = Difference To Personal Best Lap, P = Crossed Finish Line in Pit Lane, D = Time Disallowed

P12 96 Dan HARRIS Suzuki - HP Racing

IDEAL LAP TIME : 1:43.628 BEST LAP TIME : 1:43.732 DIFFERENCE : 0.104

LAP	SECTOR 1	SECTOR 2	SECTOR 3	LAP TIME	MPH	DIFF	TIME OF DAY
1 -	34.570	47.631	25.200	1:47.401	81.56	3.669	09:19:03.016
2 -	33.461	46.646	24.920	1:45.027	83.40	1.295	09:20:48.043
3 -	33.180	46.885	25.036	1:45.101	83.34	1.369	09:22:33.144
4 -	32.879	46.392	24.779	1:44.050 **(2)**	84.18	0.318	09:24:17.194
5 -	33.002	46.296	***24.763***	1:44.061 **(3)**	84.17	0.329	09:26:01.255
6 -	***32.774***	***46.091***	24.867	***1:43.732*** **(1)**	***84.44***		***09:27:44.987***
7 -	33.125	46.253	25.222	1:44.600	83.74	0.868	09:29:29.587

P13 28 Dominic VEASEY Suzuki - Veasey Racing

IDEAL LAP TIME : 1:44.215 BEST LAP TIME : 1:44.775 DIFFERENCE : 0.560

LAP	SECTOR 1	SECTOR 2	SECTOR 3	LAP TIME	MPH	DIFF	TIME OF DAY
1 -	33.632	47.791	25.249	1:46.672	82.11	1.897	09:19:11.151
2 -	33.752	48.575	25.692	1:48.019	81.09	3.244	09:20:59.170
3 -	34.694	48.013	25.404	1:48.111	81.02	3.336	09:22:47.281
4 -	34.645	48.125	25.228	1:47.998	81.11	3.223	09:24:35.279
5 -	33.369	47.453	***24.783***	1:45.605 **(3)**	82.94	0.830	09:26:20.884
6 -	32.616	***47.022***	25.137	***1:44.775*** **(1)**	***83.60***		***09:28:05.659***
7 -	***32.410***	47.493	24.873	1:44.776 **(2)**	83.60	0.001	09:29:50.435

P14 76 Phillip RODGERS Suzuki - pinbadgelab.co.uk

IDEAL LAP TIME : 1:44.819 BEST LAP TIME : 1:45.244 DIFFERENCE : 0.425

LAP	SECTOR 1	SECTOR 2	SECTOR 3	LAP TIME	MPH	DIFF	TIME OF DAY
1 -	35.423	48.561	25.936	1:49.920	79.69	4.676	09:19:22.524
2 -	33.567	48.300	25.749	1:47.616	81.39	2.372	09:21:10.140
3 -	33.297	***46.843***	25.104	***1:45.244*** **(1)**	***83.23***		***09:22:55.384***
4 -	33.142	47.177	***25.030***	1:45.349 **(2)**	83.15	0.105	09:24:40.733
5 -	***32.946***	47.100	25.421	1:45.467 **(3)**	83.05	0.223	09:26:26.200
6 -	32.950	49.056	26.708	1:48.714	80.57	3.470	09:28:14.914

P15 113 Sam ELKINS Suzuki - Me Old Man

IDEAL LAP TIME : 1:45.402 BEST LAP TIME : 1:45.883 DIFFERENCE : 0.481

LAP	SECTOR 1	SECTOR 2	SECTOR 3	LAP TIME	MPH	DIFF	TIME OF DAY
1 -	35.365	49.266	26.098	1:50.729	79.11	4.846	09:20:12.576
2 -	34.747	48.620	25.771	1:49.138	80.26	3.255	09:22:01.714
3 -	34.453	47.608	25.490	1:47.551 **(3)**	81.44	1.668	09:23:49.265
4 -	34.268	47.010	***25.173***	1:46.451 **(2)**	82.28	0.568	09:25:35.716
5 -	***33.363***	***46.866***	25.654	***1:45.883*** **(1)**	***82.73***		***09:27:21.599***

P16 56 Ed GRANTHAM Suzuki - eb7 Bright Thinking Property Development

IDEAL LAP TIME : 1:45.848 BEST LAP TIME : 1:45.903 DIFFERENCE : 0.055

LAP	SECTOR 1	SECTOR 2	SECTOR 3	LAP TIME	MPH	DIFF	TIME OF DAY
1 -	36.418	49.145	25.460	1:51.023	78.90	5.120	09:19:16.443
2 -	33.609	***47.313***	***24.981***	***1:45.903*** **(1)**	***82.71***		***09:21:02.346***
3 -	33.873	48.070	25.258	1:47.201	81.71	1.298	09:22:49.547
4 -	***33.554***	47.442	25.133	1:46.129 **(2)**	82.53	0.226	09:24:35.676
5 -	33.593	47.636	25.222	1:46.451 **(3)**	82.28	0.548	09:26:22.127
6 -	34.387	48.462	25.395	1:48.244	80.92	2.341	09:28:10.371

P17 81 Malvern MAY Suzuki -

IDEAL LAP TIME : 1:45.440 BEST LAP TIME : 1:46.141 DIFFERENCE : 0.701

LAP	SECTOR 1	SECTOR 2	SECTOR 3	LAP TIME	MPH	DIFF	TIME OF DAY
1 -	34.178	47.925	26.563	1:48.666	80.61	2.525	09:19:14.406
2 -	33.618	47.660	25.419	1:46.697	82.10	0.556	09:21:01.103
3 -	33.580	***47.485***	25.534	1:46.599 **(3)**	82.17	0.458	09:22:47.702
4 -	34.006	47.971	***25.075***	1:47.052	81.82	0.911	09:24:34.754

Weather / Track : Sunny / Dry

Brands Hatch GP
Circuit Length = 2.4332 miles
Start: 09:15 Flag 09:28 End: 09:31

BMCRC - MRO Championships 2018 - Rnd 6 @ Brands Hatch GP

MRO Minitwins

QUALIFYING - SECTOR ANALYSIS

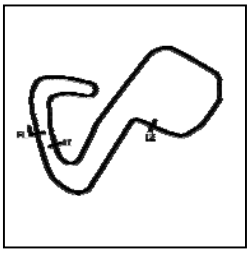

SECTOR 1 = FL to I1, SECTOR 2 = I1 to I2, SECTOR 3 = I2 to FL, DIFF = Difference To Personal Best Lap, P = Crossed Finish Line in Pit Lane, D = Time Disallowed

5 -	***32.880***	47.603	25.658	***1:46.141***	**(1)**	***82.53***		***09:26:20.895***
6 -	33.437	48.462	26.422	1:48.321		80.86	2.180	09:28:09.216
7 -	33.492	47.509	25.185	1:46.186	**(2)**	82.49	0.045	09:29:55.402

P18 84 Ricardo BRANCO Suzuki - IMP Racing

IDEAL LAP TIME : 1:46.312 BEST LAP TIME : 1:46.517 DIFFERENCE : 0.205

LAP	SECTOR 1	SECTOR 2	SECTOR 3	LAP TIME		MPH	DIFF	TIME OF DAY
1 -	34.615	48.727	25.854	1:49.196		80.22	2.679	09:19:10.274
2 -	34.411	48.461	25.680	1:48.552		80.69	2.035	09:20:58.826
3 -	34.849	47.823	25.265	1:47.937		81.15	1.420	09:22:46.763
4 -	34.577	47.786	25.314	1:47.677		81.35	1.160	09:24:34.440
5 -	***33.905***	48.049	25.079	1:47.033	**(3)**	81.84	0.516	09:26:21.473
6 -	34.178	47.374	25.280	1:46.832	**(2)**	81.99	0.315	09:28:08.305
7 -	34.110	***47.336***	***25.071***	***1:46.517***	**(1)**	***82.23***		***09:29:54.822***

P19 13 Wil GREEN Suzuki - Faith Fueled Racing

IDEAL LAP TIME : 1:46.095 BEST LAP TIME : 1:46.613 DIFFERENCE : 0.518

LAP	SECTOR 1	SECTOR 2	SECTOR 3	LAP TIME		MPH	DIFF	TIME OF DAY
1 -	36.478	51.565	26.459	1:54.502		76.50	7.889	09:19:25.795
2 -	34.293	49.203	25.950	1:49.446		80.03	2.833	09:21:15.241
3 -	33.364	48.032	***25.258***	1:46.654	**(2)**	82.13	0.041	09:23:01.895
4 -	35.191	51.466	26.956	1:53.613		77.10	7.000	09:24:55.508
5 -	33.934	47.762	25.271	1:46.967	**(3)**	81.89	0.354	09:26:42.475
6 -	***33.353***	***47.484***	25.776	***1:46.613***	**(1)**	***82.16***		***09:28:29.088***

P20 137 Charlie CRAWT Suzuki - Pass Bike Motorcycle Training Ltd

IDEAL LAP TIME : 1:46.376 BEST LAP TIME : 1:46.825 DIFFERENCE : 0.449

LAP	SECTOR 1	SECTOR 2	SECTOR 3	LAP TIME		MPH	DIFF	TIME OF DAY
1 -	36.679	51.769	25.965	1:54.413		76.56	7.588	09:19:25.918
2 -	34.469	49.517	25.557	1:49.543		79.96	2.718	09:21:15.461
3 -	33.883	47.958	25.356	1:47.197	**(3)**	81.71	0.372	09:23:02.658
4 -	34.050	47.890	25.420	1:47.360		81.59	0.535	09:24:50.018
5 -	33.877	47.729	***25.351***	1:46.957	**(2)**	81.90	0.132	09:26:36.975
6 -	33.800	***47.455***	25.570	***1:46.825***	**(1)**	***82.00***		***09:28:23.800***

P21 20 Jose TOUCEDA Suzuki - Cell2

IDEAL LAP TIME : 1:47.349 BEST LAP TIME : 1:47.410 DIFFERENCE : 0.061

LAP	SECTOR 1	SECTOR 2	SECTOR 3	LAP TIME		MPH	DIFF	TIME OF DAY
1 -	36.245	51.159	26.512	1:53.916		76.89	6.506	09:19:19.237
2 -	35.249	49.656	25.922	1:50.827		79.04	3.417	09:21:10.064
3 -	34.846	49.474	26.000	1:50.320	**(3)**	79.40	2.910	09:23:00.384
4 -	34.705	49.468	26.237	1:50.410		79.33	3.000	09:24:50.794
5 -	34.421	49.377	***25.676***	1:49.474	**(2)**	80.01	2.064	09:26:40.268
6 -	***33.681***	***47.992***	25.737	***1:47.410***	**(1)**	***81.55***		***09:28:27.678***

P22 181 Robert FRANKLIN Suzuki - RCF GARDENS

IDEAL LAP TIME : 1:47.382 BEST LAP TIME : 1:47.699 DIFFERENCE : 0.317

LAP	SECTOR 1	SECTOR 2	SECTOR 3	LAP TIME		MPH	DIFF	TIME OF DAY
1 -	36.154	49.859	26.317	1:52.330		77.98	4.631	09:19:22.599
2 -	35.083	48.793	25.389	1:49.265	**(3)**	80.17	1.566	09:21:11.864
3 -	34.475	49.662	***25.310***	1:49.447		80.03	1.748	09:23:01.311
4 -	35.437	49.487	26.025	1:50.949		78.95	3.250	09:24:52.260
5 -	***33.734***	48.921	25.673	1:48.328	**(2)**	80.86	0.629	09:26:40.588
6 -	33.772	***48.338***	25.589	***1:47.699***	**(1)**	***81.33***		***09:28:28.287***

P23 77 Mark HAZELGROVE Suzuki -

IDEAL LAP TIME : 1:47.659 BEST LAP TIME : 1:47.849 DIFFERENCE : 0.190

LAP	SECTOR 1	SECTOR 2	SECTOR 3	LAP TIME	MPH	DIFF	TIME OF DAY

Weather / Track : Sunny / Dry

Brands Hatch GP
Circuit Length = 2.4332 miles
Start: 09:15 Flag 09:28 End: 09:31

BMCRC - MRO Championships 2018 - Rnd 6 @ Brands Hatch GP

MRO Minitwins

QUALIFYING - SECTOR ANALYSIS

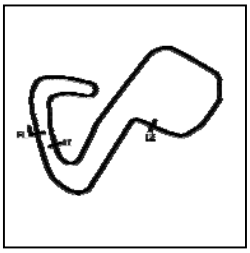

SECTOR 1 = FL to I1, SECTOR 2 = I1 to I2, SECTOR 3 = I2 to FL, DIFF = Difference To Personal Best Lap, P = Crossed Finish Line in Pit Lane, D = Time Disallowed

1 -	34.832	49.581	26.170	1:50.583	79.21	2.734	09:19:28.875
2 -	34.682	50.383	25.813	1:50.878	79.00	3.029	09:21:19.753
3 -	34.354	48.945	***25.511***	1:48.810 **(3)**	80.50	0.961	09:23:08.563
4 -	34.496	***48.314***	25.566	1:48.376 **(2)**	80.82	0.527	09:24:56.939
5 -	***33.834***	48.374	25.641	***1:47.849*** **(1)**	***81.22***		***09:26:44.788***
6 -	34.507	49.834	25.872	1:50.213	79.48	2.364	09:28:35.001
7 -	33.874	50.155	26.214	1:50.243	79.45	2.394	09:30:25.244

P24 178 Steven SHRUBSALL Suzuki - Bexhill Gearboxes

IDEAL LAP TIME : 1:47.507 BEST LAP TIME : 1:48.091 DIFFERENCE : 0.584

LAP	SECTOR 1	SECTOR 2	SECTOR 3	LAP TIME	MPH	DIFF	TIME OF DAY
1 -	36.811	51.988	26.400	1:55.199	76.04	7.108	09:19:27.842
2 -	35.236	50.523	25.836	1:51.595	78.49	3.504	09:21:19.437
3 -	33.633	49.222	25.719	1:48.574 **(3)**	80.68	0.483	09:23:08.011
4 -	33.977	***48.775***	***25.339***	***1:48.091*** **(1)**	***81.04***		***09:24:56.102***
5 -	33.711	48.810	25.991	1:48.512 **(2)**	80.72	0.421	09:26:44.614
6 -	34.021	50.170	25.621	1:49.812	79.77	1.721	09:28:34.426
7 -	***33.393***	50.822	25.664	1:49.879	79.72	1.788	09:30:24.305

P25 131 Christopher EVANS Suzuki - C.E PILATES / ANDESIGN

IDEAL LAP TIME : 1:48.026 BEST LAP TIME : 1:48.279 DIFFERENCE : 0.253

LAP	SECTOR 1	SECTOR 2	SECTOR 3	LAP TIME	MPH	DIFF	TIME OF DAY
1 -	37.045	51.455	26.601	1:55.101	76.10	6.822	09:19:28.386
2 -	35.636	50.170	26.812	1:52.618	77.78	4.339	09:21:21.004
3 -	35.327	49.643	25.722	1:50.692	79.13	2.413	09:23:11.696
4 -	35.081	49.003	25.497	1:49.581 **(3)**	79.93	1.302	09:25:01.277
5 -	34.417	***48.435***	25.427	***1:48.279*** **(1)**	***80.90***		***09:26:49.556***
6 -	35.211	48.445	***25.345***	1:49.001 **(2)**	80.36	0.722	09:28:38.557
7 -	***34.246***	52.008	25.859	1:52.113	78.13	3.834	09:30:30.670

P26 221 Simon FINCH Suzuki - BlueCloud Projects Ltd

IDEAL LAP TIME : 1:48.122 BEST LAP TIME : 1:48.879 DIFFERENCE : 0.757

LAP	SECTOR 1	SECTOR 2	SECTOR 3	LAP TIME	MPH	DIFF	TIME OF DAY
1 -	36.941	51.539	25.932	1:54.412	76.56	5.533	09:19:26.107
2 -	35.276	49.133	***25.713***	1:50.122	79.54	1.243	09:21:16.229
3 -	34.645	49.423	25.768	1:49.836 **(2)**	79.75	0.957	09:23:06.065
4 -	34.514	***48.185***	26.180	***1:48.879*** **(1)**	***80.45***		***09:24:54.944***
5 -	***34.224***	48.938	26.737	1:49.899 **(3)**	79.70	1.020	09:26:44.843

P27 23 Claire BECKETT Suzuki - Cowpers Oak

IDEAL LAP TIME : 1:49.212 BEST LAP TIME : 1:49.774 DIFFERENCE : 0.562

LAP	SECTOR 1	SECTOR 2	SECTOR 3	LAP TIME	MPH	DIFF	TIME OF DAY
1 -	36.475	50.362	26.605	1:53.442	77.21	3.668	09:19:22.315
2 -	36.688	50.415	26.620	1:53.723	77.02	3.949	09:21:16.038
3 -	35.840	49.777	26.135	1:51.752	78.38	1.978	09:23:07.790
4 -	35.866	49.262	***25.832***	1:50.960 **(3)**	78.94	1.186	09:24:58.750
5 -	***34.851***	***48.529***	26.394	***1:49.774*** **(1)**	***79.79***		***09:26:48.524***
6 -	35.576	48.790	25.986	1:50.352 **(2)**	79.38	0.578	09:28:38.876
7 -	35.106	51.738	26.074	1:52.918	77.57	3.144	09:30:31.794

P28 59 Benn RIDGWELL Suzuki -

IDEAL LAP TIME : 1:50.183 BEST LAP TIME : 1:50.183 DIFFERENCE : 0.000

LAP	SECTOR 1	SECTOR 2	SECTOR 3	LAP TIME	MPH	DIFF	TIME OF DAY
1 -	36.095	50.166	26.139	1:52.400	77.93	2.217	09:19:19.980
2 -	35.370	49.737	25.915	1:51.022 **(2)**	78.90	0.839	09:21:11.002
3 -	***34.987***	***49.334***	***25.862***	***1:50.183*** **(1)**	***79.50***		***09:23:01.185***
4 -	35.239	49.577	26.302	1:51.118 **(3)**	78.83	0.935	09:24:52.303

Weather / Track : Sunny / Dry

Brands Hatch GP
Circuit Length = 2.4332 miles
Start: 09:15 Flag 09:28 End: 09:31

BMCRC - MRO Championships 2018 - Rnd 6 @ Brands Hatch GP

MRO Minitwins

QUALIFYING - SECTOR ANALYSIS

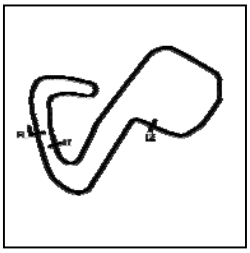

SECTOR 1 = FL to I1, SECTOR 2 = I1 to I2, SECTOR 3 = I2 to FL, DIFF = Difference To Personal Best Lap, P = Crossed Finish Line in Pit Lane, D = Time Disallowed

P29 43 Robert DAVIE Suzuki -

IDEAL LAP TIME : 1:50.317 BEST LAP TIME : 1:50.564 DIFFERENCE : 0.247

LAP	SECTOR 1	SECTOR 2	SECTOR 3	LAP TIME	MPH	DIFF	TIME OF DAY
1 -	37.799	51.717	27.255	1:56.771	75.01	6.207	09:19:26.651
2 -	36.235	51.046	27.039	1:54.320	76.62	3.756	09:21:20.971
3 -	35.873	50.505	***26.025***	1:52.403	77.93	1.839	09:23:13.374
4 -	35.207	50.165	26.652	1:52.024 **(3)**	78.19	1.460	09:25:05.398
5 -	35.559	***49.490***	26.306	1:51.355 **(2)**	78.66	0.791	09:26:56.753
6 -	***34.802***	49.673	26.089	***1:50.564*** **(1)**	***79.22***		***09:28:47.317***

P30 16 Geoff LANSDELL Suzuki - EPG Domestic

IDEAL LAP TIME : 1:50.479 BEST LAP TIME : 1:51.145 DIFFERENCE : 0.666

LAP	SECTOR 1	SECTOR 2	SECTOR 3	LAP TIME	MPH	DIFF	TIME OF DAY
1 -	38.883	53.156	26.867	1:58.906	73.67	7.761	09:19:30.875
2 -	36.150	50.053	26.346	1:52.549	77.83	1.404	09:21:23.424
3 -	35.946	49.783	26.290	1:52.019	78.19	0.874	09:23:15.443
4 -	35.318	49.628	26.199	***1:51.145*** **(1)**	***78.81***		***09:25:06.588***
5 -	***35.005***	49.623	26.583	1:51.211 **(2)**	78.76	0.066	09:26:57.799
6 -	36.095	***49.356***	***26.118***	1:51.569 **(3)**	78.51	0.424	09:28:49.368

P31 14 Nick KILLWORTH Suzuki -

IDEAL LAP TIME : 1:50.526 BEST LAP TIME : 1:51.201 DIFFERENCE : 0.675

LAP	SECTOR 1	SECTOR 2	SECTOR 3	LAP TIME	MPH	DIFF	TIME OF DAY
1 -	41.440	54.703	27.699	2:03.842	70.73	12.641	09:20:40.260
2 -	37.374	52.435	26.785	1:56.594	75.13	5.393	09:22:36.854
3 -	36.359	50.167	26.126	1:52.652	77.76	1.451	09:24:29.506
4 -	35.823	***49.308***	26.070	***1:51.201*** **(1)**	***78.77***		***09:26:20.707***
5 -	35.616	49.824	***25.915***	1:51.355 **(3)**	78.66	0.154	09:28:12.062
6 -	***35.303***	49.850	26.085	1:51.238 **(2)**	78.74	0.037	09:30:03.300

Weather / Track : Sunny / Dry

Brands Hatch GP
Circuit Length = 2.4332 miles
Start: 09:15 Flag 09:28 End: 09:31

BMCRC - MRO Championships 2018 - Rnd 6 @ Brands Hatch GP

MRO Minitwins

QUALIFYING - BEST SECTORS

	SECTOR 1			SECTOR 2			SECTOR 3			IDEAL / BEST COMPARISON					
POS	NO	NAME	TIME	NO	NAME	TIME	NO	NAME	TIME	POS	NO	NAME	IDEAL	BEST	DIFF
												PERFECT LAP	1:39.150		
1	74	SINGLETON	30.786	74	SINGLETON	44.483	86	WITHERINGTON	23.881	1	74	SINGLETON	1:39.194	1:39.194	0.000
2	86	WITHERINGTON	31.108	26	DAVIES	44.617	74	SINGLETON	23.925	2	26	DAVIES	1:39.797	1:39.815	0.018
3	26	DAVIES	31.149	78	POVAH	44.656	184	TWYFORD	24.024	3	86	WITHERINGTON	1:39.818	1:39.818	0.000
4	184	TWYFORD	31.219	777	WILLIAMS	44.759	26	DAVIES	24.031	4	184	TWYFORD	1:40.024	1:40.054	0.030
5	777	WILLIAMS	31.398	184	TWYFORD	44.781	78	POVAH	24.107	5	78	POVAH	1:40.226	1:40.378	0.152
6	78	POVAH	31.463	86	WITHERINGTON	44.829	777	WILLIAMS	24.135	6	777	WILLIAMS	1:40.292	1:40.447	0.155
7	19	LILLEY	31.704	19	LILLEY	45.096	19	LILLEY	24.280	7	19	LILLEY	1:41.080	1:41.166	0.086
8	97	PACKHAM	31.837	97	PACKHAM	45.518	21	MITCHELL	24.410	8	97	PACKHAM	1:41.766	1:41.913	0.147
9	153	STANFORD	32.236	54	JAMISON	45.749	97	PACKHAM	24.411	9	153	STANFORD	1:42.866	1:43.113	0.247
10	54	JAMISON	32.273	21	MITCHELL	45.980	153	STANFORD	24.591	10	54	JAMISON	1:42.911	1:43.088	0.177
11	28	VEASEY	32.410	153	STANFORD	46.039	96	HARRIS	24.763	11	21	MITCHELL	1:42.937	1:42.937	0.000
12	21	MITCHELL	32.547	96	HARRIS	46.091	28	VEASEY	24.783	12	96	HARRIS	1:43.628	1:43.732	0.104
13	96	HARRIS	32.774	76	RODGERS	46.843	54	JAMISON	24.889	13	28	VEASEY	1:44.215	1:44.775	0.560
14	81	MAY	32.880	113	ELKINS	46.866	56	GRANTHAM	24.981	14	76	RODGERS	1:44.819	1:45.244	0.425
15	76	RODGERS	32.946	28	VEASEY	47.022	76	RODGERS	25.030	15	113	ELKINS	1:45.402	1:45.883	0.481
16	13	GREEN	33.353	56	GRANTHAM	47.313	84	BRANCO	25.071	16	81	MAY	1:45.440	1:46.141	0.701
17	113	ELKINS	33.363	84	BRANCO	47.336	81	MAY	25.075	17	56	GRANTHAM	1:45.848	1:45.903	0.055
18	178	SHRUBSALL	33.393	137	CRAWT	47.455	113	ELKINS	25.173	18	13	GREEN	1:46.095	1:46.613	0.518
19	56	GRANTHAM	33.554	13	GREEN	47.484	13	GREEN	25.258	19	84	BRANCO	1:46.312	1:46.517	0.205
20	137	CRAWT	33.570	81	MAY	47.485	181	FRANKLIN	25.310	20	137	CRAWT	1:46.376	1:46.825	0.449
21	20	TOUCEDA	33.681	20	TOUCEDA	47.992	178	SHRUBSALL	25.339	21	20	TOUCEDA	1:47.349	1:47.410	0.061
22	181	FRANKLIN	33.734	221	FINCH	48.185	131	EVANS	25.345	22	181	FRANKLIN	1:47.382	1:47.699	0.317
23	77	HAZELGROVE	33.834	77	HAZELGROVE	48.314	137	CRAWT	25.351	23	178	SHRUBSALL	1:47.507	1:48.091	0.584
24	84	BRANCO	33.905	181	FRANKLIN	48.338	77	HAZELGROVE	25.511	24	77	HAZELGROVE	1:47.659	1:47.849	0.190
25	221	FINCH	34.224	131	EVANS	48.435	20	TOUCEDA	25.676	25	131	EVANS	1:48.026	1:48.279	0.253
26	131	EVANS	34.246	23	BECKETT	48.529	221	FINCH	25.713	26	221	FINCH	1:48.122	1:48.879	0.757
27	43	DAVIE	34.802	178	SHRUBSALL	48.775	23	BECKETT	25.832	27	23	BECKETT	1:49.212	1:49.774	0.562
28	23	BECKETT	34.851	14	KILLWORTH	49.308	59	RIDGWELL	25.862	28	59	RIDGWELL	1:50.183	1:50.183	0.000
29	59	RIDGWELL	34.987	59	RIDGWELL	49.334	14	KILLWORTH	25.915	29	43	DAVIE	1:50.317	1:50.564	0.247
30	16	LANSDELL	35.005	16	LANSDELL	49.356	43	DAVIE	26.025	30	16	LANSDELL	1:50.479	1:51.145	0.666
31	14	KILLWORTH	35.303	43	DAVIE	49.490	16	LANSDELL	26.118	31	14	KILLWORTH	1:50.526	1:51.201	0.675

Weather / Track : Sunny / Dry

Brands Hatch GP
Circuit Length = 2.4332 miles
Start: 09:15 Flag 09:28 End: 09:31

Results can be found at www.tsl-timing.com

Printed - 09:31 Saturday, 07 July 2018

BMCRC - MRO Championships 2018 - Rnd 6 @ Brands Hatch GP

MRO Minitwins

RACE 2 - GRID (6 Laps)

ROW 11	33	32 **2** Andrew GILL	31 **14** Nick KILLWORTH 1:51.201
ROW 10	30 **16** Geoff LANSDELL 1:51.145	29 **43** Robert DAVIE 1:50.564	28 **59** Benn RIDGWELL 1:50.183
ROW 9	27 **23** Claire BECKETT 1:49.774	26 **221** Simon FINCH 1:48.879	25 **131** Christopher EVANS 1:48.279
ROW 8	24 **178** Steven SHRUBSALL 1:48.091	23 **77** Mark HAZELGROVE 1:47.849	22 **181** Robert FRANKLIN 1:47.699
ROW 7	21 **20** Jose TOUCEDA 1:47.410	20 **137** Charlie CRAWT 1:46.825	19 **13** Wil GREEN 1:46.613
ROW 6	18 **84** Ricardo BRANCO 1:46.517	17 **81** Malvern MAY 1:46.141	16 **56** Ed GRANTHAM 1:45.903
ROW 5	15 **113** Sam ELKINS 1:45.883	14 **76** Phillip RODGERS 1:45.244	13 **28** Dominic VEASEY 1:44.775
ROW 4	12 **96** Dan HARRIS 1:43.732	11 **153** Tommy STANFORD 1:43.113	10 **54** Adam JAMISON 1:43.088
ROW 3	9 **21** Carl MITCHELL 1:42.937	8 **97** Jake PACKHAM 1:41.913	7 **19** Kevin LILLEY 1:41.166
ROW 2	6 **777** Mason WILLIAMS 1:40.447	5 **78** Keith POVAH 1:40.378	4 **184** David TWYFORD 1:40.054
ROW 1	3 **86** Paul WITHERINGTON 1:39.818	2 **26** Glynn DAVIES 1:39.815	1 **74** Daniel SINGLETON 1:39.194 **Pole**

Brands Hatch GP
Circuit Length = 2.4332 miles

These results are provisional until the conclusion of any judicial and technical matters.

Clerk Of Course :		Timekeeper :

Results can be found at www.tsl-timing.com

Printed - 09:32 Saturday, 07 July 2018

BMCRC - MRO Championships 2018 - Rnd 6 @ Brands Hatch GP

MRO Minitwins

RACE 2 - CLASSIFICATION

POS	NO	NAME	ENTRY	LAPS	TIME	GAP	DIFF	MPH	BEST	ON
1	26	**Glynn DAVIES**	Suzuki -	6	10:03.674			87.06	**1:38.845**	4
2	777	**Mason WILLIAMS**	Suzuki - MoreMoto	6	10:06.378	**2.704**	2.704	86.67	**1:39.529**	4
3	74	**Daniel SINGLETON**	Suzuki - me	6	10:06.615	**2.941**	0.237	86.64	**1:39.532**	2
4	78	**Keith POVAH**	Suzuki - 78Plate.com ScreenPrinting/SubvertBoards	6	10:07.645	**3.971**	1.030	86.49	**1:39.766**	6
5	86	**Paul WITHERINGTON**	Suzuki - P&R plumbing	6	10:08.973	**5.299**	1.328	86.30	**1:39.628**	4
6	184	**David TWYFORD**	Suzuki -	6	10:10.373	**6.699**	1.400	86.10	**1:40.311**	4
7	97	**Jake PACKHAM**	Suzuki - Gasoline alley	6	10:17.307	**13.633**	6.934	85.14	**1:40.954**	6
8	19	**Kevin LILLEY**	Suzuki - Vanson Leathers	6	10:18.675	**15.001**	1.368	84.95	**1:41.625**	6
9	54	**Adam JAMISON**	Suzuki - AJ Racing	6	10:18.852	**15.178**	0.177	84.92	**1:41.489**	6
10	21	**Carl MITCHELL**	Suzuki - Beaute Agri AJL Garden Services	6	10:27.467	**23.793**	8.615	83.76	**1:42.935**	6
11	96	**Dan HARRIS**	Suzuki - HP Racing	6	10:28.286	**24.612**	0.819	83.65	**1:43.073**	6
12	153	**Tommy STANFORD**	Suzuki - Team Ginge Racing	6	10:28.527	**24.853**	0.241	83.62	**1:43.433**	4
13	113	**Sam ELKINS**	Suzuki - Me Old Man	6	10:28.601	**24.927**	0.074	83.61	**1:42.587**	6
14	81	**Malvern MAY**	Suzuki -	6	10:28.979	**25.305**	0.378	83.56	**1:42.588**	3
15	28	**Dominic VEASEY**	Suzuki - Veasey Racing	6	10:29.423	**25.749**	0.444	83.50	**1:43.145**	5
16	76	**Phillip RODGERS**	Suzuki - pinbadgelab.co.uk	6	10:36.039	**32.365**	6.616	82.63	**1:43.822**	4
17	84	**Ricardo BRANCO**	Suzuki - IMP Racing	6	10:36.841	**33.167**	0.802	82.53	**1:43.740**	6
18	13	**Wil GREEN**	Suzuki - Faith Fueled Racing	6	10:38.549	**34.875**	1.708	82.31	**1:44.450**	5
19	20	**Jose TOUCEDA**	Suzuki - Cell2	6	10:42.884	**39.210**	4.335	81.75	**1:44.723**	3
20	178	**Steven SHRUBSALL**	Suzuki - Bexhill Gearboxes	6	10:51.354	**47.680**	8.470	80.69	**1:46.329**	6
21	56	**Ed GRANTHAM**	Suzuki - eb7 Bright Thinking Property Development	6	10:52.421	**48.747**	1.067	80.55	**1:46.847**	3
22	221	**Simon FINCH**	Suzuki - BlueCloud Projects Ltd	6	10:52.987	**49.313**	0.566	80.49	**1:46.863**	4
23	77	**Mark HAZELGROVE**	Suzuki -	6	10:53.944	**50.270**	0.957	80.37	**1:46.112**	2
24	23	**Claire BECKETT**	Suzuki - Cowpers Oak	6	11:00.781	**57.107**	6.837	79.54	**1:48.012**	3
25	181	**Robert FRANKLIN**	Suzuki - RCF GARDENS	6	11:01.192	**57.518**	0.411	79.49	**1:48.229**	3
26	14	**Nick KILLWORTH**	Suzuki -	6	11:09.622	**1:05.948**	8.430	78.49	**1:48.056**	5
27	43	**Robert DAVIE**	Suzuki -	6	11:15.363	**1:11.689**	5.741	77.82	**1:50.277**	2
28	16	**Geoff LANSDELL**	Suzuki - EPG Domestic	6	11:15.515	**1:11.841**	0.152	77.80	**1:50.375**	3
29	59	**Benn RIDGWELL**	Suzuki -	6	11:41.511	**1:37.837**	25.996	74.92	**1:54.346**	2

FASTEST LAP

26	**Glynn DAVIES**	Suzuki -	4	1:38.845	88.62 mph	142.62 kph

92.5% of Race Speed = 80.53 mph

Brands Hatch GP
Circuit Length = 2.4332 miles
Start: 12:34 Flag 12:44 End: 12:45

Weather / Track : Sunny / Dry
These results are provisional until the conclusion of any judicial and technical matters.

Clerk Of Course :		Timekeeper :

Results can be found at www.tsl-timing.com

Printed - 12:46 Saturday, 07 July 2018

BMCRC - MRO Championships 2018 - Rnd 6 @ Brands Hatch GP

MRO Minitwins

RACE 2 - LAP CHART

LAP 1	@ 12:35:47.647	
NO	BEHIND	LAP TIME
74		1:45.633
26	0.053	1:45.686
78	0.388	1:46.021
777	1.002	1:46.635
184	1.249	1:46.882
86	1.342	1:46.975
54	2.278	1:47.911
97	2.398	1:48.031
19	2.819	1:48.452
153	4.267	1:49.900
21	5.464	1:51.097
28	5.823	1:51.456
96	6.238	1:51.871
81	6.554	1:52.187
84	7.359	1:52.992
113	7.911	1:53.544
13	8.257	1:53.890
76	8.321	1:53.954
20	8.973	1:54.606
77	9.692	1:55.325
56	10.148	1:55.781
178	10.918	1:56.551
23	11.632	1:57.265
221	11.837	1:57.470
181	13.041	1:58.674
16	13.860	1:59.493
43	14.342	1:59.975
59	16.074	2:01.707
14	17.108	2:02.741

LAP 2	@ 12:37:27.128	
NO	BEHIND	LAP TIME
26		1:39.428
74	0.051	1:39.532
777	1.932	1:40.411
78	2.178	1:41.271
184	2.645	1:40.877
86	3.037	1:41.176
97	5.716	1:42.799
54	5.788	1:42.991
19	5.886	1:42.548
153	8.575	1:43.789
21	9.587	1:43.604
28	10.102	1:43.760
96	10.707	1:43.950
81	11.133	1:44.060
113	12.641	1:44.211
84	13.033	1:45.155
76	13.479	1:44.639
13	13.688	1:44.912
20	14.346	1:44.854
77	16.323	1:46.112
56	17.748	1:47.081
178	18.719	1:47.282
221	19.328	1:46.972
23	21.159	1:49.008
181	21.825	1:48.265
16	25.013	1:50.634
43	25.138	1:50.277
14	29.020	1:51.393
59	30.939	1:54.346

LAP 3	@ 12:39:07.026	
NO	BEHIND	LAP TIME
26		1:39.898
74	0.101	1:39.948
777	1.790	1:39.756
78	2.130	1:39.850
184	3.205	1:40.458
86	3.599	1:40.460
97	7.942	1:42.124
19	8.134	1:42.146
54	8.311	1:42.421
153	12.541	1:43.864
21	12.787	1:43.098
28	13.769	1:43.565
81	13.823	1:42.588
96	13.989	1:43.180
113	15.558	1:42.815
76	17.931	1:44.350
84	18.660	1:45.525
13	19.100	1:45.310
20	19.171	1:44.723
77	24.455	1:48.030
56	24.697	1:46.847
178	26.075	1:47.254
221	26.414	1:46.984
23	29.273	1:48.012
181	30.156	1:48.229
16	35.490	1:50.375
43	35.550	1:50.310
14	38.509	1:49.387
59	48.390	1:57.349

LAP 4	@ 12:40:45.871	
NO	BEHIND	LAP TIME
26		1:38.845
74	1.415	1:40.159
777	2.474	1:39.529
78	3.207	1:39.922
86	4.382	1:39.628
184	4.671	1:40.311
97	11.072	1:41.975
19	11.386	1:42.097
54	11.506	1:42.040
153	17.129	1:43.433
21	17.372	1:43.430
81	17.664	1:42.686
96	18.219	1:43.075
28	18.740	1:43.816
113	19.546	1:42.833
76	22.908	1:43.822
84	24.629	1:44.814
13	25.263	1:45.008
20	25.958	1:45.632
56	33.508	1:47.656
178	34.237	1:47.007
77	34.263	1:48.653
221	34.432	1:46.863
23	38.945	1:48.517
181	39.992	1:48.681
16	48.213	1:51.568
43	48.283	1:51.578
14	48.734	1:49.070
59	1:05.829	1:56.284

LAP 5	@ 12:42:25.341	
NO	BEHIND	LAP TIME
26		1:39.470
74	3.207	1:41.262
777	3.437	1:40.433
78	4.552	1:40.815
86	4.944	1:40.032
184	5.731	1:40.530
97	13.026	1:41.424
19	13.723	1:41.807
54	14.036	1:42.000
21	21.205	1:43.303
153	21.495	1:43.836
96	21.886	1:43.137
81	21.896	1:43.702
28	22.415	1:43.145
113	22.687	1:42.611
76	27.865	1:44.427
84	29.774	1:44.615
13	30.243	1:44.450
20	31.803	1:45.315
56	41.468	1:47.430
178	41.698	1:46.931
221	41.884	1:46.922
77	42.831	1:48.038
23	48.420	1:48.945
181	48.825	1:48.303
14	57.320	1:48.056
16	1:00.229	1:51.486
43	1:00.310	1:51.497
59	1:22.510	1:56.151

LAP 6	@ 12:44:05.688	
NO	BEHIND	LAP TIME
26		1:40.347
777	2.704	1:39.614
74	2.941	1:40.081
78	3.971	1:39.766
86	5.299	1:40.702
184	6.699	1:41.315
97	13.633	1:40.954
19	15.001	1:41.625
54	15.178	1:41.489
21	23.793	1:42.935
96	24.612	1:43.073
153	24.853	1:43.705
113	24.927	1:42.587
81	25.305	1:43.756
28	25.749	1:43.681
76	32.365	1:44.847
84	33.167	1:43.740
13	34.875	1:44.979
20	39.210	1:47.754
178	47.680	1:46.329
56	48.747	1:47.626
221	49.313	1:47.776
77	50.270	1:47.786
23	57.107	1:49.034
181	57.518	1:49.040
14	1:05.948	1:48.975
43	1:11.689	1:51.726
16	1:11.841	1:51.959
59	1:37.837	1:55.674

Weather / Track : Sunny / Dry

Brands Hatch GP
Circuit Length = 2.4332 miles
Start: 12:34 Flag 12:44 End: 12:45

Results can be found at www.tsl-timing.com

Printed - 12:46 Saturday, 07 July 2018

BMCRC - MRO Championships 2018 - Rnd 6 @ Brands Hatch GP

MRO Minitwins

RACE 2 - SECTOR ANALYSIS

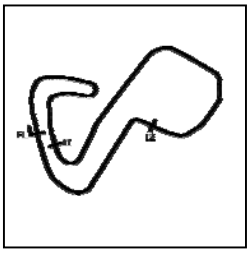

SECTOR 1 = FL to I1, SECTOR 2 = I1 to I2, SECTOR 3 = I2 to FL, DIFF = Difference To Personal Best Lap, P = Crossed Finish Line in Pit Lane, D = Time Disallowed

P1 26 Glynn DAVIES Suzuki -

IDEAL LAP TIME : 1:38.845 BEST LAP TIME : 1:38.845 DIFFERENCE : 0.000

LAP	SECTOR 1	SECTOR 2	SECTOR 3	LAP TIME	MPH	DIFF	TIME OF DAY
1 -		45.184	24.046	1:45.686	82.88	6.841	12:35:47.700
2 -	31.299	44.273	23.856	1:39.428 (2)	88.10	0.583	12:37:27.128
3 -	31.409	44.627	23.862	1:39.898	87.68	1.053	12:39:07.026
4 -	***31.169***	***43.908***	***23.768***	***1:38.845 (1)***	***88.62***		***12:40:45.871***
5 -	31.239	44.380	23.851	1:39.470 (3)	88.06	0.625	12:42:25.341
6 -	31.497	44.630	24.220	1:40.347	87.29	1.502	12:44:05.688

P2 777 Mason WILLIAMS Suzuki - MoreMoto

IDEAL LAP TIME : 1:39.457 BEST LAP TIME : 1:39.529 DIFFERENCE : 0.072

LAP	SECTOR 1	SECTOR 2	SECTOR 3	LAP TIME	MPH	DIFF	TIME OF DAY
1 -		45.024	23.955	1:46.635	82.14	7.106	12:35:48.649
2 -	31.932	44.685	***23.794***	1:40.411	87.23	0.882	12:37:29.060
3 -	31.591	44.283	23.882	1:39.756 (3)	87.81	0.227	12:39:08.816
4 -	31.471	***44.251***	23.807	***1:39.529 (1)***	***88.01***		***12:40:48.345***
5 -	***31.412***	44.930	24.091	1:40.433	87.22	0.904	12:42:28.778
6 -	31.413	44.287	23.914	1:39.614 (2)	87.93	0.085	12:44:08.392

P3 74 Daniel SINGLETON Suzuki - me

IDEAL LAP TIME : 1:38.826 BEST LAP TIME : 1:39.532 DIFFERENCE : 0.706

LAP	SECTOR 1	SECTOR 2	SECTOR 3	LAP TIME	MPH	DIFF	TIME OF DAY
1 -		45.134	24.175	1:45.633	82.92	6.101	12:35:47.647
2 -	31.746	***44.178***	***23.608***	***1:39.532 (1)***	***88.01***		***12:37:27.179***
3 -	***31.040***	44.926	23.982	1:39.948 (2)	87.64	0.416	12:39:07.127
4 -	32.084	44.268	23.807	1:40.159	87.45	0.627	12:40:47.286
5 -	32.114	45.145	24.003	1:41.262	86.50	1.730	12:42:28.548
6 -	32.000	44.213	23.868	1:40.081 (3)	87.52	0.549	12:44:08.629

P4 78 Keith POVAH Suzuki - 78Plate.com ScreenPrinting/SubvertBoardstore.com

IDEAL LAP TIME : 1:39.429 BEST LAP TIME : 1:39.766 DIFFERENCE : 0.337

LAP	SECTOR 1	SECTOR 2	SECTOR 3	LAP TIME	MPH	DIFF	TIME OF DAY
1 -		45.200	23.938	1:46.021	82.62	6.255	12:35:48.035
2 -	32.526	44.915	23.830	1:41.271	86.49	1.505	12:37:29.306
3 -	***31.574***	44.541	***23.735***	1:39.850 (2)	87.73	0.084	12:39:09.156
4 -	31.638	44.516	23.768	1:39.922 (3)	87.66	0.156	12:40:49.078
5 -	31.912	44.631	24.272	1:40.815	86.89	1.049	12:42:29.893
6 -	31.641	***44.120***	24.005	***1:39.766 (1)***	***87.80***		***12:44:09.659***

P5 86 Paul WITHERINGTON Suzuki - P&R plumbing

IDEAL LAP TIME : 1:39.524 BEST LAP TIME : 1:39.628 DIFFERENCE : 0.104

LAP	SECTOR 1	SECTOR 2	SECTOR 3	LAP TIME	MPH	DIFF	TIME OF DAY
1 -		45.052	24.001	1:46.975	81.88	7.347	12:35:48.989
2 -	32.289	44.714	24.173	1:41.176	86.58	1.548	12:37:30.165
3 -	31.668	44.743	24.049	1:40.460 (3)	87.19	0.832	12:39:10.625
4 -	31.443	***44.296***	***23.889***	***1:39.628 (1)***	***87.92***		***12:40:50.253***
5 -	***31.339***	44.299	24.394	1:40.032 (2)	87.57	0.404	12:42:30.285
6 -	31.508	44.966	24.228	1:40.702	86.98	1.074	12:44:10.987

P6 184 David TWYFORD Suzuki -

IDEAL LAP TIME : 1:39.827 BEST LAP TIME : 1:40.311 DIFFERENCE : 0.484

LAP	SECTOR 1	SECTOR 2	SECTOR 3	LAP TIME	MPH	DIFF	TIME OF DAY
1 -		45.188	24.221	1:46.882	81.95	6.571	12:35:48.896
2 -	31.987	45.030	***23.860***	1:40.877	86.83	0.566	12:37:29.773
3 -	31.723	44.854	23.881	1:40.458 (2)	87.19	0.147	12:39:10.231
4 -	***31.467***	44.676	24.168	***1:40.311 (1)***	***87.32***		***12:40:50.542***
5 -	31.851	***44.500***	24.179	1:40.530 (3)	87.13	0.219	12:42:31.072

Weather / Track : Sunny / Dry

Brands Hatch GP
Circuit Length = 2.4332 miles
Start: 12:34 Flag 12:44 End: 12:45

BMCRC - MRO Championships 2018 - Rnd 6 @ Brands Hatch GP

MRO Minitwins

RACE 2 - SECTOR ANALYSIS

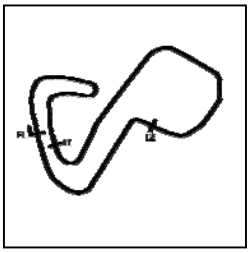

SECTOR 1 = FL to I1, SECTOR 2 = I1 to I2, SECTOR 3 = I2 to FL, DIFF = Difference To Personal Best Lap, P = Crossed Finish Line in Pit Lane, D = Time Disallowed

6 -	31.699	45.201	24.415	1:41.315	86.46	1.004	12:44:12.387

P7 97 Jake PACKHAM Suzuki - Gasoline alley

IDEAL LAP TIME : 1:40.897 BEST LAP TIME : 1:40.954 DIFFERENCE : 0.057

LAP	SECTOR 1	SECTOR 2	SECTOR 3	LAP TIME	MPH	DIFF	TIME OF DAY
1 -		45.141	24.843	1:48.031	81.08	7.077	12:35:50.045
2 -	32.352	45.905	24.542	1:42.799	85.21	1.845	12:37:32.844
3 -	32.091	45.548	24.485	1:42.124	85.77	1.170	12:39:14.968
4 -	32.459	45.387	***24.129***	1:41.975 **(3)**	85.90	1.021	12:40:56.943
5 -	31.980	45.128	24.316	1:41.424 **(2)**	86.36	0.470	12:42:38.367
6 -	***31.889***	***44.879***	24.186	***1:40.954*** **(1)**	***86.77***		***12:44:19.321***

P8 19 Kevin LILLEY Suzuki - Vanson Leathers

IDEAL LAP TIME : 1:41.189 BEST LAP TIME : 1:41.625 DIFFERENCE : 0.436

LAP	SECTOR 1	SECTOR 2	SECTOR 3	LAP TIME	MPH	DIFF	TIME OF DAY
1 -		45.530	***23.944***	1:48.452	80.77	6.827	12:35:50.466
2 -	33.043	45.036	24.469	1:42.548	85.42	0.923	12:37:33.014
3 -	32.926	***44.970***	24.250	1:42.146	85.75	0.521	12:39:15.160
4 -	32.652	45.156	24.289	1:42.097 **(3)**	85.79	0.472	12:40:57.257
5 -	***32.275***	45.356	24.176	1:41.807 **(2)**	86.04	0.182	12:42:39.064
6 -	32.365	45.003	24.257	***1:41.625*** **(1)**	***86.19***		***12:44:20.689***

P9 54 Adam JAMISON Suzuki - AJ Racing

IDEAL LAP TIME : 1:41.301 BEST LAP TIME : 1:41.489 DIFFERENCE : 0.188

LAP	SECTOR 1	SECTOR 2	SECTOR 3	LAP TIME	MPH	DIFF	TIME OF DAY
1 -		45.268	24.319	1:47.911	81.17	6.422	12:35:49.925
2 -	32.747	45.769	24.475	1:42.991	85.05	1.502	12:37:32.916
3 -	32.600	45.608	24.213	1:42.421	85.52	0.932	12:39:15.337
4 -	32.631	45.101	24.308	1:42.040 **(3)**	85.84	0.551	12:40:57.377
5 -	***32.223***	45.610	***24.167***	1:42.000 **(2)**	85.88	0.511	12:42:39.377
6 -	32.355	***44.911***	24.223	***1:41.489*** **(1)**	***86.31***		***12:44:20.866***

P10 21 Carl MITCHELL Suzuki - Beaute Agri AJL Garden Services

IDEAL LAP TIME : 1:42.681 BEST LAP TIME : 1:42.935 DIFFERENCE : 0.254

LAP	SECTOR 1	SECTOR 2	SECTOR 3	LAP TIME	MPH	DIFF	TIME OF DAY
1 -		46.631	24.448	1:51.097	78.84	8.162	12:35:53.111
2 -	33.415	45.704	24.485	1:43.604	84.55	0.669	12:37:36.715
3 -	32.952	45.708	24.438	1:43.098 **(2)**	84.96	0.163	12:39:19.813
4 -	33.242	45.806	***24.382***	1:43.430	84.69	0.495	12:41:03.243
5 -	32.940	45.696	24.667	1:43.303 **(3)**	84.79	0.368	12:42:46.546
6 -	***32.817***	***45.482***	24.636	***1:42.935*** **(1)**	***85.10***		***12:44:29.481***

P11 96 Dan HARRIS Suzuki - HP Racing

IDEAL LAP TIME : 1:42.486 BEST LAP TIME : 1:43.073 DIFFERENCE : 0.587

LAP	SECTOR 1	SECTOR 2	SECTOR 3	LAP TIME	MPH	DIFF	TIME OF DAY
1 -		46.579	24.716	1:51.871	78.30	8.798	12:35:53.885
2 -	33.579	45.921	24.450	1:43.950	84.26	0.877	12:37:37.835
3 -	33.274	45.423	24.483	1:43.180	84.89	0.107	12:39:21.015
4 -	33.365	***45.243***	24.467	1:43.075 **(2)**	84.98	0.002	12:41:04.090
5 -	***32.818***	45.894	***24.425***	1:43.137 **(3)**	84.93	0.064	12:42:47.227
6 -	33.067	45.285	24.721	***1:43.073*** **(1)**	***84.98***		***12:44:30.300***

P12 153 Tommy STANFORD Suzuki - Team Ginge Racing

IDEAL LAP TIME : 1:43.048 BEST LAP TIME : 1:43.433 DIFFERENCE : 0.385

LAP	SECTOR 1	SECTOR 2	SECTOR 3	LAP TIME	MPH	DIFF	TIME OF DAY
1 -		46.204	24.591	1:49.900	79.70	6.467	12:35:51.914
2 -	33.081	46.081	24.627	1:43.789 **(3)**	84.40	0.356	12:37:35.703
3 -	33.127	46.092	24.645	1:43.864	84.33	0.431	12:39:19.567

Weather / Track : Sunny / Dry

Brands Hatch GP
Circuit Length = 2.4332 miles
Start: 12:34 Flag 12:44 End: 12:45

BMCRC - MRO Championships 2018 - Rnd 6 @ Brands Hatch GP

MRO Minitwins

RACE 2 - SECTOR ANALYSIS

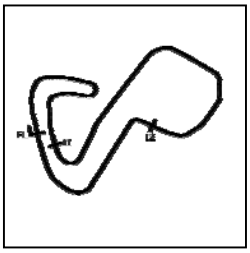

SECTOR 1 = FL to I1, SECTOR 2 = I1 to I2, SECTOR 3 = I2 to FL, DIFF = Difference To Personal Best Lap, P = Crossed Finish Line in Pit Lane, D = Time Disallowed

4 -	***33.058***	46.023	***24.352***	***1:43.433***	**(1)**	***84.69***		***12:41:03.000***
5 -	33.361	46.069	24.406	1:43.836		84.36	0.403	12:42:46.836
6 -	33.067	***45.638***	25.000	1:43.705	**(2)**	84.46	0.272	12:44:30.541

P13 113 Sam ELKINS Suzuki - Me Old Man

IDEAL LAP TIME : 1:42.436 BEST LAP TIME : 1:42.587 DIFFERENCE : 0.151

LAP	SECTOR 1	SECTOR 2	SECTOR 3	LAP TIME		MPH	DIFF	TIME OF DAY
1 -		47.537	24.590	1:53.544		77.14	10.957	12:35:55.558
2 -	33.664	46.054	24.493	1:44.211		84.05	1.624	12:37:39.769
3 -	32.801	***45.392***	24.622	1:42.815	**(3)**	85.20	0.228	12:39:22.584
4 -	32.772	45.494	24.567	1:42.833		85.18	0.246	12:41:05.417
5 -	***32.712***	45.479	24.420	1:42.611	**(2)**	85.36	0.024	12:42:48.028
6 -	32.757	45.498	***24.332***	***1:42.587***	**(1)**	***85.38***		***12:44:30.615***

P14 81 Malvern MAY Suzuki -

IDEAL LAP TIME : 1:42.001 BEST LAP TIME : 1:42.588 DIFFERENCE : 0.587

LAP	SECTOR 1	SECTOR 2	SECTOR 3	LAP TIME		MPH	DIFF	TIME OF DAY
1 -		47.090	***24.329***	1:52.187		78.08	9.599	12:35:54.201
2 -	33.045	46.554	24.461	1:44.060		84.18	1.472	12:37:38.261
3 -	***31.931***	46.140	24.517	***1:42.588***	**(1)**	***85.38***		***12:39:20.849***
4 -	32.446	45.785	24.455	1:42.686	**(2)**	85.30	0.098	12:41:03.535
5 -	33.203	45.838	24.661	1:43.702	**(3)**	84.47	1.114	12:42:47.237
6 -	32.778	***45.741***	25.237	1:43.756		84.42	1.168	12:44:30.993

P15 28 Dominic VEASEY Suzuki - Veasey Racing

IDEAL LAP TIME : 1:43.060 BEST LAP TIME : 1:43.145 DIFFERENCE : 0.085

LAP	SECTOR 1	SECTOR 2	SECTOR 3	LAP TIME		MPH	DIFF	TIME OF DAY
1 -		46.734	24.599	1:51.456		78.59	8.311	12:35:53.470
2 -	33.234	46.060	***24.466***	1:43.760		84.42	0.615	12:37:37.230
3 -	32.716	46.204	24.645	1:43.565	**(2)**	84.58	0.420	12:39:20.795
4 -	32.998	46.215	24.603	1:43.816		84.37	0.671	12:41:04.611
5 -	***32.579***	46.087	24.479	***1:43.145***	**(1)**	***84.92***		***12:42:47.756***
6 -	32.811	***46.015***	24.855	1:43.681	**(3)**	84.48	0.536	12:44:31.437

P16 76 Phillip RODGERS Suzuki - pinbadgelab.co.uk

IDEAL LAP TIME : 1:43.642 BEST LAP TIME : 1:43.822 DIFFERENCE : 0.180

LAP	SECTOR 1	SECTOR 2	SECTOR 3	LAP TIME		MPH	DIFF	TIME OF DAY
1 -		48.100	24.854	1:53.954		76.87	10.132	12:35:55.968
2 -	33.441	46.402	24.796	1:44.639		83.71	0.817	12:37:40.607
3 -	33.032	46.500	24.818	1:44.350	**(2)**	83.94	0.528	12:39:24.957
4 -	32.930	***46.136***	24.756	***1:43.822***	**(1)**	***84.37***		***12:41:08.779***
5 -	***32.874***	46.921	***24.632***	1:44.427	**(3)**	83.88	0.605	12:42:53.206
6 -	32.947	46.808	25.092	1:44.847		83.54	1.025	12:44:38.053

P17 84 Ricardo BRANCO Suzuki - IMP Racing

IDEAL LAP TIME : 1:43.740 BEST LAP TIME : 1:43.740 DIFFERENCE : 0.000

LAP	SECTOR 1	SECTOR 2	SECTOR 3	LAP TIME		MPH	DIFF	TIME OF DAY
1 -		47.449	24.529	1:52.992		77.52	9.252	12:35:55.006
2 -	34.040	46.554	24.561	1:45.155		83.30	1.415	12:37:40.161
3 -	34.144	46.614	24.767	1:45.525		83.01	1.785	12:39:25.686
4 -	33.782	46.282	24.750	1:44.814	**(3)**	83.57	1.074	12:41:10.500
5 -	33.741	46.357	24.517	1:44.615	**(2)**	83.73	0.875	12:42:55.115
6 -	***33.360***	***45.962***	***24.418***	***1:43.740***	**(1)**	***84.44***		***12:44:38.855***

P18 13 Wil GREEN Suzuki - Faith Fueled Racing

IDEAL LAP TIME : 1:44.309 BEST LAP TIME : 1:44.450 DIFFERENCE : 0.141

LAP	SECTOR 1	SECTOR 2	SECTOR 3	LAP TIME		MPH	DIFF	TIME OF DAY
1 -		48.448	25.144	1:53.890		76.91	9.440	12:35:55.904

Weather / Track : Sunny / Dry

Brands Hatch GP
Circuit Length = 2.4332 miles
Start: 12:34 Flag 12:44 End: 12:45

BMCRC - MRO Championships 2018 - Rnd 6 @ Brands Hatch GP

MRO Minitwins

RACE 2 - SECTOR ANALYSIS

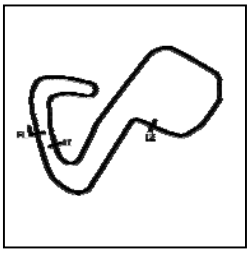

SECTOR 1 = FL to I1, SECTOR 2 = I1 to I2, SECTOR 3 = I2 to FL, DIFF = Difference To Personal Best Lap, P = Crossed Finish Line in Pit Lane, D = Time Disallowed

2 -	33.778	46.487	***24.647***	1:44.912	**(2)**	83.49	0.462	12:37:40.816
3 -	33.675	46.618	25.017	1:45.310		83.18	0.860	12:39:26.126
4 -	33.671	46.552	24.785	1:45.008		83.42	0.558	12:41:11.134
5 -	33.432	***46.366***	24.652	***1:44.450***	**(1)**	***83.86***		***12:42:55.584***
6 -	***33.296***	46.461	25.222	1:44.979	**(3)**	83.44	0.529	12:44:40.563

P19 20 Jose TOUCEDA Suzuki - Cell2

IDEAL LAP TIME : 1:44.661 BEST LAP TIME : 1:44.723 DIFFERENCE : 0.062

LAP	SECTOR 1	SECTOR 2	SECTOR 3	LAP TIME		MPH	DIFF	TIME OF DAY
1 -		47.316	25.100	1:54.606		76.43	9.883	12:35:56.620
2 -	33.398	46.809	***24.647***	1:44.854	**(2)**	83.54	0.131	12:37:41.474
3 -	***33.360***	***46.654***	24.709	***1:44.723***	**(1)**	***83.64***		***12:39:26.197***
4 -	33.926	46.901	24.805	1:45.632		82.92	0.909	12:41:11.829
5 -	33.467	46.803	25.045	1:45.315	**(3)**	83.17	0.592	12:42:57.144
6 -	33.681	48.316	25.757	1:47.754		81.29	3.031	12:44:44.898

P20 178 Steven SHRUBSALL Suzuki - Bexhill Gearboxes

IDEAL LAP TIME : 1:46.190 BEST LAP TIME : 1:46.329 DIFFERENCE : 0.139

LAP	SECTOR 1	SECTOR 2	SECTOR 3	LAP TIME		MPH	DIFF	TIME OF DAY
1 -		48.481	25.283	1:56.551		75.15	10.222	12:35:58.565
2 -	33.948	48.240	25.094	1:47.282		81.65	0.953	12:37:45.847
3 -	34.341	47.793	25.120	1:47.254		81.67	0.925	12:39:33.101
4 -	33.880	48.102	***25.025***	1:47.007	**(3)**	81.86	0.678	12:41:20.108
5 -	***33.683***	48.087	25.161	1:46.931	**(2)**	81.92	0.602	12:43:07.039
6 -	33.720	***47.482***	25.127	***1:46.329***	**(1)**	***82.38***		***12:44:53.368***

P21 56 Ed GRANTHAM Suzuki - eb7 Bright Thinking Property Development

IDEAL LAP TIME : 1:46.631 BEST LAP TIME : 1:46.847 DIFFERENCE : 0.216

LAP	SECTOR 1	SECTOR 2	SECTOR 3	LAP TIME		MPH	DIFF	TIME OF DAY
1 -		47.910	25.414	1:55.781		75.65	8.934	12:35:57.795
2 -	34.095	47.766	25.220	1:47.081	**(2)**	81.80	0.234	12:37:44.876
3 -	33.870	***47.630***	25.347	***1:46.847***	**(1)**	***81.98***		***12:39:31.723***
4 -	34.064	47.717	25.875	1:47.656		81.36	0.809	12:41:19.379
5 -	***33.790***	48.017	25.623	1:47.430	**(3)**	81.54	0.583	12:43:06.809
6 -	34.573	47.842	***25.211***	1:47.626		81.39	0.779	12:44:54.435

P22 221 Simon FINCH Suzuki - BlueCloud Projects Ltd

IDEAL LAP TIME : 1:46.201 BEST LAP TIME : 1:46.863 DIFFERENCE : 0.662

LAP	SECTOR 1	SECTOR 2	SECTOR 3	LAP TIME		MPH	DIFF	TIME OF DAY
1 -		48.063	25.357	1:57.470		74.57	10.607	12:35:59.484
2 -	34.495	47.595	***24.882***	1:46.972	**(3)**	81.88	0.109	12:37:46.456
3 -	34.205	47.710	25.069	1:46.984		81.87	0.121	12:39:33.440
4 -	33.982	47.936	24.945	***1:46.863***	**(1)**	***81.97***		***12:41:20.303***
5 -	34.135	47.652	25.135	1:46.922	**(2)**	81.92	0.059	12:43:07.225
6 -	***33.942***	***47.377***	26.457	1:47.776		81.27	0.913	12:44:55.001

P23 77 Mark HAZELGROVE Suzuki -

IDEAL LAP TIME : 1:45.996 BEST LAP TIME : 1:46.112 DIFFERENCE : 0.116

LAP	SECTOR 1	SECTOR 2	SECTOR 3	LAP TIME		MPH	DIFF	TIME OF DAY
1 -		48.043	25.171	1:55.325		75.95	9.213	12:35:57.339
2 -	***33.767***	***47.060***	25.285	***1:46.112***	**(1)**	***82.55***		***12:37:43.451***
3 -	34.757	47.890	25.383	1:48.030	**(3)**	81.08	1.918	12:39:31.481
4 -	35.281	48.019	25.353	1:48.653		80.62	2.541	12:41:20.134
5 -	34.737	48.132	***25.169***	1:48.038		81.08	1.926	12:43:08.172
6 -	34.897	47.646	25.243	1:47.786	**(2)**	81.27	1.674	12:44:55.958

Weather / Track : Sunny / Dry

Brands Hatch GP
Circuit Length = 2.4332 miles
Start: 12:34 Flag 12:44 End: 12:45

BMCRC - MRO Championships 2018 - Rnd 6 @ Brands Hatch GP

MRO Minitwins

RACE 2 - SECTOR ANALYSIS

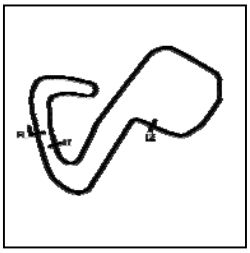

SECTOR 1 = FL to I1, SECTOR 2 = I1 to I2, SECTOR 3 = I2 to FL, DIFF = Difference To Personal Best Lap, P = Crossed Finish Line in Pit Lane, D = Time Disallowed

P24 23 Claire BECKETT Suzuki - Cowpers Oak

IDEAL LAP TIME : 1:47.800 BEST LAP TIME : 1:48.012 DIFFERENCE : 0.212

LAP	SECTOR 1	SECTOR 2	SECTOR 3	LAP TIME	MPH	DIFF	TIME OF DAY
1 -		48.287	***25.424***	1:57.265	74.70	9.253	12:35:59.279
2 -	35.149	48.340	25.519	1:49.008	80.35	0.996	12:37:48.287
3 -	***34.461***	***47.915***	25.636	***1:48.012*** **(1)**	***81.10***		***12:39:36.299***
4 -	34.580	48.330	25.607	1:48.517 **(2)**	80.72	0.505	12:41:24.816
5 -	34.906	48.127	25.912	1:48.945 **(3)**	80.40	0.933	12:43:13.761
6 -	34.982	48.437	25.615	1:49.034	80.34	1.022	12:45:02.795

P25 181 Robert FRANKLIN Suzuki - RCF GARDENS

IDEAL LAP TIME : 1:47.971 BEST LAP TIME : 1:48.229 DIFFERENCE : 0.258

LAP	SECTOR 1	SECTOR 2	SECTOR 3	LAP TIME	MPH	DIFF	TIME OF DAY
1 -		49.458	26.037	1:58.674	73.81	10.445	12:36:00.688
2 -	34.552	48.395	***25.318***	1:48.265 **(2)**	80.91	0.036	12:37:48.953
3 -	***34.430***	48.254	25.545	***1:48.229*** **(1)**	***80.93***		***12:39:37.182***
4 -	34.473	48.533	25.675	1:48.681	80.60	0.452	12:41:25.863
5 -	34.472	***48.223***	25.608	1:48.303 **(3)**	80.88	0.074	12:43:14.166
6 -	34.779	48.665	25.596	1:49.040	80.33	0.811	12:45:03.206

P26 14 Nick KILLWORTH Suzuki -

IDEAL LAP TIME : 1:47.987 BEST LAP TIME : 1:48.056 DIFFERENCE : 0.069

LAP	SECTOR 1	SECTOR 2	SECTOR 3	LAP TIME	MPH	DIFF	TIME OF DAY
1 -		49.966	26.534	2:02.741	71.36	14.685	12:36:04.755
2 -	35.878	49.743	25.772	1:51.393	78.63	3.337	12:37:56.148
3 -	34.858	48.479	26.050	1:49.387	80.08	1.331	12:39:45.535
4 -	34.899	48.527	25.644	1:49.070 **(3)**	80.31	1.014	12:41:34.605
5 -	34.683	***48.157***	***25.216***	***1:48.056*** **(1)**	***81.06***		***12:43:22.661***
6 -	***34.614***	48.352	26.009	1:48.975 **(2)**	80.38	0.919	12:45:11.636

P27 43 Robert DAVIE Suzuki -

IDEAL LAP TIME : 1:50.028 BEST LAP TIME : 1:50.277 DIFFERENCE : 0.249

LAP	SECTOR 1	SECTOR 2	SECTOR 3	LAP TIME	MPH	DIFF	TIME OF DAY
1 -		***49.209***	25.526	1:59.975	73.01	9.698	12:36:01.989
2 -	***35.380***	49.291	25.606	***1:50.277*** **(1)**	***79.43***		***12:37:52.266***
3 -	35.479	49.392	***25.439***	1:50.310 **(2)**	79.41	0.033	12:39:42.576
4 -	36.555	49.407	25.616	1:51.578	78.50	1.301	12:41:34.154
5 -	36.181	49.526	25.790	1:51.497 **(3)**	78.56	1.220	12:43:25.651
6 -	36.071	50.051	25.604	1:51.726	78.40	1.449	12:45:17.377

P28 16 Geoff LANSDELL Suzuki - EPG Domestic

IDEAL LAP TIME : 1:50.251 BEST LAP TIME : 1:50.375 DIFFERENCE : 0.124

LAP	SECTOR 1	SECTOR 2	SECTOR 3	LAP TIME	MPH	DIFF	TIME OF DAY
1 -		***49.239***	25.918	1:59.493	73.30	9.118	12:36:01.507
2 -	35.468	49.358	***25.808***	1:50.634 **(2)**	79.17	0.259	12:37:52.141
3 -	***35.204***	49.340	25.831	***1:50.375*** **(1)**	***79.36***		***12:39:42.516***
4 -	35.716	49.816	26.036	1:51.568	78.51	1.193	12:41:34.084
5 -	36.010	49.432	26.044	1:51.486 **(3)**	78.57	1.111	12:43:25.570
6 -	35.919	50.030	26.010	1:51.959	78.24	1.584	12:45:17.529

P29 59 Benn RIDGWELL Suzuki -

IDEAL LAP TIME : 1:52.914 BEST LAP TIME : 1:54.346 DIFFERENCE : 1.432

LAP	SECTOR 1	SECTOR 2	SECTOR 3	LAP TIME	MPH	DIFF	TIME OF DAY
1 -		***50.086***	***26.261***	2:01.707	71.97	7.361	12:36:03.721
2 -	***36.567***	50.992	26.787	***1:54.346*** **(1)**	***76.60***		***12:37:58.067***
3 -	37.708	52.167	27.474	1:57.349	74.64	3.003	12:39:55.416
4 -	36.973	51.882	27.429	1:56.284	75.33	1.938	12:41:51.700
5 -	37.397	51.755	26.999	1:56.151 **(3)**	75.41	1.805	12:43:47.851

Weather / Track : Sunny / Dry

Brands Hatch GP
Circuit Length = 2.4332 miles
Start: 12:34 Flag 12:44 End: 12:45

BMCRC - MRO Championships 2018 - Rnd 6 @ Brands Hatch GP

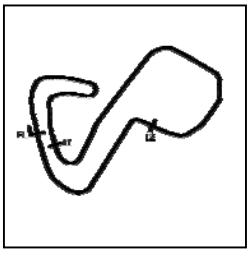

MRO Minitwins

RACE 2 - SECTOR ANALYSIS

SECTOR 1 = FL to I1, SECTOR 2 = I1 to I2, SECTOR 3 = I2 to FL, DIFF = Difference To Personal Best Lap, P = Crossed Finish Line in Pit Lane, D = Time Disallowed

6 -	36.903	51.415	27.356	1:55.674 **(2)**	75.72	1.328	12:45:43.525

Weather / Track : Sunny / Dry

Brands Hatch GP
Circuit Length = 2.4332 miles
Start: 12:34 Flag 12:44 End: 12:45

BMCRC - MRO Championships 2018 - Rnd 6 @ Brands Hatch GP

MRO Minitwins

RACE 2 - BEST SECTORS

	SECTOR 1			SECTOR 2			SECTOR 3			IDEAL / BEST COMPARISON					
POS	NO	NAME	TIME	NO	NAME	TIME	NO	NAME	TIME	POS	NO	NAME	IDEAL	BEST	DIFF
												PERFECT LAP	1:38.556		
1	74	SINGLETON	31.040	26	DAVIES	43.908	74	SINGLETON	23.608	1	74	SINGLETON	1:38.826	1:39.532	0.706
2	26	DAVIES	31.169	78	POVAH	44.120	78	POVAH	23.735	2	26	DAVIES	1:38.845	1:38.845	0.000
3	86	WITHERINGTON	31.339	74	SINGLETON	44.178	26	DAVIES	23.768	3	78	POVAH	1:39.429	1:39.766	0.337
4	777	WILLIAMS	31.412	777	WILLIAMS	44.251	777	WILLIAMS	23.794	4	777	WILLIAMS	1:39.457	1:39.529	0.072
5	184	TWYFORD	31.467	86	WITHERINGTON	44.296	184	TWYFORD	23.860	5	86	WITHERINGTON	1:39.524	1:39.628	0.104
6	78	POVAH	31.574	184	TWYFORD	44.500	86	WITHERINGTON	23.889	6	184	TWYFORD	1:39.827	1:40.311	0.484
7	97	PACKHAM	31.889	97	PACKHAM	44.879	19	LILLEY	23.944	7	97	PACKHAM	1:40.897	1:40.954	0.057
8	81	MAY	31.931	54	JAMISON	44.911	97	PACKHAM	24.129	8	19	LILLEY	1:41.189	1:41.625	0.436
9	54	JAMISON	32.223	19	LILLEY	44.970	54	JAMISON	24.167	9	54	JAMISON	1:41.301	1:41.489	0.188
10	19	LILLEY	32.275	96	HARRIS	45.243	81	MAY	24.329	10	81	MAY	1:42.001	1:42.588	0.587
11	28	VEASEY	32.579	113	ELKINS	45.392	113	ELKINS	24.332	11	113	ELKINS	1:42.436	1:42.587	0.151
12	113	ELKINS	32.712	21	MITCHELL	45.482	153	STANFORD	24.352	12	96	HARRIS	1:42.486	1:43.073	0.587
13	21	MITCHELL	32.817	153	STANFORD	45.638	21	MITCHELL	24.382	13	21	MITCHELL	1:42.681	1:42.935	0.254
14	96	HARRIS	32.818	81	MAY	45.741	84	BRANCO	24.418	14	153	STANFORD	1:43.048	1:43.433	0.385
15	76	RODGERS	32.874	84	BRANCO	45.962	96	HARRIS	24.425	15	28	VEASEY	1:43.060	1:43.145	0.085
16	153	STANFORD	33.058	28	VEASEY	46.015	28	VEASEY	24.466	16	76	RODGERS	1:43.642	1:43.822	0.180
17	13	GREEN	33.296	76	RODGERS	46.136	76	RODGERS	24.632	17	84	BRANCO	1:43.740	1:43.740	0.000
18	84	BRANCO	33.360	13	GREEN	46.366	13	GREEN	24.647	18	13	GREEN	1:44.309	1:44.450	0.141
19	20	TOUCEDA	33.360	20	TOUCEDA	46.654	20	TOUCEDA	24.647	19	20	TOUCEDA	1:44.661	1:44.723	0.062
20	178	SHRUBSALL	33.683	77	HAZELGROVE	47.060	221	FINCH	24.882	20	77	HAZELGROVE	1:45.996	1:46.112	0.116
21	77	HAZELGROVE	33.767	221	FINCH	47.377	178	SHRUBSALL	25.025	21	178	SHRUBSALL	1:46.190	1:46.329	0.139
22	56	GRANTHAM	33.790	178	SHRUBSALL	47.482	77	HAZELGROVE	25.169	22	221	FINCH	1:46.201	1:46.863	0.662
23	221	FINCH	33.942	56	GRANTHAM	47.630	56	GRANTHAM	25.211	23	56	GRANTHAM	1:46.631	1:46.847	0.216
24	181	FRANKLIN	34.430	23	BECKETT	47.915	14	KILLWORTH	25.216	24	23	BECKETT	1:47.800	1:48.012	0.212
25	23	BECKETT	34.461	14	KILLWORTH	48.157	181	FRANKLIN	25.318	25	181	FRANKLIN	1:47.971	1:48.229	0.258
26	14	KILLWORTH	34.614	181	FRANKLIN	48.223	23	BECKETT	25.424	26	14	KILLWORTH	1:47.987	1:48.056	0.069
27	16	LANSDELL	35.204	43	DAVIE	49.209	43	DAVIE	25.439	27	43	DAVIE	1:50.028	1:50.277	0.249
28	43	DAVIE	35.380	16	LANSDELL	49.239	16	LANSDELL	25.808	28	16	LANSDELL	1:50.251	1:50.375	0.124
29	59	RIDGWELL	36.567	59	RIDGWELL	50.086	59	RIDGWELL	26.261	29	59	RIDGWELL	1:52.914	1:54.346	1.432

Weather / Track : Sunny / Dry

Brands Hatch GP
Circuit Length = 2.4332 miles
Start: 12:34 Flag 12:44 End: 12:45

Results can be found at www.tsl-timing.com

Printed - 12:46 Saturday, 07 July 2018

BMCRC - MRO Championships 2018 - Rnd 6 @ Brands Hatch GP

MRO Minitwins

RACE 12 - GRID (6 Laps)

ROW 11	33	32 **2** Andrew GILL	31 **131** Christopher EVANS
ROW 10	30 **137** Charlie CRAWT	29 **59** Benn RIDGWELL 1:54.346	28 **16** Geoff LANSDELL 1:50.375
ROW 9	27 **43** Robert DAVIE 1:50.277	26 **181** Robert FRANKLIN 1:48.229	25 **14** Nick KILLWORTH 1:48.056
ROW 8	24 **23** Claire BECKETT 1:48.012	23 **221** Simon FINCH 1:46.863	22 **56** Ed GRANTHAM 1:46.847
ROW 7	21 **178** Steven SHRUBSALL 1:46.329	20 **77** Mark HAZELGROVE 1:46.112	19 **20** Jose TOUCEDA 1:44.723
ROW 6	18 **13** Wil GREEN 1:44.450	17 **76** Phillip RODGERS 1:43.822	16 **84** Ricardo BRANCO 1:43.740
ROW 5	15 **153** Tommy STANFORD 1:43.433	14 **28** Dominic VEASEY 1:43.145	13 **96** Dan HARRIS 1:43.073
ROW 4	12 **21** Carl MITCHELL 1:42.935	11 **81** Malvern MAY 1:42.588	10 **113** Sam ELKINS 1:42.587
ROW 3	9 **19** Kevin LILLEY 1:41.625	8 **54** Adam JAMISON 1:41.489	7 **97** Jake PACKHAM 1:40.954
ROW 2	6 **184** David TWYFORD 1:40.311	5 **78** Keith POVAH 1:39.766	4 **86** Paul WITHERINGTON 1:39.628
ROW 1	3 **74** Daniel SINGLETON 1:39.532	2 **777** Mason WILLIAMS 1:39.529	1 **26** Glynn DAVIES 1:38.845

Pole

Brands Hatch GP
Circuit Length = 2.4332 miles

These results are provisional until the conclusion of any judicial and technical matters.

Clerk Of Course :		Timekeeper :

Results can be found at www.tsl-timing.com

Printed - 12:48 Saturday, 07 July 2018

BMCRC - MRO Championships 2018 - Rnd 6 @ Brands Hatch GP

MRO Minitwins

RACE 12 - CLASSIFICATION

POS	NO	NAME	ENTRY	LAPS	TIME	GAP	DIFF	MPH	BEST	ON
1	74	**Daniel SINGLETON**	Suzuki - me	**6**	10:00.994			87.45	**1:38.789**	6
2	777	**Mason WILLIAMS**	Suzuki - MoreMoto	**6**	10:01.395	**0.401**	0.401	87.39	**1:38.804**	6
3	26	**Glynn DAVIES**	Suzuki -	**6**	10:01.411	**0.417**	0.016	87.39	**1:39.162**	5
4	78	**Keith POVAH**	Suzuki - 78Plate.com ScreenPrinting/SubvertBoards	**6**	10:01.899	**0.905**	0.488	87.32	**1:38.885**	6
5	86	**Paul WITHERINGTON**	Suzuki - P&R plumbing	**6**	10:03.314	**2.320**	1.415	87.11	**1:39.218**	5
6	97	**Jake PACKHAM**	Suzuki - Gasoline alley	**6**	10:06.654	**5.660**	3.340	86.63	**1:39.222**	6
7	184	**David TWYFORD**	Suzuki -	**6**	10:10.445	**9.451**	3.791	86.09	**1:39.369**	4
8	113	**Sam ELKINS**	Suzuki - Me Old Man	**6**	10:16.427	**15.433**	5.982	85.26	**1:41.384**	5
9	19	**Kevin LILLEY**	Suzuki - Vanson Leathers	**6**	10:16.732	**15.738**	0.305	85.22	**1:40.908**	2
10	54	**Adam JAMISON**	Suzuki - AJ Racing	**6**	10:17.704	**16.710**	0.972	85.08	**1:41.485**	5
11	153	**Tommy STANFORD**	Suzuki - Team Ginge Racing	**6**	10:25.235	**24.241**	7.531	84.06	**1:41.737**	6
12	96	**Dan HARRIS**	Suzuki - HP Racing	**6**	10:27.102	**26.108**	1.867	83.81	**1:42.978**	6
13	21	**Carl MITCHELL**	Suzuki - Beaute Agri AJL Garden Services	**6**	10:28.599	**27.605**	1.497	83.61	**1:42.847**	6
14	84	**Ricardo BRANCO**	Suzuki - IMP Racing	**6**	10:29.054	**28.060**	0.455	83.55	**1:43.381**	6
15	81	**Malvern MAY**	Suzuki -	**6**	10:29.608	**28.614**	0.554	83.47	**1:43.513**	6
16	28	**Dominic VEASEY**	Suzuki - Veasey Racing	**6**	10:29.669	**28.675**	0.061	83.47	**1:43.009**	6
17	76	**Phillip RODGERS**	Suzuki - pinbadgelab.co.uk	**6**	10:33.245	**32.251**	3.576	82.99	**1:43.585**	2
18	13	**Wil GREEN**	Suzuki - Faith Fueled Racing	**6**	10:40.463	**39.469**	7.218	82.06	**1:45.306**	4
19	178	**Steven SHRUBSALL**	Suzuki - Bexhill Gearboxes	**6**	10:43.728	**42.734**	3.265	81.64	**1:45.601**	3
20	56	**Ed GRANTHAM**	Suzuki - eb7 Bright Thinking Property Development	**6**	10:52.303	**51.309**	8.575	80.57	**1:46.518**	6
21	221	**Simon FINCH**	Suzuki - BlueCloud Projects Ltd	**6**	10:52.736	**51.742**	0.433	80.52	**1:46.366**	3
22	77	**Mark HAZELGROVE**	Suzuki -	**6**	10:59.827	**58.833**	7.091	79.65	**1:47.329**	6
23	131	**Christopher EVANS**	Suzuki - C.E PILATES / ANDESIGN	**6**	11:00.008	**59.014**	0.181	79.63	**1:46.975**	6
24	181	**Robert FRANKLIN**	Suzuki - RCF GARDENS	**6**	11:00.509	**59.515**	0.501	79.57	**1:46.991**	6
25	23	**Claire BECKETT**	Suzuki - Cowpers Oak	**6**	11:04.403	**1:03.409**	3.894	79.10	**1:48.509**	6
26	14	**Nick KILLWORTH**	Suzuki -	**6**	11:05.661	**1:04.667**	1.258	78.95	**1:48.500**	6
27	43	**Robert DAVIE**	Suzuki -	**6**	11:08.431	**1:07.437**	2.770	78.63	**1:48.875**	6
28	16	**Geoff LANSDELL**	Suzuki - EPG Domestic	**6**	11:27.885	**1:26.891**	19.454	76.40	**1:52.147**	2

FASTEST LAP

74	**Daniel SINGLETON**	Suzuki - me	**6**	1:38.789	88.67 mph	142.70 kph

92.5% of Race Speed = 80.89 mph

Brands Hatch GP
Circuit Length = 2.4332 miles
Start: 15:55 Flag 16:05 End: 16:06

Weather / Track : Sunny / Dry
These results are provisional until the conclusion of any judicial and technical matters.

Clerk Of Course :		Timekeeper :

Results can be found at www.tsl-timing.com

Printed - 16:06 Saturday, 07 July 2018

BMCRC - MRO Championships 2018 - Rnd 6 @ Brands Hatch GP

MRO Minitwins

RACE 12 - LAP CHART

LAP 1	@ 15:56:46.454	
NO	BEHIND	LAP TIME
26		1:44.089
777	0.295	1:44.384
74	0.352	1:44.441
78	0.714	1:44.803
86	1.550	1:45.639
184	2.647	1:46.736
97	2.710	1:46.799
54	3.097	1:47.186
113	3.442	1:47.531
19	4.451	1:48.540
84	4.809	1:48.898
81	5.407	1:49.496
153	5.678	1:49.767
96	5.957	1:50.046
76	6.525	1:50.614
21	6.709	1:50.798
28	7.806	1:51.895
13	8.264	1:52.353
178	8.683	1:52.772
221	10.272	1:54.361
23	11.853	1:55.942
56	12.040	1:56.129
14	12.473	1:56.562
77	12.790	1:56.879
181	13.430	1:57.519
131	13.734	1:57.823
43	15.573	1:59.662
16	16.250	2:00.339

LAP 2	@ 15:58:26.032	
NO	BEHIND	LAP TIME
74		1:39.226
26	0.048	1:39.626
777	0.087	1:39.370
78	0.695	1:39.559
86	1.445	1:39.473
184	3.565	1:40.496
97	3.754	1:40.622
54	5.088	1:41.569
113	5.608	1:41.744
19	5.781	1:40.908
84	9.329	1:44.098
153	9.608	1:43.508
96	10.167	1:43.788
81	10.468	1:44.639
76	10.532	1:43.585
21	10.567	1:43.436
28	11.356	1:43.128
13	14.441	1:45.755
178	15.002	1:45.897
221	17.701	1:47.007
56	21.332	1:48.870
23	22.182	1:49.907
14	22.700	1:49.805
77	22.721	1:49.509
181	22.800	1:48.948
131	23.151	1:48.995
43	26.005	1:50.010
16	28.819	1:52.147

LAP 3	@ 16:00:05.912	
NO	BEHIND	LAP TIME
74		1:39.880
26	0.062	1:39.894
777	0.328	1:40.121
78	0.472	1:39.657
86	0.960	1:39.395
184	4.101	1:40.416
97	4.191	1:40.317
54	7.731	1:42.523
113	7.784	1:42.056
19	7.877	1:41.976
84	14.140	1:44.691
96	14.225	1:43.938
153	14.368	1:44.640
21	14.571	1:43.884
81	14.776	1:44.188
28	14.988	1:43.512
76	15.123	1:44.471
13	20.283	1:45.722
178	20.723	1:45.601
221	24.187	1:46.366
56	28.309	1:46.857
77	32.161	1:49.320
23	32.319	1:50.017
181	32.335	1:49.415
131	32.979	1:49.708
14	33.904	1:51.084
43	36.474	1:50.349
16	42.433	1:53.494

LAP 4	@ 16:01:45.323	
NO	BEHIND	LAP TIME
74		1:39.411
26	0.083	1:39.432
777	0.391	1:39.474
78	0.808	1:39.747
86	1.374	1:39.825
184	4.059	1:39.369
97	4.238	1:39.458
113	10.295	1:41.922
19	10.456	1:41.990
54	10.837	1:42.517
96	17.915	1:43.101
84	18.442	1:43.713
153	18.514	1:43.557
21	18.808	1:43.648
81	19.184	1:43.819
28	19.852	1:44.275
76	20.644	1:44.932
13	26.178	1:45.306
178	27.289	1:45.977
221	33.459	1:48.683
56	35.915	1:47.017
77	40.470	1:47.720
181	40.676	1:47.752
131	41.998	1:48.430
23	43.528	1:50.620
14	43.884	1:49.391
43	47.431	1:50.368
16	56.883	1:53.861

LAP 5	@ 16:03:24.568	
NO	BEHIND	LAP TIME
26		1:39.162
74	0.002	1:39.247
777	0.388	1:39.242
78	0.811	1:39.248
86	1.347	1:39.218
97	5.229	1:40.236
184	5.607	1:40.793
113	12.434	1:41.384
19	12.720	1:41.509
54	13.077	1:41.485
153	21.295	1:42.026
96	21.921	1:43.251
84	23.470	1:44.273
21	23.549	1:43.986
81	23.892	1:43.953
28	24.457	1:43.850
76	25.146	1:43.747
13	32.335	1:45.402
178	34.260	1:46.216
221	42.845	1:48.631
56	43.582	1:46.912
77	50.295	1:49.070
131	50.830	1:48.077
181	51.315	1:49.884
23	53.691	1:49.408
14	54.958	1:50.319
43	57.353	1:49.167
16	1:11.448	1:53.810

LAP 6	@ 16:05:03.359	
NO	BEHIND	LAP TIME
74		1:38.789
777	0.401	1:38.804
26	0.417	1:39.208
78	0.905	1:38.885
86	2.320	1:39.764
97	5.660	1:39.222
184	9.451	1:42.635
113	15.433	1:41.790
19	15.738	1:41.809
54	16.710	1:42.424
153	24.241	1:41.737
96	26.108	1:42.978
21	27.605	1:42.847
84	28.060	1:43.381
81	28.614	1:43.513
28	28.675	1:43.009
76	32.251	1:45.896
13	39.469	1:45.925
178	42.734	1:47.265
56	51.309	1:46.518
221	51.742	1:47.688
77	58.833	1:47.329
131	59.014	1:46.975
181	59.515	1:46.991
23	1:03.409	1:48.509
14	1:04.667	1:48.500
43	1:07.437	1:48.875
16	1:26.891	1:54.234

Weather / Track : Sunny / Dry

Brands Hatch GP
Circuit Length = 2.4332 miles
Start: 15:55 Flag 16:05 End: 16:06

Results can be found at www.tsl-timing.com

Printed - 16:07 Saturday, 07 July 2018

BMCRC - MRO Championships 2018 - Rnd 6 @ Brands Hatch GP

MRO Minitwins

RACE 12 - SECTOR ANALYSIS

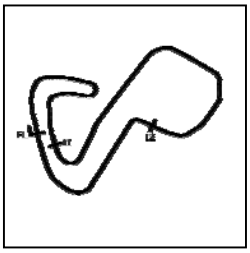

SECTOR 1 = FL to I1, SECTOR 2 = I1 to I2, SECTOR 3 = I2 to FL, DIFF = Difference To Personal Best Lap, P = Crossed Finish Line in Pit Lane, D = Time Disallowed

P1 74 Daniel SINGLETON Suzuki - me

IDEAL LAP TIME : 1:38.789 BEST LAP TIME : 1:38.789 DIFFERENCE : 0.000

LAP	SECTOR 1	SECTOR 2	SECTOR 3	LAP TIME	MPH	DIFF	TIME OF DAY
1 -		44.380	23.778	1:44.441	83.87	5.652	15:56:46.806
2 -	31.213	44.341	23.672	1:39.226 **(2)**	88.28	0.437	15:58:26.032
3 -	31.161	44.677	24.042	1:39.880	87.70	1.091	16:00:05.912
4 -	31.153	44.459	23.799	1:39.411	88.11	0.622	16:01:45.323
5 -	31.094	44.594	23.559	1:39.247 **(3)**	88.26	0.458	16:03:24.570
6 -	***30.936***	***44.318***	***23.535***	***1:38.789*** **(1)**	***88.67***		***16:05:03.359***

P2 777 Mason WILLIAMS Suzuki - MoreMoto

IDEAL LAP TIME : 1:38.804 BEST LAP TIME : 1:38.804 DIFFERENCE : 0.000

LAP	SECTOR 1	SECTOR 2	SECTOR 3	LAP TIME	MPH	DIFF	TIME OF DAY
1 -		44.153	24.053	1:44.384	83.91	5.580	15:56:46.749
2 -	31.178	44.224	23.968	1:39.370 **(3)**	88.15	0.566	15:58:26.119
3 -	31.454	44.463	24.204	1:40.121	87.49	1.317	16:00:06.240
4 -	31.272	44.274	23.928	1:39.474	88.06	0.670	16:01:45.714
5 -	31.119	44.330	23.793	1:39.242 **(2)**	88.26	0.438	16:03:24.956
6 -	***31.089***	***44.019***	***23.696***	***1:38.804*** **(1)**	***88.65***		***16:05:03.760***

P3 26 Glynn DAVIES Suzuki -

IDEAL LAP TIME : 1:38.863 BEST LAP TIME : 1:39.162 DIFFERENCE : 0.299

LAP	SECTOR 1	SECTOR 2	SECTOR 3	LAP TIME	MPH	DIFF	TIME OF DAY
1 -		44.529	23.951	1:44.089	84.15	4.927	15:56:46.454
2 -	31.045	44.483	24.098	1:39.626	87.92	0.464	15:58:26.080
3 -	31.556	44.574	***23.764***	1:39.894	87.69	0.732	16:00:05.974
4 -	31.074	44.451	23.907	1:39.432 **(3)**	88.09	0.270	16:01:45.406
5 -	31.038	***44.334***	23.790	***1:39.162*** **(1)**	***88.33***		***16:03:24.568***
6 -	***30.765***	44.591	23.852	1:39.208 **(2)**	88.29	0.046	16:05:03.776

P4 78 Keith POVAH Suzuki - 78Plate.com ScreenPrinting/SubvertBoardstore.com

IDEAL LAP TIME : 1:38.724 BEST LAP TIME : 1:38.885 DIFFERENCE : 0.161

LAP	SECTOR 1	SECTOR 2	SECTOR 3	LAP TIME	MPH	DIFF	TIME OF DAY
1 -		44.425	23.737	1:44.803	83.58	5.918	15:56:47.168
2 -	31.549	44.241	23.769	1:39.559 **(3)**	87.98	0.674	15:58:26.727
3 -	31.398	44.448	23.811	1:39.657	87.89	0.772	16:00:06.384
4 -	31.434	44.396	23.917	1:39.747	87.82	0.862	16:01:46.131
5 -	***31.163***	44.232	23.853	1:39.248 **(2)**	88.26	0.363	16:03:25.379
6 -	31.324	***43.989***	***23.572***	***1:38.885*** **(1)**	***88.58***		***16:05:04.264***

P5 86 Paul WITHERINGTON Suzuki - P&R plumbing

IDEAL LAP TIME : 1:39.146 BEST LAP TIME : 1:39.218 DIFFERENCE : 0.072

LAP	SECTOR 1	SECTOR 2	SECTOR 3	LAP TIME	MPH	DIFF	TIME OF DAY
1 -		44.498	23.875	1:45.639	82.92	6.421	15:56:48.004
2 -	31.305	44.464	23.704	1:39.473 **(3)**	88.06	0.255	15:58:27.477
3 -	31.285	44.371	23.739	1:39.395 **(2)**	88.13	0.177	16:00:06.872
4 -	31.318	44.602	23.905	1:39.825	87.75	0.607	16:01:46.697
5 -	31.301	***44.215***	***23.702***	***1:39.218*** **(1)**	***88.28***		***16:03:25.915***
6 -	***31.229***	44.358	24.177	1:39.764	87.80	0.546	16:05:05.679

P6 97 Jake PACKHAM Suzuki - Gasoline alley

IDEAL LAP TIME : 1:38.903 BEST LAP TIME : 1:39.222 DIFFERENCE : 0.319

LAP	SECTOR 1	SECTOR 2	SECTOR 3	LAP TIME	MPH	DIFF	TIME OF DAY
1 -		45.282	24.047	1:46.799	82.02	7.577	15:56:49.164
2 -	32.052	44.744	23.826	1:40.622	87.05	1.400	15:58:29.786
3 -	31.719	44.799	23.799	1:40.317	87.32	1.095	16:00:10.103
4 -	31.370	44.476	***23.612***	1:39.458 **(2)**	88.07	0.236	16:01:49.561
5 -	31.330	44.773	24.133	1:40.236 **(3)**	87.39	1.014	16:03:29.797

Weather / Track : Sunny / Dry

Brands Hatch GP
Circuit Length = 2.4332 miles
Start: 15:55 Flag 16:05 End: 16:06

BMCRC - MRO Championships 2018 - Rnd 6 @ Brands Hatch GP

MRO Minitwins

RACE 12 - SECTOR ANALYSIS

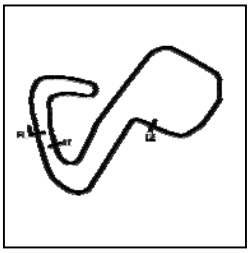

SECTOR 1 = FL to I1, SECTOR 2 = I1 to I2, SECTOR 3 = I2 to FL, DIFF = Difference To Personal Best Lap, P = Crossed Finish Line in Pit Lane, D = Time Disallowed

6 -	***30.978***	***44.313***	23.931	***1:39.222*** **(1)**	***88.28***	***16:05:09.019***

P7 184 David TWYFORD Suzuki -

IDEAL LAP TIME : 1:39.343 BEST LAP TIME : 1:39.369 DIFFERENCE : 0.026

LAP	SECTOR 1	SECTOR 2	SECTOR 3	LAP TIME	MPH	DIFF	TIME OF DAY
1 -		45.043	24.205	1:46.736	82.06	7.367	15:56:49.101
2 -	31.960	44.538	23.998	1:40.496 **(3)**	87.16	1.127	15:58:29.597
3 -	31.679	44.848	23.889	1:40.416 **(2)**	87.23	1.047	16:00:10.013
4 -	31.290	***44.359***	***23.720***	***1:39.369*** **(1)**	***88.15***		***16:01:49.382***
5 -	***31.264***	44.807	24.722	1:40.793	86.90	1.424	16:03:30.175
6 -	31.662	45.889	25.084	1:42.635	85.34	3.266	16:05:12.810

P8 113 Sam ELKINS Suzuki - Me Old Man

IDEAL LAP TIME : 1:41.215 BEST LAP TIME : 1:41.384 DIFFERENCE : 0.169

LAP	SECTOR 1	SECTOR 2	SECTOR 3	LAP TIME	MPH	DIFF	TIME OF DAY
1 -		45.356	24.225	1:47.531	81.46	6.147	15:56:49.896
2 -	32.354	***45.081***	24.309	1:41.744 **(2)**	86.09	0.360	15:58:31.640
3 -	32.401	45.423	24.232	1:42.056	85.83	0.672	16:00:13.696
4 -	32.344	45.218	24.360	1:41.922	85.94	0.538	16:01:55.618
5 -	31.961	45.162	24.261	***1:41.384*** **(1)**	***86.40***		***16:03:37.002***
6 -	***31.950***	45.656	***24.184***	1:41.790 **(3)**	86.05	0.406	16:05:18.792

P9 19 Kevin LILLEY Suzuki - Vanson Leathers

IDEAL LAP TIME : 1:40.655 BEST LAP TIME : 1:40.908 DIFFERENCE : 0.253

LAP	SECTOR 1	SECTOR 2	SECTOR 3	LAP TIME	MPH	DIFF	TIME OF DAY
1 -		45.592	24.316	1:48.540	80.70	7.632	15:56:50.905
2 -	***31.953***	***44.636***	24.319	***1:40.908*** **(1)**	***86.81***		***15:58:31.813***
3 -	32.723	45.101	24.152	1:41.976	85.90	1.068	16:00:13.789
4 -	32.090	45.632	24.268	1:41.990	85.88	1.082	16:01:55.779
5 -	32.223	45.220	***24.066***	1:41.509 **(2)**	86.29	0.601	16:03:37.288
6 -	32.250	45.192	24.367	1:41.809 **(3)**	86.04	0.901	16:05:19.097

P10 54 Adam JAMISON Suzuki - AJ Racing

IDEAL LAP TIME : 1:41.405 BEST LAP TIME : 1:41.485 DIFFERENCE : 0.080

LAP	SECTOR 1	SECTOR 2	SECTOR 3	LAP TIME	MPH	DIFF	TIME OF DAY
1 -		45.294	***24.166***	1:47.186	81.72	5.701	15:56:49.551
2 -	32.212	***45.058***	24.299	1:41.569 **(2)**	86.24	0.084	15:58:31.120
3 -	32.485	45.595	24.443	1:42.523	85.44	1.038	16:00:13.643
4 -	32.661	45.523	24.333	1:42.517	85.44	1.032	16:01:56.160
5 -	***32.181***	45.133	24.171	***1:41.485*** **(1)**	***86.31***		***16:03:37.645***
6 -	32.361	45.572	24.491	1:42.424 **(3)**	85.52	0.939	16:05:20.069

P11 153 Tommy STANFORD Suzuki - Team Ginge Racing

IDEAL LAP TIME : 1:41.612 BEST LAP TIME : 1:41.737 DIFFERENCE : 0.125

LAP	SECTOR 1	SECTOR 2	SECTOR 3	LAP TIME	MPH	DIFF	TIME OF DAY
1 -		45.931	24.670	1:49.767	79.80	8.030	15:56:52.132
2 -	32.798	46.213	24.497	1:43.508 **(3)**	84.62	1.771	15:58:35.640
3 -	33.387	46.589	24.664	1:44.640	83.71	2.903	16:00:20.280
4 -	32.932	46.200	24.425	1:43.557	84.58	1.820	16:02:03.837
5 -	32.369	***45.352***	24.305	1:42.026 **(2)**	85.85	0.289	16:03:45.863
6 -	***32.062***	45.477	***24.198***	***1:41.737*** **(1)**	***86.10***		***16:05:27.600***

P12 96 Dan HARRIS Suzuki - HP Racing

IDEAL LAP TIME : 1:42.488 BEST LAP TIME : 1:42.978 DIFFERENCE : 0.490

LAP	SECTOR 1	SECTOR 2	SECTOR 3	LAP TIME	MPH	DIFF	TIME OF DAY
1 -		46.132	24.913	1:50.046	79.60	7.068	15:56:52.411
2 -	32.566	46.320	24.902	1:43.788	84.40	0.810	15:58:36.199
3 -	32.784	46.173	24.981	1:43.938	84.27	0.960	16:00:20.137

Weather / Track : Sunny / Dry

Brands Hatch GP
Circuit Length = 2.4332 miles
Start: 15:55 Flag 16:05 End: 16:06

BMCRC - MRO Championships 2018 - Rnd 6 @ Brands Hatch GP

MRO Minitwins

RACE 12 - SECTOR ANALYSIS

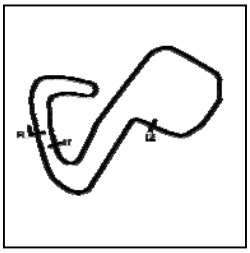

SECTOR 1 = FL to I1, SECTOR 2 = I1 to I2, SECTOR 3 = I2 to FL, DIFF = Difference To Personal Best Lap, P = Crossed Finish Line in Pit Lane, D = Time Disallowed

4 -	32.430	45.956	24.715	1:43.101 (2)	84.96	0.123	16:02:03.238
5 -	32.989	***45.669***	***24.593***	1:43.251 (3)	84.84	0.273	16:03:46.489
6 -	***32.226***	45.899	24.853	***1:42.978 (1)***	***85.06***		***16:05:29.467***

P13 21 Carl MITCHELL Suzuki - Beaute Agri AJL Garden Services

IDEAL LAP TIME : 1:42.420 BEST LAP TIME : 1:42.847 DIFFERENCE : 0.427

LAP	SECTOR 1	SECTOR 2	SECTOR 3	LAP TIME	MPH	DIFF	TIME OF DAY
1 -		46.271	***24.248***	1:50.798	79.06	7.951	15:56:53.163
2 -	32.912	45.827	24.697	1:43.436 (2)	84.68	0.589	15:58:36.599
3 -	32.921	46.268	24.695	1:43.884	84.32	1.037	16:00:20.483
4 -	33.083	46.013	24.552	1:43.648 (3)	84.51	0.801	16:02:04.131
5 -	33.399	45.756	24.831	1:43.986	84.24	1.139	16:03:48.117
6 -	***32.699***	***45.473***	24.675	***1:42.847 (1)***	***85.17***		***16:05:30.964***

P14 84 Ricardo BRANCO Suzuki - IMP Racing

IDEAL LAP TIME : 1:42.940 BEST LAP TIME : 1:43.381 DIFFERENCE : 0.441

LAP	SECTOR 1	SECTOR 2	SECTOR 3	LAP TIME	MPH	DIFF	TIME OF DAY
1 -		45.726	***24.285***	1:48.898	80.44	5.517	15:56:51.263
2 -	33.154	46.446	24.498	1:44.098 (3)	84.14	0.717	15:58:35.361
3 -	33.389	46.430	24.872	1:44.691	83.67	1.310	16:00:20.052
4 -	***32.935***	46.266	24.512	1:43.713 (2)	84.46	0.332	16:02:03.765
5 -	33.360	46.161	24.752	1:44.273	84.00	0.892	16:03:48.038
6 -	33.214	***45.720***	24.447	***1:43.381 (1)***	***84.73***		***16:05:31.419***

P15 81 Malvern MAY Suzuki -

IDEAL LAP TIME : 1:43.209 BEST LAP TIME : 1:43.513 DIFFERENCE : 0.304

LAP	SECTOR 1	SECTOR 2	SECTOR 3	LAP TIME	MPH	DIFF	TIME OF DAY
1 -		46.246	24.713	1:49.496	80.00	5.983	15:56:51.861
2 -	32.876	46.726	25.037	1:44.639	83.71	1.126	15:58:36.500
3 -	***32.855***	46.639	***24.694***	1:44.188	84.07	0.675	16:00:20.688
4 -	33.095	45.974	24.750	1:43.819 (2)	84.37	0.306	16:02:04.507
5 -	32.870	46.276	24.807	1:43.953 (3)	84.26	0.440	16:03:48.460
6 -	32.916	***45.660***	24.937	***1:43.513 (1)***	***84.62***		***16:05:31.973***

P16 28 Dominic VEASEY Suzuki - Veasey Racing

IDEAL LAP TIME : 1:42.773 BEST LAP TIME : 1:43.009 DIFFERENCE : 0.236

LAP	SECTOR 1	SECTOR 2	SECTOR 3	LAP TIME	MPH	DIFF	TIME OF DAY
1 -		47.193	24.691	1:51.895	78.28	8.886	15:56:54.260
2 -	32.508	46.077	***24.543***	1:43.128 (2)	84.94	0.119	15:58:37.388
3 -	***32.436***	46.398	24.678	1:43.512 (3)	84.62	0.503	16:00:20.900
4 -	32.939	46.774	24.562	1:44.275	84.00	1.266	16:02:05.175
5 -	32.585	46.683	24.582	1:43.850	84.35	0.841	16:03:49.025
6 -	32.661	***45.794***	24.554	***1:43.009 (1)***	***85.03***		***16:05:32.034***

P17 76 Phillip RODGERS Suzuki - pinbadgelab.co.uk

IDEAL LAP TIME : 1:42.989 BEST LAP TIME : 1:43.585 DIFFERENCE : 0.596

LAP	SECTOR 1	SECTOR 2	SECTOR 3	LAP TIME	MPH	DIFF	TIME OF DAY
1 -		***46.169***	24.587	1:50.614	79.19	7.029	15:56:52.979
2 -	***32.272***	46.409	24.904	***1:43.585 (1)***	***84.56***		***15:58:36.564***
3 -	33.137	46.657	24.677	1:44.471 (3)	83.84	0.886	16:00:21.035
4 -	33.068	47.316	***24.548***	1:44.932	83.48	1.347	16:02:05.967
5 -	32.421	46.445	24.881	1:43.747 (2)	84.43	0.162	16:03:49.714
6 -	32.955	47.147	25.794	1:45.896	82.72	2.311	16:05:35.610

P18 13 Wil GREEN Suzuki - Faith Fueled Racing

IDEAL LAP TIME : 1:44.960 BEST LAP TIME : 1:45.306 DIFFERENCE : 0.346

LAP	SECTOR 1	SECTOR 2	SECTOR 3	LAP TIME	MPH	DIFF	TIME OF DAY
1 -		***46.993***	***24.917***	1:52.353	77.96	7.047	15:56:54.718

Weather / Track : Sunny / Dry

Brands Hatch GP
Circuit Length = 2.4332 miles
Start: 15:55 Flag 16:05 End: 16:06

BMCRC - MRO Championships 2018 - Rnd 6 @ Brands Hatch GP

MRO Minitwins

RACE 12 - SECTOR ANALYSIS

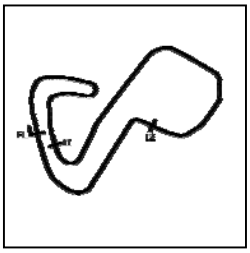

SECTOR 1 = FL to I1, SECTOR 2 = I1 to I2, SECTOR 3 = I2 to FL, DIFF = Difference To Personal Best Lap, P = Crossed Finish Line in Pit Lane, D = Time Disallowed

2 -	33.299	47.276	25.180	1:45.755	82.83	0.449	15:58:40.473
3 -	33.320	47.155	25.247	1:45.722 (3)	82.85	0.416	16:00:26.195
4 -	***33.050***	47.017	25.239	***1:45.306 (1)***	***83.18***		***16:02:11.501***
5 -	33.100	47.097	25.205	1:45.402 (2)	83.10	0.096	16:03:56.903
6 -	33.344	47.214	25.367	1:45.925	82.69	0.619	16:05:42.828

P19 178 Steven SHRUBSALL Suzuki - Bexhill Gearboxes

IDEAL LAP TIME : 1:44.936 BEST LAP TIME : 1:45.601 DIFFERENCE : 0.665

LAP	SECTOR 1	SECTOR 2	SECTOR 3	LAP TIME	MPH	DIFF	TIME OF DAY
1 -		***47.033***	25.029	1:52.772	77.67	7.171	15:56:55.137
2 -	***33.141***	47.271	25.485	1:45.897 (2)	82.72	0.296	15:58:41.034
3 -	33.504	47.335	***24.762***	***1:45.601 (1)***	***82.95***		***16:00:26.635***
4 -	33.144	48.049	24.784	1:45.977 (3)	82.65	0.376	16:02:12.612
5 -	33.478	47.765	24.973	1:46.216	82.47	0.615	16:03:58.828
6 -	33.314	48.336	25.615	1:47.265	81.66	1.664	16:05:46.093

P20 56 Ed GRANTHAM Suzuki - eb7 Bright Thinking Property Development

IDEAL LAP TIME : 1:46.296 BEST LAP TIME : 1:46.518 DIFFERENCE : 0.222

LAP	SECTOR 1	SECTOR 2	SECTOR 3	LAP TIME	MPH	DIFF	TIME OF DAY
1 -		48.372	25.239	1:56.129	75.43	9.611	15:56:58.494
2 -	34.836	48.554	25.480	1:48.870	80.46	2.352	15:58:47.364
3 -	33.591	***47.734***	25.532	1:46.857 (2)	81.97	0.339	16:00:34.221
4 -	33.571	47.954	25.492	1:47.017	81.85	0.499	16:02:21.238
5 -	***33.476***	48.055	25.381	1:46.912 (3)	81.93	0.394	16:04:08.150
6 -	33.680	47.752	***25.086***	***1:46.518 (1)***	***82.23***		***16:05:54.668***

P21 221 Simon FINCH Suzuki - BlueCloud Projects Ltd

IDEAL LAP TIME : 1:46.042 BEST LAP TIME : 1:46.366 DIFFERENCE : 0.324

LAP	SECTOR 1	SECTOR 2	SECTOR 3	LAP TIME	MPH	DIFF	TIME OF DAY
1 -		47.815	***24.792***	1:54.361	76.59	7.995	15:56:56.726
2 -	34.166	47.638	25.203	1:47.007 (2)	81.86	0.641	15:58:43.733
3 -	***33.627***	***47.623***	25.116	***1:46.366 (1)***	***82.35***		***16:00:30.099***
4 -	34.579	48.699	25.405	1:48.683	80.59	2.317	16:02:18.782
5 -	34.621	48.611	25.399	1:48.631	80.63	2.265	16:04:07.413
6 -	34.103	48.362	25.223	1:47.688 (3)	81.34	1.322	16:05:55.101

P22 77 Mark HAZELGROVE Suzuki -

IDEAL LAP TIME : 1:47.216 BEST LAP TIME : 1:47.329 DIFFERENCE : 0.113

LAP	SECTOR 1	SECTOR 2	SECTOR 3	LAP TIME	MPH	DIFF	TIME OF DAY
1 -		49.160	25.553	1:56.879	74.94	9.550	15:56:59.244
2 -	34.661	48.941	25.907	1:49.509	79.99	2.180	15:58:48.753
3 -	34.766	48.613	25.941	1:49.320	80.13	1.991	16:00:38.073
4 -	***34.067***	48.044	25.609	1:47.720 (2)	81.32	0.391	16:02:25.793
5 -	34.920	48.672	25.478	1:49.070 (3)	80.31	1.741	16:04:14.863
6 -	34.180	***47.844***	***25.305***	***1:47.329 (1)***	***81.61***		***16:06:02.192***

P23 131 Christopher EVANS Suzuki - C.E PILATES / ANDESIGN

IDEAL LAP TIME : 1:46.975 BEST LAP TIME : 1:46.975 DIFFERENCE : 0.000

LAP	SECTOR 1	SECTOR 2	SECTOR 3	LAP TIME	MPH	DIFF	TIME OF DAY
1 -		49.306	25.437	1:57.823	74.34	10.848	15:57:00.188
2 -	34.826	48.684	25.485	1:48.995	80.36	2.020	15:58:49.183
3 -	34.999	49.370	25.339	1:49.708	79.84	2.733	16:00:38.891
4 -	34.843	48.456	25.131	1:48.430 (3)	80.78	1.455	16:02:27.321
5 -	34.191	48.695	25.191	1:48.077 (2)	81.05	1.102	16:04:15.398
6 -	***34.109***	***47.808***	***25.058***	***1:46.975 (1)***	***81.88***		***16:06:02.373***

Weather / Track : Sunny / Dry

Brands Hatch GP
Circuit Length = 2.4332 miles
Start: 15:55 Flag 16:05 End: 16:06

BMCRC - MRO Championships 2018 - Rnd 6 @ Brands Hatch GP

MRO Minitwins

RACE 12 - SECTOR ANALYSIS

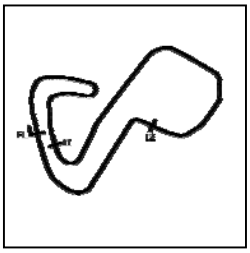

SECTOR 1 = FL to I1, SECTOR 2 = I1 to I2, SECTOR 3 = I2 to FL, DIFF = Difference To Personal Best Lap, P = Crossed Finish Line in Pit Lane, D = Time Disallowed

P24 181 Robert FRANKLIN Suzuki - RCF GARDENS

IDEAL LAP TIME : 1:46.714 BEST LAP TIME : 1:46.991 DIFFERENCE : 0.277

LAP	SECTOR 1	SECTOR 2	SECTOR 3	LAP TIME	MPH	DIFF	TIME OF DAY
1 -		49.117	25.613	1:57.519	74.53	10.528	15:56:59.884
2 -	34.239	49.148	25.561	1:48.948 (3)	80.40	1.957	15:58:48.832
3 -	34.591	49.239	25.585	1:49.415	80.06	2.424	16:00:38.247
4 -	34.115	48.527	***25.110***	1:47.752 (2)	81.29	0.761	16:02:25.999
5 -	34.726	49.515	25.643	1:49.884	79.71	2.893	16:04:15.883
6 -	***33.795***	***47.809***	25.387	***1:46.991 (1)***	***81.87***		***16:06:02.874***

P25 23 Claire BECKETT Suzuki - Cowpers Oak

IDEAL LAP TIME : 1:48.380 BEST LAP TIME : 1:48.509 DIFFERENCE : 0.129

LAP	SECTOR 1	SECTOR 2	SECTOR 3	LAP TIME	MPH	DIFF	TIME OF DAY
1 -		***48.295***	26.189	1:55.942	75.55	7.433	15:56:58.307
2 -	34.801	48.895	26.211	1:49.907 (3)	79.70	1.398	15:58:48.214
3 -	34.962	48.634	26.421	1:50.017	79.62	1.508	16:00:38.231
4 -	35.438	48.650	26.532	1:50.620	79.18	2.111	16:02:28.851
5 -	35.361	48.458	***25.589***	1:49.408 (2)	80.06	0.899	16:04:18.259
6 -	***34.496***	48.424	***25.589***	***1:48.509 (1)***	***80.72***		***16:06:06.768***

P26 14 Nick KILLWORTH Suzuki -

IDEAL LAP TIME : 1:47.373 BEST LAP TIME : 1:48.500 DIFFERENCE : 1.127

LAP	SECTOR 1	SECTOR 2	SECTOR 3	LAP TIME	MPH	DIFF	TIME OF DAY
1 -		48.595	25.830	1:56.562	75.15	8.062	15:56:58.927
2 -	34.773	48.987	26.045	1:49.805 (3)	79.77	1.305	15:58:48.732
3 -	35.424	49.948	25.712	1:51.084	78.85	2.584	16:00:39.816
4 -	***34.236***	49.188	25.967	1:49.391 (2)	80.07	0.891	16:02:29.207
5 -	35.530	49.403	25.386	1:50.319	79.40	1.819	16:04:19.526
6 -	35.363	***47.810***	***25.327***	***1:48.500 (1)***	***80.73***		***16:06:08.026***

P27 43 Robert DAVIE Suzuki -

IDEAL LAP TIME : 1:48.347 BEST LAP TIME : 1:48.875 DIFFERENCE : 0.528

LAP	SECTOR 1	SECTOR 2	SECTOR 3	LAP TIME	MPH	DIFF	TIME OF DAY
1 -		50.008	***25.322***	1:59.662	73.20	10.787	15:57:02.027
2 -	35.141	48.994	25.875	1:50.010 (3)	79.62	1.135	15:58:52.037
3 -	34.945	49.368	26.036	1:50.349	79.38	1.474	16:00:42.386
4 -	35.111	49.316	25.941	1:50.368	79.36	1.493	16:02:32.754
5 -	***34.525***	48.820	25.822	1:49.167 (2)	80.24	0.292	16:04:21.921
6 -	34.594	***48.500***	25.781	***1:48.875 (1)***	***80.45***		***16:06:10.796***

P28 16 Geoff LANSDELL Suzuki - EPG Domestic

IDEAL LAP TIME : 1:52.147 BEST LAP TIME : 1:52.147 DIFFERENCE : 0.000

LAP	SECTOR 1	SECTOR 2	SECTOR 3	LAP TIME	MPH	DIFF	TIME OF DAY
1 -		50.219	26.292	2:00.339	72.79	8.192	15:57:02.704
2 -	***35.931***	***49.983***	***26.233***	***1:52.147 (1)***	***78.11***		***15:58:54.851***
3 -	36.160	50.668	26.666	1:53.494 (2)	77.18	1.347	16:00:48.345
4 -	36.323	51.029	26.509	1:53.861	76.93	1.714	16:02:42.206
5 -	36.541	50.664	26.605	1:53.810 (3)	76.96	1.663	16:04:36.016
6 -	36.543	50.967	26.724	1:54.234	76.68	2.087	16:06:30.250

Weather / Track : Sunny / Dry

Brands Hatch GP
Circuit Length = 2.4332 miles
Start: 15:55 Flag 16:05 End: 16:06

BMCRC - MRO Championships 2018 - Rnd 6 @ Brands Hatch GP

MRO Minitwins

RACE 12 - BEST SECTORS

	SECTOR 1			SECTOR 2			SECTOR 3			IDEAL / BEST COMPARISON					
POS	NO	NAME	TIME	NO	NAME	TIME	NO	NAME	TIME	POS	NO	NAME	IDEAL	BEST	DIFF
												PERFECT LAP	1:38.289		
1	26	DAVIES	30.765	78	POVAH	43.989	74	SINGLETON	23.535	1	78	POVAH	1:38.724	1:38.885	0.161
2	74	SINGLETON	30.936	777	WILLIAMS	44.019	78	POVAH	23.572	2	74	SINGLETON	1:38.789	1:38.789	0.000
3	97	PACKHAM	30.978	86	WITHERINGTON	44.215	97	PACKHAM	23.612	3	777	WILLIAMS	1:38.804	1:38.804	0.000
4	777	WILLIAMS	31.089	97	PACKHAM	44.313	777	WILLIAMS	23.696	4	26	DAVIES	1:38.863	1:39.162	0.299
5	78	POVAH	31.163	74	SINGLETON	44.318	86	WITHERINGTON	23.702	5	97	PACKHAM	1:38.903	1:39.222	0.319
6	86	WITHERINGTON	31.229	26	DAVIES	44.334	184	TWYFORD	23.720	6	86	WITHERINGTON	1:39.146	1:39.218	0.072
7	184	TWYFORD	31.264	184	TWYFORD	44.359	26	DAVIES	23.764	7	184	TWYFORD	1:39.343	1:39.369	0.026
8	113	ELKINS	31.950	19	LILLEY	44.636	19	LILLEY	24.066	8	19	LILLEY	1:40.655	1:40.908	0.253
9	19	LILLEY	31.953	54	JAMISON	45.058	54	JAMISON	24.166	9	113	ELKINS	1:41.215	1:41.384	0.169
10	153	STANFORD	32.062	113	ELKINS	45.081	113	ELKINS	24.184	10	54	JAMISON	1:41.405	1:41.485	0.080
11	54	JAMISON	32.181	153	STANFORD	45.352	153	STANFORD	24.198	11	153	STANFORD	1:41.612	1:41.737	0.125
12	96	HARRIS	32.226	21	MITCHELL	45.473	21	MITCHELL	24.248	12	21	MITCHELL	1:42.420	1:42.847	0.427
13	76	RODGERS	32.272	81	MAY	45.660	84	BRANCO	24.285	13	96	HARRIS	1:42.488	1:42.978	0.490
14	28	VEASEY	32.436	96	HARRIS	45.669	28	VEASEY	24.543	14	28	VEASEY	1:42.773	1:43.009	0.236
15	21	MITCHELL	32.699	84	BRANCO	45.720	76	RODGERS	24.548	15	84	BRANCO	1:42.940	1:43.381	0.441
16	81	MAY	32.855	28	VEASEY	45.794	96	HARRIS	24.593	16	76	RODGERS	1:42.989	1:43.585	0.596
17	84	BRANCO	32.935	76	RODGERS	46.169	81	MAY	24.694	17	81	MAY	1:43.209	1:43.513	0.304
18	13	GREEN	33.050	13	GREEN	46.993	178	SHRUBSALL	24.762	18	178	SHRUBSALL	1:44.936	1:45.601	0.665
19	178	SHRUBSALL	33.141	178	SHRUBSALL	47.033	221	FINCH	24.792	19	13	GREEN	1:44.960	1:45.306	0.346
20	56	GRANTHAM	33.476	221	FINCH	47.623	13	GREEN	24.917	20	221	FINCH	1:46.042	1:46.366	0.324
21	221	FINCH	33.627	56	GRANTHAM	47.734	131	EVANS	25.058	21	56	GRANTHAM	1:46.296	1:46.518	0.222
22	181	FRANKLIN	33.795	131	EVANS	47.808	56	GRANTHAM	25.086	22	181	FRANKLIN	1:46.714	1:46.991	0.277
23	77	HAZELGROVE	34.067	181	FRANKLIN	47.809	181	FRANKLIN	25.110	23	131	EVANS	1:46.975	1:46.975	0.000
24	131	EVANS	34.109	14	KILLWORTH	47.810	77	HAZELGROVE	25.305	24	77	HAZELGROVE	1:47.216	1:47.329	0.113
25	14	KILLWORTH	34.236	77	HAZELGROVE	47.844	43	DAVIE	25.322	25	14	KILLWORTH	1:47.373	1:48.500	1.127
26	23	BECKETT	34.496	23	BECKETT	48.295	14	KILLWORTH	25.327	26	43	DAVIE	1:48.347	1:48.875	0.528
27	43	DAVIE	34.525	43	DAVIE	48.500	23	BECKETT	25.589	27	23	BECKETT	1:48.380	1:48.509	0.129
28	16	LANSDELL	35.931	16	LANSDELL	49.983	16	LANSDELL	26.233	28	16	LANSDELL	1:52.147	1:52.147	0.000

Weather / Track : Sunny / Dry

Brands Hatch GP
Circuit Length = 2.4332 miles
Start: 15:55 Flag 16:05 End: 16:06

Results can be found at www.tsl-timing.com

Printed - 16:07 Saturday, 07 July 2018

BMCRC - MRO Championships 2018 - Rnd 6 @ Brands Hatch GP

MRO Minitwins

RACE 2 - GRID (7 Laps)

ROW 11	33			32	2	Andrew GILL	31	137 Charlie CRAWT
ROW 10	30	59 Benn RIDGWELL		29	20 Jose TOUCEDA		28	16 Geoff LANSDELL (1:52.147)
ROW 9	27	43 Robert DAVIE (1:48.875)		26	23 Claire BECKETT (1:48.509)		25	14 Nick KILLWORTH (1:48.500)
ROW 8	24	77 Mark HAZELGROVE (1:47.329)		23	181 Robert FRANKLIN (1:46.991)		22	131 Christopher EVANS (1:46.975)
ROW 7	21	56 Ed GRANTHAM (1:46.518)		20	221 Simon FINCH (1:46.366)		19	178 Steven SHRUBSALL (1:45.601)
ROW 6	18	13 Wil GREEN (1:45.306)		17	76 Phillip RODGERS (1:43.585)		16	81 Malvern MAY (1:43.513)
ROW 5	15	84 Ricardo BRANCO (1:43.381)		14	28 Dominic VEASEY (1:43.009)		13	96 Dan HARRIS (1:42.978)
ROW 4	12	21 Carl MITCHELL (1:42.847)		11	153 Tommy STANFORD (1:41.737)		10	54 Adam JAMISON (1:41.485)
ROW 3	9	113 Sam ELKINS (1:41.384)		8	19 Kevin LILLEY (1:40.908)		7	184 David TWYFORD (1:39.369)
ROW 2	6	97 Jake PACKHAM (1:39.222)		5	86 Paul WITHERINGTON (1:39.218)		4	26 Glynn DAVIES (1:39.162)
ROW 1	3	78 Keith POVAH (1:38.885)		2	777 Mason WILLIAMS (1:38.804)		1	74 Daniel SINGLETON (1:38.789) Pole

Brands Hatch GP
Circuit Length = 2.4332 miles

These results are provisional until the conclusion of any judicial and technical matters.

Clerk Of Course :		Timekeeper :

Results can be found at www.tsl-timing.com

Printed - 16:08 Saturday, 07 July 2018

BMCRC - MRO Championships 2018 - Rnd 6 @ Brands Hatch GP

MRO Minitwins

RACE 2 - CLASSIFICATION

POS	NO	NAME	ENTRY	LAPS	TIME	GAP	DIFF	MPH	BEST	ON
1	**78**	**Keith POVAH**	Suzuki - 78Plate.com ScreenPrinting/SubvertBoards	**5**	8:24.034			86.89	**1:39.412**	5
2	**26**	**Glynn DAVIES**	Suzuki -	**5**	8:24.506	**0.472**	0.472	86.81	**1:39.583**	5
3	**777**	**Mason WILLIAMS**	Suzuki - MoreMoto	**5**	8:24.558	**0.524**	0.052	86.80	**1:39.665**	2
4	**74**	**Daniel SINGLETON**	Suzuki - me	**5**	8:25.128	**1.094**	0.570	86.70	**1:39.965**	2
5	**86**	**Paul WITHERINGTON**	Suzuki - P&R plumbing	**5**	8:26.222	**2.188**	1.094	86.52	**1:39.781**	5
6	**97**	**Jake PACKHAM**	Suzuki - Gasoline alley	**5**	8:29.435	**5.401**	3.213	85.97	**1:39.956**	5
7	**153**	**Tommy STANFORD**	Suzuki - Team Ginge Racing	**5**	8:34.203	**10.169**	4.768	85.17	**1:41.128**	4
8	**19**	**Kevin LILLEY**	Suzuki - Vanson Leathers	**5**	8:34.537	**10.503**	0.334	85.12	**1:40.928**	4
9	**2**	**Andrew GILL**	Suzuki - RMKD Racing	**5**	8:38.099	**14.065**	3.562	84.53	**1:40.726**	5
10	**113**	**Sam ELKINS**	Suzuki - Me Old Man	**5**	8:39.637	**15.603**	1.538	84.28	**1:42.521**	5
11	**21**	**Carl MITCHELL**	Suzuki - Beaute Agri AJL Garden Services	**5**	8:39.764	**15.730**	0.127	84.26	**1:42.230**	3
12	**96**	**Dan HARRIS**	Suzuki - HP Racing	**5**	8:41.157	**17.123**	1.393	84.04	**1:41.911**	5
13	**84**	**Ricardo BRANCO**	Suzuki - IMP Racing	**5**	8:44.327	**20.293**	3.170	83.53	**1:43.420**	3
14	**81**	**Malvern MAY**	Suzuki -	**5**	8:50.785	**26.751**	6.458	82.51	**1:44.919**	2
15	**13**	**Wil GREEN**	Suzuki - Faith Fueled Racing	**5**	9:01.191	**37.157**	10.406	80.93	**1:45.924**	5
16	**56**	**Ed GRANTHAM**	Suzuki - eb7 Bright Thinking Property Development	**5**	9:02.902	**38.868**	1.711	80.67	**1:46.006**	4
17	**221**	**Simon FINCH**	Suzuki - BlueCloud Projects Ltd	**5**	9:09.207	**45.173**	6.305	79.74	**1:46.939**	4
18	**23**	**Claire BECKETT**	Suzuki - Cowpers Oak	**5**	9:10.004	**45.970**	0.797	79.63	**1:48.231**	5
19	**181**	**Robert FRANKLIN**	Suzuki - RCF GARDENS	**5**	9:10.292	**46.258**	0.288	79.59	**1:48.128**	3
20	**14**	**Nick KILLWORTH**	Suzuki -	**5**	9:10.646	**46.612**	0.354	79.54	**1:47.633**	5
21	**77**	**Mark HAZELGROVE**	Suzuki -	**5**	9:11.354	**47.320**	0.708	79.43	**1:48.847**	5
22	**131**	**Christopher EVANS**	Suzuki - C.E PILATES / ANDESIGN	**5**	9:16.368	**52.334**	5.014	78.72	**1:48.071**	5
23	**43**	**Robert DAVIE**	Suzuki -	**5**	9:17.307	**53.273**	0.939	78.59	**1:48.502**	5
24	**16**	**Geoff LANSDELL**	Suzuki - EPG Domestic	**4**	7:36.169	**1 Lap**	1 Lap	76.81	**1:51.701**	2
			NOT CLASSIFIED							
DNF	**76**	**Phillip RODGERS**	Suzuki - pinbadgelab.co.uk	**5**	8:41.719	**17.685**	0.000	83.95	**1:42.133**	5
DNF	**184**	**David TWYFORD**	Suzuki -	**3**	5:04.784	**2 Laps**	2 Laps	86.22	**1:38.902**	2
DNF	**28**	**Dominic VEASEY**	Suzuki - Veasey Racing	**3**	5:42.917	**2 Laps**	38.133	76.63	**1:46.263**	3
DNF	**137**	**Charlie CRAWT**	Suzuki - Pass Bike Motorcycle Training Ltd	**2**	3:35.684	**3 Laps**	1 Lap	81.22	**1:43.935**	2
DNF	**54**	**Adam JAMISON**	Suzuki - AJ Racing	**1**	1:47.911	**4 Laps**	1 Lap	81.17		
DNF	**178**	**Steven SHRUBSALL**	Suzuki - Bexhill Gearboxes	**1**	1:52.351	**4 Laps**	4.440	77.96		
			FASTEST LAP							
	184	**David TWYFORD**	Suzuki -	**2**	1:38.902		88.57 mph		142.54 kph	

Race stopped
92.5% of Race Speed = 80.37 mph

Brands Hatch GP
Circuit Length = 2.4332 miles
Start: 10:42 Flag 10:50 End: 10:53

Weather / Track : Sunny / Dry
These results are provisional until the conclusion of any judicial and technical matters.

Clerk Of Course :		Timekeeper :

Results can be found at www.tsl-timing.com

Printed - 10:54 Sunday, 08 July 2018

BMCRC - MRO Championships 2018 - Rnd 6 @ Brands Hatch GP

MRO Minitwins

RACE 2 - LAP CHART

LAP 1 @ 10:44:14.918

NO	BEHIND	LAP TIME
74		1:44.319
26	0.024	1:44.343
777	0.088	1:44.407
78	0.149	1:44.468
184	1.321	1:45.640
97	1.841	1:46.160
86	1.881	1:46.200
54	3.592	1:47.911
153	3.656	1:47.975
19	3.863	1:48.182
113	4.281	1:48.600
96	4.895	1:49.214
21	4.971	1:49.290
84	6.097	1:50.416
81	6.227	1:50.546
76	6.354	1:50.673
28	6.848	1:51.167
137	7.430	1:51.749
2	7.557	1:51.876
178	8.032	1:52.351
13	10.318	1:54.637
23	11.051	1:55.370
77	11.327	1:55.646
221	11.415	1:55.734
181	12.323	1:56.642
56	12.373	1:56.692
14	12.983	1:57.302
131	14.318	1:58.637
43	14.565	1:58.884
16	16.099	2:00.418

LAP 2 @ 10:45:54.671

NO	BEHIND	LAP TIME
777		1:39.665
74	0.212	1:39.965
26	0.356	1:40.085
78	0.456	1:40.060
184	0.470	1:38.902
86	2.065	1:39.937
97	4.502	1:42.414
153	5.768	1:41.865
19	6.127	1:42.017
113	7.126	1:42.598
21	8.206	1:42.988
96	8.642	1:43.500
76	9.211	1:42.610
84	9.839	1:43.495
2	9.983	1:42.179
81	11.393	1:44.919
137	11.612	1:43.935
13	18.196	1:47.631
56	19.662	1:47.042
23	20.201	1:48.903
77	20.537	1:48.963
221	20.642	1:48.980
181	21.564	1:48.994
14	22.277	1:49.047
43	25.105	1:50.293
131	25.644	1:51.079
16	28.047	1:51.701
28	32.582	2:05.487

LAP 3 @ 10:47:34.968

NO	BEHIND	LAP TIME
74		1:40.085
777	0.066	1:40.363
78	0.200	1:40.041
26	0.364	1:40.305
184	0.415	1:40.242
86	1.659	1:39.891
97	4.987	1:40.782
153	7.310	1:41.839
19	7.742	1:41.912
113	9.560	1:42.731
21	10.139	1:42.230
2	10.796	1:41.110
96	11.909	1:43.564
76	12.040	1:43.126
84	12.962	1:43.420
81	16.155	1:45.059
13	24.630	1:46.731
56	25.622	1:46.257
23	29.004	1:49.100
77	29.173	1:48.933
221	29.244	1:48.899
181	29.395	1:48.128
14	29.967	1:47.987
43	34.484	1:49.676
131	34.798	1:49.451
28	38.548	1:46.263
16	39.656	1:51.906

LAP 4 @ 10:49:15.221

NO	BEHIND	LAP TIME
78		1:40.053
777	0.064	1:40.251
74	0.096	1:40.349
26	0.301	1:40.190
86	1.819	1:40.413
97	4.857	1:40.123
153	8.185	1:41.128
19	8.417	1:40.928
113	12.494	1:43.187
21	12.610	1:42.724
2	12.751	1:42.208
96	14.624	1:42.968
76	14.964	1:43.177
84	16.207	1:43.498
81	21.069	1:45.167
13	30.645	1:46.268
56	31.375	1:46.006
221	35.930	1:46.939
23	37.151	1:48.400
181	37.360	1:48.218
77	37.885	1:48.965
14	38.391	1:48.677
131	43.675	1:49.130
43	44.183	1:49.952
16	51.547	1:52.144

LAP 5 @ 10:50:54.633

NO	BEHIND	LAP TIME
78		1:39.412
26	0.472	1:39.583
777	0.524	1:39.872
74	1.094	1:40.410
86	2.188	1:39.781
97	5.401	1:39.956
153	10.169	1:41.396
19	10.503	1:41.498
2	14.065	1:40.726
113	15.603	1:42.521
21	15.730	1:42.532
96	17.123	1:41.911
76	17.685	1:42.133
84	20.293	1:43.498
81	26.751	1:45.094
13	37.157	1:45.924
56	38.868	1:46.905
221	45.173	1:48.655
23	45.970	1:48.231
181	46.258	1:48.310
14	46.612	1:47.633
77	47.320	1:48.847
131	52.334	1:48.071
43	53.273	1:48.502

Weather / Track : Sunny / Dry

Brands Hatch GP
Circuit Length = 2.4332 miles
Start: 10:42 Flag 10:50 End: 10:53

BMCRC - MRO Championships 2018 - Rnd 6 @ Brands Hatch GP

MRO Minitwins

RACE 2 - SECTOR ANALYSIS

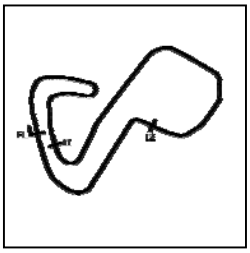

SECTOR 1 = FL to I1, SECTOR 2 = I1 to I2, SECTOR 3 = I2 to FL, DIFF = Difference To Personal Best Lap, P = Crossed Finish Line in Pit Lane, D = Time Disallowed

P1 78 Keith POVAH — Suzuki - 78Plate.com ScreenPrinting/SubvertBoardstore.com

IDEAL LAP TIME : 1:39.040 BEST LAP TIME : 1:39.412 DIFFERENCE : 0.372

LAP	SECTOR 1	SECTOR 2	SECTOR 3	LAP TIME	MPH	DIFF	TIME OF DAY
1 -		44.770	23.638	1:44.468	83.85	5.056	10:44:15.067
2 -	31.543	44.694	23.823	1:40.060	87.54	0.648	10:45:55.127
3 -	31.411	44.813	23.817	1:40.041 **(2)**	87.56	0.629	10:47:35.168
4 -	31.894	44.571	***23.588***	1:40.053 **(3)**	87.55	0.641	10:49:15.221
5 -	***31.115***	***44.337***	23.960	***1:39.412*** **(1)**	***88.11***		***10:50:54.633***

P2 26 Glynn DAVIES — Suzuki -

IDEAL LAP TIME : 1:38.578 BEST LAP TIME : 1:39.583 DIFFERENCE : 1.005

LAP	SECTOR 1	SECTOR 2	SECTOR 3	LAP TIME	MPH	DIFF	TIME OF DAY
1 -		44.605	24.067	1:44.343	83.95	4.760	10:44:14.942
2 -	31.514	44.681	23.890	1:40.085 **(2)**	87.52	0.502	10:45:55.027
3 -	***30.918***	45.543	23.844	1:40.305	87.33	0.722	10:47:35.332
4 -	32.191	44.447	***23.552***	1:40.190 **(3)**	87.43	0.607	10:49:15.522
5 -	31.355	***44.108***	24.120	***1:39.583*** **(1)**	***87.96***		***10:50:55.105***

P3 777 Mason WILLIAMS — Suzuki - MoreMoto

IDEAL LAP TIME : 1:39.281 BEST LAP TIME : 1:39.665 DIFFERENCE : 0.384

LAP	SECTOR 1	SECTOR 2	SECTOR 3	LAP TIME	MPH	DIFF	TIME OF DAY
1 -		44.762	***23.814***	1:44.407	83.90	4.742	10:44:15.006
2 -	31.197	44.457	24.011	***1:39.665*** **(1)**	***87.89***		***10:45:54.671***
3 -	***31.167***	44.969	24.227	1:40.363	87.28	0.698	10:47:35.034
4 -	31.461	44.658	24.132	1:40.251 **(3)**	87.37	0.586	10:49:15.285
5 -	31.300	***44.300***	24.272	1:39.872 **(2)**	87.71	0.207	10:50:55.157

P4 74 Daniel SINGLETON — Suzuki - me

IDEAL LAP TIME : 1:39.313 BEST LAP TIME : 1:39.965 DIFFERENCE : 0.652

LAP	SECTOR 1	SECTOR 2	SECTOR 3	LAP TIME	MPH	DIFF	TIME OF DAY
1 -		44.976	23.892	1:44.319	83.97	4.354	10:44:14.918
2 -	31.366	***44.708***	23.891	***1:39.965*** **(1)**	***87.62***		***10:45:54.883***
3 -	***31.121***	44.810	24.154	1:40.085 **(2)**	87.52	0.120	10:47:34.968
4 -	31.452	45.413	***23.484***	1:40.349 **(3)**	87.29	0.384	10:49:15.317
5 -	31.287	45.346	23.777	1:40.410	87.24	0.445	10:50:55.727

P5 86 Paul WITHERINGTON — Suzuki - P&R plumbing

IDEAL LAP TIME : 1:39.606 BEST LAP TIME : 1:39.781 DIFFERENCE : 0.175

LAP	SECTOR 1	SECTOR 2	SECTOR 3	LAP TIME	MPH	DIFF	TIME OF DAY
1 -		45.183	24.143	1:46.200	82.48	6.419	10:44:16.799
2 -	31.354	44.400	24.183	1:39.937 **(3)**	87.65	0.156	10:45:56.736
3 -	31.459	44.497	***23.935***	1:39.891 **(2)**	87.69	0.110	10:47:36.627
4 -	***31.322***	44.917	24.174	1:40.413	87.23	0.632	10:49:17.040
5 -	31.429	***44.349***	24.003	***1:39.781*** **(1)**	***87.79***		***10:50:56.821***

P6 97 Jake PACKHAM — Suzuki - Gasoline alley

IDEAL LAP TIME : 1:39.729 BEST LAP TIME : 1:39.956 DIFFERENCE : 0.227

LAP	SECTOR 1	SECTOR 2	SECTOR 3	LAP TIME	MPH	DIFF	TIME OF DAY
1 -		45.179	***23.914***	1:46.160	82.51	6.204	10:44:16.759
2 -	31.499	46.825	24.090	1:42.414	85.53	2.458	10:45:59.173
3 -	31.629	45.184	23.969	1:40.782 **(3)**	86.91	0.826	10:47:39.955
4 -	31.386	***44.632***	24.105	1:40.123 **(2)**	87.49	0.167	10:49:20.078
5 -	***31.183***	44.655	24.118	***1:39.956*** **(1)**	***87.63***		***10:51:00.034***

P7 153 Tommy STANFORD — Suzuki - Team Ginge Racing

IDEAL LAP TIME : 1:41.063 BEST LAP TIME : 1:41.128 DIFFERENCE : 0.065

LAP	SECTOR 1	SECTOR 2	SECTOR 3	LAP TIME	MPH	DIFF	TIME OF DAY

Weather / Track : Sunny / Dry

Brands Hatch GP
Circuit Length = 2.4332 miles
Start: 10:42 Flag 10:50 End: 10:53

BMCRC - MRO Championships 2018 - Rnd 6 @ Brands Hatch GP

MRO Minitwins

RACE 2 - SECTOR ANALYSIS

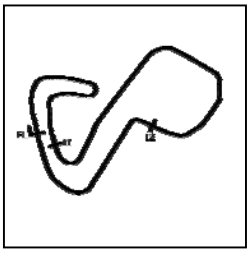

SECTOR 1 = FL to I1, SECTOR 2 = I1 to I2, SECTOR 3 = I2 to FL, DIFF = Difference To Personal Best Lap, P = Crossed Finish Line in Pit Lane, D = Time Disallowed

1 -		45.745	24.324	1:47.975	81.12	6.847	10:44:18.574
2 -	32.107	45.381	24.377	1:41.865	85.99	0.737	10:46:00.439
3 -	32.054	45.527	***24.258***	1:41.839 **(3)**	86.01	0.711	10:47:42.278
4 -	***31.746***	***45.059***	24.323	***1:41.128*** **(1)**	***86.62***		***10:49:23.406***
5 -	31.966	45.103	24.327	1:41.396 **(2)**	86.39	0.268	10:51:04.802

P8 19 Kevin LILLEY Suzuki - Vanson Leathers

IDEAL LAP TIME : 1:40.790 BEST LAP TIME : 1:40.928 DIFFERENCE : 0.138

LAP	SECTOR 1	SECTOR 2	SECTOR 3	LAP TIME	MPH	DIFF	TIME OF DAY
1 -		45.354	24.413	1:48.182	80.97	7.254	10:44:18.781
2 -	32.221	45.310	24.486	1:42.017	85.86	1.089	10:46:00.798
3 -	31.977	45.458	24.477	1:41.912 **(3)**	85.95	0.984	10:47:42.710
4 -	***31.650***	45.152	***24.126***	***1:40.928*** **(1)**	***86.79***		***10:49:23.638***
5 -	31.986	***45.014***	24.498	1:41.498 **(2)**	86.30	0.570	10:51:05.136

P9 2 Andrew GILL Suzuki - RMKD Racing

IDEAL LAP TIME : 1:40.170 BEST LAP TIME : 1:40.726 DIFFERENCE : 0.556

LAP	SECTOR 1	SECTOR 2	SECTOR 3	LAP TIME	MPH	DIFF	TIME OF DAY
1 -		46.187	24.114	1:51.876	78.29	11.150	10:44:22.475
2 -	32.657	45.545	***23.977***	1:42.179 **(3)**	85.73	1.453	10:46:04.654
3 -	***31.739***	45.356	24.015	1:41.110 **(2)**	86.63	0.384	10:47:45.764
4 -	32.125	45.645	24.438	1:42.208	85.70	1.482	10:49:27.972
5 -	32.114	***44.454***	24.158	***1:40.726*** **(1)**	***86.96***		***10:51:08.698***

P10 113 Sam ELKINS Suzuki - Me Old Man

IDEAL LAP TIME : 1:41.953 BEST LAP TIME : 1:42.521 DIFFERENCE : 0.568

LAP	SECTOR 1	SECTOR 2	SECTOR 3	LAP TIME	MPH	DIFF	TIME OF DAY
1 -		45.727	***24.260***	1:48.600	80.66	6.079	10:44:19.199
2 -	32.524	45.424	24.650	1:42.598 **(2)**	85.38	0.077	10:46:01.797
3 -	***32.487***	45.751	24.493	1:42.731 **(3)**	85.26	0.210	10:47:44.528
4 -	32.894	45.735	24.558	1:43.187	84.89	0.666	10:49:27.715
5 -	33.044	***45.206***	24.271	***1:42.521*** **(1)**	***85.44***		***10:51:10.236***

P11 21 Carl MITCHELL Suzuki - Beaute Agri AJL Garden Services

IDEAL LAP TIME : 1:42.139 BEST LAP TIME : 1:42.230 DIFFERENCE : 0.091

LAP	SECTOR 1	SECTOR 2	SECTOR 3	LAP TIME	MPH	DIFF	TIME OF DAY
1 -		45.619	***24.183***	1:49.290	80.15	7.060	10:44:19.889
2 -	32.806	45.475	24.707	1:42.988	85.05	0.758	10:46:02.877
3 -	***32.553***	***45.403***	24.274	***1:42.230*** **(1)**	***85.68***		***10:47:45.107***
4 -	32.627	45.580	24.517	1:42.724 **(3)**	85.27	0.494	10:49:27.831
5 -	32.801	45.537	24.194	1:42.532 **(2)**	85.43	0.302	10:51:10.363

P12 96 Dan HARRIS Suzuki - HP Racing

IDEAL LAP TIME : 1:41.897 BEST LAP TIME : 1:41.911 DIFFERENCE : 0.014

LAP	SECTOR 1	SECTOR 2	SECTOR 3	LAP TIME	MPH	DIFF	TIME OF DAY
1 -		45.634	***24.556***	1:49.214	80.20	7.303	10:44:19.813
2 -	32.655	46.041	24.804	1:43.500 **(3)**	84.63	1.589	10:46:03.313
3 -	32.701	46.206	24.657	1:43.564	84.58	1.653	10:47:46.877
4 -	32.532	45.814	24.622	1:42.968 **(2)**	85.07	1.057	10:49:29.845
5 -	***32.184***	***45.157***	24.570	***1:41.911*** **(1)**	***85.95***		***10:51:11.756***

P13 84 Ricardo BRANCO Suzuki - IMP Racing

IDEAL LAP TIME : 1:43.034 BEST LAP TIME : 1:43.420 DIFFERENCE : 0.386

LAP	SECTOR 1	SECTOR 2	SECTOR 3	LAP TIME	MPH	DIFF	TIME OF DAY
1 -		45.922	24.429	1:50.416	79.33	6.996	10:44:21.015
2 -	33.425	45.768	***24.302***	1:43.495 **(2)**	84.64	0.075	10:46:04.510
3 -	***33.118***	45.729	24.573	***1:43.420*** **(1)**	***84.70***		***10:47:47.930***
4 -	33.262	45.929	24.307	1:43.498 **(3)**	84.63	0.078	10:49:31.428

Weather / Track : Sunny / Dry

Brands Hatch GP
Circuit Length = 2.4332 miles
Start: 10:42 Flag 10:50 End: 10:53

BMCRC - MRO Championships 2018 - Rnd 6 @ Brands Hatch GP

MRO Minitwins

RACE 2 - SECTOR ANALYSIS

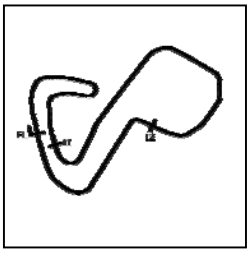

SECTOR 1 = FL to I1, SECTOR 2 = I1 to I2, SECTOR 3 = I2 to FL, DIFF = Difference To Personal Best Lap, P = Crossed Finish Line in Pit Lane, D = Time Disallowed

5 -	33.153	***45.614***	24.731	1:43.498 **(3)**	84.63	0.078	10:51:14.926

P14 81 Malvern MAY Suzuki -

IDEAL LAP TIME : 1:44.001 BEST LAP TIME : 1:44.919 DIFFERENCE : 0.918

LAP	SECTOR 1	SECTOR 2	SECTOR 3	LAP TIME	MPH	DIFF	TIME OF DAY
1 -		***46.352***	***24.902***	1:50.546	79.24	5.627	10:44:21.145
2 -	***32.747***	46.754	25.418	***1:44.919*** **(1)**	***83.49***		***10:46:06.064***
3 -	32.937	46.586	25.536	1:45.059 **(2)**	83.38	0.140	10:47:51.123
4 -	32.880	46.709	25.578	1:45.167	83.29	0.248	10:49:36.290
5 -	32.783	47.018	25.293	1:45.094 **(3)**	83.35	0.175	10:51:21.384

P15 13 Wil GREEN Suzuki - Faith Fueled Racing

IDEAL LAP TIME : 1:45.748 BEST LAP TIME : 1:45.924 DIFFERENCE : 0.176

LAP	SECTOR 1	SECTOR 2	SECTOR 3	LAP TIME	MPH	DIFF	TIME OF DAY
1 -		47.845	25.556	1:54.637	76.41	8.713	10:44:25.236
2 -	33.368	48.021	26.242	1:47.631	81.38	1.707	10:46:12.867
3 -	33.489	47.513	25.729	1:46.731 **(3)**	82.07	0.807	10:47:59.598
4 -	33.803	***47.102***	***25.363***	1:46.268 **(2)**	82.43	0.344	10:49:45.866
5 -	***33.283***	47.161	25.480	***1:45.924*** **(1)**	***82.69***		***10:51:31.790***

P16 56 Ed GRANTHAM Suzuki - eb7 Bright Thinking Property Development

IDEAL LAP TIME : 1:45.945 BEST LAP TIME : 1:46.006 DIFFERENCE : 0.061

LAP	SECTOR 1	SECTOR 2	SECTOR 3	LAP TIME	MPH	DIFF	TIME OF DAY
1 -		48.407	25.531	1:56.692	75.06	10.686	10:44:27.291
2 -	33.711	47.797	25.534	1:47.042	81.83	1.036	10:46:14.333
3 -	33.515	47.651	***25.091***	1:46.257 **(2)**	82.44	0.251	10:48:00.590
4 -	***33.425***	***47.429***	25.152	***1:46.006*** **(1)**	***82.63***		***10:49:46.596***
5 -	33.777	47.801	25.327	1:46.905 **(3)**	81.94	0.899	10:51:33.501

P17 221 Simon FINCH Suzuki - BlueCloud Projects Ltd

IDEAL LAP TIME : 1:46.206 BEST LAP TIME : 1:46.939 DIFFERENCE : 0.733

LAP	SECTOR 1	SECTOR 2	SECTOR 3	LAP TIME	MPH	DIFF	TIME OF DAY
1 -		49.033	***24.982***	1:55.734	75.68	8.795	10:44:26.333
2 -	34.747	48.691	25.542	1:48.980	80.38	2.041	10:46:15.313
3 -	34.657	48.778	25.464	1:48.899 **(3)**	80.44	1.960	10:48:04.212
4 -	***33.292***	***47.932***	25.715	***1:46.939*** **(1)**	***81.91***		***10:49:51.151***
5 -	33.969	48.755	25.931	1:48.655 **(2)**	80.62	1.716	10:51:39.806

P18 23 Claire BECKETT Suzuki - Cowpers Oak

IDEAL LAP TIME : 1:47.260 BEST LAP TIME : 1:48.231 DIFFERENCE : 0.971

LAP	SECTOR 1	SECTOR 2	SECTOR 3	LAP TIME	MPH	DIFF	TIME OF DAY
1 -		48.438	***25.431***	1:55.370	75.92	7.139	10:44:25.969
2 -	***33.996***	48.554	26.353	1:48.903 **(3)**	80.43	0.672	10:46:14.872
3 -	34.453	48.545	26.102	1:49.100	80.29	0.869	10:48:03.972
4 -	34.614	47.973	25.813	1:48.400 **(2)**	80.81	0.169	10:49:52.372
5 -	34.747	***47.833***	25.651	***1:48.231*** **(1)**	***80.93***		***10:51:40.603***

P19 181 Robert FRANKLIN Suzuki - RCF GARDENS

IDEAL LAP TIME : 1:47.264 BEST LAP TIME : 1:48.128 DIFFERENCE : 0.864

LAP	SECTOR 1	SECTOR 2	SECTOR 3	LAP TIME	MPH	DIFF	TIME OF DAY
1 -		48.569	25.673	1:56.642	75.10	8.514	10:44:27.241
2 -	***34.080***	49.316	25.598	1:48.994	80.36	0.866	10:46:16.235
3 -	***34.080***	48.713	***25.335***	***1:48.128*** **(1)**	***81.01***		***10:48:04.363***
4 -	34.803	***47.849***	25.566	1:48.218 **(2)**	80.94	0.090	10:49:52.581
5 -	34.747	48.108	25.455	1:48.310 **(3)**	80.87	0.182	10:51:40.891

Weather / Track : Sunny / Dry

Brands Hatch GP
Circuit Length = 2.4332 miles
Start: 10:42 Flag 10:50 End: 10:53

BMCRC - MRO Championships 2018 - Rnd 6 @ Brands Hatch GP

MRO Minitwins

RACE 2 - SECTOR ANALYSIS

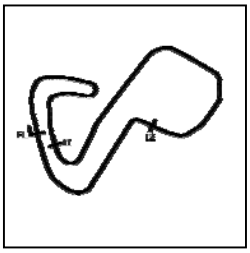

SECTOR 1 = FL to I1, SECTOR 2 = I1 to I2, SECTOR 3 = I2 to FL, DIFF = Difference To Personal Best Lap, P = Crossed Finish Line in Pit Lane, D = Time Disallowed

P20 14 Nick KILLWORTH Suzuki -

IDEAL LAP TIME : 1:47.203 BEST LAP TIME : 1:47.633 DIFFERENCE : 0.430

LAP	SECTOR 1	SECTOR 2	SECTOR 3	LAP TIME	MPH	DIFF	TIME OF DAY
1 -		48.235	25.398	1:57.302	74.67	9.669	10:44:27.901
2 -	33.943	49.159	25.945	1:49.047	80.33	1.414	10:46:16.948
3 -	***33.837***	48.765	***25.385***	1:47.987 **(2)**	81.11	0.354	10:48:04.935
4 -	34.687	48.511	25.479	1:48.677 **(3)**	80.60	1.044	10:49:53.612
5 -	34.194	***47.981***	25.458	***1:47.633*** **(1)**	***81.38***		***10:51:41.245***

P21 77 Mark HAZELGROVE Suzuki -

IDEAL LAP TIME : 1:48.238 BEST LAP TIME : 1:48.847 DIFFERENCE : 0.609

LAP	SECTOR 1	SECTOR 2	SECTOR 3	LAP TIME	MPH	DIFF	TIME OF DAY
1 -		***48.060***	***25.278***	1:55.646	75.74	6.799	10:44:26.245
2 -	34.996	48.079	25.888	1:48.963 **(3)**	80.39	0.116	10:46:15.208
3 -	34.964	48.260	25.709	1:48.933 **(2)**	80.41	0.086	10:48:04.141
4 -	***34.900***	48.519	25.546	1:48.965	80.39	0.118	10:49:53.106
5 -	35.100	48.107	25.640	***1:48.847*** **(1)**	***80.47***		***10:51:41.953***

P22 131 Christopher EVANS Suzuki - C.E PILATES / ANDESIGN

IDEAL LAP TIME : 1:48.071 BEST LAP TIME : 1:48.071 DIFFERENCE : 0.000

LAP	SECTOR 1	SECTOR 2	SECTOR 3	LAP TIME	MPH	DIFF	TIME OF DAY
1 -		48.816	26.017	1:58.637	73.83	10.566	10:44:29.236
2 -	35.456	49.454	26.169	1:51.079	78.86	3.008	10:46:20.315
3 -	35.397	48.492	25.562	1:49.451 **(3)**	80.03	1.380	10:48:09.766
4 -	34.804	48.846	25.480	1:49.130 **(2)**	80.26	1.059	10:49:58.896
5 -	***34.599***	***48.136***	***25.336***	***1:48.071*** **(1)**	***81.05***		***10:51:46.967***

P23 43 Robert DAVIE Suzuki -

IDEAL LAP TIME : 1:48.502 BEST LAP TIME : 1:48.502 DIFFERENCE : 0.000

LAP	SECTOR 1	SECTOR 2	SECTOR 3	LAP TIME	MPH	DIFF	TIME OF DAY
1 -		48.832	25.706	1:58.884	73.68	10.382	10:44:29.483
2 -	34.968	49.447	25.878	1:50.293	79.42	1.791	10:46:19.776
3 -	34.714	49.100	25.862	1:49.676 **(2)**	79.87	1.174	10:48:09.452
4 -	34.854	49.611	25.487	1:49.952 **(3)**	79.66	1.450	10:49:59.404
5 -	***34.607***	***48.483***	***25.412***	***1:48.502*** **(1)**	***80.73***		***10:51:47.906***

P24 16 Geoff LANSDELL Suzuki - EPG Domestic

IDEAL LAP TIME : 1:50.938 BEST LAP TIME : 1:51.701 DIFFERENCE : 0.763

LAP	SECTOR 1	SECTOR 2	SECTOR 3	LAP TIME	MPH	DIFF	TIME OF DAY
1 -		50.124	***25.950***	2:00.418	72.74	8.717	10:44:31.017
2 -	***35.411***	49.655	26.635	***1:51.701*** **(1)**	***78.42***		***10:46:22.718***
3 -	35.694	***49.577***	26.635	1:51.906 **(2)**	78.27	0.205	10:48:14.624
4 -	35.657	50.251	26.236	1:52.144 **(3)**	78.11	0.443	10:50:06.768

P25 76 Phillip RODGERS Suzuki - pinbadgelab.co.uk

IDEAL LAP TIME : 1:41.815 BEST LAP TIME : 1:42.133 DIFFERENCE : 0.318

LAP	SECTOR 1	SECTOR 2	SECTOR 3	LAP TIME	MPH	DIFF	TIME OF DAY
1 -		45.925	***24.451***	1:50.673	79.15	8.540	10:44:21.272
2 -	32.580	45.448	24.582	1:42.610 **(2)**	85.37	0.477	10:46:03.882
3 -	32.332	46.250	24.544	1:43.126 **(3)**	84.94	0.993	10:47:47.008
4 -	32.550	46.141	24.486	1:43.177	84.90	1.044	10:49:30.185
5 -	***32.181***	***45.183***	24.769	***1:42.133*** **(1)**	***85.76***		***10:51:12.318***

P26 184 David TWYFORD Suzuki -

IDEAL LAP TIME : 1:38.902 BEST LAP TIME : 1:38.902 DIFFERENCE : 0.000

LAP	SECTOR 1	SECTOR 2	SECTOR 3	LAP TIME	MPH	DIFF	TIME OF DAY
1 -		45.183	23.780	1:45.640	82.92	6.738	10:44:16.239

Weather / Track : Sunny / Dry

Brands Hatch GP
Circuit Length = 2.4332 miles
Start: 10:42 Flag 10:50 End: 10:53

BMCRC - MRO Championships 2018 - Rnd 6 @ Brands Hatch GP

MRO Minitwins

RACE 2 - SECTOR ANALYSIS

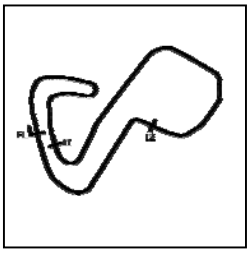

SECTOR 1 = FL to I1, SECTOR 2 = I1 to I2, SECTOR 3 = I2 to FL, DIFF = Difference To Personal Best Lap, P = Crossed Finish Line in Pit Lane, D = Time Disallowed

2 -	***31.053***	***44.225***	***23.624***	***1:38.902*** **(1)**	***88.57***		***10:45:55.141***
3 -	31.685	44.872	23.685	1:40.242 **(2)**	87.38	1.340	10:47:35.383

P27 28 Dominic VEASEY Suzuki - Veasey Racing

IDEAL LAP TIME : 1:43.926 BEST LAP TIME : 1:46.263 DIFFERENCE : 2.337

LAP	SECTOR 1	SECTOR 2	SECTOR 3	LAP TIME	MPH	DIFF	TIME OF DAY
1 -		***46.543***	***24.417***	1:51.167	78.79	4.904	10:44:21.766
2 -	34.116	1:05.977	25.394	2:05.487 **(2)**	69.80	19.224	10:46:27.253
3 -	***32.966***	47.717	25.580	***1:46.263*** **(1)**	***82.43***		***10:48:13.516***

P28 137 Charlie CRAWT Suzuki - Pass Bike Motorcycle Training Ltd

IDEAL LAP TIME : 1:43.581 BEST LAP TIME : 1:43.935 DIFFERENCE : 0.354

LAP	SECTOR 1	SECTOR 2	SECTOR 3	LAP TIME	MPH	DIFF	TIME OF DAY
1 -		46.235	***24.411***	1:51.749	78.38	7.814	10:44:22.348
2 -	***33.305***	***45.865***	24.765	***1:43.935*** **(1)**	***84.28***		***10:46:06.283***

P29 54 Adam JAMISON Suzuki - AJ Racing

IDEAL LAP TIME : 1:42.747 BEST LAP TIME : DIFFERENCE :

LAP	SECTOR 1	SECTOR 2	SECTOR 3	LAP TIME	MPH	DIFF	TIME OF DAY
1 -		45.641	***24.556***	1:47.911	81.17		10:44:18.510

P30 178 Steven SHRUBSALL Suzuki - Bexhill Gearboxes

IDEAL LAP TIME : 1:44.486 BEST LAP TIME : DIFFERENCE :

LAP	SECTOR 1	SECTOR 2	SECTOR 3	LAP TIME	MPH	DIFF	TIME OF DAY
1 -		***46.917***	***24.656***	1:52.351	77.96		10:44:22.950

Weather / Track : Sunny / Dry

Brands Hatch GP
Circuit Length = 2.4332 miles
Start: 10:42 Flag 10:50 End: 10:53

BMCRC - MRO Championships 2018 - Rnd 6 @ Brands Hatch GP

MRO Minitwins

RACE 2 - BEST SECTORS

	SECTOR 1			SECTOR 2			SECTOR 3			IDEAL / BEST COMPARISON					
POS	NO	NAME	TIME	NO	NAME	TIME	NO	NAME	TIME	POS	NO	NAME	IDEAL	BEST	DIFF
												PERFECT LAP	1:38.510		
1	26	DAVIES	30.918	26	DAVIES	44.108	74	SINGLETON	23.484	1	26	DAVIES	1:38.578	1:39.583	1.005
2	184	TWYFORD	31.053	184	TWYFORD	44.225	26	DAVIES	23.552	2	184	TWYFORD	1:38.902	1:38.902	0.000
3	78	POVAH	31.115	777	WILLIAMS	44.300	78	POVAH	23.588	3	78	POVAH	1:39.040	1:39.412	0.372
4	74	SINGLETON	31.121	78	POVAH	44.337	184	TWYFORD	23.624	4	777	WILLIAMS	1:39.281	1:39.665	0.384
5	777	WILLIAMS	31.167	86	WITHERINGTON	44.349	777	WILLIAMS	23.814	5	74	SINGLETON	1:39.313	1:39.965	0.652
6	97	PACKHAM	31.183	2	GILL	44.454	97	PACKHAM	23.914	6	86	WITHERINGTON	1:39.606	1:39.781	0.175
7	86	WITHERINGTON	31.322	97	PACKHAM	44.632	86	WITHERINGTON	23.935	7	97	PACKHAM	1:39.729	1:39.956	0.227
8	19	LILLEY	31.650	74	SINGLETON	44.708	2	GILL	23.977	8	2	GILL	1:40.170	1:40.726	0.556
9	2	GILL	31.739	19	LILLEY	45.014	19	LILLEY	24.126	9	19	LILLEY	1:40.790	1:40.928	0.138
10	153	STANFORD	31.746	153	STANFORD	45.059	21	MITCHELL	24.183	10	153	STANFORD	1:41.063	1:41.128	0.065
11	76	RODGERS	32.181	96	HARRIS	45.157	153	STANFORD	24.258	11	76	RODGERS	1:41.815	1:42.133	0.318
12	96	HARRIS	32.184	76	RODGERS	45.183	113	ELKINS	24.260	12	96	HARRIS	1:41.897	1:41.911	0.014
13	113	ELKINS	32.487	113	ELKINS	45.206	84	BRANCO	24.302	13	113	ELKINS	1:41.953	1:42.521	0.568
14	21	MITCHELL	32.553	21	MITCHELL	45.403	137	CRAWT	24.411	14	21	MITCHELL	1:42.139	1:42.230	0.091
15	54	JAMISON	32.682	54	JAMISON	45.509	28	VEASEY	24.417	15	54	JAMISON	1:42.747		
16	81	MAY	32.747	84	BRANCO	45.614	76	RODGERS	24.451	16	84	BRANCO	1:43.034	1:43.420	0.386
17	178	SHRUBSALL	32.913	137	CRAWT	45.865	96	HARRIS	24.556	17	137	CRAWT	1:43.581	1:43.935	0.354
18	28	VEASEY	32.966	81	MAY	46.352	54	JAMISON	24.556	18	28	VEASEY	1:43.926	1:46.263	2.337
19	84	BRANCO	33.118	28	VEASEY	46.543	178	SHRUBSALL	24.656	19	81	MAY	1:44.001	1:44.919	0.918
20	13	GREEN	33.283	178	SHRUBSALL	46.917	81	MAY	24.902	20	178	SHRUBSALL	1:44.486		
21	221	FINCH	33.292	13	GREEN	47.102	221	FINCH	24.982	21	13	GREEN	1:45.748	1:45.924	0.176
22	137	CRAWT	33.305	56	GRANTHAM	47.429	56	GRANTHAM	25.091	22	56	GRANTHAM	1:45.945	1:46.006	0.061
23	56	GRANTHAM	33.425	23	BECKETT	47.833	77	HAZELGROVE	25.278	23	221	FINCH	1:46.206	1:46.939	0.733
24	14	KILLWORTH	33.837	181	FRANKLIN	47.849	181	FRANKLIN	25.335	24	14	KILLWORTH	1:47.203	1:47.633	0.430
25	23	BECKETT	33.996	221	FINCH	47.932	131	EVANS	25.336	25	23	BECKETT	1:47.260	1:48.231	0.971
26	181	FRANKLIN	34.080	14	KILLWORTH	47.981	13	GREEN	25.363	26	181	FRANKLIN	1:47.264	1:48.128	0.864
27	131	EVANS	34.599	77	HAZELGROVE	48.060	14	KILLWORTH	25.385	27	131	EVANS	1:48.071	1:48.071	0.000
28	43	DAVIE	34.607	131	EVANS	48.136	43	DAVIE	25.412	28	77	HAZELGROVE	1:48.238	1:48.847	0.609
29	77	HAZELGROVE	34.900	43	DAVIE	48.483	23	BECKETT	25.431	29	43	DAVIE	1:48.502	1:48.502	0.000
30	16	LANSDELL	35.411	16	LANSDELL	49.577	16	LANSDELL	25.950	30	16	LANSDELL	1:50.938	1:51.701	0.763

Weather / Track : Sunny / Dry

Brands Hatch GP
Circuit Length = 2.4332 miles
Start: 10:42 Flag 10:50 End: 10:53

Results can be found at www.tsl-timing.com

Printed - 10:55 Sunday, 08 July 2018

BMCRC - MRO Championships 2018 - Rnd 6 @ Brands Hatch GP

MRO Minitwins

RACE 12 - GRID (7 Laps)

ROW 11	33	32 **59** Benn RIDGWELL	31 **20** Jose TOUCEDA
ROW 10	30 **178** Steven SHRUBSALL	29 **54** Adam JAMISON	28 **16** Geoff LANSDELL 1:51.701
ROW 9	27 **77** Mark HAZELGROVE 1:48.847	26 **43** Robert DAVIE 1:48.502	25 **23** Claire BECKETT 1:48.231
ROW 8	24 **181** Robert FRANKLIN 1:48.128	23 **131** Christopher EVANS 1:48.071	22 **14** Nick KILLWORTH 1:47.633
ROW 7	21 **221** Simon FINCH 1:46.939	20 **28** Dominic VEASEY 1:46.263	19 **56** Ed GRANTHAM 1:46.006
ROW 6	18 **13** Wil GREEN 1:45.924	17 **81** Malvern MAY 1:44.919	16 **137** Charlie CRAWT 1:43.935
ROW 5	15 **84** Ricardo BRANCO 1:43.420	14 **113** Sam ELKINS 1:42.521	13 **21** Carl MITCHELL 1:42.230
ROW 4	12 **76** Phillip RODGERS 1:42.133	11 **96** Dan HARRIS 1:41.911	10 **153** Tommy STANFORD 1:41.128
ROW 3	9 **19** Kevin LILLEY 1:40.928	8 **2** Andrew GILL 1:40.726	7 **74** Daniel SINGLETON 1:39.965
ROW 2	6 **97** Jake PACKHAM 1:39.956	5 **86** Paul WITHERINGTON 1:39.781	4 **777** Mason WILLIAMS 1:39.665
ROW 1	3 **26** Glynn DAVIES 1:39.583	2 **78** Keith POVAH 1:39.412	1 **184** David TWYFORD 1:38.902

Pole

Brands Hatch GP
Circuit Length = 2.4332 miles

These results are provisional until the conclusion of any judicial and technical matters.

Clerk Of Course :		Timekeeper :

Results can be found at www.tsl-timing.com

Printed - 10:57 Sunday, 08 July 2018

BMCRC - MRO Championships 2018 - Rnd 6 @ Brands Hatch GP

MRO Minitwins

RACE 12 - CLASSIFICATION

POS	NO	NAME	ENTRY	LAPS	TIME	GAP	DIFF	MPH	BEST	ON
1	777	**Mason WILLIAMS**	Suzuki - MoreMoto	7	11:41.820			87.37	**1:38.906**	2
2	78	**Keith POVAH**	Suzuki - 78Plate.com ScreenPrinting/SubvertBoards	7	11:41.832	**0.012**	0.012	87.36	**1:38.624**	5
3	26	**Glynn DAVIES**	Suzuki -	7	11:41.863	**0.043**	0.031	87.36	**1:38.977**	2
4	97	**Jake PACKHAM**	Suzuki - Gasoline alley	7	11:46.254	**4.434**	4.391	86.82	**1:39.704**	6
5	2	**Andrew GILL**	Suzuki - RMKD Racing	7	11:50.415	**8.595**	4.161	86.31	**1:40.024**	2
6	153	**Tommy STANFORD**	Suzuki - Team Ginge Racing	7	11:53.440	**11.620**	3.025	85.94	**1:40.760**	5
7	86	**Paul WITHERINGTON**	Suzuki - P&R plumbing	7	11:53.908	**12.088**	0.468	85.89	**1:40.760**	5
8	113	**Sam ELKINS**	Suzuki - Me Old Man	7	11:57.538	**15.718**	3.630	85.45	**1:41.126**	7
9	19	**Kevin LILLEY**	Suzuki - Vanson Leathers	7	12:01.405	**19.585**	3.867	84.99	**1:41.507**	7
10	21	**Carl MITCHELL**	Suzuki - Beaute Agri AJL Garden Services	7	12:13.569	**31.749**	12.164	83.58	**1:42.809**	6
11	96	**Dan HARRIS**	Suzuki - HP Racing	7	12:13.913	**32.093**	0.344	83.55	**1:43.156**	7
12	84	**Ricardo BRANCO**	Suzuki - IMP Racing	7	12:17.030	**35.210**	3.117	83.19	**1:43.453**	7
13	81	**Malvern MAY**	Suzuki -	7	12:17.234	**35.414**	0.204	83.17	**1:43.300**	7
14	28	**Dominic VEASEY**	Suzuki - Veasey Racing	7	12:17.899	**36.079**	0.665	83.09	**1:43.588**	7
15	13	**Wil GREEN**	Suzuki - Faith Fueled Racing	7	12:22.610	**40.790**	4.711	82.57	**1:44.458**	2
16	56	**Ed GRANTHAM**	Suzuki - eb7 Bright Thinking Property Development	7	12:26.460	**44.640**	3.850	82.14	**1:44.499**	2
17	14	**Nick KILLWORTH**	Suzuki -	7	12:33.812	**51.992**	7.352	81.34	**1:43.998**	6
18	221	**Simon FINCH**	Suzuki - BlueCloud Projects Ltd	7	12:34.231	**52.411**	0.419	81.29	**1:46.225**	2
19	23	**Claire BECKETT**	Suzuki - Cowpers Oak	7	12:41.933	**1:00.113**	7.702	80.47	**1:47.020**	7
20	77	**Mark HAZELGROVE**	Suzuki -	7	12:43.202	**1:01.382**	1.269	80.34	**1:47.154**	5
21	181	**Robert FRANKLIN**	Suzuki - RCF GARDENS	7	12:48.786	**1:06.966**	5.584	79.76	**1:48.066**	2
22	43	**Robert DAVIE**	Suzuki -	7	12:48.854	**1:07.034**	0.068	79.75	**1:47.571**	2
23	16	**Geoff LANSDELL**	Suzuki - EPG Domestic	7	12:59.673	**1:17.853**	10.819	78.64	**1:49.931**	2
			NOT CLASSIFIED							
DNF	74	**Daniel SINGLETON**	Suzuki - me	3	5:02.910	**4 Laps**	4 Laps	86.75	**1:38.996**	2
DNF	59	**Benn RIDGWELL**	Suzuki -	3	5:49.425	**4 Laps**	46.515	75.20	**1:53.363**	2
			FASTEST LAP							
	78	**Keith POVAH**	Suzuki - 78Plate.com ScreenPrinting/SubvertBoards	5	1:38.624	88.82 mph		142.94 kph		

92.5% of Race Speed = 80.81 mph

Brands Hatch GP
Circuit Length = 2.4332 miles
Start: 14:46 Flag 14:58 End: 14:59

Weather / Track : Sunny / Dry
These results are provisional until the conclusion of any judicial and technical matters.

Clerk Of Course :		Timekeeper :

Results can be found at www.tsl-timing.com

Printed - 15:00 Sunday, 08 July 2018

BMCRC - MRO Championships 2018 - Rnd 6 @ Brands Hatch GP

MRO Minitwins

RACE 12 - LAP CHART

LAP 1 @ 14:48:28.706

NO	BEHIND	LAP TIME
26		1:44.582
777	0.057	1:44.639
78	0.121	1:44.703
74	0.222	1:44.804
97	0.746	1:45.328
86	1.053	1:45.635
2	1.491	1:46.073
153	2.032	1:46.614
113	2.938	1:47.520
96	4.764	1:49.346
84	5.099	1:49.681
21	5.341	1:49.923
19	5.373	1:49.955
81	5.825	1:50.407
13	6.295	1:50.877
28	6.354	1:50.936
56	7.213	1:51.795
221	8.480	1:53.062
23	11.094	1:55.676
181	11.479	1:56.061
77	11.826	1:56.408
14	11.995	1:56.577
43	12.266	1:56.848
16	13.613	1:58.195
59	16.058	2:00.640

LAP 2 @ 14:50:07.669

NO	BEHIND	LAP TIME
777		1:38.906
26	0.014	1:38.977
74	0.255	1:38.996
78	0.420	1:39.262
97	1.763	1:39.980
2	2.552	1:40.024
153	4.259	1:41.190
86	5.121	1:43.031
113	5.610	1:41.635
19	8.412	1:42.002
96	9.240	1:43.439
84	10.703	1:44.567
21	11.066	1:44.688
81	11.448	1:44.586
28	11.510	1:44.119
13	11.790	1:44.458
56	12.749	1:44.499
221	15.742	1:46.225
23	19.869	1:47.738
77	20.142	1:47.279
14	20.278	1:47.246
181	20.582	1:48.066
43	20.874	1:47.571
16	24.581	1:49.931
59	30.458	1:53.363

LAP 3 @ 14:51:47.034

NO	BEHIND	LAP TIME
74		1:39.110
26	0.019	1:39.370
777	0.059	1:39.424
78	0.424	1:39.369
97	2.657	1:40.259
2	3.378	1:40.191
153	6.542	1:41.648
86	6.625	1:40.869
113	7.886	1:41.641
19	11.245	1:42.198
96	13.387	1:43.512
84	16.290	1:44.952
21	16.570	1:44.869
81	16.779	1:44.696
28	16.847	1:44.702
13	17.123	1:44.698
56	19.245	1:45.861
221	22.885	1:46.508
23	27.977	1:47.473
77	28.495	1:47.718
14	28.602	1:47.689
181	29.306	1:48.089
43	29.697	1:48.188
16	35.434	1:50.218
59	46.515	1:55.422

LAP 4 @ 14:53:26.422

NO	BEHIND	LAP TIME
26		1:39.369
777	0.188	1:39.517
78	0.310	1:39.274
97	4.267	1:40.998
2	5.159	1:41.169
153	8.708	1:41.554
86	8.866	1:41.629
113	10.602	1:42.104
19	14.174	1:42.317
96	18.982	1:44.983
21	22.307	1:45.125
84	22.565	1:45.663
81	22.927	1:45.536
28	23.095	1:45.636
13	23.547	1:45.812
56	25.346	1:45.489
221	30.111	1:46.614
14	37.637	1:48.423
77	37.697	1:48.590
23	37.791	1:49.202
181	39.399	1:49.481
43	39.924	1:49.615
16	46.538	1:50.492

LAP 5 @ 14:55:05.356

NO	BEHIND	LAP TIME
78		1:38.624
26	0.089	1:39.023
777	0.632	1:39.378
97	5.550	1:40.217
2	7.315	1:41.090
153	10.534	1:40.760
86	10.692	1:40.760
113	13.419	1:41.751
19	17.031	1:41.791
96	25.298	1:45.250
21	26.404	1:43.031
84	28.179	1:44.548
81	28.504	1:44.511
28	28.653	1:44.492
13	29.094	1:44.481
56	32.207	1:45.795
221	38.028	1:46.851
14	43.440	1:44.737
77	45.917	1:47.154
23	46.555	1:47.698
181	49.100	1:48.635
43	49.325	1:48.335
16	57.753	1:50.149

LAP 6 @ 14:56:46.278

NO	BEHIND	LAP TIME
777		1:40.290
26	0.040	1:40.873
78	0.179	1:41.101
97	4.332	1:39.704
2	7.236	1:40.843
153	10.522	1:40.910
86	10.731	1:40.961
113	14.258	1:41.761
19	17.744	1:41.635
21	28.291	1:42.809
96	28.603	1:44.227
84	31.423	1:44.166
81	31.780	1:44.198
28	32.157	1:44.426
13	33.605	1:45.433
56	37.636	1:46.351
221	44.697	1:47.591
14	46.516	1:43.998
77	52.241	1:47.246
23	52.759	1:47.126
181	57.803	1:49.625
43	57.953	1:49.550
16	1:07.154	1:50.323

LAP 7 @ 14:58:25.944

NO	BEHIND	LAP TIME
777		1:39.666
78	0.012	1:39.499
26	0.043	1:39.669
97	4.434	1:39.768
2	8.595	1:41.025
153	11.620	1:40.764
86	12.088	1:41.023
113	15.718	1:41.126
19	19.585	1:41.507
21	31.749	1:43.124
96	32.093	1:43.156
84	35.210	1:43.453
81	35.414	1:43.300
28	36.079	1:43.588
13	40.790	1:46.851
56	44.640	1:46.670
14	51.992	1:45.142
221	52.411	1:47.380
23	1:00.113	1:47.020
77	1:01.382	1:48.807
181	1:06.966	1:48.829
43	1:07.034	1:48.747
16	1:17.853	1:50.365

Weather / Track : Sunny / Dry

Brands Hatch GP
Circuit Length = 2.4332 miles
Start: 14:46 Flag 14:58 End: 14:59

BMCRC - MRO Championships 2018 - Rnd 6 @ Brands Hatch GP

MRO Minitwins

RACE 12 - SECTOR ANALYSIS

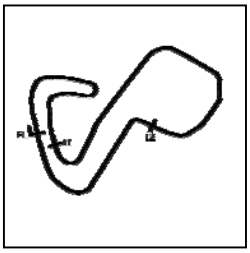

SECTOR 1 = FL to I1, SECTOR 2 = I1 to I2, SECTOR 3 = I2 to FL, DIFF = Difference To Personal Best Lap, P = Crossed Finish Line in Pit Lane, D = Time Disallowed

P1 777 Mason WILLIAMS Suzuki - MoreMoto

IDEAL LAP TIME : 1:38.769 BEST LAP TIME : 1:38.906 DIFFERENCE : 0.137

LAP	SECTOR 1	SECTOR 2	SECTOR 3	LAP TIME	MPH	DIFF	TIME OF DAY
1 -		44.707	24.008	1:44.639	83.71	5.733	14:48:28.763
2 -	***30.968***	44.215	***23.723***	***1:38.906*** **(1)**	***88.56***		***14:50:07.669***
3 -	31.248	44.389	23.787	1:39.424 **(3)**	88.10	0.518	14:51:47.093
4 -	31.491	***44.078***	23.948	1:39.517	88.02	0.611	14:53:26.610
5 -	31.109	44.442	23.827	1:39.378 **(2)**	88.14	0.472	14:55:05.988
6 -	31.652	44.610	24.028	1:40.290	87.34	1.384	14:56:46.278
7 -	31.099	44.663	23.904	1:39.666	87.89	0.760	14:58:25.944

P2 78 Keith POVAH Suzuki - 78Plate.com ScreenPrinting/SubvertBoardstore.com

IDEAL LAP TIME : 1:38.583 BEST LAP TIME : 1:38.624 DIFFERENCE : 0.041

LAP	SECTOR 1	SECTOR 2	SECTOR 3	LAP TIME	MPH	DIFF	TIME OF DAY
1 -		44.707	23.832	1:44.703	83.66	6.079	14:48:28.827
2 -	31.877	43.866	***23.519***	1:39.262 **(2)**	88.24	0.638	14:50:08.089
3 -	31.306	44.083	23.980	1:39.369	88.15	0.745	14:51:47.458
4 -	31.495	43.980	23.799	1:39.274 **(3)**	88.23	0.650	14:53:26.732
5 -	***31.204***	***43.860***	23.560	***1:38.624*** **(1)**	***88.82***		***14:55:05.356***
6 -	32.333	44.935	23.833	1:41.101	86.64	2.477	14:56:46.457
7 -	31.387	44.397	23.715	1:39.499	88.03	0.875	14:58:25.956

P3 26 Glynn DAVIES Suzuki -

IDEAL LAP TIME : 1:38.831 BEST LAP TIME : 1:38.977 DIFFERENCE : 0.146

LAP	SECTOR 1	SECTOR 2	SECTOR 3	LAP TIME	MPH	DIFF	TIME OF DAY
1 -		44.747	24.114	1:44.582	83.76	5.605	14:48:28.706
2 -	***30.742***	44.318	23.917	***1:38.977*** **(1)**	***88.50***		***14:50:07.683***
3 -	30.980	44.295	24.095	1:39.370	88.15	0.393	14:51:47.053
4 -	31.122	44.269	23.978	1:39.369 **(3)**	88.15	0.392	14:53:26.422
5 -	30.829	44.360	***23.834***	1:39.023 **(2)**	88.46	0.046	14:55:05.445
6 -	32.434	44.489	23.950	1:40.873	86.84	1.896	14:56:46.318
7 -	31.300	***44.255***	24.114	1:39.669	87.88	0.692	14:58:25.987

P4 97 Jake PACKHAM Suzuki - Gasoline alley

IDEAL LAP TIME : 1:39.183 BEST LAP TIME : 1:39.704 DIFFERENCE : 0.521

LAP	SECTOR 1	SECTOR 2	SECTOR 3	LAP TIME	MPH	DIFF	TIME OF DAY
1 -		44.744	24.004	1:45.328	83.16	5.624	14:48:29.452
2 -	31.319	44.612	24.049	1:39.980 **(3)**	87.61	0.276	14:50:09.432
3 -	31.259	44.844	24.156	1:40.259	87.37	0.555	14:51:49.691
4 -	31.439	45.296	24.263	1:40.998	86.73	1.294	14:53:30.689
5 -	31.228	44.862	24.127	1:40.217	87.40	0.513	14:55:10.906
6 -	***31.177***	44.814	***23.713***	***1:39.704*** **(1)**	***87.85***		***14:56:50.610***
7 -	31.505	***44.293***	23.970	1:39.768 **(2)**	87.80	0.064	14:58:30.378

P5 2 Andrew GILL Suzuki - RMKD Racing

IDEAL LAP TIME : 1:39.642 BEST LAP TIME : 1:40.024 DIFFERENCE : 0.382

LAP	SECTOR 1	SECTOR 2	SECTOR 3	LAP TIME	MPH	DIFF	TIME OF DAY
1 -		45.102	***23.940***	1:46.073	82.58	6.049	14:48:30.197
2 -	31.441	***44.527***	24.056	***1:40.024*** **(1)**	***87.57***		***14:50:10.221***
3 -	***31.175***	44.870	24.146	1:40.191 **(2)**	87.43	0.167	14:51:50.412
4 -	31.666	45.022	24.481	1:41.169	86.58	1.145	14:53:31.581
5 -	31.812	44.904	24.374	1:41.090	86.65	1.066	14:55:12.671
6 -	31.835	44.842	24.166	1:40.843 **(3)**	86.86	0.819	14:56:53.514
7 -	31.601	44.979	24.445	1:41.025	86.70	1.001	14:58:34.539

P6 153 Tommy STANFORD Suzuki - Team Ginge Racing

IDEAL LAP TIME : 1:40.593 BEST LAP TIME : 1:40.760 DIFFERENCE : 0.167

LAP	SECTOR 1	SECTOR 2	SECTOR 3	LAP TIME	MPH	DIFF	TIME OF DAY

Weather / Track : Sunny / Dry

Brands Hatch GP
Circuit Length = 2.4332 miles
Start: 14:46 Flag 14:58 End: 14:59

BMCRC - MRO Championships 2018 - Rnd 6 @ Brands Hatch GP

MRO Minitwins

RACE 12 - SECTOR ANALYSIS

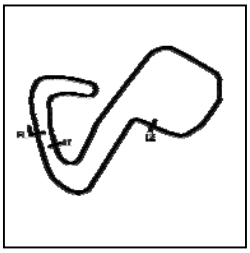

SECTOR 1 = FL to I1, SECTOR 2 = I1 to I2, SECTOR 3 = I2 to FL, DIFF = Difference To Personal Best Lap, P = Crossed Finish Line in Pit Lane, D = Time Disallowed

1 -		45.215	24.007	1:46.614	82.16	5.854	14:48:30.738
2 -	31.895	45.137	24.158	1:41.190	86.56	0.430	14:50:11.928
3 -	31.963	45.503	24.182	1:41.648	86.17	0.888	14:51:53.576
4 -	32.011	45.196	24.347	1:41.554	86.25	0.794	14:53:35.130
5 -	31.769	***45.041***	***23.950***	***1:40.760*** **(1)**	***86.93***		***14:55:15.890***
6 -	31.730	45.085	24.095	1:40.910 **(3)**	86.80	0.150	14:56:56.800
7 -	***31.602***	45.063	24.099	1:40.764 **(2)**	86.93	0.004	14:58:37.564

P7 86 Paul WITHERINGTON Suzuki - P&R plumbing

IDEAL LAP TIME : 1:40.452 BEST LAP TIME : 1:40.760 DIFFERENCE : 0.308

LAP	SECTOR 1	SECTOR 2	SECTOR 3	LAP TIME	MPH	DIFF	TIME OF DAY
1 -		***44.876***	24.016	1:45.635	82.92	4.875	14:48:29.759
2 -	33.912	45.009	24.110	1:43.031	85.02	2.271	14:50:12.790
3 -	***31.601***	45.174	24.094	1:40.869 **(2)**	86.84	0.109	14:51:53.659
4 -	32.246	45.043	24.340	1:41.629	86.19	0.869	14:53:35.288
5 -	31.816	44.969	***23.975***	***1:40.760*** **(1)**	***86.93***		***14:55:16.048***
6 -	31.825	45.114	24.022	1:40.961 **(3)**	86.76	0.201	14:56:57.009
7 -	31.605	45.017	24.401	1:41.023	86.71	0.263	14:58:38.032

P8 113 Sam ELKINS Suzuki - Me Old Man

IDEAL LAP TIME : 1:41.024 BEST LAP TIME : 1:41.126 DIFFERENCE : 0.102

LAP	SECTOR 1	SECTOR 2	SECTOR 3	LAP TIME	MPH	DIFF	TIME OF DAY
1 -		45.476	24.239	1:47.520	81.47	6.394	14:48:31.644
2 -	32.150	45.357	***24.128***	1:41.635 **(2)**	86.18	0.509	14:50:13.279
3 -	32.227	45.239	24.175	1:41.641 **(3)**	86.18	0.515	14:51:54.920
4 -	32.294	45.405	24.405	1:42.104	85.79	0.978	14:53:37.024
5 -	32.068	45.367	24.316	1:41.751	86.09	0.625	14:55:18.775
6 -	31.952	45.485	24.324	1:41.761	86.08	0.635	14:57:00.536
7 -	***31.747***	***45.149***	24.230	***1:41.126*** **(1)**	***86.62***		***14:58:41.662***

P9 19 Kevin LILLEY Suzuki - Vanson Leathers

IDEAL LAP TIME : 1:41.346 BEST LAP TIME : 1:41.507 DIFFERENCE : 0.161

LAP	SECTOR 1	SECTOR 2	SECTOR 3	LAP TIME	MPH	DIFF	TIME OF DAY
1 -		46.155	24.533	1:49.955	79.66	8.448	14:48:34.079
2 -	32.251	***45.316***	24.435	1:42.002	85.87	0.495	14:50:16.081
3 -	31.982	45.406	24.810	1:42.198	85.71	0.691	14:51:58.279
4 -	32.067	45.873	24.377	1:42.317	85.61	0.810	14:53:40.596
5 -	31.805	45.615	***24.371***	1:41.791 **(3)**	86.05	0.284	14:55:22.387
6 -	***31.659***	45.584	24.392	1:41.635 **(2)**	86.18	0.128	14:57:04.022
7 -	31.757	45.332	24.418	***1:41.507*** **(1)**	***86.29***		***14:58:45.529***

P10 21 Carl MITCHELL Suzuki - Beaute Agri AJL Garden Services

IDEAL LAP TIME : 1:42.722 BEST LAP TIME : 1:42.809 DIFFERENCE : 0.087

LAP	SECTOR 1	SECTOR 2	SECTOR 3	LAP TIME	MPH	DIFF	TIME OF DAY
1 -		46.302	24.644	1:49.923	79.69	7.114	14:48:34.047
2 -	33.377	46.187	25.124	1:44.688	83.67	1.879	14:50:18.735
3 -	33.198	46.545	25.126	1:44.869	83.53	2.060	14:52:03.604
4 -	34.243	46.058	24.824	1:45.125	83.32	2.316	14:53:48.729
5 -	32.672	45.836	***24.523***	1:43.031 **(2)**	85.02	0.222	14:55:31.760
6 -	***32.388***	***45.811***	24.610	***1:42.809*** **(1)**	***85.20***		***14:57:14.569***
7 -	32.608	45.926	24.590	1:43.124 **(3)**	84.94	0.315	14:58:57.693

P11 96 Dan HARRIS Suzuki - HP Racing

IDEAL LAP TIME : 1:42.906 BEST LAP TIME : 1:43.156 DIFFERENCE : 0.250

LAP	SECTOR 1	SECTOR 2	SECTOR 3	LAP TIME	MPH	DIFF	TIME OF DAY
1 -		46.370	24.740	1:49.346	80.11	6.190	14:48:33.470
2 -	32.624	46.025	24.790	1:43.439 **(2)**	84.68	0.283	14:50:16.909
3 -	***32.427***	45.988	25.097	1:43.512 **(3)**	84.62	0.356	14:52:00.421
4 -	33.279	46.451	25.253	1:44.983	83.44	1.827	14:53:45.404

Weather / Track : Sunny / Dry

Brands Hatch GP
Circuit Length = 2.4332 miles
Start: 14:46 Flag 14:58 End: 14:59

BMCRC - MRO Championships 2018 - Rnd 6 @ Brands Hatch GP

MRO Minitwins

RACE 12 - SECTOR ANALYSIS

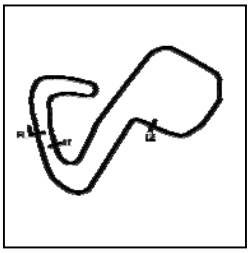

SECTOR 1 = FL to I1, SECTOR 2 = I1 to I2, SECTOR 3 = I2 to FL, DIFF = Difference To Personal Best Lap, P = Crossed Finish Line in Pit Lane, D = Time Disallowed

5 -	33.227	46.733	25.290	1:45.250	83.22	2.094	14:55:30.654
6 -	33.019	46.543	***24.665***	1:44.227	84.04	1.071	14:57:14.881
7 -	32.651	***45.814***	24.691	***1:43.156*** **(1)**	***84.91***		***14:58:58.037***

P12 84 Ricardo BRANCO Suzuki - IMP Racing

IDEAL LAP TIME : 1:43.315 BEST LAP TIME : 1:43.453 DIFFERENCE : 0.138

LAP	SECTOR 1	SECTOR 2	SECTOR 3	LAP TIME	MPH	DIFF	TIME OF DAY
1 -		46.578	24.686	1:49.681	79.86	6.228	14:48:33.805
2 -	33.313	46.434	24.820	1:44.567	83.77	1.114	14:50:18.372
3 -	33.310	46.537	25.105	1:44.952	83.46	1.499	14:52:03.324
4 -	33.918	46.945	24.800	1:45.663	82.90	2.210	14:53:48.987
5 -	33.232	46.459	24.857	1:44.548 **(3)**	83.78	1.095	14:55:33.535
6 -	33.339	46.195	***24.632***	1:44.166 **(2)**	84.09	0.713	14:57:17.701
7 -	***32.659***	***46.024***	24.770	***1:43.453*** **(1)**	***84.67***		***14:59:01.154***

P13 81 Malvern MAY Suzuki -

IDEAL LAP TIME : 1:43.149 BEST LAP TIME : 1:43.300 DIFFERENCE : 0.151

LAP	SECTOR 1	SECTOR 2	SECTOR 3	LAP TIME	MPH	DIFF	TIME OF DAY
1 -		46.518	***24.678***	1:50.407	79.34	7.107	14:48:34.531
2 -	33.215	46.264	25.107	1:44.586	83.75	1.286	14:50:19.117
3 -	33.196	46.375	25.125	1:44.696	83.66	1.396	14:52:03.813
4 -	33.729	46.832	24.975	1:45.536	83.00	2.236	14:53:49.349
5 -	33.123	46.392	24.996	1:44.511 **(3)**	83.81	1.211	14:55:33.860
6 -	32.736	46.563	24.899	1:44.198 **(2)**	84.06	0.898	14:57:18.058
7 -	***32.209***	***46.262***	24.829	***1:43.300*** **(1)**	***84.80***		***14:59:01.358***

P14 28 Dominic VEASEY Suzuki - Veasey Racing

IDEAL LAP TIME : 1:43.133 BEST LAP TIME : 1:43.588 DIFFERENCE : 0.455

LAP	SECTOR 1	SECTOR 2	SECTOR 3	LAP TIME	MPH	DIFF	TIME OF DAY
1 -		46.494	***24.386***	1:50.936	78.96	7.348	14:48:35.060
2 -	32.865	46.324	24.930	1:44.119 **(2)**	84.13	0.531	14:50:19.179
3 -	33.316	46.545	24.841	1:44.702	83.66	1.114	14:52:03.881
4 -	34.188	46.620	24.828	1:45.636	82.92	2.048	14:53:49.517
5 -	33.388	46.317	24.787	1:44.492	83.83	0.904	14:55:34.009
6 -	33.143	46.523	24.760	1:44.426 **(3)**	83.88	0.838	14:57:18.435
7 -	***32.536***	***46.211***	24.841	***1:43.588*** **(1)**	***84.56***		***14:59:02.023***

P15 13 Wil GREEN Suzuki - Faith Fueled Racing

IDEAL LAP TIME : 1:44.220 BEST LAP TIME : 1:44.458 DIFFERENCE : 0.238

LAP	SECTOR 1	SECTOR 2	SECTOR 3	LAP TIME	MPH	DIFF	TIME OF DAY
1 -		46.407	24.919	1:50.877	79.00	6.419	14:48:35.001
2 -	***33.063***	46.565	***24.830***	***1:44.458*** **(1)**	***83.85***		***14:50:19.459***
3 -	33.200	46.560	24.938	1:44.698 **(3)**	83.66	0.240	14:52:04.157
4 -	34.172	46.546	25.094	1:45.812	82.78	1.354	14:53:49.969
5 -	33.186	***46.327***	24.968	1:44.481 **(2)**	83.84	0.023	14:55:34.450
6 -	33.522	46.877	25.034	1:45.433	83.08	0.975	14:57:19.883
7 -	33.097	47.796	25.958	1:46.851	81.98	2.393	14:59:06.734

P16 56 Ed GRANTHAM Suzuki - eb7 Bright Thinking Property Development

IDEAL LAP TIME : 1:44.274 BEST LAP TIME : 1:44.499 DIFFERENCE : 0.225

LAP	SECTOR 1	SECTOR 2	SECTOR 3	LAP TIME	MPH	DIFF	TIME OF DAY
1 -		46.895	***24.781***	1:51.795	78.35	7.296	14:48:35.919
2 -	***33.221***	***46.272***	25.006	***1:44.499*** **(1)**	***83.82***		***14:50:20.418***
3 -	33.871	46.542	25.448	1:45.861	82.74	1.362	14:52:06.279
4 -	33.433	46.767	25.289	1:45.489 **(2)**	83.04	0.990	14:53:51.768
5 -	33.485	47.170	25.140	1:45.795 **(3)**	82.80	1.296	14:55:37.563
6 -	33.273	47.390	25.688	1:46.351	82.36	1.852	14:57:23.914
7 -	33.480	47.670	25.520	1:46.670	82.12	2.171	14:59:10.584

Weather / Track : Sunny / Dry

Brands Hatch GP
Circuit Length = 2.4332 miles
Start: 14:46 Flag 14:58 End: 14:59

BMCRC - MRO Championships 2018 - Rnd 6 @ Brands Hatch GP

MRO Minitwins

RACE 12 - SECTOR ANALYSIS

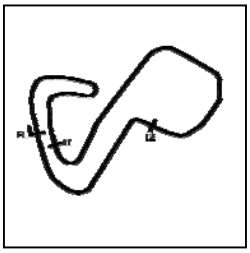

SECTOR 1 = FL to I1, SECTOR 2 = I1 to I2, SECTOR 3 = I2 to FL, DIFF = Difference To Personal Best Lap, P = Crossed Finish Line in Pit Lane, D = Time Disallowed

P17 14 Nick KILLWORTH Suzuki -

IDEAL LAP TIME : 1:43.998 BEST LAP TIME : 1:43.998 DIFFERENCE : 0.000

LAP	SECTOR 1	SECTOR 2	SECTOR 3	LAP TIME	MPH	DIFF	TIME OF DAY
1 -		48.955	25.356	1:56.577	75.14	12.579	14:48:40.701
2 -	34.321	47.145	25.780	1:47.246	81.67	3.248	14:50:27.947
3 -	34.322	48.093	25.274	1:47.689	81.34	3.691	14:52:15.636
4 -	34.468	48.371	25.584	1:48.423	80.79	4.425	14:54:04.059
5 -	33.121	46.788	24.828	1:44.737 **(2)**	83.63	0.739	14:55:48.796
6 -	***32.827***	***46.360***	***24.811***	***1:43.998*** **(1)**	***84.23***		***14:57:32.794***
7 -	33.091	47.227	24.824	1:45.142 **(3)**	83.31	1.144	14:59:17.936

P18 221 Simon FINCH Suzuki - BlueCloud Projects Ltd

IDEAL LAP TIME : 1:45.689 BEST LAP TIME : 1:46.225 DIFFERENCE : 0.536

LAP	SECTOR 1	SECTOR 2	SECTOR 3	LAP TIME	MPH	DIFF	TIME OF DAY
1 -		47.216	***25.014***	1:53.062	77.47	6.837	14:48:37.186
2 -	33.787	***47.145***	25.293	***1:46.225*** **(1)**	***82.46***		***14:50:23.411***
3 -	33.589	47.662	25.257	1:46.508 **(2)**	82.24	0.283	14:52:09.919
4 -	33.849	47.620	25.145	1:46.614 **(3)**	82.16	0.389	14:53:56.533
5 -	***33.530***	47.896	25.425	1:46.851	81.98	0.626	14:55:43.384
6 -	33.647	48.362	25.582	1:47.591	81.41	1.366	14:57:30.975
7 -	33.998	48.145	25.237	1:47.380	81.57	1.155	14:59:18.355

P19 23 Claire BECKETT Suzuki - Cowpers Oak

IDEAL LAP TIME : 1:46.558 BEST LAP TIME : 1:47.020 DIFFERENCE : 0.462

LAP	SECTOR 1	SECTOR 2	SECTOR 3	LAP TIME	MPH	DIFF	TIME OF DAY
1 -		48.528	25.618	1:55.676	75.72	8.656	14:48:39.800
2 -	***33.850***	47.981	25.907	1:47.738	81.30	0.718	14:50:27.538
3 -	34.046	48.008	25.419	1:47.473 **(3)**	81.50	0.453	14:52:15.011
4 -	34.428	48.318	26.456	1:49.202	80.21	2.182	14:54:04.213
5 -	34.574	***47.646***	25.478	1:47.698	81.33	0.678	14:55:51.911
6 -	34.016	47.817	25.293	1:47.126 **(2)**	81.77	0.106	14:57:39.037
7 -	34.269	47.689	***25.062***	***1:47.020*** **(1)**	***81.85***		***14:59:26.057***

P20 77 Mark HAZELGROVE Suzuki -

IDEAL LAP TIME : 1:46.624 BEST LAP TIME : 1:47.154 DIFFERENCE : 0.530

LAP	SECTOR 1	SECTOR 2	SECTOR 3	LAP TIME	MPH	DIFF	TIME OF DAY
1 -		48.959	***25.375***	1:56.408	75.25	9.254	14:48:40.532
2 -	***33.632***	47.714	25.933	1:47.279 **(3)**	81.65	0.125	14:50:27.811
3 -	34.265	47.907	25.546	1:47.718	81.32	0.564	14:52:15.529
4 -	34.327	48.203	26.060	1:48.590	80.66	1.436	14:54:04.119
5 -	33.974	***47.617***	25.563	***1:47.154*** **(1)**	***81.75***		***14:55:51.273***
6 -	33.876	47.839	25.531	1:47.246 **(2)**	81.67	0.092	14:57:38.519
7 -	35.206	48.181	25.420	1:48.807	80.50	1.653	14:59:27.326

P21 181 Robert FRANKLIN Suzuki - RCF GARDENS

IDEAL LAP TIME : 1:47.548 BEST LAP TIME : 1:48.066 DIFFERENCE : 0.518

LAP	SECTOR 1	SECTOR 2	SECTOR 3	LAP TIME	MPH	DIFF	TIME OF DAY
1 -		49.652	***25.389***	1:56.061	75.47	7.995	14:48:40.185
2 -	34.577	***47.958***	25.531	***1:48.066*** **(1)**	***81.06***		***14:50:28.251***
3 -	***34.201***	48.401	25.487	1:48.089 **(2)**	81.04	0.023	14:52:16.340
4 -	34.878	48.691	25.912	1:49.481	80.01	1.415	14:54:05.821
5 -	34.257	48.446	25.932	1:48.635 **(3)**	80.63	0.569	14:55:54.456
6 -	34.914	48.866	25.845	1:49.625	79.90	1.559	14:57:44.081
7 -	34.212	48.705	25.912	1:48.829	80.49	0.763	14:59:32.910

P22 43 Robert DAVIE Suzuki -

IDEAL LAP TIME : 1:47.417 BEST LAP TIME : 1:47.571 DIFFERENCE : 0.154

LAP	SECTOR 1	SECTOR 2	SECTOR 3	LAP TIME	MPH	DIFF	TIME OF DAY

Weather / Track : Sunny / Dry

Brands Hatch GP
Circuit Length = 2.4332 miles
Start: 14:46 Flag 14:58 End: 14:59

BMCRC - MRO Championships 2018 - Rnd 6 @ Brands Hatch GP

MRO Minitwins

RACE 12 - SECTOR ANALYSIS

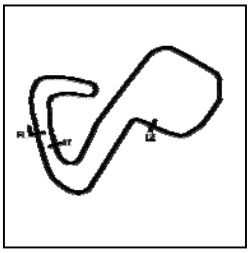

SECTOR 1 = FL to I1, SECTOR 2 = I1 to I2, SECTOR 3 = I2 to FL, DIFF = Difference To Personal Best Lap, P = Crossed Finish Line in Pit Lane, D = Time Disallowed

1 -		48.780	***25.170***	1:56.848		74.96	9.277	14:48:40.972
2 -	34.620	***47.730***	25.221	***1:47.571***	**(1)**	***81.43***		***14:50:28.543***
3 -	***34.517***	48.313	25.358	1:48.188	**(2)**	80.96	0.617	14:52:16.731
4 -	34.678	49.192	25.745	1:49.615		79.91	2.044	14:54:06.346
5 -	34.650	47.973	25.712	1:48.335	**(3)**	80.85	0.764	14:55:54.681
6 -	34.866	49.271	25.413	1:49.550		79.96	1.979	14:57:44.231
7 -	34.522	48.591	25.634	1:48.747		80.55	1.176	14:59:32.978

P23 16 Geoff LANSDELL Suzuki - EPG Domestic

IDEAL LAP TIME : 1:49.511 BEST LAP TIME : 1:49.931 DIFFERENCE : 0.420

LAP	SECTOR 1	SECTOR 2	SECTOR 3	LAP TIME		MPH	DIFF	TIME OF DAY
1 -		49.308	25.899	1:58.195		74.11	8.264	14:48:42.319
2 -	***34.921***	48.882	26.128	***1:49.931***	**(1)**	***79.68***		***14:50:32.250***
3 -	35.059	49.204	25.955	1:50.218	**(3)**	79.47	0.287	14:52:22.468
4 -	35.751	***48.747***	25.994	1:50.492		79.28	0.561	14:54:12.960
5 -	35.241	49.030	25.878	1:50.149	**(2)**	79.52	0.218	14:56:03.109
6 -	34.945	49.450	25.928	1:50.323		79.40	0.392	14:57:53.432
7 -	35.370	49.152	***25.843***	1:50.365		79.37	0.434	14:59:43.797

P24 74 Daniel SINGLETON Suzuki - me

IDEAL LAP TIME : 1:38.833 BEST LAP TIME : 1:38.996 DIFFERENCE : 0.163

LAP	SECTOR 1	SECTOR 2	SECTOR 3	LAP TIME		MPH	DIFF	TIME OF DAY
1 -		44.688	23.719	1:44.804		83.58	5.808	14:48:28.928
2 -	***30.933***	44.367	***23.696***	***1:38.996***	**(1)**	***88.48***		***14:50:07.924***
3 -	31.042	***44.204***	23.864	1:39.110	**(2)**	88.38	0.114	14:51:47.034

P25 59 Benn RIDGWELL Suzuki -

IDEAL LAP TIME : 1:52.991 BEST LAP TIME : 1:53.363 DIFFERENCE : 0.372

LAP	SECTOR 1	SECTOR 2	SECTOR 3	LAP TIME		MPH	DIFF	TIME OF DAY
1 -		***50.469***	***26.474***	2:00.640		72.61	7.277	14:48:44.764
2 -	***36.048***	50.483	26.832	***1:53.363***	**(1)**	***77.27***		***14:50:38.127***
3 -	36.969	51.337	27.116	1:55.422	**(2)**	75.89	2.059	14:52:33.549

Weather / Track : Sunny / Dry

Brands Hatch GP
Circuit Length = 2.4332 miles
Start: 14:46 Flag 14:58 End: 14:59

BMCRC - MRO Championships 2018 - Rnd 6 @ Brands Hatch GP

MRO Minitwins

RACE 12 - BEST SECTORS

	SECTOR 1			SECTOR 2			SECTOR 3			IDEAL / BEST COMPARISON					
POS	NO	NAME	TIME	NO	NAME	TIME	NO	NAME	TIME	POS	NO	NAME	IDEAL	BEST	DIFF
												PERFECT LAP	1:38.121		
1	26	DAVIES	30.742	78	POVAH	43.860	78	POVAH	23.519	1	78	POVAH	1:38.583	1:38.624	0.041
2	74	SINGLETON	30.933	777	WILLIAMS	44.078	74	SINGLETON	23.696	2	777	WILLIAMS	1:38.769	1:38.906	0.137
3	777	WILLIAMS	30.968	74	SINGLETON	44.204	97	PACKHAM	23.713	3	26	DAVIES	1:38.831	1:38.977	0.146
4	2	GILL	31.175	26	DAVIES	44.255	777	WILLIAMS	23.723	4	74	SINGLETON	1:38.833	1:38.996	0.163
5	97	PACKHAM	31.177	97	PACKHAM	44.293	26	DAVIES	23.834	5	97	PACKHAM	1:39.183	1:39.704	0.521
6	78	POVAH	31.204	2	GILL	44.527	2	GILL	23.940	6	2	GILL	1:39.642	1:40.024	0.382
7	86	WITHERINGTON	31.601	86	WITHERINGTON	44.876	153	STANFORD	23.950	7	86	WITHERINGTON	1:40.452	1:40.760	0.308
8	153	STANFORD	31.602	153	STANFORD	45.041	86	WITHERINGTON	23.975	8	153	STANFORD	1:40.593	1:40.760	0.167
9	19	LILLEY	31.659	113	ELKINS	45.149	113	ELKINS	24.128	9	113	ELKINS	1:41.024	1:41.126	0.102
10	113	ELKINS	31.747	19	LILLEY	45.316	19	LILLEY	24.371	10	19	LILLEY	1:41.346	1:41.507	0.161
11	81	MAY	32.209	21	MITCHELL	45.811	28	VEASEY	24.386	11	21	MITCHELL	1:42.722	1:42.809	0.087
12	21	MITCHELL	32.388	96	HARRIS	45.814	21	MITCHELL	24.523	12	96	HARRIS	1:42.906	1:43.156	0.250
13	96	HARRIS	32.427	84	BRANCO	46.024	84	BRANCO	24.632	13	28	VEASEY	1:43.133	1:43.588	0.455
14	28	VEASEY	32.536	28	VEASEY	46.211	96	HARRIS	24.665	14	81	MAY	1:43.149	1:43.300	0.151
15	84	BRANCO	32.659	81	MAY	46.262	81	MAY	24.678	15	84	BRANCO	1:43.315	1:43.453	0.138
16	14	KILLWORTH	32.827	56	GRANTHAM	46.272	56	GRANTHAM	24.781	16	14	KILLWORTH	1:43.998	1:43.998	0.000
17	13	GREEN	33.063	13	GREEN	46.327	14	KILLWORTH	24.811	17	13	GREEN	1:44.220	1:44.458	0.238
18	56	GRANTHAM	33.221	14	KILLWORTH	46.360	13	GREEN	24.830	18	56	GRANTHAM	1:44.274	1:44.499	0.225
19	221	FINCH	33.530	221	FINCH	47.145	221	FINCH	25.014	19	221	FINCH	1:45.689	1:46.225	0.536
20	77	HAZELGROVE	33.632	77	HAZELGROVE	47.617	23	BECKETT	25.062	20	23	BECKETT	1:46.558	1:47.020	0.462
21	23	BECKETT	33.850	23	BECKETT	47.646	43	DAVIE	25.170	21	77	HAZELGROVE	1:46.624	1:47.154	0.530
22	181	FRANKLIN	34.201	43	DAVIE	47.730	77	HAZELGROVE	25.375	22	43	DAVIE	1:47.417	1:47.571	0.154
23	43	DAVIE	34.517	181	FRANKLIN	47.958	181	FRANKLIN	25.389	23	181	FRANKLIN	1:47.548	1:48.066	0.518
24	16	LANSDELL	34.921	16	LANSDELL	48.747	16	LANSDELL	25.843	24	16	LANSDELL	1:49.511	1:49.931	0.420
25	59	RIDGWELL	36.048	59	RIDGWELL	50.469	59	RIDGWELL	26.474	25	59	RIDGWELL	1:52.991	1:53.363	0.372

Weather / Track : Sunny / Dry

Brands Hatch GP
Circuit Length = 2.4332 miles
Start: 14:46 Flag 14:58 End: 14:59

Results can be found at www.tsl-timing.com

Printed - 15:00 Sunday, 08 July 2018

BMCRC-MRO Championships 2018

Team Green Junior Cup / Senior 300 Series

Brands Hatch GP

7th & 8th July 2018

Results Provided by Timing Solutions Ltd
www.tsl-timing.com

Brands Hatch GP

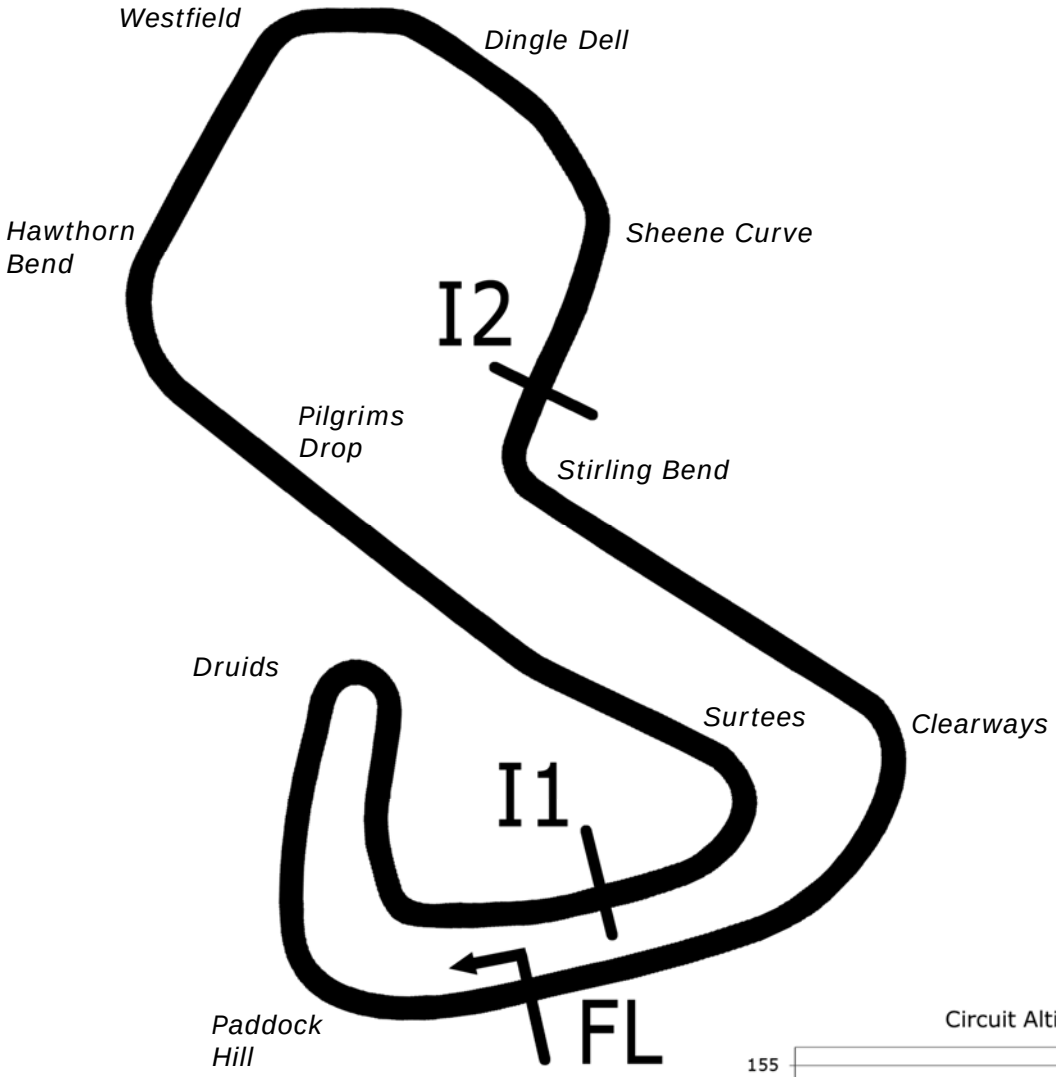

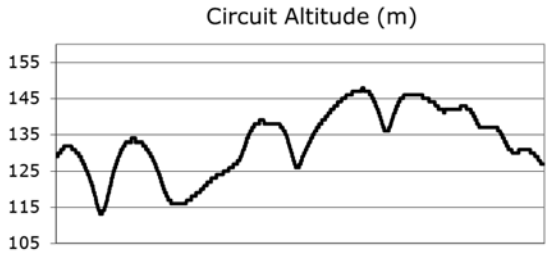

Length	2.4332 miles	3916.0 m	
FL		51.36032 N	0.26032 E
I1	1116m	51.35934 N	0.25955 E
I2	2928m	51.35532 N	0.26250 E
Pit Entry	3646m	51.35911 N	0.25743 E
Pit Exit	26m after FL	51.36027 N	0.26078 E

Pit Entry–Pit Exit 277m, 16.6s @60kph, 12.4s @80kph

All results available at www.tsl-timing.com

BMCRC - MRO Championships 2018 - Rnd 6 @ Brands Hatch GP

ACU Team Green Junior Cup & Senior 300

QUALIFYING - CLASSIFICATION

POS	NO	CL	PIC	NAME	ENTRY	TIME	ON	LAPS	GAP	DIFF	MPH
1	86	S	1	Jamie KELMAN	Kawasaki - Fastlane motorcycles	1:48.987	4	6			80.37
2	77	S	2	Steve JORDAN	Kawasaki - stevejordan motorcycles/Bernard Elliott	1:50.524	5	7	1.537	1.537	79.25
3	67	S	3	Tony MORRIS	Kawasaki - Chippy racing team	1:51.491	6	6	2.504	0.967	78.56
4	99	S	4	Damian ROWLEY	Kawasaki -	1:51.803	6	6	2.816	0.312	78.35
5	28	S	5	Leon STEWART	Kawasaki -	1:51.821	4	4	2.834	0.018	78.33
6	29	S	6	Charlie STONE	Kawasaki -	1:51.915	6	6	2.928	0.094	78.27
7	20	S	7	Kai DICKINSON	Kawasaki - www.docklandsriders.org.uk	1:52.209	6	6	3.222	0.294	78.06
8	6	S	8	Martin COOPER	Kawasaki -	1:52.211	5	6	3.224	0.002	78.06
9	23	J	1	Joe ELLIS	Kawasaki -	1:52.527	6	6	3.540	0.316	77.84
10	861	J	2	Owen JENNER	Kawasaki -	1:52.544	6	6	3.557	0.017	77.83
11	38	S	9	Bob COUCHMAN	Kawasaki - Pinky Janey	1:52.752	5	6	3.765	0.208	77.69
12	4	J	3	James DUTTON	Kawasaki -	1:53.402	3	6	4.415	0.650	77.24
13	888	S	10	Jeff MORRIS	Kawazaki -	1:55.314	6	6	6.327	1.912	75.96
14	18	J	4	Indy OFFER	Kawasaki - Ace osteopaths	1:55.536	4	6	6.549	0.222	75.81
15	88	S	11	David COURT	Kawasaki -	1:56.821	4	6	7.834	1.285	74.98
16	122	S	12	Paul WILSON	Kawasaki -	1:58.406	3	5	9.419	1.585	73.98
17	48	S	13	Kevin SABBARTON	Kawasaki -	1:59.142	6	6	10.155	0.736	73.52
18	21	S	14	Paul FRANCOMB	Kawasaki -	1:59.201	5	6	10.214	0.059	73.48
19	41	J	5	Kyal TINKER	Kawasaki - Aquatix-2u Ltd	1:59.717	6	6	10.730	0.516	73.17
20	42	J	6	Christopher JOHNSON	Kawasaki -	2:00.314	5	5	11.327	0.597	72.80
21	30	S	15	Malcolm HOWELL	Kawasaki -	2:00.555	4	5	11.568	0.241	72.66
22	33	J	7	Jarrod WRIGHT	Kawasaki - elp racing	2:01.185	5	6	12.198	0.630	72.28
23	66	S	16	Nigel FRANKLIN	Kawasaki - Jane Franklin	2:02.117	5	6	13.130	0.932	71.73
24	44	S	17	Duane SUTCH	Kawasaki - Shawell Tuning and Racing Serv	2:02.202	5	5	13.215	0.085	71.68
25	27	S	18	Andrew BUTTERS	Kawasaki -	2:03.660	6	6	14.673	1.458	70.83
26	111	S	19	Trevor REEVE	Kawasaki -	2:04.225	3	5	15.238	0.565	70.51
27	43	S	20	Colin HALL	Kawasaki -	2:08.164	5	5	19.177	3.939	68.34
28	32	S	21	John MACKNESS	Kawasaki - ME	2:11.932	5	5	22.945	3.768	66.39
29	133	S	22	Peter WOOLFALL	Kawasaki - Salisbury Cleaning Services	2:13.704	5	5	24.717	1.772	65.51
30	11	S	23	Gary HARVEY	Kawasaki - NR Racing	2:20.737	5	5	31.750	7.033	62.24

Brands Hatch GP
Circuit Length = 2.4332 miles
Start: 09:00 Flag 09:12 End: 09:14

Weather / Track : Sunny / Dry

These results are provisional until the conclusion of any judicial and technical matters.

Clerk Of Course :		Timekeeper :

Results can be found at www.tsl-timing.com

Printed - 09:14 Saturday, 07 July 2018

BMCRC - MRO Championships 2018 - Rnd 6 @ Brands Hatch GP

ACU Team Green Junior Cup & Senior 300

QUALIFYING - SECTOR ANALYSIS

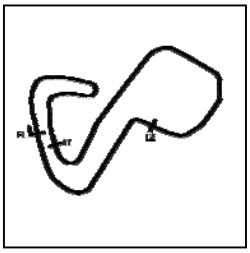

SECTOR 1 = FL to I1, SECTOR 2 = I1 to I2, SECTOR 3 = I2 to FL, DIFF = Difference To Personal Best Lap, P = Crossed Finish Line in Pit Lane, D = Time Disallowed

P1 86 S Jamie KELMAN Kawasaki - Fastlane motorcycles

IDEAL LAP TIME : 1:48.540 BEST LAP TIME : 1:48.987 DIFFERENCE : 0.447

LAP	SECTOR 1	SECTOR 2	SECTOR 3	LAP TIME	MPH	DIFF	TIME OF DAY
1 -	35.594	51.217	26.609	1:53.420	77.23	4.433	09:04:38.275
2 -	34.117	50.470	27.054	1:51.641	78.46	2.654	09:06:29.916
3 -	34.350	50.205	26.402	1:50.957	78.94	1.970	09:08:20.873
4 -	33.742	49.016	***26.229***	***1:48.987*** **(1)**	***80.37***		***09:10:09.860***
5 -	***33.569***	49.418	26.472	1:49.459 **(2)**	80.02	0.472	09:11:59.319
6 -	33.688	***48.742***	27.193	1:49.623 **(3)**	79.90	0.636	09:13:48.942

P2 77 S Steve JORDAN Kawasaki - stevejordan motorcycles/Bernard Elliott

IDEAL LAP TIME : 1:50.143 BEST LAP TIME : 1:50.524 DIFFERENCE : 0.381

LAP	SECTOR 1	SECTOR 2	SECTOR 3	LAP TIME	MPH	DIFF	TIME OF DAY
1 -	35.931	51.670	27.446	1:55.047	76.14	4.523	09:03:22.973
2 -	34.468	50.705	26.901	1:52.074	78.16	1.550	09:05:15.047
3 -	34.561	50.110	26.784	1:51.455 **(3)**	78.59	0.931	09:07:06.502
4 -	***34.221***	50.768	26.662	1:51.651	78.45	1.127	09:08:58.153
5 -	34.475	***49.538***	26.511	***1:50.524*** **(1)**	***79.25***		***09:10:48.677***
6 -	34.685	50.302	26.586	1:51.573	78.51	1.049	09:12:40.250
7 -	34.458	49.931	***26.384***	1:50.773 **(2)**	79.07	0.249	09:14:31.023

P3 67 S Tony MORRIS Kawasaki - Chippy racing team

IDEAL LAP TIME : 1:51.278 BEST LAP TIME : 1:51.491 DIFFERENCE : 0.213

LAP	SECTOR 1	SECTOR 2	SECTOR 3	LAP TIME	MPH	DIFF	TIME OF DAY
1 -	36.099	50.817	27.278	1:54.194	76.71	2.703	09:03:25.334
2 -	35.000	50.217	27.255	1:52.472 **(3)**	77.88	0.981	09:05:17.806
3 -	35.088	50.828	27.028	1:52.944	77.55	1.453	09:07:10.750
4 -	34.887	50.594	27.153	1:52.634	77.77	1.143	09:09:03.384
5 -	***34.569***	50.178	27.166	1:51.913 **(2)**	78.27	0.422	09:10:55.297
6 -	34.782	***49.770***	***26.939***	***1:51.491*** **(1)**	***78.56***		***09:12:46.788***

P4 99 S Damian ROWLEY Kawasaki -

IDEAL LAP TIME : 1:51.494 BEST LAP TIME : 1:51.803 DIFFERENCE : 0.309

LAP	SECTOR 1	SECTOR 2	SECTOR 3	LAP TIME	MPH	DIFF	TIME OF DAY
1 -	36.398	50.945	27.210	1:54.553	76.46	2.750	09:03:24.411
2 -	35.368	50.420	27.198	1:52.986 **(3)**	77.53	1.183	09:05:17.397
3 -	35.440	50.679	27.100	1:53.219	77.37	1.416	09:07:10.616
4 -	***34.898***	52.264	27.126	1:54.288	76.64	2.485	09:09:04.904
5 -	35.059	50.210	***26.838***	1:52.107 **(2)**	78.13	0.304	09:10:57.011
6 -	35.102	***49.758***	26.943	***1:51.803*** **(1)**	***78.35***		***09:12:48.814***

P5 28 S Leon STEWART Kawasaki -

IDEAL LAP TIME : 1:51.744 BEST LAP TIME : 1:51.821 DIFFERENCE : 0.077

LAP	SECTOR 1	SECTOR 2	SECTOR 3	LAP TIME	MPH	DIFF	TIME OF DAY
1 -	36.466	53.302	27.301	1:57.069	74.82	5.248	09:03:28.316
2 -	35.180	51.995	***27.014***	1:54.189 **(3)**	76.71	2.368	09:05:22.505
3 -	34.543	51.481	27.018	1:53.042 **(2)**	77.49	1.221	09:07:15.547
4 -	***34.501***	***50.229***	27.091	***1:51.821*** **(1)**	***78.33***		***09:09:07.368***

P6 29 S Charlie STONE Kawasaki -

IDEAL LAP TIME : 1:51.657 BEST LAP TIME : 1:51.915 DIFFERENCE : 0.258

LAP	SECTOR 1	SECTOR 2	SECTOR 3	LAP TIME	MPH	DIFF	TIME OF DAY
1 -	36.326	51.680	27.820	1:55.826	75.62	3.911	09:03:27.587
2 -	35.310	50.366	27.371	1:53.047 **(3)**	77.48	1.132	09:05:20.634
3 -	35.399	50.891	27.293	1:53.583	77.12	1.668	09:07:14.217
4 -	34.847	50.142	28.069	1:53.058	77.48	1.143	09:09:07.275
5 -	***34.648***	50.017	27.310	1:51.975 **(2)**	78.23	0.060	09:10:59.250
6 -	34.906	***49.922***	***27.087***	***1:51.915*** **(1)**	***78.27***		***09:12:51.165***

Weather / Track : Sunny / Dry

Brands Hatch GP
Circuit Length = 2.4332 miles
Start: 09:00 Flag 09:12 End: 09:14

BMCRC - MRO Championships 2018 - Rnd 6 @ Brands Hatch GP

ACU Team Green Junior Cup & Senior 300

QUALIFYING - SECTOR ANALYSIS

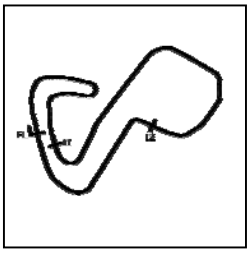

SECTOR 1 = FL to I1, SECTOR 2 = I1 to I2, SECTOR 3 = I2 to FL, DIFF = Difference To Personal Best Lap, P = Crossed Finish Line in Pit Lane, D = Time Disallowed

P7 20 S Kai DICKINSON Kawasaki - www.docklandsriders.org.uk

IDEAL LAP TIME : 1:51.622 BEST LAP TIME : 1:52.209 DIFFERENCE : 0.587

LAP	SECTOR 1	SECTOR 2	SECTOR 3	LAP TIME	MPH	DIFF	TIME OF DAY
1 -	35.898	56.293	27.640	1:59.831	73.10	7.622	09:04:54.757
2 -	35.224	50.493	28.975	1:54.692	76.37	2.483	09:06:49.449
3 -	35.058	50.368	***27.167***	1:52.593 **(2)**	77.80	0.384	09:08:42.042
4 -	35.504	50.284	27.221	1:53.009 **(3)**	77.51	0.800	09:10:35.051
5 -	***34.410***	51.501	27.390	1:53.301	77.31	1.092	09:12:28.352
6 -	34.996	***50.045***	27.168	***1:52.209*** **(1)**	***78.06***		***09:14:20.561***

P8 6 S Martin COOPER Kawasaki -

IDEAL LAP TIME : 1:51.869 BEST LAP TIME : 1:52.211 DIFFERENCE : 0.342

LAP	SECTOR 1	SECTOR 2	SECTOR 3	LAP TIME	MPH	DIFF	TIME OF DAY
1 -	36.280	52.050	27.075	1:55.405	75.90	3.194	09:03:27.489
2 -	35.711	50.469	26.932	1:53.112	77.44	0.901	09:05:20.601
3 -	34.980	50.712	***26.883***	1:52.575	77.81	0.364	09:07:13.176
4 -	34.963	50.478	26.912	1:52.353 **(2)**	77.96	0.142	09:09:05.529
5 -	***34.870***	50.177	27.164	***1:52.211*** **(1)**	***78.06***		***09:10:57.740***
6 -	35.271	***50.116***	26.995	1:52.382 **(3)**	77.94	0.171	09:12:50.122

P9 23 J Joe ELLIS Kawasaki -

IDEAL LAP TIME : 1:51.952 BEST LAP TIME : 1:52.527 DIFFERENCE : 0.575

LAP	SECTOR 1	SECTOR 2	SECTOR 3	LAP TIME	MPH	DIFF	TIME OF DAY
1 -	41.329	56.278	29.226	2:06.833	69.06	14.306	09:04:43.984
2 -	37.648	53.877	27.519	1:59.044	73.58	6.517	09:06:43.028
3 -	35.956	52.958	27.815	1:56.729	75.04	4.202	09:08:39.757
4 -	35.525	50.917	27.839	1:54.281 **(2)**	76.65	1.754	09:10:34.038
5 -	35.373	52.796	***27.030***	1:55.199 **(3)**	76.04	2.672	09:12:29.237
6 -	***34.951***	***49.971***	27.605	***1:52.527*** **(1)**	***77.84***		***09:14:21.764***

P10 861 J Owen JENNER Kawasaki -

IDEAL LAP TIME : 1:51.816 BEST LAP TIME : 1:52.544 DIFFERENCE : 0.728

LAP	SECTOR 1	SECTOR 2	SECTOR 3	LAP TIME	MPH	DIFF	TIME OF DAY
1 -	37.509	54.902	28.426	2:00.837	72.49	8.293	09:03:38.302
2 -	35.704	53.594	27.966	3:04.264	47.53	1:11.720	09:06:42.566
3 -	35.353	53.498	27.697	1:56.548	75.16	4.004	09:08:39.114
4 -	***34.804***	51.698	28.505	1:55.007 **(3)**	76.16	2.463	09:10:34.121
5 -	35.008	52.812	***27.033***	1:54.853 **(2)**	76.27	2.309	09:12:28.974
6 -	34.855	***49.979***	27.710	***1:52.544*** **(1)**	***77.83***		***09:14:21.518***

P11 38 S Bob COUCHMAN Kawasaki - Pinky Janey

IDEAL LAP TIME : 1:52.529 BEST LAP TIME : 1:52.752 DIFFERENCE : 0.223

LAP	SECTOR 1	SECTOR 2	SECTOR 3	LAP TIME	MPH	DIFF	TIME OF DAY
1 -	39.230	55.730	28.122	2:03.082	71.17	10.330	09:04:10.981
2 -	36.344	51.973	28.179	1:56.496	75.19	3.744	09:06:07.477
3 -	35.701	51.494	27.609	1:54.804	76.30	2.052	09:08:02.281
4 -	34.991	51.430	27.182	1:53.603 **(3)**	77.10	0.851	09:09:55.884
5 -	34.927	50.778	***27.047***	***1:52.752*** **(1)**	***77.69***		***09:11:48.636***
6 -	***34.881***	***50.601***	27.740	1:53.222 **(2)**	77.36	0.470	09:13:41.858

P12 4 J James DUTTON Kawasaki -

IDEAL LAP TIME : 1:53.006 BEST LAP TIME : 1:53.402 DIFFERENCE : 0.396

LAP	SECTOR 1	SECTOR 2	SECTOR 3	LAP TIME	MPH	DIFF	TIME OF DAY
1 -	36.323	55.582	27.674	1:59.579	73.25	6.177	09:04:10.212
2 -	35.576	52.551	27.964	1:56.091	75.45	2.689	09:06:06.303
3 -	35.151	51.169	27.082	***1:53.402*** **(1)**	***77.24***		***09:07:59.705***
4 -	***34.930***	51.364	27.152	1:53.446 **(2)**	77.21	0.044	09:09:53.151

Weather / Track : Sunny / Dry

Brands Hatch GP
Circuit Length = 2.4332 miles
Start: 09:00 Flag 09:12 End: 09:14

BMCRC - MRO Championships 2018 - Rnd 6 @ Brands Hatch GP

ACU Team Green Junior Cup & Senior 300

QUALIFYING - SECTOR ANALYSIS

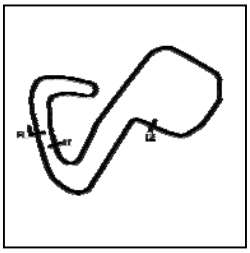

SECTOR 1 = FL to I1, SECTOR 2 = I1 to I2, SECTOR 3 = I2 to FL, DIFF = Difference To Personal Best Lap, P = Crossed Finish Line in Pit Lane, D = Time Disallowed

5 -	35.402	***51.004***	***27.072***	1:53.478 **(3)**	77.19	0.076	09:11:46.629
6 -	35.453	51.776	27.459	1:54.688	76.37	1.286	09:13:41.317

P13 888 S Jeff MORRIS Kawazaki -

IDEAL LAP TIME : 1:54.632 BEST LAP TIME : 1:55.314 DIFFERENCE : 0.682

LAP	SECTOR 1	SECTOR 2	SECTOR 3	LAP TIME	MPH	DIFF	TIME OF DAY
1 -	36.311	52.742	27.510	1:56.563	75.15	1.249	09:03:29.742
2 -	36.192	52.601	27.779	1:56.572	75.14	1.258	09:05:26.314
3 -	36.156	52.602	28.110	1:56.868	74.95	1.554	09:07:23.182
4 -	35.903	52.530	27.357	1:55.790 **(2)**	75.65	0.476	09:09:18.972
5 -	36.013	52.795	***27.328***	1:56.136 **(3)**	75.42	0.822	09:11:15.108
6 -	***35.628***	***51.676***	28.010	***1:55.314*** **(1)**	***75.96***		***09:13:10.422***

P14 18 J Indy OFFER Kawasaki - Ace osteopaths

IDEAL LAP TIME : 1:55.170 BEST LAP TIME : 1:55.536 DIFFERENCE : 0.366

LAP	SECTOR 1	SECTOR 2	SECTOR 3	LAP TIME	MPH	DIFF	TIME OF DAY
1 -	36.135	52.659	28.012	1:56.806	74.99	1.270	09:03:29.631
2 -	35.823	52.525	27.953	1:56.301	75.32	0.765	09:05:25.932
3 -	36.142	52.462	28.361	1:56.965	74.89	1.429	09:07:22.897
4 -	***35.716***	52.095	27.725	***1:55.536*** **(1)**	***75.81***		***09:09:18.433***
5 -	36.304	51.942	***27.708***	1:55.954 **(3)**	75.54	0.418	09:11:14.387
6 -	35.751	***51.746***	28.279	1:55.776 **(2)**	75.66	0.240	09:13:10.163

P15 88 S David COURT Kawasaki -

IDEAL LAP TIME : 1:55.963 BEST LAP TIME : 1:56.821 DIFFERENCE : 0.858

LAP	SECTOR 1	SECTOR 2	SECTOR 3	LAP TIME	MPH	DIFF	TIME OF DAY
1 -	44.930	1:11.009	36.730	2:32.669	57.37	35.848	09:04:38.382
2 -	37.170	54.688	28.128	1:59.986	73.00	3.165	09:06:38.368
3 -	36.972	55.079	27.786	1:59.837	73.09	3.016	09:08:38.205
4 -	36.708	***52.364***	27.749	***1:56.821*** **(1)**	***74.98***		***09:10:35.026***
5 -	***35.995***	54.193	27.879	1:58.067 **(3)**	74.19	1.246	09:12:33.093
6 -	36.883	52.600	***27.604***	1:57.087 **(2)**	74.81	0.266	09:14:30.180

P16 122 S Paul WILSON Kawasaki -

IDEAL LAP TIME : 1:58.353 BEST LAP TIME : 1:58.406 DIFFERENCE : 0.053

LAP	SECTOR 1	SECTOR 2	SECTOR 3	LAP TIME	MPH	DIFF	TIME OF DAY
1 -	39.251	55.259	28.580	2:03.090	71.16	4.684	09:04:10.648
2 -	38.283	53.235	28.129	1:59.647	73.21	1.241	09:06:10.295
3 -	37.564	***52.862***	***27.980***	***1:58.406*** **(1)**	***73.98***		***09:08:08.701***
4 -	37.653	53.555	28.373	1:59.581 **(3)**	73.25	1.175	09:10:08.282
5 -	***37.511***	53.327	28.526	1:59.364 **(2)**	73.38	0.958	09:12:07.646

P17 48 S Kevin SABBARTON Kawasaki -

IDEAL LAP TIME : 1:59.105 BEST LAP TIME : 1:59.142 DIFFERENCE : 0.037

LAP	SECTOR 1	SECTOR 2	SECTOR 3	LAP TIME	MPH	DIFF	TIME OF DAY
1 -	38.669	56.797	29.603	2:05.069	70.04	5.927	09:03:57.719
2 -	38.952	55.868	29.522	2:04.342	70.44	5.200	09:06:02.061
3 -	37.942	54.028	28.659	2:00.629	72.61	1.487	09:08:02.690
4 -	***37.053***	54.229	28.728	2:00.010 **(2)**	72.99	0.868	09:10:02.700
5 -	37.384	53.891	28.903	2:00.178 **(3)**	72.89	1.036	09:12:02.878
6 -	37.090	***53.436***	***28.616***	***1:59.142*** **(1)**	***73.52***		***09:14:02.020***

P18 21 S Paul FRANCOMB Kawasaki -

IDEAL LAP TIME : 1:59.042 BEST LAP TIME : 1:59.201 DIFFERENCE : 0.159

LAP	SECTOR 1	SECTOR 2	SECTOR 3	LAP TIME	MPH	DIFF	TIME OF DAY
1 -	39.293	55.956	28.882	2:04.131	70.56	4.930	09:03:44.014
2 -	37.421	53.689	***28.445***	1:59.555 **(2)**	73.27	0.354	09:05:43.569
3 -	37.559	***53.574***	28.983	2:00.116	72.92	0.915	09:07:43.685

Weather / Track : Sunny / Dry

Brands Hatch GP
Circuit Length = 2.4332 miles
Start: 09:00 Flag 09:12 End: 09:14

BMCRC - MRO Championships 2018 - Rnd 6 @ Brands Hatch GP

ACU Team Green Junior Cup & Senior 300

QUALIFYING - SECTOR ANALYSIS

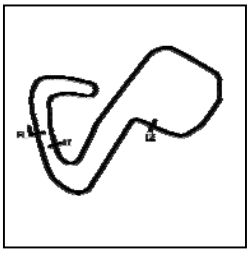

SECTOR 1 = FL to I1, SECTOR 2 = I1 to I2, SECTOR 3 = I2 to FL, DIFF = Difference To Personal Best Lap, P = Crossed Finish Line in Pit Lane, D = Time Disallowed

4 -	37.432	53.653	28.539	1:59.624 (3)	73.22	0.423	09:09:43.309
5 -	***37.023***	53.584	28.594	***1:59.201 (1)***	***73.48***		***09:11:42.510***
6 -	37.128	54.006	29.053	2:00.187	72.88	0.986	09:13:42.697

P19 41 J Kyal TINKER Kawasaki - Aquatix-2u Ltd

IDEAL LAP TIME : 1:59.717 BEST LAP TIME : 1:59.717 DIFFERENCE : 0.000

LAP	SECTOR 1	SECTOR 2	SECTOR 3	LAP TIME	MPH	DIFF	TIME OF DAY
1 -	45.502	1:02.986	29.710	2:18.198	63.38	18.481	09:04:18.591
2 -	41.155	58.351	28.217	2:07.723	68.58	8.006	09:06:26.314
3 -	37.957	56.305	27.722	2:01.984	71.81	2.267	09:08:28.298
4 -	37.840	55.541	27.630	2:01.011 (3)	72.38	1.294	09:10:29.309
5 -	37.569	55.400	27.644	2:00.613 (2)	72.62	0.896	09:12:29.922
6 -	***37.498***	***54.712***	***27.507***	***1:59.717 (1)***	***73.17***		***09:14:29.639***

P20 42 J Christopher JOHNSON Kawasaki -

IDEAL LAP TIME : 1:59.833 BEST LAP TIME : 2:00.314 DIFFERENCE : 0.481

LAP	SECTOR 1	SECTOR 2	SECTOR 3	LAP TIME	MPH	DIFF	TIME OF DAY
1 -	OUTLAP	1:00.819	30.683	2:17.935	63.50	17.621	09:06:08.451
2 -	38.364	56.082	29.340	2:03.786	70.76	3.472	09:08:12.237
3 -	37.346	55.227	28.902	2:01.475 (2)	72.11	1.161	09:10:13.712
4 -	***37.005***	56.670	29.028	2:02.703 (3)	71.39	2.389	09:12:16.415
5 -	37.486	***53.989***	***28.839***	***2:00.314 (1)***	***72.80***		***09:14:16.729***

P21 30 S Malcolm HOWELL Kawasaki -

IDEAL LAP TIME : BEST LAP TIME : 2:00.555 DIFFERENCE :

LAP	SECTOR 1	SECTOR 2	SECTOR 3	LAP TIME	MPH	DIFF	TIME OF DAY
1 -				2:05.105	70.01	4.550	09:03:57.373
2 -				2:03.179 (3)	71.11	2.624	09:06:00.552
3 -				2:01.423 (2)	72.14	0.868	09:08:01.975
4 -				***2:00.555 (1)***	***72.66***		***09:10:02.530***
5 -				2:03.522	70.91	2.967	09:12:06.052

P22 33 J Jarrod WRIGHT Kawasaki - elp racing

IDEAL LAP TIME : 2:00.379 BEST LAP TIME : 2:01.185 DIFFERENCE : 0.806

LAP	SECTOR 1	SECTOR 2	SECTOR 3	LAP TIME	MPH	DIFF	TIME OF DAY
1 -	38.101	57.597	30.404	2:06.102	69.46	4.917	09:03:57.696
2 -	39.467	57.315	29.354	2:06.136	69.44	4.951	09:06:03.832
3 -	37.729	***54.592***	***28.958***	2:01.279 (2)	72.22	0.094	09:08:05.111
4 -	36.900	55.436	29.045	2:01.381 (3)	72.16	0.196	09:10:06.492
5 -	***36.829***	55.032	29.324	***2:01.185 (1)***	***72.28***		***09:12:07.677***
6 -	38.022	54.830	29.115	2:01.967	71.82	0.782	09:14:09.644

P23 66 S Nigel FRANKLIN Kawasaki - Jane Franklin

IDEAL LAP TIME : 2:01.579 BEST LAP TIME : 2:02.117 DIFFERENCE : 0.538

LAP	SECTOR 1	SECTOR 2	SECTOR 3	LAP TIME	MPH	DIFF	TIME OF DAY
1 -	40.969	59.176	30.417	2:10.562	67.09	8.445	09:04:16.180
2 -	39.101	57.665	29.586	2:06.352	69.32	4.235	09:06:22.532
3 -	38.644	55.681	29.693	2:04.018 (3)	70.63	1.901	09:08:26.550
4 -	39.029	56.421	***28.617***	2:04.067	70.60	1.950	09:10:30.617
5 -	***38.110***	***54.852***	29.155	***2:02.117 (1)***	***71.73***		***09:12:32.734***
6 -	38.656	55.488	29.003	2:03.147 (2)	71.13	1.030	09:14:35.881

P24 44 S Duane SUTCH Kawasaki - Shawell Tuning and Racing Serv

IDEAL LAP TIME : 2:02.132 BEST LAP TIME : 2:02.202 DIFFERENCE : 0.070

LAP	SECTOR 1	SECTOR 2	SECTOR 3	LAP TIME	MPH	DIFF	TIME OF DAY
1 -	OUTLAP	59.200	31.001	2:16.442	64.20	14.240	09:04:33.053
2 -	38.375	57.488	29.356	2:05.219	69.95	3.017	09:06:38.272
3 -	37.697	55.523	29.808	2:03.028 (3)	71.20	0.826	09:08:41.300

Weather / Track : Sunny / Dry

Brands Hatch GP
Circuit Length = 2.4332 miles
Start: 09:00 Flag 09:12 End: 09:14

BMCRC - MRO Championships 2018 - Rnd 6 @ Brands Hatch GP

ACU Team Green Junior Cup & Senior 300

QUALIFYING - SECTOR ANALYSIS

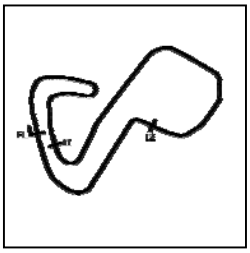

SECTOR 1 = FL to I1, SECTOR 2 = I1 to I2, SECTOR 3 = I2 to FL, DIFF = Difference To Personal Best Lap, P = Crossed Finish Line in Pit Lane, D = Time Disallowed

4 -	***37.573***	55.838	29.362	2:02.773	**(2)**	71.34	0.571	09:10:44.073
5 -	37.643	***55.446***	***29.113***	***2:02.202***	**(1)**	***71.68***		***09:12:46.275***

P25 27 S Andrew BUTTERS Kawasaki -

IDEAL LAP TIME : 2:03.206 BEST LAP TIME : 2:03.660 DIFFERENCE : 0.454

LAP	SECTOR 1	SECTOR 2	SECTOR 3	LAP TIME		MPH	DIFF	TIME OF DAY
1 -	40.115	58.489	30.573	2:09.177		67.81	5.517	09:03:54.793
2 -	39.908	58.033	29.980	2:07.921		68.47	4.261	09:06:02.714
3 -	39.160	56.335	29.792	2:05.287		69.91	1.627	09:08:08.001
4 -	38.519	55.831	29.435	2:03.785	**(2)**	70.76	0.125	09:10:11.786
5 -	***38.236***	57.106	29.914	2:05.256	**(3)**	69.93	1.596	09:12:17.042
6 -	38.690	***55.694***	***29.276***	***2:03.660***	**(1)**	***70.83***		***09:14:20.702***

P26 111 S Trevor REEVE Kawasaki -

IDEAL LAP TIME : 2:03.496 BEST LAP TIME : 2:04.225 DIFFERENCE : 0.729

LAP	SECTOR 1	SECTOR 2	SECTOR 3	LAP TIME		MPH	DIFF	TIME OF DAY
1 -	40.971	1:25.974	31.226	2:38.171		55.38	33.946	09:05:14.542
2 -	38.698	58.228	30.644	2:07.570	**(3)**	68.66	3.345	09:07:22.112
3 -	39.092	***56.335***	***28.798***	***2:04.225***	**(1)**	***70.51***		***09:09:26.337***
4 -	***38.363***	1:41.999	29.743	2:50.105		51.49	45.880	09:12:16.442
5 -	38.823	57.010	29.602	2:05.435	**(2)**	69.83	1.210	09:14:21.877

P27 43 S Colin HALL Kawasaki -

IDEAL LAP TIME : 2:08.164 BEST LAP TIME : 2:08.164 DIFFERENCE : 0.000

LAP	SECTOR 1	SECTOR 2	SECTOR 3	LAP TIME		MPH	DIFF	TIME OF DAY
1 -	41.174	1:13.647	31.386	2:26.207		59.91	18.043	09:04:10.514
2 -	41.798	1:00.036	31.188	2:13.022		65.85	4.858	09:06:23.536
3 -	40.033	59.200	30.682	2:09.915	**(3)**	67.42	1.751	09:08:33.451
4 -	39.780	58.380	30.467	2:08.627	**(2)**	68.10	0.463	09:10:42.078
5 -	***39.673***	***58.117***	***30.374***	***2:08.164***	**(1)**	***68.34***		***09:12:50.242***

P28 32 S John MACKNESS Kawasaki - ME

IDEAL LAP TIME : 2:11.709 BEST LAP TIME : 2:11.932 DIFFERENCE : 0.223

LAP	SECTOR 1	SECTOR 2	SECTOR 3	LAP TIME		MPH	DIFF	TIME OF DAY
1 -	42.628	1:03.261	31.827	2:17.716		63.60	5.784	09:04:16.997
2 -	42.074	1:03.040	31.268	2:16.382		64.23	4.450	09:06:33.379
3 -	41.620	1:01.738	31.439	2:14.797	**(3)**	64.98	2.865	09:08:48.176
4 -	41.400	1:00.876	***30.398***	2:12.674	**(2)**	66.02	0.742	09:11:00.850
5 -	***40.985***	***1:00.326***	30.621	***2:11.932***	**(1)**	***66.39***		***09:13:12.782***

P29 133 S Peter WOOLFALL Kawasaki - Salisbury Cleaning Services

IDEAL LAP TIME : 2:12.776 BEST LAP TIME : 2:13.704 DIFFERENCE : 0.928

LAP	SECTOR 1	SECTOR 2	SECTOR 3	LAP TIME		MPH	DIFF	TIME OF DAY
1 -	***40.868***	1:02.853	32.519	2:16.240	**(3)**	64.29	2.536	09:04:10.262
2 -	41.745	1:02.495	32.022	2:16.262		64.28	2.558	09:06:26.524
3 -	42.093	1:02.302	32.057	2:16.452		64.19	2.748	09:08:42.976
4 -	41.332	1:00.891	31.990	2:14.213	**(2)**	65.26	0.509	09:10:57.189
5 -	41.796	***1:00.338***	***31.570***	***2:13.704***	**(1)**	***65.51***		***09:13:10.893***

P30 11 S Gary HARVEY Kawasaki - NR Racing

IDEAL LAP TIME : 2:20.730 BEST LAP TIME : 2:20.737 DIFFERENCE : 0.007

LAP	SECTOR 1	SECTOR 2	SECTOR 3	LAP TIME		MPH	DIFF	TIME OF DAY
1 -	45.661	1:05.994	33.764	2:25.419		60.23	4.682	09:04:24.948
2 -	45.414	1:05.756	33.139	2:24.309		60.70	3.572	09:06:49.257
3 -	44.161	1:05.017	32.867	2:22.045	**(3)**	61.66	1.308	09:09:11.302
4 -	44.407	1:04.471	***32.721***	2:21.599	**(2)**	61.86	0.862	09:11:32.901
5 -	***43.600***	***1:04.409***	32.728	***2:20.737***	**(1)**	***62.24***		***09:13:53.638***

Weather / Track : Sunny / Dry

Brands Hatch GP
Circuit Length = 2.4332 miles
Start: 09:00 Flag 09:12 End: 09:14

BMCRC - MRO Championships 2018 - Rnd 6 @ Brands Hatch GP

ACU Team Green Junior Cup & Senior 300

QUALIFYING - BEST SECTORS

	SECTOR 1			SECTOR 2			SECTOR 3		
POS	NO	NAME	TIME	NO	NAME	TIME	NO	NAME	TIME
1	86	KELMAN	33.569	86	KELMAN	48.742	86	KELMAN	26.229
2	77	JORDAN	34.221	77	JORDAN	49.538	77	JORDAN	26.384
3	20	DICKINSON	34.410	99	ROWLEY	49.758	99	ROWLEY	26.838
4	28	STEWART	34.501	67	MORRIS	49.770	6	COOPER	26.883
5	67	MORRIS	34.569	29	STONE	49.922	67	MORRIS	26.939
6	29	STONE	34.648	23	ELLIS	49.971	28	STEWART	27.014
7	861	JENNER	34.804	861	JENNER	49.979	23	ELLIS	27.030
8	6	COOPER	34.870	20	DICKINSON	50.045	861	JENNER	27.033
9	38	COUCHMAN	34.881	6	COOPER	50.116	38	COUCHMAN	27.047
10	99	ROWLEY	34.898	28	STEWART	50.229	4	DUTTON	27.072
11	4	DUTTON	34.930	38	COUCHMAN	50.601	29	STONE	27.087
12	23	ELLIS	34.951	4	DUTTON	51.004	20	DICKINSON	27.167
13	888	MORRIS	35.628	888	MORRIS	51.676	888	MORRIS	27.328
14	18	OFFER	35.716	18	OFFER	51.746	41	TINKER	27.507
15	88	COURT	35.995	88	COURT	52.364	88	COURT	27.604
16	33	WRIGHT	36.829	122	WILSON	52.862	18	OFFER	27.708
17	42	JOHNSON	37.005	48	SABBARTON	53.436	122	WILSON	27.980
18	21	FRANCOMB	37.023	21	FRANCOMB	53.574	21	FRANCOMB	28.445
19	48	SABBARTON	37.053	42	JOHNSON	53.989	48	SABBARTON	28.616
20	41	TINKER	37.498	33	WRIGHT	54.592	66	FRANKLIN	28.617
21	122	WILSON	37.511	41	TINKER	54.712	111	REEVE	28.798
22	44	SUTCH	37.573	66	FRANKLIN	54.852	42	JOHNSON	28.839
23	66	FRANKLIN	38.110	44	SUTCH	55.446	33	WRIGHT	28.958
24	27	BUTTERS	38.236	27	BUTTERS	55.694	44	SUTCH	29.113
25	111	REEVE	38.363	111	REEVE	56.335	27	BUTTERS	29.276
26	43	HALL	39.673	43	HALL	58.117	43	HALL	30.374
27	133	WOOLFALL	40.868	32	MACKNESS	1:00.326	32	MACKNESS	30.398
28	32	MACKNESS	40.985	133	WOOLFALL	1:00.338	133	WOOLFALL	31.570
29	11	HARVEY	43.600	11	HARVEY	1:04.409	11	HARVEY	32.721
30									

IDEAL / BEST COMPARISON					
POS	NO	NAME	IDEAL	BEST	DIFF
		PERFECT LAP	1:48.540		
1	86	KELMAN	1:48.540	1:48.987	0.447
2	77	JORDAN	1:50.143	1:50.524	0.381
3	67	MORRIS	1:51.278	1:51.491	0.213
4	99	ROWLEY	1:51.494	1:51.803	0.309
5	20	DICKINSON	1:51.622	1:52.209	0.587
6	29	STONE	1:51.657	1:51.915	0.258
7	28	STEWART	1:51.744	1:51.821	0.077
8	861	JENNER	1:51.816	1:52.544	0.728
9	6	COOPER	1:51.869	1:52.211	0.342
10	23	ELLIS	1:51.952	1:52.527	0.575
11	38	COUCHMAN	1:52.529	1:52.752	0.223
12	4	DUTTON	1:53.006	1:53.402	0.396
13	888	MORRIS	1:54.632	1:55.314	0.682
14	18	OFFER	1:55.170	1:55.536	0.366
15	88	COURT	1:55.963	1:56.821	0.858
16	122	WILSON	1:58.353	1:58.406	0.053
17	21	FRANCOMB	1:59.042	1:59.201	0.159
18	48	SABBARTON	1:59.105	1:59.142	0.037
19	41	TINKER	1:59.717	1:59.717	0.000
20	42	JOHNSON	1:59.833	2:00.314	0.481
21	33	WRIGHT	2:00.379	2:01.185	0.806
22	66	FRANKLIN	2:01.579	2:02.117	0.538
23	44	SUTCH	2:02.132	2:02.202	0.070
24	27	BUTTERS	2:03.206	2:03.660	0.454
25	111	REEVE	2:03.496	2:04.225	0.729
26	43	HALL	2:08.164	2:08.164	0.000
27	32	MACKNESS	2:11.709	2:11.932	0.223
28	133	WOOLFALL	2:12.776	2:13.704	0.928
29	11	HARVEY	2:20.730	2:20.737	0.007
30	30	HOWELL		2:00.555	

Weather / Track : Sunny / Dry

Brands Hatch GP
Circuit Length = 2.4332 miles
Start: 09:00 Flag 09:12 End: 09:14

Results can be found at www.tsl-timing.com

Printed - 09:15 Saturday, 07 July 2018

BMCRC - MRO Championships 2018 - Rnd 6 @ Brands Hatch GP

ACU Team Green Junior Cup & Senior 300

RACE 1 - GRID (6 Laps)

ROW 11	33			32	70	Sean HALL	31	45 Brandon SHERIFF
ROW 10	30	11 Gary HARVEY 2:20.737		29	133	Peter WOOLFALL 2:13.704	28	32 John MACKNESS 2:11.932
ROW 9	27	43 Colin HALL 2:08.164		26	111	Trevor REEVE 2:04.225	25	27 Andrew BUTTERS 2:03.660
ROW 8	24	44 Duane SUTCH 2:02.202		23	66	Nigel FRANKLIN 2:02.117	22	33 Jarrod WRIGHT 2:01.185
ROW 7	21	30 Malcolm HOWELL 2:00.555		20	42	Christopher JOHNSON 2:00.314	19	41 Kyal TINKER 1:59.717
ROW 6	18	21 Paul FRANCOMB 1:59.201		17	48	Kevin SABBARTON 1:59.142	16	122 Paul WILSON 1:58.406
ROW 5	15	88 David COURT 1:56.821		14	18	Indy OFFER 1:55.536	13	888 Jeff MORRIS 1:55.314
ROW 4	12	4 James DUTTON 1:53.402		11	38	Bob COUCHMAN 1:52.752	10	861 Owen JENNER 1:52.544
ROW 3	9	23 Joe ELLIS 1:52.527		8	6	Martin COOPER 1:52.211	7	20 Kai DICKINSON 1:52.209
ROW 2	6	29 Charlie STONE 1:51.915		5	28	Leon STEWART 1:51.821	4	99 Damian ROWLEY 1:51.803
ROW 1	3	67 Tony MORRIS 1:51.491		2	77	Steve JORDAN 1:50.524	1	86 Jamie KELMAN 1:48.987

Pole

Brands Hatch GP
Circuit Length = 2.4332 miles

These results are provisional until the conclusion of any judicial and technical matters.

Clerk Of Course :		Timekeeper :

Results can be found at www.tsl-timing.com

Printed - 09:16 Saturday, 07 July 2018

BMCRC - MRO Championships 2018 - Rnd 6 @ Brands Hatch GP

ACU Team Green Junior Cup & Senior 300

RACE 1 - CLASSIFICATION

POS	NO	CL	PIC	NAME	ENTRY	LAPS	TIME	GAP	DIFF	MPH	BEST	ON
1	86	S	1	Jamie KELMAN	Kawasaki - Fastlane motorcycles	6	11:07.877			78.69	1:49.687	2
2	20	S	2	Kai DICKINSON	Kawasaki - www.docklandsriders.org.uk	6	11:21.114	13.237	13.237	77.16	1:51.907	6
3	99	S	3	Damian ROWLEY	Kawasaki -	6	11:21.418	13.541	0.304	77.13	1:52.306	5
4	861	J	1	Owen JENNER	Kawasaki -	6	11:22.179	14.302	0.761	77.04	1:51.491	6
5	23	J	2	Joe ELLIS	Kawasaki -	6	11:22.191	14.314	0.012	77.04	1:52.024	3
6	77	S	4	Steve JORDAN	Kawasaki - stevejordan motorcycles/Bernard Elliott	6	11:22.351	14.474	0.160	77.02	1:51.540	6
7	4	J	3	James DUTTON	Kawasaki -	6	11:23.376	15.499	1.025	76.91	1:51.221	4
8	29	S	5	Charlie STONE	Kawasaki -	6	11:24.183	16.306	0.807	76.82	1:52.198	2
9	67	S	6	Tony MORRIS	Kawasaki - Chippy racing team	6	11:24.283	16.406	0.100	76.80	1:51.748	4
10	6	S	7	Martin COOPER	Kawasaki -	6	11:24.288	16.411	0.005	76.80	1:52.039	4
11	38	S	8	Bob COUCHMAN	Kawasaki - Pinky Janey	6	11:32.568	24.691	8.280	75.89	1:52.838	5
12	18	J	4	Indy OFFER	Kawasaki - Ace osteopaths	6	11:33.834	25.957	1.266	75.75	1:53.258	4
13	28	S	9	Leon STEWART	Kawasaki -	6	11:33.885	26.008	0.051	75.74	1:51.954	4
14	888	S	10	Jeff MORRIS	Kawazaki -	6	11:42.256	34.379	8.371	74.84	1:54.440	6
15	88	S	11	David COURT	Kawasaki -	6	11:44.837	36.960	2.581	74.56	1:55.509	2
16	41	J	5	Kyal TINKER	Kawasaki - Aquatix-2u Ltd	6	11:53.126	45.249	8.289	73.70	1:55.827	6
17	42	J	6	Christopher JOHNSON	Kawasaki -	6	12:00.781	52.904	7.655	72.91	1:57.674	4
18	21	S	12	Paul FRANCOMB	Kawasaki -	6	12:00.864	52.987	0.083	72.91	1:56.365	6
19	122	S	13	Paul WILSON	Kawasaki -	6	12:10.278	1:02.401	9.414	71.97	1:59.477	6
20	30	S	14	Malcolm HOWELL	Kawasaki -	6	12:10.362	1:02.485	0.084	71.96	1:59.378	2
21	66	S	15	Nigel FRANKLIN	Kawasaki - Jane Franklin	6	12:13.160	1:05.283	2.798	71.68	1:59.426	6
22	48	S	16	Kevin SABBARTON	Kawasaki -	6	12:13.575	1:05.698	0.415	71.64	1:59.220	6
23	33	J	7	Jarrod WRIGHT	Kawasaki - elp racing	6	12:13.986	1:06.109	0.411	71.60	1:59.732	5
24	44	S	17	Duane SUTCH	Kawasaki - Shawell Tuning and Racing Serv	6	12:14.401	1:06.524	0.415	71.56	1:59.620	6
25	43	S	18	Colin HALL	Kawasaki -	6	12:39.396	1:31.519	24.995	69.21	2:02.315	5
26	27	S	19	Andrew BUTTERS	Kawasaki -	6	13:00.090	1:52.213	20.694	67.37	2:07.163	2
27	133	S	20	Peter WOOLFALL	Kawasaki - Salisbury Cleaning Services	5	11:06.717	1 Lap	1 Lap	65.69	2:09.753	5
28	32	S	21	John MACKNESS	Kawasaki - ME	5	11:06.841	1 Lap	0.124	65.68	2:09.100	5
29	11	S	22	Gary HARVEY	Kawasaki - NR Racing	5	11:27.018	1 Lap	20.177	63.75	2:14.623	4
					NOT CLASSIFIED							
DNF	111	S		Trevor REEVE	Kawasaki -	1	2:15.114	5 Laps	4 Laps	64.83		

FASTEST LAP

86	S	Jamie KELMAN	Kawasaki - Fastlane motorcycles	2	1:49.687	79.86 mph	128.52 kph
4	J	James DUTTON	Kawasaki -	4	1:51.221	78.76 mph	126.75 kph

Class S - 92.5% of Race Speed = 72.78 mph
Class J - 92.5% of Race Speed = 71.26 mph

Brands Hatch GP
Circuit Length = 2.4332 miles
Start: 12:16 Flag 12:27 End: 12:29

Weather / Track : Sunny / Dry
These results are provisional until the conclusion of any judicial and technical matters.

Clerk Of Course :		Timekeeper :

Results can be found at www.tsl-timing.com

Printed - 12:31 Saturday, 07 July 2018

BMCRC - MRO Championships 2018 - Rnd 6 @ Brands Hatch GP

ACU Team Green Junior Cup & Senior 300

RACE 1 - LAP CHART

LAP 1 @ 12:18:22.384

NO	BEHIND	LAP TIME
86		1:55.347
20	2.826	1:58.173
861	2.854	1:58.201
67	3.157	1:58.504
77	3.212	1:58.559
99	3.990	1:59.337
29	4.856	2:00.203
23	5.113	2:00.460
6	5.683	2:01.030
4	5.863	2:01.210
38	7.375	2:02.722
18	8.512	2:03.859
888	8.602	2:03.949
88	8.992	2:04.339
28	9.125	2:04.472
122	11.884	2:07.231
42	12.527	2:07.874
41	12.627	2:07.974
30	14.259	2:09.606
48	15.140	2:10.487
66	15.277	2:10.624
33	15.815	2:11.162
21	16.062	2:11.409
44	17.212	2:12.559
43	19.236	2:14.583
111	19.767	2:15.114
27	20.541	2:15.888
32	25.911	2:21.258
133	26.332	2:21.679
11	28.676	2:24.023

LAP 2 @ 12:20:12.071

NO	BEHIND	LAP TIME
86		1:49.687
861	5.626	1:52.459
20	5.977	1:52.838
77	6.445	1:52.920
99	6.746	1:52.443
29	7.367	1:52.198
23	7.601	1:52.175
67	8.271	1:54.801
6	8.403	1:52.407
4	8.685	1:52.509
38	13.661	1:55.973
18	13.948	1:55.123
888	14.086	1:55.171
88	14.814	1:55.509
28	15.426	1:55.988
41	21.559	1:58.619
42	22.703	1:59.863
122	23.330	2:01.133
30	23.950	1:59.378
21	26.033	1:59.658
66	27.205	2:01.615
48	28.321	2:02.868
33	28.515	2:02.387
44	28.754	2:01.229
43	33.318	2:03.769
27	38.017	2:07.163
32	48.432	2:12.208
133	48.995	2:12.350
11	55.781	2:16.792

LAP 3 @ 12:22:02.557

NO	BEHIND	LAP TIME
86		1:50.486
20	8.285	1:52.794
861	8.369	1:53.229
99	8.573	1:52.313
77	8.654	1:52.695
23	9.139	1:52.024
29	9.189	1:52.308
6	10.667	1:52.750
4	10.968	1:52.769
67	11.170	1:53.385
38	17.704	1:54.529
18	18.059	1:54.597
888	18.874	1:55.274
28	19.674	1:54.734
88	20.587	1:56.259
41	28.368	1:57.295
42	31.112	1:58.895
122	33.883	2:01.039
30	34.087	2:00.623
21	34.170	1:58.623
66	37.512	2:00.793
33	38.453	2:00.424
44	38.606	2:00.338
48	38.922	2:01.087
43	46.203	2:03.371
27	55.611	2:08.080
32	1:11.039	2:13.093
133	1:11.127	2:12.618
11	1:21.089	2:15.794

LAP 4 @ 12:23:52.342

NO	BEHIND	LAP TIME
86		1:49.785
861	11.103	1:52.519
20	11.243	1:52.743
99	11.368	1:52.580
23	11.581	1:52.227
77	11.742	1:52.873
29	12.162	1:52.758
4	12.404	1:51.221
6	12.921	1:52.039
67	13.133	1:51.748
38	21.224	1:53.305
18	21.532	1:53.258
28	21.843	1:51.954
88	27.419	1:56.617
888	27.508	1:58.419
41	35.529	1:56.946
42	39.001	1:57.674
21	42.759	1:58.374
122	44.893	2:00.795
30	45.033	2:00.731
66	47.162	1:59.435
33	48.887	2:00.219
44	48.943	2:00.122
48	49.388	2:00.251
43	1:00.232	2:03.814
27	1:14.843	2:09.017
133	1:31.659	2:10.317
32	1:32.436	2:11.182
11	1:45.927	2:14.623

LAP 5 @ 12:25:42.071

NO	BEHIND	LAP TIME
86		1:49.729
99	13.945	1:52.306
20	14.173	1:52.659
23	14.945	1:53.093
861	15.654	1:54.280
29	15.691	1:53.258
4	15.735	1:53.060
77	15.777	1:53.764
67	15.818	1:52.414
6	15.883	1:52.691
38	24.333	1:52.838
18	25.508	1:53.705
28	25.635	1:53.521
888	32.782	1:55.003
88	33.572	1:55.882
41	42.265	1:56.465
42	46.966	1:57.694
21	49.465	1:56.435
122	55.767	2:00.603
30	55.868	2:00.564
66	58.700	2:01.267
33	58.890	1:59.732
48	59.321	1:59.662
44	59.747	2:00.533
43	1:12.818	2:02.315
27	1:34.893	2:09.779
133	1:51.683	2:09.753
32	1:51.807	2:09.100

LAP 6 @ 12:27:34.914

NO	BEHIND	LAP TIME
86		1:52.843
20	13.237	1:51.907
99	13.541	1:52.439
861	14.302	1:51.491
23	14.314	1:52.212
77	14.474	1:51.540
4	15.499	1:52.607
29	16.306	1:53.458
67	16.406	1:53.431
6	16.411	1:53.371
11	1 Lap	2:15.786
38	24.691	1:53.201
18	25.957	1:53.292
28	26.008	1:53.216
888	34.379	1:54.440
88	36.960	1:56.231
41	45.249	1:55.827
42	52.904	1:58.781
21	52.987	1:56.365
122	1:02.401	1:59.477
30	1:02.485	1:59.460
66	1:05.283	1:59.426
48	1:05.698	1:59.220
33	1:06.109	2:00.062
44	1:06.524	1:59.620
43	1:31.519	2:11.544
27	1:52.213	2:10.163

Weather / Track : Sunny / Dry

Brands Hatch GP
Circuit Length = 2.4332 miles
Start: 12:16 Flag 12:27 End: 12:29

Results can be found at www.tsl-timing.com

Printed - 12:32 Saturday, 07 July 2018

BMCRC - MRO Championships 2018 - Rnd 6 @ Brands Hatch GP

ACU Team Green Junior Cup & Senior 300

RACE 1 - SECTOR ANALYSIS

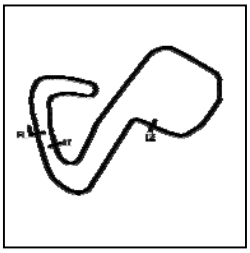

SECTOR 1 = FL to I1, SECTOR 2 = I1 to I2, SECTOR 3 = I2 to FL, DIFF = Difference To Personal Best Lap, P = Crossed Finish Line in Pit Lane, D = Time Disallowed

P1 86 S Jamie KELMAN Kawasaki - Fastlane motorcycles

IDEAL LAP TIME : 1:49.596 BEST LAP TIME : 1:49.687 DIFFERENCE : 0.091

LAP	SECTOR 1	SECTOR 2	SECTOR 3	LAP TIME	MPH	DIFF	TIME OF DAY
1 -		49.744	26.332	1:55.347	75.94	5.660	12:18:22.384
2 -	***34.373***	48.999	26.315	***1:49.687*** **(1)**	***79.86***		***12:20:12.071***
3 -	34.839	49.339	26.308	1:50.486	79.28	0.799	12:22:02.557
4 -	34.377	49.106	***26.302***	1:49.785 **(3)**	79.79	0.098	12:23:52.342
5 -	34.394	***48.921***	26.414	1:49.729 **(2)**	79.83	0.042	12:25:42.071
6 -	34.797	49.484	28.562	1:52.843	77.62	3.156	12:27:34.914

P2 20 S Kai DICKINSON Kawasaki - www.docklandsriders.org.uk

IDEAL LAP TIME : 1:51.661 BEST LAP TIME : 1:51.907 DIFFERENCE : 0.246

LAP	SECTOR 1	SECTOR 2	SECTOR 3	LAP TIME	MPH	DIFF	TIME OF DAY
1 -		50.267	26.871	1:58.173	74.12	6.266	12:18:25.210
2 -	34.970	50.446	27.422	1:52.838	77.63	0.931	12:20:18.048
3 -	35.106	50.501	27.187	1:52.794	77.66	0.887	12:22:10.842
4 -	35.015	50.395	27.333	1:52.743 **(3)**	77.69	0.836	12:24:03.585
5 -	***34.862***	50.723	27.074	1:52.659 **(2)**	77.75	0.752	12:25:56.244
6 -	35.108	***50.206***	***26.593***	***1:51.907*** **(1)**	***78.27***		***12:27:48.151***

P3 99 S Damian ROWLEY Kawasaki -

IDEAL LAP TIME : 1:51.181 BEST LAP TIME : 1:52.306 DIFFERENCE : 1.125

LAP	SECTOR 1	SECTOR 2	SECTOR 3	LAP TIME	MPH	DIFF	TIME OF DAY
1 -		49.875	26.907	1:59.337	73.40	7.031	12:18:26.374
2 -	***34.916***	***49.599***	27.928	1:52.443	77.90	0.137	12:20:18.817
3 -	35.195	50.130	26.988	1:52.313 **(2)**	77.99	0.007	12:22:11.130
4 -	35.158	50.091	27.331	1:52.580	77.80	0.274	12:24:03.710
5 -	35.118	50.222	26.966	***1:52.306*** **(1)**	***77.99***		***12:25:56.016***
6 -	35.277	50.496	***26.666***	1:52.439 **(3)**	77.90	0.133	12:27:48.455

P4 861 J Owen JENNER Kawasaki -

IDEAL LAP TIME : 1:50.851 BEST LAP TIME : 1:51.491 DIFFERENCE : 0.640

LAP	SECTOR 1	SECTOR 2	SECTOR 3	LAP TIME	MPH	DIFF	TIME OF DAY
1 -		***49.966***	***26.700***	1:58.201	74.10	6.710	12:18:25.238
2 -	34.532	50.611	27.316	1:52.459 **(2)**	77.89	0.968	12:20:17.697
3 -	35.273	50.767	27.189	1:53.229	77.36	1.738	12:22:10.926
4 -	34.852	50.316	27.351	1:52.519 **(3)**	77.85	1.028	12:24:03.445
5 -	34.927	50.960	28.393	1:54.280	76.65	2.789	12:25:57.725
6 -	***34.185***	50.317	26.989	***1:51.491*** **(1)**	***78.56***		***12:27:49.216***

P5 23 J Joe ELLIS Kawasaki -

IDEAL LAP TIME : 1:51.086 BEST LAP TIME : 1:52.024 DIFFERENCE : 0.938

LAP	SECTOR 1	SECTOR 2	SECTOR 3	LAP TIME	MPH	DIFF	TIME OF DAY
1 -		50.430	26.617	2:00.460	72.71	8.436	12:18:27.497
2 -	35.711	49.916	***26.548***	1:52.175 **(2)**	78.09	0.151	12:20:19.672
3 -	35.521	***49.626***	26.877	***1:52.024*** **(1)**	***78.19***		***12:22:11.696***
4 -	35.411	49.648	27.168	1:52.227	78.05	0.203	12:24:03.923
5 -	35.366	50.054	27.673	1:53.093	77.45	1.069	12:25:57.016
6 -	***34.912***	49.914	27.386	1:52.212 **(3)**	78.06	0.188	12:27:49.228

P6 77 S Steve JORDAN Kawasaki - stevejordan motorcycles/Bernard Elliott

IDEAL LAP TIME : 1:50.732 BEST LAP TIME : 1:51.540 DIFFERENCE : 0.808

LAP	SECTOR 1	SECTOR 2	SECTOR 3	LAP TIME	MPH	DIFF	TIME OF DAY
1 -		***49.931***	***26.376***	1:58.559	73.88	7.019	12:18:25.596
2 -	35.056	50.093	27.771	1:52.920	77.57	1.380	12:20:18.516
3 -	35.042	50.384	27.269	1:52.695 **(2)**	77.73	1.155	12:22:11.211
4 -	35.179	50.151	27.543	1:52.873 **(3)**	77.60	1.333	12:24:04.084
5 -	35.358	50.209	28.197	1:53.764	77.00	2.224	12:25:57.848

Weather / Track : Sunny / Dry

Brands Hatch GP
Circuit Length = 2.4332 miles
Start: 12:16 Flag 12:27 End: 12:29

BMCRC - MRO Championships 2018 - Rnd 6 @ Brands Hatch GP

ACU Team Green Junior Cup & Senior 300

RACE 1 - SECTOR ANALYSIS

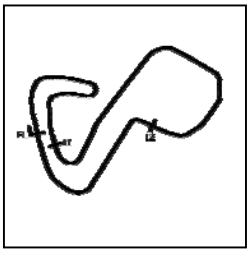

SECTOR 1 = FL to I1, SECTOR 2 = I1 to I2, SECTOR 3 = I2 to FL, DIFF = Difference To Personal Best Lap, P = Crossed Finish Line in Pit Lane, D = Time Disallowed

6 -	***34.425***	50.250	26.865	***1:51.540***	**(1)**	***78.53***	***12:27:49.388***

P7 4 J James DUTTON Kawasaki -

IDEAL LAP TIME : 1:51.212 BEST LAP TIME : 1:51.221 DIFFERENCE : 0.009

LAP	SECTOR 1	SECTOR 2	SECTOR 3	LAP TIME	MPH	DIFF	TIME OF DAY
1 -		51.212	26.478	2:01.210	72.26	9.989	12:18:28.247
2 -	35.526	50.345	26.638	1:52.509 **(2)**	77.85	1.288	12:20:20.756
3 -	35.419	50.780	26.570	1:52.769	77.67	1.548	12:22:13.525
4 -	35.067	***49.772***	***26.382***	***1:51.221*** **(1)**	***78.76***		***12:24:04.746***
5 -	***35.058***	50.321	27.681	1:53.060	77.47	1.839	12:25:57.806
6 -	35.699	50.026	26.882	1:52.607 **(3)**	77.79	1.386	12:27:50.413

P8 29 S Charlie STONE Kawasaki -

IDEAL LAP TIME : 1:51.868 BEST LAP TIME : 1:52.198 DIFFERENCE : 0.330

LAP	SECTOR 1	SECTOR 2	SECTOR 3	LAP TIME	MPH	DIFF	TIME OF DAY
1 -		50.665	26.897	2:00.203	72.87	8.005	12:18:27.240
2 -	35.181	***50.033***	26.984	***1:52.198*** **(1)**	***78.07***		***12:20:19.438***
3 -	***35.008***	50.169	27.131	1:52.308 **(2)**	77.99	0.110	12:22:11.746
4 -	35.637	50.294	***26.827***	1:52.758 **(3)**	77.68	0.560	12:24:04.504
5 -	35.254	50.579	27.425	1:53.258	77.34	1.060	12:25:57.762
6 -	35.414	50.520	27.524	1:53.458	77.20	1.260	12:27:51.220

P9 67 S Tony MORRIS Kawasaki - Chippy racing team

IDEAL LAP TIME : 1:51.455 BEST LAP TIME : 1:51.748 DIFFERENCE : 0.293

LAP	SECTOR 1	SECTOR 2	SECTOR 3	LAP TIME	MPH	DIFF	TIME OF DAY
1 -		50.043	26.599	1:58.504	73.91	6.756	12:18:25.541
2 -	36.079	50.645	28.077	1:54.801	76.30	3.053	12:20:20.342
3 -	35.702	51.140	26.543	1:53.385 **(3)**	77.25	1.637	12:22:13.727
4 -	35.597	***49.643***	***26.508***	***1:51.748*** **(1)**	***78.38***		***12:24:05.475***
5 -	***35.304***	49.766	27.344	1:52.414 **(2)**	77.92	0.666	12:25:57.889
6 -	35.822	50.429	27.180	1:53.431	77.22	1.683	12:27:51.320

P10 6 S Martin COOPER Kawasaki -

IDEAL LAP TIME : 1:52.006 BEST LAP TIME : 1:52.039 DIFFERENCE : 0.033

LAP	SECTOR 1	SECTOR 2	SECTOR 3	LAP TIME	MPH	DIFF	TIME OF DAY
1 -		51.011	***26.695***	2:01.030	72.37	8.991	12:18:28.067
2 -	35.471	49.948	26.988	1:52.407 **(2)**	77.92	0.368	12:20:20.474
3 -	35.515	50.430	26.805	1:52.750	77.69	0.711	12:22:13.224
4 -	***35.441***	***49.870***	26.728	***1:52.039*** **(1)**	***78.18***		***12:24:05.263***
5 -	35.528	50.254	26.909	1:52.691 **(3)**	77.73	0.652	12:25:57.954
6 -	35.598	50.405	27.368	1:53.371	77.26	1.332	12:27:51.325

P11 38 S Bob COUCHMAN Kawasaki - Pinky Janey

IDEAL LAP TIME : 1:52.738 BEST LAP TIME : 1:52.838 DIFFERENCE : 0.100

LAP	SECTOR 1	SECTOR 2	SECTOR 3	LAP TIME	MPH	DIFF	TIME OF DAY
1 -		51.552	27.348	2:02.722	71.37	9.884	12:18:29.759
2 -	36.471	51.791	27.711	1:55.973	75.53	3.135	12:20:25.732
3 -	35.728	51.318	27.483	1:54.529	76.48	1.691	12:22:20.261
4 -	35.698	50.361	27.246	1:53.305 **(3)**	77.31	0.467	12:24:13.566
5 -	***35.677***	50.309	***26.852***	***1:52.838*** **(1)**	***77.63***		***12:26:06.404***
6 -	35.832	***50.209***	27.160	1:53.201 **(2)**	77.38	0.363	12:27:59.605

P12 18 J Indy OFFER Kawasaki - Ace osteopaths

IDEAL LAP TIME : 1:53.041 BEST LAP TIME : 1:53.258 DIFFERENCE : 0.217

LAP	SECTOR 1	SECTOR 2	SECTOR 3	LAP TIME	MPH	DIFF	TIME OF DAY
1 -		51.987	27.453	2:03.859	70.72	10.601	12:18:30.896
2 -	35.823	51.612	27.688	1:55.123	76.09	1.865	12:20:26.019
3 -	35.618	50.877	28.102	1:54.597	76.44	1.339	12:22:20.616

Weather / Track : Sunny / Dry

Brands Hatch GP
Circuit Length = 2.4332 miles
Start: 12:16 Flag 12:27 End: 12:29

BMCRC - MRO Championships 2018 - Rnd 6 @ Brands Hatch GP

ACU Team Green Junior Cup & Senior 300

RACE 1 - SECTOR ANALYSIS

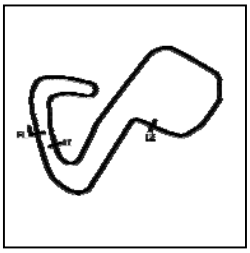

SECTOR 1 = FL to I1, SECTOR 2 = I1 to I2, SECTOR 3 = I2 to FL, DIFF = Difference To Personal Best Lap, P = Crossed Finish Line in Pit Lane, D = Time Disallowed

4 -	35.649	***50.419***	***27.190***	***1:53.258***	**(1)**	***77.34***		***12:24:13.874***
5 -	35.487	50.904	27.314	1:53.705	**(3)**	77.04	0.447	12:26:07.579
6 -	***35.432***	50.543	27.317	1:53.292	**(2)**	77.32	0.034	12:28:00.871

P13 28 S Leon STEWART Kawasaki -

IDEAL LAP TIME : 1:51.826 BEST LAP TIME : 1:51.954 DIFFERENCE : 0.128

LAP	SECTOR 1	SECTOR 2	SECTOR 3	LAP TIME		MPH	DIFF	TIME OF DAY
1 -		52.886	27.058	2:04.472		70.37	12.518	12:18:31.509
2 -	36.863	52.083	27.042	1:55.988		75.52	4.034	12:20:27.497
3 -	35.915	51.695	27.124	1:54.734		76.34	2.780	12:22:22.231
4 -	***35.355***	***49.864***	26.735	***1:51.954***	**(1)**	***78.24***		***12:24:14.185***
5 -	35.910	50.435	27.176	1:53.521	**(3)**	77.16	1.567	12:26:07.706
6 -	36.319	50.290	***26.607***	1:53.216	**(2)**	77.37	1.262	12:28:00.922

P14 888 S Jeff MORRIS Kawazaki -

IDEAL LAP TIME : 1:54.179 BEST LAP TIME : 1:54.440 DIFFERENCE : 0.261

LAP	SECTOR 1	SECTOR 2	SECTOR 3	LAP TIME		MPH	DIFF	TIME OF DAY
1 -		52.608	27.576	2:03.949		70.67	9.509	12:18:30.986
2 -	36.628	***51.191***	27.352	1:55.171	**(3)**	76.05	0.731	12:20:26.157
3 -	36.294	51.572	27.408	1:55.274		75.99	0.834	12:22:21.431
4 -	38.654	52.369	27.396	1:58.419		73.97	3.979	12:24:19.850
5 -	36.200	51.660	27.143	1:55.003	**(2)**	76.17	0.563	12:26:14.853
6 -	***35.846***	51.452	***27.142***	***1:54.440***	**(1)**	***76.54***		***12:28:09.293***

P15 88 S David COURT Kawasaki -

IDEAL LAP TIME : 1:55.182 BEST LAP TIME : 1:55.509 DIFFERENCE : 0.327

LAP	SECTOR 1	SECTOR 2	SECTOR 3	LAP TIME		MPH	DIFF	TIME OF DAY
1 -		52.067	27.463	2:04.339		70.45	8.830	12:18:31.376
2 -	36.371	***51.714***	27.424	***1:55.509***	**(1)**	***75.83***		***12:20:26.885***
3 -	36.371	52.450	27.438	1:56.259		75.34	0.750	12:22:23.144
4 -	***36.113***	52.798	27.706	1:56.617		75.11	1.108	12:24:19.761
5 -	36.499	52.028	***27.355***	1:55.882	**(2)**	75.59	0.373	12:26:15.643
6 -	36.193	52.227	27.811	1:56.231	**(3)**	75.36	0.722	12:28:11.874

P16 41 J Kyal TINKER Kawasaki - Aquatix-2u Ltd

IDEAL LAP TIME : 1:55.735 BEST LAP TIME : 1:55.827 DIFFERENCE : 0.092

LAP	SECTOR 1	SECTOR 2	SECTOR 3	LAP TIME		MPH	DIFF	TIME OF DAY
1 -		53.392	27.980	2:07.974		68.44	12.147	12:18:35.011
2 -	37.613	53.148	27.858	1:58.619		73.84	2.792	12:20:33.630
3 -	37.364	52.597	***27.334***	1:57.295		74.68	1.468	12:22:30.925
4 -	36.805	52.663	27.478	1:56.946	**(3)**	74.90	1.119	12:24:27.871
5 -	36.654	52.457	27.354	1:56.465	**(2)**	75.21	0.638	12:26:24.336
6 -	***36.365***	***52.036***	27.426	***1:55.827***	**(1)**	***75.62***		***12:28:20.163***

P17 42 J Christopher JOHNSON Kawasaki -

IDEAL LAP TIME : 1:57.500 BEST LAP TIME : 1:57.674 DIFFERENCE : 0.174

LAP	SECTOR 1	SECTOR 2	SECTOR 3	LAP TIME		MPH	DIFF	TIME OF DAY
1 -		53.177	28.450	2:07.874		68.50	10.200	12:18:34.911
2 -	37.770	53.798	28.295	1:59.863		73.08	2.189	12:20:34.774
3 -	37.131	53.261	28.503	1:58.895		73.67	1.221	12:22:33.669
4 -	***36.546***	52.842	***28.286***	***1:57.674***	**(1)**	***74.44***		***12:24:31.343***
5 -	36.596	***52.668***	28.430	1:57.694	**(2)**	74.42	0.020	12:26:29.037
6 -	36.638	53.126	29.017	1:58.781	**(3)**	73.74	1.107	12:28:27.818

P18 21 S Paul FRANCOMB Kawasaki -

IDEAL LAP TIME : 1:55.739 BEST LAP TIME : 1:56.365 DIFFERENCE : 0.626

LAP	SECTOR 1	SECTOR 2	SECTOR 3	LAP TIME	MPH	DIFF	TIME OF DAY
1 -		54.581	28.288	2:11.409	66.66	15.044	12:18:38.446

Weather / Track : Sunny / Dry

Brands Hatch GP
Circuit Length = 2.4332 miles
Start: 12:16 Flag 12:27 End: 12:29

BMCRC - MRO Championships 2018 - Rnd 6 @ Brands Hatch GP

ACU Team Green Junior Cup & Senior 300

RACE 1 - SECTOR ANALYSIS

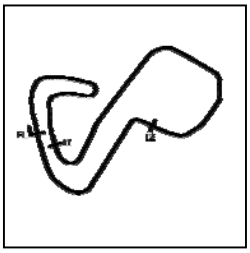

SECTOR 1 = FL to I1, SECTOR 2 = I1 to I2, SECTOR 3 = I2 to FL, DIFF = Difference To Personal Best Lap, P = Crossed Finish Line in Pit Lane, D = Time Disallowed

2 -	37.918	53.587	28.153	1:59.658	73.20	3.293	12:20:38.104
3 -	37.623	53.171	***27.829***	1:58.623	73.84	2.258	12:22:36.727
4 -	38.132	52.186	28.056	1:58.374 **(3)**	74.00	2.009	12:24:35.101
5 -	36.357	51.923	28.155	1:56.435 **(2)**	75.23	0.070	12:26:31.536
6 -	***36.163***	***51.747***	28.455	***1:56.365*** **(1)**	***75.27***		***12:28:27.901***

P19 122 S Paul WILSON Kawasaki -

IDEAL LAP TIME : 1:59.159 BEST LAP TIME : 1:59.477 DIFFERENCE : 0.318

LAP	SECTOR 1	SECTOR 2	SECTOR 3	LAP TIME	MPH	DIFF	TIME OF DAY
1 -		53.078	28.204	2:07.231	68.84	7.754	12:18:34.268
2 -	38.522	54.170	28.441	2:01.133	72.31	1.656	12:20:35.401
3 -	38.756	53.876	28.407	2:01.039	72.37	1.562	12:22:36.440
4 -	38.448	53.741	28.606	2:00.795 **(3)**	72.51	1.318	12:24:37.235
5 -	***38.338***	53.575	28.690	2:00.603 **(2)**	72.63	1.126	12:26:37.838
6 -	38.656	***52.687***	***28.134***	***1:59.477*** **(1)**	***73.31***		***12:28:37.315***

P20 30 S Malcolm HOWELL Kawasaki -

IDEAL LAP TIME : 1:58.798 BEST LAP TIME : 1:59.378 DIFFERENCE : 0.580

LAP	SECTOR 1	SECTOR 2	SECTOR 3	LAP TIME	MPH	DIFF	TIME OF DAY
1 -		54.029	***28.176***	2:09.606	67.58	10.228	12:18:36.643
2 -	***37.226***	***53.396***	28.756	***1:59.378*** **(1)**	***73.37***		***12:20:36.021***
3 -	38.314	54.043	28.266	2:00.623	72.62	1.245	12:22:36.644
4 -	38.733	53.430	28.568	2:00.731	72.55	1.353	12:24:37.375
5 -	38.482	53.639	28.443	2:00.564 **(3)**	72.65	1.186	12:26:37.939
6 -	37.536	53.463	28.461	1:59.460 **(2)**	73.32	0.082	12:28:37.399

P21 66 S Nigel FRANKLIN Kawasaki - Jane Franklin

IDEAL LAP TIME : 1:58.864 BEST LAP TIME : 1:59.426 DIFFERENCE : 0.562

LAP	SECTOR 1	SECTOR 2	SECTOR 3	LAP TIME	MPH	DIFF	TIME OF DAY
1 -		54.704	28.438	2:10.624	67.06	11.198	12:18:37.661
2 -	38.274	54.590	28.751	2:01.615	72.02	2.189	12:20:39.276
3 -	38.413	53.993	28.387	2:00.793 **(3)**	72.51	1.367	12:22:40.069
4 -	37.952	53.426	***28.057***	1:59.435 **(2)**	73.34	0.009	12:24:39.504
5 -	38.884	53.348	29.035	2:01.267	72.23	1.841	12:26:40.771
6 -	***37.851***	***52.956***	28.619	***1:59.426*** **(1)**	***73.34***		***12:28:40.197***

P22 48 S Kevin SABBARTON Kawasaki -

IDEAL LAP TIME : 1:58.921 BEST LAP TIME : 1:59.220 DIFFERENCE : 0.299

LAP	SECTOR 1	SECTOR 2	SECTOR 3	LAP TIME	MPH	DIFF	TIME OF DAY
1 -		54.817	28.595	2:10.487	67.13	11.267	12:18:37.524
2 -	38.109	55.556	29.203	2:02.868	71.29	3.648	12:20:40.392
3 -	38.337	54.525	28.225	2:01.087	72.34	1.867	12:22:41.479
4 -	38.044	53.628	28.579	2:00.251 **(3)**	72.84	1.031	12:24:41.730
5 -	***37.741***	53.795	***28.126***	1:59.662 **(2)**	73.20	0.442	12:26:41.392
6 -	37.947	***53.054***	28.219	***1:59.220*** **(1)**	***73.47***		***12:28:40.612***

P23 33 J Jarrod WRIGHT Kawasaki - elp racing

IDEAL LAP TIME : 1:59.004 BEST LAP TIME : 1:59.732 DIFFERENCE : 0.728

LAP	SECTOR 1	SECTOR 2	SECTOR 3	LAP TIME	MPH	DIFF	TIME OF DAY
1 -		55.036	28.428	2:11.162	66.78	11.430	12:18:38.199
2 -	38.044	55.380	28.963	2:02.387	71.57	2.655	12:20:40.586
3 -	37.542	54.276	28.606	2:00.424	72.74	0.692	12:22:41.010
4 -	***37.342***	54.395	28.482	2:00.219 **(3)**	72.86	0.487	12:24:41.229
5 -	37.626	53.498	28.608	***1:59.732*** **(1)**	***73.16***		***12:26:40.961***
6 -	38.400	***53.480***	***28.182***	2:00.062 **(2)**	72.96	0.330	12:28:41.023

Weather / Track : Sunny / Dry

Brands Hatch GP
Circuit Length = 2.4332 miles
Start: 12:16 Flag 12:27 End: 12:29

BMCRC - MRO Championships 2018 - Rnd 6 @ Brands Hatch GP

ACU Team Green Junior Cup & Senior 300

RACE 1 - SECTOR ANALYSIS

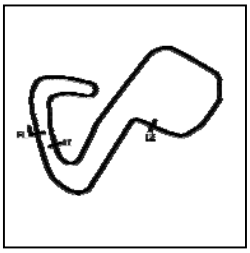

SECTOR 1 = FL to I1, SECTOR 2 = I1 to I2, SECTOR 3 = I2 to FL, DIFF = Difference To Personal Best Lap, P = Crossed Finish Line in Pit Lane, D = Time Disallowed

P24 44 S Duane SUTCH Kawasaki - Shawell Tuning and Racing Serv

IDEAL LAP TIME : 1:58.977 BEST LAP TIME : 1:59.620 DIFFERENCE : 0.643

LAP	SECTOR 1	SECTOR 2	SECTOR 3	LAP TIME	MPH	DIFF	TIME OF DAY
1 -		55.525	28.777	2:12.559	66.08	12.939	12:18:39.596
2 -	37.876	54.590	28.763	2:01.229	72.25	1.609	12:20:40.825
3 -	38.216	***53.955***	28.167	2:00.338 **(3)**	72.79	0.718	12:22:41.163
4 -	37.503	54.370	28.249	2:00.122 **(2)**	72.92	0.502	12:24:41.285
5 -	***37.072***	55.511	***27.950***	2:00.533	72.67	0.913	12:26:41.818
6 -	37.588	54.082	***27.950***	***1:59.620*** **(1)**	***73.23***		***12:28:41.438***

P25 43 S Colin HALL Kawasaki -

IDEAL LAP TIME : 2:01.916 BEST LAP TIME : 2:02.315 DIFFERENCE : 0.399

LAP	SECTOR 1	SECTOR 2	SECTOR 3	LAP TIME	MPH	DIFF	TIME OF DAY
1 -		56.734	29.352	2:14.583	65.08	12.268	12:18:41.620
2 -	38.890	55.423	29.456	2:03.769 **(3)**	70.77	1.454	12:20:45.389
3 -	38.993	55.240	29.138	2:03.371 **(2)**	71.00	1.056	12:22:48.760
4 -	38.840	55.571	29.403	2:03.814	70.75	1.499	12:24:52.574
5 -	38.446	***54.826***	***29.043***	***2:02.315*** **(1)**	***71.61***		***12:26:54.889***
6 -	***38.047***	1:04.108	29.389	2:11.544	66.59	9.229	12:29:06.433

P26 27 S Andrew BUTTERS Kawasaki -

IDEAL LAP TIME : 2:05.661 BEST LAP TIME : 2:07.163 DIFFERENCE : 1.502

LAP	SECTOR 1	SECTOR 2	SECTOR 3	LAP TIME	MPH	DIFF	TIME OF DAY
1 -		***56.706***	***29.283***	2:15.888	64.46	8.725	12:18:42.925
2 -	***39.672***	57.181	30.310	***2:07.163*** **(1)**	***68.88***		***12:20:50.088***
3 -	40.353	57.357	30.370	2:08.080 **(2)**	68.39	0.917	12:22:58.168
4 -	40.086	58.279	30.652	2:09.017 **(3)**	67.89	1.854	12:25:07.185
5 -	40.665	58.477	30.637	2:09.779	67.49	2.616	12:27:16.964
6 -	40.324	59.178	30.661	2:10.163	67.29	3.000	12:29:27.127

P27 133 S Peter WOOLFALL Kawasaki - Salisbury Cleaning Services

IDEAL LAP TIME : 2:09.614 BEST LAP TIME : 2:09.753 DIFFERENCE : 0.139

LAP	SECTOR 1	SECTOR 2	SECTOR 3	LAP TIME	MPH	DIFF	TIME OF DAY
1 -		59.401	30.664	2:21.679	61.82	11.926	12:18:48.716
2 -	41.183	1:00.416	30.751	2:12.350 **(3)**	66.18	2.597	12:21:01.066
3 -	41.963	59.888	30.767	2:12.618	66.05	2.865	12:23:13.684
4 -	41.105	58.924	***30.288***	2:10.317 **(2)**	67.21	0.564	12:25:24.001
5 -	***40.599***	***58.727***	30.427	***2:09.753*** **(1)**	***67.51***		***12:27:33.754***

P28 32 S John MACKNESS Kawasaki - ME

IDEAL LAP TIME : 2:09.100 BEST LAP TIME : 2:09.100 DIFFERENCE : 0.000

LAP	SECTOR 1	SECTOR 2	SECTOR 3	LAP TIME	MPH	DIFF	TIME OF DAY
1 -		59.676	30.773	2:21.258	62.01	12.158	12:18:48.295
2 -	40.797	1:00.708	30.703	2:12.208 **(3)**	66.25	3.108	12:21:00.503
3 -	41.238	1:00.714	31.141	2:13.093	65.81	3.993	12:23:13.596
4 -	41.708	59.277	30.197	2:11.182 **(2)**	66.77	2.082	12:25:24.778
5 -	***40.171***	***59.042***	***29.887***	***2:09.100*** **(1)**	***67.85***		***12:27:33.878***

P29 11 S Gary HARVEY Kawasaki - NR Racing

IDEAL LAP TIME : 2:13.544 BEST LAP TIME : 2:14.623 DIFFERENCE : 1.079

LAP	SECTOR 1	SECTOR 2	SECTOR 3	LAP TIME	MPH	DIFF	TIME OF DAY
1 -		***1:00.801***	***30.942***	2:24.023	60.82	9.400	12:18:51.060
2 -	42.992	1:02.181	31.619	2:16.792	64.03	2.169	12:21:07.852
3 -	42.324	1:01.607	31.863	2:15.794 **(3)**	64.50	1.171	12:23:23.646
4 -	***41.801***	1:01.443	31.379	***2:14.623*** **(1)**	***65.06***		***12:25:38.269***
5 -	42.319	1:01.477	31.990	2:15.786 **(2)**	64.51	1.163	12:27:54.055

Weather / Track : Sunny / Dry

Brands Hatch GP
Circuit Length = 2.4332 miles
Start: 12:16 Flag 12:27 End: 12:29

BMCRC - MRO Championships 2018 - Rnd 6 @ Brands Hatch GP

ACU Team Green Junior Cup & Senior 300

RACE 1 - SECTOR ANALYSIS

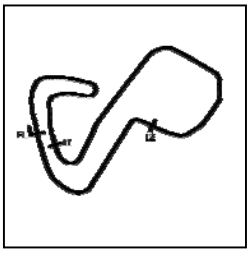

SECTOR 1 = FL to I1, SECTOR 2 = I1 to I2, SECTOR 3 = I2 to FL, DIFF = Difference To Personal Best Lap, P = Crossed Finish Line in Pit Lane, D = Time Disallowed

P30 111 S Trevor REEVE Kawasaki -

IDEAL LAP TIME : 2:04.542 BEST LAP TIME : DIFFERENCE :

LAP	SECTOR 1	SECTOR 2	SECTOR 3	LAP TIME	MPH	DIFF	TIME OF DAY
1 -		***56.745***	***29.288***	2:15.114	64.83		12:18:42.151

Brands Hatch GP
Circuit Length = 2.4332 miles
Start: 12:16 Flag 12:27 End: 12:29

Weather / Track : Sunny / Dry

BMCRC - MRO Championships 2018 - Rnd 6 @ Brands Hatch GP

ACU Team Green Junior Cup & Senior 300

RACE 1 - BEST SECTORS

	SECTOR 1			SECTOR 2			SECTOR 3			IDEAL / BEST COMPARISON					
POS	NO	NAME	TIME	NO	NAME	TIME	NO	NAME	TIME	POS	NO	NAME	IDEAL	BEST	DIFF
												PERFECT LAP	1:49.408		
1	861	JENNER	34.185	86	KELMAN	48.921	86	KELMAN	26.302	1	86	KELMAN	1:49.596	1:49.687	0.091
2	86	KELMAN	34.373	99	ROWLEY	49.599	77	JORDAN	26.376	2	77	JORDAN	1:50.732	1:51.540	0.808
3	77	JORDAN	34.425	23	ELLIS	49.626	4	DUTTON	26.382	3	861	JENNER	1:50.851	1:51.491	0.640
4	20	DICKINSON	34.862	67	MORRIS	49.643	67	MORRIS	26.508	4	23	ELLIS	1:51.086	1:52.024	0.938
5	23	ELLIS	34.912	4	DUTTON	49.772	23	ELLIS	26.548	5	99	ROWLEY	1:51.181	1:52.306	1.125
6	99	ROWLEY	34.916	28	STEWART	49.864	20	DICKINSON	26.593	6	4	DUTTON	1:51.212	1:51.221	0.009
7	29	STONE	35.008	6	COOPER	49.870	28	STEWART	26.607	7	67	MORRIS	1:51.455	1:51.748	0.293
8	4	DUTTON	35.058	77	JORDAN	49.931	99	ROWLEY	26.666	8	20	DICKINSON	1:51.661	1:51.907	0.246
9	67	MORRIS	35.304	861	JENNER	49.966	6	COOPER	26.695	9	28	STEWART	1:51.826	1:51.954	0.128
10	28	STEWART	35.355	29	STONE	50.033	861	JENNER	26.700	10	29	STONE	1:51.868	1:52.198	0.330
11	18	OFFER	35.432	20	DICKINSON	50.206	29	STONE	26.827	11	6	COOPER	1:52.006	1:52.039	0.033
12	6	COOPER	35.441	38	COUCHMAN	50.209	38	COUCHMAN	26.852	12	38	COUCHMAN	1:52.738	1:52.838	0.100
13	38	COUCHMAN	35.677	18	OFFER	50.419	888	MORRIS	27.142	13	18	OFFER	1:53.041	1:53.258	0.217
14	888	MORRIS	35.846	888	MORRIS	51.191	18	OFFER	27.190	14	888	MORRIS	1:54.179	1:54.440	0.261
15	88	COURT	36.113	88	COURT	51.714	41	TINKER	27.334	15	88	COURT	1:55.182	1:55.509	0.327
16	21	FRANCOMB	36.163	21	FRANCOMB	51.747	88	COURT	27.355	16	41	TINKER	1:55.735	1:55.827	0.092
17	41	TINKER	36.365	41	TINKER	52.036	21	FRANCOMB	27.829	17	21	FRANCOMB	1:55.739	1:56.365	0.626
18	42	JOHNSON	36.546	42	JOHNSON	52.668	44	SUTCH	27.950	18	42	JOHNSON	1:57.500	1:57.674	0.174
19	44	SUTCH	37.072	122	WILSON	52.687	66	FRANKLIN	28.057	19	30	HOWELL	1:58.798	1:59.378	0.580
20	30	HOWELL	37.226	66	FRANKLIN	52.956	48	SABBARTON	28.126	20	66	FRANKLIN	1:58.864	1:59.426	0.562
21	33	WRIGHT	37.342	48	SABBARTON	53.054	122	WILSON	28.134	21	48	SABBARTON	1:58.921	1:59.220	0.299
22	48	SABBARTON	37.741	30	HOWELL	53.396	30	HOWELL	28.176	22	44	SUTCH	1:58.977	1:59.620	0.643
23	66	FRANKLIN	37.851	33	WRIGHT	53.480	33	WRIGHT	28.182	23	33	WRIGHT	1:59.004	1:59.732	0.728
24	43	HALL	38.047	44	SUTCH	53.955	42	JOHNSON	28.286	24	122	WILSON	1:59.159	1:59.477	0.318
25	122	WILSON	38.338	43	HALL	54.826	43	HALL	29.043	25	43	HALL	2:01.916	2:02.315	0.399
26	111	REEVE	38.509	27	BUTTERS	56.706	27	BUTTERS	29.283	26	111	REEVE	2:04.542		
27	27	BUTTERS	39.672	111	REEVE	56.745	111	REEVE	29.288	27	27	BUTTERS	2:05.661	2:07.163	1.502
28	32	MACKNESS	40.171	133	WOOLFALL	58.727	32	MACKNESS	29.887	28	32	MACKNESS	2:09.100	2:09.100	0.000
29	133	WOOLFALL	40.599	32	MACKNESS	59.042	133	WOOLFALL	30.288	29	133	WOOLFALL	2:09.614	2:09.753	0.139
30	11	HARVEY	41.801	11	HARVEY	1:00.801	11	HARVEY	30.942	30	11	HARVEY	2:13.544	2:14.623	1.079

Weather / Track : Sunny / Dry

Brands Hatch GP
Circuit Length = 2.4332 miles
Start: 12:16 Flag 12:27 End: 12:29

Results can be found at www.tsl-timing.com

Printed - 12:32 Saturday, 07 July 2018

BMCRC - MRO Championships 2018 - Rnd 6 @ Brands Hatch GP

ACU Team Green Junior Cup & Senior 300

RACE 11 - GRID (6 Laps)

ROW 11	33	32 **70** Sean HALL	31 **45** Brandon SHERIFF
ROW 10	30 **111** Trevor REEVE	29 **11** Gary HARVEY 2:14.623	28 **133** Peter WOOLFALL 2:09.753
ROW 9	27 **32** John MACKNESS 2:09.100	26 **27** Andrew BUTTERS 2:07.163	25 **43** Colin HALL 2:02.315
ROW 8	24 **33** Jarrod WRIGHT 1:59.732	23 **44** Duane SUTCH 1:59.620	22 **122** Paul WILSON 1:59.477
ROW 7	21 **66** Nigel FRANKLIN 1:59.426	20 **30** Malcolm HOWELL 1:59.378	19 **48** Kevin SABBARTON 1:59.220
ROW 6	18 **42** Christopher JOHNSON 1:57.674	17 **21** Paul FRANCOMB 1:56.365	16 **41** Kyal TINKER 1:55.827
ROW 5	15 **88** David COURT 1:55.509	14 **888** Jeff MORRIS 1:54.440	13 **18** Indy OFFER 1:53.258
ROW 4	12 **38** Bob COUCHMAN 1:52.838	11 **99** Damian ROWLEY 1:52.306	10 **29** Charlie STONE 1:52.198
ROW 3	9 **6** Martin COOPER 1:52.039	8 **23** Joe ELLIS 1:52.024	7 **28** Leon STEWART 1:51.954
ROW 2	6 **20** Kai DICKINSON 1:51.907	5 **67** Tony MORRIS 1:51.748	4 **77** Steve JORDAN 1:51.540
ROW 1	3 **861** Owen JENNER 1:51.491	2 **4** James DUTTON 1:51.221	1 **86** Jamie KELMAN 1:49.687

Pole

Brands Hatch GP
Circuit Length = 2.4332 miles

These results are provisional until the conclusion of any judicial and technical matters.

Clerk Of Course :		Timekeeper :

Results can be found at www.tsl-timing.com

Printed - 12:33 Saturday, 07 July 2018

BMCRC - MRO Championships 2018 - Rnd 6 @ Brands Hatch GP

ACU Team Green Junior Cup & Senior 300

RACE 11 - CLASSIFICATION

POS	NO	CL	PIC	NAME	ENTRY	LAPS	TIME	GAP	DIFF	MPH	BEST	ON
1	86	S	1	Jamie KELMAN	Kawasaki - Fastlane motorcycles	6	11:02.177			79.37	1:48.875	2
2	861	J	1	Owen JENNER	Kawasaki -	6	11:08.571	6.394	6.394	78.61	1:50.231	2
3	20	S	2	Kai DICKINSON	Kawasaki - www.docklandsriders.org.uk	6	11:11.428	9.251	2.857	78.27	1:50.504	5
4	4	J	2	James DUTTON	Kawasaki -	6	11:11.483	9.306	0.055	78.27	1:50.414	2
5	23	J	3	Joe ELLIS	Kawasaki -	6	11:14.498	12.321	3.015	77.92	1:50.733	4
6	99	S	3	Damian ROWLEY	Kawasaki -	6	11:16.175	13.998	1.677	77.72	1:50.332	4
7	29	S	4	Charlie STONE	Kawasaki -	6	11:16.467	14.290	0.292	77.69	1:50.859	4
8	67	S	5	Tony MORRIS	Kawasaki - Chippy racing team	6	11:17.015	14.838	0.548	77.63	1:51.135	5
9	77 *	S	6	Steve JORDAN	Kawasaki - stevejordan motorcycles/Bernard Elliott	6	11:18.656	16.479	1.641	77.44	1:49.503	4
10	38	S	7	Bob COUCHMAN	Kawasaki - Pinky Janey	6	11:24.990	22.813	6.334	76.72	1:51.825	3
11	18	J	4	Indy OFFER	Kawasaki - Ace osteopaths	6	11:25.091	22.914	0.101	76.71	1:52.296	3
12	6	S	8	Martin COOPER	Kawasaki -	6	11:25.340	23.163	0.249	76.69	1:52.833	6
13	28 *	S	9	Leon STEWART	Kawasaki -	6	11:26.559	24.382	1.219	76.55	1:50.949	3
14	888	S	10	Jeff MORRIS	Kawazaki -	6	11:37.918	35.741	11.359	75.30	1:54.204	6
15	41	J	5	Kyal TINKER	Kawasaki - Aquatix-2u Ltd	6	11:38.475	36.298	0.557	75.24	1:54.456	6
16	88	S	11	David COURT	Kawasaki -	6	11:42.289	40.112	3.814	74.83	1:54.894	2
17	21	S	12	Paul FRANCOMB	Kawasaki -	6	11:46.444	44.267	4.155	74.39	1:55.306	2
18	42	J	6	Christopher JOHNSON	Kawasaki -	6	11:57.065	54.888	10.621	73.29	1:57.447	4
19	122	S	13	Paul WILSON	Kawasaki -	6	12:01.605	59.428	4.540	72.83	1:58.555	4
20	33	J	7	Jarrod WRIGHT	Kawasaki - elp racing	6	12:01.762	59.585	0.157	72.82	1:56.960	6
21	48	S	14	Kevin SABBARTON	Kawasaki -	6	12:01.890	59.713	0.128	72.80	1:56.979	6
22	66	S	15	Nigel FRANKLIN	Kawasaki - Jane Franklin	6	12:02.997	1:00.820	1.107	72.69	1:56.536	5
23	30	S	16	Malcolm HOWELL	Kawasaki -	6	12:03.872	1:01.695	0.875	72.60	1:57.794	5
24	44	S	17	Duane SUTCH	Kawasaki - Shawell Tuning and Racing Serv	6	12:08.271	1:06.094	4.399	72.16	1:58.715	4
25	43	S	18	Colin HALL	Kawasaki -	6	12:33.606	1:31.429	25.335	69.74	2:03.679	6
26	111	S	19	Trevor REEVE	Kawasaki -	6	12:41.300	1:39.123	7.694	69.03	2:04.030	5
27	32	S	20	John MACKNESS	Kawasaki - ME	6	12:50.508	1:48.331	9.208	68.21	2:06.057	4
28	133	S	21	Peter WOOLFALL	Kawasaki - Salisbury Cleaning Services	6	13:04.536	2:02.359	14.028	66.99	2:07.758	2
29	27	S	22	Andrew BUTTERS	Kawasaki -	6	13:13.051	2:10.874	8.515	66.27	2:10.190	2
30	11	S	23	Gary HARVEY	Kawasaki - NR Racing	5	11:22.575	1 Lap	1 Lap	64.16	2:14.011	2

FASTEST LAP

86	S	Jamie KELMAN	Kawasaki - Fastlane motorcycles	2	1:48.875	80.45 mph	129.48 kph
861	J	Owen JENNER	Kawasaki -	2	1:50.231	79.46 mph	127.89 kph

*** No. 28 & 77 - 10 second penalty - jump start**
Class S - 92.5% of Race Speed = 73.41 mph
Class J - 92.5% of Race Speed = 72.71 mph

Brands Hatch GP
Circuit Length = 2.4332 miles
Start: 15:37 Flag 15:48 End: 15:50

Weather / Track : Sunny / Dry
These results are provisional until the conclusion of any judicial and technical matters.

Clerk Of Course :		Timekeeper :

Results can be found at www.tsl-timing.com

Printed - 15:51 Saturday, 07 July 2018

BMCRC - MRO Championships 2018 - Rnd 6 @ Brands Hatch GP

ACU Team Green Junior Cup & Senior 300

RACE 11 - LAP CHART

LAP 1 @ 15:39:24.886

NO	BEHIND	LAP TIME
86		1:54.029
861	2.151	1:56.180
77	2.500	1:56.529
4	2.582	1:56.611
67	3.432	1:57.461
20	3.574	1:57.603
23	4.105	1:58.134
29	4.739	1:58.768
28	4.952	1:58.981
6	6.079	2:00.108
18	6.758	2:00.787
99	6.845	2:00.874
38	8.656	2:02.685
41	10.309	2:04.338
888	11.038	2:05.067
88	11.119	2:05.148
21	11.606	2:05.635
122	12.680	2:06.709
42	13.701	2:07.730
48	14.928	2:08.957
66	15.011	2:09.040
33	15.540	2:09.569
30	16.193	2:10.222
44	16.785	2:10.814
43	18.437	2:12.466
32	21.720	2:15.749
111	22.302	2:16.331
133	22.808	2:16.837
27	24.128	2:18.157
11	28.004	2:22.033

LAP 2 @ 15:41:13.761

NO	BEHIND	LAP TIME
86		1:48.875
77	3.183	1:49.558
861	3.507	1:50.231
4	4.121	1:50.414
20	5.610	1:50.911
67	6.702	1:52.145
23	6.796	1:51.566
29	6.969	1:51.105
28	8.117	1:52.040
99	9.541	1:51.571
6	10.384	1:53.180
18	10.705	1:52.822
38	11.824	1:52.043
41	16.113	1:54.679
888	16.680	1:54.517
88	17.138	1:54.894
21	18.037	1:55.306
122	22.412	1:58.607
42	22.741	1:57.915
48	25.534	1:59.481
66	26.224	2:00.088
33	26.875	2:00.210
30	27.410	2:00.092
44	28.024	2:00.114
43	34.007	2:04.445
111	39.908	2:06.481
32	39.980	2:07.135
133	41.691	2:07.758
27	45.443	2:10.190
11	53.140	2:14.011

LAP 3 @ 15:43:03.193

NO	BEHIND	LAP TIME
86		1:49.432
861	4.411	1:50.336
4	5.576	1:50.887
77	5.673	1:51.922
20	6.977	1:50.799
67	8.895	1:51.625
29	8.990	1:51.453
23	9.457	1:52.093
28	9.634	1:50.949
99	10.609	1:50.500
18	13.569	1:52.296
6	13.906	1:52.954
38	14.217	1:51.825
41	21.682	1:55.001
888	22.072	1:54.824
88	23.551	1:55.845
21	24.981	1:56.376
42	31.633	1:58.324
122	32.214	1:59.234
48	34.646	1:58.544
33	35.872	1:58.429
30	37.198	1:59.220
66	37.353	2:00.561
44	39.344	2:00.752
43	48.564	2:03.989
111	55.593	2:05.117
32	57.612	2:07.064
133	1:00.489	2:08.230
27	1:06.556	2:10.545
11	1:19.102	2:15.394

LAP 4 @ 15:44:52.857

NO	BEHIND	LAP TIME
86		1:49.664
861	5.317	1:50.570
77	5.512	1:49.503
4	6.341	1:50.429
20	8.134	1:50.821
29	10.185	1:50.859
23	10.526	1:50.733
67	10.745	1:51.514
28	10.926	1:50.956
99	11.277	1:50.332
18	17.121	1:53.216
6	17.387	1:53.145
38	17.649	1:53.096
41	26.708	1:54.690
888	26.839	1:54.431
88	29.467	1:55.580
21	31.576	1:56.259
42	39.416	1:57.447
122	41.105	1:58.555
33	44.953	1:58.745
48	45.066	2:00.084
30	46.260	1:58.726
66	46.804	1:59.115
44	48.395	1:58.715
43	1:03.122	2:04.222
111	1:10.580	2:04.651
32	1:14.005	2:06.057
133	1:20.272	2:09.447
27	1:27.794	2:10.902
11	1:44.153	2:14.715

LAP 5 @ 15:46:42.277

NO	BEHIND	LAP TIME
86		1:49.420
861	6.383	1:50.486
77	6.534	1:50.442
4	7.937	1:51.016
20	9.218	1:50.504
23	11.839	1:50.733
29	12.344	1:51.579
67	12.460	1:51.135
99	12.696	1:50.839
28	12.833	1:51.327
18	20.236	1:52.535
6	21.087	1:53.120
38	21.207	1:52.978
888	32.294	1:54.875
41	32.599	1:55.311
88	35.312	1:55.265
21	38.599	1:56.443
42	48.151	1:58.155
122	50.793	1:59.108
33	53.382	1:57.849
48	53.491	1:57.845
66	53.920	1:56.536
30	54.634	1:57.794
44	57.727	1:58.752
43	1:18.507	2:04.805
111	1:25.190	2:04.030
32	1:32.265	2:07.680
133	1:41.810	2:10.958
27	1:49.927	2:11.553

LAP 6 @ 15:48:33.034

NO	BEHIND	LAP TIME
86		1:50.757
861	6.394	1:50.768
77	6.479	1:50.702
20	9.251	1:50.790
4	9.306	1:52.126
23	12.321	1:51.239
99	13.998	1:52.059
29	14.290	1:52.703
28	14.382	1:52.306
67	14.838	1:53.135
11	1 Lap	2:16.422
38	22.813	1:52.363
18	22.914	1:53.435
6	23.163	1:52.833
888	35.741	1:54.204
41	36.298	1:54.456
88	40.112	1:55.557
21	44.267	1:56.425
42	54.888	1:57.494
122	59.428	1:59.392
33	59.585	1:56.960
48	59.713	1:56.979
66	1:00.820	1:57.657
30	1:01.695	1:57.818
44	1:06.094	1:59.124
43	1:31.429	2:03.679
111	1:39.123	2:04.690
32	1:48.331	2:06.823
133	2:02.359	2:11.306
27	2:10.874	2:11.704

Weather / Track : Sunny / Dry

Brands Hatch GP
Circuit Length = 2.4332 miles
Start: 15:37 Flag 15:48 End: 15:50

BMCRC - MRO Championships 2018 - Rnd 6 @ Brands Hatch GP

ACU Team Green Junior Cup & Senior 300

RACE 11 - SECTOR ANALYSIS

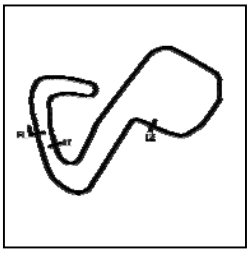

SECTOR 1 = FL to I1, SECTOR 2 = I1 to I2, SECTOR 3 = I2 to FL, DIFF = Difference To Personal Best Lap, P = Crossed Finish Line in Pit Lane, D = Time Disallowed

P1 86 S Jamie KELMAN Kawasaki - Fastlane motorcycles

IDEAL LAP TIME : 1:48.459 BEST LAP TIME : 1:48.875 DIFFERENCE : 0.416

LAP	SECTOR 1	SECTOR 2	SECTOR 3	LAP TIME	MPH	DIFF	TIME OF DAY
1 -		49.025	***26.235***	1:54.029	76.82	5.154	15:39:24.886
2 -	34.072	***48.508***	26.295	***1:48.875*** **(1)**	***80.45***		***15:41:13.761***
3 -	***33.716***	49.092	26.624	1:49.432 **(3)**	80.04	0.557	15:43:03.193
4 -	34.190	49.012	26.462	1:49.664	79.87	0.789	15:44:52.857
5 -	33.878	48.967	26.575	1:49.420 **(2)**	80.05	0.545	15:46:42.277
6 -	34.679	48.885	27.193	1:50.757	79.09	1.882	15:48:33.034

P2 861 J Owen JENNER Kawasaki -

IDEAL LAP TIME : 1:49.737 BEST LAP TIME : 1:50.231 DIFFERENCE : 0.494

LAP	SECTOR 1	SECTOR 2	SECTOR 3	LAP TIME	MPH	DIFF	TIME OF DAY
1 -		49.859	26.924	1:56.180	75.39	5.949	15:39:27.037
2 -	34.296	49.553	***26.382***	***1:50.231*** **(1)**	***79.46***		***15:41:17.268***
3 -	***33.863***	***49.492***	26.981	1:50.336 **(2)**	79.39	0.105	15:43:07.604
4 -	34.309	49.605	26.656	1:50.570	79.22	0.339	15:44:58.174
5 -	34.156	49.787	26.543	1:50.486 **(3)**	79.28	0.255	15:46:48.660
6 -	34.171	49.647	26.950	1:50.768	79.08	0.537	15:48:39.428

P3 20 S Kai DICKINSON Kawasaki - www.docklandsriders.org.uk

IDEAL LAP TIME : 1:50.130 BEST LAP TIME : 1:50.504 DIFFERENCE : 0.374

LAP	SECTOR 1	SECTOR 2	SECTOR 3	LAP TIME	MPH	DIFF	TIME OF DAY
1 -		49.916	26.786	1:57.603	74.48	7.099	15:39:28.460
2 -	34.868	49.453	26.590	1:50.911	78.98	0.407	15:41:19.371
3 -	34.822	49.614	***26.363***	1:50.799 **(3)**	79.06	0.295	15:43:10.170
4 -	34.844	49.483	26.494	1:50.821	79.04	0.317	15:45:00.991
5 -	34.614	***49.289***	26.601	***1:50.504*** **(1)**	***79.27***		***15:46:51.495***
6 -	***34.478***	49.900	26.412	1:50.790 **(2)**	79.06	0.286	15:48:42.285

P4 4 J James DUTTON Kawasaki -

IDEAL LAP TIME : 1:50.249 BEST LAP TIME : 1:50.414 DIFFERENCE : 0.165

LAP	SECTOR 1	SECTOR 2	SECTOR 3	LAP TIME	MPH	DIFF	TIME OF DAY
1 -		50.113	26.989	1:56.611	75.11	6.197	15:39:27.468
2 -	***34.325***	49.714	***26.375***	***1:50.414*** **(1)**	***79.33***		***15:41:17.882***
3 -	34.531	49.756	26.600	1:50.887 **(3)**	78.99	0.473	15:43:08.769
4 -	34.407	***49.549***	26.473	1:50.429 **(2)**	79.32	0.015	15:44:59.198
5 -	34.771	49.868	26.377	1:51.016	78.90	0.602	15:46:50.214
6 -	34.505	50.893	26.728	1:52.126	78.12	1.712	15:48:42.340

P5 23 J Joe ELLIS Kawasaki -

IDEAL LAP TIME : 1:50.372 BEST LAP TIME : 1:50.733 DIFFERENCE : 0.361

LAP	SECTOR 1	SECTOR 2	SECTOR 3	LAP TIME	MPH	DIFF	TIME OF DAY
1 -		49.729	26.703	1:58.134	74.15	7.401	15:39:28.991
2 -	35.383	49.293	26.890	1:51.566	78.51	0.833	15:41:20.557
3 -	35.643	49.876	26.574	1:52.093	78.14	1.360	15:43:12.650
4 -	35.129	***49.118***	26.486	***1:50.733*** **(1)**	***79.10***		***15:45:03.383***
5 -	***34.836***	49.416	26.481	***1:50.733*** **(1)**	***79.10***		***15:46:54.116***
6 -	35.231	49.590	***26.418***	1:51.239 **(3)**	78.74	0.506	15:48:45.355

P6 99 S Damian ROWLEY Kawasaki -

IDEAL LAP TIME : 1:50.112 BEST LAP TIME : 1:50.332 DIFFERENCE : 0.220

LAP	SECTOR 1	SECTOR 2	SECTOR 3	LAP TIME	MPH	DIFF	TIME OF DAY
1 -		50.223	26.879	2:00.874	72.47	10.542	15:39:31.731
2 -	35.031	49.752	26.788	1:51.571	78.51	1.239	15:41:23.302
3 -	34.717	49.469	***26.314***	1:50.500 **(2)**	79.27	0.168	15:43:13.802
4 -	***34.665***	***49.133***	26.534	***1:50.332*** **(1)**	***79.39***		***15:45:04.134***
5 -	35.007	49.340	26.492	1:50.839 **(3)**	79.03	0.507	15:46:54.973

Weather / Track : Sunny / Dry

Brands Hatch GP
Circuit Length = 2.4332 miles
Start: 15:37 Flag 15:48 End: 15:50

BMCRC - MRO Championships 2018 - Rnd 6 @ Brands Hatch GP

ACU Team Green Junior Cup & Senior 300

RACE 11 - SECTOR ANALYSIS

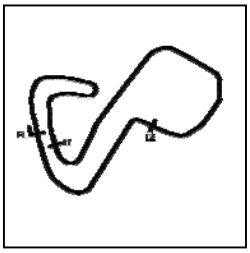

SECTOR 1 = FL to I1, SECTOR 2 = I1 to I2, SECTOR 3 = I2 to FL, DIFF = Difference To Personal Best Lap, P = Crossed Finish Line in Pit Lane, D = Time Disallowed

6 -	34.985	50.292	26.782	1:52.059	78.17	1.727	15:48:47.032

P7 29 S Charlie STONE Kawasaki -

IDEAL LAP TIME : 1:50.720 BEST LAP TIME : 1:50.859 DIFFERENCE : 0.139

LAP	SECTOR 1	SECTOR 2	SECTOR 3	LAP TIME	MPH	DIFF	TIME OF DAY
1 -		50.039	26.922	1:58.768	73.75	7.909	15:39:29.625
2 -	35.059	49.460	***26.586***	1:51.105 **(2)**	78.84	0.246	15:41:20.730
3 -	34.978	49.715	26.760	1:51.453 **(3)**	78.59	0.594	15:43:12.183
4 -	***34.706***	***49.428***	26.725	***1:50.859*** **(1)**	***79.01***		***15:45:03.042***
5 -	35.040	49.701	26.838	1:51.579	78.50	0.720	15:46:54.621
6 -	34.833	51.175	26.695	1:52.703	77.72	1.844	15:48:47.324

P8 67 S Tony MORRIS Kawasaki - Chippy racing team

IDEAL LAP TIME : 1:50.833 BEST LAP TIME : 1:51.135 DIFFERENCE : 0.302

LAP	SECTOR 1	SECTOR 2	SECTOR 3	LAP TIME	MPH	DIFF	TIME OF DAY
1 -		49.798	26.896	1:57.461	74.57	6.326	15:39:28.318
2 -	35.391	49.706	27.048	1:52.145	78.11	1.010	15:41:20.463
3 -	***34.941***	49.839	26.845	1:51.625 **(3)**	78.47	0.490	15:43:12.088
4 -	35.293	***49.326***	26.895	1:51.514 **(2)**	78.55	0.379	15:45:03.602
5 -	35.086	49.483	***26.566***	***1:51.135*** **(1)**	***78.82***		***15:46:54.737***
6 -	36.383	49.912	26.840	1:53.135	77.42	2.000	15:48:47.872

P9 77 S Steve JORDAN Kawasaki - stevejordan motorcycles/Bernard Elliott

IDEAL LAP TIME : 1:49.170 BEST LAP TIME : 1:49.503 DIFFERENCE : 0.333

LAP	SECTOR 1	SECTOR 2	SECTOR 3	LAP TIME	MPH	DIFF	TIME OF DAY
1 -		48.968	26.913	1:56.529	75.17	7.026	15:39:27.386
2 -	34.264	48.990	***26.304***	1:49.558 **(2)**	79.95	0.055	15:41:16.944
3 -	34.659	49.064	28.199	1:51.922	78.26	2.419	15:43:08.866
4 -	***34.218***	***48.648***	26.637	***1:49.503*** **(1)**	***79.99***		***15:44:58.369***
5 -	34.399	49.575	26.468	1:50.442 **(3)**	79.31	0.939	15:46:48.811
6 -	34.283	49.549	26.870	1:50.702	79.12	1.199	15:48:39.513

P10 38 S Bob COUCHMAN Kawasaki - Pinky Janey

IDEAL LAP TIME : 1:51.253 BEST LAP TIME : 1:51.825 DIFFERENCE : 0.572

LAP	SECTOR 1	SECTOR 2	SECTOR 3	LAP TIME	MPH	DIFF	TIME OF DAY
1 -		52.126	26.701	2:02.685	71.40	10.860	15:39:33.542
2 -	35.226	***49.908***	26.909	1:52.043 **(2)**	78.18	0.218	15:41:25.585
3 -	***34.692***	50.086	27.047	***1:51.825*** **(1)**	***78.33***		***15:43:17.410***
4 -	35.485	50.610	27.001	1:53.096	77.45	1.271	15:45:10.506
5 -	35.387	50.938	***26.653***	1:52.978	77.53	1.153	15:47:03.484
6 -	35.065	50.048	27.250	1:52.363 **(3)**	77.96	0.538	15:48:55.847

P11 18 J Indy OFFER Kawasaki - Ace osteopaths

IDEAL LAP TIME : 1:52.049 BEST LAP TIME : 1:52.296 DIFFERENCE : 0.247

LAP	SECTOR 1	SECTOR 2	SECTOR 3	LAP TIME	MPH	DIFF	TIME OF DAY
1 -		51.491	26.918	2:00.787	72.52	8.491	15:39:31.644
2 -	35.130	50.794	***26.898***	1:52.822 **(3)**	77.64	0.526	15:41:24.466
3 -	35.074	***50.287***	26.935	***1:52.296*** **(1)**	***78.00***		***15:43:16.762***
4 -	35.610	50.621	26.985	1:53.216	77.37	0.920	15:45:09.978
5 -	***34.864***	50.626	27.045	1:52.535 **(2)**	77.84	0.239	15:47:02.513
6 -	35.228	50.541	27.666	1:53.435	77.22	1.139	15:48:55.948

P12 6 S Martin COOPER Kawasaki -

IDEAL LAP TIME : 1:52.271 BEST LAP TIME : 1:52.833 DIFFERENCE : 0.562

LAP	SECTOR 1	SECTOR 2	SECTOR 3	LAP TIME	MPH	DIFF	TIME OF DAY
1 -		50.896	26.804	2:00.108	72.93	7.275	15:39:30.965
2 -	35.746	50.343	27.091	1:53.180	77.39	0.347	15:41:24.145
3 -	35.494	50.317	27.143	1:52.954 **(2)**	77.55	0.121	15:43:17.099

Weather / Track : Sunny / Dry

Brands Hatch GP
Circuit Length = 2.4332 miles
Start: 15:37 Flag 15:48 End: 15:50

BMCRC - MRO Championships 2018 - Rnd 6 @ Brands Hatch GP

ACU Team Green Junior Cup & Senior 300

RACE 11 - SECTOR ANALYSIS

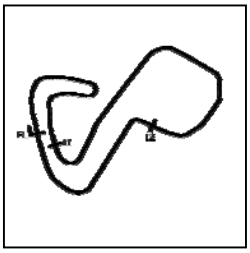

SECTOR 1 = FL to I1, SECTOR 2 = I1 to I2, SECTOR 3 = I2 to FL, DIFF = Difference To Personal Best Lap, P = Crossed Finish Line in Pit Lane, D = Time Disallowed

4 -	36.280	50.107	***26.758***	1:53.145	77.42	0.312	15:45:10.244
5 -	***35.454***	50.576	27.090	1:53.120 **(3)**	77.43	0.287	15:47:03.364
6 -	35.726	***50.059***	27.048	***1:52.833*** **(1)**	***77.63***		***15:48:56.197***

P13 28 S Leon STEWART Kawasaki -

IDEAL LAP TIME : 1:50.197 BEST LAP TIME : 1:50.949 DIFFERENCE : 0.752

LAP	SECTOR 1	SECTOR 2	SECTOR 3	LAP TIME	MPH	DIFF	TIME OF DAY
1 -		50.198	26.752	1:58.981	73.62	8.032	15:39:29.838
2 -	35.237	50.151	26.652	1:52.040	78.18	1.091	15:41:21.878
3 -	***34.592***	49.823	26.534	***1:50.949*** **(1)**	***78.95***		***15:43:12.827***
4 -	35.135	***49.256***	26.565	1:50.956 **(2)**	78.94	0.007	15:45:03.783
5 -	35.012	49.966	***26.349***	1:51.327 **(3)**	78.68	0.378	15:46:55.110
6 -	35.322	50.452	26.532	1:52.306	77.99	1.357	15:48:47.416

P14 888 S Jeff MORRIS Kawazaki -

IDEAL LAP TIME : 1:53.746 BEST LAP TIME : 1:54.204 DIFFERENCE : 0.458

LAP	SECTOR 1	SECTOR 2	SECTOR 3	LAP TIME	MPH	DIFF	TIME OF DAY
1 -		53.276	27.612	2:05.067	70.04	10.863	15:39:35.924
2 -	35.650	51.352	27.515	1:54.517 **(3)**	76.49	0.313	15:41:30.441
3 -	35.821	51.684	27.319	1:54.824	76.28	0.620	15:43:25.265
4 -	35.947	***51.300***	27.184	1:54.431 **(2)**	76.55	0.227	15:45:19.696
5 -	36.339	51.451	27.085	1:54.875	76.25	0.671	15:47:14.571
6 -	***35.398***	51.758	***27.048***	***1:54.204*** **(1)**	***76.70***		***15:49:08.775***

P15 41 J Kyal TINKER Kawasaki - Aquatix-2u Ltd

IDEAL LAP TIME : 1:53.832 BEST LAP TIME : 1:54.456 DIFFERENCE : 0.624

LAP	SECTOR 1	SECTOR 2	SECTOR 3	LAP TIME	MPH	DIFF	TIME OF DAY
1 -		53.605	27.045	2:04.338	70.45	9.882	15:39:35.195
2 -	35.981	51.378	27.320	1:54.679 **(2)**	76.38	0.223	15:41:29.874
3 -	36.680	***51.233***	27.088	1:55.001	76.17	0.545	15:43:24.875
4 -	35.978	51.499	27.213	1:54.690 **(3)**	76.37	0.234	15:45:19.565
5 -	36.189	51.971	27.151	1:55.311	75.96	0.855	15:47:14.876
6 -	***35.722***	51.857	***26.877***	***1:54.456*** **(1)**	***76.53***		***15:49:09.332***

P16 88 S David COURT Kawasaki -

IDEAL LAP TIME : 1:54.552 BEST LAP TIME : 1:54.894 DIFFERENCE : 0.342

LAP	SECTOR 1	SECTOR 2	SECTOR 3	LAP TIME	MPH	DIFF	TIME OF DAY
1 -		53.204	27.480	2:05.148	69.99	10.254	15:39:36.005
2 -	***35.802***	***51.446***	27.646	***1:54.894*** **(1)**	***76.24***		***15:41:30.899***
3 -	36.225	52.177	27.443	1:55.845	75.61	0.951	15:43:26.744
4 -	36.051	51.978	27.551	1:55.580	75.79	0.686	15:45:22.324
5 -	36.332	51.629	***27.304***	1:55.265 **(2)**	75.99	0.371	15:47:17.589
6 -	36.264	51.775	27.518	1:55.557 **(3)**	75.80	0.663	15:49:13.146

P17 21 S Paul FRANCOMB Kawasaki -

IDEAL LAP TIME : 1:55.111 BEST LAP TIME : 1:55.306 DIFFERENCE : 0.195

LAP	SECTOR 1	SECTOR 2	SECTOR 3	LAP TIME	MPH	DIFF	TIME OF DAY
1 -		53.042	***27.657***	2:05.635	69.72	10.329	15:39:36.492
2 -	***35.914***	***51.540***	27.852	***1:55.306*** **(1)**	***75.97***		***15:41:31.798***
3 -	36.795	51.660	27.921	1:56.376 **(3)**	75.27	1.070	15:43:28.174
4 -	36.600	51.664	27.995	1:56.259 **(2)**	75.34	0.953	15:45:24.433
5 -	36.450	51.915	28.078	1:56.443	75.22	1.137	15:47:20.876
6 -	36.663	51.850	27.912	1:56.425	75.24	1.119	15:49:17.301

P18 42 J Christopher JOHNSON Kawasaki -

IDEAL LAP TIME : 1:57.084 BEST LAP TIME : 1:57.447 DIFFERENCE : 0.363

LAP	SECTOR 1	SECTOR 2	SECTOR 3	LAP TIME	MPH	DIFF	TIME OF DAY
1 -		52.968	28.168	2:07.730	68.58	10.283	15:39:38.587

Weather / Track : Sunny / Dry

Brands Hatch GP
Circuit Length = 2.4332 miles
Start: 15:37 Flag 15:48 End: 15:50

BMCRC - MRO Championships 2018 - Rnd 6 @ Brands Hatch GP

ACU Team Green Junior Cup & Senior 300

RACE 11 - SECTOR ANALYSIS

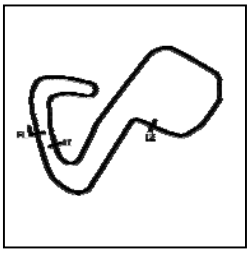

SECTOR 1 = FL to I1, SECTOR 2 = I1 to I2, SECTOR 3 = I2 to FL, DIFF = Difference To Personal Best Lap, P = Crossed Finish Line in Pit Lane, D = Time Disallowed

2 -	36.890	52.683	28.342	1:57.915 **(3)**	74.28	0.468	15:41:36.502
3 -	37.477	52.719	***28.128***	1:58.324	74.03	0.877	15:43:34.826
4 -	***36.394***	***52.562***	28.491	***1:57.447*** **(1)**	***74.58***		***15:45:32.273***
5 -	36.996	52.799	28.360	1:58.155	74.13	0.708	15:47:30.428
6 -	36.482	52.697	28.315	1:57.494 **(2)**	74.55	0.047	15:49:27.922

P19 122 S Paul WILSON

Kawasaki -

IDEAL LAP TIME : 1:57.962 BEST LAP TIME : 1:58.555 DIFFERENCE : 0.593

LAP	SECTOR 1	SECTOR 2	SECTOR 3	LAP TIME	MPH	DIFF	TIME OF DAY
1 -		52.902	***27.887***	2:06.709	69.13	8.154	15:39:37.566
2 -	37.760	***52.471***	28.376	1:58.607 **(2)**	73.85	0.052	15:41:36.173
3 -	37.813	53.011	28.410	1:59.234	73.46	0.679	15:43:35.407
4 -	37.694	52.645	28.216	***1:58.555*** **(1)**	***73.88***		***15:45:33.962***
5 -	37.868	52.986	28.254	1:59.108 **(3)**	73.54	0.553	15:47:33.070
6 -	***37.604***	53.054	28.734	1:59.392	73.37	0.837	15:49:32.462

P20 33 J Jarrod WRIGHT

Kawasaki - elp racing

IDEAL LAP TIME : 1:56.309 BEST LAP TIME : 1:56.960 DIFFERENCE : 0.651

LAP	SECTOR 1	SECTOR 2	SECTOR 3	LAP TIME	MPH	DIFF	TIME OF DAY
1 -		53.644	28.149	2:09.569	67.60	12.609	15:39:40.426
2 -	37.318	54.244	28.648	2:00.210	72.87	3.250	15:41:40.636
3 -	36.953	53.476	***28.000***	1:58.429 **(3)**	73.96	1.469	15:43:39.065
4 -	36.638	53.558	28.549	1:58.745	73.77	1.785	15:45:37.810
5 -	36.217	53.060	28.572	1:57.849 **(2)**	74.33	0.889	15:47:35.659
6 -	***36.184***	***52.125***	28.651	***1:56.960*** **(1)**	***74.89***		***15:49:32.619***

P21 48 S Kevin SABBARTON

Kawasaki -

IDEAL LAP TIME : 1:56.979 BEST LAP TIME : 1:56.979 DIFFERENCE : 0.000

LAP	SECTOR 1	SECTOR 2	SECTOR 3	LAP TIME	MPH	DIFF	TIME OF DAY
1 -		53.905	28.684	2:08.957	67.92	11.978	15:39:39.814
2 -	37.793	53.040	28.648	1:59.481	73.31	2.502	15:41:39.295
3 -	37.288	52.767	28.489	1:58.544 **(3)**	73.89	1.565	15:43:37.839
4 -	37.800	53.116	29.168	2:00.084	72.94	3.105	15:45:37.923
5 -	36.885	52.489	28.471	1:57.845 **(2)**	74.33	0.866	15:47:35.768
6 -	***36.681***	***51.836***	***28.462***	***1:56.979*** **(1)**	***74.88***		***15:49:32.747***

P22 66 S Nigel FRANKLIN

Kawasaki - Jane Franklin

IDEAL LAP TIME : 1:56.177 BEST LAP TIME : 1:56.536 DIFFERENCE : 0.359

LAP	SECTOR 1	SECTOR 2	SECTOR 3	LAP TIME	MPH	DIFF	TIME OF DAY
1 -		53.778	28.338	2:09.040	67.88	12.504	15:39:39.897
2 -	38.309	53.384	28.395	2:00.088	72.94	3.552	15:41:39.985
3 -	37.387	54.177	28.997	2:00.561	72.65	4.025	15:43:40.546
4 -	37.628	53.477	28.010	1:59.115 **(3)**	73.54	2.579	15:45:39.661
5 -	***36.499***	52.301	***27.736***	***1:56.536*** **(1)**	***75.16***		***15:47:36.197***
6 -	37.889	***51.942***	27.826	1:57.657 **(2)**	74.45	1.121	15:49:33.854

P23 30 S Malcolm HOWELL

Kawasaki -

IDEAL LAP TIME : 1:57.413 BEST LAP TIME : 1:57.794 DIFFERENCE : 0.381

LAP	SECTOR 1	SECTOR 2	SECTOR 3	LAP TIME	MPH	DIFF	TIME OF DAY
1 -		54.165	28.586	2:10.222	67.26	12.428	15:39:41.079
2 -	37.817	53.429	28.846	2:00.092	72.94	2.298	15:41:41.171
3 -	37.134	53.471	28.615	1:59.220	73.47	1.426	15:43:40.391
4 -	37.619	52.709	28.398	1:58.726 **(3)**	73.78	0.932	15:45:39.117
5 -	***37.021***	52.821	27.952	***1:57.794*** **(1)**	***74.36***		***15:47:36.911***
6 -	37.426	***52.489***	***27.903***	1:57.818 **(2)**	74.35	0.024	15:49:34.729

Weather / Track : Sunny / Dry

Brands Hatch GP
Circuit Length = 2.4332 miles
Start: 15:37 Flag 15:48 End: 15:50

BMCRC - MRO Championships 2018 - Rnd 6 @ Brands Hatch GP

ACU Team Green Junior Cup & Senior 300

RACE 11 - SECTOR ANALYSIS

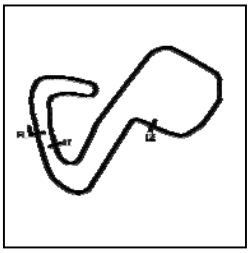

SECTOR 1 = FL to I1, SECTOR 2 = I1 to I2, SECTOR 3 = I2 to FL, DIFF = Difference To Personal Best Lap, P = Crossed Finish Line in Pit Lane, D = Time Disallowed

P24 44 S Duane SUTCH Kawasaki - Shawell Tuning and Racing Serv

IDEAL LAP TIME : 1:58.291 BEST LAP TIME : 1:58.715 DIFFERENCE : 0.424

LAP	SECTOR 1	SECTOR 2	SECTOR 3	LAP TIME	MPH	DIFF	TIME OF DAY
1 -		55.264	28.335	2:10.814	66.96	12.099	15:39:41.671
2 -	37.532	53.905	28.677	2:00.114	72.92	1.399	15:41:41.785
3 -	37.508	54.802	28.442	2:00.752	72.54	2.037	15:43:42.537
4 -	37.303	***52.947***	28.465	***1:58.715*** **(1)**	***73.78***		***15:45:41.252***
5 -	***37.078***	53.233	28.441	1:58.752 **(2)**	73.76	0.037	15:47:40.004
6 -	37.792	53.066	***28.266***	1:59.124 **(3)**	73.53	0.409	15:49:39.128

P25 43 S Colin HALL Kawasaki -

IDEAL LAP TIME : 2:02.751 BEST LAP TIME : 2:03.679 DIFFERENCE : 0.928

LAP	SECTOR 1	SECTOR 2	SECTOR 3	LAP TIME	MPH	DIFF	TIME OF DAY
1 -		55.484	***28.986***	2:12.466	66.12	8.787	15:39:43.323
2 -	38.826	56.042	29.577	2:04.445	70.39	0.766	15:41:47.768
3 -	39.342	***55.282***	29.365	2:03.989 **(2)**	70.65	0.310	15:43:51.757
4 -	***38.483***	55.927	29.812	2:04.222 **(3)**	70.51	0.543	15:45:55.979
5 -	38.758	56.785	29.262	2:04.805	70.18	1.126	15:48:00.784
6 -	38.706	55.772	29.201	***2:03.679*** **(1)**	***70.82***		***15:50:04.463***

P26 111 S Trevor REEVE Kawasaki -

IDEAL LAP TIME : 2:03.474 BEST LAP TIME : 2:04.030 DIFFERENCE : 0.556

LAP	SECTOR 1	SECTOR 2	SECTOR 3	LAP TIME	MPH	DIFF	TIME OF DAY
1 -		57.106	29.262	2:16.331	64.25	12.301	15:39:47.188
2 -	39.034	57.744	29.703	2:06.481	69.25	2.451	15:41:53.669
3 -	39.700	***56.320***	***29.097***	2:05.117	70.01	1.087	15:43:58.786
4 -	38.635	56.669	29.347	2:04.651 **(2)**	70.27	0.621	15:46:03.437
5 -	***38.057***	56.540	29.433	***2:04.030*** **(1)**	***70.62***		***15:48:07.467***
6 -	38.261	56.820	29.609	2:04.690 **(3)**	70.25	0.660	15:50:12.157

P27 32 S John MACKNESS Kawasaki - ME

IDEAL LAP TIME : 2:05.825 BEST LAP TIME : 2:06.057 DIFFERENCE : 0.232

LAP	SECTOR 1	SECTOR 2	SECTOR 3	LAP TIME	MPH	DIFF	TIME OF DAY
1 -		***57.150***	29.932	2:15.749	64.52	9.692	15:39:46.606
2 -	39.183	57.936	30.016	2:07.135	68.90	1.078	15:41:53.741
3 -	39.816	57.518	29.730	2:07.064 **(3)**	68.94	1.007	15:44:00.805
4 -	***38.969***	57.182	29.906	***2:06.057*** **(1)**	***69.49***		***15:46:06.862***
5 -	39.182	58.229	30.269	2:07.680	68.60	1.623	15:48:14.542
6 -	39.303	57.814	***29.706***	2:06.823 **(2)**	69.07	0.766	15:50:21.365

P28 133 S Peter WOOLFALL Kawasaki - Salisbury Cleaning Services

IDEAL LAP TIME : 2:06.592 BEST LAP TIME : 2:07.758 DIFFERENCE : 1.166

LAP	SECTOR 1	SECTOR 2	SECTOR 3	LAP TIME	MPH	DIFF	TIME OF DAY
1 -		***57.114***	30.208	2:16.837	64.01	9.079	15:39:47.694
2 -	***39.420***	58.048	30.290	***2:07.758*** **(1)**	***68.56***		***15:41:55.452***
3 -	40.099	58.073	***30.058***	2:08.230 **(2)**	68.31	0.472	15:44:03.682
4 -	40.157	58.819	30.471	2:09.447 **(3)**	67.67	1.689	15:46:13.129
5 -	40.552	59.631	30.775	2:10.958	66.89	3.200	15:48:24.087
6 -	41.321	59.240	30.745	2:11.306	66.71	3.548	15:50:35.393

P29 27 S Andrew BUTTERS Kawasaki -

IDEAL LAP TIME : 2:09.048 BEST LAP TIME : 2:10.190 DIFFERENCE : 1.142

LAP	SECTOR 1	SECTOR 2	SECTOR 3	LAP TIME	MPH	DIFF	TIME OF DAY
1 -		***58.358***	***30.225***	2:18.157	63.40	7.967	15:39:49.014
2 -	40.795	58.715	30.680	***2:10.190*** **(1)**	***67.28***		***15:41:59.204***
3 -	40.769	58.925	30.851	2:10.545 **(2)**	67.10	0.355	15:44:09.749
4 -	41.040	58.940	30.922	2:10.902 **(3)**	66.91	0.712	15:46:20.651
5 -	41.022	59.315	31.216	2:11.553	66.58	1.363	15:48:32.204

Weather / Track : Sunny / Dry

Brands Hatch GP
Circuit Length = 2.4332 miles
Start: 15:37 Flag 15:48 End: 15:50

BMCRC - MRO Championships 2018 - Rnd 6 @ Brands Hatch GP

ACU Team Green Junior Cup & Senior 300

RACE 11 - SECTOR ANALYSIS

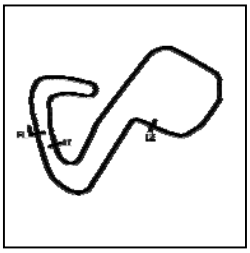

SECTOR 1 = FL to I1, SECTOR 2 = I1 to I2, SECTOR 3 = I2 to FL, DIFF = Difference To Personal Best Lap, P = Crossed Finish Line in Pit Lane, D = Time Disallowed

6 -	***40.465***	1:00.118	31.121	2:11.704	66.51	1.514	15:50:43.908

P30 11 S Gary HARVEY Kawasaki - NR Racing

IDEAL LAP TIME : 2:12.728 BEST LAP TIME : 2:14.011 DIFFERENCE : 1.283

LAP	SECTOR 1	SECTOR 2	SECTOR 3	LAP TIME	MPH	DIFF	TIME OF DAY
1 -		***59.944***	***31.003***	2:22.033	61.67	8.022	15:39:52.890
2 -	***41.781***	1:00.700	31.530	***2:14.011*** **(1)**	***65.36***		***15:42:06.901***
3 -	42.175	1:02.004	31.215	2:15.394 **(3)**	64.69	1.383	15:44:22.295
4 -	42.072	1:01.561	31.082	2:14.715 **(2)**	65.02	0.704	15:46:37.010
5 -	42.682	1:02.042	31.698	2:16.422	64.21	2.411	15:48:53.432

Weather / Track : Sunny / Dry

Brands Hatch GP
Circuit Length = 2.4332 miles
Start: 15:37 Flag 15:48 End: 15:50

BMCRC - MRO Championships 2018 - Rnd 6 @ Brands Hatch GP

ACU Team Green Junior Cup & Senior 300

RACE 11 - BEST SECTORS

	SECTOR 1			SECTOR 2			SECTOR 3			IDEAL / BEST COMPARISON					
POS	NO	NAME	TIME	NO	NAME	TIME	NO	NAME	TIME	POS	NO	NAME	IDEAL	BEST	DIFF
												PERFECT LAP	1:48.459		
1	86	KELMAN	33.716	86	KELMAN	48.508	86	KELMAN	26.235	1	86	KELMAN	1:48.459	1:48.875	0.416
2	861	JENNER	33.863	77	JORDAN	48.648	77	JORDAN	26.304	2	77	JORDAN	1:49.170	1:49.503	0.333
3	77	JORDAN	34.218	23	ELLIS	49.118	99	ROWLEY	26.314	3	861	JENNER	1:49.737	1:50.231	0.494
4	4	DUTTON	34.325	99	ROWLEY	49.133	28	STEWART	26.349	4	99	ROWLEY	1:50.112	1:50.332	0.220
5	20	DICKINSON	34.478	28	STEWART	49.256	20	DICKINSON	26.363	5	20	DICKINSON	1:50.130	1:50.504	0.374
6	28	STEWART	34.592	20	DICKINSON	49.289	4	DUTTON	26.375	6	28	STEWART	1:50.197	1:50.949	0.752
7	99	ROWLEY	34.665	67	MORRIS	49.326	861	JENNER	26.382	7	4	DUTTON	1:50.249	1:50.414	0.165
8	38	COUCHMAN	34.692	29	STONE	49.428	23	ELLIS	26.418	8	23	ELLIS	1:50.372	1:50.733	0.361
9	29	STONE	34.706	861	JENNER	49.492	67	MORRIS	26.566	9	29	STONE	1:50.720	1:50.859	0.139
10	23	ELLIS	34.836	4	DUTTON	49.549	29	STONE	26.586	10	67	MORRIS	1:50.833	1:51.135	0.302
11	18	OFFER	34.864	38	COUCHMAN	49.908	38	COUCHMAN	26.653	11	38	COUCHMAN	1:51.253	1:51.825	0.572
12	67	MORRIS	34.941	6	COOPER	50.059	6	COOPER	26.758	12	18	OFFER	1:52.049	1:52.296	0.247
13	888	MORRIS	35.398	18	OFFER	50.287	41	TINKER	26.877	13	6	COOPER	1:52.271	1:52.833	0.562
14	6	COOPER	35.454	41	TINKER	51.233	18	OFFER	26.898	14	888	MORRIS	1:53.746	1:54.204	0.458
15	41	TINKER	35.722	888	MORRIS	51.300	888	MORRIS	27.048	15	41	TINKER	1:53.832	1:54.456	0.624
16	88	COURT	35.802	88	COURT	51.446	88	COURT	27.304	16	88	COURT	1:54.552	1:54.894	0.342
17	21	FRANCOMB	35.914	21	FRANCOMB	51.540	21	FRANCOMB	27.657	17	21	FRANCOMB	1:55.111	1:55.306	0.195
18	33	WRIGHT	36.184	48	SABBARTON	51.836	66	FRANKLIN	27.736	18	66	FRANKLIN	1:56.177	1:56.536	0.359
19	42	JOHNSON	36.394	66	FRANKLIN	51.942	122	WILSON	27.887	19	33	WRIGHT	1:56.309	1:56.960	0.651
20	66	FRANKLIN	36.499	33	WRIGHT	52.125	30	HOWELL	27.903	20	48	SABBARTON	1:56.979	1:56.979	0.000
21	48	SABBARTON	36.681	122	WILSON	52.471	33	WRIGHT	28.000	21	42	JOHNSON	1:57.084	1:57.447	0.363
22	30	HOWELL	37.021	30	HOWELL	52.489	42	JOHNSON	28.128	22	30	HOWELL	1:57.413	1:57.794	0.381
23	44	SUTCH	37.078	42	JOHNSON	52.562	44	SUTCH	28.266	23	122	WILSON	1:57.962	1:58.555	0.593
24	122	WILSON	37.604	44	SUTCH	52.947	48	SABBARTON	28.462	24	44	SUTCH	1:58.291	1:58.715	0.424
25	111	REEVE	38.057	43	HALL	55.282	43	HALL	28.986	25	43	HALL	2:02.751	2:03.679	0.928
26	43	HALL	38.483	111	REEVE	56.320	111	REEVE	29.097	26	111	REEVE	2:03.474	2:04.030	0.556
27	32	MACKNESS	38.969	133	WOOLFALL	57.114	32	MACKNESS	29.706	27	32	MACKNESS	2:05.825	2:06.057	0.232
28	133	WOOLFALL	39.420	32	MACKNESS	57.150	133	WOOLFALL	30.058	28	133	WOOLFALL	2:06.592	2:07.758	1.166
29	27	BUTTERS	40.465	27	BUTTERS	58.358	27	BUTTERS	30.225	29	27	BUTTERS	2:09.048	2:10.190	1.142
30	11	HARVEY	41.781	11	HARVEY	59.944	11	HARVEY	31.003	30	11	HARVEY	2:12.728	2:14.011	1.283

Weather / Track : Sunny / Dry

Brands Hatch GP
Circuit Length = 2.4332 miles
Start: 15:37 Flag 15:48 End: 15:50

Results can be found at www.tsl-timing.com

Printed - 15:52 Saturday, 07 July 2018

BMCRC - MRO Championships 2018 - Rnd 6 @ Brands Hatch GP

ACU Team Green Junior Cup & Senior 300

RACE 1 - GRID (7 Laps)

ROW 11	33	32 **70** Sean HALL	31 **45** Brandon SHERIFF
ROW 10	30 **11** Gary HARVEY 2:14.011	29 **27** Andrew BUTTERS 2:10.190	28 **133** Peter WOOLFALL 2:07.758
ROW 9	27 **32** John MACKNESS 2:06.057	26 **111** Trevor REEVE 2:04.030	25 **43** Colin HALL 2:03.679
ROW 8	24 **44** Duane SUTCH 1:58.715	23 **122** Paul WILSON 1:58.555	22 **30** Malcolm HOWELL 1:57.794
ROW 7	21 **42** Christopher JOHNSON 1:57.447	20 **48** Kevin SABBARTON 1:56.979	19 **33** Jarrod WRIGHT 1:56.960
ROW 6	18 **66** Nigel FRANKLIN 1:56.536	17 **21** Paul FRANCOMB 1:55.306	16 **88** David COURT 1:54.894
ROW 5	15 **41** Kyal TINKER 1:54.456	14 **888** Jeff MORRIS 1:54.204	13 **6** Martin COOPER 1:52.833
ROW 4	12 **18** Indy OFFER 1:52.296	11 **38** Bob COUCHMAN 1:51.825	10 **67** Tony MORRIS 1:51.135
ROW 3	9 **28** Leon STEWART 1:50.949	8 **29** Charlie STONE 1:50.859	7 **23** Joe ELLIS 1:50.733
ROW 2	6 **20** Kai DICKINSON 1:50.504	5 **4** James DUTTON 1:50.414	4 **99** Damian ROWLEY 1:50.332
ROW 1	3 **861** Owen JENNER 1:50.231	2 **77** Steve JORDAN 1:49.503	1 **86** Jamie KELMAN 1:48.875 **Pole**

Brands Hatch GP
Circuit Length = 2.4332 miles

These results are provisional until the conclusion of any judicial and technical matters.

Clerk Of Course :		Timekeeper :

Results can be found at www.tsl-timing.com

Printed - 15:53 Saturday, 07 July 2018

BMCRC - MRO Championships 2018 - Rnd 6 @ Brands Hatch GP

ACU Team Green Junior Cup & Senior 300

RACE 1 - CLASSIFICATION

POS	NO	CL	PIC	NAME	ENTRY	LAPS	TIME	GAP	DIFF	MPH	BEST	ON
1	86	S	1	Jamie KELMAN	Kawasaki - Fastlane motorcycles	7	12:48.090			79.83	1:48.333	5
2	77	S	2	Steve JORDAN	Kawasaki - stevejordan motorcycles/Bernard Elliott	7	12:51.207	3.117	3.117	79.51	1:48.323	5
3	861	J	1	Owen JENNER	Kawasaki -	7	12:59.138	11.048	7.931	78.70	1:49.962	4
4	20	S	3	Kai DICKINSON	Kawasaki - www.docklandsriders.org.uk	7	12:59.198	11.108	0.060	78.69	1:49.830	3
5	23	J	2	Joe ELLIS	Kawasaki -	7	13:06.657	18.567	7.459	77.94	1:51.060	5
6	67	S	4	Tony MORRIS	Kawasaki - Chippy racing team	7	13:06.997	18.907	0.340	77.91	1:50.265	5
7	99	S	5	Damian ROWLEY	Kawasaki -	7	13:07.010	18.920	0.013	77.91	1:51.102	7
8	28	S	6	Leon STEWART	Kawasaki -	7	13:07.202	19.112	0.192	77.89	1:50.545	4
9	4	J	3	James DUTTON	Kawasaki -	7	13:07.621	19.531	0.419	77.85	1:51.327	3
10	18 *	J	4	Indy OFFER	Kawasaki - Ace osteopaths	7	13:07.793	19.703	0.172	77.83	1:50.200	7
11	29	S	7	Charlie STONE	Kawasaki -	7	13:09.076	20.986	1.283	77.70	1:49.854	6
12	41	J	5	Kyal TINKER	Kawasaki - Aquatix-2u Ltd	7	13:20.477	32.387	11.401	76.60	1:52.869	7
13	6	S	8	Martin COOPER	Kawasaki -	7	13:21.258	33.168	0.781	76.52	1:52.721	2
14	88	S	9	David COURT	Kawasaki -	7	13:33.674	45.584	12.416	75.36	1:54.271	2
15	42	J	6	Christopher JOHNSON	Kawasaki -	7	13:50.238	1:02.148	16.564	73.85	1:56.752	4
16	48	S	10	Kevin SABBARTON	Kawasaki -	7	13:51.510	1:03.420	1.272	73.74	1:55.610	7
17	21	S	11	Paul FRANCOMB	Kawasaki -	7	13:52.630	1:04.540	1.120	73.64	1:56.695	6
18	44	S	12	Duane SUTCH	Kawasaki - Shawell Tuning and Racing Serv	7	14:02.599	1:14.509	9.969	72.77	1:56.712	7
19	33	J	7	Jarrod WRIGHT	Kawasaki - elp racing	7	14:03.234	1:15.144	0.635	72.71	1:57.469	7
20	122	S	13	Paul WILSON	Kawasaki -	7	14:04.539	1:16.449	1.305	72.60	1:58.602	3
21	30	S	14	Malcolm HOWELL	Kawasaki -	7	14:05.339	1:17.249	0.800	72.53	1:58.200	4
22	43	S	15	Colin HALL	Kawasaki -	7	14:26.684	1:38.594	21.345	70.75	2:00.942	7
23	27	S	16	Andrew BUTTERS	Kawasaki -	6	12:48.664	1 Lap	1 Lap	68.37	2:06.194	6
24	133	S	17	Peter WOOLFALL	Kawasaki - Salisbury Cleaning Services	6	12:51.166	1 Lap	2.502	68.15	2:05.354	4
25	32	S	18	John MACKNESS	Kawasaki - ME	6	12:58.863	1 Lap	7.697	67.48	2:07.188	6
26	11	S	19	Gary HARVEY	Kawasaki - NR Racing	6	13:15.947	1 Lap	17.084	66.03	2:10.434	4
					NOT CLASSIFIED							
DNF	38	S		Bob COUCHMAN	Kawasaki - Pinky Janey	4	7:36.966	3 Laps	2 Laps	76.67	1:51.712	4
DNF	888	S		Jeff MORRIS	Kawazaki -	1	2:03.059	6 Laps	3 Laps	71.18		
DNF	66	S		Nigel FRANKLIN	Kawasaki - Jane Franklin	1	2:05.487	6 Laps	2.428	69.80		

FASTEST LAP

77	S	Steve JORDAN	Kawasaki - stevejordan motorcycles/Bernard Elliott	5	1:48.323	80.86 mph	130.14 kph
861	J	Owen JENNER	Kawasaki -	4	1:49.962	79.66 mph	128.20 kph

*** No. 18 - Please fit a working transponder**
Class S - 92.5% of Race Speed = 73.84 mph
Class J - 92.5% of Race Speed = 72.79 mph

Brands Hatch GP
Circuit Length = 2.4332 miles
Start: 10:21 Flag 10:34 End: 10:36

Weather / Track : Sunny / Dry
These results are provisional until the conclusion of any judicial and technical matters.

Clerk Of Course :		Timekeeper :

Results can be found at www.tsl-timing.com

Printed - 10:37 Sunday, 08 July 2018

BMCRC - MRO Championships 2018 - Rnd 6 @ Brands Hatch GP

ACU Team Green Junior Cup & Senior 300

RACE 1 - LAP CHART

LAP 1 @ 10:23:49.186

NO	BEHIND	LAP TIME
86		1:54.562
861	1.140	1:55.702
77	1.518	1:56.080
4	1.819	1:56.381
20	1.902	1:56.464
99	2.899	1:57.461
23	4.200	1:58.762
29	4.326	1:58.888
67	4.689	1:59.251
38	5.403	1:59.965
28	5.503	2:00.065
18	6.128	2:00.690
41	7.155	2:01.717
6	7.776	2:02.338
888	8.497	2:03.059
21	10.070	2:04.632
42	10.169	2:04.731
88	10.314	2:04.876
66	10.925	2:05.487
48	11.790	2:06.352
33	12.858	2:07.420
122	13.732	2:08.294
30	14.184	2:08.746
44	15.155	2:09.717
43	17.515	2:12.077
27	19.017	2:13.579
133	23.737	2:18.299
11	23.813	2:18.375
32	23.835	2:18.397

LAP 2 @ 10:25:38.433

NO	BEHIND	LAP TIME
86		1:49.247
77	1.791	1:49.520
861	2.146	1:50.253
20	3.552	1:50.897
4	4.617	1:52.045
99	5.249	1:51.597
23	6.159	1:51.206
67	7.290	1:51.848
29	7.514	1:52.435
28	7.682	1:51.426
38	8.400	1:52.244
18	8.582	1:51.701
41	11.184	1:53.276
6	11.250	1:52.721
88	15.338	1:54.271
42	19.310	1:58.388
21	19.368	1:58.545
48	22.418	1:59.875
33	23.196	1:59.585
122	25.259	2:00.774
44	25.895	1:59.987
30	25.979	2:01.042
43	31.682	2:03.414
27	36.140	2:06.370
133	41.450	2:06.960
32	44.210	2:09.622
11	47.310	2:12.744

LAP 3 @ 10:27:27.930

NO	BEHIND	LAP TIME
86		1:49.497
77	1.350	1:49.056
861	2.791	1:50.142
20	3.885	1:49.830
4	6.447	1:51.327
99	7.678	1:51.926
23	7.922	1:51.260
28	9.370	1:51.185
29	10.602	1:52.585
67	10.659	1:52.866
18	10.982	1:51.897
38	11.948	1:53.045
41	14.835	1:53.148
6	15.199	1:53.446
88	20.165	1:54.324
21	27.690	1:57.819
42	28.713	1:58.900
48	30.916	1:57.995
33	33.401	1:59.702
122	34.364	1:58.602
44	35.138	1:58.740
30	36.177	1:59.695
43	45.042	2:02.857
27	54.805	2:08.162
133	58.510	2:06.557
32	1:03.293	2:08.580
11	1:08.673	2:10.860

LAP 4 @ 10:29:16.948

NO	BEHIND	LAP TIME
86		1:49.018
77	1.014	1:48.682
861	3.735	1:49.962
20	5.068	1:50.201
4	8.890	1:51.461
99	10.333	1:51.673
23	10.479	1:51.575
28	10.897	1:50.545
67	13.066	1:51.425
29	13.720	1:52.136
18	14.278	1:52.314
38	14.642	1:51.712
41	19.128	1:53.311
6	19.177	1:52.996
88	26.160	1:55.013
21	36.360	1:57.688
42	36.447	1:56.752
48	39.582	1:57.684
33	44.544	2:00.161
122	44.919	1:59.573
44	45.045	1:58.925
30	45.359	1:58.200
43	57.991	2:01.967
27	1:13.727	2:07.940
133	1:14.846	2:05.354
32	1:22.010	2:07.735
11	1:30.089	2:10.434

LAP 5 @ 10:31:05.281

NO	BEHIND	LAP TIME
86		1:48.333
77	1.004	1:48.323
861	6.527	1:51.125
20	7.574	1:50.839
4	13.149	1:52.592
23	13.206	1:51.060
99	13.624	1:51.624
28	14.211	1:51.647
67	14.998	1:50.265
29	16.263	1:50.876
18	16.507	1:50.562
6	23.751	1:52.907
41	23.860	1:53.065
88	34.354	1:56.527
42	45.041	1:56.927
21	45.278	1:57.251
48	49.095	1:57.846
122	56.046	1:59.460
33	56.423	2:00.212
44	56.746	2:00.034
30	57.391	2:00.365
43	1:12.578	2:02.920
27	1:31.813	2:06.419
133	1:32.933	2:06.420
32	1:41.018	2:07.341

LAP 6 @ 10:32:53.627

NO	BEHIND	LAP TIME
86		1:48.346
77	1.971	1:49.313
11	1 Lap	2:11.554
861	9.451	1:51.270
20	9.571	1:50.343
23	16.295	1:51.435
4	16.718	1:51.915
99	16.905	1:51.627
28	16.991	1:51.126
67	17.412	1:50.760
29	17.771	1:49.854
18	18.590	1:50.429
6	28.478	1:53.073
41	28.605	1:53.091
88	40.386	1:54.378
42	53.543	1:56.848
21	53.627	1:56.695
48	56.897	1:56.148
122	1:06.694	1:58.994
33	1:06.762	1:58.685
44	1:06.884	1:58.484
30	1:07.409	1:58.364
43	1:26.739	2:02.507

LAP 7 @ 10:34:42.714

NO	BEHIND	LAP TIME
86		1:49.087
27	1 Lap	2:06.194
133	1 Lap	2:07.576
77	3.117	1:50.233
32	1 Lap	2:07.188
861	11.048	1:50.684
20	11.108	1:50.624
23	18.567	1:51.359
67	18.907	1:50.582
99	18.920	1:51.102
28	19.112	1:51.208
4	19.531	1:51.900
18	19.703	1:50.200
29	20.986	1:52.302
11	1 Lap	2:11.980
41	32.387	1:52.869
6	33.168	1:53.777
88	45.584	1:54.285
42	1:02.148	1:57.692
48	1:03.420	1:55.610
21	1:04.540	2:00.000
44	1:14.509	1:56.712
33	1:15.144	1:57.469
122	1:16.449	1:58.842
30	1:17.249	1:58.927
43	1:38.594	2:00.942

Weather / Track : Sunny / Dry

Brands Hatch GP
Circuit Length = 2.4332 miles
Start: 10:21 Flag 10:34 End: 10:36

BMCRC - MRO Championships 2018 - Rnd 6 @ Brands Hatch GP

ACU Team Green Junior Cup & Senior 300

RACE 1 - SECTOR ANALYSIS

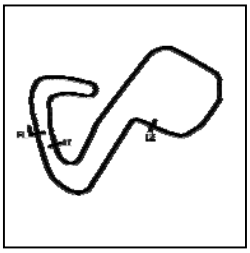

SECTOR 1 = FL to I1, SECTOR 2 = I1 to I2, SECTOR 3 = I2 to FL, DIFF = Difference To Personal Best Lap, P = Crossed Finish Line in Pit Lane, D = Time Disallowed

P1 86 S Jamie KELMAN Kawasaki - Fastlane motorcycles

IDEAL LAP TIME : 1:47.911 BEST LAP TIME : 1:48.333 DIFFERENCE : 0.422

LAP	SECTOR 1	SECTOR 2	SECTOR 3	LAP TIME	MPH	DIFF	TIME OF DAY
1 -		48.920	26.640	1:54.562	76.46	6.229	10:23:49.186
2 -	34.189	48.582	26.476	1:49.247	80.18	0.914	10:25:38.433
3 -	34.457	48.707	***26.333***	1:49.497	80.00	1.164	10:27:27.930
4 -	33.640	48.896	26.482	1:49.018 **(3)**	80.35	0.685	10:29:16.948
5 -	33.845	***48.151***	26.337	***1:48.333*** **(1)**	***80.86***		***10:31:05.281***
6 -	33.653	48.348	26.345	1:48.346 **(2)**	80.85	0.013	10:32:53.627
7 -	***33.427***	48.511	27.149	1:49.087	80.30	0.754	10:34:42.714

P2 77 S Steve JORDAN Kawasaki - stevejordan motorcycles/Bernard Elliott

IDEAL LAP TIME : 1:48.102 BEST LAP TIME : 1:48.323 DIFFERENCE : 0.221

LAP	SECTOR 1	SECTOR 2	SECTOR 3	LAP TIME	MPH	DIFF	TIME OF DAY
1 -		49.321	26.639	1:56.080	75.46	7.757	10:23:50.704
2 -	33.761	49.343	26.416	1:49.520	79.98	1.197	10:25:40.224
3 -	34.098	48.767	***26.191***	1:49.056 **(3)**	80.32	0.733	10:27:29.280
4 -	33.599	48.827	26.256	1:48.682 **(2)**	80.60	0.359	10:29:17.962
5 -	***33.529***	***48.382***	26.412	***1:48.323*** **(1)**	***80.86***		***10:31:06.285***
6 -	33.839	48.710	26.764	1:49.313	80.13	0.990	10:32:55.598
7 -	34.345	49.357	26.531	1:50.233	79.46	1.910	10:34:45.831

P3 861 J Owen JENNER Kawasaki -

IDEAL LAP TIME : 1:49.469 BEST LAP TIME : 1:49.962 DIFFERENCE : 0.493

LAP	SECTOR 1	SECTOR 2	SECTOR 3	LAP TIME	MPH	DIFF	TIME OF DAY
1 -		***49.245***	26.990	1:55.702	75.70	5.740	10:23:50.326
2 -	33.929	49.621	26.703	1:50.253 **(3)**	79.45	0.291	10:25:40.579
3 -	34.222	49.322	***26.598***	1:50.142 **(2)**	79.53	0.180	10:27:30.721
4 -	***33.626***	49.466	26.870	***1:49.962*** **(1)**	***79.66***		***10:29:20.683***
5 -	34.064	49.771	27.290	1:51.125	78.82	1.163	10:31:11.808
6 -	34.238	50.044	26.988	1:51.270	78.72	1.308	10:33:03.078
7 -	34.657	49.252	26.775	1:50.684	79.14	0.722	10:34:53.762

P4 20 S Kai DICKINSON Kawasaki - www.docklandsriders.org.uk

IDEAL LAP TIME : 1:49.573 BEST LAP TIME : 1:49.830 DIFFERENCE : 0.257

LAP	SECTOR 1	SECTOR 2	SECTOR 3	LAP TIME	MPH	DIFF	TIME OF DAY
1 -		49.605	***26.404***	1:56.464	75.21	6.634	10:23:51.088
2 -	34.989	49.249	26.659	1:50.897	78.99	1.067	10:25:41.985
3 -	34.281	***49.068***	26.481	***1:49.830*** **(1)**	***79.75***		***10:27:31.815***
4 -	***34.101***	49.647	26.453	1:50.201 **(2)**	79.48	0.371	10:29:22.016
5 -	34.491	49.676	26.672	1:50.839	79.03	1.009	10:31:12.855
6 -	34.702	49.211	26.430	1:50.343 **(3)**	79.38	0.513	10:33:03.198
7 -	34.275	49.734	26.615	1:50.624	79.18	0.794	10:34:53.822

P5 23 J Joe ELLIS Kawasaki -

IDEAL LAP TIME : 1:50.856 BEST LAP TIME : 1:51.060 DIFFERENCE : 0.204

LAP	SECTOR 1	SECTOR 2	SECTOR 3	LAP TIME	MPH	DIFF	TIME OF DAY
1 -		49.748	27.045	1:58.762	73.75	7.702	10:23:53.386
2 -	35.032	49.406	26.768	1:51.206 **(2)**	78.77	0.146	10:25:44.592
3 -	35.115	49.564	26.581	1:51.260 **(3)**	78.73	0.200	10:27:35.852
4 -	35.107	49.590	26.878	1:51.575	78.51	0.515	10:29:27.427
5 -	35.105	***49.405***	***26.550***	***1:51.060*** **(1)**	***78.87***		***10:31:18.487***
6 -	35.192	49.634	26.609	1:51.435	78.60	0.375	10:33:09.922
7 -	***34.901***	49.713	26.745	1:51.359	78.66	0.299	10:35:01.281

P6 67 S Tony MORRIS Kawasaki - Chippy racing team

IDEAL LAP TIME : 1:49.573 BEST LAP TIME : 1:50.265 DIFFERENCE : 0.692

LAP	SECTOR 1	SECTOR 2	SECTOR 3	LAP TIME	MPH	DIFF	TIME OF DAY

Weather / Track : Sunny / Dry

Brands Hatch GP
Circuit Length = 2.4332 miles
Start: 10:21 Flag 10:34 End: 10:36

BMCRC - MRO Championships 2018 - Rnd 6 @ Brands Hatch GP

ACU Team Green Junior Cup & Senior 300

RACE 1 - SECTOR ANALYSIS

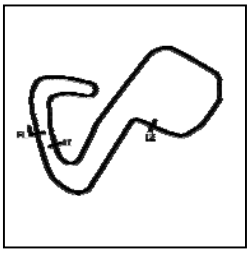

SECTOR 1 = FL to I1, SECTOR 2 = I1 to I2, SECTOR 3 = I2 to FL, DIFF = Difference To Personal Best Lap, P = Crossed Finish Line in Pit Lane, D = Time Disallowed

1 -		50.110	26.867	1:59.251	73.45	8.986	10:23:53.875
2 -	34.936	50.031	26.881	1:51.848	78.31	1.583	10:25:45.723
3 -	36.226	49.818	26.822	1:52.866	77.61	2.601	10:27:38.589
4 -	34.941	49.719	26.765	1:51.425	78.61	1.160	10:29:30.014
5 -	34.839	***48.874***	***26.552***	***1:50.265*** **(1)**	***79.44***		***10:31:20.279***
6 -	***34.147***	49.983	26.630	1:50.760 **(3)**	79.08	0.495	10:33:11.039
7 -	34.326	49.581	26.675	1:50.582 **(2)**	79.21	0.317	10:35:01.621

P7 99 S Damian ROWLEY Kawasaki -

IDEAL LAP TIME : 1:50.470 BEST LAP TIME : 1:51.102 DIFFERENCE : 0.632

LAP	SECTOR 1	SECTOR 2	SECTOR 3	LAP TIME	MPH	DIFF	TIME OF DAY
1 -		***49.541***	26.557	1:57.461	74.57	6.359	10:23:52.085
2 -	35.081	49.699	26.817	1:51.597 **(2)**	78.49	0.495	10:25:43.682
3 -	34.795	49.917	27.214	1:51.926	78.26	0.824	10:27:35.608
4 -	34.874	49.804	26.995	1:51.673	78.44	0.571	10:29:27.281
5 -	34.719	50.153	26.752	1:51.624 **(3)**	78.47	0.522	10:31:18.905
6 -	34.875	50.262	***26.490***	1:51.627	78.47	0.525	10:33:10.532
7 -	***34.439***	49.848	26.815	***1:51.102*** **(1)**	***78.84***		***10:35:01.634***

P8 28 S Leon STEWART Kawasaki -

IDEAL LAP TIME : 1:50.120 BEST LAP TIME : 1:50.545 DIFFERENCE : 0.425

LAP	SECTOR 1	SECTOR 2	SECTOR 3	LAP TIME	MPH	DIFF	TIME OF DAY
1 -		50.533	26.820	2:00.065	72.95	9.520	10:23:54.689
2 -	34.616	50.208	26.602	1:51.426	78.61	0.881	10:25:46.115
3 -	35.054	***49.509***	26.622	1:51.185 **(3)**	78.78	0.640	10:27:37.300
4 -	***34.323***	49.655	26.567	***1:50.545*** **(1)**	***79.24***		***10:29:27.845***
5 -	35.401	49.765	26.481	1:51.647	78.46	1.102	10:31:19.492
6 -	35.027	49.811	***26.288***	1:51.126 **(2)**	78.82	0.581	10:33:10.618
7 -	34.777	49.868	26.563	1:51.208	78.76	0.663	10:35:01.826

P9 4 J James DUTTON Kawasaki -

IDEAL LAP TIME : 1:50.546 BEST LAP TIME : 1:51.327 DIFFERENCE : 0.781

LAP	SECTOR 1	SECTOR 2	SECTOR 3	LAP TIME	MPH	DIFF	TIME OF DAY
1 -		***49.641***	26.960	1:56.381	75.26	5.054	10:23:51.005
2 -	35.311	49.815	26.919	1:52.045	78.18	0.718	10:25:43.050
3 -	***34.492***	50.103	26.732	***1:51.327*** **(1)**	***78.68***		***10:27:34.377***
4 -	34.566	50.212	26.683	1:51.461 **(2)**	78.59	0.134	10:29:25.838
5 -	35.217	50.632	26.743	1:52.592	77.80	1.265	10:31:18.430
6 -	34.702	50.664	26.549	1:51.915	78.27	0.588	10:33:10.345
7 -	35.420	50.067	***26.413***	1:51.900 **(3)**	78.28	0.573	10:35:02.245

P10 18 J Indy OFFER Kawasaki - Ace osteopaths

IDEAL LAP TIME : BEST LAP TIME : 1:50.200 DIFFERENCE :

LAP	SECTOR 1	SECTOR 2	SECTOR 3	LAP TIME	MPH	DIFF	TIME OF DAY
1 -				2:00.690	72.58	10.490	10:23:55.314
2 -				1:51.701	78.42	1.501	10:25:47.015
3 -				1:51.897	78.28	1.697	10:27:38.912
4 -				1:52.314	77.99	2.114	10:29:31.226
5 -				1:50.562 **(3)**	79.23	0.362	10:31:21.788
6 -				1:50.429 **(2)**	79.32	0.229	10:33:12.217
7 -				***1:50.200*** **(1)**	***79.49***		***10:35:02.417***

P11 29 S Charlie STONE Kawasaki -

IDEAL LAP TIME : 1:49.854 BEST LAP TIME : 1:49.854 DIFFERENCE : 0.000

LAP	SECTOR 1	SECTOR 2	SECTOR 3	LAP TIME	MPH	DIFF	TIME OF DAY
1 -		50.451	27.471	1:58.888	73.68	9.034	10:23:53.512
2 -	35.152	50.502	26.781	1:52.435	77.91	2.581	10:25:45.947
3 -	35.607	49.750	27.228	1:52.585	77.80	2.731	10:27:38.532
4 -	35.111	49.920	27.105	1:52.136 **(3)**	78.11	2.282	10:29:30.668

Weather / Track : Sunny / Dry

Brands Hatch GP
Circuit Length = 2.4332 miles
Start: 10:21 Flag 10:34 End: 10:36

BMCRC - MRO Championships 2018 - Rnd 6 @ Brands Hatch GP

ACU Team Green Junior Cup & Senior 300

RACE 1 - SECTOR ANALYSIS

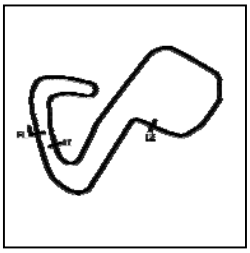

SECTOR 1 = FL to I1, SECTOR 2 = I1 to I2, SECTOR 3 = I2 to FL, DIFF = Difference To Personal Best Lap, P = Crossed Finish Line in Pit Lane, D = Time Disallowed

5 -	34.550	49.558	26.768	1:50.876 (2)	79.00	1.022	10:31:21.544
6 -	***34.390***	***48.940***	***26.524***	***1:49.854 (1)***	***79.74***		***10:33:11.398***
7 -	34.740	50.716	26.846	1:52.302	78.00	2.448	10:35:03.700

P12 41 J Kyal TINKER Kawasaki - Aquatix-2u Ltd

IDEAL LAP TIME : 1:51.981 BEST LAP TIME : 1:52.869 DIFFERENCE : 0.888

LAP	SECTOR 1	SECTOR 2	SECTOR 3	LAP TIME	MPH	DIFF	TIME OF DAY
1 -		51.330	26.840	2:01.717	71.96	8.848	10:23:56.341
2 -	35.407	51.001	26.868	1:53.276	77.33	0.407	10:25:49.617
3 -	35.870	***50.193***	27.085	1:53.148	77.41	0.279	10:27:42.765
4 -	35.264	51.350	***26.697***	1:53.311	77.30	0.442	10:29:36.076
5 -	35.524	50.632	26.909	1:53.065 (2)	77.47	0.196	10:31:29.141
6 -	35.252	50.978	26.861	1:53.091 (3)	77.45	0.222	10:33:22.232
7 -	***35.091***	50.835	26.943	***1:52.869 (1)***	***77.61***		***10:35:15.101***

P13 6 S Martin COOPER Kawasaki -

IDEAL LAP TIME : 1:52.231 BEST LAP TIME : 1:52.721 DIFFERENCE : 0.490

LAP	SECTOR 1	SECTOR 2	SECTOR 3	LAP TIME	MPH	DIFF	TIME OF DAY
1 -		51.331	27.182	2:02.338	71.60	9.617	10:23:56.962
2 -	35.185	***50.067***	27.469	***1:52.721 (1)***	***77.71***		***10:25:49.683***
3 -	35.431	50.729	27.286	1:53.446	77.21	0.725	10:27:43.129
4 -	35.188	50.705	***27.103***	1:52.996 (3)	77.52	0.275	10:29:36.125
5 -	35.157	50.453	27.297	1:52.907 (2)	77.58	0.186	10:31:29.032
6 -	35.165	50.614	27.294	1:53.073	77.47	0.352	10:33:22.105
7 -	***35.061***	51.524	27.192	1:53.777	76.99	1.056	10:35:15.882

P14 88 S David COURT Kawasaki -

IDEAL LAP TIME : 1:53.432 BEST LAP TIME : 1:54.271 DIFFERENCE : 0.839

LAP	SECTOR 1	SECTOR 2	SECTOR 3	LAP TIME	MPH	DIFF	TIME OF DAY
1 -		51.585	28.160	2:04.876	70.14	10.605	10:23:59.500
2 -	35.953	***50.719***	27.599	***1:54.271 (1)***	***76.65***		***10:25:53.771***
3 -	***35.357***	51.139	27.828	1:54.324 (3)	76.62	0.053	10:27:48.095
4 -	35.867	51.321	27.825	1:55.013	76.16	0.742	10:29:43.108
5 -	35.984	52.549	27.994	1:56.527	75.17	2.256	10:31:39.635
6 -	35.759	51.263	***27.356***	1:54.378	76.58	0.107	10:33:34.013
7 -	35.376	51.186	27.723	1:54.285 (2)	76.64	0.014	10:35:28.298

P15 42 J Christopher JOHNSON Kawasaki -

IDEAL LAP TIME : 1:56.121 BEST LAP TIME : 1:56.752 DIFFERENCE : 0.631

LAP	SECTOR 1	SECTOR 2	SECTOR 3	LAP TIME	MPH	DIFF	TIME OF DAY
1 -		***51.977***	28.073	2:04.731	70.22	7.979	10:23:59.355
2 -	38.092	52.095	28.201	1:58.388	73.99	1.636	10:25:57.743
3 -	36.818	53.593	28.489	1:58.900	73.67	2.148	10:27:56.643
4 -	36.726	52.022	***28.004***	***1:56.752 (1)***	***75.02***		***10:29:53.395***
5 -	***36.140***	52.487	28.300	1:56.927 (3)	74.91	0.175	10:31:50.322
6 -	36.188	52.293	28.367	1:56.848 (2)	74.96	0.096	10:33:47.170
7 -	37.328	52.089	28.275	1:57.692	74.43	0.940	10:35:44.862

P16 48 S Kevin SABBARTON Kawasaki -

IDEAL LAP TIME : 1:55.475 BEST LAP TIME : 1:55.610 DIFFERENCE : 0.135

LAP	SECTOR 1	SECTOR 2	SECTOR 3	LAP TIME	MPH	DIFF	TIME OF DAY
1 -		52.668	27.991	2:06.352	69.32	10.742	10:24:00.976
2 -	38.456	52.956	28.463	1:59.875	73.07	4.265	10:26:00.851
3 -	36.708	52.418	28.869	1:57.995	74.23	2.385	10:27:58.846
4 -	36.763	52.521	28.400	1:57.684 (3)	74.43	2.074	10:29:56.530
5 -	36.726	52.606	28.514	1:57.846	74.33	2.236	10:31:54.376
6 -	36.371	51.788	***27.989***	1:56.148 (2)	75.41	0.538	10:33:50.524
7 -	***35.853***	***51.633***	28.124	***1:55.610 (1)***	***75.77***		***10:35:46.134***

Weather / Track : Sunny / Dry

Brands Hatch GP
Circuit Length = 2.4332 miles
Start: 10:21 Flag 10:34 End: 10:36

BMCRC - MRO Championships 2018 - Rnd 6 @ Brands Hatch GP

ACU Team Green Junior Cup & Senior 300

RACE 1 - SECTOR ANALYSIS

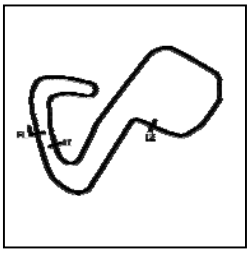

SECTOR 1 = FL to I1, SECTOR 2 = I1 to I2, SECTOR 3 = I2 to FL, DIFF = Difference To Personal Best Lap, P = Crossed Finish Line in Pit Lane, D = Time Disallowed

P17 21 S Paul FRANCOMB Kawasaki -

IDEAL LAP TIME : 1:55.542 BEST LAP TIME : 1:56.695 DIFFERENCE : 1.153

LAP	SECTOR 1	SECTOR 2	SECTOR 3	LAP TIME	MPH	DIFF	TIME OF DAY
1 -		52.097	28.161	2:04.632	70.28	7.937	10:23:59.256
2 -	37.518	52.593	28.434	1:58.545	73.89	1.850	10:25:57.801
3 -	36.902	52.688	28.229	1:57.819	74.34	1.124	10:27:55.620
4 -	36.391	52.885	28.412	1:57.688 (3)	74.43	0.993	10:29:53.308
5 -	36.349	52.580	28.322	1:57.251 (2)	74.71	0.556	10:31:50.559
6 -	***36.168***	52.557	27.970	***1:56.695 (1)***	***75.06***		***10:33:47.254***
7 -	40.626	***51.572***	***27.802***	2:00.000	72.99	3.305	10:35:47.254

P18 44 S Duane SUTCH Kawasaki - Shawell Tuning and Racing Serv

IDEAL LAP TIME : 1:56.712 BEST LAP TIME : 1:56.712 DIFFERENCE : 0.000

LAP	SECTOR 1	SECTOR 2	SECTOR 3	LAP TIME	MPH	DIFF	TIME OF DAY
1 -		54.040	28.316	2:09.717	67.52	13.005	10:24:04.341
2 -	37.589	53.981	28.417	1:59.987	73.00	3.275	10:26:04.328
3 -	37.712	52.829	28.199	1:58.740 (3)	73.77	2.028	10:28:03.068
4 -	37.213	52.797	28.915	1:58.925	73.65	2.213	10:30:01.993
5 -	37.536	54.079	28.419	2:00.034	72.97	3.322	10:32:02.027
6 -	37.032	53.168	28.284	1:58.484 (2)	73.93	1.772	10:34:00.511
7 -	***36.944***	***51.787***	***27.981***	***1:56.712 (1)***	***75.05***		***10:35:57.223***

P19 33 J Jarrod WRIGHT Kawasaki - elp racing

IDEAL LAP TIME : 1:57.335 BEST LAP TIME : 1:57.469 DIFFERENCE : 0.134

LAP	SECTOR 1	SECTOR 2	SECTOR 3	LAP TIME	MPH	DIFF	TIME OF DAY
1 -		53.870	28.396	2:07.420	68.74	9.951	10:24:02.044
2 -	37.417	53.652	28.516	1:59.585 (3)	73.25	2.116	10:26:01.629
3 -	37.512	53.615	28.575	1:59.702	73.18	2.233	10:28:01.331
4 -	36.977	54.282	28.902	2:00.161	72.90	2.692	10:30:01.492
5 -	36.754	54.871	28.587	2:00.212	72.86	2.743	10:32:01.704
6 -	***36.657***	53.371	28.657	1:58.685 (2)	73.80	1.216	10:34:00.389
7 -	36.791	***52.657***	***28.021***	***1:57.469 (1)***	***74.57***		***10:35:57.858***

P20 122 S Paul WILSON Kawasaki -

IDEAL LAP TIME : 1:57.812 BEST LAP TIME : 1:58.602 DIFFERENCE : 0.790

LAP	SECTOR 1	SECTOR 2	SECTOR 3	LAP TIME	MPH	DIFF	TIME OF DAY
1 -		53.319	28.481	2:08.294	68.27	9.692	10:24:02.918
2 -	38.783	53.542	28.449	2:00.774	72.53	2.172	10:26:03.692
3 -	38.055	52.499	***28.048***	***1:58.602 (1)***	***73.85***		***10:28:02.294***
4 -	***37.285***	53.199	29.089	1:59.573	73.25	0.971	10:30:01.867
5 -	37.639	53.470	28.351	1:59.460	73.32	0.858	10:32:01.327
6 -	37.600	52.981	28.413	1:58.994 (3)	73.61	0.392	10:34:00.321
7 -	37.990	***52.479***	28.373	1:58.842 (2)	73.70	0.240	10:35:59.163

P21 30 S Malcolm HOWELL Kawasaki -

IDEAL LAP TIME : 1:57.637 BEST LAP TIME : 1:58.200 DIFFERENCE : 0.563

LAP	SECTOR 1	SECTOR 2	SECTOR 3	LAP TIME	MPH	DIFF	TIME OF DAY
1 -		53.665	***28.327***	2:08.746	68.03	10.546	10:24:03.370
2 -	38.511	53.620	28.911	2:01.042	72.37	2.842	10:26:04.412
3 -	38.455	***52.623***	28.617	1:59.695	73.18	1.495	10:28:04.107
4 -	36.763	52.875	28.562	***1:58.200 (1)***	***74.11***		***10:30:02.307***
5 -	37.591	53.983	28.791	2:00.365	72.77	2.165	10:32:02.672
6 -	***36.687***	53.292	28.385	1:58.364 (2)	74.00	0.164	10:34:01.036
7 -	37.703	52.779	28.445	1:58.927 (3)	73.65	0.727	10:35:59.963

P22 43 S Colin HALL Kawasaki -

IDEAL LAP TIME : 2:00.942 BEST LAP TIME : 2:00.942 DIFFERENCE : 0.000

LAP	SECTOR 1	SECTOR 2	SECTOR 3	LAP TIME	MPH	DIFF	TIME OF DAY

Weather / Track : Sunny / Dry

Brands Hatch GP
Circuit Length = 2.4332 miles
Start: 10:21 Flag 10:34 End: 10:36

BMCRC - MRO Championships 2018 - Rnd 6 @ Brands Hatch GP

ACU Team Green Junior Cup & Senior 300

RACE 1 - SECTOR ANALYSIS

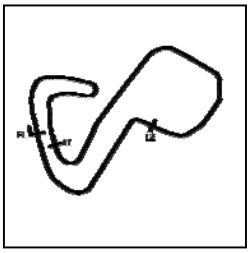

SECTOR 1 = FL to I1, SECTOR 2 = I1 to I2, SECTOR 3 = I2 to FL, DIFF = Difference To Personal Best Lap, P = Crossed Finish Line in Pit Lane, D = Time Disallowed

1 -		55.442	29.336	2:12.077	66.32	11.135	10:24:06.701
2 -	38.574	55.456	29.384	2:03.414	70.97	2.472	10:26:10.115
3 -	38.169	55.305	29.383	2:02.857	71.30	1.915	10:28:12.972
4 -	37.838	54.980	29.149	2:01.967 **(2)**	71.82	1.025	10:30:14.939
5 -	37.915	55.686	29.319	2:02.920	71.26	1.978	10:32:17.859
6 -	38.157	55.139	29.211	2:02.507 **(3)**	71.50	1.565	10:34:20.366
7 -	***37.486***	***54.469***	***28.987***	***2:00.942*** **(1)**	***72.43***		***10:36:21.308***

P23 27 S Andrew BUTTERS

Kawasaki -

IDEAL LAP TIME : 2:04.366 BEST LAP TIME : 2:06.194 DIFFERENCE : 1.828

LAP	SECTOR 1	SECTOR 2	SECTOR 3	LAP TIME	MPH	DIFF	TIME OF DAY
1 -		***56.025***	***29.701***	2:13.579	65.57	7.385	10:24:08.203
2 -	39.067	56.874	30.429	2:06.370 **(2)**	69.31	0.176	10:26:14.573
3 -	39.474	57.774	30.914	2:08.162	68.34	1.968	10:28:22.735
4 -	39.756	57.596	30.588	2:07.940	68.46	1.746	10:30:30.675
5 -	39.136	57.083	30.200	2:06.419 **(3)**	69.29	0.225	10:32:37.094
6 -	***38.640***	57.222	30.332	***2:06.194*** **(1)**	***69.41***		***10:34:43.288***

P24 133 S Peter WOOLFALL

Kawasaki - Salisbury Cleaning Services

IDEAL LAP TIME : 2:05.354 BEST LAP TIME : 2:05.354 DIFFERENCE : 0.000

LAP	SECTOR 1	SECTOR 2	SECTOR 3	LAP TIME	MPH	DIFF	TIME OF DAY
1 -		58.551	29.884	2:18.299	63.33	12.945	10:24:12.923
2 -	39.521	57.341	30.098	2:06.960	68.99	1.606	10:26:19.883
3 -	39.370	57.057	30.130	2:06.557 **(3)**	69.21	1.203	10:28:26.440
4 -	***39.084***	***56.486***	***29.784***	***2:05.354*** **(1)**	***69.88***		***10:30:31.794***
5 -	39.570	56.764	30.086	2:06.420 **(2)**	69.29	1.066	10:32:38.214
6 -	39.699	57.225	30.652	2:07.576	68.66	2.222	10:34:45.790

P25 32 S John MACKNESS

Kawasaki - ME

IDEAL LAP TIME : 2:06.321 BEST LAP TIME : 2:07.188 DIFFERENCE : 0.867

LAP	SECTOR 1	SECTOR 2	SECTOR 3	LAP TIME	MPH	DIFF	TIME OF DAY
1 -		58.685	30.316	2:18.397	63.29	11.209	10:24:13.021
2 -	40.840	58.747	***30.035***	2:09.622	67.57	2.434	10:26:22.643
3 -	39.835	57.952	30.793	2:08.580	68.12	1.392	10:28:31.223
4 -	39.599	58.041	30.095	2:07.735 **(3)**	68.57	0.547	10:30:38.958
5 -	***39.168***	58.084	30.089	2:07.341 **(2)**	68.79	0.153	10:32:46.299
6 -	39.393	***57.118***	30.677	***2:07.188*** **(1)**	***68.87***		***10:34:53.487***

P26 11 S Gary HARVEY

Kawasaki - NR Racing

IDEAL LAP TIME : 2:09.720 BEST LAP TIME : 2:10.434 DIFFERENCE : 0.714

LAP	SECTOR 1	SECTOR 2	SECTOR 3	LAP TIME	MPH	DIFF	TIME OF DAY
1 -		***58.145***	30.979	2:18.375	63.30	7.941	10:24:12.999
2 -	41.555	59.745	31.444	2:12.744	65.99	2.310	10:26:25.743
3 -	41.345	58.589	30.926	2:10.860 **(2)**	66.94	0.426	10:28:36.603
4 -	41.272	58.762	***30.400***	***2:10.434*** **(1)**	***67.15***		***10:30:47.037***
5 -	41.487	59.440	30.627	2:11.554 **(3)**	66.58	1.120	10:32:58.591
6 -	***41.175***	1:00.064	30.741	2:11.980	66.37	1.546	10:35:10.571

P27 38 S Bob COUCHMAN

Kawasaki - Pinky Janey

IDEAL LAP TIME : 1:51.290 BEST LAP TIME : 1:51.712 DIFFERENCE : 0.422

LAP	SECTOR 1	SECTOR 2	SECTOR 3	LAP TIME	MPH	DIFF	TIME OF DAY
1 -		50.210	27.032	1:59.965	73.01	8.253	10:23:54.589
2 -	35.124	50.271	***26.849***	1:52.244 **(2)**	78.04	0.532	10:25:46.833
3 -	35.935	***50.161***	26.949	1:53.045 **(3)**	77.48	1.333	10:27:39.878
4 -	34.590	50.192	26.930	***1:51.712*** **(1)**	***78.41***		***10:29:31.590***

Weather / Track : Sunny / Dry

Brands Hatch GP
Circuit Length = 2.4332 miles
Start: 10:21 Flag 10:34 End: 10:36

BMCRC - MRO Championships 2018 - Rnd 6 @ Brands Hatch GP

ACU Team Green Junior Cup & Senior 300

RACE 1 - SECTOR ANALYSIS

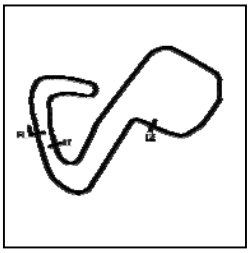

SECTOR 1 = FL to I1, SECTOR 2 = I1 to I2, SECTOR 3 = I2 to FL, DIFF = Difference To Personal Best Lap, P = Crossed Finish Line in Pit Lane, D = Time Disallowed

P28 888 S **Jeff MORRIS** Kawazaki -

IDEAL LAP TIME : BEST LAP TIME : DIFFERENCE :

LAP	SECTOR 1	SECTOR 2	SECTOR 3	LAP TIME	MPH	DIFF	TIME OF DAY
1 -		***52.542***	***26.980***	2:03.059	71.18		10:23:57.683

P29 66 S **Nigel FRANKLIN** Kawasaki - Jane Franklin

IDEAL LAP TIME : BEST LAP TIME : DIFFERENCE :

LAP	SECTOR 1	SECTOR 2	SECTOR 3	LAP TIME	MPH	DIFF	TIME OF DAY
1 -		***52.332***	***27.829***	2:05.487	69.80		10:24:00.111

Weather / Track : Sunny / Dry

Brands Hatch GP
Circuit Length = 2.4332 miles
Start: 10:21 Flag 10:34 End: 10:36

BMCRC - MRO Championships 2018 - Rnd 6 @ Brands Hatch GP

ACU Team Green Junior Cup & Senior 300

RACE 1 - BEST SECTORS

	SECTOR 1			SECTOR 2			SECTOR 3		
POS	NO	NAME	TIME	NO	NAME	TIME	NO	NAME	TIME
1	86	KELMAN	33.427	86	KELMAN	48.151	77	JORDAN	26.191
2	77	JORDAN	33.529	77	JORDAN	48.382	28	STEWART	26.288
3	861	JENNER	33.626	67	MORRIS	48.874	86	KELMAN	26.333
4	20	DICKINSON	34.101	29	STONE	48.940	20	DICKINSON	26.404
5	67	MORRIS	34.147	20	DICKINSON	49.068	4	DUTTON	26.413
6	38	COUCHMAN	34.280	861	JENNER	49.245	99	ROWLEY	26.490
7	28	STEWART	34.323	23	ELLIS	49.405	29	STONE	26.524
8	29	STONE	34.390	28	STEWART	49.509	23	ELLIS	26.550
9	99	ROWLEY	34.439	99	ROWLEY	49.541	67	MORRIS	26.552
10	4	DUTTON	34.492	4	DUTTON	49.641	861	JENNER	26.598
11	23	ELLIS	34.901	6	COOPER	50.067	41	TINKER	26.697
12	6	COOPER	35.061	38	COUCHMAN	50.161	38	COUCHMAN	26.849
13	41	TINKER	35.091	41	TINKER	50.193	888	MORRIS	26.980
14	88	COURT	35.357	88	COURT	50.719	6	COOPER	27.103
15	48	SABBARTON	35.853	21	FRANCOMB	51.572	88	COURT	27.356
16	42	JOHNSON	36.140	48	SABBARTON	51.633	21	FRANCOMB	27.802
17	21	FRANCOMB	36.168	44	SUTCH	51.787	66	FRANKLIN	27.829
18	33	WRIGHT	36.657	42	JOHNSON	51.977	44	SUTCH	27.981
19	30	HOWELL	36.687	66	FRANKLIN	52.332	48	SABBARTON	27.989
20	44	SUTCH	36.944	122	WILSON	52.479	42	JOHNSON	28.004
21	122	WILSON	37.285	888	MORRIS	52.542	33	WRIGHT	28.021
22	43	HALL	37.486	30	HOWELL	52.623	122	WILSON	28.048
23	27	BUTTERS	38.640	33	WRIGHT	52.657	30	HOWELL	28.327
24	133	WOOLFALL	39.084	43	HALL	54.469	43	HALL	28.987
25	32	MACKNESS	39.168	27	BUTTERS	56.025	27	BUTTERS	29.701
26	11	HARVEY	41.175	133	WOOLFALL	56.486	133	WOOLFALL	29.784
27				32	MACKNESS	57.118	32	MACKNESS	30.035
28				11	HARVEY	58.145	11	HARVEY	30.400
29									

IDEAL / BEST COMPARISON					
POS	NO	NAME	IDEAL	BEST	DIFF
		PERFECT LAP	1:47.769		
1	86	KELMAN	1:47.911	1:48.333	0.422
2	77	JORDAN	1:48.102	1:48.323	0.221
3	861	JENNER	1:49.469	1:49.962	0.493
4	20	DICKINSON	1:49.573	1:49.830	0.257
5	67	MORRIS	1:49.573	1:50.265	0.692
6	29	STONE	1:49.854	1:49.854	0.000
7	28	STEWART	1:50.120	1:50.545	0.425
8	99	ROWLEY	1:50.470	1:51.102	0.632
9	4	DUTTON	1:50.546	1:51.327	0.781
10	23	ELLIS	1:50.856	1:51.060	0.204
11	38	COUCHMAN	1:51.290	1:51.712	0.422
12	41	TINKER	1:51.981	1:52.869	0.888
13	6	COOPER	1:52.231	1:52.721	0.490
14	88	COURT	1:53.432	1:54.271	0.839
15	48	SABBARTON	1:55.475	1:55.610	0.135
16	21	FRANCOMB	1:55.542	1:56.695	1.153
17	42	JOHNSON	1:56.121	1:56.752	0.631
18	44	SUTCH	1:56.712	1:56.712	0.000
19	33	WRIGHT	1:57.335	1:57.469	0.134
20	30	HOWELL	1:57.637	1:58.200	0.563
21	122	WILSON	1:57.812	1:58.602	0.790
22	43	HALL	2:00.942	2:00.942	0.000
23	27	BUTTERS	2:04.366	2:06.194	1.828
24	133	WOOLFALL	2:05.354	2:05.354	0.000
25	32	MACKNESS	2:06.321	2:07.188	0.867
26	11	HARVEY	2:09.720	2:10.434	0.714
27	18	OFFER		1:50.200	
28	66	FRANKLIN			
29	888	MORRIS			

Weather / Track : Sunny / Dry

Brands Hatch GP
Circuit Length = 2.4332 miles
Start: 10:21 Flag 10:34 End: 10:36

Results can be found at www.tsl-timing.com

Printed - 10:38 Sunday, 08 July 2018

BMCRC - MRO Championships 2018 - Rnd 6 @ Brands Hatch GP

ACU Team Green Junior Cup & Senior 300

RACE 11 - GRID (7 Laps)

ROW 10	30	111	Trevor REEVE	29	888	Jeff MORRIS	28	66 Nigel FRANKLIN
ROW 9	27	11	Gary HARVEY 2:10.434	26	32	John MACKNESS 2:07.188	25	27 Andrew BUTTERS 2:06.194
ROW 8	24	133	Peter WOOLFALL 2:05.354	23	43	Colin HALL 2:00.942	22	122 Paul WILSON 1:58.602
ROW 7	21	30	Malcolm HOWELL 1:58.200	20	33	Jarrod WRIGHT 1:57.469	19	42 Christopher JOHNSON 1:56.752
ROW 6	18	44	Duane SUTCH 1:56.712	17	21	Paul FRANCOMB 1:56.695	16	48 Kevin SABBARTON 1:55.610
ROW 5	15	88	David COURT 1:54.271	14	41	Kyal TINKER 1:52.869	13	6 Martin COOPER 1:52.721
ROW 4	12	38	Bob COUCHMAN 1:51.712	11	4	James DUTTON 1:51.327	10	99 Damian ROWLEY 1:51.102
ROW 3	9	23	Joe ELLIS 1:51.060	8	28	Leon STEWART 1:50.545	7	67 Tony MORRIS 1:50.265
ROW 2	6	18	Indy OFFER 1:50.200	5	861	Owen JENNER 1:49.962	4	29 Charlie STONE 1:49.854
ROW 1	3	20	Kai DICKINSON 1:49.830	2	86	Jamie KELMAN 1:48.333	1	77 Steve JORDAN 1:48.323

Pole

Brands Hatch GP
Circuit Length = 2.4332 miles

These results are provisional until the conclusion of any judicial and technical matters.

Clerk Of Course :		Timekeeper :

Results can be found at www.tsl-timing.com

Printed - 10:39 Sunday, 08 July 2018

BMCRC - MRO Championships 2018 - Rnd 6 @ Brands Hatch GP

ACU Team Green Junior Cup & Senior 300

RACE 11 - CLASSIFICATION

POS	NO	CL	PIC	NAME	ENTRY	LAPS	TIME	GAP	DIFF	MPH	BEST	ON
1	86	S	1	Jamie KELMAN	Kawasaki - Fastlane motorcycles	7	12:44.385			80.21	1:47.773	4
2	20	S	2	Kai DICKINSON	Kawasaki - www.docklandsriders.org.uk	7	12:55.028	10.643	10.643	79.11	1:49.309	2
3	861	J	1	Owen JENNER	Kawasaki -	7	12:55.120	10.735	0.092	79.10	1:48.949	2
4	23	J	2	Joe ELLIS	Kawasaki -	7	12:55.472	11.087	0.352	79.07	1:49.171	5
5	77	S	3	Steve JORDAN	Kawasaki - stevejordan motorcycles/Bernard Elliott	7	12:55.572	11.187	0.100	79.06	1:49.560	2
6	4	J	3	James DUTTON	Kawasaki -	7	12:58.292	13.907	2.720	78.78	1:48.689	2
7	41	J	4	Kyal TINKER	Kawasaki - Aquatix-2u Ltd	7	12:58.322	13.937	0.030	78.78	1:49.254	4
8	18	J	5	Indy OFFER	Kawasaki - Ace osteopaths	7	12:58.446	14.061	0.124	78.77	1:49.353	3
9	29	S	4	Charlie STONE	Kawasaki -	7	12:58.750	14.365	0.304	78.74	1:49.666	3
10	99	S	5	Damian ROWLEY	Kawasaki -	7	12:59.992	15.607	1.242	78.61	1:49.863	3
11	67	S	6	Tony MORRIS	Kawasaki - Chippy racing team	7	13:05.586	21.201	5.594	78.05	1:50.639	3
12	28	S	7	Leon STEWART	Kawasaki -	7	13:08.183	23.798	2.597	77.79	1:49.893	6
13	6	S	8	Martin COOPER	Kawasaki -	7	13:08.800	24.415	0.617	77.73	1:50.567	6
14	38	S	9	Bob COUCHMAN	Kawasaki - Pinky Janey	7	13:14.546	30.161	5.746	77.17	1:50.907	3
15	888	S	10	Jeff MORRIS	Kawazaki -	7	13:31.956	47.571	17.410	75.51	1:53.934	5
16	88	S	11	David COURT	Kawasaki -	7	13:32.271	47.886	0.315	75.49	1:54.035	7
17	42	J	6	Christopher JOHNSON	Kawasaki -	7	13:47.641	1:03.256	15.370	74.08	1:56.210	3
18	44	S	12	Duane SUTCH	Kawasaki - Shawell Tuning and Racing Serv	7	13:50.029	1:05.644	2.388	73.87	1:56.047	6
19	21	S	13	Paul FRANCOMB	Kawasaki -	7	13:59.508	1:15.123	9.479	73.04	1:56.247	7
20	66	S	14	Nigel FRANKLIN	Kawasaki - Jane Franklin	7	14:08.242	1:23.857	8.734	72.28	1:57.706	6
21	48	S	15	Kevin SABBARTON	Kawasaki -	7	14:08.459	1:24.074	0.217	72.27	1:57.420	6
22	33	J	7	Jarrod WRIGHT	Kawasaki - elp racing	7	14:09.430	1:25.045	0.971	72.18	1:59.769	7
23	30	S	16	Malcolm HOWELL	Kawasaki -	7	14:12.200	1:27.815	2.770	71.95	1:58.218	6
24	43	S	17	Colin HALL	Kawasaki -	7	14:12.294	1:27.909	0.094	71.94	1:58.446	6
25	111	S	18	Trevor REEVE	Kawasaki -	7	14:42.889	1:58.504	30.595	69.45	2:03.573	3
26	133	S	19	Peter WOOLFALL	Kawasaki - Salisbury Cleaning Services	6	12:50.694	1 Lap	1 Lap	68.19	2:05.197	2
27	32	S	20	John MACKNESS	Kawasaki - ME	6	12:50.988	1 Lap	0.294	68.17	2:05.319	6
28	27	S	21	Andrew BUTTERS	Kawasaki -	6	13:00.569	1 Lap	9.581	67.33	2:07.785	6
29	11	S	22	Gary HARVEY	Kawasaki - NR Racing	6	13:10.163	1 Lap	9.594	66.51	2:08.541	2
					NOT CLASSIFIED							
DNF	122	S		Paul WILSON	Kawasaki -	3	6:17.895	4 Laps	3 Laps	69.54	2:02.854	2

FASTEST LAP

86	S	Jamie KELMAN	Kawasaki - Fastlane motorcycles	4	1:47.773	81.28 mph	130.80 kph
4	J	James DUTTON	Kawasaki -	2	1:48.689	80.59 mph	129.70 kph

Class S - 92.5% of Race Speed = 74.19 mph
Class J - 92.5% of Race Speed = 73.16 mph

Brands Hatch GP
Circuit Length = 2.4332 miles
Start: 14:27 Flag 14:40 End: 14:42

Weather / Track : Sunny / Dry
These results are provisional until the conclusion of any judicial and technical matters.

Clerk Of Course :		Timekeeper :

Results can be found at www.tsl-timing.com

Printed - 14:42 Sunday, 08 July 2018

BMCRC - MRO Championships 2018 - Rnd 6 @ Brands Hatch GP

ACU Team Green Junior Cup & Senior 300

RACE 11 - LAP CHART

LAP 1 @ 14:29:51.357

NO	BEHIND	LAP TIME
86		1:54.099
20	1.035	1:55.134
77	1.279	1:55.378
861	1.619	1:55.718
18	2.615	1:56.714
4	2.638	1:56.737
29	3.183	1:57.282
99	3.451	1:57.550
23	3.724	1:57.823
67	4.635	1:58.734
41	5.017	1:59.116
6	5.561	1:59.660
38	6.070	2:00.169
28	6.222	2:00.321
88	8.054	2:02.153
42	10.351	2:04.450
21	11.736	2:05.835
888	11.880	2:05.979
48	13.060	2:07.159
33	13.252	2:07.351
44	14.651	2:08.750
43	16.137	2:10.236
122	16.544	2:10.643
66	16.599	2:10.698
30	16.662	2:10.761
111	20.351	2:14.450
133	20.969	2:15.068
27	22.251	2:16.350
32	24.412	2:18.511
11	25.004	2:19.103

LAP 2 @ 14:31:39.635

NO	BEHIND	LAP TIME
86		1:48.278
20	2.066	1:49.309
861	2.290	1:48.949
77	2.561	1:49.560
4	3.049	1:48.689
18	3.768	1:49.431
29	5.486	1:50.581
23	6.250	1:50.804
99	6.344	1:51.171
41	7.623	1:50.884
67	8.142	1:51.785
6	9.051	1:51.768
28	9.644	1:51.700
38	10.402	1:52.610
88	13.869	1:54.093
888	18.844	1:55.242
42	19.159	1:57.086
44	24.956	1:58.583
33	26.204	2:01.230
21	30.367	2:06.909
66	30.421	2:02.100
43	30.923	2:03.064
30	31.065	2:02.681
122	31.120	2:02.854
48	31.211	2:06.429
111	36.273	2:04.200
133	37.888	2:05.197
27	42.216	2:08.243
32	42.512	2:06.378
11	45.267	2:08.541

LAP 3 @ 14:33:27.832

NO	BEHIND	LAP TIME
86		1:48.197
861	3.987	1:49.894
20	4.040	1:50.171
77	4.130	1:49.766
4	4.249	1:49.397
18	4.924	1:49.353
29	6.955	1:49.666
23	7.461	1:49.408
99	8.010	1:49.863
41	9.164	1:49.738
67	10.584	1:50.639
6	12.254	1:51.400
28	12.337	1:50.890
38	13.112	1:50.907
88	21.114	1:55.442
888	24.870	1:54.223
42	27.172	1:56.210
44	33.766	1:57.007
33	37.918	1:59.911
21	40.481	1:58.311
66	42.266	2:00.042
43	43.132	2:00.406
48	43.307	2:00.293
30	44.016	2:01.148
122	47.321	2:04.398
111	51.649	2:03.573
133	55.404	2:05.713
32	1:01.794	2:07.479
27	1:03.883	2:09.864
11	1:06.373	2:09.303

LAP 4 @ 14:35:15.605

NO	BEHIND	LAP TIME
86		1:47.773
20	6.238	1:49.971
861	6.329	1:50.115
4	6.560	1:50.084
77	6.612	1:50.255
18	7.282	1:50.131
23	8.969	1:49.281
29	9.479	1:50.297
99	10.264	1:50.027
41	10.645	1:49.254
67	13.843	1:51.032
6	16.338	1:51.857
28	16.477	1:51.913
38	17.037	1:51.698
88	28.238	1:54.897
888	31.069	1:53.972
42	36.676	1:57.277
44	42.500	1:56.507
21	50.964	1:58.256
33	51.099	2:00.954
66	53.831	1:59.338
43	55.016	1:59.657
48	55.104	1:59.570
30	55.722	1:59.479
111	1:08.647	2:04.771
133	1:15.638	2:08.007
32	1:21.207	2:07.186
27	1:25.037	2:08.927
11	1:29.250	2:10.650

LAP 5 @ 14:37:03.823

NO	BEHIND	LAP TIME
86		1:48.218
20	8.244	1:50.224
861	8.508	1:50.397
77	8.749	1:50.355
4	9.739	1:51.397
18	9.829	1:50.765
23	9.922	1:49.171
29	11.137	1:49.876
41	12.287	1:49.860
99	12.544	1:50.498
67	16.557	1:50.932
28	19.292	1:51.033
6	19.842	1:51.722
38	21.372	1:52.553
88	36.088	1:56.068
888	36.785	1:53.934
42	46.191	1:57.733
44	51.060	1:56.778
21	59.789	1:57.043
33	1:03.169	2:00.288
66	1:05.361	1:59.748
43	1:05.891	1:59.093
48	1:05.975	1:59.089
30	1:06.383	1:58.879
111	1:25.501	2:05.072
133	1:35.655	2:08.235
32	1:39.104	2:06.115
27	1:46.219	2:09.400

LAP 6 @ 14:38:52.571

NO	BEHIND	LAP TIME
86		1:48.748
11	1 Lap	2:10.594
20	9.891	1:50.395
861	10.027	1:50.267
23	10.480	1:49.306
77	10.564	1:50.563
4	11.524	1:50.533
18	12.560	1:51.479
29	12.950	1:50.561
41	13.039	1:49.500
99	14.045	1:50.249
67	19.025	1:51.216
28	20.437	1:49.893
6	21.661	1:50.567
38	25.436	1:52.812
888	42.128	1:54.091
88	42.923	1:55.583
42	54.774	1:57.331
44	58.359	1:56.047
21	1:07.948	1:56.907
66	1:14.319	1:57.706
33	1:14.348	1:59.927
48	1:14.647	1:57.420
43	1:15.589	1:58.446
30	1:15.853	1:58.218
111	1:41.349	2:04.596

LAP 7 @ 14:40:41.643

NO	BEHIND	LAP TIME
86		1:49.072
133	1 Lap	2:08.474
32	1 Lap	2:05.319
20	10.643	1:49.824
861	10.735	1:49.780
23	11.087	1:49.679
77	11.187	1:49.695
4	13.907	1:51.455
41	13.937	1:49.970
18	14.061	1:50.573
29	14.365	1:50.487
99	15.607	1:50.634
27	1 Lap	2:07.785
67	21.201	1:51.248
28	23.798	1:52.433
6	24.415	1:51.826
11	1 Lap	2:11.972
38	30.161	1:53.797
888	47.571	1:54.515
88	47.886	1:54.035
42	1:03.256	1:57.554
44	1:05.644	1:56.357
21	1:15.123	1:56.247
66	1:23.857	1:58.610
48	1:24.074	1:58.499
33	1:25.045	1:59.769
30	1:27.815	2:01.034
43	1:27.909	2:01.392
111	1:58.504	2:06.227

Weather / Track : Sunny / Dry

Brands Hatch GP
Circuit Length = 2.4332 miles
Start: 14:27 Flag 14:40 End: 14:42

BMCRC - MRO Championships 2018 - Rnd 6 @ Brands Hatch GP

ACU Team Green Junior Cup & Senior 300

RACE 11 - SECTOR ANALYSIS

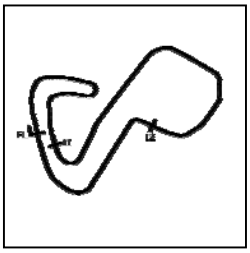

SECTOR 1 = FL to I1, SECTOR 2 = I1 to I2, SECTOR 3 = I2 to FL, DIFF = Difference To Personal Best Lap, P = Crossed Finish Line in Pit Lane, D = Time Disallowed

P1 86 S Jamie KELMAN Kawasaki - Fastlane motorcycles

IDEAL LAP TIME : 1:47.492 BEST LAP TIME : 1:47.773 DIFFERENCE : 0.281

LAP	SECTOR 1	SECTOR 2	SECTOR 3	LAP TIME	MPH	DIFF	TIME OF DAY
1 -		48.884	26.230	1:54.099	76.77	6.326	14:29:51.357
2 -	34.031	***48.132***	***26.115***	1:48.278	80.90	0.505	14:31:39.635
3 -	33.703	48.263	26.231	1:48.197 **(2)**	80.96	0.424	14:33:27.832
4 -	***33.245***	48.355	26.173	***1:47.773*** **(1)**	***81.28***		***14:35:15.605***
5 -	33.425	48.518	26.275	1:48.218 **(3)**	80.94	0.445	14:37:03.823
6 -	33.748	48.299	26.701	1:48.748	80.55	0.975	14:38:52.571
7 -	33.492	48.782	26.798	1:49.072	80.31	1.299	14:40:41.643

P2 20 S Kai DICKINSON Kawasaki - www.docklandsriders.org.uk

IDEAL LAP TIME : 1:49.055 BEST LAP TIME : 1:49.309 DIFFERENCE : 0.254

LAP	SECTOR 1	SECTOR 2	SECTOR 3	LAP TIME	MPH	DIFF	TIME OF DAY
1 -		49.207	26.399	1:55.134	76.08	5.825	14:29:52.392
2 -	34.081	48.982	***26.246***	***1:49.309*** **(1)**	***80.13***		***14:31:41.701***
3 -	34.120	49.187	26.864	1:50.171	79.51	0.862	14:33:31.872
4 -	34.533	***48.806***	26.632	1:49.971 **(3)**	79.65	0.662	14:35:21.843
5 -	34.397	49.405	26.422	1:50.224	79.47	0.915	14:37:12.067
6 -	34.531	49.550	26.314	1:50.395	79.34	1.086	14:39:02.462
7 -	***34.003***	49.018	26.803	1:49.824 **(2)**	79.76	0.515	14:40:52.286

P3 861 J Owen JENNER Kawasaki -

IDEAL LAP TIME : 1:48.341 BEST LAP TIME : 1:48.949 DIFFERENCE : 0.608

LAP	SECTOR 1	SECTOR 2	SECTOR 3	LAP TIME	MPH	DIFF	TIME OF DAY
1 -		49.019	26.550	1:55.718	75.69	6.769	14:29:52.976
2 -	33.946	***48.748***	26.255	***1:48.949*** **(1)**	***80.40***		***14:31:41.925***
3 -	34.205	48.793	26.896	1:49.894 **(3)**	79.71	0.945	14:33:31.819
4 -	34.064	49.291	26.760	1:50.115	79.55	1.166	14:35:21.934
5 -	34.833	49.074	26.490	1:50.397	79.34	1.448	14:37:12.331
6 -	34.453	49.594	***26.220***	1:50.267	79.44	1.318	14:39:02.598
7 -	***33.373***	49.360	27.047	1:49.780 **(2)**	79.79	0.831	14:40:52.378

P4 23 J Joe ELLIS Kawasaki -

IDEAL LAP TIME : 1:48.777 BEST LAP TIME : 1:49.171 DIFFERENCE : 0.394

LAP	SECTOR 1	SECTOR 2	SECTOR 3	LAP TIME	MPH	DIFF	TIME OF DAY
1 -		49.238	26.572	1:57.823	74.34	8.652	14:29:55.081
2 -	34.866	49.460	26.478	1:50.804	79.05	1.633	14:31:45.885
3 -	34.755	***48.627***	26.026	1:49.408	80.06	0.237	14:33:35.293
4 -	34.136	48.938	26.207	1:49.281 **(2)**	80.15	0.110	14:35:24.574
5 -	34.355	48.798	***26.018***	***1:49.171*** **(1)**	***80.23***		***14:37:13.745***
6 -	34.245	48.956	26.105	1:49.306 **(3)**	80.14	0.135	14:39:03.051
7 -	***34.132***	48.814	26.733	1:49.679	79.86	0.508	14:40:52.730

P5 77 S Steve JORDAN Kawasaki - stevejordan motorcycles/Bernard Elliott

IDEAL LAP TIME : 1:48.209 BEST LAP TIME : 1:49.560 DIFFERENCE : 1.351

LAP	SECTOR 1	SECTOR 2	SECTOR 3	LAP TIME	MPH	DIFF	TIME OF DAY
1 -		49.231	26.417	1:55.378	75.92	5.818	14:29:52.636
2 -	35.061	***48.449***	***26.050***	***1:49.560*** **(1)**	***79.95***		***14:31:42.196***
3 -	34.325	48.634	26.807	1:49.766 **(3)**	79.80	0.206	14:33:31.962
4 -	34.204	49.279	26.772	1:50.255	79.45	0.695	14:35:22.217
5 -	34.492	49.323	26.540	1:50.355	79.37	0.795	14:37:12.572
6 -	34.238	49.689	26.636	1:50.563	79.22	1.003	14:39:03.135
7 -	***33.710***	48.794	27.191	1:49.695 **(2)**	79.85	0.135	14:40:52.830

P6 4 J James DUTTON Kawasaki -

IDEAL LAP TIME : 1:48.689 BEST LAP TIME : 1:48.689 DIFFERENCE : 0.000

LAP	SECTOR 1	SECTOR 2	SECTOR 3	LAP TIME	MPH	DIFF	TIME OF DAY

Weather / Track : Sunny / Dry

Brands Hatch GP
Circuit Length = 2.4332 miles
Start: 14:27 Flag 14:40 End: 14:42

BMCRC - MRO Championships 2018 - Rnd 6 @ Brands Hatch GP

ACU Team Green Junior Cup & Senior 300

RACE 11 - SECTOR ANALYSIS

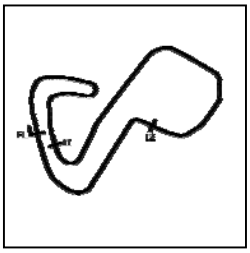

SECTOR 1 = FL to I1, SECTOR 2 = I1 to I2, SECTOR 3 = I2 to FL, DIFF = Difference To Personal Best Lap, P = Crossed Finish Line in Pit Lane, D = Time Disallowed

1 -		49.357	26.302	1:56.737	75.03	8.048	14:29:53.995
2 -	***34.022***	***48.664***	***26.003***	***1:48.689*** **(1)**	***80.59***		***14:31:42.684***
3 -	34.066	49.115	26.216	1:49.397 **(2)**	80.07	0.708	14:33:32.081
4 -	34.445	49.500	26.139	1:50.084 **(3)**	79.57	1.395	14:35:22.165
5 -	35.024	49.974	26.399	1:51.397	78.63	2.708	14:37:13.562
6 -	35.016	49.051	26.466	1:50.533	79.25	1.844	14:39:04.095
7 -	34.147	50.094	27.214	1:51.455	78.59	2.766	14:40:55.550

P7 41 J Kyal TINKER Kawasaki - Aquatix-2u Ltd

IDEAL LAP TIME : 1:48.924 BEST LAP TIME : 1:49.254 DIFFERENCE : 0.330

LAP	SECTOR 1	SECTOR 2	SECTOR 3	LAP TIME	MPH	DIFF	TIME OF DAY
1 -		50.186	26.547	1:59.116	73.54	9.862	14:29:56.374
2 -	34.382	49.823	26.679	1:50.884	79.00	1.630	14:31:47.258
3 -	34.150	***49.058***	26.530	1:49.738 **(3)**	79.82	0.484	14:33:36.996
4 -	33.738	49.199	26.317	***1:49.254*** **(1)**	***80.17***		***14:35:26.250***
5 -	34.206	49.241	26.413	1:49.860	79.73	0.606	14:37:16.110
6 -	33.595	49.616	***26.289***	1:49.500 **(2)**	79.99	0.246	14:39:05.610
7 -	***33.577***	49.503	26.890	1:49.970	79.65	0.716	14:40:55.580

P8 18 J Indy OFFER Kawasaki - Ace osteopaths

IDEAL LAP TIME : 1:48.926 BEST LAP TIME : 1:49.353 DIFFERENCE : 0.427

LAP	SECTOR 1	SECTOR 2	SECTOR 3	LAP TIME	MPH	DIFF	TIME OF DAY
1 -		49.542	26.709	1:56.714	75.05	7.361	14:29:53.972
2 -	34.390	***48.749***	***26.292***	1:49.431 **(2)**	80.04	0.078	14:31:43.403
3 -	33.971	48.971	26.411	***1:49.353*** **(1)**	***80.10***		***14:33:32.756***
4 -	34.460	49.144	26.527	1:50.131 **(3)**	79.54	0.778	14:35:22.887
5 -	34.199	49.660	26.906	1:50.765	79.08	1.412	14:37:13.652
6 -	35.099	49.848	26.532	1:51.479	78.57	2.126	14:39:05.131
7 -	***33.885***	49.857	26.831	1:50.573	79.22	1.220	14:40:55.704

P9 29 S Charlie STONE Kawasaki -

IDEAL LAP TIME : 1:49.514 BEST LAP TIME : 1:49.666 DIFFERENCE : 0.152

LAP	SECTOR 1	SECTOR 2	SECTOR 3	LAP TIME	MPH	DIFF	TIME OF DAY
1 -		49.633	26.598	1:57.282	74.69	7.616	14:29:54.540
2 -	34.393	49.472	26.716	1:50.581	79.21	0.915	14:31:45.121
3 -	34.311	***48.856***	***26.499***	***1:49.666*** **(1)**	***79.87***		***14:33:34.787***
4 -	***34.159***	49.591	26.547	1:50.297 **(3)**	79.42	0.631	14:35:25.084
5 -	34.176	49.166	26.534	1:49.876 **(2)**	79.72	0.210	14:37:14.960
6 -	34.492	49.387	26.682	1:50.561	79.23	0.895	14:39:05.521
7 -	34.337	49.419	26.731	1:50.487	79.28	0.821	14:40:56.008

P10 99 S Damian ROWLEY Kawasaki -

IDEAL LAP TIME : 1:49.805 BEST LAP TIME : 1:49.863 DIFFERENCE : 0.058

LAP	SECTOR 1	SECTOR 2	SECTOR 3	LAP TIME	MPH	DIFF	TIME OF DAY
1 -		49.629	26.509	1:57.550	74.51	7.687	14:29:54.808
2 -	34.754	49.636	26.781	1:51.171	78.79	1.308	14:31:45.979
3 -	***34.235***	49.290	***26.338***	***1:49.863*** **(1)**	***79.73***		***14:33:35.842***
4 -	34.268	***49.232***	26.527	1:50.027 **(2)**	79.61	0.164	14:35:25.869
5 -	34.394	49.659	26.445	1:50.498	79.27	0.635	14:37:16.367
6 -	34.376	49.250	26.623	1:50.249 **(3)**	79.45	0.386	14:39:06.616
7 -	34.378	49.594	26.662	1:50.634	79.17	0.771	14:40:57.250

P11 67 S Tony MORRIS Kawasaki - Chippy racing team

IDEAL LAP TIME : 1:50.145 BEST LAP TIME : 1:50.639 DIFFERENCE : 0.494

LAP	SECTOR 1	SECTOR 2	SECTOR 3	LAP TIME	MPH	DIFF	TIME OF DAY
1 -		50.279	26.824	1:58.734	73.77	8.095	14:29:55.992
2 -	34.494	50.173	27.118	1:51.785	78.36	1.146	14:31:47.777
3 -	34.396	***49.241***	27.002	***1:50.639*** **(1)**	***79.17***		***14:33:38.416***
4 -	34.384	49.688	26.960	1:51.032 **(3)**	78.89	0.393	14:35:29.448

Weather / Track : Sunny / Dry

Brands Hatch GP
Circuit Length = 2.4332 miles
Start: 14:27 Flag 14:40 End: 14:42

BMCRC - MRO Championships 2018 - Rnd 6 @ Brands Hatch GP

ACU Team Green Junior Cup & Senior 300

RACE 11 - SECTOR ANALYSIS

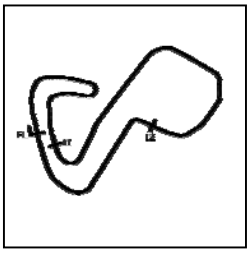

SECTOR 1 = FL to I1, SECTOR 2 = I1 to I2, SECTOR 3 = I2 to FL, DIFF = Difference To Personal Best Lap, P = Crossed Finish Line in Pit Lane, D = Time Disallowed

5 -	34.329	49.491	27.112	1:50.932 **(2)**	78.96	0.293	14:37:20.380
6 -	***34.222***	50.150	26.844	1:51.216	78.76	0.577	14:39:11.596
7 -	34.468	50.098	***26.682***	1:51.248	78.74	0.609	14:41:02.844

P12 28 S Leon STEWART Kawasaki -

IDEAL LAP TIME : 1:49.893 BEST LAP TIME : 1:49.893 DIFFERENCE : 0.000

LAP	SECTOR 1	SECTOR 2	SECTOR 3	LAP TIME	MPH	DIFF	TIME OF DAY
1 -		50.421	26.634	2:00.321	72.80	10.428	14:29:57.579
2 -	34.487	50.424	26.789	1:51.700	78.42	1.807	14:31:49.279
3 -	34.434	49.536	26.920	1:50.890 **(2)**	78.99	0.997	14:33:40.169
4 -	35.076	50.003	26.834	1:51.913	78.27	2.020	14:35:32.082
5 -	34.846	49.570	26.617	1:51.033 **(3)**	78.89	1.140	14:37:23.115
6 -	***34.279***	***49.036***	***26.578***	***1:49.893*** **(1)**	***79.71***		***14:39:13.008***
7 -	35.487	49.840	27.106	1:52.433	77.91	2.540	14:41:05.441

P13 6 S Martin COOPER Kawasaki -

IDEAL LAP TIME : 1:50.458 BEST LAP TIME : 1:50.567 DIFFERENCE : 0.109

LAP	SECTOR 1	SECTOR 2	SECTOR 3	LAP TIME	MPH	DIFF	TIME OF DAY
1 -		50.285	26.879	1:59.660	73.20	9.093	14:29:56.918
2 -	34.957	50.006	26.805	1:51.768	78.37	1.201	14:31:48.686
3 -	34.824	49.606	26.970	1:51.400 **(2)**	78.63	0.833	14:33:40.086
4 -	35.017	50.000	26.840	1:51.857	78.31	1.290	14:35:31.943
5 -	35.292	49.638	***26.792***	1:51.722 **(3)**	78.40	1.155	14:37:23.665
6 -	***34.498***	***49.168***	26.901	***1:50.567*** **(1)**	***79.22***		***14:39:14.232***
7 -	34.874	49.690	27.262	1:51.826	78.33	1.259	14:41:06.058

P14 38 S Bob COUCHMAN Kawasaki - Pinky Janey

IDEAL LAP TIME : 1:50.531 BEST LAP TIME : 1:50.907 DIFFERENCE : 0.376

LAP	SECTOR 1	SECTOR 2	SECTOR 3	LAP TIME	MPH	DIFF	TIME OF DAY
1 -		50.387	***26.679***	2:00.169	72.89	9.262	14:29:57.427
2 -	35.384	50.317	26.909	1:52.610	77.78	1.703	14:31:50.037
3 -	***34.336***	***49.516***	27.055	***1:50.907*** **(1)**	***78.98***		***14:33:40.944***
4 -	34.703	50.157	26.838	1:51.698 **(2)**	78.42	0.791	14:35:32.642
5 -	35.204	50.208	27.141	1:52.553 **(3)**	77.82	1.646	14:37:25.195
6 -	34.685	50.936	27.191	1:52.812	77.64	1.905	14:39:18.007
7 -	36.005	50.580	27.212	1:53.797	76.97	2.890	14:41:11.804

P15 888 S Jeff MORRIS Kawazaki -

IDEAL LAP TIME : 1:53.301 BEST LAP TIME : 1:53.934 DIFFERENCE : 0.633

LAP	SECTOR 1	SECTOR 2	SECTOR 3	LAP TIME	MPH	DIFF	TIME OF DAY
1 -		52.947	27.357	2:05.979	69.53	12.045	14:30:03.237
2 -	35.389	51.815	28.038	1:55.242	76.01	1.308	14:31:58.479
3 -	35.373	51.490	27.360	1:54.223	76.69	0.289	14:33:52.702
4 -	35.128	51.615	27.229	1:53.972 **(2)**	76.85	0.038	14:35:46.674
5 -	35.613	***51.297***	***27.024***	***1:53.934*** **(1)**	***76.88***		***14:37:40.608***
6 -	***34.980***	51.789	27.322	1:54.091 **(3)**	76.77	0.157	14:39:34.699
7 -	35.251	51.755	27.509	1:54.515	76.49	0.581	14:41:29.214

P16 88 S David COURT Kawasaki -

IDEAL LAP TIME : 1:52.841 BEST LAP TIME : 1:54.035 DIFFERENCE : 1.194

LAP	SECTOR 1	SECTOR 2	SECTOR 3	LAP TIME	MPH	DIFF	TIME OF DAY
1 -		***50.914***	27.119	2:02.153	71.71	8.118	14:29:59.411
2 -	***34.972***	51.230	27.891	1:54.093 **(2)**	76.77	0.058	14:31:53.504
3 -	35.570	51.903	27.969	1:55.442	75.88	1.407	14:33:48.946
4 -	35.958	51.806	27.133	1:54.897 **(3)**	76.24	0.862	14:35:43.843
5 -	35.938	52.232	27.898	1:56.068	75.47	2.033	14:37:39.911
6 -	36.015	52.174	27.394	1:55.583	75.78	1.548	14:39:35.494
7 -	35.353	51.727	***26.955***	***1:54.035*** **(1)**	***76.81***		***14:41:29.529***

Weather / Track : Sunny / Dry

Brands Hatch GP
Circuit Length = 2.4332 miles
Start: 14:27 Flag 14:40 End: 14:42

BMCRC - MRO Championships 2018 - Rnd 6 @ Brands Hatch GP

ACU Team Green Junior Cup & Senior 300

RACE 11 - SECTOR ANALYSIS

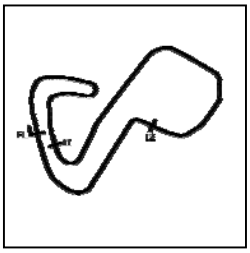

SECTOR 1 = FL to I1, SECTOR 2 = I1 to I2, SECTOR 3 = I2 to FL, DIFF = Difference To Personal Best Lap, P = Crossed Finish Line in Pit Lane, D = Time Disallowed

P17 42 J Christopher JOHNSON Kawasaki -

IDEAL LAP TIME : 1:56.132 BEST LAP TIME : 1:56.210 DIFFERENCE : 0.078

LAP	SECTOR 1	SECTOR 2	SECTOR 3	LAP TIME	MPH	DIFF	TIME OF DAY
1 -		52.277	***28.217***	2:04.450	70.38	8.240	14:30:01.708
2 -	36.384	51.984	28.718	1:57.086 **(2)**	74.81	0.876	14:31:58.794
3 -	***36.367***	***51.548***	28.295	***1:56.210*** **(1)**	***75.37***		***14:33:55.004***
4 -	36.377	52.205	28.695	1:57.277 **(3)**	74.69	1.067	14:35:52.281
5 -	36.802	52.145	28.786	1:57.733	74.40	1.523	14:37:50.014
6 -	36.387	52.424	28.520	1:57.331	74.65	1.121	14:39:47.345
7 -	36.564	52.440	28.550	1:57.554	74.51	1.344	14:41:44.899

P18 44 S Duane SUTCH Kawasaki - Shawell Tuning and Racing Serv

IDEAL LAP TIME : 1:55.877 BEST LAP TIME : 1:56.047 DIFFERENCE : 0.170

LAP	SECTOR 1	SECTOR 2	SECTOR 3	LAP TIME	MPH	DIFF	TIME OF DAY
1 -		53.653	28.450	2:08.750	68.03	12.703	14:30:06.008
2 -	36.888	53.351	28.344	1:58.583	73.87	2.536	14:32:04.591
3 -	36.402	52.486	28.119	1:57.007	74.86	0.960	14:34:01.598
4 -	35.967	52.408	28.132	1:56.507 **(3)**	75.18	0.460	14:35:58.105
5 -	36.282	52.534	27.962	1:56.778	75.01	0.731	14:37:54.883
6 -	36.105	***52.063***	***27.879***	***1:56.047*** **(1)**	***75.48***		***14:39:50.930***
7 -	***35.935***	52.289	28.133	1:56.357 **(2)**	75.28	0.310	14:41:47.287

P19 21 S Paul FRANCOMB Kawasaki -

IDEAL LAP TIME : 1:56.097 BEST LAP TIME : 1:56.247 DIFFERENCE : 0.150

LAP	SECTOR 1	SECTOR 2	SECTOR 3	LAP TIME	MPH	DIFF	TIME OF DAY
1 -		52.607	28.219	2:05.835	69.61	9.588	14:30:03.093
2 -	***36.183***	***52.004***	38.722	2:06.909	69.02	10.662	14:32:10.002
3 -	37.359	52.813	28.139	1:58.311	74.04	2.064	14:34:08.313
4 -	36.910	52.938	28.408	1:58.256	74.07	2.009	14:36:06.569
5 -	36.509	52.406	28.128	1:57.043 **(3)**	74.84	0.796	14:38:03.612
6 -	36.767	52.227	27.913	1:56.907 **(2)**	74.93	0.660	14:40:00.519
7 -	36.280	52.057	***27.910***	***1:56.247*** **(1)**	***75.35***		***14:41:56.766***

P20 66 S Nigel FRANKLIN Kawasaki - Jane Franklin

IDEAL LAP TIME : 1:57.690 BEST LAP TIME : 1:57.706 DIFFERENCE : 0.016

LAP	SECTOR 1	SECTOR 2	SECTOR 3	LAP TIME	MPH	DIFF	TIME OF DAY
1 -		55.120	28.487	2:10.698	67.02	12.992	14:30:07.956
2 -	38.277	54.391	29.432	2:02.100	71.74	4.394	14:32:10.056
3 -	38.065	53.443	28.534	2:00.042	72.97	2.336	14:34:10.098
4 -	37.497	53.270	28.571	1:59.338 **(3)**	73.40	1.632	14:36:09.436
5 -	37.719	53.485	28.544	1:59.748	73.15	2.042	14:38:09.184
6 -	37.114	***52.333***	***28.259***	***1:57.706*** **(1)**	***74.42***		***14:40:06.890***
7 -	***37.098***	53.191	28.321	1:58.610 **(2)**	73.85	0.904	14:42:05.500

P21 48 S Kevin SABBARTON Kawasaki -

IDEAL LAP TIME : 1:57.414 BEST LAP TIME : 1:57.420 DIFFERENCE : 0.006

LAP	SECTOR 1	SECTOR 2	SECTOR 3	LAP TIME	MPH	DIFF	TIME OF DAY
1 -		53.159	29.054	2:07.159	68.88	9.739	14:30:04.417
2 -	43.802	53.681	28.946	2:06.429	69.28	9.009	14:32:10.846
3 -	37.953	53.853	28.487	2:00.293	72.82	2.873	14:34:11.139
4 -	37.566	53.692	***28.312***	1:59.570	73.26	2.150	14:36:10.709
5 -	37.123	53.442	28.524	1:59.089 **(3)**	73.55	1.669	14:38:09.798
6 -	***36.742***	***52.360***	28.318	***1:57.420*** **(1)**	***74.60***		***14:40:07.218***
7 -	36.952	53.148	28.399	1:58.499 **(2)**	73.92	1.079	14:42:05.717

P22 33 J Jarrod WRIGHT Kawasaki - elp racing

IDEAL LAP TIME : 1:58.828 BEST LAP TIME : 1:59.769 DIFFERENCE : 0.941

LAP	SECTOR 1	SECTOR 2	SECTOR 3	LAP TIME	MPH	DIFF	TIME OF DAY

Weather / Track : Sunny / Dry

Brands Hatch GP
Circuit Length = 2.4332 miles
Start: 14:27 Flag 14:40 End: 14:42

BMCRC - MRO Championships 2018 - Rnd 6 @ Brands Hatch GP

ACU Team Green Junior Cup & Senior 300

RACE 11 - SECTOR ANALYSIS

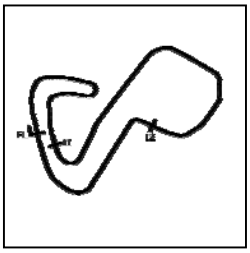

SECTOR 1 = FL to I1, SECTOR 2 = I1 to I2, SECTOR 3 = I2 to FL, DIFF = Difference To Personal Best Lap, P = Crossed Finish Line in Pit Lane, D = Time Disallowed

1 -		***52.830***	28.993	2:07.351	68.78	7.582	14:30:04.609
2 -	38.119	54.028	29.083	2:01.230	72.25	1.461	14:32:05.839
3 -	***37.045***	53.816	29.050	1:59.911 **(2)**	73.05	0.142	14:34:05.750
4 -	37.556	54.351	29.047	2:00.954	72.42	1.185	14:36:06.704
5 -	37.548	53.731	29.009	2:00.288	72.82	0.519	14:38:06.992
6 -	37.048	53.755	29.124	1:59.927 **(3)**	73.04	0.158	14:40:06.919
7 -	37.452	53.364	***28.953***	***1:59.769*** **(1)**	***73.13***		***14:42:06.688***

P23 30 S Malcolm HOWELL Kawasaki -

IDEAL LAP TIME : 1:57.325 BEST LAP TIME : 1:58.218 DIFFERENCE : 0.893

LAP	SECTOR 1	SECTOR 2	SECTOR 3	LAP TIME	MPH	DIFF	TIME OF DAY
1 -		55.113	29.030	2:10.761	66.99	12.543	14:30:08.019
2 -	38.163	54.675	29.843	2:02.681	71.40	4.463	14:32:10.700
3 -	38.251	55.040	***27.857***	2:01.148	72.30	2.930	14:34:11.848
4 -	37.167	53.689	28.623	1:59.479 **(3)**	73.31	1.261	14:36:11.327
5 -	***36.637***	53.601	28.641	1:58.879 **(2)**	73.68	0.661	14:38:10.206
6 -	37.285	***52.831***	28.102	***1:58.218*** **(1)**	***74.09***		***14:40:08.424***
7 -	37.006	53.400	30.628	2:01.034	72.37	2.816	14:42:09.458

P24 43 S Colin HALL Kawasaki -

IDEAL LAP TIME : 1:57.906 BEST LAP TIME : 1:58.446 DIFFERENCE : 0.540

LAP	SECTOR 1	SECTOR 2	SECTOR 3	LAP TIME	MPH	DIFF	TIME OF DAY
1 -		54.983	28.832	2:10.236	67.26	11.790	14:30:07.494
2 -	38.024	54.834	30.206	2:03.064	71.18	4.618	14:32:10.558
3 -	38.091	53.816	28.499	2:00.406	72.75	1.960	14:34:10.964
4 -	37.567	53.727	28.363	1:59.657 **(3)**	73.20	1.211	14:36:10.621
5 -	37.038	53.461	28.594	1:59.093 **(2)**	73.55	0.647	14:38:09.714
6 -	37.407	***52.762***	***28.277***	***1:58.446*** **(1)**	***73.95***		***14:40:08.160***
7 -	***36.867***	53.594	30.931	2:01.392	72.16	2.946	14:42:09.552

P25 111 S Trevor REEVE Kawasaki -

IDEAL LAP TIME : 2:03.563 BEST LAP TIME : 2:03.573 DIFFERENCE : 0.010

LAP	SECTOR 1	SECTOR 2	SECTOR 3	LAP TIME	MPH	DIFF	TIME OF DAY
1 -		56.533	29.809	2:14.450	65.15	10.877	14:30:11.708
2 -	38.684	56.208	29.308	2:04.200 **(2)**	70.53	0.627	14:32:15.908
3 -	***38.371***	***55.975***	29.227	***2:03.573*** **(1)**	***70.88***		***14:34:19.481***
4 -	39.137	56.035	29.599	2:04.771	70.20	1.198	14:36:24.252
5 -	38.895	56.732	29.445	2:05.072	70.03	1.499	14:38:29.324
6 -	38.609	56.722	29.265	2:04.596 **(3)**	70.30	1.023	14:40:33.920
7 -	40.545	56.465	***29.217***	2:06.227	69.39	2.654	14:42:40.147

P26 133 S Peter WOOLFALL Kawasaki - Salisbury Cleaning Services

IDEAL LAP TIME : 2:05.173 BEST LAP TIME : 2:05.197 DIFFERENCE : 0.024

LAP	SECTOR 1	SECTOR 2	SECTOR 3	LAP TIME	MPH	DIFF	TIME OF DAY
1 -		56.630	***29.735***	2:15.068	64.85	9.871	14:30:12.326
2 -	***39.044***	***56.394***	29.759	***2:05.197*** **(1)**	***69.96***		***14:32:17.523***
3 -	39.074	56.546	30.093	2:05.713 **(2)**	69.68	0.516	14:34:23.236
4 -	39.896	57.636	30.475	2:08.007 **(3)**	68.43	2.810	14:36:31.243
5 -	39.847	57.690	30.698	2:08.235	68.31	3.038	14:38:39.478
6 -	40.017	57.907	30.550	2:08.474	68.18	3.277	14:40:47.952

P27 32 S John MACKNESS Kawasaki - ME

IDEAL LAP TIME : 2:05.221 BEST LAP TIME : 2:05.319 DIFFERENCE : 0.098

LAP	SECTOR 1	SECTOR 2	SECTOR 3	LAP TIME	MPH	DIFF	TIME OF DAY
1 -		58.565	30.523	2:18.511	63.24	13.192	14:30:15.769
2 -	39.274	57.585	29.519	2:06.378 **(3)**	69.31	1.059	14:32:22.147
3 -	40.000	57.343	30.136	2:07.479	68.71	2.160	14:34:29.626
4 -	***38.834***	58.113	30.239	2:07.186	68.87	1.867	14:36:36.812
5 -	39.353	56.935	29.827	2:06.115 **(2)**	69.45	0.796	14:38:42.927

Weather / Track : Sunny / Dry

Brands Hatch GP
Circuit Length = 2.4332 miles
Start: 14:27 Flag 14:40 End: 14:42

BMCRC - MRO Championships 2018 - Rnd 6 @ Brands Hatch GP

ACU Team Green Junior Cup & Senior 300

RACE 11 - SECTOR ANALYSIS

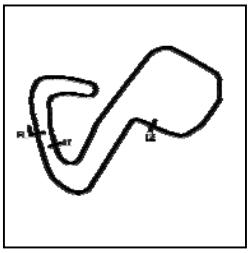

SECTOR 1 = FL to I1, SECTOR 2 = I1 to I2, SECTOR 3 = I2 to FL, DIFF = Difference To Personal Best Lap, P = Crossed Finish Line in Pit Lane, D = Time Disallowed

6 -	38.932	***56.922***	***29.465***	***2:05.319***	**(1)**	***69.90***	***14:40:48.246***

P28 27 S Andrew BUTTERS Kawasaki -

IDEAL LAP TIME : 2:06.766 BEST LAP TIME : 2:07.785 DIFFERENCE : 1.019

LAP	SECTOR 1	SECTOR 2	SECTOR 3	LAP TIME		MPH	DIFF	TIME OF DAY
1 -		57.580	30.436	2:16.350		64.24	8.565	14:30:13.608
2 -	40.543	***57.205***	30.495	2:08.243	**(2)**	68.30	0.458	14:32:21.851
3 -	41.311	57.837	30.716	2:09.864		67.45	2.079	14:34:31.715
4 -	40.176	57.819	30.932	2:08.927	**(3)**	67.94	1.142	14:36:40.642
5 -	40.500	58.060	30.840	2:09.400		67.69	1.615	14:38:50.042
6 -	***39.497***	58.224	***30.064***	***2:07.785***	**(1)**	***68.55***		***14:40:57.827***

P29 11 S Gary HARVEY Kawasaki - NR Racing

IDEAL LAP TIME : 2:08.419 BEST LAP TIME : 2:08.541 DIFFERENCE : 0.122

LAP	SECTOR 1	SECTOR 2	SECTOR 3	LAP TIME		MPH	DIFF	TIME OF DAY
1 -		***57.940***	30.635	2:19.103		62.97	10.562	14:30:16.361
2 -	40.160	57.977	***30.404***	***2:08.541***	**(1)**	***68.14***		***14:32:24.902***
3 -	***40.075***	58.597	30.631	2:09.303	**(2)**	67.74	0.762	14:34:34.205
4 -	40.595	58.828	31.227	2:10.650		67.04	2.109	14:36:44.855
5 -	40.991	59.054	30.549	2:10.594	**(3)**	67.07	2.053	14:38:55.449
6 -	40.875	1:00.113	30.984	2:11.972		66.37	3.431	14:41:07.421

P30 122 S Paul WILSON Kawasaki -

IDEAL LAP TIME : 2:02.745 BEST LAP TIME : 2:02.854 DIFFERENCE : 0.109

LAP	SECTOR 1	SECTOR 2	SECTOR 3	LAP TIME		MPH	DIFF	TIME OF DAY
1 -		***54.457***	29.124	2:10.643		67.05	7.789	14:30:07.901
2 -	***39.190***	54.566	***29.098***	***2:02.854***	**(1)**	***71.30***		***14:32:10.755***
3 -	39.212	55.080	30.106	2:04.398	**(2)**	70.41	1.544	14:34:15.153

Weather / Track : Sunny / Dry

Brands Hatch GP
Circuit Length = 2.4332 miles
Start: 14:27 Flag 14:40 End: 14:42

BMCRC - MRO Championships 2018 - Rnd 6 @ Brands Hatch GP

ACU Team Green Junior Cup & Senior 300

RACE 11 - BEST SECTORS

	SECTOR 1			SECTOR 2			SECTOR 3			IDEAL / BEST COMPARISON					
POS	NO	NAME	TIME	NO	NAME	TIME	NO	NAME	TIME	POS	NO	NAME	IDEAL	BEST	DIFF
												PERFECT LAP	1:47.380		
1	86	KELMAN	33.245	86	KELMAN	48.132	4	DUTTON	26.003	1	86	KELMAN	1:47.492	1:47.773	0.281
2	861	JENNER	33.373	77	JORDAN	48.449	23	ELLIS	26.018	2	77	JORDAN	1:48.209	1:49.560	1.351
3	41	TINKER	33.577	23	ELLIS	48.627	77	JORDAN	26.050	3	861	JENNER	1:48.341	1:48.949	0.608
4	77	JORDAN	33.710	4	DUTTON	48.664	86	KELMAN	26.115	4	4	DUTTON	1:48.689	1:48.689	0.000
5	18	OFFER	33.885	861	JENNER	48.748	861	JENNER	26.220	5	23	ELLIS	1:48.777	1:49.171	0.394
6	20	DICKINSON	34.003	18	OFFER	48.749	20	DICKINSON	26.246	6	41	TINKER	1:48.924	1:49.254	0.330
7	4	DUTTON	34.022	20	DICKINSON	48.806	41	TINKER	26.289	7	18	OFFER	1:48.926	1:49.353	0.427
8	23	ELLIS	34.132	29	STONE	48.856	18	OFFER	26.292	8	20	DICKINSON	1:49.055	1:49.309	0.254
9	29	STONE	34.159	28	STEWART	49.036	99	ROWLEY	26.338	9	29	STONE	1:49.514	1:49.666	0.152
10	67	MORRIS	34.222	41	TINKER	49.058	29	STONE	26.499	10	99	ROWLEY	1:49.805	1:49.863	0.058
11	99	ROWLEY	34.235	6	COOPER	49.168	28	STEWART	26.578	11	28	STEWART	1:49.893	1:49.893	0.000
12	28	STEWART	34.279	99	ROWLEY	49.232	38	COUCHMAN	26.679	12	67	MORRIS	1:50.145	1:50.639	0.494
13	38	COUCHMAN	34.336	67	MORRIS	49.241	67	MORRIS	26.682	13	6	COOPER	1:50.458	1:50.567	0.109
14	6	COOPER	34.498	38	COUCHMAN	49.516	6	COOPER	26.792	14	38	COUCHMAN	1:50.531	1:50.907	0.376
15	88	COURT	34.972	88	COURT	50.914	88	COURT	26.955	15	88	COURT	1:52.841	1:54.035	1.194
16	888	MORRIS	34.980	888	MORRIS	51.297	888	MORRIS	27.024	16	888	MORRIS	1:53.301	1:53.934	0.633
17	44	SUTCH	35.935	42	JOHNSON	51.548	30	HOWELL	27.857	17	44	SUTCH	1:55.877	1:56.047	0.170
18	21	FRANCOMB	36.183	21	FRANCOMB	52.004	44	SUTCH	27.879	18	21	FRANCOMB	1:56.097	1:56.247	0.150
19	42	JOHNSON	36.367	44	SUTCH	52.063	21	FRANCOMB	27.910	19	42	JOHNSON	1:56.132	1:56.210	0.078
20	30	HOWELL	36.637	66	FRANKLIN	52.333	42	JOHNSON	28.217	20	30	HOWELL	1:57.325	1:58.218	0.893
21	48	SABBARTON	36.742	48	SABBARTON	52.360	66	FRANKLIN	28.259	21	48	SABBARTON	1:57.414	1:57.420	0.006
22	43	HALL	36.867	43	HALL	52.762	43	HALL	28.277	22	66	FRANKLIN	1:57.690	1:57.706	0.016
23	33	WRIGHT	37.045	33	WRIGHT	52.830	48	SABBARTON	28.312	23	43	HALL	1:57.906	1:58.446	0.540
24	66	FRANKLIN	37.098	30	HOWELL	52.831	33	WRIGHT	28.953	24	33	WRIGHT	1:58.828	1:59.769	0.941
25	111	REEVE	38.371	122	WILSON	54.457	122	WILSON	29.098	25	122	WILSON	2:02.745	2:02.854	0.109
26	32	MACKNESS	38.834	111	REEVE	55.975	111	REEVE	29.217	26	111	REEVE	2:03.563	2:03.573	0.010
27	133	WOOLFALL	39.044	133	WOOLFALL	56.394	32	MACKNESS	29.465	27	133	WOOLFALL	2:05.173	2:05.197	0.024
28	122	WILSON	39.190	32	MACKNESS	56.922	133	WOOLFALL	29.735	28	32	MACKNESS	2:05.221	2:05.319	0.098
29	27	BUTTERS	39.497	27	BUTTERS	57.205	27	BUTTERS	30.064	29	27	BUTTERS	2:06.766	2:07.785	1.019
30	11	HARVEY	40.075	11	HARVEY	57.940	11	HARVEY	30.404	30	11	HARVEY	2:08.419	2:08.541	0.122

Weather / Track : Sunny / Dry

Brands Hatch GP
Circuit Length = 2.4332 miles
Start: 14:27 Flag 14:40 End: 14:42

Results can be found at www.tsl-timing.com

Printed - 14:43 Sunday, 08 July 2018

BMCRC-MRO Championships 2018

Reactive Parts MRO Powerbikes inc BG Products Clubman 1000

Brands Hatch GP

7th & 8th July 2018

Results Provided by Timing Solutions Ltd
www.tsl-timing.com

Brands Hatch GP

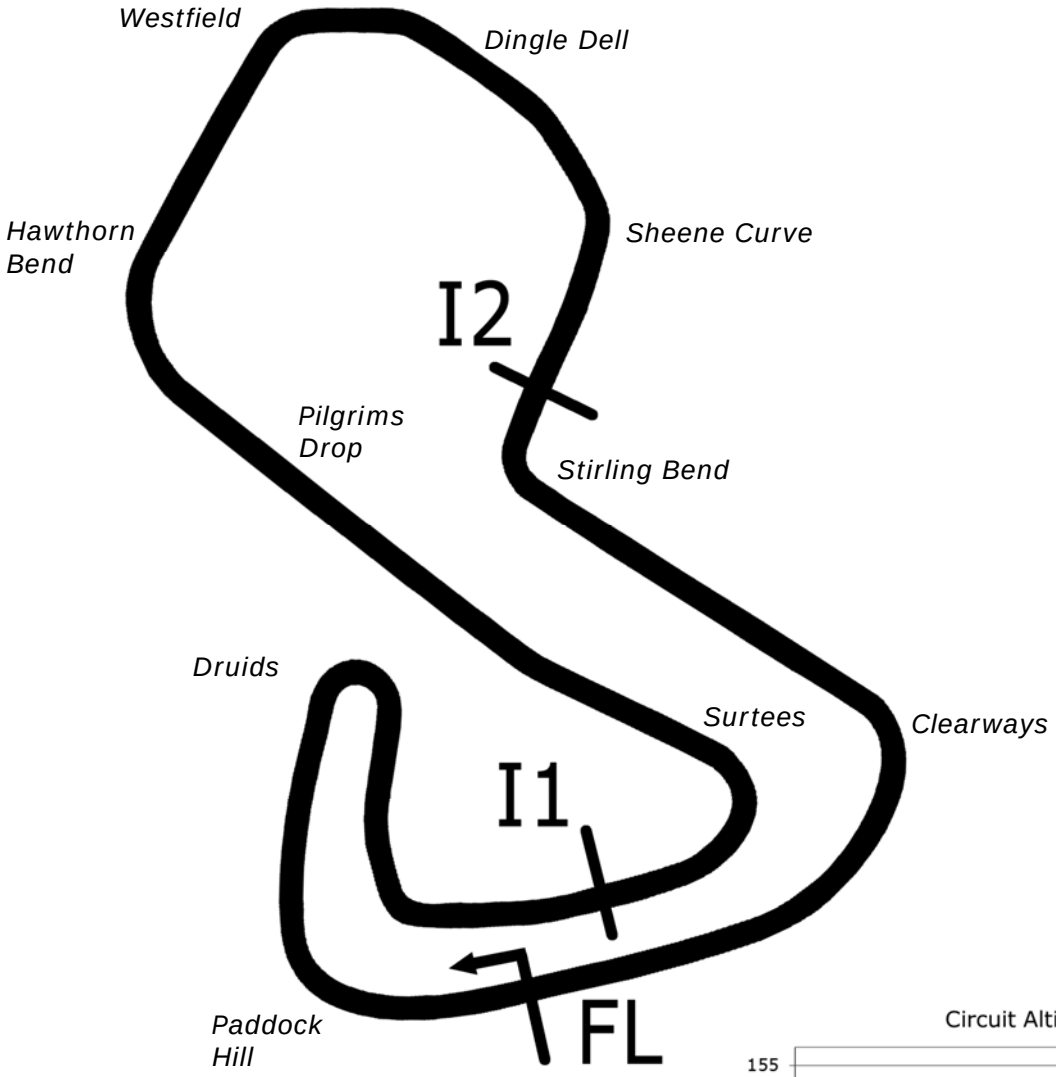

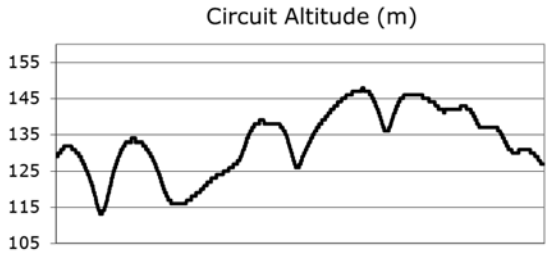

Length	2.4332 miles	3916.0 m	
FL		51.36032 N	0.26032 E
I1	1116m	51.35934 N	0.25955 E
I2	2928m	51.35532 N	0.26250 E
Pit Entry	3646m	51.35911 N	0.25743 E
Pit Exit	26m after FL	51.36027 N	0.26078 E

Pit Entry–Pit Exit 277m, 16.6s @60kph, 12.4s @80kph

All results available at www.tsl-timing.com

BMCRC - MRO Championships 2018 - Rnd 6 @ Brands Hatch GP

Reactive Parts MRO Powerbikes inc BG Products Clubman 1000

QUALIFYING - CLASSIFICATION

POS	NO	CL	PIC	NAME	ENTRY	TIME	ON	LAPS	GAP	DIFF	MPH
1	99		1	Anthony JOHNSON	BMW - Bexhill gearboxes	1:30.652	10	10			96.63
2	3		2	Colin PARKER	Yamaha - Global Robots	1:31.157	8	11	0.505	0.505	96.09
3	72		3	Michael O'BRIEN	Yamaha -	1:31.833	8	10	1.181	0.676	95.38
4	1		4	Joe MORPHETT	Yamaha - ASJ Racing	1:31.905	8	10	1.253	0.072	95.31
5	31		5	Sam COX	Yamaha -	1:32.481	6	11	1.829	0.576	94.72
6	33		6	Michael NEEVES	BMW - Prime Factors Racing	1:32.562	3	11	1.910	0.081	94.63
7	2		7	Peter BAKER	Kawasaki -	1:32.876	5	10	2.224	0.314	94.31
8	71		8	Tom NORTON	Suzuki - Mike Newman Haulage	1:33.715	11	11	3.063	0.839	93.47
9	10	C	1	Paul WILBY	Yamaha - MOREMOTO	1:33.737	8	11	3.085	0.022	93.45
10	76		9	Jason BYARD	Suzuki - May Construction	1:33.822	7	7	3.170	0.085	93.36
11	54		10	Steve HENEGHAN	Yamaha - ReactiveParts.com	1:33.866	5	11	3.214	0.044	93.32
12	5		11	Kyle O'DONOVAN	BMW - Global Robots	1:34.149	4	10	3.497	0.283	93.04
13	9	C	2	Mark O'BRIEN	Ducati - obrienhifi.com	1:34.277	8	8	3.625	0.128	92.91
14	148		12	Nicky WILSON	Ducati - Ducati Alton/carbon Conquest	1:34.294	5	11	3.642	0.017	92.89
15	8		13	John COUGHLAN	Aprilia - BIKERSWORLD	1:34.307	6	7	3.655	0.013	92.88
16	133		14	Ben NEEVES	BMW -	1:34.549	10	10	3.897	0.242	92.64
17	40	C	3	Aiden PATMORE	Kawasaki - SW Roofing	1:34.623	3	5	3.971	0.074	92.57
18	62	C	4	Kevin SILVAIN	Kawasaki - KSAUTOS	1:34.728	8	11	4.076	0.105	92.47
19	55	C	5	Paul GARNER	Yamaha - A51 Racing	1:35.250	4	6	4.598	0.522	91.96
20	32*		15	Martin MORRIS	Kawasaki - Morris Racing, Resolve, S.R. Hobby	1:35.665	10	11	5.013	0.415	91.56
21	15	C	6	Mariusz SIEMIENIUK-JUZWIUK	BMW - BELMONT AUTO SERVICE	1:35.822	6	7	5.170	0.157	91.41
22	75		16	Peter WOODALL	BMW - Core Projects Ltd	1:35.946	9	9	5.294	0.124	91.29
23	200	C	7	Scott HILLIARD	Kawasaki - Stallion juice	1:36.200	8	8	5.548	0.254	91.05
24	74	C	8	Andrew BURKE	Honda -	1:36.648	10	11	5.996	0.448	90.63
25	154	C	9	Michael WHISKER	BMW - Soprema uk	1:36.654	7	10	6.002	0.006	90.63
26	28		17	Kelvin HOARE	Kawasaki - Southern and Country Roofing Ltd	1:36.819	8	9	6.167	0.165	90.47
27	27	C	10	Dan COX	Yamaha - GWC Joinery LTD/ DC Paintworx	1:37.104	9	10	6.452	0.285	90.21
28	37	C	11	Aldo MORELLO	Yamaha - Bitstocks & Reveal	1:37.780	7	11	7.128	0.676	89.58
29	34		18	Jeremy NICHOLSON	Yamaha - Freshwater Estates	1:38.200	9	10	7.548	0.420	89.20
30	277	C	12	Adrian AVERRE	Yamaha - Ryders Alley Racing	1:38.308	11	11	7.656	0.108	89.10
31	12		19	David COMBRINCK	Honda -	1:38.446	8	10	7.794	0.138	88.98
32	24		20	Alan SMITH	Kawasaki - Orwells Mcs	1:38.489	7	7	7.837	0.043	88.94
33	7	C	13	John DAVIS	Yamaha -	1:38.511	7	10	7.859	0.022	88.92
34	46	C	14	Simon GATES	Kawasaki - Team Kawafati	1:38.549	5	11	7.897	0.038	88.88
35	68	C	15	Graham TINKER	Kawasaki - Aquatix-2u Ltd	1:38.570	8	10	7.918	0.021	88.86
36	51		21	Michael HOGARTH	Kawasaki - WHR Racing	1:38.748	8	11	8.096	0.178	88.70
37	111		22	Jonathan SHEPPARD	Kawasaki - Genstar support ltd	1:39.311	7	10	8.659	0.563	88.20
38	161	C	16	Dean ANDERSON	Honda - FOG Racing	1:39.676	3	4	9.024	0.365	87.88
39	43*	C	17	Robert CRESSWELL	Kawasaki - ODDJOB Racing	1:39.993	8	9	9.341	0.317	87.60
40	36	C	18	James LYON	Suzuki - Digitive Ltd	1:40.235	8	10	9.583	0.242	87.39
41	136		23	Joe BALDRY	BMW - Chilton Motors	1:40.298	2	2	9.646	0.063	87.33
42	114	C	19	Ricky MARTIN	Suzuki - T.B.R Performance	1:40.705	4	4	10.053	0.407	86.98
43	333	C	20	Andrew HOUGHTON	Kawasaki - Greenham Kawasaki	1:41.165	8	10	10.513	0.460	86.58

Brands Hatch GP
Circuit Length = 2.4332 miles
Start: 11:33 Flag 11:51 End: 11:54

Weather / Track : Sunny / Dry

These results are provisional until the conclusion of any judicial and technical matters.

Clerk Of Course :		Timekeeper :

Results can be found at www.tsl-timing.com

Printed - 11:54 Saturday, 07 July 2018

BMCRC - MRO Championships 2018 - Rnd 6 @ Brands Hatch GP

Reactive Parts MRO Powerbikes inc BG Products Clubman 1000

QUALIFYING - SECTOR ANALYSIS

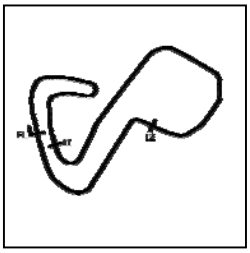

SECTOR 1 = FL to I1, SECTOR 2 = I1 to I2, SECTOR 3 = I2 to FL, DIFF = Difference To Personal Best Lap, P = Crossed Finish Line in Pit Lane, D = Time Disallowed

P1 99 Anthony JOHNSON BMW - Bexhill gearboxes

IDEAL LAP TIME : 1:30.652 BEST LAP TIME : 1:30.652 DIFFERENCE : 0.000

LAP	SECTOR 1	SECTOR 2	SECTOR 3	LAP TIME	MPH	DIFF	TIME OF DAY
1 -	32.895	42.141	22.017	1:37.053	90.25	6.401	11:36:50.650
2 -	30.220	42.389	21.659	1:34.268	92.92	3.616	11:38:24.918
3 -	29.657	41.072	21.765	1:32.494	94.70	1.842	11:39:57.412
4 -	30.593	41.766	21.330	1:33.689	93.49	3.037	11:41:31.101
5 -	29.657	41.133	21.995	1:32.785	94.41	2.133	11:43:03.886
6 -	30.450	40.800	21.559	1:32.809	94.38	2.157	11:44:36.695
7 -	29.807	41.030	21.226	1:32.063	95.15	1.411	11:46:08.758
8 -	29.312	40.782	21.464	1:31.558 **(2)**	95.67	0.906	11:47:40.316
9 -	29.279	40.737	21.698	1:31.714 **(3)**	95.51	1.062	11:49:12.030
10 -	***28.986***	***40.469***	***21.197***	***1:30.652*** **(1)**	***96.63***		***11:50:42.682***

P2 3 Colin PARKER Yamaha - Global Robots

IDEAL LAP TIME : 1:30.837 BEST LAP TIME : 1:31.157 DIFFERENCE : 0.320

LAP	SECTOR 1	SECTOR 2	SECTOR 3	LAP TIME	MPH	DIFF	TIME OF DAY
1 -	31.660	42.222	21.391	1:35.273	91.94	4.116	11:37:19.956
2 -	31.097	41.522	21.435	1:34.054	93.13	2.897	11:38:54.010
3 -	29.651	40.919	21.182	1:31.752 **(3)**	95.47	0.595	11:40:25.762
4 -	29.862	41.094	21.231	1:32.187	95.02	1.030	11:41:57.949
5 -	29.543	41.324	21.136	1:32.003	95.21	0.846	11:43:29.952
6 -	30.148	40.988	21.501	1:32.637	94.56	1.480	11:45:02.589
7 -	***29.363***	41.036	21.082	1:31.481 **(2)**	95.75	0.324	11:46:34.070
8 -	29.683	***40.630***	***20.844***	***1:31.157*** **(1)**	***96.09***		***11:48:05.227***
9 -	30.733	41.803	21.447	1:33.983	93.20	2.826	11:49:39.210
10 -	30.370	41.814	21.984	1:34.168	93.02	3.011	11:51:13.378
11 -	31.057	42.921	23.705	1:37.683	89.67	6.526	11:52:51.061

P3 72 Michael O'BRIEN Yamaha -

IDEAL LAP TIME : 1:31.833 BEST LAP TIME : 1:31.833 DIFFERENCE : 0.000

LAP	SECTOR 1	SECTOR 2	SECTOR 3	LAP TIME	MPH	DIFF	TIME OF DAY
1 -	36.092	44.873	29.393	1:50.358	79.37	18.525	11:37:41.442
2 -	32.640	41.984	22.013	1:36.637	90.64	4.804	11:39:18.079
3 -	30.996	41.870	21.852	1:34.718	92.48	2.885	11:40:52.797
4 -	30.172	40.857	21.507	1:32.536 **(2)**	94.66	0.703	11:42:25.333
5 -	31.220	41.403	22.235	1:34.858	92.34	3.025	11:44:00.191
6 -	30.544	41.449	21.581	1:33.574	93.61	1.741	11:45:33.765
7 -	30.611	41.187	21.346	1:33.144 **(3)**	94.04	1.311	11:47:06.909
8 -	***29.788***	***40.713***	***21.332***	***1:31.833*** **(1)**	***95.38***		***11:48:38.742***
9 -	33.496	46.290	26.556	1:46.342	82.37	14.509	11:50:25.084
10 -	30.082	40.939	22.957	1:33.978	93.21	2.145	11:51:59.062

P4 1 Joe MORPHETT Yamaha - ASJ Racing

IDEAL LAP TIME : 1:31.841 BEST LAP TIME : 1:31.905 DIFFERENCE : 0.064

LAP	SECTOR 1	SECTOR 2	SECTOR 3	LAP TIME	MPH	DIFF	TIME OF DAY
1 -	32.702	42.097	21.871	1:36.670	90.61	4.765	11:36:51.935
2 -	31.186	41.831	21.781	1:34.798	92.40	2.893	11:38:26.733
3 -	30.402	41.397	21.482	1:33.281 **(3)**	93.90	1.376	11:40:00.014
4 -	31.215	41.117	21.548	1:33.880	93.30	1.975	11:41:33.894
5 -	30.296	42.080	21.557	1:33.933	93.25	2.028	11:43:07.827
6 -		42.141	21.805	2:51.737	51.00	1:19.832	11:45:59.564
7 -	29.868	***40.871***	21.725	1:32.464 **(2)**	94.73	0.559	11:47:32.028
8 -	***29.660***	40.935	***21.310***	***1:31.905*** **(1)**	***95.31***		***11:49:03.933***
9 -	32.721		IN PIT	2:12.027 **P**	66.34	40.122	11:51:15.960
10 -	OUTLAP	42.106	21.654	1:38.766	88.69	6.861	11:52:54.726

Weather / Track : Sunny / Dry

Brands Hatch GP
Circuit Length = 2.4332 miles
Start: 11:33 Flag 11:51 End: 11:54

BMCRC - MRO Championships 2018 - Rnd 6 @ Brands Hatch GP

Reactive Parts MRO Powerbikes inc BG Products Clubman 1000

QUALIFYING - SECTOR ANALYSIS

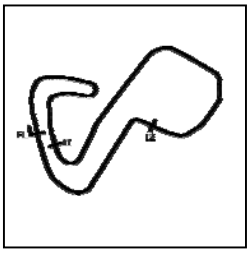

SECTOR 1 = FL to I1, SECTOR 2 = I1 to I2, SECTOR 3 = I2 to FL, DIFF = Difference To Personal Best Lap, P = Crossed Finish Line in Pit Lane, D = Time Disallowed

P5 31 Sam COX Yamaha -

IDEAL LAP TIME : 1:32.107 BEST LAP TIME : 1:32.481 DIFFERENCE : 0.374

LAP	SECTOR 1	SECTOR 2	SECTOR 3	LAP TIME	MPH	DIFF	TIME OF DAY
1 -	32.022	41.858	21.479	1:35.359	91.86	2.878	11:36:03.321
2 -	30.720	41.379	21.595	1:33.694	93.49	1.213	11:37:37.015
3 -	30.329	41.172	***21.340***	1:32.841 **(3)**	94.35	0.360	11:39:09.856
4 -	30.045	41.505	21.641	1:33.191	93.99	0.710	11:40:43.047
5 -	30.463	41.852	21.456	1:33.771	93.41	1.290	11:42:16.818
6 -	30.062	***40.961***	21.458	***1:32.481*** **(1)**	***94.72***		***11:43:49.299***
7 -	***29.806***	41.262	21.480	1:32.548 **(2)**	94.65	0.067	11:45:21.847
8 -	30.790	42.863	21.556	1:35.209	92.00	2.728	11:46:57.056
9 -	30.368	41.668	21.532	1:33.568	93.62	1.087	11:48:30.624
10 -	30.375	42.318	22.806	1:35.499	91.72	3.018	11:50:06.123
11 -	30.235	41.988	21.385	1:33.608	93.58	1.127	11:51:39.731

P6 33 Michael NEEVES BMW - Prime Factors Racing

IDEAL LAP TIME : 1:32.422 BEST LAP TIME : 1:32.562 DIFFERENCE : 0.140

LAP	SECTOR 1	SECTOR 2	SECTOR 3	LAP TIME	MPH	DIFF	TIME OF DAY
1 -	32.318	42.461	21.704	1:36.483	90.79	3.921	11:36:07.215
2 -	30.540	41.868	21.730	1:34.138	93.05	1.576	11:37:41.353
3 -	***30.015***	***40.948***	21.599	***1:32.562*** **(1)**	***94.63***		***11:39:13.915***
4 -	30.496	41.221	***21.459***	1:33.176 **(3)**	94.01	0.614	11:40:47.091
5 -	30.402	42.603	21.544	1:34.549	92.64	1.987	11:42:21.640
6 -	30.716	42.116	21.626	1:34.458	92.73	1.896	11:43:56.098
7 -	30.085	41.719	21.609	1:33.413	93.77	0.851	11:45:29.511
8 -	30.196	41.427	21.527	1:33.150 **(2)**	94.04	0.588	11:47:02.661
9 -	30.561	42.216	22.964	1:35.741	91.49	3.179	11:48:38.402
10 -	31.568	41.622	21.880	1:35.070	92.14	2.508	11:50:13.472
11 -	30.578	43.594	22.726	1:36.898	90.40	4.336	11:51:50.370

P7 2 Peter BAKER Kawasaki -

IDEAL LAP TIME : 1:32.827 BEST LAP TIME : 1:32.876 DIFFERENCE : 0.049

LAP	SECTOR 1	SECTOR 2	SECTOR 3	LAP TIME	MPH	DIFF	TIME OF DAY
1 -	30.929	41.896	21.840	1:34.665	92.53	1.789	11:36:52.125
2 -	31.715	41.573	21.899	1:35.187	92.02	2.311	11:38:27.312
3 -	30.509	41.608	21.754	1:33.871	93.31	0.995	11:40:01.183
4 -	30.625	41.926	21.710	1:34.261	92.93	1.385	11:41:35.444
5 -	30.071	***41.114***	21.691	***1:32.876*** **(1)**	***94.31***		***11:43:08.320***
6 -	31.779	42.122	22.103	1:36.004	91.24	3.128	11:44:44.324
7 -	30.544	41.934	22.360	1:34.838	92.36	1.962	11:46:19.162
8 -	30.305	41.121	22.047	1:33.473 **(3)**	93.71	0.597	11:47:52.635
9 -	31.508	42.960	22.316	1:36.784	90.50	3.908	11:49:29.419
10 -	***30.028***	41.233	***21.685***	1:32.946 **(2)**	94.24	0.070	11:51:02.365

P8 71 Tom NORTON Suzuki - Mike Newman Haulage

IDEAL LAP TIME : 1:33.254 BEST LAP TIME : 1:33.715 DIFFERENCE : 0.461

LAP	SECTOR 1	SECTOR 2	SECTOR 3	LAP TIME	MPH	DIFF	TIME OF DAY
1 -	34.423	43.566	22.531	1:40.520	87.14	6.805	11:36:19.534
2 -	32.635	44.058	22.392	1:39.085	88.40	5.370	11:37:58.619
3 -	30.998	42.161	21.984	1:35.143	92.07	1.428	11:39:33.762
4 -	30.700	41.803	21.941	1:34.444	92.75	0.729	11:41:08.206
5 -	30.708	41.561	21.840	1:34.109 **(2)**	93.08	0.394	11:42:42.315
6 -	31.234	42.399	22.115	1:35.748	91.48	2.033	11:44:18.063
7 -	30.826	42.082	21.698	1:34.606	92.59	0.891	11:45:52.669
8 -	40.841	45.397	22.199	1:48.437	80.78	14.722	11:47:41.106
9 -	30.742	41.727	21.758	1:34.227 **(3)**	92.96	0.512	11:49:15.333
10 -	***30.224***	42.284	22.074	1:34.582	92.61	0.867	11:50:49.915
11 -	30.685	***41.430***	***21.600***	***1:33.715*** **(1)**	***93.47***		***11:52:23.630***

Weather / Track : Sunny / Dry

Brands Hatch GP
Circuit Length = 2.4332 miles
Start: 11:33 Flag 11:51 End: 11:54

BMCRC - MRO Championships 2018 - Rnd 6 @ Brands Hatch GP

Reactive Parts MRO Powerbikes inc BG Products Clubman 1000

QUALIFYING - SECTOR ANALYSIS

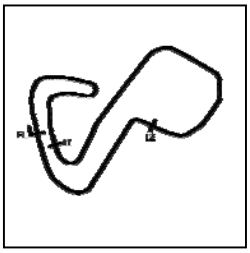

SECTOR 1 = FL to I1, SECTOR 2 = I1 to I2, SECTOR 3 = I2 to FL, DIFF = Difference To Personal Best Lap, P = Crossed Finish Line in Pit Lane, D = Time Disallowed

P9 10 C Paul WILBY Yamaha - MOREMOTO

IDEAL LAP TIME : 1:33.686 BEST LAP TIME : 1:33.737 DIFFERENCE : 0.051

LAP	SECTOR 1	SECTOR 2	SECTOR 3	LAP TIME	MPH	DIFF	TIME OF DAY
1 -	34.105	44.357	22.397	1:40.859	86.85	7.122	11:36:16.793
2 -	32.562	42.836	22.375	1:37.773	89.59	4.036	11:37:54.566
3 -	31.173	42.717	22.267	1:36.157	91.09	2.420	11:39:30.723
4 -	30.688	42.584	22.376	1:35.648	91.58	1.911	11:41:06.371
5 -	30.718	42.136	22.275	1:35.129	92.08	1.392	11:42:41.500
6 -	30.357	42.220	22.203	1:34.780	92.42	1.043	11:44:16.280
7 -	30.863	42.044	21.828	1:34.735	92.46	0.998	11:45:51.015
8 -	30.129	***41.905***	***21.703***	***1:33.737*** **(1)**	***93.45***		***11:47:24.752***
9 -	31.077	42.104	22.140	1:35.321	91.89	1.584	11:49:00.073
10 -	***30.078***	42.370	22.223	1:34.671 **(3)**	92.52	0.934	11:50:34.744
11 -	30.215	42.182	22.062	1:34.459 **(2)**	92.73	0.722	11:52:09.203

P10 76 Jason BYARD Suzuki - May Construction

IDEAL LAP TIME : 1:33.634 BEST LAP TIME : 1:33.822 DIFFERENCE : 0.188

LAP	SECTOR 1	SECTOR 2	SECTOR 3	LAP TIME	MPH	DIFF	TIME OF DAY
1 -	31.835	42.592	22.307	1:36.734	90.55	2.912	11:37:19.041
2 -	31.639	41.966	21.949	1:35.554	91.67	1.732	11:38:54.595
3 -	30.492	***41.568***	21.850	1:33.910 **(2)**	93.27	0.088	11:40:28.505
4 -	***30.337***	41.902	***21.729***	1:33.968 **(3)**	93.22	0.146	11:42:02.473
5 -	31.709	43.250	22.027	1:36.986	90.32	3.164	11:43:39.459
6 -	30.404	42.308	21.948	1:34.660	92.54	0.838	11:45:14.119
7 -	30.427	41.646	21.749	***1:33.822*** **(1)**	***93.36***		***11:46:47.941***

P11 54 Steve HENEGHAN Yamaha - ReactiveParts.com

IDEAL LAP TIME : 1:33.016 BEST LAP TIME : 1:33.866 DIFFERENCE : 0.850

LAP	SECTOR 1	SECTOR 2	SECTOR 3	LAP TIME	MPH	DIFF	TIME OF DAY
1 -	OUTLAP	44.281	22.354	1:43.730	84.44	9.864	11:36:47.049
2 -	31.385	42.337	21.741	1:35.463	91.76	1.597	11:38:22.512
3 -	30.398	42.382	21.784	1:34.564	92.63	0.698	11:39:57.076
4 -	30.729	41.598	21.993	1:34.320 **(3)**	92.87	0.454	11:41:31.396
5 -	30.887	***41.244***	21.735	***1:33.866*** **(1)**	***93.32***		***11:43:05.262***
6 -	31.927	43.093	22.170	1:37.190	90.13	3.324	11:44:42.452
7 -	36.062	44.227	21.987	1:42.276	85.64	8.410	11:46:24.728
8 -	31.521	42.546	21.932	1:35.999	91.24	2.133	11:48:00.727
9 -	31.094	42.205	22.116	1:35.415	91.80	1.549	11:49:36.142
10 -	***30.156***	42.071	21.694	1:33.921 **(2)**	93.26	0.055	11:51:10.063
11 -	32.007	41.743	***21.616***	1:35.366	91.85	1.500	11:52:45.429

P12 5 Kyle O'DONOVAN BMW - Global Robots

IDEAL LAP TIME : 1:33.866 BEST LAP TIME : 1:34.149 DIFFERENCE : 0.283

LAP	SECTOR 1	SECTOR 2	SECTOR 3	LAP TIME	MPH	DIFF	TIME OF DAY
1 -	33.098	43.136	21.925	1:38.159	89.24	4.010	11:37:23.244
2 -	30.882	42.651	***21.662***	1:35.195	92.01	1.046	11:38:58.439
3 -	30.860	42.121	21.822	1:34.803	92.40	0.654	11:40:33.242
4 -	30.430	***41.999***	21.720	***1:34.149*** **(1)**	***93.04***		***11:42:07.391***
5 -	30.479	42.034	21.908	1:34.421 **(2)**	92.77	0.272	11:43:41.812
6 -	31.990	43.586	21.942	1:37.518	89.82	3.369	11:45:19.330
7 -	30.304	42.938	22.061	1:35.303	91.91	1.154	11:46:54.633
8 -	30.353	42.314	22.011	1:34.678 **(3)**	92.52	0.529	11:48:29.311
9 -	30.344	43.302	22.792	1:36.438	90.83	2.289	11:50:05.749
10 -	***30.205***	42.486	22.018	1:34.709	92.49	0.560	11:51:40.458

P13 9 C Mark O'BRIEN Ducati - obrienhifi.com

IDEAL LAP TIME : 1:33.972 BEST LAP TIME : 1:34.277 DIFFERENCE : 0.305

LAP	SECTOR 1	SECTOR 2	SECTOR 3	LAP TIME	MPH	DIFF	TIME OF DAY
1 -	35.475	45.674	22.593	1:43.742	84.43	9.465	11:37:33.215

Weather / Track : Sunny / Dry

Brands Hatch GP
Circuit Length = 2.4332 miles
Start: 11:33 Flag 11:51 End: 11:54

BMCRC - MRO Championships 2018 - Rnd 6 @ Brands Hatch GP

Reactive Parts MRO Powerbikes inc BG Products Clubman 1000

QUALIFYING - SECTOR ANALYSIS

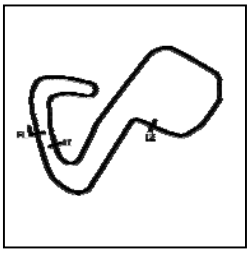

SECTOR 1 = FL to I1, SECTOR 2 = I1 to I2, SECTOR 3 = I2 to FL, DIFF = Difference To Personal Best Lap, P = Crossed Finish Line in Pit Lane, D = Time Disallowed

2 -	31.696	43.628	21.769	1:37.093		90.22	2.816	11:39:10.308
3 -	***30.632***	43.574	21.688	1:35.894		91.34	1.617	11:40:46.202
4 -	30.693	42.622	22.046	1:35.361	**(3)**	91.85	1.084	11:42:21.563
5 -	31.395	42.850	22.079	1:36.324		90.94	2.047	11:43:57.887
6 -	30.806	43.114	21.741	1:35.661		91.57	1.384	11:45:33.548
7 -	30.743	42.099	***21.458***	1:34.300	**(2)**	92.89	0.023	11:47:07.848
8 -	30.672	***41.882***	21.723	***1:34.277***	**(1)**	***92.91***		***11:48:42.125***

P14 148 Nicky WILSON Ducati - Ducati Alton/carbon Conquest

IDEAL LAP TIME : 1:34.083 BEST LAP TIME : 1:34.294 DIFFERENCE : 0.211

LAP	SECTOR 1	SECTOR 2	SECTOR 3	LAP TIME		MPH	DIFF	TIME OF DAY
1 -	34.559	44.504	22.762	1:41.825		86.02	7.531	11:36:47.991
2 -	32.353	43.212	22.554	1:38.119		89.27	3.825	11:38:26.110
3 -	30.780	42.299	21.909	1:34.988		92.22	0.694	11:40:01.098
4 -	31.341	42.385	22.176	1:35.902		91.34	1.608	11:41:37.000
5 -	***30.370***	***41.867***	22.057	***1:34.294***	**(1)**	***92.89***		***11:43:11.294***
6 -	30.530	42.439	***21.846***	1:34.815	**(3)**	92.38	0.521	11:44:46.109
7 -	30.825	43.953	22.287	1:37.065		90.24	2.771	11:46:23.174
8 -	30.965	42.635	22.683	1:36.283		90.98	1.989	11:47:59.457
9 -	30.805	42.864	22.097	1:35.766		91.47	1.472	11:49:35.223
10 -	30.440	42.071	22.162	1:34.673	**(2)**	92.52	0.379	11:51:09.896
11 -	32.781	44.126	22.451	1:39.358		88.16	5.064	11:52:49.254

P15 8 John COUGHLAN Aprilia - BIKERSWORLD

IDEAL LAP TIME : 1:34.096 BEST LAP TIME : 1:34.307 DIFFERENCE : 0.211

LAP	SECTOR 1	SECTOR 2	SECTOR 3	LAP TIME		MPH	DIFF	TIME OF DAY
1 -	32.622	43.600	23.315	1:39.537		88.00	5.230	11:36:13.796
2 -	32.104	42.566	22.320	1:36.990		90.31	2.683	11:37:50.786
3 -	31.235	42.976	22.236	1:36.447		90.82	2.140	11:39:27.233
4 -	31.042	43.353	22.121	1:36.516		90.76	2.209	11:41:03.749
5 -	30.945	42.213	***21.713***	1:34.871	**(2)**	92.33	0.564	11:42:38.620
6 -	***30.517***	***41.866***	21.924	***1:34.307***	**(1)**	***92.88***		***11:44:12.927***
7 -	30.861	42.753	22.002	1:35.616	**(3)**	91.61	1.309	11:45:48.543

P16 133 Ben NEEVES BMW -

IDEAL LAP TIME : 1:33.997 BEST LAP TIME : 1:34.549 DIFFERENCE : 0.552

LAP	SECTOR 1	SECTOR 2	SECTOR 3	LAP TIME		MPH	DIFF	TIME OF DAY
1 -	32.503	43.863	21.814	1:38.180		89.22	3.631	11:36:11.518
2 -	31.894	43.289	21.989	1:37.172		90.14	2.623	11:37:48.690
3 -	31.470	42.303	21.989	1:35.762		91.47	1.213	11:39:24.452
4 -	31.246	42.474	21.816	1:35.536		91.69	0.987	11:40:59.988
5 -	31.068	42.001	21.799	1:34.868	**(3)**	92.33	0.319	11:42:34.856
6 -	31.575	43.243	IN PIT	3:20.376	**P**	43.71	1:45.827	11:45:55.232
7 -	OUTLAP	43.013	21.890	1:42.687		85.30	8.138	11:47:37.919
8 -	31.105	***41.789***	21.970	1:34.864	**(2)**	92.34	0.315	11:49:12.783
9 -	31.162	42.455	***21.753***	1:35.370		91.85	0.821	11:50:48.153
10 -	***30.455***	41.992	22.102	***1:34.549***	**(1)**	***92.64***		***11:52:22.702***

P17 40 C Aiden PATMORE Kawasaki - SW Roofing

IDEAL LAP TIME : 1:33.480 BEST LAP TIME : 1:34.623 DIFFERENCE : 1.143

LAP	SECTOR 1	SECTOR 2	SECTOR 3	LAP TIME		MPH	DIFF	TIME OF DAY
1 -	OUTLAP	45.801	22.921	1:51.270		78.72	16.647	11:37:10.582
2 -	31.374	43.229	22.083	1:36.686	**(2)**	90.60	2.063	11:38:47.268
3 -	30.699	***41.934***	21.990	***1:34.623***	**(1)**	***92.57***		***11:40:21.891***
4 -	37.087	42.807	***21.575***	1:41.469		86.33	6.846	11:42:03.360
5 -	30.867	44.046	22.047	1:36.960	**(3)**	90.34	2.337	11:43:40.320

Weather / Track : Sunny / Dry

Brands Hatch GP
Circuit Length = 2.4332 miles
Start: 11:33 Flag 11:51 End: 11:54

BMCRC - MRO Championships 2018 - Rnd 6 @ Brands Hatch GP

Reactive Parts MRO Powerbikes inc BG Products Clubman 1000

QUALIFYING - SECTOR ANALYSIS

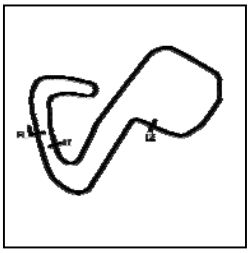

SECTOR 1 = FL to I1, SECTOR 2 = I1 to I2, SECTOR 3 = I2 to FL, DIFF = Difference To Personal Best Lap, P = Crossed Finish Line in Pit Lane, D = Time Disallowed

P18 62 C Kevin SILVAIN Kawasaki - KSAUTOS

IDEAL LAP TIME : 1:34.728 BEST LAP TIME : 1:34.728 DIFFERENCE : 0.000

LAP	SECTOR 1	SECTOR 2	SECTOR 3	LAP TIME	MPH	DIFF	TIME OF DAY
1 -	33.963	44.591	22.781	1:41.335	86.44	6.607	11:36:30.269
2 -	31.616	43.595	23.042	1:38.253	89.15	3.525	11:38:08.522
3 -	30.868	43.341	22.451	1:36.660	90.62	1.932	11:39:45.182
4 -	31.467	45.772	26.352	1:43.591	84.56	8.863	11:41:28.773
5 -	30.716	43.107	22.422	1:36.245 **(3)**	91.01	1.517	11:43:05.018
6 -	31.055	43.130	22.771	1:36.956	90.34	2.228	11:44:41.974
7 -	30.922	43.622	22.533	1:37.077	90.23	2.349	11:46:19.051
8 -	***30.667***	***41.937***	***22.124***	***1:34.728*** **(1)**	***92.47***		***11:47:53.779***
9 -	31.213	43.762	23.017	1:37.992	89.39	3.264	11:49:31.771
10 -	30.847	42.618	22.244	1:35.709 **(2)**	91.52	0.981	11:51:07.480
11 -	30.991	43.156	22.428	1:36.575	90.70	1.847	11:52:44.055

P19 55 C Paul GARNER Yamaha - A51 Racing

IDEAL LAP TIME : 1:34.350 BEST LAP TIME : 1:35.250 DIFFERENCE : 0.900

LAP	SECTOR 1	SECTOR 2	SECTOR 3	LAP TIME	MPH	DIFF	TIME OF DAY
1 -	OUTLAP	44.257	23.227	1:45.357	83.14	10.107	11:37:19.196
2 -	31.790	42.652	***21.808***	1:36.250 **(3)**	91.01	1.000	11:38:55.446
3 -	31.073	42.352	21.868	1:35.293 **(2)**	91.92	0.043	11:40:30.739
4 -	31.350	***41.929***	21.971	***1:35.250*** **(1)**	***91.96***		***11:42:05.989***
5 -	30.926	42.154	IN PIT	5:23.574 **P**	27.07	3:48.324	11:47:29.563
6 -	OUTLAP	43.107	22.419	1:43.009	85.03	7.759	11:49:12.572

P20 32 Martin MORRIS Kawasaki - Morris Racing, Resolve, S.R. Hobby

IDEAL LAP TIME : BEST LAP TIME : 1:35.665 DIFFERENCE :

LAP	SECTOR 1	SECTOR 2	SECTOR 3	LAP TIME	MPH	DIFF	TIME OF DAY
1 -				1:42.064	85.82	6.399	11:36:32.926
2 -				1:36.933	90.37	1.268	11:38:09.859
3 -				1:37.214	90.10	1.549	11:39:47.073
4 -				1:37.646	89.71	1.981	11:41:24.719
5 -				1:38.701	88.75	3.036	11:43:03.420
6 -				1:35.979 **(2)**	91.26	0.314	11:44:39.399
7 -				1:36.225 **(3)**	91.03	0.560	11:46:15.624
8 -				1:36.784	90.50	1.119	11:47:52.408
9 -				1:39.067	88.42	3.402	11:49:31.475
10 -				***1:35.665*** **(1)**	***91.56***		***11:51:07.140***
11 -				1:37.247	90.07	1.582	11:52:44.387

P21 15 C Mariusz SIEMIENIUK-JUZWIUK BMW - BELMONT AUTO SERVICE

IDEAL LAP TIME : 1:35.208 BEST LAP TIME : 1:35.822 DIFFERENCE : 0.614

LAP	SECTOR 1	SECTOR 2	SECTOR 3	LAP TIME	MPH	DIFF	TIME OF DAY
1 -	31.961	44.380	21.967	1:38.308	89.10	2.486	11:36:11.223
2 -	31.435	44.078	22.453	1:37.966	89.41	2.144	11:37:49.189
3 -	31.479	43.596	22.459	1:37.534	89.81	1.712	11:39:26.723
4 -	31.401	43.503	22.711	1:37.615	89.73	1.793	11:41:04.338
5 -	31.150	42.732	21.944	1:35.826 **(2)**	91.41	0.004	11:42:40.164
6 -	31.237	***42.469***	22.116	***1:35.822*** **(1)**	***91.41***		***11:44:15.986***
7 -	31.162	43.107	***21.909***	1:36.178 **(3)**	91.07	0.356	11:45:52.164

P22 75 Peter WOODALL BMW - Core Projects Ltd

IDEAL LAP TIME : 1:35.926 BEST LAP TIME : 1:35.946 DIFFERENCE : 0.020

LAP	SECTOR 1	SECTOR 2	SECTOR 3	LAP TIME	MPH	DIFF	TIME OF DAY
1 -	33.568	44.799	22.998	1:41.365	86.41	5.419	11:36:28.218
2 -	32.025	43.677	23.068	1:38.770	88.68	2.824	11:38:06.988
3 -	31.687	43.735	23.090	1:38.512 **(3)**	88.92	2.566	11:39:45.500
4 -	32.211	43.999	22.639	1:38.849	88.61	2.903	11:41:24.349
5 -	33.181	43.846	22.789	1:39.816	87.75	3.870	11:43:04.165

Weather / Track : Sunny / Dry

Brands Hatch GP
Circuit Length = 2.4332 miles
Start: 11:33 Flag 11:51 End: 11:54

BMCRC - MRO Championships 2018 - Rnd 6 @ Brands Hatch GP

Reactive Parts MRO Powerbikes inc BG Products Clubman 1000

QUALIFYING - SECTOR ANALYSIS

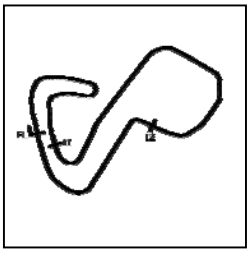

SECTOR 1 = FL to I1, SECTOR 2 = I1 to I2, SECTOR 3 = I2 to FL, DIFF = Difference To Personal Best Lap, P = Crossed Finish Line in Pit Lane, D = Time Disallowed

6 -	33.628		IN PIT	3:20.607	P	43.66	1:44.661	11:46:24.772
7 -	OUTLAP	44.755	22.685	1:47.270		81.66	11.324	11:48:12.042
8 -	30.877	43.335	***22.388***	1:36.600	(2)	90.68	0.654	11:49:48.642
9 -	***30.686***	***42.852***	22.408	***1:35.946***	(1)	***91.29***		***11:51:24.588***

P23 200 C Scott HILLIARD

Kawasaki - Stallion juice

IDEAL LAP TIME : 1:36.026 BEST LAP TIME : 1:36.200 DIFFERENCE : 0.174

LAP	SECTOR 1	SECTOR 2	SECTOR 3	LAP TIME		MPH	DIFF	TIME OF DAY
1 -	35.306	48.205	23.779	1:47.290		81.64	11.090	11:37:19.115
2 -	33.361	45.884	22.961	1:42.206		85.70	6.006	11:39:01.321
3 -	32.382	45.093	22.821	1:40.296		87.33	4.096	11:40:41.617
4 -	31.528	44.826	22.613	1:38.967		88.51	2.767	11:42:20.584
5 -	31.740	44.909	22.847	1:39.496		88.04	3.296	11:44:00.080
6 -	31.354	43.496	22.089	1:36.939	(3)	90.36	0.739	11:45:37.019
7 -	30.814	43.582	***21.992***	1:36.388	(2)	90.88	0.188	11:47:13.407
8 -	***30.610***	***43.424***	22.166	***1:36.200***	(1)	***91.05***		***11:48:49.607***

P24 74 C Andrew BURKE

Honda -

IDEAL LAP TIME : 1:36.648 BEST LAP TIME : 1:36.648 DIFFERENCE : 0.000

LAP	SECTOR 1	SECTOR 2	SECTOR 3	LAP TIME		MPH	DIFF	TIME OF DAY
1 -	35.090	45.406	23.253	1:43.749		84.43	7.101	11:36:29.146
2 -	32.877	44.213	23.475	1:40.565		87.10	3.917	11:38:09.711
3 -	32.288	44.807	23.246	1:40.341		87.30	3.693	11:39:50.052
4 -	32.475	44.568	23.395	1:40.438		87.21	3.790	11:41:30.490
5 -	31.849	44.406	22.816	1:39.071		88.41	2.423	11:43:09.561
6 -	32.015	44.010	23.042	1:39.067		88.42	2.419	11:44:48.628
7 -	31.697	43.812	22.898	1:38.407		89.01	1.759	11:46:27.035
8 -	31.544	43.348	22.453	1:37.345	(2)	89.98	0.697	11:48:04.380
9 -	31.451	43.971	22.937	1:38.359	(3)	89.05	1.711	11:49:42.739
10 -	***31.380***	***42.822***	***22.446***	***1:36.648***	(1)	***90.63***		***11:51:19.387***
11 -	31.432	44.228	23.003	1:38.663		88.78	2.015	11:52:58.050

P25 154 C Michael WHISKER

BMW - Soprema uk

IDEAL LAP TIME : 1:36.519 BEST LAP TIME : 1:36.654 DIFFERENCE : 0.135

LAP	SECTOR 1	SECTOR 2	SECTOR 3	LAP TIME		MPH	DIFF	TIME OF DAY
1 -	33.376	44.721	23.407	1:41.504		86.30	4.850	11:36:27.733
2 -	31.882	43.762	23.418	1:39.062		88.42	2.408	11:38:06.795
3 -	31.428	43.649	22.706	1:37.783		89.58	1.129	11:39:44.578
4 -	31.548	43.676	22.633	1:37.857		89.51	1.203	11:41:22.435
5 -	31.609	43.585	***22.400***	1:37.594		89.75	0.940	11:43:00.029
6 -	31.218	43.344	22.627	1:37.189	(3)	90.13	0.535	11:44:37.218
7 -	***30.854***	43.270	22.530	***1:36.654***	(1)	***90.63***		***11:46:13.872***
8 -	31.770	43.944	22.598	1:38.312		89.10	1.658	11:47:52.184
9 -	31.667	44.561	23.950	1:40.178		87.44	3.524	11:49:32.362
10 -	31.224	***43.265***	22.660	1:37.149	(2)	90.16	0.495	11:51:09.511

P26 28 Kelvin HOARE

Kawasaki - Southern and Country Roofing Ltd

IDEAL LAP TIME : 1:36.636 BEST LAP TIME : 1:36.819 DIFFERENCE : 0.183

LAP	SECTOR 1	SECTOR 2	SECTOR 3	LAP TIME		MPH	DIFF	TIME OF DAY
1 -	34.025	45.052	23.314	1:42.391		85.55	5.572	11:36:34.741
2 -	32.865	44.885	23.499	1:41.249		86.51	4.430	11:38:15.990
3 -	32.700	44.255	22.978	1:39.933		87.65	3.114	11:39:55.923
4 -	31.855	43.266	22.626	1:37.747	(3)	89.61	0.928	11:41:33.670
5 -	31.672	43.044	***22.425***	1:37.141	(2)	90.17	0.322	11:43:10.811
6 -	32.888	45.689	IN PIT	3:28.249	P	42.06	1:51.430	11:46:39.060
7 -	OUTLAP	43.683	22.623	1:50.738		79.10	13.919	11:48:29.798
8 -	***31.285***	***42.926***	22.608	***1:36.819***	(1)	***90.47***		***11:50:06.617***
9 -	32.838	44.650	23.072	1:40.560		87.11	3.741	11:51:47.177

Weather / Track : Sunny / Dry

Brands Hatch GP
Circuit Length = 2.4332 miles
Start: 11:33 Flag 11:51 End: 11:54

BMCRC - MRO Championships 2018 - Rnd 6 @ Brands Hatch GP

Reactive Parts MRO Powerbikes inc BG Products Clubman 1000

QUALIFYING - SECTOR ANALYSIS

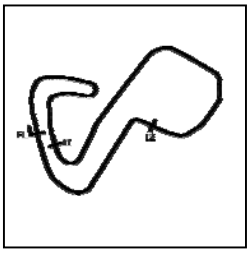

SECTOR 1 = FL to I1, SECTOR 2 = I1 to I2, SECTOR 3 = I2 to FL, DIFF = Difference To Personal Best Lap, P = Crossed Finish Line in Pit Lane, D = Time Disallowed

P27 27 C Dan COX Yamaha - GWC Joinery LTD/ DC Paintworx

IDEAL LAP TIME : 1:37.035 BEST LAP TIME : 1:37.104 DIFFERENCE : 0.069

LAP	SECTOR 1	SECTOR 2	SECTOR 3	LAP TIME	MPH	DIFF	TIME OF DAY
1 -	33.792	45.013	23.086	1:41.891	85.97	4.787	11:37:02.302
2 -	32.744	43.982	23.009	1:39.735	87.83	2.631	11:38:42.037
3 -	32.065	45.074	22.755	1:39.894	87.69	2.790	11:40:21.931
4 -	32.508	44.006	22.654	1:39.168	88.33	2.064	11:42:01.099
5 -	32.304	45.336	22.708	1:40.348	87.29	3.244	11:43:41.447
6 -	31.766	43.538	22.498	1:37.802	89.56	0.698	11:45:19.249
7 -	31.374	43.700	22.537	1:37.611 **(3)**	89.74	0.507	11:46:56.860
8 -	32.107	43.806	***22.373***	1:38.286	89.12	1.182	11:48:35.146
9 -	***31.353***	***43.309***	22.442	***1:37.104*** **(1)**	***90.21***		***11:50:12.250***
10 -	31.523	43.438	22.514	1:37.475 **(2)**	89.86	0.371	11:51:49.725

P28 37 C Aldo MORELLO Yamaha - Bitstocks & Reveal

IDEAL LAP TIME : 1:37.212 BEST LAP TIME : 1:37.780 DIFFERENCE : 0.568

LAP	SECTOR 1	SECTOR 2	SECTOR 3	LAP TIME	MPH	DIFF	TIME OF DAY
1 -	34.057	44.382	22.630	1:41.069	86.67	3.289	11:36:19.303
2 -	32.743	44.926	23.655	1:41.324	86.45	3.544	11:38:00.627
3 -	32.029	43.983	22.761	1:38.773	88.68	0.993	11:39:39.400
4 -	31.899	44.029	22.813	1:38.741	88.71	0.961	11:41:18.141
5 -	31.825	43.572	22.890	1:38.287	89.12	0.507	11:42:56.428
6 -	***31.594***	43.523	22.819	1:37.936 **(3)**	89.44	0.156	11:44:34.364
7 -	32.162	***43.191***	***22.427***	***1:37.780*** **(1)**	***89.58***		***11:46:12.144***
8 -	32.817	43.704	22.802	1:39.323	88.19	1.543	11:47:51.467
9 -	32.135	44.554	23.259	1:39.948	87.64	2.168	11:49:31.415
10 -	31.794	43.314	22.793	1:37.901 **(2)**	89.47	0.121	11:51:09.316
11 -	32.661	43.291	22.512	1:38.464	88.96	0.684	11:52:47.780

P29 34 Jeremy NICHOLSON Yamaha - Freshwater Estates

IDEAL LAP TIME : 1:37.169 BEST LAP TIME : 1:38.200 DIFFERENCE : 1.031

LAP	SECTOR 1	SECTOR 2	SECTOR 3	LAP TIME	MPH	DIFF	TIME OF DAY
1 -	35.139	45.254	23.739	1:44.132	84.12	5.932	11:36:23.160
2 -	32.235	44.588	23.339	1:40.162	87.45	1.962	11:38:03.322
3 -	31.710	44.590	23.232	1:39.532	88.01	1.332	11:39:42.854
4 -	32.068	44.039	22.904	1:39.011	88.47	0.811	11:41:21.865
5 -	33.848	44.449	23.183	1:41.480	86.32	3.280	11:43:03.345
6 -	32.169	***43.398***	22.767	1:38.334 **(2)**	89.08	0.134	11:44:41.679
7 -	***31.250***	44.345	22.853	1:38.448	88.97	0.248	11:46:20.127
8 -	32.059	43.759	***22.521***	1:38.339 **(3)**	89.07	0.139	11:47:58.466
9 -	31.279	44.056	22.865	***1:38.200*** **(1)**	***89.20***		***11:49:36.666***
10 -	31.730	43.804	22.847	1:38.381	89.03	0.181	11:51:15.047

P30 277 C Adrian AVERRE Yamaha - Ryders Alley Racing

IDEAL LAP TIME : 1:38.043 BEST LAP TIME : 1:38.308 DIFFERENCE : 0.265

LAP	SECTOR 1	SECTOR 2	SECTOR 3	LAP TIME	MPH	DIFF	TIME OF DAY
1 -	34.465	45.681	23.564	1:43.710	84.46	5.402	11:36:23.995
2 -	32.724	44.498	23.210	1:40.432	87.22	2.124	11:38:04.427
3 -	32.310	44.158	***22.742***	1:39.210	88.29	0.902	11:39:43.637
4 -	32.434	44.997	22.878	1:40.309	87.32	2.001	11:41:23.946
5 -	31.770	44.165	23.931	1:39.866	87.71	1.558	11:43:03.812
6 -	32.153	44.997	23.348	1:40.498	87.16	2.190	11:44:44.310
7 -	31.894	44.690	23.028	1:39.612	87.93	1.304	11:46:23.922
8 -	31.905	44.679	23.069	1:39.653	87.90	1.345	11:48:03.575
9 -	31.673	44.285	23.145	1:39.103 **(3)**	88.39	0.795	11:49:42.678
10 -	32.301	***43.836***	22.745	1:38.882 **(2)**	88.58	0.574	11:51:21.560
11 -	***31.465***	44.019	22.824	***1:38.308*** **(1)**	***89.10***		***11:52:59.868***

Weather / Track : Sunny / Dry

Brands Hatch GP
Circuit Length = 2.4332 miles
Start: 11:33 Flag 11:51 End: 11:54

BMCRC - MRO Championships 2018 - Rnd 6 @ Brands Hatch GP

Reactive Parts MRO Powerbikes inc BG Products Clubman 1000

QUALIFYING - SECTOR ANALYSIS

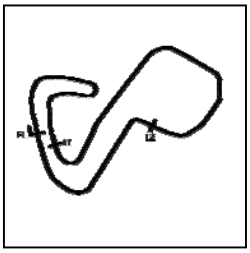

SECTOR 1 = FL to I1, SECTOR 2 = I1 to I2, SECTOR 3 = I2 to FL, DIFF = Difference To Personal Best Lap, P = Crossed Finish Line in Pit Lane, D = Time Disallowed

P31 12 David COMBRINCK Honda -

IDEAL LAP TIME : 1:37.909 BEST LAP TIME : 1:38.446 DIFFERENCE : 0.537

LAP	SECTOR 1	SECTOR 2	SECTOR 3	LAP TIME	MPH	DIFF	TIME OF DAY
1 -	36.011	48.175	24.826	1:49.012	80.35	10.566	11:36:35.874
2 -	33.122	45.811	23.489	1:42.422	85.52	3.976	11:38:18.296
3 -	32.692	45.578	23.339	1:41.609	86.21	3.163	11:39:59.905
4 -	32.484	44.835	***22.563***	1:39.882	87.70	1.436	11:41:39.787
5 -	32.167	44.810	22.873	1:39.850	87.73	1.404	11:43:19.637
6 -	31.537	44.524	23.099	1:39.160	88.34	0.714	11:44:58.797
7 -	31.441	44.344	22.688	1:38.473 **(2)**	88.95	0.027	11:46:37.270
8 -	31.431	***43.989***	23.026	***1:38.446*** **(1)**	***88.98***		***11:48:15.716***
9 -	31.481	44.590	23.022	1:39.093	88.40	0.647	11:49:54.809
10 -	***31.357***	44.313	22.853	1:38.523 **(3)**	88.91	0.077	11:51:33.332

P32 24 Alan SMITH Kawasaki - Orwells Mcs

IDEAL LAP TIME : 1:38.489 BEST LAP TIME : 1:38.489 DIFFERENCE : 0.000

LAP	SECTOR 1	SECTOR 2	SECTOR 3	LAP TIME	MPH	DIFF	TIME OF DAY
1 -	OUTLAP	46.826	24.525	1:52.712	77.71	14.223	11:37:45.465
2 -	34.754	44.891	23.320	1:42.965	85.07	4.476	11:39:28.430
3 -	33.015	44.247	23.223	1:40.485	87.17	1.996	11:41:08.915
4 -	32.528	44.025	23.172	1:39.725 **(2)**	87.83	1.236	11:42:48.640
5 -	32.609	44.537	22.833	1:39.979	87.61	1.490	11:44:28.619
6 -	32.832	44.071	22.910	1:39.813 **(3)**	87.76	1.324	11:46:08.432
7 -	***31.952***	***43.719***	***22.818***	***1:38.489*** **(1)**	***88.94***		***11:47:46.921***

P33 7 C John DAVIS Yamaha -

IDEAL LAP TIME : 1:38.034 BEST LAP TIME : 1:38.511 DIFFERENCE : 0.477

LAP	SECTOR 1	SECTOR 2	SECTOR 3	LAP TIME	MPH	DIFF	TIME OF DAY
1 -	35.620	44.776	23.269	1:43.665	84.50	5.154	11:36:50.541
2 -	33.344	43.420	23.076	1:39.840	87.73	1.329	11:38:30.381
3 -	31.974	44.512	***22.702***	1:39.188	88.31	0.677	11:40:09.569
4 -	32.433	44.699	23.158	1:40.290	87.34	1.779	11:41:49.859
5 -	32.224	43.557	23.260	1:39.041 **(3)**	88.44	0.530	11:43:28.900
6 -	***31.929***	43.767	22.902	1:38.598 **(2)**	88.84	0.087	11:45:07.498
7 -	32.234	***43.403***	22.874	***1:38.511*** **(1)**	***88.92***		***11:46:46.009***
8 -	31.970	44.475	23.157	1:39.602	87.94	1.091	11:48:25.611
9 -	32.253	45.037	23.363	1:40.653	87.03	2.142	11:50:06.264
10 -	33.549	44.594	23.216	1:41.359	86.42	2.848	11:51:47.623

P34 46 C Simon GATES Kawasaki - Team Kawafati

IDEAL LAP TIME : 1:38.496 BEST LAP TIME : 1:38.549 DIFFERENCE : 0.053

LAP	SECTOR 1	SECTOR 2	SECTOR 3	LAP TIME	MPH	DIFF	TIME OF DAY
1 -	34.953	45.181	22.821	1:42.955	85.08	4.406	11:36:18.301
2 -	32.457	45.862	24.185	1:42.504	85.45	3.955	11:38:00.805
3 -	33.462	44.988	23.069	1:41.519	86.28	2.970	11:39:42.324
4 -	32.273	43.935	22.807	1:39.015 **(3)**	88.46	0.466	11:41:21.339
5 -	***32.119***	43.895	***22.535***	***1:38.549*** **(1)**	***88.88***		***11:42:59.888***
6 -	32.911	44.233	23.131	1:40.275	87.35	1.726	11:44:40.163
7 -	32.411	43.892	23.409	1:39.712	87.85	1.163	11:46:19.875
8 -	32.278	44.413	23.154	1:39.845	87.73	1.296	11:47:59.720
9 -	32.290	44.065	23.025	1:39.380	88.14	0.831	11:49:39.100
10 -	32.224	***43.842***	22.835	1:38.901 **(2)**	88.57	0.352	11:51:18.001
11 -	32.440	44.403	23.025	1:39.868	87.71	1.319	11:52:57.869

P35 68 C Graham TINKER Kawasaki - Aquatix-2u Ltd

IDEAL LAP TIME : 1:37.989 BEST LAP TIME : 1:38.570 DIFFERENCE : 0.581

LAP	SECTOR 1	SECTOR 2	SECTOR 3	LAP TIME	MPH	DIFF	TIME OF DAY
1 -	34.096	45.371	23.990	1:43.457	84.67	4.887	11:36:57.975
2 -	32.848	44.400	23.165	1:40.413	87.23	1.843	11:38:38.388

Weather / Track : Sunny / Dry

Brands Hatch GP
Circuit Length = 2.4332 miles
Start: 11:33 Flag 11:51 End: 11:54

BMCRC - MRO Championships 2018 - Rnd 6 @ Brands Hatch GP

Reactive Parts MRO Powerbikes inc BG Products Clubman 1000

QUALIFYING - SECTOR ANALYSIS

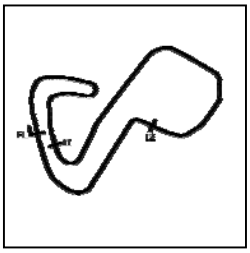

SECTOR 1 = FL to I1, SECTOR 2 = I1 to I2, SECTOR 3 = I2 to FL, DIFF = Difference To Personal Best Lap, P = Crossed Finish Line in Pit Lane, D = Time Disallowed

3 -	32.374	44.969	23.905	1:41.248	86.51	2.678	11:40:19.636
4 -	32.829	45.269	23.085	1:41.183	86.57	2.613	11:42:00.819
5 -	32.357	45.191	22.954	1:40.502	87.16	1.932	11:43:41.321
6 -	31.926	44.672	22.878	1:39.476 **(3)**	88.05	0.906	11:45:20.797
7 -	***31.645***	44.361	***22.632***	1:38.638 **(2)**	88.80	0.068	11:46:59.435
8 -	32.075	***43.712***	22.783	***1:38.570*** **(1)**	***88.86***		***11:48:38.005***
9 -	32.157	44.167	23.707	1:40.031	87.57	1.461	11:50:18.036
10 -	32.683	44.911	23.389	1:40.983	86.74	2.413	11:51:59.019

P36 51 Michael HOGARTH Kawasaki - WHR Racing

IDEAL LAP TIME : 1:38.289 BEST LAP TIME : 1:38.748 DIFFERENCE : 0.459

LAP	SECTOR 1	SECTOR 2	SECTOR 3	LAP TIME	MPH	DIFF	TIME OF DAY
1 -	33.228	43.943	23.488	1:40.659	87.02	1.911	11:36:14.830
2 -	32.442	***43.779***	23.325	1:39.546	87.99	0.798	11:37:54.376
3 -	33.741	44.070	22.926	1:40.737	86.95	1.989	11:39:35.113
4 -	32.025	44.407	23.195	1:39.627	87.92	0.879	11:41:14.740
5 -	32.002	44.072	23.937	1:40.011	87.58	1.263	11:42:54.751
6 -	32.112	44.405	23.030	1:39.547	87.99	0.799	11:44:34.298
7 -	32.069	44.262	***22.858***	1:39.189 **(3)**	88.31	0.441	11:46:13.487
8 -	31.935	43.864	22.949	***1:38.748*** **(1)**	***88.70***		***11:47:52.235***
9 -	32.828	44.345	23.601	1:40.774	86.92	2.026	11:49:33.009
10 -	***31.652***	44.504	22.979	1:39.135 **(2)**	88.36	0.387	11:51:12.144
11 -	32.233	44.201	23.114	1:39.548	87.99	0.800	11:52:51.692

P37 111 Jonathan SHEPPARD Kawasaki - Genstar support ltd

IDEAL LAP TIME : 1:39.052 BEST LAP TIME : 1:39.311 DIFFERENCE : 0.259

LAP	SECTOR 1	SECTOR 2	SECTOR 3	LAP TIME	MPH	DIFF	TIME OF DAY
1 -	34.993	46.955	24.368	1:46.316	82.39	7.005	11:37:20.027
2 -	33.981	44.842	23.164	1:41.987	85.89	2.676	11:39:02.014
3 -	33.428	44.694	22.985	1:41.107	86.63	1.796	11:40:43.121
4 -	32.850	44.877	23.059	1:40.786	86.91	1.475	11:42:23.907
5 -	32.946	44.324	23.006	1:40.276	87.35	0.965	11:44:04.183
6 -	32.491	44.631	22.902	1:40.024	87.57	0.713	11:45:44.207
7 -	32.479	***43.973***	22.859	***1:39.311*** **(1)**	***88.20***		***11:47:23.518***
8 -	32.927	44.021	***22.776***	1:39.724 **(3)**	87.84	0.413	11:49:03.242
9 -	***32.303***	44.018	23.187	1:39.508 **(2)**	88.03	0.197	11:50:42.750
10 -	32.448	44.315	23.251	1:40.014	87.58	0.703	11:52:22.764

P38 161 C Dean ANDERSON Honda - FOG Racing

IDEAL LAP TIME : 1:39.676 BEST LAP TIME : 1:39.676 DIFFERENCE : 0.000

LAP	SECTOR 1	SECTOR 2	SECTOR 3	LAP TIME	MPH	DIFF	TIME OF DAY
1 -	34.824	45.201	23.497	1:43.522	84.61	3.846	11:36:24.152
2 -	32.911	44.398	23.074	1:40.383 **(2)**	87.26	0.707	11:38:04.535
3 -	***32.771***	***43.937***	***22.968***	***1:39.676*** **(1)**	***87.88***		***11:39:44.211***
4 -	33.556	44.590	23.157	1:41.303 **(3)**	86.47	1.627	11:41:25.514

P39 43 C Robert CRESSWELL Kawasaki - ODDJOB Racing

IDEAL LAP TIME : BEST LAP TIME : 1:39.993 DIFFERENCE :

LAP	SECTOR 1	SECTOR 2	SECTOR 3	LAP TIME	MPH	DIFF	TIME OF DAY
1 -				1:41.251 **(3)**	86.51	1.258	11:38:26.838
2 -				1:41.852	86.00	1.859	11:40:08.690
3 -				1:42.878	85.14	2.885	11:41:51.568
4 -				1:41.795	86.05	1.802	11:43:33.363
5 -				1:41.559	86.25	1.566	11:45:14.922
6 -				1:41.481	86.32	1.488	11:46:56.403
7 -				1:41.841	86.01	1.848	11:48:38.244
8 -				***1:39.993*** **(1)**	***87.60***		***11:50:18.237***
9 -				1:41.230 **(2)**	86.53	1.237	11:51:59.467

Weather / Track : Sunny / Dry

Brands Hatch GP
Circuit Length = 2.4332 miles
Start: 11:33 Flag 11:51 End: 11:54

BMCRC - MRO Championships 2018 - Rnd 6 @ Brands Hatch GP

Reactive Parts MRO Powerbikes inc BG Products Clubman 1000

QUALIFYING - SECTOR ANALYSIS

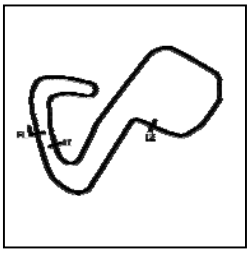

SECTOR 1 = FL to I1, SECTOR 2 = I1 to I2, SECTOR 3 = I2 to FL, DIFF = Difference To Personal Best Lap, P = Crossed Finish Line in Pit Lane, D = Time Disallowed

P40 36 C James LYON Suzuki - Digitive Ltd

IDEAL LAP TIME : 1:39.928 BEST LAP TIME : 1:40.235 DIFFERENCE : 0.307

LAP	SECTOR 1	SECTOR 2	SECTOR 3	LAP TIME	MPH	DIFF	TIME OF DAY
1 -	35.788	46.679	23.888	1:46.355	82.36	6.120	11:36:33.552
2 -	33.246	45.688	23.877	1:42.811	85.20	2.576	11:38:16.363
3 -	33.603	45.447	23.558	1:42.608	85.37	2.373	11:39:58.971
4 -	32.420	***45.014***	***22.964***	1:40.398 **(2)**	87.25	0.163	11:41:39.369
5 -	33.954	45.566	23.347	1:42.867	85.15	2.632	11:43:22.236
6 -	32.737	45.776	23.636	1:42.149	85.75	1.914	11:45:04.385
7 -	32.433	45.118	23.285	1:40.836	86.87	0.601	11:46:45.221
8 -	***31.950***	45.056	23.229	***1:40.235*** **(1)**	***87.39***		***11:48:25.456***
9 -	32.186	45.096	23.299	1:40.581 **(3)**	87.09	0.346	11:50:06.037
10 -	33.195	46.164	24.049	1:43.408	84.71	3.173	11:51:49.445

P41 136 Joe BALDRY BMW - Chilton Motors

IDEAL LAP TIME : 1:40.082 BEST LAP TIME : 1:40.298 DIFFERENCE : 0.216

LAP	SECTOR 1	SECTOR 2	SECTOR 3	LAP TIME	MPH	DIFF	TIME OF DAY
1 -	OUTLAP	45.625	23.882	1:46.669	82.12	6.371	11:36:56.769
2 -	32.408	***44.597***	***23.293***	***1:40.298*** **(1)**	***87.33***		***11:38:37.067***

P42 114 C Ricky MARTIN Suzuki - T.B.R Performance

IDEAL LAP TIME : 1:40.705 BEST LAP TIME : 1:40.705 DIFFERENCE : 0.000

LAP	SECTOR 1	SECTOR 2	SECTOR 3	LAP TIME	MPH	DIFF	TIME OF DAY
1 -	34.075	46.878	24.242	1:45.195	83.27	4.490	11:36:47.121
2 -	33.475	44.930	23.858	1:42.263 **(3)**	85.65	1.558	11:38:29.384
3 -	32.571	45.788	23.836	1:42.195 **(2)**	85.71	1.490	11:40:11.579
4 -	***32.427***	***44.781***	***23.497***	***1:40.705*** **(1)**	***86.98***		***11:41:52.284***

P43 333 C Andrew HOUGHTON Kawasaki - Greenham Kawasaki

IDEAL LAP TIME : 1:40.963 BEST LAP TIME : 1:41.165 DIFFERENCE : 0.202

LAP	SECTOR 1	SECTOR 2	SECTOR 3	LAP TIME	MPH	DIFF	TIME OF DAY
1 -	OUTLAP	49.310	24.727	1:55.415	75.89	14.250	11:36:14.906
2 -	34.829	46.662	24.254	1:45.745	82.83	4.580	11:38:00.651
3 -	33.248	45.024	23.353	1:41.625	86.19	0.460	11:39:42.276
4 -	33.534	44.861	***23.199***	1:41.594 **(2)**	86.22	0.429	11:41:23.870
5 -	33.465	45.258	23.707	1:42.430	85.52	1.265	11:43:06.300
6 -	33.817	48.711	23.902	1:46.430	82.30	5.265	11:44:52.730
7 -	33.218	53.200	23.973	1:50.391	79.35	9.226	11:46:43.121
8 -	33.018	***44.789***	23.358	***1:41.165*** **(1)**	***86.58***		***11:48:24.286***
9 -	***32.975***	45.087	23.539	1:41.601 **(3)**	86.21	0.436	11:50:05.887
10 -	33.058	44.968	23.610	1:41.636	86.18	0.471	11:51:47.523

Weather / Track : Sunny / Dry

Brands Hatch GP
Circuit Length = 2.4332 miles
Start: 11:33 Flag 11:51 End: 11:54

BMCRC - MRO Championships 2018 - Rnd 6 @ Brands Hatch GP

Reactive Parts MRO Powerbikes inc BG Products Clubman 1000

QUALIFYING - BEST SECTORS

	SECTOR 1			SECTOR 2			SECTOR 3			IDEAL / BEST COMPARISON					
POS	NO	NAME	TIME	NO	NAME	TIME	NO	NAME	TIME	POS	NO	NAME	IDEAL	BEST	DIFF
												PERFECT LAP	1:30.299		
1	99	JOHNSON	28.986	99	JOHNSON	40.469	3	PARKER	20.844	1	99	JOHNSON	1:30.652	1:30.652	0.000
2	3	PARKER	29.363	3	PARKER	40.630	99	JOHNSON	21.197	2	3	PARKER	1:30.837	1:31.157	0.320
3	1	MORPHETT	29.660	72	O'BRIEN	40.713	1	MORPHETT	21.310	3	72	O'BRIEN	1:31.833	1:31.833	0.000
4	72	O'BRIEN	29.788	1	MORPHETT	40.871	72	O'BRIEN	21.332	4	1	MORPHETT	1:31.841	1:31.905	0.064
5	31	COX	29.806	33	NEEVES	40.948	31	COX	21.340	5	31	COX	1:32.107	1:32.481	0.374
6	40	PATMORE	29.971	31	COX	40.961	9	O'BRIEN	21.458	6	33	NEEVES	1:32.422	1:32.562	0.140
7	33	NEEVES	30.015	2	BAKER	41.114	33	NEEVES	21.459	7	2	BAKER	1:32.827	1:32.876	0.049
8	2	BAKER	30.028	54	HENEGHAN	41.244	40	PATMORE	21.575	8	54	HENEGHAN	1:33.016	1:33.866	0.850
9	10	WILBY	30.078	71	NORTON	41.430	71	NORTON	21.600	9	71	NORTON	1:33.254	1:33.715	0.461
10	54	HENEGHAN	30.156	76	BYARD	41.568	54	HENEGHAN	21.616	10	40	PATMORE	1:33.480	1:34.623	1.143
11	5	O'DONOVAN	30.205	133	NEEVES	41.789	5	O'DONOVAN	21.662	11	76	BYARD	1:33.634	1:33.822	0.188
12	71	NORTON	30.224	8	COUGHLAN	41.866	2	BAKER	21.685	12	10	WILBY	1:33.686	1:33.737	0.051
13	76	BYARD	30.337	148	WILSON	41.867	10	WILBY	21.703	13	5	O'DONOVAN	1:33.866	1:34.149	0.283
14	148	WILSON	30.370	9	O'BRIEN	41.882	8	COUGHLAN	21.713	14	9	O'BRIEN	1:33.972	1:34.277	0.305
15	133	NEEVES	30.455	10	WILBY	41.905	76	BYARD	21.729	15	133	NEEVES	1:33.997	1:34.549	0.552
16	8	COUGHLAN	30.517	55	GARNER	41.929	133	NEEVES	21.753	16	148	WILSON	1:34.083	1:34.294	0.211
17	200	HILLIARD	30.610	40	PATMORE	41.934	55	GARNER	21.808	17	8	COUGHLAN	1:34.096	1:34.307	0.211
18	55	GARNER	30.613	62	SILVAIN	41.937	148	WILSON	21.846	18	55	GARNER	1:34.350	1:35.250	0.900
19	9	O'BRIEN	30.632	5	O'DONOVAN	41.999	15	SIEMIENIUK-JUZW	21.909	19	62	SILVAIN	1:34.728	1:34.728	0.000
20	62	SILVAIN	30.667	15	SIEMIENIUK-JUZW	42.469	200	HILLIARD	21.992	20	15	SIEMIENIUK-JUZWIU	1:35.208	1:35.822	0.614
21	75	WOODALL	30.686	74	BURKE	42.822	62	SILVAIN	22.124	21	75	WOODALL	1:35.926	1:35.946	0.020
22	15	SIEMIENIUK-JUZW	30.830	75	WOODALL	42.852	27	COX	22.373	22	200	HILLIARD	1:36.026	1:36.200	0.174
23	154	WHISKER	30.854	28	HOARE	42.926	75	WOODALL	22.388	23	154	WHISKER	1:36.519	1:36.654	0.135
24	34	NICHOLSON	31.250	37	MORELLO	43.191	154	WHISKER	22.400	24	28	HOARE	1:36.636	1:36.819	0.183
25	28	HOARE	31.285	154	WHISKER	43.265	28	HOARE	22.425	25	74	BURKE	1:36.648	1:36.648	0.000
26	27	COX	31.353	27	COX	43.309	37	MORELLO	22.427	26	27	COX	1:37.035	1:37.104	0.069
27	12	COMBRINCK	31.357	34	NICHOLSON	43.398	74	BURKE	22.446	27	34	NICHOLSON	1:37.169	1:38.200	1.031
28	74	BURKE	31.380	7	DAVIS	43.403	34	NICHOLSON	22.521	28	37	MORELLO	1:37.212	1:37.780	0.568
29	277	AVERRE	31.465	200	HILLIARD	43.424	46	GATES	22.535	29	12	COMBRINCK	1:37.909	1:38.446	0.537
30	37	MORELLO	31.594	68	TINKER	43.712	12	COMBRINCK	22.563	30	68	TINKER	1:37.989	1:38.570	0.581
31	68	TINKER	31.645	24	SMITH	43.719	68	TINKER	22.632	31	7	DAVIS	1:38.034	1:38.511	0.477
32	51	HOGARTH	31.652	51	HOGARTH	43.779	7	DAVIS	22.702	32	277	AVERRE	1:38.043	1:38.308	0.265
33	7	DAVIS	31.929	277	AVERRE	43.836	277	AVERRE	22.742	33	51	HOGARTH	1:38.289	1:38.748	0.459
34	36	LYON	31.950	46	GATES	43.842	111	SHEPPARD	22.776	34	24	SMITH	1:38.489	1:38.489	0.000
35	24	SMITH	31.952	161	ANDERSON	43.937	24	SMITH	22.818	35	46	GATES	1:38.496	1:38.549	0.053
36	46	GATES	32.119	111	SHEPPARD	43.973	51	HOGARTH	22.858	36	111	SHEPPARD	1:39.052	1:39.311	0.259
37	136	BALDRY	32.192	12	COMBRINCK	43.989	36	LYON	22.964	37	161	ANDERSON	1:39.676	1:39.676	0.000
38	111	SHEPPARD	32.303	136	BALDRY	44.597	161	ANDERSON	22.968	38	36	LYON	1:39.928	1:40.235	0.307
39	114	MARTIN	32.427	114	MARTIN	44.781	333	HOUGHTON	23.199	39	136	BALDRY	1:40.082	1:40.298	0.216
40	161	ANDERSON	32.771	333	HOUGHTON	44.789	136	BALDRY	23.293	40	114	MARTIN	1:40.705	1:40.705	0.000
41	333	HOUGHTON	32.975	36	LYON	45.014	114	MARTIN	23.497	41	333	HOUGHTON	1:40.963	1:41.165	0.202
42							43	CRESSWELL	2:06.403	42	32	MORRIS		1:35.665	
43										43	43	CRESSWELL		1:39.993	

Weather / Track : Sunny / Dry

Brands Hatch GP
Circuit Length = 2.4332 miles
Start: 11:33 Flag 11:51 End: 11:54

Results can be found at www.tsl-timing.com

Printed - 11:54 Saturday, 07 July 2018

BMCRC - MRO Championships 2018 - Rnd 6 @ Brands Hatch GP

Reactive Parts MRO Powerbikes inc BG Products Clubman 1000

RACE 9 - GRID (12 Laps)

ROW 15	45	44	43 **333** 1:41.165 Andrew HOUGHTON
ROW 14	42 **114** 1:40.705 Ricky MARTIN	41 **136** 1:40.298 Joe BALDRY	40 **36** 1:40.235 James LYON
ROW 13	39 **43** 1:39.993 Robert CRESSWELL	38 **161** 1:39.676 Dean ANDERSON	37 **111** 1:39.311 Jonathan SHEPPARD
ROW 12	36 **51** 1:38.748 Michael HOGARTH	35 **68** 1:38.570 Graham TINKER	34 **46** 1:38.549 Simon GATES
ROW 11	33 **7** 1:38.511 John DAVIS	32 **24** 1:38.489 Alan SMITH	31 **12** 1:38.446 David COMBRINCK
ROW 10	30 **277** 1:38.308 Adrian AVERRE	29 **34** 1:38.200 Jeremy NICHOLSON	28 **37** 1:37.780 Aldo MORELLO
ROW 9	27 **27** 1:37.104 Dan COX	26 **28** 1:36.819 Kelvin HOARE	25 **154** 1:36.654 Michael WHISKER
ROW 8	24 **74** 1:36.648 Andrew BURKE	23 **200** 1:36.200 Scott HILLIARD	22 **75** 1:35.946 Peter WOODALL
ROW 7	21 **15** 1:35.822 Mariusz SIEMIENIUK-JUZWIUK	20 **32** 1:35.665 Martin MORRIS	19 **55** 1:35.250 Paul GARNER
ROW 6	18 **62** 1:34.728 Kevin SILVAIN	17 **40** 1:34.623 Aiden PATMORE	16 **133** 1:34.549 Ben NEEVES
ROW 5	15 **8** 1:34.307 John COUGHLAN	14 **148** 1:34.294 Nicky WILSON	13 **9** 1:34.277 Mark O'BRIEN
ROW 4	12 **5** 1:34.149 Kyle O'DONOVAN	11 **54** 1:33.866 Steve HENEGHAN	10 **76** 1:33.822 Jason BYARD
ROW 3	9 **10** 1:33.737 Paul WILBY	8 **71** 1:33.715 Tom NORTON	7 **2** 1:32.876 Peter BAKER
ROW 2	6 **33** 1:32.562 Michael NEEVES	5 **31** 1:32.481 Sam COX	4 **1** 1:31.905 Joe MORPHETT
ROW 1	3 **72** 1:31.833 Michael O'BRIEN	2 **3** 1:31.157 Colin PARKER	1 **99** 1:30.652 Anthony JOHNSON **Pole**

Brands Hatch GP
Circuit Length = 2.4332 miles

These results are provisional until the conclusion of any judicial and technical matters.

Clerk Of Course :		Timekeeper :

Results can be found at www.tsl-timing.com

Printed - 11:55 Saturday, 07 July 2018

BMCRC - MRO Championships 2018 - Rnd 6 @ Brands Hatch GP

Reactive Parts MRO Powerbikes inc BG Products Clubman 1000

RACE 9 - CLASSIFICATION

POS	NO	CL	PIC	NAME	ENTRY	LAPS	TIME	GAP	DIFF	MPH	BEST	ON
1	99		1	Anthony JOHNSON	BMW - Bexhill gearboxes	10	15:09.718			96.29	1:29.873	4
2	3		2	Colin PARKER	Yamaha - Global Robots	10	15:14.335	4.617	4.617	95.80	1:30.118	5
3	1		3	Joe MORPHETT	Yamaha - ASJ Racing	10	15:14.590	4.872	0.255	95.77	1:30.022	5
4	72		4	Michael O'BRIEN	Yamaha -	10	15:22.880	13.162	8.290	94.91	1:30.376	2
5	2		5	Peter BAKER	Kawasaki -	10	15:23.166	13.448	0.286	94.88	1:30.981	10
6	71		6	Tom NORTON	Suzuki - Mike Newman Haulage	10	15:25.513	15.795	2.347	94.64	1:31.445	8
7	54		7	Steve HENEGHAN	Yamaha - ReactiveParts.com	10	15:25.999	16.281	0.486	94.59	1:31.450	8
8	33		8	Michael NEEVES	BMW - Prime Factors Racing	10	15:27.011	17.293	1.012	94.49	1:31.643	9
9	10	C	1	Paul WILBY	Yamaha - MOREMOTO	10	15:30.218	20.500	3.207	94.16	1:31.838	8
10	76		9	Jason BYARD	Suzuki - May Construction	10	15:39.454	29.736	9.236	93.24	1:32.724	6
11	133		10	Ben NEEVES	BMW -	10	15:39.640	29.922	0.186	93.22	1:32.412	7
12	5		11	Kyle O'DONOVAN	BMW - Global Robots	10	15:39.919	30.201	0.279	93.19	1:32.445	6
13	8		12	John COUGHLAN	Aprilia - BIKERSWORLD	10	15:45.550	35.832	5.631	92.64	1:33.238	6
14	62	C	2	Kevin SILVAIN	Kawasaki - KSAUTOS	10	15:45.845	36.127	0.295	92.61	1:33.170	8
15	148		13	Nicky WILSON	Ducati - Ducati Alton/carbon Conquest	10	15:52.472	42.754	6.627	91.96	1:33.378	6
16	9	C	3	Mark O'BRIEN	Ducati - obrienhifi.com	10	15:53.081	43.363	0.609	91.91	1:33.524	4
17	15	C	4	Mariusz SIEMIENIUK-JUZWIUK	BMW - BELMONT AUTO SERVICE	10	15:58.242	48.524	5.161	91.41	1:34.422	9
18	32		14	Martin MORRIS	Kawasaki - Morris Racing, Resolve, S.R. Hobby	10	15:58.410	48.692	0.168	91.39	1:34.360	8
19	154	C	5	Michael WHISKER	BMW - Soprema uk	10	15:58.670	48.952	0.260	91.37	1:33.785	10
20	75		15	Peter WOODALL	BMW - Core Projects Ltd	10	16:00.983	51.265	2.313	91.15	1:34.296	2
21	200	C	6	Scott HILLIARD	Kawasaki - Stallion juice	10	16:05.372	55.654	4.389	90.74	1:34.807	10
22	74	C	7	Andrew BURKE	Honda -	10	16:09.845	1:00.127	4.473	90.32	1:34.592	10
23	27	C	8	Dan COX	Yamaha - GWC Joinery LTD/ DC Paintworx	10	16:13.655	1:03.937	3.810	89.96	1:35.650	10
24	55	C	9	Paul GARNER	Yamaha - A51 Racing	9	14:39.038	1 Lap	1 Lap	89.68	1:36.218	9
25	46	C	10	Simon GATES	Kawasaki - Team Kawafati	9	14:41.170	1 Lap	2.132	89.47	1:36.170	7
26	7	C	11	John DAVIS	Yamaha -	9	14:42.040	1 Lap	0.870	89.38	1:36.208	8
27	24		16	Alan SMITH	Kawasaki - Orwells Mcs	9	14:42.264	1 Lap	0.224	89.35	1:34.678	9
28	36	C	12	James LYON	Suzuki - Digitive Ltd	9	14:48.031	1 Lap	5.767	88.77	1:36.382	7
29	68	C	13	Graham TINKER	Kawasaki - Aquatix-2u Ltd	9	14:59.079	1 Lap	11.048	87.68	1:37.915	7
30	277	C	14	Adrian AVERRE	Yamaha - Ryders Alley Racing	9	14:59.984	1 Lap	0.905	87.59	1:37.843	9
31	43	C	15	Robert CRESSWELL	Kawasaki - ODDJOB Racing	9	15:01.342	1 Lap	1.358	87.46	1:38.322	3
32	333	C	16	Andrew HOUGHTON	Kawasaki - Greenham Kawasaki	9	15:01.584	1 Lap	0.242	87.44	1:37.882	8
33	34	C	17	Jeremy NICHOLSON	Yamaha - Freshwater Estates	9	15:01.829	1 Lap	0.245	87.42	1:37.864	8
34	111		17	Jonathan SHEPPARD	Kawasaki - Genstar support ltd	9	15:16.533	1 Lap	14.704	86.01	1:39.377	9

NOT CLASSIFIED

DNF	31			Sam COX	Yamaha -	10	15:13.172	3.454	0.000	95.92	1:29.913	7
DNF	28			Kelvin HOARE	Kawasaki - Southern and Country Roofing Ltd	5	8:14.318	5 Laps	5 Laps	88.60	1:36.523	4
DNF	12			David COMBRINCK	Honda -	5	8:21.625	5 Laps	7.307	87.31	1:37.457	4
DNF	51			Michael HOGARTH	Kawasaki - WHR Racing	4	6:48.348	6 Laps	1 Lap	85.80	1:38.437	4
DNF	161	C		Dean ANDERSON	Honda - FOG Racing	2	3:31.391	8 Laps	2 Laps	82.87	1:39.549	2
DNF	37	C		Aldo MORELLO	Yamaha - Bitstocks & Reveal	1	1:45.253	9 Laps	1 Lap	83.22		

FASTEST LAP

99		Anthony JOHNSON	BMW - Bexhill gearboxes	4	1:29.873	97.46 mph	156.86 kph
10	C	Paul WILBY	Yamaha - MOREMOTO	8	1:31.838	95.38 mph	153.50 kph

Race stopped
Class - 92.5% of Race Speed = 89.06 mph
Class C - 92.5% of Race Speed = 87.09 mph

Brands Hatch GP
Circuit Length = 2.4332 miles
Start: 14:56 Flag 15:11 End: 15:13

Weather / Track : Sunny / Dry
These results are provisional until the conclusion of any judicial and technical matters.

Clerk Of Course :		Timekeeper :

Results can be found at www.tsl-timing.com

Printed - 15:20 Saturday, 07 July 2018

BMCRC - MRO Championships 2018 - Rnd 6 @ Brands Hatch GP

Reactive Parts MRO Powerbikes inc BG Products Clubman 1000

RACE 9 - LAP CHART

LAP 1 @ 14:57:52.927

NO	BEHIND	LAP TIME
99		1:35.272
72	0.763	1:36.035
3	0.942	1:36.214
1	1.197	1:36.469
31	1.381	1:36.653
71	2.933	1:38.205
76	3.747	1:39.019
2	3.842	1:39.114
33	3.858	1:39.130
54	4.082	1:39.354
10	4.513	1:39.785
8	5.331	1:40.603
5	5.644	1:40.916
133	5.758	1:41.030
62	7.246	1:42.518
9	7.469	1:42.741
75	7.591	1:42.863
148	8.583	1:43.855
15	8.639	1:43.911
32	8.846	1:44.118
27	9.893	1:45.165
37	9.981	1:45.253
200	10.218	1:45.490
55	10.448	1:45.720
74	10.703	1:45.975
46	11.447	1:46.719
7	11.906	1:47.178
154	11.971	1:47.243
28	12.473	1:47.745
36	13.214	1:48.486
34	13.900	1:49.172
12	14.212	1:49.484
43	14.316	1:49.588
277	14.594	1:49.866
68	14.717	1:49.989
333	15.525	1:50.797
24	15.736	1:51.008
51	16.480	1:51.752
161	16.570	1:51.842
111	17.401	1:52.673

LAP 2 @ 14:59:23.433

NO	BEHIND	LAP TIME
99		1:30.506
72	0.633	1:30.376
3	0.890	1:30.454
1	1.103	1:30.412
31	1.404	1:30.529
71	4.412	1:31.985
2	4.680	1:31.344
33	5.198	1:31.846
54	5.643	1:32.067
76	6.780	1:33.539
10	6.863	1:32.856
8	8.694	1:33.869
133	8.793	1:33.541
5	9.143	1:34.005
62	10.348	1:33.608
75	11.381	1:34.296
9	11.507	1:34.544
148	12.053	1:33.976
15	13.411	1:35.278
32	13.938	1:35.598
27	16.994	1:37.607
200	17.007	1:37.295
154	17.066	1:35.601
55	17.525	1:37.583
74	17.858	1:37.661
28	18.620	1:36.653
46	19.287	1:38.346
7	19.905	1:38.505
36	20.552	1:37.844
12	22.401	1:38.695
34	23.120	1:39.726
68	23.130	1:38.919
43	23.231	1:39.421
24	23.819	1:38.589
277	23.828	1:39.740
333	24.249	1:39.230
51	25.186	1:39.212
161	25.613	1:39.549
111	28.363	1:41.468

LAP 3 @ 15:00:53.656

NO	BEHIND	LAP TIME
99		1:30.223
1	1.784	1:30.904
3	1.900	1:31.233
72	2.269	1:31.859
31	3.103	1:31.922
71	6.234	1:32.045
2	6.387	1:31.930
33	6.864	1:31.889
54	7.414	1:31.994
10	8.676	1:32.036
76	9.670	1:33.113
133	11.426	1:32.856
5	12.550	1:33.630
8	12.835	1:34.364
62	14.103	1:33.978
9	15.619	1:34.335
75	15.903	1:34.745
148	16.506	1:34.676
15	18.584	1:35.396
32	18.770	1:35.055
154	22.274	1:35.431
200	22.707	1:35.923
27	24.091	1:37.320
55	24.212	1:36.910
74	24.426	1:36.791
28	25.022	1:36.625
46	25.672	1:36.608
7	26.710	1:37.028
36	27.875	1:37.546
12	30.360	1:38.182
68	31.252	1:38.345
43	31.330	1:38.322
24	31.389	1:37.793
34	32.451	1:39.554
277	33.021	1:39.416
333	33.451	1:39.425
51	33.910	1:38.947
111	40.109	1:41.969

LAP 4 @ 15:02:23.529

NO	BEHIND	LAP TIME
99		1:29.873
1	2.649	1:30.738
3	2.742	1:30.715
72	3.928	1:31.532
31	4.080	1:30.850
2	8.077	1:31.563
71	8.731	1:32.370
33	8.992	1:32.001
54	9.261	1:31.720
10	10.688	1:31.885
76	12.783	1:32.986
133	14.530	1:32.977
5	15.281	1:32.604
8	16.665	1:33.703
62	18.085	1:33.855
9	19.270	1:33.524
75	20.860	1:34.830
148	21.054	1:34.421
15	23.795	1:35.084
32	24.173	1:35.276
154	27.111	1:34.710
200	28.476	1:35.642
27	30.896	1:36.678
55	31.083	1:36.744
74	31.156	1:36.603
28	31.672	1:36.523
46	32.567	1:36.768
7	33.285	1:36.448
36	35.646	1:37.644
12	37.944	1:37.457
24	38.055	1:36.539
68	40.256	1:38.877
43	40.782	1:39.325
34	41.209	1:38.631
277	41.301	1:38.153
333	41.700	1:38.122
51	42.474	1:38.437
111	50.851	1:40.615

LAP 5 @ 15:03:53.420

NO	BEHIND	LAP TIME
99		1:29.891
1	2.780	1:30.022
3	2.969	1:30.118
31	4.366	1:30.177
72	5.723	1:31.686
2	9.623	1:31.437
71	10.742	1:31.902
54	11.218	1:31.848
33	11.832	1:32.731
10	12.933	1:32.136
76	16.042	1:33.150
133	17.241	1:32.602
5	18.453	1:33.063
8	20.059	1:33.285
62	21.742	1:33.548
9	23.351	1:33.972
148	25.701	1:34.538
75	26.581	1:35.612
15	28.480	1:34.576
32	29.262	1:34.980
154	31.368	1:34.148
200	33.695	1:35.110
27	37.251	1:36.246
55	37.544	1:36.352
74	37.731	1:36.466
28	38.553	1:36.772
46	39.344	1:36.668
7	40.085	1:36.691
36	43.191	1:37.436
24	44.362	1:36.198
12	45.860	1:37.807
68	49.385	1:39.020
43	49.578	1:38.687
277	49.745	1:38.335
34	50.138	1:38.820
333	50.498	1:38.689
111	1:00.442	1:39.482

LAP 6 @ 15:05:24.075

NO	BEHIND	LAP TIME
99		1:30.655
1	2.824	1:30.699
3	3.074	1:30.760
31	4.055	1:30.344
72	7.210	1:32.142
2	10.888	1:31.920
71	12.220	1:32.133
54	12.507	1:31.944
33	13.132	1:31.955
10	14.501	1:32.223
76	18.111	1:32.724
133	19.508	1:32.922
5	20.243	1:32.445
8	22.642	1:33.238
62	24.491	1:33.404
9	27.261	1:34.565
148	28.424	1:33.378
75	31.686	1:35.760
15	32.640	1:34.815
32	33.034	1:34.427
154	35.461	1:34.748
200	38.738	1:35.698
27	43.214	1:36.618
55	43.274	1:36.385
74	43.476	1:36.400
46	45.665	1:36.976
7	46.102	1:36.672
24	49.614	1:35.907
36	50.710	1:38.174
43	57.360	1:38.437
68	57.841	1:39.111
277	58.209	1:39.119
34	58.932	1:39.449
333	59.239	1:39.396
111	1:10.484	1:40.697

LAP 7 @ 15:06:54.732

NO	BEHIND	LAP TIME
99		1:30.657
1	3.031	1:30.864
3	3.239	1:30.822
31	3.311	1:29.913
72	8.550	1:31.997
2	12.142	1:31.911
71	13.447	1:31.884
54	13.725	1:31.875
33	14.470	1:31.995
10	15.872	1:32.028
76	20.361	1:32.907
133	21.263	1:32.412
5	22.359	1:32.773
8	25.761	1:33.776
62	27.800	1:33.966
9	31.550	1:34.946
148	31.902	1:34.135
15	36.716	1:34.733
75	37.135	1:36.106
32	37.310	1:34.933
154	39.623	1:34.819
200	43.480	1:35.399
74	47.957	1:35.138
27	49.019	1:36.462
55	49.208	1:36.591
46	51.178	1:36.170
7	52.312	1:36.867
24	54.802	1:35.845
36	56.435	1:36.382
68	1:05.099	1:37.915
43	1:05.479	1:38.776
277	1:05.704	1:38.152
333	1:07.604	1:39.022
34	1:08.115	1:39.840
111	1:19.782	1:39.955

LAP 8 @ 15:08:25.494

NO	BEHIND	LAP TIME
99		1:30.762
31	3.625	1:31.076
1	3.877	1:31.608
3	3.997	1:31.520
72	10.628	1:32.840
2	12.933	1:31.553
71	14.130	1:31.445
54	14.413	1:31.450
33	15.500	1:31.792
10	16.948	1:31.838
76	23.791	1:34.192
133	24.014	1:33.513
5	24.485	1:32.888
8	29.177	1:34.178
62	30.208	1:33.170
9	35.484	1:34.696
148	35.925	1:34.785
15	40.734	1:34.780
32	40.908	1:34.360
75	41.814	1:35.441
154	42.824	1:33.963
200	47.696	1:34.978
74	52.791	1:35.596
27	54.473	1:36.216
55	54.981	1:36.535
46	56.877	1:36.461
7	57.758	1:36.208
24	59.747	1:35.707
36	1:02.515	1:36.842
68	1:12.418	1:38.081
43	1:14.265	1:39.548
277	1:14.302	1:39.360
333	1:14.724	1:37.882
34	1:15.217	1:37.864

Brands Hatch GP
Circuit Length = 2.4332 miles
Start: 14:56 Flag 15:11 End: 15:13

Weather / Track : Sunny / Dry

BMCRC - MRO Championships 2018 - Rnd 6 @ Brands Hatch GP

Reactive Parts MRO Powerbikes inc BG Products Clubman 1000

RACE 9 - LAP CHART

111	1:29.317	1:40.297
74	1:00.127	1:34.592
27	1:03.937	1:35.650

LAP 9 **@ 15:09:56.139**

NO	BEHIND	LAP TIME
99		1:30.645
31	3.449	1:30.469
1	3.978	1:30.746
3	4.080	1:30.728
72	12.568	1:32.585
2	13.701	1:31.413
71	15.318	1:31.833
54	15.523	1:31.755
33	16.498	1:31.643
10	18.667	1:32.364
76	26.896	1:33.750
133	26.997	1:33.628
5	27.211	1:33.371
8	32.965	1:34.433
62	33.493	1:33.930
9	39.460	1:34.621
148	39.805	1:34.525
15	44.511	1:34.422
32	44.977	1:34.714
154	46.401	1:34.222
75	47.143	1:35.974
200	52.081	1:35.030
74	56.769	1:34.623
27	59.521	1:35.693
55	1:00.554	1:36.218
46	1:02.686	1:36.454
7	1:03.556	1:36.443
24	1:03.780	1:34.678
36	1:09.547	1:37.677
68	1:20.595	1:38.822
277	1:21.500	1:37.843
43	1:22.858	1:39.238
333	1:23.100	1:39.021
34	1:23.345	1:38.773

LAP 10 **@ 15:11:27.373**

NO	BEHIND	LAP TIME
99		1:31.234
31	3.454	1:31.239
3	4.617	1:31.771
1	4.872	1:32.128
111	1 Lap	1:39.377
72	13.162	1:31.828
2	13.448	1:30.981
71	15.795	1:31.711
54	16.281	1:31.992
33	17.293	1:32.029
10	20.500	1:33.067
76	29.736	1:34.074
133	29.922	1:34.159
5	30.201	1:34.224
8	35.832	1:34.101
62	36.127	1:33.868
148	42.754	1:34.183
9	43.363	1:35.137
15	48.524	1:35.247
32	48.692	1:34.949
154	48.952	1:33.785
75	51.265	1:35.356
200	55.654	1:34.807

Weather / Track : Sunny / Dry

Brands Hatch GP
Circuit Length = 2.4332 miles
Start: 14:56 Flag 15:11 End: 15:13

BMCRC - MRO Championships 2018 - Rnd 6 @ Brands Hatch GP

Reactive Parts MRO Powerbikes inc BG Products Clubman 1000

RACE 9 - SECTOR ANALYSIS

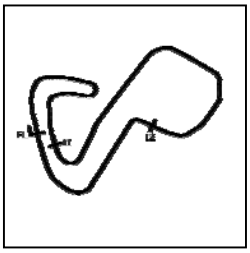

SECTOR 1 = FL to I1, SECTOR 2 = I1 to I2, SECTOR 3 = I2 to FL, DIFF = Difference To Personal Best Lap, P = Crossed Finish Line in Pit Lane, D = Time Disallowed

P1 99 Anthony JOHNSON BMW - Bexhill gearboxes

IDEAL LAP TIME : 1:29.698 BEST LAP TIME : 1:29.873 DIFFERENCE : 0.175

LAP	SECTOR 1	SECTOR 2	SECTOR 3	LAP TIME	MPH	DIFF	TIME OF DAY
1 -		40.376	21.441	1:35.272	91.94	5.399	14:57:52.927
2 -	28.902	40.236	21.368	1:30.506	96.78	0.633	14:59:23.433
3 -	28.689	40.297	21.237	1:30.223 **(3)**	97.09	0.350	15:00:53.656
4 -	28.709	40.104	***21.060***	***1:29.873*** **(1)**	***97.46***		***15:02:23.529***
5 -	***28.602***	***40.036***	21.253	1:29.891 **(2)**	97.44	0.018	15:03:53.420
6 -	29.043	40.281	21.331	1:30.655	96.62	0.782	15:05:24.075
7 -	28.832	40.506	21.319	1:30.657	96.62	0.784	15:06:54.732
8 -	28.799	40.698	21.265	1:30.762	96.51	0.889	15:08:25.494
9 -	28.891	40.499	21.255	1:30.645	96.63	0.772	15:09:56.139
10 -	29.444	40.497	21.293	1:31.234	96.01	1.361	15:11:27.373

P2 3 Colin PARKER Yamaha - Global Robots

IDEAL LAP TIME : 1:30.118 BEST LAP TIME : 1:30.118 DIFFERENCE : 0.000

LAP	SECTOR 1	SECTOR 2	SECTOR 3	LAP TIME	MPH	DIFF	TIME OF DAY
1 -		40.785	21.143	1:36.214	91.04	6.096	14:57:53.869
2 -	28.946	40.485	21.023	1:30.454 **(2)**	96.84	0.336	14:59:24.323
3 -	29.350	40.685	21.198	1:31.233	96.01	1.115	15:00:55.556
4 -	29.100	40.591	21.024	1:30.715 **(3)**	96.56	0.597	15:02:26.271
5 -	***28.931***	***40.260***	***20.927***	***1:30.118*** **(1)**	***97.20***		***15:03:56.389***
6 -	29.034	40.654	21.072	1:30.760	96.51	0.642	15:05:27.149
7 -	29.091	40.545	21.186	1:30.822	96.45	0.704	15:06:57.971
8 -	29.533	40.852	21.135	1:31.520	95.71	1.402	15:08:29.491
9 -	29.298	40.456	20.974	1:30.728	96.55	0.610	15:10:00.219
10 -	29.347	40.898	21.526	1:31.771	95.45	1.653	15:11:31.990

P3 1 Joe MORPHETT Yamaha - ASJ Racing

IDEAL LAP TIME : 1:29.959 BEST LAP TIME : 1:30.022 DIFFERENCE : 0.063

LAP	SECTOR 1	SECTOR 2	SECTOR 3	LAP TIME	MPH	DIFF	TIME OF DAY
1 -		40.818	21.197	1:36.469	90.80	6.447	14:57:54.124
2 -	29.115	40.294	***21.003***	1:30.412 **(2)**	96.88	0.390	14:59:24.536
3 -	28.933	40.708	21.263	1:30.904	96.36	0.882	15:00:55.440
4 -	29.035	40.540	21.163	1:30.738	96.53	0.716	15:02:26.178
5 -	***28.777***	***40.179***	21.066	***1:30.022*** **(1)**	***97.30***		***15:03:56.200***
6 -	28.934	40.628	21.137	1:30.699 **(3)**	96.58	0.677	15:05:26.899
7 -	29.108	40.403	21.353	1:30.864	96.40	0.842	15:06:57.763
8 -	29.539	40.837	21.232	1:31.608	95.62	1.586	15:08:29.371
9 -	29.185	40.441	21.120	1:30.746	96.53	0.724	15:10:00.117
10 -	29.542	41.372	21.214	1:32.128	95.08	2.106	15:11:32.245

P4 72 Michael O'BRIEN Yamaha -

IDEAL LAP TIME : 1:30.376 BEST LAP TIME : 1:30.376 DIFFERENCE : 0.000

LAP	SECTOR 1	SECTOR 2	SECTOR 3	LAP TIME	MPH	DIFF	TIME OF DAY
1 -		40.517	21.340	1:36.035	91.21	5.659	14:57:53.690
2 -	***29.011***	***40.246***	***21.119***	***1:30.376*** **(1)**	***96.92***		***14:59:24.066***
3 -	29.303	40.947	21.609	1:31.859	95.36	1.483	15:00:55.925
4 -	29.498	40.702	21.332	1:31.532 **(2)**	95.70	1.156	15:02:27.457
5 -	29.661	40.677	21.348	1:31.686 **(3)**	95.54	1.310	15:03:59.143
6 -	29.523	41.009	21.610	1:32.142	95.06	1.766	15:05:31.285
7 -	29.663	40.714	21.620	1:31.997	95.21	1.621	15:07:03.282
8 -	29.869	41.163	21.808	1:32.840	94.35	2.464	15:08:36.122
9 -	29.925	41.133	21.527	1:32.585	94.61	2.209	15:10:08.707
10 -	29.444	40.949	21.435	1:31.828	95.39	1.452	15:11:40.535

P5 2 Peter BAKER Kawasaki -

IDEAL LAP TIME : 1:30.638 BEST LAP TIME : 1:30.981 DIFFERENCE : 0.343

LAP	SECTOR 1	SECTOR 2	SECTOR 3	LAP TIME	MPH	DIFF	TIME OF DAY

Weather / Track : Sunny / Dry

Brands Hatch GP
Circuit Length = 2.4332 miles
Start: 14:56 Flag 15:11 End: 15:13

BMCRC - MRO Championships 2018 - Rnd 6 @ Brands Hatch GP

Reactive Parts MRO Powerbikes inc BG Products Clubman 1000

RACE 9 - SECTOR ANALYSIS

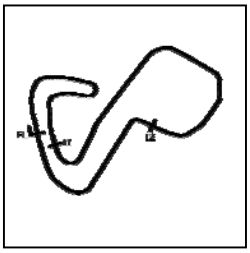

SECTOR 1 = FL to I1, SECTOR 2 = I1 to I2, SECTOR 3 = I2 to FL, DIFF = Difference To Personal Best Lap, P = Crossed Finish Line in Pit Lane, D = Time Disallowed

1 -		41.563	21.670	1:39.114	88.38	8.133	14:57:56.769
2 -	29.348	40.690	***21.306***	1:31.344 **(2)**	95.89	0.363	14:59:28.113
3 -	29.570	40.954	21.406	1:31.930	95.28	0.949	15:01:00.043
4 -	29.573	***40.501***	21.489	1:31.563	95.67	0.582	15:02:31.606
5 -	28.973	40.931	21.533	1:31.437	95.80	0.456	15:04:03.043
6 -	29.252	41.132	21.536	1:31.920	95.29	0.939	15:05:34.963
7 -	29.212	41.281	21.418	1:31.911	95.30	0.930	15:07:06.874
8 -	29.284	40.780	21.489	1:31.553	95.68	0.572	15:08:38.427
9 -	29.278	40.774	21.361	1:31.413 **(3)**	95.82	0.432	15:10:09.840
10 -	***28.831***	40.704	21.446	***1:30.981*** **(1)**	***96.28***		***15:11:40.821***

P6 71 Tom NORTON Suzuki - Mike Newman Haulage

IDEAL LAP TIME : 1:31.407 BEST LAP TIME : 1:31.445 DIFFERENCE : 0.038

LAP	SECTOR 1	SECTOR 2	SECTOR 3	LAP TIME	MPH	DIFF	TIME OF DAY
1 -		41.080	21.837	1:38.205	89.19	6.760	14:57:55.860
2 -	29.735	40.826	21.424	1:31.985	95.23	0.540	14:59:27.845
3 -	29.562	41.030	21.453	1:32.045	95.16	0.600	15:00:59.890
4 -	29.734	41.331	***21.305***	1:32.370	94.83	0.925	15:02:32.260
5 -	29.614	40.871	21.417	1:31.902	95.31	0.457	15:04:04.162
6 -	29.629	41.085	21.419	1:32.133	95.07	0.688	15:05:36.295
7 -	29.541	40.840	21.503	1:31.884	95.33	0.439	15:07:08.179
8 -	***29.325***	***40.777***	21.343	***1:31.445*** **(1)**	***95.79***		***15:08:39.624***
9 -	29.551	40.894	21.388	1:31.833 **(3)**	95.38	0.388	15:10:11.457
10 -	29.363	40.925	21.423	1:31.711 **(2)**	95.51	0.266	15:11:43.168

P7 54 Steve HENEGHAN Yamaha - ReactiveParts.com

IDEAL LAP TIME : 1:31.220 BEST LAP TIME : 1:31.450 DIFFERENCE : 0.230

LAP	SECTOR 1	SECTOR 2	SECTOR 3	LAP TIME	MPH	DIFF	TIME OF DAY
1 -		41.413	21.578	1:39.354	88.16	7.904	14:57:57.009
2 -	29.857	40.876	21.334	1:32.067	95.14	0.617	14:59:29.076
3 -	29.667	40.928	21.399	1:31.994	95.22	0.544	15:01:01.070
4 -	29.580	40.897	21.243	1:31.720 **(2)**	95.50	0.270	15:02:32.790
5 -	29.786	***40.594***	21.468	1:31.848	95.37	0.398	15:04:04.638
6 -	***29.473***	40.908	21.563	1:31.944	95.27	0.494	15:05:36.582
7 -	29.728	40.632	21.515	1:31.875	95.34	0.425	15:07:08.457
8 -	29.685	40.612	***21.153***	***1:31.450*** **(1)**	***95.78***		***15:08:39.907***
9 -	29.626	40.738	21.391	1:31.755 **(3)**	95.46	0.305	15:10:11.662
10 -	29.539	40.950	21.503	1:31.992	95.22	0.542	15:11:43.654

P8 33 Michael NEEVES BMW - Prime Factors Racing

IDEAL LAP TIME : 1:31.544 BEST LAP TIME : 1:31.643 DIFFERENCE : 0.099

LAP	SECTOR 1	SECTOR 2	SECTOR 3	LAP TIME	MPH	DIFF	TIME OF DAY
1 -		41.402	21.845	1:39.130	88.36	7.487	14:57:56.785
2 -	29.525	41.007	21.314	1:31.846 **(3)**	95.37	0.203	14:59:28.631
3 -	29.562	41.063	21.264	1:31.889	95.33	0.246	15:01:00.520
4 -	***29.467***	41.257	21.277	1:32.001	95.21	0.358	15:02:32.521
5 -	30.191	41.143	21.397	1:32.731	94.46	1.088	15:04:05.252
6 -	29.631	40.903	21.421	1:31.955	95.26	0.312	15:05:37.207
7 -	29.520	41.215	21.260	1:31.995	95.22	0.352	15:07:09.202
8 -	29.498	41.083	***21.211***	1:31.792 **(2)**	95.43	0.149	15:08:40.994
9 -	29.556	***40.866***	21.221	***1:31.643*** **(1)**	***95.58***		***15:10:12.637***
10 -	29.553	41.180	21.296	1:32.029	95.18	0.386	15:11:44.666

P9 10 C Paul WILBY Yamaha - MOREMOTO

IDEAL LAP TIME : 1:31.763 BEST LAP TIME : 1:31.838 DIFFERENCE : 0.075

LAP	SECTOR 1	SECTOR 2	SECTOR 3	LAP TIME	MPH	DIFF	TIME OF DAY
1 -		41.916	21.717	1:39.785	87.78	7.947	14:57:57.440
2 -	29.829	41.270	21.757	1:32.856	94.33	1.018	14:59:30.296
3 -	***29.353***	41.301	***21.382***	1:32.036	95.17	0.198	15:01:02.332
4 -	29.410	41.066	21.409	1:31.885 **(2)**	95.33	0.047	15:02:34.217

Weather / Track : Sunny / Dry

Brands Hatch GP
Circuit Length = 2.4332 miles
Start: 14:56 Flag 15:11 End: 15:13

BMCRC - MRO Championships 2018 - Rnd 6 @ Brands Hatch GP

Reactive Parts MRO Powerbikes inc BG Products Clubman 1000

RACE 9 - SECTOR ANALYSIS

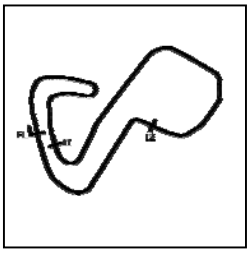

SECTOR 1 = FL to I1, SECTOR 2 = I1 to I2, SECTOR 3 = I2 to FL, DIFF = Difference To Personal Best Lap, P = Crossed Finish Line in Pit Lane, D = Time Disallowed

5 -	29.371	41.136	21.629	1:32.136	95.07	0.298	15:04:06.353
6 -	29.464	41.297	21.462	1:32.223	94.98	0.385	15:05:38.576
7 -	29.544	41.066	21.418	1:32.028 **(3)**	95.18	0.190	15:07:10.604
8 -	29.393	***41.028***	21.417	***1:31.838*** **(1)**	***95.38***		***15:08:42.442***
9 -	29.769	41.046	21.549	1:32.364	94.84	0.526	15:10:14.806
10 -	30.205	41.265	21.597	1:33.067	94.12	1.229	15:11:47.873

P10 76 Jason BYARD Suzuki - May Construction

IDEAL LAP TIME : 1:32.537 BEST LAP TIME : 1:32.724 DIFFERENCE : 0.187

LAP	SECTOR 1	SECTOR 2	SECTOR 3	LAP TIME	MPH	DIFF	TIME OF DAY
1 -		41.551	21.905	1:39.019	88.46	6.295	14:57:56.674
2 -	30.506	***41.236***	21.797	1:33.539	93.64	0.815	14:59:30.213
3 -	***29.700***	41.657	21.756	1:33.113	94.07	0.389	15:01:03.326
4 -	29.855	41.315	21.816	1:32.986 **(3)**	94.20	0.262	15:02:36.312
5 -	29.923	41.531	21.696	1:33.150	94.04	0.426	15:04:09.462
6 -	29.747	41.376	***21.601***	***1:32.724*** **(1)**	***94.47***		***15:05:42.186***
7 -	29.775	41.474	21.658	1:32.907 **(2)**	94.28	0.183	15:07:15.093
8 -	30.043	42.150	21.999	1:34.192	92.99	1.468	15:08:49.285
9 -	29.973	41.947	21.830	1:33.750	93.43	1.026	15:10:23.035
10 -	30.482	41.901	21.691	1:34.074	93.11	1.350	15:11:57.109

P11 133 Ben NEEVES BMW -

IDEAL LAP TIME : 1:32.403 BEST LAP TIME : 1:32.412 DIFFERENCE : 0.009

LAP	SECTOR 1	SECTOR 2	SECTOR 3	LAP TIME	MPH	DIFF	TIME OF DAY
1 -		41.882	21.623	1:41.030	86.70	8.618	14:57:58.685
2 -	30.326	41.370	21.845	1:33.541	93.64	1.129	14:59:32.226
3 -	30.044	41.268	21.544	1:32.856 **(3)**	94.33	0.444	15:01:05.082
4 -	30.020	41.399	21.558	1:32.977	94.21	0.565	15:02:38.059
5 -	29.771	41.307	21.524	1:32.602 **(2)**	94.59	0.190	15:04:10.661
6 -	29.984	41.499	***21.439***	1:32.922	94.27	0.510	15:05:43.583
7 -	***29.703***	***41.261***	21.448	***1:32.412*** **(1)**	***94.79***		***15:07:15.995***
8 -	29.734	41.618	22.161	1:33.513	93.67	1.101	15:08:49.508
9 -	30.020	41.744	21.864	1:33.628	93.56	1.216	15:10:23.136
10 -	30.643	41.759	21.757	1:34.159	93.03	1.747	15:11:57.295

P12 5 Kyle O'DONOVAN BMW - Global Robots

IDEAL LAP TIME : 1:32.378 BEST LAP TIME : 1:32.445 DIFFERENCE : 0.067

LAP	SECTOR 1	SECTOR 2	SECTOR 3	LAP TIME	MPH	DIFF	TIME OF DAY
1 -		42.050	21.957	1:40.916	86.80	8.471	14:57:58.571
2 -	30.722	41.688	21.595	1:34.005	93.18	1.560	14:59:32.576
3 -	30.253	41.815	21.562	1:33.630	93.55	1.185	15:01:06.206
4 -	29.814	41.430	***21.360***	1:32.604 **(2)**	94.59	0.159	15:02:38.810
5 -	30.168	41.355	21.540	1:33.063	94.12	0.618	15:04:11.873
6 -	***29.751***	***41.267***	21.427	***1:32.445*** **(1)**	***94.75***		***15:05:44.318***
7 -	29.893	41.345	21.535	1:32.773 **(3)**	94.42	0.328	15:07:17.091
8 -	29.755	41.355	21.778	1:32.888	94.30	0.443	15:08:49.979
9 -	30.096	41.506	21.769	1:33.371	93.81	0.926	15:10:23.350
10 -	30.189	42.445	21.590	1:34.224	92.96	1.779	15:11:57.574

P13 8 John COUGHLAN Aprilia - BIKERSWORLD

IDEAL LAP TIME : 1:33.045 BEST LAP TIME : 1:33.238 DIFFERENCE : 0.193

LAP	SECTOR 1	SECTOR 2	SECTOR 3	LAP TIME	MPH	DIFF	TIME OF DAY
1 -		42.038	21.734	1:40.603	87.07	7.365	14:57:58.258
2 -	30.497	41.465	21.907	1:33.869	93.31	0.631	14:59:32.127
3 -	30.527	41.652	22.185	1:34.364	92.83	1.126	15:01:06.491
4 -	30.191	41.576	21.936	1:33.703 **(3)**	93.48	0.465	15:02:40.194
5 -	30.220	***41.346***	***21.719***	1:33.285 **(2)**	93.90	0.047	15:04:13.479
6 -	***29.980***	41.516	21.742	***1:33.238*** **(1)**	***93.95***		***15:05:46.717***
7 -	30.288	41.755	21.733	1:33.776	93.41	0.538	15:07:20.493
8 -	30.356	41.708	22.114	1:34.178	93.01	0.940	15:08:54.671

Weather / Track : Sunny / Dry

Brands Hatch GP
Circuit Length = 2.4332 miles
Start: 14:56 Flag 15:11 End: 15:13

BMCRC - MRO Championships 2018 - Rnd 6 @ Brands Hatch GP

Reactive Parts MRO Powerbikes inc BG Products Clubman 1000

RACE 9 - SECTOR ANALYSIS

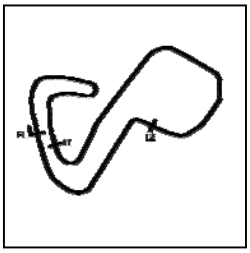

SECTOR 1 = FL to I1, SECTOR 2 = I1 to I2, SECTOR 3 = I2 to FL, DIFF = Difference To Personal Best Lap, P = Crossed Finish Line in Pit Lane, D = Time Disallowed

9 -	30.525	41.915	21.993	1:34.433	92.76	1.195	15:10:29.104
10 -	30.026	42.163	21.912	1:34.101	93.08	0.863	15:12:03.205

P14 62 C Kevin SILVAIN Kawasaki - KSAUTOS

IDEAL LAP TIME : 1:33.010 BEST LAP TIME : 1:33.170 DIFFERENCE : 0.160

LAP	SECTOR 1	SECTOR 2	SECTOR 3	LAP TIME	MPH	DIFF	TIME OF DAY
1 -		42.898	22.218	1:42.518	85.44	9.348	14:58:00.173
2 -	30.174	***41.524***	21.910	1:33.608	93.58	0.438	14:59:33.781
3 -	29.853	42.040	22.085	1:33.978	93.21	0.808	15:01:07.759
4 -	29.976	42.096	21.783	1:33.855	93.33	0.685	15:02:41.614
5 -	29.820	41.727	22.001	1:33.548 **(3)**	93.64	0.378	15:04:15.162
6 -	29.908	41.584	21.912	1:33.404 **(2)**	93.78	0.234	15:05:48.566
7 -	29.977	41.792	22.197	1:33.966	93.22	0.796	15:07:22.532
8 -	29.902	41.544	***21.724***	***1:33.170*** **(1)**	***94.01***		***15:08:55.702***
9 -	***29.762***	42.033	22.135	1:33.930	93.25	0.760	15:10:29.632
10 -	29.904	42.036	21.928	1:33.868	93.32	0.698	15:12:03.500

P15 148 Nicky WILSON Ducati - Ducati Alton/carbon Conquest

IDEAL LAP TIME : 1:33.369 BEST LAP TIME : 1:33.378 DIFFERENCE : 0.009

LAP	SECTOR 1	SECTOR 2	SECTOR 3	LAP TIME	MPH	DIFF	TIME OF DAY
1 -		43.451	22.454	1:43.855	84.34	10.477	14:58:01.510
2 -	30.274	41.682	22.020	1:33.976 **(2)**	93.21	0.598	14:59:35.486
3 -	30.368	42.275	22.033	1:34.676	92.52	1.298	15:01:10.162
4 -	30.205	41.991	22.225	1:34.421	92.77	1.043	15:02:44.583
5 -	30.473	42.151	***21.914***	1:34.538	92.65	1.160	15:04:19.121
6 -	***29.953***	***41.502***	21.923	***1:33.378*** **(1)**	***93.81***		***15:05:52.499***
7 -	29.979	42.086	22.070	1:34.135 **(3)**	93.05	0.757	15:07:26.634
8 -	30.429	42.249	22.107	1:34.785	92.41	1.407	15:09:01.419
9 -	30.144	41.864	22.517	1:34.525	92.67	1.147	15:10:35.944
10 -	30.322	41.825	22.036	1:34.183	93.00	0.805	15:12:10.127

P16 9 C Mark O'BRIEN Ducati - obrienhifi.com

IDEAL LAP TIME : 1:33.459 BEST LAP TIME : 1:33.524 DIFFERENCE : 0.065

LAP	SECTOR 1	SECTOR 2	SECTOR 3	LAP TIME	MPH	DIFF	TIME OF DAY
1 -		43.227	21.899	1:42.741	85.26	9.217	14:58:00.396
2 -	30.750	42.016	21.778	1:34.544	92.65	1.020	14:59:34.940
3 -	30.530	42.339	21.466	1:34.335 **(3)**	92.85	0.811	15:01:09.275
4 -	***30.117***	41.955	***21.452***	***1:33.524*** **(1)**	***93.66***		***15:02:42.799***
5 -	30.273	***41.890***	21.809	1:33.972 **(2)**	93.21	0.448	15:04:16.771
6 -	30.585	42.044	21.936	1:34.565	92.63	1.041	15:05:51.336
7 -	30.694	42.229	22.023	1:34.946	92.26	1.422	15:07:26.282
8 -	30.517	42.314	21.865	1:34.696	92.50	1.172	15:09:00.978
9 -	30.387	42.067	22.167	1:34.621	92.57	1.097	15:10:35.599
10 -	30.776	42.306	22.055	1:35.137	92.07	1.613	15:12:10.736

P17 15 C Mariusz SIEMIENIUK-JUZWIUK BMW - BELMONT AUTO SERVICE

IDEAL LAP TIME : 1:34.084 BEST LAP TIME : 1:34.422 DIFFERENCE : 0.338

LAP	SECTOR 1	SECTOR 2	SECTOR 3	LAP TIME	MPH	DIFF	TIME OF DAY
1 -		43.279	22.621	1:43.911	84.30	9.489	14:58:01.566
2 -	30.916	42.515	21.847	1:35.278	91.93	0.856	14:59:36.844
3 -	30.655	42.791	21.950	1:35.396	91.82	0.974	15:01:12.240
4 -	30.582	42.558	21.944	1:35.084	92.12	0.662	15:02:47.324
5 -	30.621	***42.151***	21.804	1:34.576 **(2)**	92.62	0.154	15:04:21.900
6 -	30.506	42.398	21.911	1:34.815	92.38	0.393	15:05:56.715
7 -	***30.174***	42.629	21.930	1:34.733 **(3)**	92.46	0.311	15:07:31.448
8 -	30.778	42.179	21.823	1:34.780	92.42	0.358	15:09:06.228
9 -	30.411	42.252	***21.759***	***1:34.422*** **(1)**	***92.77***		***15:10:40.650***
10 -	30.732	42.568	21.947	1:35.247	91.96	0.825	15:12:15.897

Weather / Track : Sunny / Dry

Brands Hatch GP
Circuit Length = 2.4332 miles
Start: 14:56 Flag 15:11 End: 15:13

BMCRC - MRO Championships 2018 - Rnd 6 @ Brands Hatch GP

Reactive Parts MRO Powerbikes inc BG Products Clubman 1000

RACE 9 - SECTOR ANALYSIS

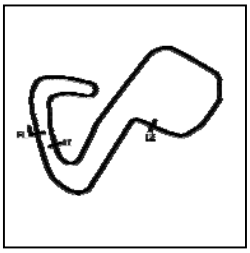

SECTOR 1 = FL to I1, SECTOR 2 = I1 to I2, SECTOR 3 = I2 to FL, DIFF = Difference To Personal Best Lap, P = Crossed Finish Line in Pit Lane, D = Time Disallowed

P18 32 Martin MORRIS Kawasaki - Morris Racing, Resolve, S.R. Hobby

IDEAL LAP TIME : 1:33.841 BEST LAP TIME : 1:34.360 DIFFERENCE : 0.519

LAP	SECTOR 1	SECTOR 2	SECTOR 3	LAP TIME	MPH	DIFF	TIME OF DAY
1 -		43.425	22.470	1:44.118	84.13	9.758	14:58:01.773
2 -	31.316	42.266	22.016	1:35.598	91.63	1.238	14:59:37.371
3 -	30.783	42.367	21.905	1:35.055	92.15	0.695	15:01:12.426
4 -	30.784	42.367	22.125	1:35.276	91.94	0.916	15:02:47.702
5 -	30.712	42.411	21.857	1:34.980	92.22	0.620	15:04:22.682
6 -	30.420	41.965	22.042	1:34.427 **(2)**	92.76	0.067	15:05:57.109
7 -	***30.216***	42.605	22.112	1:34.933	92.27	0.573	15:07:32.042
8 -	30.735	***41.880***	***21.745***	***1:34.360*** **(1)**	***92.83***		***15:09:06.402***
9 -	30.482	42.105	22.127	1:34.714 **(3)**	92.48	0.354	15:10:41.116
10 -	30.576	42.440	21.933	1:34.949	92.25	0.589	15:12:16.065

P19 154 C Michael WHISKER BMW - Soprema uk

IDEAL LAP TIME : 1:33.713 BEST LAP TIME : 1:33.785 DIFFERENCE : 0.072

LAP	SECTOR 1	SECTOR 2	SECTOR 3	LAP TIME	MPH	DIFF	TIME OF DAY
1 -		43.444	22.847	1:47.243	81.68	13.458	14:58:04.898
2 -	30.538	42.628	22.435	1:35.601	91.62	1.816	14:59:40.499
3 -	30.694	42.437	22.300	1:35.431	91.79	1.646	15:01:15.930
4 -	30.226	42.474	22.010	1:34.710	92.49	0.925	15:02:50.640
5 -	30.148	41.769	22.231	1:34.148 **(3)**	93.04	0.363	15:04:24.788
6 -	30.260	42.326	22.162	1:34.748	92.45	0.963	15:05:59.536
7 -	30.480	42.083	22.256	1:34.819	92.38	1.034	15:07:34.355
8 -	30.263	***41.756***	***21.944***	1:33.963 **(2)**	93.22	0.178	15:09:08.318
9 -	30.090	42.050	22.082	1:34.222	92.97	0.437	15:10:42.540
10 -	***30.013***	41.784	21.988	***1:33.785*** **(1)**	***93.40***		***15:12:16.325***

P20 75 Peter WOODALL BMW - Core Projects Ltd

IDEAL LAP TIME : 1:34.166 BEST LAP TIME : 1:34.296 DIFFERENCE : 0.130

LAP	SECTOR 1	SECTOR 2	SECTOR 3	LAP TIME	MPH	DIFF	TIME OF DAY
1 -		42.909	22.219	1:42.863	85.15	8.567	14:58:00.518
2 -	***30.200***	***41.911***	22.185	***1:34.296*** **(1)**	***92.89***		***14:59:34.814***
3 -	30.272	42.418	***22.055***	1:34.745 **(2)**	92.45	0.449	15:01:09.559
4 -	30.391	42.216	22.223	1:34.830 **(3)**	92.37	0.534	15:02:44.389
5 -	30.524	42.949	22.139	1:35.612	91.61	1.316	15:04:20.001
6 -	30.216	42.493	23.051	1:35.760	91.47	1.464	15:05:55.761
7 -	30.291	43.003	22.812	1:36.106	91.14	1.810	15:07:31.867
8 -	30.640	42.454	22.347	1:35.441	91.78	1.145	15:09:07.308
9 -	30.771	42.920	22.283	1:35.974	91.27	1.678	15:10:43.282
10 -	30.501	42.492	22.363	1:35.356	91.86	1.060	15:12:18.638

P21 200 C Scott HILLIARD Kawasaki - Stallion juice

IDEAL LAP TIME : 1:34.564 BEST LAP TIME : 1:34.807 DIFFERENCE : 0.243

LAP	SECTOR 1	SECTOR 2	SECTOR 3	LAP TIME	MPH	DIFF	TIME OF DAY
1 -		43.941	22.492	1:45.490	83.03	10.683	14:58:03.145
2 -	31.659	43.218	22.418	1:37.295	90.03	2.488	14:59:40.440
3 -	30.734	43.207	21.982	1:35.923	91.32	1.116	15:01:16.363
4 -	30.619	43.124	21.899	1:35.642	91.58	0.835	15:02:52.005
5 -	30.611	42.621	21.878	1:35.110	92.10	0.303	15:04:27.115
6 -	30.607	42.883	22.208	1:35.698	91.53	0.891	15:06:02.813
7 -	30.467	42.898	22.034	1:35.399	91.82	0.592	15:07:38.212
8 -	***30.196***	42.643	22.139	1:34.978 **(2)**	92.23	0.171	15:09:13.190
9 -	30.450	42.719	***21.861***	1:35.030 **(3)**	92.17	0.223	15:10:48.220
10 -	30.316	***42.507***	21.984	***1:34.807*** **(1)**	***92.39***		***15:12:23.027***

P22 74 C Andrew BURKE Honda -

IDEAL LAP TIME : 1:34.402 BEST LAP TIME : 1:34.592 DIFFERENCE : 0.190

LAP	SECTOR 1	SECTOR 2	SECTOR 3	LAP TIME	MPH	DIFF	TIME OF DAY

Weather / Track : Sunny / Dry

Brands Hatch GP
Circuit Length = 2.4332 miles
Start: 14:56 Flag 15:11 End: 15:13

BMCRC - MRO Championships 2018 - Rnd 6 @ Brands Hatch GP

Reactive Parts MRO Powerbikes inc BG Products Clubman 1000

RACE 9 - SECTOR ANALYSIS

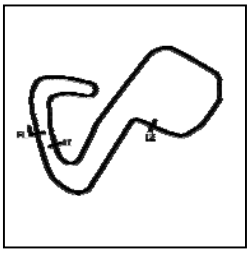

SECTOR 1 = FL to I1, SECTOR 2 = I1 to I2, SECTOR 3 = I2 to FL, DIFF = Difference To Personal Best Lap, P = Crossed Finish Line in Pit Lane, D = Time Disallowed

1 -		43.626	22.589	1:45.975	82.65	11.383	14:58:03.630
2 -	31.567	43.357	22.737	1:37.661	89.69	3.069	14:59:41.291
3 -	31.032	43.328	22.431	1:36.791	90.50	2.199	15:01:18.082
4 -	31.277	42.921	22.405	1:36.603	90.67	2.011	15:02:54.685
5 -	30.863	43.132	22.471	1:36.466	90.80	1.874	15:04:31.151
6 -	30.962	43.059	22.379	1:36.400	90.86	1.808	15:06:07.551
7 -	30.483	42.570	***22.085***	1:35.138 **(3)**	92.07	0.546	15:07:42.689
8 -	30.589	42.668	22.339	1:35.596	91.63	1.004	15:09:18.285
9 -	***30.347***	42.092	22.184	1:34.623 **(2)**	92.57	0.031	15:10:52.908
10 -	30.520	***41.970***	22.102	***1:34.592*** **(1)**	***92.60***		***15:12:27.500***

P23 27 C Dan COX Yamaha - GWC Joinery LTD/ DC Paintworx

IDEAL LAP TIME : 1:35.381 BEST LAP TIME : 1:35.650 DIFFERENCE : 0.269

LAP	SECTOR 1	SECTOR 2	SECTOR 3	LAP TIME	MPH	DIFF	TIME OF DAY
1 -		44.006	22.589	1:45.165	83.29	9.515	14:58:02.820
2 -	31.766	43.164	22.677	1:37.607	89.74	1.957	14:59:40.427
3 -	31.503	43.339	22.478	1:37.320	90.01	1.670	15:01:17.747
4 -	30.909	43.238	22.531	1:36.678	90.60	1.028	15:02:54.425
5 -	31.402	42.570	22.274	1:36.246	91.01	0.596	15:04:30.671
6 -	30.851	43.384	22.383	1:36.618	90.66	0.968	15:06:07.289
7 -	31.093	43.035	22.334	1:36.462	90.81	0.812	15:07:43.751
8 -	31.371	42.597	22.248	1:36.216 **(3)**	91.04	0.566	15:09:19.967
9 -	31.045	***42.457***	***22.191***	1:35.693 **(2)**	91.54	0.043	15:10:55.660
10 -	***30.733***	42.486	22.431	***1:35.650*** **(1)**	***91.58***		***15:12:31.310***

P24 55 C Paul GARNER Yamaha - A51 Racing

IDEAL LAP TIME : 1:35.405 BEST LAP TIME : 1:36.218 DIFFERENCE : 0.813

LAP	SECTOR 1	SECTOR 2	SECTOR 3	LAP TIME	MPH	DIFF	TIME OF DAY
1 -		43.840	22.548	1:45.720	82.85	9.502	14:58:03.375
2 -	32.041	43.457	22.085	1:37.583	89.76	1.365	14:59:40.958
3 -	31.161	43.324	22.425	1:36.910	90.39	0.692	15:01:17.868
4 -	31.068	43.098	22.578	1:36.744	90.54	0.526	15:02:54.612
5 -	31.518	42.914	***21.920***	1:36.352 **(2)**	90.91	0.134	15:04:30.964
6 -	***30.809***	43.250	22.326	1:36.385 **(3)**	90.88	0.167	15:06:07.349
7 -	31.227	43.045	22.319	1:36.591	90.69	0.373	15:07:43.940
8 -	31.386	42.933	22.216	1:36.535	90.74	0.317	15:09:20.475
9 -	31.241	***42.676***	22.301	***1:36.218*** **(1)**	***91.04***		***15:10:56.693***

P25 46 C Simon GATES Kawasaki - Team Kawafati

IDEAL LAP TIME : 1:35.833 BEST LAP TIME : 1:36.170 DIFFERENCE : 0.337

LAP	SECTOR 1	SECTOR 2	SECTOR 3	LAP TIME	MPH	DIFF	TIME OF DAY
1 -		43.615	22.737	1:46.719	82.08	10.549	14:58:04.374
2 -	31.837	44.062	22.447	1:38.346	89.07	2.176	14:59:42.720
3 -	31.373	42.831	22.404	1:36.608	90.67	0.438	15:01:19.328
4 -	31.508	43.002	22.258	1:36.768	90.52	0.598	15:02:56.096
5 -	31.439	42.967	22.262	1:36.668	90.61	0.498	15:04:32.764
6 -	31.357	43.320	22.299	1:36.976	90.33	0.806	15:06:09.740
7 -	31.131	***42.703***	22.336	***1:36.170*** **(1)**	***91.08***		***15:07:45.910***
8 -	31.190	43.064	***22.207***	1:36.461 **(3)**	90.81	0.291	15:09:22.371
9 -	***30.923***	43.228	22.303	1:36.454 **(2)**	90.81	0.284	15:10:58.825

P26 7 C John DAVIS Yamaha -

IDEAL LAP TIME : 1:35.721 BEST LAP TIME : 1:36.208 DIFFERENCE : 0.487

LAP	SECTOR 1	SECTOR 2	SECTOR 3	LAP TIME	MPH	DIFF	TIME OF DAY
1 -		43.787	22.827	1:47.178	81.73	10.970	14:58:04.833
2 -	32.078	43.834	22.593	1:38.505	88.92	2.297	14:59:43.338
3 -	31.071	43.409	22.548	1:37.028	90.28	0.820	15:01:20.366
4 -	31.107	42.896	22.445	1:36.448 **(3)**	90.82	0.240	15:02:56.814
5 -	31.117	43.057	22.517	1:36.691	90.59	0.483	15:04:33.505
6 -	31.038	43.261	***22.373***	1:36.672	90.61	0.464	15:06:10.177

Weather / Track : Sunny / Dry

Brands Hatch GP
Circuit Length = 2.4332 miles
Start: 14:56 Flag 15:11 End: 15:13

BMCRC - MRO Championships 2018 - Rnd 6 @ Brands Hatch GP

Reactive Parts MRO Powerbikes inc BG Products Clubman 1000

RACE 9 - SECTOR ANALYSIS

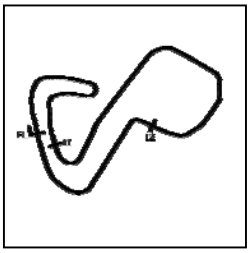

SECTOR 1 = FL to I1, SECTOR 2 = I1 to I2, SECTOR 3 = I2 to FL, DIFF = Difference To Personal Best Lap, P = Crossed Finish Line in Pit Lane, D = Time Disallowed

7 -	31.374	42.966	22.527	1:36.867		90.43	0.659	15:07:47.044
8 -	31.052	***42.632***	22.524	***1:36.208***	**(1)**	***91.05***		***15:09:23.252***
9 -	31.087	42.737	22.619	1:36.443	**(2)**	90.82	0.235	15:10:59.695

P27 24 Alan SMITH Kawasaki - Orwells Mcs

IDEAL LAP TIME : 1:34.678 BEST LAP TIME : 1:34.678 DIFFERENCE : 0.000

LAP	SECTOR 1	SECTOR 2	SECTOR 3	LAP TIME		MPH	DIFF	TIME OF DAY
1 -		44.567	23.226	1:51.008		78.91	16.330	14:58:08.663
2 -	31.936	43.970	22.683	1:38.589		88.85	3.911	14:59:47.252
3 -	31.399	44.058	22.336	1:37.793		89.57	3.115	15:01:25.045
4 -	31.803	42.575	22.161	1:36.539		90.73	1.861	15:03:01.584
5 -	31.086	42.779	22.333	1:36.198		91.06	1.520	15:04:37.782
6 -	30.847	42.776	22.284	1:35.907		91.33	1.229	15:06:13.689
7 -	31.099	42.472	22.274	1:35.845	**(3)**	91.39	1.167	15:07:49.534
8 -	30.941	42.282	22.484	1:35.707	**(2)**	91.52	1.029	15:09:25.241
9 -	***30.785***	***41.937***	***21.956***	***1:34.678***	**(1)**	***92.52***		***15:10:59.919***

P28 36 C James LYON Suzuki - Digitive Ltd

IDEAL LAP TIME : 1:36.359 BEST LAP TIME : 1:36.382 DIFFERENCE : 0.023

LAP	SECTOR 1	SECTOR 2	SECTOR 3	LAP TIME		MPH	DIFF	TIME OF DAY
1 -		44.858	22.674	1:48.486		80.74	12.104	14:58:06.141
2 -	31.320	43.568	22.956	1:37.844		89.52	1.462	14:59:43.985
3 -	31.474	43.620	22.452	1:37.546		89.80	1.164	15:01:21.531
4 -	31.589	43.520	22.535	1:37.644		89.71	1.262	15:02:59.175
5 -	31.528	43.359	22.549	1:37.436	**(3)**	89.90	1.054	15:04:36.611
6 -	31.608	44.091	22.475	1:38.174		89.22	1.792	15:06:14.785
7 -	31.146	***42.902***	***22.334***	***1:36.382***	**(1)**	***90.88***		***15:07:51.167***
8 -	***31.123***	42.976	22.743	1:36.842	**(2)**	90.45	0.460	15:09:28.009
9 -	31.478	43.305	22.894	1:37.677		89.68	1.295	15:11:05.686

P29 68 C Graham TINKER Kawasaki - Aquatix-2u Ltd

IDEAL LAP TIME : 1:37.331 BEST LAP TIME : 1:37.915 DIFFERENCE : 0.584

LAP	SECTOR 1	SECTOR 2	SECTOR 3	LAP TIME		MPH	DIFF	TIME OF DAY
1 -		44.736	23.075	1:49.989		79.64	12.074	14:58:07.644
2 -	31.712	44.290	22.917	1:38.919		88.55	1.004	14:59:46.563
3 -	31.349	43.952	23.044	1:38.345	**(3)**	89.07	0.430	15:01:24.908
4 -	31.621	44.203	23.053	1:38.877		88.59	0.962	15:03:03.785
5 -	31.469	44.481	23.070	1:39.020		88.46	1.105	15:04:42.805
6 -	32.042	44.310	***22.759***	1:39.111		88.38	1.196	15:06:21.916
7 -	31.383	***43.577***	22.955	***1:37.915***	**(1)**	***89.46***		***15:07:59.831***
8 -	31.067	43.978	23.036	1:38.081	**(2)**	89.31	0.166	15:09:37.912
9 -	31.484	44.387	22.951	1:38.822		88.64	0.907	15:11:16.734

P30 277 C Adrian AVERRE Yamaha - Ryders Alley Racing

IDEAL LAP TIME : 1:37.196 BEST LAP TIME : 1:37.843 DIFFERENCE : 0.647

LAP	SECTOR 1	SECTOR 2	SECTOR 3	LAP TIME		MPH	DIFF	TIME OF DAY
1 -		45.285	23.132	1:49.866		79.73	12.023	14:58:07.521
2 -	32.270	44.284	23.186	1:39.740		87.82	1.897	14:59:47.261
3 -	31.929	44.686	22.801	1:39.416		88.11	1.573	15:01:26.677
4 -	31.390	43.978	22.785	1:38.153	**(3)**	89.24	0.310	15:03:04.830
5 -	31.277	44.239	22.819	1:38.335		89.08	0.492	15:04:43.165
6 -	31.763	44.836	***22.520***	1:39.119		88.37	1.276	15:06:22.284
7 -	31.162	44.157	22.833	1:38.152	**(2)**	89.24	0.309	15:08:00.436
8 -	31.925	44.448	22.987	1:39.360		88.16	1.517	15:09:39.796
9 -	31.166	43.759	22.918	***1:37.843***	**(1)**	***89.52***		***15:11:17.639***

P31 43 C Robert CRESSWELL Kawasaki - ODDJOB Racing

IDEAL LAP TIME : 1:38.051 BEST LAP TIME : 1:38.322 DIFFERENCE : 0.271

LAP	SECTOR 1	SECTOR 2	SECTOR 3	LAP TIME	MPH	DIFF	TIME OF DAY

Weather / Track : Sunny / Dry

Brands Hatch GP
Circuit Length = 2.4332 miles
Start: 14:56 Flag 15:11 End: 15:13

BMCRC - MRO Championships 2018 - Rnd 6 @ Brands Hatch GP

Reactive Parts MRO Powerbikes inc BG Products Clubman 1000

RACE 9 - SECTOR ANALYSIS

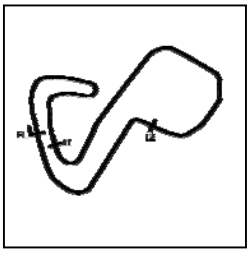

SECTOR 1 = FL to I1, SECTOR 2 = I1 to I2, SECTOR 3 = I2 to FL, DIFF = Difference To Personal Best Lap, P = Crossed Finish Line in Pit Lane, D = Time Disallowed

1 -		44.697	23.203	1:49.588	79.93	11.266	14:58:07.243
2 -	31.898	44.651	22.872	1:39.421	88.10	1.099	14:59:46.664
3 -	31.504	***43.884***	22.934	***1:38.322*** **(1)**	***89.09***		***15:01:24.986***
4 -	32.181	44.263	22.881	1:39.325	88.19	1.003	15:03:04.311
5 -	***31.396***	44.372	22.919	1:38.687 **(3)**	88.76	0.365	15:04:42.998
6 -	31.571	44.095	***22.771***	1:38.437 **(2)**	88.98	0.115	15:06:21.435
7 -	31.452	44.332	22.992	1:38.776	88.68	0.454	15:08:00.211
8 -	31.750	44.603	23.195	1:39.548	87.99	1.226	15:09:39.759
9 -	31.682	44.497	23.059	1:39.238	88.27	0.916	15:11:18.997

P32 333 C Andrew HOUGHTON Kawasaki - Greenham Kawasaki

IDEAL LAP TIME : 1:37.669 BEST LAP TIME : 1:37.882 DIFFERENCE : 0.213

LAP	SECTOR 1	SECTOR 2	SECTOR 3	LAP TIME	MPH	DIFF	TIME OF DAY
1 -		44.784	23.389	1:50.797	79.06	12.915	14:58:08.452
2 -	31.933	43.973	23.324	1:39.230	88.27	1.348	14:59:47.682
3 -	31.855	44.561	23.009	1:39.425	88.10	1.543	15:01:27.107
4 -	***31.492***	43.908	***22.722***	1:38.122 **(2)**	89.27	0.240	15:03:05.229
5 -	31.895	43.790	23.004	1:38.689 **(3)**	88.76	0.807	15:04:43.918
6 -	32.233	44.218	22.945	1:39.396	88.13	1.514	15:06:23.314
7 -	32.601	***43.455***	22.966	1:39.022	88.46	1.140	15:08:02.336
8 -	31.607	43.464	22.811	***1:37.882*** **(1)**	***89.49***		***15:09:40.218***
9 -	31.547	44.341	23.133	1:39.021	88.46	1.139	15:11:19.239

P33 34 C Jeremy NICHOLSON Yamaha - Freshwater Estates

IDEAL LAP TIME : 1:37.614 BEST LAP TIME : 1:37.864 DIFFERENCE : 0.250

LAP	SECTOR 1	SECTOR 2	SECTOR 3	LAP TIME	MPH	DIFF	TIME OF DAY
1 -		44.981	23.567	1:49.172	80.23	11.308	14:58:06.827
2 -	31.882	44.503	23.341	1:39.726	87.83	1.862	14:59:46.553
3 -	32.143	44.379	23.032	1:39.554	87.99	1.690	15:01:26.107
4 -	31.524	44.099	23.008	1:38.631 **(2)**	88.81	0.767	15:03:04.738
5 -	31.955	43.915	22.950	1:38.820	88.64	0.956	15:04:43.558
6 -	32.014	44.550	***22.885***	1:39.449	88.08	1.585	15:06:23.007
7 -	33.495	43.448	22.897	1:39.840	87.73	1.976	15:08:02.847
8 -	31.556	***43.259***	23.049	***1:37.864*** **(1)**	***89.51***		***15:09:40.711***
9 -	***31.470***	44.195	23.108	1:38.773 **(3)**	88.68	0.909	15:11:19.484

P34 111 Jonathan SHEPPARD Kawasaki - Genstar support ltd

IDEAL LAP TIME : 1:39.276 BEST LAP TIME : 1:39.377 DIFFERENCE : 0.101

LAP	SECTOR 1	SECTOR 2	SECTOR 3	LAP TIME	MPH	DIFF	TIME OF DAY
1 -		45.996	23.267	1:52.673	77.74	13.296	14:58:10.328
2 -	32.797	45.315	23.356	1:41.468	86.33	2.091	14:59:51.796
3 -	33.156	45.366	23.447	1:41.969	85.90	2.592	15:01:33.765
4 -	32.437	44.889	23.289	1:40.615	87.06	1.238	15:03:14.380
5 -	32.152	44.252	23.078	1:39.482 **(2)**	88.05	0.105	15:04:53.862
6 -	32.377	45.036	23.284	1:40.697	86.99	1.320	15:06:34.559
7 -	***32.088***	44.443	23.424	1:39.955 **(3)**	87.63	0.578	15:08:14.514
8 -	32.623	44.607	23.067	1:40.297	87.33	0.920	15:09:54.811
9 -	32.189	***44.233***	***22.955***	***1:39.377*** **(1)**	***88.14***		***15:11:34.188***

P35 31 Sam COX Yamaha -

IDEAL LAP TIME : 1:29.913 BEST LAP TIME : 1:29.913 DIFFERENCE : 0.000

LAP	SECTOR 1	SECTOR 2	SECTOR 3	LAP TIME	MPH	DIFF	TIME OF DAY
1 -		40.748	21.239	1:36.653	90.63	6.740	14:57:54.308
2 -	29.161	40.269	21.099	1:30.529	96.76	0.616	14:59:24.837
3 -	29.106	41.433	21.383	1:31.922	95.29	2.009	15:00:56.759
4 -	29.247	40.517	21.086	1:30.850	96.42	0.937	15:02:27.609
5 -	28.753	40.320	21.104	1:30.177 **(2)**	97.14	0.264	15:03:57.786
6 -	28.788	40.523	21.033	1:30.344 **(3)**	96.96	0.431	15:05:28.130
7 -	***28.700***	***40.237***	***20.976***	***1:29.913*** **(1)**	***97.42***		***15:06:58.043***
8 -	29.058	40.741	21.277	1:31.076	96.18	1.163	15:08:29.119

Weather / Track : Sunny / Dry

Brands Hatch GP
Circuit Length = 2.4332 miles
Start: 14:56 Flag 15:11 End: 15:13

BMCRC - MRO Championships 2018 - Rnd 6 @ Brands Hatch GP

Reactive Parts MRO Powerbikes inc BG Products Clubman 1000

RACE 9 - SECTOR ANALYSIS

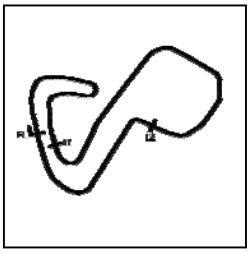

SECTOR 1 = FL to I1, SECTOR 2 = I1 to I2, SECTOR 3 = I2 to FL, DIFF = Difference To Personal Best Lap, P = Crossed Finish Line in Pit Lane, D = Time Disallowed

9 -	28.795	40.606	21.068	1:30.469	96.82	0.556	15:09:59.588
10 -	29.008	40.909	21.322	1:31.239	96.00	1.326	15:11:30.827

P36 28 Kelvin HOARE Kawasaki - Southern and Country Roofing Ltd

IDEAL LAP TIME : 1:36.158 BEST LAP TIME : 1:36.523 DIFFERENCE : 0.365

LAP	SECTOR 1	SECTOR 2	SECTOR 3	LAP TIME	MPH	DIFF	TIME OF DAY
1 -		44.070	22.825	1:47.745	81.30	11.222	14:58:05.400
2 -	31.258	42.749	***22.646***	1:36.653 **(3)**	90.63	0.130	14:59:42.053
3 -	31.207	42.566	22.852	1:36.625 **(2)**	90.65	0.102	15:01:18.678
4 -	***31.117***	42.562	22.844	***1:36.523*** **(1)**	***90.75***		***15:02:55.201***
5 -	31.509	***42.395***	22.868	1:36.772	90.52	0.249	15:04:31.973

P37 12 David COMBRINCK Honda -

IDEAL LAP TIME : 1:37.337 BEST LAP TIME : 1:37.457 DIFFERENCE : 0.120

LAP	SECTOR 1	SECTOR 2	SECTOR 3	LAP TIME	MPH	DIFF	TIME OF DAY
1 -		45.182	23.208	1:49.484	80.00	12.027	14:58:07.139
2 -	31.748	43.881	23.066	1:38.695	88.75	1.238	14:59:45.834
3 -	31.319	44.083	22.780	1:38.182 **(3)**	89.22	0.725	15:01:24.016
4 -	31.110	***43.519***	22.828	***1:37.457*** **(1)**	***89.88***		***15:03:01.473***
5 -	***31.058***	43.989	***22.760***	1:37.807 **(2)**	89.56	0.350	15:04:39.280

P38 51 Michael HOGARTH Kawasaki - WHR Racing

IDEAL LAP TIME : 1:38.329 BEST LAP TIME : 1:38.437 DIFFERENCE : 0.108

LAP	SECTOR 1	SECTOR 2	SECTOR 3	LAP TIME	MPH	DIFF	TIME OF DAY
1 -		45.465	24.328	1:51.752	78.38	13.315	14:58:09.407
2 -	31.779	44.136	23.297	1:39.212 **(3)**	88.29	0.775	14:59:48.619
3 -	31.674	44.150	23.123	1:38.947 **(2)**	88.53	0.510	15:01:27.566
4 -	31.739	***43.784***	***22.914***	***1:38.437*** **(1)**	***88.98***		***15:03:06.003***

P39 161 C Dean ANDERSON Honda - FOG Racing

IDEAL LAP TIME : 1:38.910 BEST LAP TIME : 1:39.549 DIFFERENCE : 0.639

LAP	SECTOR 1	SECTOR 2	SECTOR 3	LAP TIME	MPH	DIFF	TIME OF DAY
1 -		44.856	23.780	1:51.842	78.32	12.293	14:58:09.497
2 -	32.190	***44.377***	***22.982***	***1:39.549*** **(1)**	***87.99***		***14:59:49.046***

P40 37 C Aldo MORELLO Yamaha - Bitstocks & Reveal

IDEAL LAP TIME : 1:37.181 BEST LAP TIME : DIFFERENCE :

LAP	SECTOR 1	SECTOR 2	SECTOR 3	LAP TIME	MPH	DIFF	TIME OF DAY
1 -		***43.451***	***22.518***	1:45.253	83.22		14:58:02.908

Weather / Track : Sunny / Dry

Brands Hatch GP
Circuit Length = 2.4332 miles
Start: 14:56 Flag 15:11 End: 15:13

BMCRC - MRO Championships 2018 - Rnd 6 @ Brands Hatch GP

Reactive Parts MRO Powerbikes inc BG Products Clubman 1000

RACE 9 - BEST SECTORS

	SECTOR 1			SECTOR 2			SECTOR 3			IDEAL / BEST COMPARISON					
POS	NO	NAME	TIME	NO	NAME	TIME	NO	NAME	TIME	POS	NO	NAME	IDEAL	BEST	DIFF
												PERFECT LAP	1:29.565		
1	99	JOHNSON	28.602	99	JOHNSON	40.036	3	PARKER	20.927	1	99	JOHNSON	1:29.698	1:29.873	0.175
2	31	COX	28.700	1	MORPHETT	40.179	31	COX	20.976	2	31	COX	1:29.913	1:29.913	0.000
3	1	MORPHETT	28.777	31	COX	40.237	1	MORPHETT	21.003	3	1	MORPHETT	1:29.959	1:30.022	0.063
4	2	BAKER	28.831	72	O'BRIEN	40.246	99	JOHNSON	21.060	4	3	PARKER	1:30.118	1:30.118	0.000
5	3	PARKER	28.931	3	PARKER	40.260	72	O'BRIEN	21.119	5	72	O'BRIEN	1:30.376	1:30.376	0.000
6	72	O'BRIEN	29.011	2	BAKER	40.501	54	HENEGHAN	21.153	6	2	BAKER	1:30.638	1:30.981	0.343
7	71	NORTON	29.325	54	HENEGHAN	40.594	33	NEEVES	21.211	7	54	HENEGHAN	1:31.220	1:31.450	0.230
8	10	WILBY	29.353	71	NORTON	40.777	71	NORTON	21.305	8	71	NORTON	1:31.407	1:31.445	0.038
9	33	NEEVES	29.467	33	NEEVES	40.866	2	BAKER	21.306	9	33	NEEVES	1:31.544	1:31.643	0.099
10	54	HENEGHAN	29.473	10	WILBY	41.028	5	O'DONOVAN	21.360	10	10	WILBY	1:31.763	1:31.838	0.075
11	76	BYARD	29.700	76	BYARD	41.236	10	WILBY	21.382	11	5	O'DONOVAN	1:32.378	1:32.445	0.067
12	133	NEEVES	29.703	133	NEEVES	41.261	133	NEEVES	21.439	12	133	NEEVES	1:32.403	1:32.412	0.009
13	5	O'DONOVAN	29.751	5	O'DONOVAN	41.267	9	O'BRIEN	21.452	13	76	BYARD	1:32.537	1:32.724	0.187
14	62	SILVAIN	29.762	8	COUGHLAN	41.346	76	BYARD	21.601	14	62	SILVAIN	1:33.010	1:33.170	0.160
15	148	WILSON	29.953	148	WILSON	41.502	8	COUGHLAN	21.719	15	8	COUGHLAN	1:33.045	1:33.238	0.193
16	8	COUGHLAN	29.980	62	SILVAIN	41.524	62	SILVAIN	21.724	16	148	WILSON	1:33.369	1:33.378	0.009
17	154	WHISKER	30.013	154	WHISKER	41.756	32	MORRIS	21.745	17	9	O'BRIEN	1:33.459	1:33.524	0.065
18	9	O'BRIEN	30.117	32	MORRIS	41.880	15	SIEMIENIUK-JUZW	21.759	18	154	WHISKER	1:33.713	1:33.785	0.072
19	15	SIEMIENIUK-JUZW	30.174	9	O'BRIEN	41.890	200	HILLIARD	21.861	19	32	MORRIS	1:33.841	1:34.360	0.519
20	200	HILLIARD	30.196	75	WOODALL	41.911	148	WILSON	21.914	20	15	SIEMIENIUK-JUZWIU	1:34.084	1:34.422	0.338
21	75	WOODALL	30.200	24	SMITH	41.937	55	GARNER	21.920	21	75	WOODALL	1:34.166	1:34.296	0.130
22	32	MORRIS	30.216	74	BURKE	41.970	154	WHISKER	21.944	22	74	BURKE	1:34.402	1:34.592	0.190
23	74	BURKE	30.347	15	SIEMIENIUK-JUZW	42.151	24	SMITH	21.956	23	200	HILLIARD	1:34.564	1:34.807	0.243
24	7	DAVIS	30.716	28	HOARE	42.395	75	WOODALL	22.055	24	24	SMITH	1:34.678	1:34.678	0.000
25	27	COX	30.733	27	COX	42.457	74	BURKE	22.085	25	27	COX	1:35.381	1:35.650	0.269
26	24	SMITH	30.785	200	HILLIARD	42.507	27	COX	22.191	26	55	GARNER	1:35.405	1:36.218	0.813
27	55	GARNER	30.809	7	DAVIS	42.632	46	GATES	22.207	27	7	DAVIS	1:35.721	1:36.208	0.487
28	46	GATES	30.923	55	GARNER	42.676	36	LYON	22.334	28	46	GATES	1:35.833	1:36.170	0.337
29	277	AVERRE	30.930	46	GATES	42.703	7	DAVIS	22.373	29	28	HOARE	1:36.158	1:36.523	0.365
30	68	TINKER	30.995	36	LYON	42.902	37	MORELLO	22.518	30	36	LYON	1:36.359	1:36.382	0.023
31	12	COMBRINCK	31.058	34	NICHOLSON	43.259	277	AVERRE	22.520	31	37	MORELLO	1:37.181		
32	28	HOARE	31.117	37	MORELLO	43.451	28	HOARE	22.646	32	277	AVERRE	1:37.196	1:37.843	0.647
33	36	LYON	31.123	333	HOUGHTON	43.455	333	HOUGHTON	22.722	33	68	TINKER	1:37.331	1:37.915	0.584
34	37	MORELLO	31.212	12	COMBRINCK	43.519	68	TINKER	22.759	34	12	COMBRINCK	1:37.337	1:37.457	0.120
35	43	CRESSWELL	31.396	68	TINKER	43.577	12	COMBRINCK	22.760	35	34	NICHOLSON	1:37.614	1:37.864	0.250
36	34	NICHOLSON	31.470	277	AVERRE	43.746	43	CRESSWELL	22.771	36	333	HOUGHTON	1:37.669	1:37.882	0.213
37	333	HOUGHTON	31.492	51	HOGARTH	43.784	34	NICHOLSON	22.885	37	43	CRESSWELL	1:38.051	1:38.322	0.271
38	161	ANDERSON	31.551	43	CRESSWELL	43.884	51	HOGARTH	22.914	38	51	HOGARTH	1:38.329	1:38.437	0.108
39	51	HOGARTH	31.631	111	SHEPPARD	44.233	111	SHEPPARD	22.955	39	161	ANDERSON	1:38.910	1:39.549	0.639
40	111	SHEPPARD	32.088	161	ANDERSON	44.377	161	ANDERSON	22.982	40	111	SHEPPARD	1:39.276	1:39.377	0.101

Weather / Track : Sunny / Dry

Brands Hatch GP
Circuit Length = 2.4332 miles
Start: 14:56 Flag 15:11 End: 15:13

Results can be found at www.tsl-timing.com

Printed - 15:21 Saturday, 07 July 2018

BMCRC - MRO Championships 2018 - Rnd 6 @ Brands Hatch GP

Reactive Parts MRO Powerbikes inc BG Products Clubman 1000

RACE 9 - GRID (7 Laps)

ROW 15	45		44		43	333	1:37.882	Andrew HOUGHTON
ROW 14	42	136	Joe BALDRY	41	114	Ricky MARTIN	40	40	Aiden PATMORE
ROW 13	39	37	Aldo MORELLO	38	161	1:39.549	Dean ANDERSON	37	111	1:39.377	Jonathan SHEPPARD
ROW 12	36	51	1:38.437	Michael HOGARTH	35	43	1:38.322	Robert CRESSWELL	34	68	1:37.915	Graham TINKER
ROW 11	33	34	1:37.864	Jeremy NICHOLSON	32	277	1:37.843	Adrian AVERRE	31	12	1:37.457	David COMBRINCK
ROW 10	30	28	1:36.523	Kelvin HOARE	29	36	1:36.382	James LYON	28	55	1:36.218	Paul GARNER
ROW 9	27	7	1:36.208	John DAVIS	26	46	1:36.170	Simon GATES	25	27	1:35.650	Dan COX
ROW 8	24	200	1:34.807	Scott HILLIARD	23	24	1:34.678	Alan SMITH	22	74	1:34.592	Andrew BURKE
ROW 7	21	15	1:34.422	Mariusz SIEMIENIUK-JUZWIUK	20	32	1:34.360	Martin MORRIS	19	75	1:34.296	Peter WOODALL
ROW 6	18	154	1:33.785	Michael WHISKER	17	9	1:33.524	Mark O'BRIEN	16	148	1:33.378	Nicky WILSON
ROW 5	15	8	1:33.238	John COUGHLAN	14	62	1:33.170	Kevin SILVAIN	13	76	1:32.724	Jason BYARD
ROW 4	12	5	1:32.445	Kyle O'DONOVAN	11	133	1:32.412	Ben NEEVES	10	10	1:31.838	Paul WILBY
ROW 3	9	33	1:31.643	Michael NEEVES	8	54	1:31.450	Steve HENEGHAN	7	71	1:31.445	Tom NORTON
ROW 2	6	2	1:30.981	Peter BAKER	5	72	1:30.376	Michael O'BRIEN	4	3	1:30.118	Colin PARKER
ROW 1	3	1	1:30.022	Joe MORPHETT	2	31	1:29.913	Sam COX	1	99	1:29.873	Anthony JOHNSON

Pole

Brands Hatch GP
Circuit Length = 2.4332 miles

These results are provisional until the conclusion of any judicial and technical matters.

Clerk Of Course :		Timekeeper :

Results can be found at www.tsl-timing.com

Printed - 15:22 Saturday, 07 July 2018

BMCRC - MRO Championships 2018 - Rnd 6 @ Brands Hatch GP

Reactive Parts MRO Powerbikes inc BG Products Clubman 1000

RACE 9 - CLASSIFICATION

POS	NO	CL	PIC	NAME	ENTRY	LAPS	TIME	GAP	DIFF	MPH	BEST	ON
1	99		1	Anthony JOHNSON	BMW - Bexhill gearboxes	7	10:32.505			96.94	1:29.525	6
2	1		2	Joe MORPHETT	BMW - ASJ Racing	7	10:33.874	1.369	1.369	96.73	1:29.555	6
3	3		3	Colin PARKER	Yamaha - Global Robots	7	10:39.980	7.475	6.106	95.81	1:29.648	4
4	2		4	Peter BAKER	Kawasaki -	7	10:44.664	12.159	4.684	95.11	1:30.812	3
5	72		5	Michael O'BRIEN	Yamaha -	7	10:45.193	12.688	0.529	95.03	1:30.474	5
6	54		6	Steve HENEGHAN	Yamaha - ReactiveParts.com	7	10:46.692	14.187	1.499	94.81	1:30.763	5
7	71		7	Tom NORTON	Suzuki - Mike Newman Haulage	7	10:49.026	16.521	2.334	94.47	1:31.409	5
8	33		8	Michael NEEVES	BMW - Prime Factors Racing	7	10:51.785	19.280	2.759	94.07	1:31.406	4
9	10	C	1	Paul WILBY	Yamaha - MOREMOTO	7	10:53.633	21.128	1.848	93.81	1:31.686	3
10	76		9	Jason BYARD	Suzuki - May Construction	7	10:55.970	23.465	2.337	93.47	1:32.346	4
11	133		10	Ben NEEVES	BMW - Carl Cox Motorsport	7	10:56.057	23.552	0.087	93.46	1:32.354	5
12	8		11	John COUGHLAN	Aprilia - BIKERSWORLD	7	11:01.833	29.328	5.776	92.64	1:33.027	5
13	9	C	2	Mark O'BRIEN	Ducati - obrienhifi.com	7	11:01.904	29.399	0.071	92.64	1:32.319	3
14	5		12	Kyle O'DONOVAN	BMW - Global Robots	7	11:02.101	29.596	0.197	92.61	1:32.925	6
15	62	C	3	Kevin SILVAIN	Kawasaki - KSAUTOS	7	11:03.450	30.945	1.349	92.42	1:32.978	5
16	32		13	Martin MORRIS	Kawasaki - Morris Racing, Resolve, S.R. Hobby	7	11:09.135	36.630	5.685	91.63	1:34.015	4
17	15 *	C	4	Mariusz SIEMIENIUK-JUZWIUK	BMW - BELMONT AUTO SERVICE	7	11:13.096	40.591	3.961	91.09	1:32.723	5
18	200	C	5	Scott HILLIARD	Kawasaki - Stallion juice	7	11:16.010	43.505	2.914	90.70	1:34.244	7
19	154	C	6	Michael WHISKER	BMW - Soprema uk	7	11:16.158	43.653	0.148	90.68	1:34.400	5
20	75		14	Peter WOODALL	BMW - Core Projects Ltd	7	11:17.616	45.111	1.458	90.49	1:34.826	2
21	27	C	7	Dan COX	Yamaha - GWC Joinery LTD/ DC Paintworx	7	11:17.772	45.267	0.156	90.47	1:35.280	5
22	74	C	8	Andrew BURKE	Honda -	7	11:17.956	45.451	0.184	90.44	1:34.815	5
23	24		15	Alan SMITH	Kawasaki - Orwells Mcs	7	11:21.399	48.894	3.443	89.98	1:35.260	4
24	37	C	9	Aldo MORELLO	Yamaha - Bitstocks & Reveal	7	11:26.993	54.488	5.594	89.25	1:35.816	4
25	28		16	Kelvin HOARE	Kawasaki - Southern and Country Roofing Ltd	7	11:29.620	57.115	2.627	88.91	1:34.980	4
26	46	C	10	Simon GATES	Kawasaki - Team Kawafati	7	11:30.823	58.318	1.203	88.76	1:36.400	6
27	68	C	11	Graham TINKER	Kawasaki - Aquatix-2u Ltd	7	11:40.815	1:08.310	9.992	87.49	1:38.542	4
28	36	C	12	James LYON	Suzuki - Digitive Ltd	7	11:40.960	1:08.455	0.145	87.47	1:38.397	7
29	12		17	David COMBRINCK	Honda -	7	11:41.220	1:08.715	0.260	87.44	1:38.317	4
30	136		18	Joe BALDRY	BMW - Chilton Motors	7	11:41.414	1:08.909	0.194	87.42	1:38.353	4
31	43	C	13	Robert CRESSWELL	Kawasaki - ODDJOB Racing	7	11:42.374	1:09.869	0.960	87.30	1:38.228	4
32	34	C	14	Jeremy NICHOLSON	Yamaha - Freshwater Estates	7	11:42.757	1:10.252	0.383	87.25	1:38.525	4
33	277	C	15	Adrian AVERRE	Yamaha - Ryders Alley Racing	7	11:42.819	1:10.314	0.062	87.24	1:38.061	5
34	333	C	16	Andrew HOUGHTON	Kawasaki - Greenham Kawasaki	7	11:49.500	1:16.995	6.681	86.42	1:39.188	5
35	161	C	17	Dean ANDERSON	Honda - FOG Racing	7	11:50.556	1:18.051	1.056	86.29	1:39.326	6
36	111		19	Jonathan SHEPPARD	Kawasaki - Genstar support ltd	7	11:57.472	1:24.967	6.916	85.46	1:40.388	4

NOT CLASSIFIED

DNF	55	C		Paul GARNER	Yamaha - A51 Racing	5	8:13.092	2 Laps	2 Laps	88.82	1:35.835	4
DNF	31			Sam COX	Yamaha -	1	7:30.948	6 Laps	4 Laps	19.42		
DNF	7	C		John DAVIS	Yamaha -	0						

FASTEST LAP

99		Anthony JOHNSON	BMW - Bexhill gearboxes	6	1:29.525	97.84 mph	157.47 kph
10	C	Paul WILBY	Yamaha - MOREMOTO	3	1:31.686	95.54 mph	153.75 kph

*** No. 15 - 10 second penalty - jump start**
Class - 92.5% of Race Speed = 89.66 mph
Class C - 92.5% of Race Speed = 86.77 mph

Brands Hatch GP
Circuit Length = 2.4332 miles
Start: 13:52 Flag 14:02 End: 14:04

Weather / Track : Sunny / Dry
These results are provisional until the conclusion of any judicial and technical matters.

Clerk Of Course :		Timekeeper :

Results can be found at www.tsl-timing.com

Printed - 14:04 Sunday, 08 July 2018

BMCRC - MRO Championships 2018 - Rnd 6 @ Brands Hatch GP

Reactive Parts MRO Powerbikes inc BG Products Clubman 1000

RACE 9 - LAP CHART

LAP 1 @ 13:53:39.200

NO	BEHIND	LAP TIME
99		1:34.002
1	0.153	1:34.155
3	0.745	1:34.747
71	3.321	1:37.323
72	3.386	1:37.388
2	3.609	1:37.611
76	4.668	1:38.670
54	4.844	1:38.846
10	4.988	1:38.990
133	6.148	1:40.150
33	6.519	1:40.521
8	7.230	1:41.232
9	7.381	1:41.383
62	7.662	1:41.664
15	7.773	1:41.775
5	8.275	1:42.277
75	8.857	1:42.859
32	9.165	1:43.167
27	9.871	1:43.873
24	10.207	1:44.209
74	10.645	1:44.647
154	10.743	1:44.745
200	11.547	1:45.549
68	12.826	1:46.828
46	12.885	1:46.887
37	13.044	1:47.046
55	13.266	1:47.268
43	13.621	1:47.623
28	13.793	1:47.795
12	14.386	1:48.388
36	14.761	1:48.763
34	15.324	1:49.326
136	15.464	1:49.466
277	16.166	1:50.168
161	16.764	1:50.766
333	16.881	1:50.883
111	18.134	1:52.136

LAP 2 @ 13:55:09.124

NO	BEHIND	LAP TIME
99		1:29.924
1	0.114	1:29.885
3	0.955	1:30.134
71	5.153	1:31.756
2	5.252	1:31.567
72	5.522	1:32.060
54	6.883	1:31.963
10	7.560	1:32.496
33	8.730	1:32.135
76	8.901	1:34.157
133	9.559	1:33.335
8	11.153	1:33.847
9	11.205	1:33.748
62	11.771	1:34.033
5	11.955	1:33.604
15	12.052	1:34.203
75	13.759	1:34.826
32	13.835	1:34.594
27	15.880	1:35.933
154	15.948	1:35.129
74	16.418	1:35.697
24	16.761	1:36.478
200	16.994	1:35.371
37	19.657	1:36.537
55	19.892	1:36.550
28	20.139	1:36.270
68	22.099	1:39.197
46	22.243	1:39.282
43	22.529	1:38.832
12	23.462	1:39.000
36	23.850	1:39.013
34	24.000	1:38.600
136	24.448	1:38.908
277	25.225	1:38.983
333	26.579	1:39.622
161	27.091	1:40.251
111	28.650	1:40.440

LAP 3 @ 13:56:39.042

NO	BEHIND	LAP TIME
99		1:29.918
1	0.120	1:29.924
3	1.256	1:30.219
2	6.146	1:30.812
72	7.329	1:31.725
71	7.845	1:32.610
54	8.110	1:31.145
10	9.328	1:31.686
33	10.647	1:31.835
76	12.000	1:33.017
133	12.318	1:32.677
9	13.606	1:32.319
8	14.467	1:33.232
62	14.998	1:33.145
5	15.222	1:33.185
15	15.673	1:33.539
32	18.002	1:34.085
75	19.200	1:35.359
27	21.696	1:35.734
154	21.851	1:35.821
74	22.149	1:35.649
200	22.546	1:35.470
24	23.037	1:36.194
28	26.322	1:36.101
37	26.637	1:36.898
55	26.868	1:36.894
68	30.821	1:38.640
46	30.892	1:38.567
43	31.512	1:38.901
12	32.024	1:38.480
36	32.380	1:38.448
34	32.632	1:38.550
136	32.907	1:38.377
277	34.552	1:39.245
333	36.720	1:40.059
161	37.252	1:40.079
111	39.374	1:40.642

LAP 4 @ 13:58:08.821

NO	BEHIND	LAP TIME
99		1:29.779
1	0.134	1:29.793
3	1.125	1:29.648
2	7.598	1:31.231
72	8.278	1:30.728
54	9.634	1:31.303
71	9.865	1:31.799
10	11.832	1:32.283
33	12.274	1:31.406
76	14.567	1:32.346
133	15.013	1:32.474
9	17.180	1:33.353
8	17.797	1:33.109
62	18.260	1:33.041
5	18.429	1:32.986
15	18.982	1:33.088
32	22.238	1:34.015
75	25.357	1:35.936
27	27.275	1:35.358
154	27.427	1:35.355
200	27.751	1:34.984
74	27.982	1:35.612
24	28.518	1:35.260
28	31.523	1:34.980
37	32.674	1:35.816
55	32.924	1:35.835
46	37.728	1:36.615
68	39.584	1:38.542
43	39.961	1:38.228
12	40.562	1:38.317
36	41.218	1:38.617
34	41.378	1:38.525
136	41.481	1:38.353
277	43.145	1:38.372
333	47.250	1:40.309
161	47.611	1:40.138
111	49.983	1:40.388
31	3 Laps	7:30.948 P

LAP 5 @ 13:59:38.359

NO	BEHIND	LAP TIME
99		1:29.538
1	0.205	1:29.609
3	2.367	1:30.780
2	9.051	1:30.991
72	9.214	1:30.474
54	10.859	1:30.763
71	11.736	1:31.409
10	14.537	1:32.243
33	14.712	1:31.976
76	17.440	1:32.411
133	17.829	1:32.354
9	20.591	1:32.949
8	21.286	1:33.027
62	21.700	1:32.978
5	21.899	1:33.008
15	22.167	1:32.723
32	27.199	1:34.499
75	31.815	1:35.996
154	32.289	1:34.400
27	33.017	1:35.280
200	33.077	1:34.864
74	33.259	1:34.815
24	34.682	1:35.702
28	37.454	1:35.469
37	39.735	1:36.599
55	39.931	1:36.545
46	44.654	1:36.464
68	48.739	1:38.693
43	49.063	1:38.640
12	49.433	1:38.409
36	50.188	1:38.508
136	50.330	1:38.387
34	50.587	1:38.747
277	51.668	1:38.061
333	56.900	1:39.188
161	57.919	1:39.846
111	1:00.838	1:40.393

LAP 6 @ 14:01:07.884

NO	BEHIND	LAP TIME
99		1:29.525
1	0.235	1:29.555
3	4.490	1:31.648
2	10.380	1:30.854
72	10.974	1:31.285
54	12.499	1:31.165
71	14.283	1:32.072
33	17.145	1:31.958
10	18.154	1:33.142
76	20.628	1:32.713
133	20.853	1:32.549
9	24.946	1:33.880
8	25.141	1:33.380
5	25.299	1:32.925
15	26.468	1:33.826
62	26.488	1:34.313
32	32.239	1:34.565
154	39.029	1:36.265
200	39.080	1:35.528
75	39.421	1:37.131
27	39.604	1:36.112
74	39.700	1:35.966
24	41.324	1:36.167
28	47.340	1:39.411
37	47.514	1:37.304
46	51.529	1:36.400
68	59.102	1:39.888
12	59.399	1:39.491
36	59.877	1:39.214
43	1:00.058	1:40.520
136	1:00.101	1:39.296
34	1:00.428	1:39.366
277	1:01.080	1:38.937
333	1:07.099	1:39.724
161	1:07.720	1:39.326
111	1:13.993	1:42.680

LAP 7 @ 14:02:37.703

NO	BEHIND	LAP TIME
99		1:29.819
1	1.369	1:30.953
3	7.475	1:32.804
2	12.159	1:31.598
72	12.688	1:31.533
54	14.187	1:31.507
71	16.521	1:32.057
33	19.280	1:31.954
10	21.128	1:32.793
76	23.465	1:32.656
133	23.552	1:32.518
8	29.328	1:34.006
9	29.399	1:34.272
5	29.596	1:34.116
15	30.591	1:33.942
62	30.945	1:34.276
32	36.630	1:34.210
200	43.505	1:34.244
154	43.653	1:34.443
75	45.111	1:35.509
27	45.267	1:35.482
74	45.451	1:35.570
24	48.894	1:37.389
37	54.488	1:36.793
28	57.115	1:39.594
46	58.318	1:36.608
68	1:08.310	1:39.027
36	1:08.455	1:38.397
12	1:08.715	1:39.135
136	1:08.909	1:38.627
43	1:09.869	1:39.630
34	1:10.252	1:39.643
277	1:10.314	1:39.053
333	1:16.995	1:39.715
161	1:18.051	1:40.150
111	1:24.967	1:40.793

Brands Hatch GP
Circuit Length = 2.4332 miles
Start: 13:52 Flag 14:02 End: 14:04

Weather / Track : Sunny / Dry

BMCRC - MRO Championships 2018 - Rnd 6 @ Brands Hatch GP

Reactive Parts MRO Powerbikes inc BG Products Clubman 1000

RACE 9 - SECTOR ANALYSIS

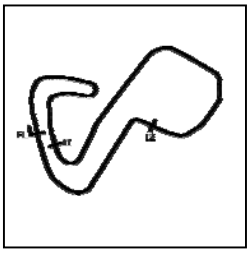

SECTOR 1 = FL to I1, SECTOR 2 = I1 to I2, SECTOR 3 = I2 to FL, DIFF = Difference To Personal Best Lap, P = Crossed Finish Line in Pit Lane, D = Time Disallowed

P1 99 Anthony JOHNSON BMW - Bexhill gearboxes

IDEAL LAP TIME : 1:29.346 BEST LAP TIME : 1:29.525 DIFFERENCE : 0.179

LAP	SECTOR 1	SECTOR 2	SECTOR 3	LAP TIME	MPH	DIFF	TIME OF DAY
1 -		***40.022***	21.242	1:34.002	93.18	4.477	13:53:39.200
2 -	28.687	40.030	21.207	1:29.924	97.41	0.399	13:55:09.124
3 -	28.437	40.177	21.304	1:29.918	97.42	0.393	13:56:39.042
4 -	28.514	40.137	21.128	1:29.779 **(3)**	97.57	0.254	13:58:08.821
5 -	28.404	40.116	***21.018***	1:29.538 **(2)**	97.83	0.013	13:59:38.359
6 -	28.342	40.031	21.152	***1:29.525*** **(1)**	***97.84***		***14:01:07.884***
7 -	***28.306***	40.331	21.182	1:29.819	97.52	0.294	14:02:37.703

P2 1 Joe MORPHETT BMW - ASJ Racing

IDEAL LAP TIME : 1:29.423 BEST LAP TIME : 1:29.555 DIFFERENCE : 0.132

LAP	SECTOR 1	SECTOR 2	SECTOR 3	LAP TIME	MPH	DIFF	TIME OF DAY
1 -		***39.904***	21.075	1:34.155	93.03	4.600	13:53:39.353
2 -	28.877	39.958	21.050	1:29.885	97.45	0.330	13:55:09.238
3 -	28.847	40.000	21.077	1:29.924	97.41	0.369	13:56:39.162
4 -	28.692	40.104	20.997	1:29.793 **(3)**	97.55	0.238	13:58:08.955
5 -	28.782	39.923	***20.904***	1:29.609 **(2)**	97.75	0.054	13:59:38.564
6 -	***28.615***	39.962	20.978	***1:29.555*** **(1)**	***97.81***		***14:01:08.119***
7 -	28.926	40.592	21.435	1:30.953	96.31	1.398	14:02:39.072

P3 3 Colin PARKER Yamaha - Global Robots

IDEAL LAP TIME : 1:29.648 BEST LAP TIME : 1:29.648 DIFFERENCE : 0.000

LAP	SECTOR 1	SECTOR 2	SECTOR 3	LAP TIME	MPH	DIFF	TIME OF DAY
1 -		40.398	20.861	1:34.747	92.45	5.099	13:53:39.945
2 -	28.893	40.266	20.975	1:30.134 **(2)**	97.18	0.486	13:55:10.079
3 -	28.896	40.358	20.965	1:30.219 **(3)**	97.09	0.571	13:56:40.298
4 -	***28.645***	***40.173***	***20.830***	***1:29.648*** **(1)**	***97.71***		***13:58:09.946***
5 -	29.290	40.300	21.190	1:30.780	96.49	1.132	13:59:40.726
6 -	29.303	41.016	21.329	1:31.648	95.58	2.000	14:01:12.374
7 -	29.501	41.474	21.829	1:32.804	94.39	3.156	14:02:45.178

P4 2 Peter BAKER Kawasaki -

IDEAL LAP TIME : 1:30.639 BEST LAP TIME : 1:30.812 DIFFERENCE : 0.173

LAP	SECTOR 1	SECTOR 2	SECTOR 3	LAP TIME	MPH	DIFF	TIME OF DAY
1 -		41.004	21.354	1:37.611	89.74	6.799	13:53:42.809
2 -	29.553	40.707	***21.307***	1:31.567	95.66	0.755	13:55:14.376
3 -	***28.855***	40.649	21.308	***1:30.812*** **(1)**	***96.46***		***13:56:45.188***
4 -	29.102	40.772	21.357	1:31.231	96.01	0.419	13:58:16.419
5 -	29.086	***40.477***	21.428	1:30.991 **(3)**	96.27	0.179	13:59:47.410
6 -	28.880	40.484	21.490	1:30.854 **(2)**	96.41	0.042	14:01:18.264
7 -	28.935	41.091	21.572	1:31.598	95.63	0.786	14:02:49.862

P5 72 Michael O'BRIEN Yamaha -

IDEAL LAP TIME : 1:30.267 BEST LAP TIME : 1:30.474 DIFFERENCE : 0.207

LAP	SECTOR 1	SECTOR 2	SECTOR 3	LAP TIME	MPH	DIFF	TIME OF DAY
1 -		41.282	21.339	1:37.388	89.94	6.914	13:53:42.586
2 -	29.800	40.997	21.263	1:32.060	95.15	1.586	13:55:14.646
3 -	29.616	40.955	***21.154***	1:31.725	95.50	1.251	13:56:46.371
4 -	***28.947***	40.541	21.240	1:30.728 **(2)**	96.55	0.254	13:58:17.099
5 -	28.989	***40.166***	21.319	***1:30.474*** **(1)**	***96.82***		***13:59:47.573***
6 -	29.174	40.709	21.402	1:31.285 **(3)**	95.96	0.811	14:01:18.858
7 -	29.208	40.800	21.525	1:31.533	95.70	1.059	14:02:50.391

P6 54 Steve HENEGHAN Yamaha - ReactiveParts.com

IDEAL LAP TIME : 1:30.620 BEST LAP TIME : 1:30.763 DIFFERENCE : 0.143

LAP	SECTOR 1	SECTOR 2	SECTOR 3	LAP TIME	MPH	DIFF	TIME OF DAY

Weather / Track : Sunny / Dry

Brands Hatch GP
Circuit Length = 2.4332 miles
Start: 13:52 Flag 14:02 End: 14:04

BMCRC - MRO Championships 2018 - Rnd 6 @ Brands Hatch GP

Reactive Parts MRO Powerbikes inc BG Products Clubman 1000

RACE 9 - SECTOR ANALYSIS

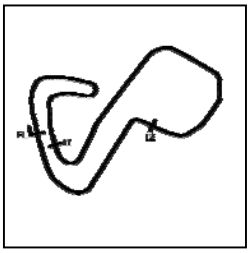

SECTOR 1 = FL to I1, SECTOR 2 = I1 to I2, SECTOR 3 = I2 to FL, DIFF = Difference To Personal Best Lap, P = Crossed Finish Line in Pit Lane, D = Time Disallowed

1 -		41.472	21.709	1:38.846	88.62	8.083	13:53:44.044
2 -	29.809	40.835	21.319	1:31.963	95.25	1.200	13:55:16.007
3 -	29.103	40.771	21.271	1:31.145 (2)	96.10	0.382	13:56:47.152
4 -	29.509	***40.398***	21.396	1:31.303	95.94	0.540	13:58:18.455
5 -	29.027	40.408	21.328	***1:30.763*** (1)	***96.51***		***13:59:49.218***
6 -	29.173	40.737	***21.255***	1:31.165 (3)	96.08	0.402	14:01:20.383
7 -	***28.967***	40.916	21.624	1:31.507	95.72	0.744	14:02:51.890

P7 71 Tom NORTON Suzuki - Mike Newman Haulage

IDEAL LAP TIME : 1:31.392 BEST LAP TIME : 1:31.409 DIFFERENCE : 0.017

LAP	SECTOR 1	SECTOR 2	SECTOR 3	LAP TIME	MPH	DIFF	TIME OF DAY
1 -		41.137	21.475	1:37.323	90.00	5.914	13:53:42.521
2 -	***29.394***	40.915	21.447	1:31.756 (2)	95.46	0.347	13:55:14.277
3 -	29.735	41.441	21.434	1:32.610	94.58	1.201	13:56:46.887
4 -	29.408	41.059	21.332	1:31.799 (3)	95.42	0.390	13:58:18.686
5 -	29.411	***40.732***	***21.266***	***1:31.409*** (1)	***95.83***		***13:59:50.095***
6 -	29.462	41.098	21.512	1:32.072	95.14	0.663	14:01:22.167
7 -	29.411	41.029	21.617	1:32.057	95.15	0.648	14:02:54.224

P8 33 Michael NEEVES BMW - Prime Factors Racing

IDEAL LAP TIME : 1:31.277 BEST LAP TIME : 1:31.406 DIFFERENCE : 0.129

LAP	SECTOR 1	SECTOR 2	SECTOR 3	LAP TIME	MPH	DIFF	TIME OF DAY
1 -		43.367	21.478	1:40.521	87.14	9.115	13:53:45.719
2 -	29.774	***40.846***	21.515	1:32.135	95.07	0.729	13:55:17.854
3 -	29.525	40.947	21.363	1:31.835 (2)	95.38	0.429	13:56:49.689
4 -	***29.196***	40.884	21.326	***1:31.406*** (1)	***95.83***		***13:58:21.095***
5 -	29.556	41.185	***21.235***	1:31.976	95.24	0.570	13:59:53.071
6 -	29.477	41.111	21.370	1:31.958	95.25	0.552	14:01:25.029
7 -	29.317	40.959	21.678	1:31.954 (3)	95.26	0.548	14:02:56.983

P9 10 C Paul WILBY Yamaha - MOREMOTO

IDEAL LAP TIME : 1:31.625 BEST LAP TIME : 1:31.686 DIFFERENCE : 0.061

LAP	SECTOR 1	SECTOR 2	SECTOR 3	LAP TIME	MPH	DIFF	TIME OF DAY
1 -		41.912	21.580	1:38.990	88.49	7.304	13:53:44.188
2 -	29.823	41.313	***21.360***	1:32.496	94.70	0.810	13:55:16.684
3 -	***29.258***	***41.007***	21.421	***1:31.686*** (1)	***95.54***		***13:56:48.370***
4 -	29.379	41.309	21.595	1:32.283 (3)	94.92	0.597	13:58:20.653
5 -	29.445	41.099	21.699	1:32.243 (2)	94.96	0.557	13:59:52.896
6 -	29.661	41.969	21.512	1:33.142	94.04	1.456	14:01:26.038
7 -	29.488	41.692	21.613	1:32.793	94.40	1.107	14:02:58.831

P10 76 Jason BYARD Suzuki - May Construction

IDEAL LAP TIME : 1:32.122 BEST LAP TIME : 1:32.346 DIFFERENCE : 0.224

LAP	SECTOR 1	SECTOR 2	SECTOR 3	LAP TIME	MPH	DIFF	TIME OF DAY
1 -		41.892	21.684	1:38.670	88.77	6.324	13:53:43.868
2 -	29.952	42.344	21.861	1:34.157	93.03	1.811	13:55:18.025
3 -	29.911	41.543	21.563	1:33.017	94.17	0.671	13:56:51.042
4 -	29.514	41.301	21.531	***1:32.346*** (1)	***94.85***		***13:58:23.388***
5 -	29.717	41.165	***21.529***	1:32.411 (2)	94.79	0.065	13:59:55.799
6 -	29.969	***41.107***	21.637	1:32.713	94.48	0.367	14:01:28.512
7 -	***29.486***	41.344	21.826	1:32.656 (3)	94.54	0.310	14:03:01.168

P11 133 Ben NEEVES BMW - Carl Cox Motorsport

IDEAL LAP TIME : 1:31.994 BEST LAP TIME : 1:32.354 DIFFERENCE : 0.360

LAP	SECTOR 1	SECTOR 2	SECTOR 3	LAP TIME	MPH	DIFF	TIME OF DAY
1 -		42.516	***21.407***	1:40.150	87.46	7.796	13:53:45.348
2 -	30.345	41.425	21.565	1:33.335	93.85	0.981	13:55:18.683
3 -	29.836	41.314	21.527	1:32.677	94.52	0.323	13:56:51.360
4 -	29.676	41.276	21.522	1:32.474 (2)	94.72	0.120	13:58:23.834

Weather / Track : Sunny / Dry

Brands Hatch GP
Circuit Length = 2.4332 miles
Start: 13:52 Flag 14:02 End: 14:04

BMCRC - MRO Championships 2018 - Rnd 6 @ Brands Hatch GP

Reactive Parts MRO Powerbikes inc BG Products Clubman 1000

RACE 9 - SECTOR ANALYSIS

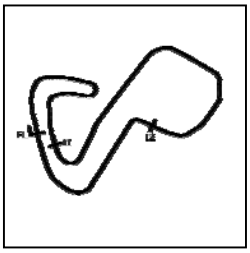

SECTOR 1 = FL to I1, SECTOR 2 = I1 to I2, SECTOR 3 = I2 to FL, DIFF = Difference To Personal Best Lap, P = Crossed Finish Line in Pit Lane, D = Time Disallowed

5 -	29.788	***41.032***	21.534	***1:32.354*** **(1)**	***94.85***		***13:59:56.188***
6 -	29.790	41.249	21.510	1:32.549	94.65	0.195	14:01:28.737
7 -	***29.555***	41.337	21.626	1:32.518 **(3)**	94.68	0.164	14:03:01.255

P12 8 John COUGHLAN Aprilia - BIKERSWORLD

IDEAL LAP TIME : 1:32.889 BEST LAP TIME : 1:33.027 DIFFERENCE : 0.138

LAP	SECTOR 1	SECTOR 2	SECTOR 3	LAP TIME	MPH	DIFF	TIME OF DAY
1 -		42.889	21.895	1:41.232	86.53	8.205	13:53:46.430
2 -	30.231	41.955	21.661	1:33.847	93.34	0.820	13:55:20.277
3 -	30.063	41.511	***21.658***	1:33.232 **(3)**	93.95	0.205	13:56:53.509
4 -	29.771	***41.468***	21.870	1:33.109 **(2)**	94.08	0.082	13:58:26.618
5 -	***29.763***	41.559	21.705	***1:33.027*** **(1)**	***94.16***		***13:59:59.645***
6 -	29.951	41.652	21.777	1:33.380	93.80	0.353	14:01:33.025
7 -	30.163	41.688	22.155	1:34.006	93.18	0.979	14:03:07.031

P13 9 C Mark O'BRIEN Ducati - obrienhifi.com

IDEAL LAP TIME : 1:32.286 BEST LAP TIME : 1:32.319 DIFFERENCE : 0.033

LAP	SECTOR 1	SECTOR 2	SECTOR 3	LAP TIME	MPH	DIFF	TIME OF DAY
1 -		42.994	21.745	1:41.383	86.40	9.064	13:53:46.581
2 -	30.453	41.709	21.586	1:33.748	93.44	1.429	13:55:20.329
3 -	29.575	***41.173***	***21.571***	***1:32.319*** **(1)**	***94.88***		***13:56:52.648***
4 -	***29.542***	41.547	22.264	1:33.353 **(3)**	93.83	1.034	13:58:26.001
5 -	29.914	41.366	21.669	1:32.949 **(2)**	94.24	0.630	13:59:58.950
6 -	30.059	41.908	21.913	1:33.880	93.30	1.561	14:01:32.830
7 -	30.037	42.066	22.169	1:34.272	92.92	1.953	14:03:07.102

P14 5 Kyle O'DONOVAN BMW - Global Robots

IDEAL LAP TIME : 1:32.668 BEST LAP TIME : 1:32.925 DIFFERENCE : 0.257

LAP	SECTOR 1	SECTOR 2	SECTOR 3	LAP TIME	MPH	DIFF	TIME OF DAY
1 -		43.462	21.884	1:42.277	85.64	9.352	13:53:47.475
2 -	30.163	41.655	21.786	1:33.604	93.58	0.679	13:55:21.079
3 -	30.010	41.421	21.754	1:33.185	94.00	0.260	13:56:54.264
4 -	30.063	***41.290***	21.633	1:32.986 **(2)**	94.20	0.061	13:58:27.250
5 -	***29.952***	41.524	21.532	1:33.008 **(3)**	94.18	0.083	14:00:00.258
6 -	30.142	41.357	***21.426***	***1:32.925*** **(1)**	***94.26***		***14:01:33.183***
7 -	30.131	41.967	22.018	1:34.116	93.07	1.191	14:03:07.299

P15 62 C Kevin SILVAIN Kawasaki - KSAUTOS

IDEAL LAP TIME : 1:32.714 BEST LAP TIME : 1:32.978 DIFFERENCE : 0.264

LAP	SECTOR 1	SECTOR 2	SECTOR 3	LAP TIME	MPH	DIFF	TIME OF DAY
1 -		43.771	21.870	1:41.664	86.16	8.686	13:53:46.862
2 -	30.182	42.025	21.826	1:34.033	93.15	1.055	13:55:20.895
3 -	29.710	41.673	21.762	1:33.145 **(3)**	94.04	0.167	13:56:54.040
4 -	29.690	***41.652***	21.699	1:33.041 **(2)**	94.15	0.063	13:58:27.081
5 -	***29.543***	41.916	***21.519***	***1:32.978*** **(1)**	***94.21***		***14:00:00.059***
6 -	29.855	42.527	21.931	1:34.313	92.88	1.335	14:01:34.372
7 -	30.183	42.190	21.903	1:34.276	92.91	1.298	14:03:08.648

P16 32 Martin MORRIS Kawasaki - Morris Racing, Resolve, S.R. Hobby

IDEAL LAP TIME : 1:33.726 BEST LAP TIME : 1:34.015 DIFFERENCE : 0.289

LAP	SECTOR 1	SECTOR 2	SECTOR 3	LAP TIME	MPH	DIFF	TIME OF DAY
1 -		43.412	22.116	1:43.167	84.90	9.152	13:53:48.365
2 -	30.486	42.147	21.961	1:34.594	92.60	0.579	13:55:22.959
3 -	30.157	42.179	21.749	1:34.085 **(2)**	93.10	0.070	13:56:57.044
4 -	***30.149***	41.895	21.971	***1:34.015*** **(1)**	***93.17***		***13:58:31.059***
5 -	30.697	42.084	***21.718***	1:34.499	92.69	0.484	14:00:05.558
6 -	30.591	42.019	21.955	1:34.565	92.63	0.550	14:01:40.123
7 -	30.400	***41.859***	21.951	1:34.210 **(3)**	92.98	0.195	14:03:14.333

Weather / Track : Sunny / Dry

Brands Hatch GP
Circuit Length = 2.4332 miles
Start: 13:52 Flag 14:02 End: 14:04

BMCRC - MRO Championships 2018 - Rnd 6 @ Brands Hatch GP

Reactive Parts MRO Powerbikes inc BG Products Clubman 1000

RACE 9 - SECTOR ANALYSIS

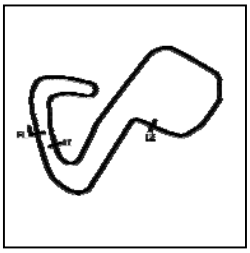

SECTOR 1 = FL to I1, SECTOR 2 = I1 to I2, SECTOR 3 = I2 to FL, DIFF = Difference To Personal Best Lap, P = Crossed Finish Line in Pit Lane, D = Time Disallowed

P17 15 C Mariusz SIEMIENIUK-JUZWIUK BMW - BELMONT AUTO SERVICE

IDEAL LAP TIME : 1:32.701 BEST LAP TIME : 1:32.723 DIFFERENCE : 0.022

LAP	SECTOR 1	SECTOR 2	SECTOR 3	LAP TIME	MPH	DIFF	TIME OF DAY
1 -		43.304	21.707	1:41.775	86.06	9.052	13:53:46.973
2 -	30.695	42.119	***21.389***	1:34.203	92.98	1.480	13:55:21.176
3 -	30.180	41.707	21.652	1:33.539 **(3)**	93.64	0.816	13:56:54.715
4 -	30.100	41.542	21.446	1:33.088 **(2)**	94.10	0.365	13:58:27.803
5 -	***29.983***	***41.329***	21.411	***1:32.723*** **(1)**	***94.47***		***14:00:00.526***
6 -	30.106	41.989	21.731	1:33.826	93.36	1.103	14:01:34.352
7 -	30.234	41.934	21.774	1:33.942	93.24	1.219	14:03:08.294

P18 200 C Scott HILLIARD Kawasaki - Stallion juice

IDEAL LAP TIME : 1:34.079 BEST LAP TIME : 1:34.244 DIFFERENCE : 0.165

LAP	SECTOR 1	SECTOR 2	SECTOR 3	LAP TIME	MPH	DIFF	TIME OF DAY
1 -		44.615	22.168	1:45.549	82.99	11.305	13:53:50.747
2 -	30.726	42.662	21.983	1:35.371	91.85	1.127	13:55:26.118
3 -	30.459	42.682	22.329	1:35.470	91.75	1.226	13:57:01.588
4 -	30.475	42.573	21.936	1:34.984 **(3)**	92.22	0.740	13:58:36.572
5 -	30.378	42.611	***21.875***	1:34.864 **(2)**	92.34	0.620	14:00:11.436
6 -	30.227	42.841	22.460	1:35.528	91.69	1.284	14:01:46.964
7 -	***30.006***	***42.198***	22.040	***1:34.244*** **(1)**	***92.94***		***14:03:21.208***

P19 154 C Michael WHISKER BMW - Soprema uk

IDEAL LAP TIME : 1:33.939 BEST LAP TIME : 1:34.400 DIFFERENCE : 0.461

LAP	SECTOR 1	SECTOR 2	SECTOR 3	LAP TIME	MPH	DIFF	TIME OF DAY
1 -		43.787	22.212	1:44.745	83.62	10.345	13:53:49.943
2 -	30.683	42.522	21.924	1:35.129 **(3)**	92.08	0.729	13:55:25.072
3 -	30.859	42.899	22.063	1:35.821	91.41	1.421	13:57:00.893
4 -	30.984	42.481	21.890	1:35.355	91.86	0.955	13:58:36.248
5 -	30.455	***42.086***	21.859	***1:34.400*** **(1)**	***92.79***		***14:00:10.648***
6 -	***30.166***	43.561	22.538	1:36.265	90.99	1.865	14:01:46.913
7 -	30.237	42.519	***21.687***	1:34.443 **(2)**	92.75	0.043	14:03:21.356

P20 75 Peter WOODALL BMW - Core Projects Ltd

IDEAL LAP TIME : 1:34.807 BEST LAP TIME : 1:34.826 DIFFERENCE : 0.019

LAP	SECTOR 1	SECTOR 2	SECTOR 3	LAP TIME	MPH	DIFF	TIME OF DAY
1 -		43.353	***22.158***	1:42.859	85.16	8.033	13:53:48.057
2 -	***30.256***	***42.393***	22.177	***1:34.826*** **(1)**	***92.37***		***13:55:22.883***
3 -	30.542	42.591	22.226	1:35.359 **(2)**	91.86	0.533	13:56:58.242
4 -	30.546	42.711	22.679	1:35.936	91.30	1.110	13:58:34.178
5 -	30.586	43.009	22.401	1:35.996	91.25	1.170	14:00:10.174
6 -	30.569	43.397	23.165	1:37.131	90.18	2.305	14:01:47.305
7 -	30.578	42.531	22.400	1:35.509 **(3)**	91.71	0.683	14:03:22.814

P21 27 C Dan COX Yamaha - GWC Joinery LTD/ DC Paintworx

IDEAL LAP TIME : 1:35.064 BEST LAP TIME : 1:35.280 DIFFERENCE : 0.216

LAP	SECTOR 1	SECTOR 2	SECTOR 3	LAP TIME	MPH	DIFF	TIME OF DAY
1 -		43.561	22.308	1:43.873	84.33	8.593	13:53:49.071
2 -	30.921	42.766	22.246	1:35.933	91.31	0.653	13:55:25.004
3 -	30.738	42.828	22.168	1:35.734	91.50	0.454	13:57:00.738
4 -	30.654	42.596	22.108	1:35.358 **(2)**	91.86	0.078	13:58:36.096
5 -	***30.577***	42.648	***22.055***	***1:35.280*** **(1)**	***91.93***		***14:00:11.376***
6 -	30.834	42.637	22.641	1:36.112	91.14	0.832	14:01:47.488
7 -	30.933	***42.432***	22.117	1:35.482 **(3)**	91.74	0.202	14:03:22.970

P22 74 C Andrew BURKE Honda -

IDEAL LAP TIME : 1:34.776 BEST LAP TIME : 1:34.815 DIFFERENCE : 0.039

LAP	SECTOR 1	SECTOR 2	SECTOR 3	LAP TIME	MPH	DIFF	TIME OF DAY

Weather / Track : Sunny / Dry

Brands Hatch GP
Circuit Length = 2.4332 miles
Start: 13:52 Flag 14:02 End: 14:04

BMCRC - MRO Championships 2018 - Rnd 6 @ Brands Hatch GP

Reactive Parts MRO Powerbikes inc BG Products Clubman 1000

RACE 9 - SECTOR ANALYSIS

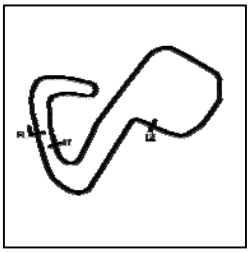

SECTOR 1 = FL to I1, SECTOR 2 = I1 to I2, SECTOR 3 = I2 to FL, DIFF = Difference To Personal Best Lap, P = Crossed Finish Line in Pit Lane, D = Time Disallowed

1 -		43.646	22.454	1:44.647	83.70	9.832	13:53:49.845
2 -	***30.429***	43.206	22.062	1:35.697	91.53	0.882	13:55:25.542
3 -	30.883	42.505	22.261	1:35.649	91.58	0.834	13:57:01.191
4 -	30.493	43.185	21.934	1:35.612 **(3)**	91.61	0.797	13:58:36.803
5 -	30.468	***42.481***	***21.866***	***1:34.815*** **(1)**	***92.38***		***14:00:11.618***
6 -	30.833	42.580	22.553	1:35.966	91.28	1.151	14:01:47.584
7 -	30.542	42.509	22.519	1:35.570 **(2)**	91.65	0.755	14:03:23.154

P23 24 Alan SMITH — Kawasaki - Orwells Mcs

IDEAL LAP TIME : 1:34.747 BEST LAP TIME : 1:35.260 DIFFERENCE : 0.513

LAP	SECTOR 1	SECTOR 2	SECTOR 3	LAP TIME	MPH	DIFF	TIME OF DAY
1 -		43.390	22.281	1:44.209	84.05	8.949	13:53:49.407
2 -	31.196	43.130	22.152	1:36.478	90.79	1.218	13:55:25.885
3 -	31.373	42.771	***22.050***	1:36.194	91.06	0.934	13:57:02.079
4 -	30.991	***42.217***	22.052	***1:35.260*** **(1)**	***91.95***		***13:58:37.339***
5 -	***30.480***	43.076	22.146	1:35.702 **(2)**	91.53	0.442	14:00:13.041
6 -	31.014	42.757	22.396	1:36.167 **(3)**	91.08	0.907	14:01:49.208
7 -	31.093	43.335	22.961	1:37.389	89.94	2.129	14:03:26.597

P24 37 C Aldo MORELLO — Yamaha - Bitstocks & Reveal

IDEAL LAP TIME : 1:35.816 BEST LAP TIME : 1:35.816 DIFFERENCE : 0.000

LAP	SECTOR 1	SECTOR 2	SECTOR 3	LAP TIME	MPH	DIFF	TIME OF DAY
1 -		44.157	22.691	1:47.046	81.83	11.230	13:53:52.244
2 -	31.173	43.009	22.355	1:36.537 **(2)**	90.74	0.721	13:55:28.781
3 -	31.115	43.195	22.588	1:36.898	90.40	1.082	13:57:05.679
4 -	***30.842***	***42.668***	***22.306***	***1:35.816*** **(1)**	***91.42***		***13:58:41.495***
5 -	31.051	43.046	22.502	1:36.599 **(3)**	90.68	0.783	14:00:18.094
6 -	31.313	43.629	22.362	1:37.304	90.02	1.488	14:01:55.398
7 -	30.963	43.142	22.688	1:36.793	90.50	0.977	14:03:32.191

P25 28 Kelvin HOARE — Kawasaki - Southern and Country Roofing Ltd

IDEAL LAP TIME : 1:34.920 BEST LAP TIME : 1:34.980 DIFFERENCE : 0.060

LAP	SECTOR 1	SECTOR 2	SECTOR 3	LAP TIME	MPH	DIFF	TIME OF DAY
1 -		43.972	22.925	1:47.795	81.26	12.815	13:53:52.993
2 -	31.615	***42.284***	22.371	1:36.270	90.99	1.290	13:55:29.263
3 -	31.215	42.560	22.326	1:36.101 **(3)**	91.15	1.121	13:57:05.364
4 -	***30.432***	42.344	***22.204***	***1:34.980*** **(1)**	***92.22***		***13:58:40.344***
5 -	30.552	42.514	22.403	1:35.469 **(2)**	91.75	0.489	14:00:15.813
6 -	30.890	45.925	22.596	1:39.411	88.11	4.431	14:01:55.224
7 -	31.204	43.699	24.691	1:39.594	87.95	4.614	14:03:34.818

P26 46 C Simon GATES — Kawasaki - Team Kawafati

IDEAL LAP TIME : 1:36.236 BEST LAP TIME : 1:36.400 DIFFERENCE : 0.164

LAP	SECTOR 1	SECTOR 2	SECTOR 3	LAP TIME	MPH	DIFF	TIME OF DAY
1 -		44.561	22.684	1:46.887	81.95	10.487	13:53:52.085
2 -	32.720	43.724	22.838	1:39.282	88.23	2.882	13:55:31.367
3 -	32.002	43.708	22.857	1:38.567	88.87	2.167	13:57:09.934
4 -	31.236	42.991	***22.388***	1:36.615	90.66	0.215	13:58:46.549
5 -	31.192	***42.855***	22.417	1:36.464 **(2)**	90.80	0.064	14:00:23.013
6 -	***30.993***	42.866	22.541	***1:36.400*** **(1)**	***90.86***		***14:01:59.413***
7 -	31.126	42.883	22.599	1:36.608 **(3)**	90.67	0.208	14:03:36.021

P27 68 C Graham TINKER — Kawasaki - Aquatix-2u Ltd

IDEAL LAP TIME : 1:38.050 BEST LAP TIME : 1:38.542 DIFFERENCE : 0.492

LAP	SECTOR 1	SECTOR 2	SECTOR 3	LAP TIME	MPH	DIFF	TIME OF DAY
1 -		44.630	22.905	1:46.828	81.99	8.286	13:53:52.026
2 -	32.664	43.649	22.884	1:39.197	88.30	0.655	13:55:31.223
3 -	***31.674***	43.946	23.020	1:38.640 **(2)**	88.80	0.098	13:57:09.863
4 -	31.915	43.825	***22.802***	***1:38.542*** **(1)**	***88.89***		***13:58:48.405***

Weather / Track : Sunny / Dry

Brands Hatch GP
Circuit Length = 2.4332 miles
Start: 13:52 Flag 14:02 End: 14:04

BMCRC - MRO Championships 2018 - Rnd 6 @ Brands Hatch GP

Reactive Parts MRO Powerbikes inc BG Products Clubman 1000

RACE 9 - SECTOR ANALYSIS

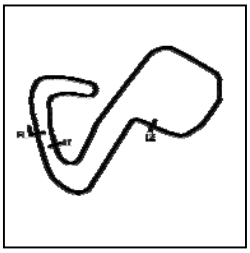

SECTOR 1 = FL to I1, SECTOR 2 = I1 to I2, SECTOR 3 = I2 to FL, DIFF = Difference To Personal Best Lap, P = Crossed Finish Line in Pit Lane, D = Time Disallowed

5 -	31.807	43.914	22.972	1:38.693 **(3)**	88.75	0.151	14:00:27.098
6 -	32.084	44.549	23.255	1:39.888	87.69	1.346	14:02:06.986
7 -	32.481	***43.574***	22.972	1:39.027	88.45	0.485	14:03:46.013

P28 36 C James LYON Suzuki - Digitive Ltd

IDEAL LAP TIME : 1:37.834 BEST LAP TIME : 1:38.397 DIFFERENCE : 0.563

LAP	SECTOR 1	SECTOR 2	SECTOR 3	LAP TIME	MPH	DIFF	TIME OF DAY
1 -		44.503	23.107	1:48.763	80.53	10.366	13:53:53.961
2 -	31.607	44.159	23.247	1:39.013	88.47	0.616	13:55:32.974
3 -	31.858	43.766	22.824	1:38.448 **(2)**	88.97	0.051	13:57:11.422
4 -	31.648	43.910	23.059	1:38.617	88.82	0.220	13:58:50.039
5 -	31.683	43.856	22.969	1:38.508 **(3)**	88.92	0.111	14:00:28.547
6 -	***31.587***	44.402	23.225	1:39.214	88.29	0.817	14:02:07.761
7 -	32.150	***43.678***	***22.569***	***1:38.397*** **(1)**	***89.02***		***14:03:46.158***

P29 12 David COMBRINCK Honda -

IDEAL LAP TIME : 1:37.596 BEST LAP TIME : 1:38.317 DIFFERENCE : 0.721

LAP	SECTOR 1	SECTOR 2	SECTOR 3	LAP TIME	MPH	DIFF	TIME OF DAY
1 -		45.330	22.979	1:48.388	80.81	10.071	13:53:53.586
2 -	31.626	44.281	23.093	1:39.000	88.48	0.683	13:55:32.586
3 -	***31.315***	44.369	22.796	1:38.480 **(3)**	88.95	0.163	13:57:11.066
4 -	31.675	43.950	22.692	***1:38.317*** **(1)**	***89.09***		***13:58:49.383***
5 -	31.397	44.307	22.705	1:38.409 **(2)**	89.01	0.092	14:00:27.792
6 -	31.800	44.458	23.233	1:39.491	88.04	1.174	14:02:07.283
7 -	32.854	***43.675***	***22.606***	1:39.135	88.36	0.818	14:03:46.418

P30 136 Joe BALDRY BMW - Chilton Motors

IDEAL LAP TIME : 1:37.766 BEST LAP TIME : 1:38.353 DIFFERENCE : 0.587

LAP	SECTOR 1	SECTOR 2	SECTOR 3	LAP TIME	MPH	DIFF	TIME OF DAY
1 -		44.856	22.979	1:49.466	80.02	11.113	13:53:54.664
2 -	***31.567***	44.305	23.036	1:38.908	88.56	0.555	13:55:33.572
3 -	31.859	43.987	22.531	1:38.377 **(2)**	89.04	0.024	13:57:11.949
4 -	31.745	43.866	22.742	***1:38.353*** **(1)**	***89.06***		***13:58:50.302***
5 -	31.847	***43.703***	22.837	1:38.387 **(3)**	89.03	0.034	14:00:28.689
6 -	31.666	44.690	22.940	1:39.296	88.21	0.943	14:02:07.985
7 -	32.294	43.837	***22.496***	1:38.627	88.81	0.274	14:03:46.612

P31 43 C Robert CRESSWELL Kawasaki - ODDJOB Racing

IDEAL LAP TIME : 1:38.170 BEST LAP TIME : 1:38.228 DIFFERENCE : 0.058

LAP	SECTOR 1	SECTOR 2	SECTOR 3	LAP TIME	MPH	DIFF	TIME OF DAY
1 -		45.043	22.816	1:47.623	81.39	9.395	13:53:52.821
2 -	32.108	44.098	22.626	1:38.832 **(3)**	88.63	0.604	13:55:31.653
3 -	31.930	44.264	22.707	1:38.901	88.57	0.673	13:57:10.554
4 -	31.789	***43.962***	***22.477***	***1:38.228*** **(1)**	***89.17***		***13:58:48.782***
5 -	***31.731***	44.285	22.624	1:38.640 **(2)**	88.80	0.412	14:00:27.422
6 -	32.380	45.141	22.999	1:40.520	87.14	2.292	14:02:07.942
7 -	32.267	44.648	22.715	1:39.630	87.92	1.402	14:03:47.572

P32 34 C Jeremy NICHOLSON Yamaha - Freshwater Estates

IDEAL LAP TIME : 1:37.902 BEST LAP TIME : 1:38.525 DIFFERENCE : 0.623

LAP	SECTOR 1	SECTOR 2	SECTOR 3	LAP TIME	MPH	DIFF	TIME OF DAY
1 -		44.629	23.326	1:49.326	80.12	10.801	13:53:54.524
2 -	***31.434***	44.129	23.037	1:38.600 **(3)**	88.84	0.075	13:55:33.124
3 -	31.981	43.838	***22.731***	1:38.550 **(2)**	88.88	0.025	13:57:11.674
4 -	31.635	43.908	22.982	***1:38.525*** **(1)**	***88.90***		***13:58:50.199***
5 -	32.196	***43.737***	22.814	1:38.747	88.70	0.222	14:00:28.946
6 -	31.720	44.597	23.049	1:39.366	88.15	0.841	14:02:08.312
7 -	32.347	44.422	22.874	1:39.643	87.91	1.118	14:03:47.955

Brands Hatch GP
Circuit Length = 2.4332 miles
Start: 13:52 Flag 14:02 End: 14:04

Weather / Track : Sunny / Dry

BMCRC - MRO Championships 2018 - Rnd 6 @ Brands Hatch GP

Reactive Parts MRO Powerbikes inc BG Products Clubman 1000

RACE 9 - SECTOR ANALYSIS

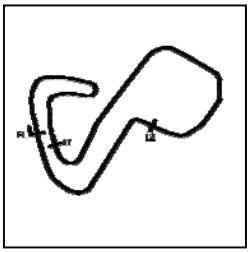

SECTOR 1 = FL to I1, SECTOR 2 = I1 to I2, SECTOR 3 = I2 to FL, DIFF = Difference To Personal Best Lap, P = Crossed Finish Line in Pit Lane, D = Time Disallowed

P33 277 C Adrian AVERRE Yamaha - Ryders Alley Racing

IDEAL LAP TIME : 1:37.706 BEST LAP TIME : 1:38.061 DIFFERENCE : 0.355

LAP	SECTOR 1	SECTOR 2	SECTOR 3	LAP TIME	MPH	DIFF	TIME OF DAY
1 -		45.530	22.840	1:50.168	79.51	12.107	13:53:55.366
2 -	31.651	44.606	22.726	1:38.983	88.49	0.922	13:55:34.349
3 -	31.979	44.268	22.998	1:39.245	88.26	1.184	13:57:13.594
4 -	31.675	***43.924***	22.773	1:38.372 **(2)**	89.04	0.311	13:58:51.966
5 -	***31.320***	44.103	22.638	***1:38.061*** **(1)**	***89.33***		***14:00:30.027***
6 -	31.348	44.402	23.187	1:38.937 **(3)**	88.53	0.876	14:02:08.964
7 -	31.698	44.893	***22.462***	1:39.053	88.43	0.992	14:03:48.017

P34 333 C Andrew HOUGHTON Kawasaki - Greenham Kawasaki

IDEAL LAP TIME : 1:38.744 BEST LAP TIME : 1:39.188 DIFFERENCE : 0.444

LAP	SECTOR 1	SECTOR 2	SECTOR 3	LAP TIME	MPH	DIFF	TIME OF DAY
1 -		45.088	23.081	1:50.883	79.00	11.695	13:53:56.081
2 -	32.313	44.390	***22.919***	1:39.622 **(2)**	87.93	0.434	13:55:35.703
3 -	31.921	44.931	23.207	1:40.059	87.54	0.871	13:57:15.762
4 -	***31.845***	45.198	23.266	1:40.309	87.32	1.121	13:58:56.071
5 -	31.899	44.201	23.088	***1:39.188*** **(1)**	***88.31***		***14:00:35.259***
6 -	32.089	44.366	23.269	1:39.724	87.84	0.536	14:02:14.983
7 -	32.033	***43.980***	23.702	1:39.715 **(3)**	87.84	0.527	14:03:54.698

P35 161 C Dean ANDERSON Honda - FOG Racing

IDEAL LAP TIME : 1:38.943 BEST LAP TIME : 1:39.326 DIFFERENCE : 0.383

LAP	SECTOR 1	SECTOR 2	SECTOR 3	LAP TIME	MPH	DIFF	TIME OF DAY
1 -		45.486	23.182	1:50.766	79.08	11.440	13:53:55.964
2 -	32.087	44.575	23.589	1:40.251	87.37	0.925	13:55:36.215
3 -	32.439	44.390	23.250	1:40.079 **(3)**	87.52	0.753	13:57:16.294
4 -	32.083	44.944	***23.111***	1:40.138	87.47	0.812	13:58:56.432
5 -	31.866	44.838	23.142	1:39.846 **(2)**	87.73	0.520	14:00:36.278
6 -	31.865	***44.241***	23.220	***1:39.326*** **(1)**	***88.19***		***14:02:15.604***
7 -	***31.591***	44.441	24.118	1:40.150	87.46	0.824	14:03:55.754

P36 111 Jonathan SHEPPARD Kawasaki - Genstar support ltd

IDEAL LAP TIME : 1:40.095 BEST LAP TIME : 1:40.388 DIFFERENCE : 0.293

LAP	SECTOR 1	SECTOR 2	SECTOR 3	LAP TIME	MPH	DIFF	TIME OF DAY
1 -		45.422	23.329	1:52.136	78.11	11.748	13:53:57.334
2 -	32.405	44.739	23.296	1:40.440 **(3)**	87.21	0.052	13:55:37.774
3 -	32.218	44.923	23.501	1:40.642	87.03	0.254	13:57:18.416
4 -	32.476	***44.648***	***23.264***	***1:40.388*** **(1)**	***87.25***		***13:58:58.804***
5 -	***32.183***	44.802	23.408	1:40.393 **(2)**	87.25	0.005	14:00:39.197
6 -	33.687	45.213	23.780	1:42.680	85.31	2.292	14:02:21.877
7 -	32.403	44.980	23.410	1:40.793	86.90	0.405	14:04:02.670

P37 55 C Paul GARNER Yamaha - A51 Racing

IDEAL LAP TIME : 1:35.717 BEST LAP TIME : 1:35.835 DIFFERENCE : 0.118

LAP	SECTOR 1	SECTOR 2	SECTOR 3	LAP TIME	MPH	DIFF	TIME OF DAY
1 -		44.350	22.846	1:47.268	81.66	11.433	13:53:52.466
2 -	31.670	***42.559***	22.321	1:36.550 **(3)**	90.72	0.715	13:55:29.016
3 -	31.236	43.194	22.464	1:36.894	90.40	1.059	13:57:05.910
4 -	***30.952***	42.677	***22.206***	***1:35.835*** **(1)**	***91.40***		***13:58:41.745***
5 -	31.087	43.049	22.409	1:36.545 **(2)**	90.73	0.710	14:00:18.290

P38 31 Sam COX Yamaha -

IDEAL LAP TIME : BEST LAP TIME : DIFFERENCE :

LAP	SECTOR 1	SECTOR 2	SECTOR 3	LAP TIME	MPH	DIFF	TIME OF DAY
1 -	***OUTLAP***	***51.298***	***IN PIT***	7:30.948 **P**	19.42		13:59:36.146

Weather / Track : Sunny / Dry

Brands Hatch GP
Circuit Length = 2.4332 miles
Start: 13:52 Flag 14:02 End: 14:04

BMCRC - MRO Championships 2018 - Rnd 6 @ Brands Hatch GP

Reactive Parts MRO Powerbikes inc BG Products Clubman 1000

RACE 9 - BEST SECTORS

	SECTOR 1			SECTOR 2			SECTOR 3			IDEAL / BEST COMPARISON					
POS	NO	NAME	TIME	NO	NAME	TIME	NO	NAME	TIME	POS	NO	NAME	IDEAL	BEST	DIFF
												PERFECT LAP	1:29.040		
1	99	JOHNSON	28.306	1	MORPHETT	39.904	3	PARKER	20.830	1	99	JOHNSON	1:29.346	1:29.525	0.179
2	1	MORPHETT	28.615	99	JOHNSON	40.022	1	MORPHETT	20.904	2	1	MORPHETT	1:29.423	1:29.555	0.132
3	3	PARKER	28.645	72	O'BRIEN	40.166	99	JOHNSON	21.018	3	3	PARKER	1:29.648	1:29.648	0.000
4	2	BAKER	28.855	3	PARKER	40.173	72	O'BRIEN	21.154	4	72	O'BRIEN	1:30.267	1:30.474	0.207
5	72	O'BRIEN	28.947	54	HENEGHAN	40.398	33	NEEVES	21.235	5	54	HENEGHAN	1:30.620	1:30.763	0.143
6	54	HENEGHAN	28.967	2	BAKER	40.477	54	HENEGHAN	21.255	6	2	BAKER	1:30.639	1:30.812	0.173
7	33	NEEVES	29.196	71	NORTON	40.732	71	NORTON	21.266	7	33	NEEVES	1:31.277	1:31.406	0.129
8	10	WILBY	29.258	33	NEEVES	40.846	2	BAKER	21.307	8	71	NORTON	1:31.392	1:31.409	0.017
9	71	NORTON	29.394	10	WILBY	41.007	10	WILBY	21.360	9	10	WILBY	1:31.625	1:31.686	0.061
10	76	BYARD	29.486	133	NEEVES	41.032	15	SIEMIENIUK-JUZW	21.389	10	133	NEEVES	1:31.994	1:32.354	0.360
11	9	O'BRIEN	29.542	76	BYARD	41.107	133	NEEVES	21.407	11	76	BYARD	1:32.122	1:32.346	0.224
12	62	SILVAIN	29.543	9	O'BRIEN	41.173	5	O'DONOVAN	21.426	12	9	O'BRIEN	1:32.286	1:32.319	0.033
13	133	NEEVES	29.555	5	O'DONOVAN	41.290	62	SILVAIN	21.519	13	5	O'DONOVAN	1:32.668	1:32.925	0.257
14	8	COUGHLAN	29.763	15	SIEMIENIUK-JUZW	41.329	76	BYARD	21.529	14	15	SIEMIENIUK-JUZWIU	1:32.701	1:32.723	0.022
15	5	O'DONOVAN	29.952	8	COUGHLAN	41.468	9	O'BRIEN	21.571	15	62	SILVAIN	1:32.714	1:32.978	0.264
16	15	SIEMIENIUK-JUZW	29.983	62	SILVAIN	41.652	8	COUGHLAN	21.658	16	8	COUGHLAN	1:32.889	1:33.027	0.138
17	200	HILLIARD	30.006	32	MORRIS	41.859	154	WHISKER	21.687	17	32	MORRIS	1:33.726	1:34.015	0.289
18	32	MORRIS	30.149	154	WHISKER	42.086	32	MORRIS	21.718	18	154	WHISKER	1:33.939	1:34.400	0.461
19	154	WHISKER	30.166	200	HILLIARD	42.198	74	BURKE	21.866	19	200	HILLIARD	1:34.079	1:34.244	0.165
20	75	WOODALL	30.256	24	SMITH	42.217	200	HILLIARD	21.875	20	24	SMITH	1:34.747	1:35.260	0.513
21	74	BURKE	30.429	28	HOARE	42.284	24	SMITH	22.050	21	74	BURKE	1:34.776	1:34.815	0.039
22	28	HOARE	30.432	75	WOODALL	42.393	27	COX	22.055	22	75	WOODALL	1:34.807	1:34.826	0.019
23	24	SMITH	30.480	27	COX	42.432	75	WOODALL	22.158	23	28	HOARE	1:34.920	1:34.980	0.060
24	27	COX	30.577	74	BURKE	42.481	28	HOARE	22.204	24	27	COX	1:35.064	1:35.280	0.216
25	37	MORELLO	30.842	55	GARNER	42.559	55	GARNER	22.206	25	55	GARNER	1:35.717	1:35.835	0.118
26	55	GARNER	30.952	37	MORELLO	42.668	37	MORELLO	22.306	26	37	MORELLO	1:35.816	1:35.816	0.000
27	46	GATES	30.993	46	GATES	42.855	46	GATES	22.388	27	46	GATES	1:36.236	1:36.400	0.164
28	12	COMBRINCK	31.315	68	TINKER	43.574	277	AVERRE	22.462	28	12	COMBRINCK	1:37.596	1:38.317	0.721
29	277	AVERRE	31.320	12	COMBRINCK	43.675	43	CRESSWELL	22.477	29	277	AVERRE	1:37.706	1:38.061	0.355
30	34	NICHOLSON	31.434	36	LYON	43.678	136	BALDRY	22.496	30	136	BALDRY	1:37.766	1:38.353	0.587
31	136	BALDRY	31.567	136	BALDRY	43.703	36	LYON	22.569	31	36	LYON	1:37.834	1:38.397	0.563
32	36	LYON	31.587	34	NICHOLSON	43.737	12	COMBRINCK	22.606	32	34	NICHOLSON	1:37.902	1:38.525	0.623
33	161	ANDERSON	31.591	277	AVERRE	43.924	34	NICHOLSON	22.731	33	68	TINKER	1:38.050	1:38.542	0.492
34	68	TINKER	31.674	43	CRESSWELL	43.962	68	TINKER	22.802	34	43	CRESSWELL	1:38.170	1:38.228	0.058
35	43	CRESSWELL	31.731	333	HOUGHTON	43.980	333	HOUGHTON	22.919	35	333	HOUGHTON	1:38.744	1:39.188	0.444
36	333	HOUGHTON	31.845	161	ANDERSON	44.241	161	ANDERSON	23.111	36	161	ANDERSON	1:38.943	1:39.326	0.383
37	111	SHEPPARD	32.183	111	SHEPPARD	44.648	111	SHEPPARD	23.264	37	111	SHEPPARD	1:40.095	1:40.388	0.293
38				31	COX	51.298				38	31	COX			
39															

Weather / Track : Sunny / Dry

Brands Hatch GP
Circuit Length = 2.4332 miles
Start: 13:52 Flag 14:02 End: 14:04

Results can be found at www.tsl-timing.com

Printed - 14:05 Sunday, 08 July 2018

BMCRC - MRO Championships 2018 - Rnd 6 @ Brands Hatch GP

Reactive Parts MRO Powerbikes inc BG Products Clubman 1000

RACE 19 - GRID (7 Laps)

ROW 15	45	44	43 **333** 1:39.188 Andrew HOUGHTON
ROW 14	42 **40** Aiden PATMORE	41 **114** Ricky MARTIN	40 **51** Michael HOGARTH
ROW 13	39 **148** Nicky WILSON	38 **7** John DAVIS	37 **31** Sam COX
ROW 12	36 **111** 1:40.388 Jonathan SHEPPARD	35 **161** 1:39.326 Dean ANDERSON	34 **68** 1:38.542 Graham TINKER
ROW 11	33 **34** 1:38.525 Jeremy NICHOLSON	32 **36** 1:38.397 James LYON	31 **136** 1:38.353 Joe BALDRY
ROW 10	30 **12** 1:38.317 David COMBRINCK	29 **43** 1:38.228 Robert CRESSWELL	28 **277** 1:38.061 Adrian AVERRE
ROW 9	27 **46** 1:36.400 Simon GATES	26 **55** 1:35.835 Paul GARNER	25 **37** 1:35.816 Aldo MORELLO
ROW 8	24 **27** 1:35.280 Dan COX	23 **24** 1:35.260 Alan SMITH	22 **28** 1:34.980 Kelvin HOARE
ROW 7	21 **75** 1:34.826 Peter WOODALL	20 **74** 1:34.815 Andrew BURKE	19 **154** 1:34.400 Michael WHISKER
ROW 6	18 **200** 1:34.244 Scott HILLIARD	17 **32** 1:34.015 Martin MORRIS	16 **8** 1:33.027 John COUGHLAN
ROW 5	15 **62** 1:32.978 Kevin SILVAIN	14 **5** 1:32.925 Kyle O'DONOVAN	13 **15** 1:32.723 Mariusz SIEMIENIUK-JUZWIUK
ROW 4	12 **133** 1:32.354 Ben NEEVES	11 **76** 1:32.346 Jason BYARD	10 **9** 1:32.319 Mark O'BRIEN
ROW 3	9 **10** 1:31.686 Paul WILBY	8 **71** 1:31.409 Tom NORTON	7 **33** 1:31.406 Michael NEEVES
ROW 2	6 **2** 1:30.812 Peter BAKER	5 **54** 1:30.763 Steve HENEGHAN	4 **72** 1:30.474 Michael O'BRIEN
ROW 1	3 **3** 1:29.648 Colin PARKER	2 **1** 1:29.555 Joe MORPHETT	1 **99** 1:29.525 Anthony JOHNSON **Pole**

Brands Hatch GP
Circuit Length = 2.4332 miles

These results are provisional until the conclusion of any judicial and technical matters.

Clerk Of Course :		Timekeeper :

Results can be found at www.tsl-timing.com

Printed - 14:08 Sunday, 08 July 2018

BMCRC-MRO Championships 2018

BMCRC Rookie 600 & 1000

Brands Hatch GP

7th & 8th July 2018

Results Provided by Timing Solutions Ltd
www.tsl-timing.com

Brands Hatch GP

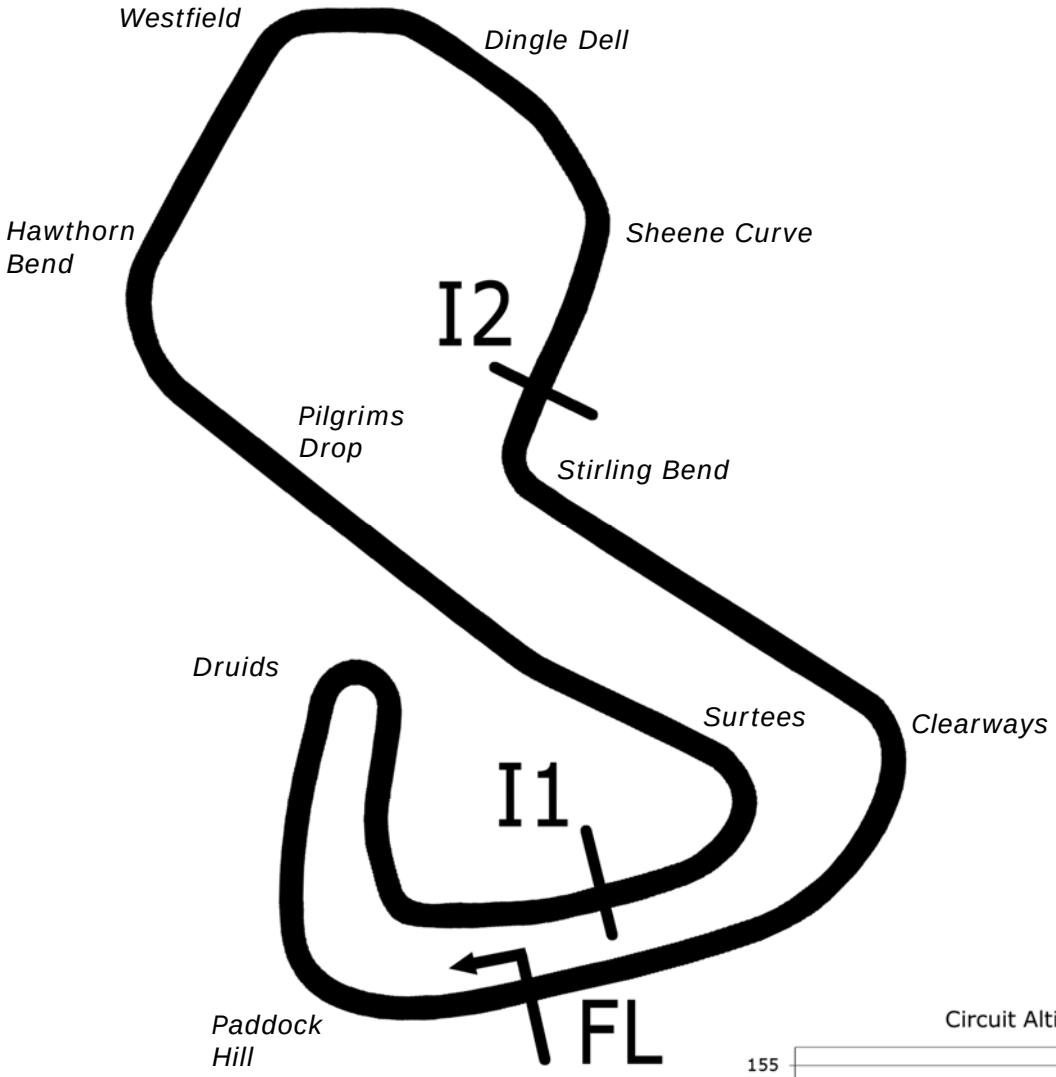

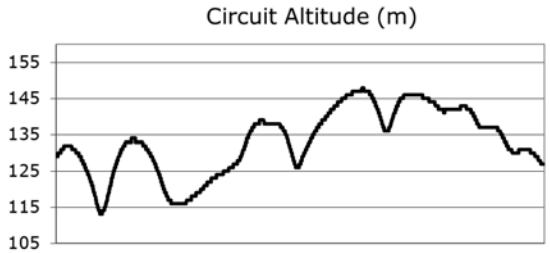

Length	2.4332 miles	3916.0 m	
FL		51.36032 N	0.26032 E
I1	1116m	51.35934 N	0.25955 E
I2	2928m	51.35532 N	0.26250 E
Pit Entry	3646m	51.35911 N	0.25743 E
Pit Exit	26m after FL	51.36027 N	0.26078 E

Pit Entry–Pit Exit 277m, 16.6s @60kph, 12.4s @80kph

All results available at www.tsl-timing.com

BMCRC - MRO Championships 2018 - Rnd 6 @ Brands Hatch GP

L&W Contractors Rookie 600 & 1000

QUALIFYING - CLASSIFICATION

POS	NO	CL	PIC	NAME	ENTRY	TIME	ON	LAPS	GAP	DIFF	MPH
1	272	1000	1	Daniel JOHNSON	BMW -	1:37.231	4	7			90.09
2	175	1000	2	Mark KENDLE	Kawasaki - LiMAR OILTOOLS	1:37.281	6	7	0.050	0.050	90.04
3	110	1000	3	Peter GUNN	BMW - Cannon BMW Motorrad	1:38.042	4	6	0.811	0.761	89.34
4	109	1000	4	Chris CAYFORD	Yamaha -	1:38.820	3	4	1.589	0.778	88.64
5	50	1000	5	Dan WELFORD	Suzuki - SEG Sussex Electric Gates/ Vistec systems	1:38.884	6	6	1.653	0.064	88.58
6	97	1000	6	Antony STROUD	Kawaski - A class asbestos limited	1:39.310	4	5	2.079	0.426	88.20
7	39	600	1	Max MORGAN	Kawasaki - MSS PERFORMANCE	1:39.753	6	6	2.522	0.443	87.81
8	161	1000	7	Dean ANDERSON	Honda - FOG Racing	1:40.099	4	4	2.868	0.346	87.51
9	195	1000	8	Glenn WALSH	Kawasaki - GW ELECTRICAL	1:40.327	6	6	3.096	0.228	87.31
10	47	600	2	James PEAKE	Yamaha - Tommy Clarke's Tree surgey and Garden Main	1:40.827	5	6	3.596	0.500	86.87
11	818	600	3	Alex BARKER	Yamaha - Courtneys Vehicle Logistics & Barker Woodrow	1:41.352	5	6	4.121	0.525	86.42
12	194	600	4	Liam CRACKNELL	Kawasaki -	1:41.930	6	6	4.699	0.578	85.93
13	107	600	5	Michael WHEELDON	Triumph -	1:42.054	6	6	4.823	0.124	85.83
14	99	1000	9	Robert BREEN	Suzuki - Traxden Motorcycles	1:42.611	6	6	5.380	0.557	85.36
15	21	600	6	Nick WHITCHER	Yamaha -	1:42.947	4	6	5.716	0.336	85.09
16	2*	600	7	Toby TRUNDLE	Triumph - Harris Motorcycles Ltd - Harlow Essex	1:43.477	6	6	6.246	0.530	84.65
17	42	600	8	Michael ATTWOOD	Yamaha - Moremoto	1:44.123	6	6	6.892	0.646	84.12
18	100	600	9	Craig HOWTON	Suzuki - Me	1:44.167	4	4	6.936	0.044	84.09
19	188	600	10	Dawid KRAWIECKI	Yamaha - Code Blue LTD	1:44.697	3	6	7.466	0.530	83.66
20	31	600	11	Daniel BOUDIER	Yamaha - Deben Racing	1:45.112	6	6	7.881	0.415	83.33
21	646	1000	10	Sukhminder RAI	Aprilia - Asian Sensation	1:45.188	5	6	7.957	0.076	83.27
22	18	600	12	Jamie THOMAS	Suzuki - Team RubyRacing	1:45.459	6	6	8.228	0.271	83.06
23	481	600	13	Clinton KEULDER	Yamaha -	1:45.698	3	6	8.467	0.239	82.87
24	82	1000	11	Matthew HAWKINS	Yamaha -	1:45.861	5	6	8.630	0.163	82.74
25	8	600	14	Dave SAUNDERS	Honda -	1:48.361	5	6	11.130	2.500	80.83
26	69	600	15	Robert WINDEATT	Triumph - L&W Contractors	1:48.606	4	6	11.375	0.245	80.65
27	59	1000	12	Dave NESTER	Bmw -	1:48.838	5	6	11.607	0.232	80.48
28	199	1000	13	Michael FROST	Suzuki -	1:49.106	3	4	11.875	0.268	80.28
29	669	1000	14	Jon HILL	Honda - HM Racing	1:50.294	3	4	13.063	1.188	79.42
30	77	1000	15	Alin TEODORESCU	Suzuki -	1:54.395	6	6	17.164	4.101	76.57
31	903	600	16	Jeremy BONSOR	Kawasaki -	1:54.574	6	6	17.343	0.179	76.45
32	37	600	17	Ricky WOODS	Suzuki - RW Racing	1:54.824	4	4	17.593	0.250	76.28
33	33	600	18	Mark LAWRENCE	Honda - Sarky racing	1:55.331	5	6	18.100	0.507	75.95
34	333*	600	19	Robert PRICE	Suzuki -	1:55.447	6	6	18.216	0.116	75.87
35	999	600	20	Simon READ	Yamaha -	1:57.260	6	6	20.029	1.813	74.70
36	78	600	21	Fred DAVIS	Suzuki - None	1:57.715	5	5	20.484	0.455	74.41
37	10	1000	16	Alexandru TRAXLER	Yamaha - Traxden Motorcycles	2:01.034	1	1	23.803	3.319	72.37
38	33	1000	17	Carlo BOTTIGLIERI	Yamaha - TMT Racing	2:07.375	4	4	30.144	6.341	68.77

*** No 2 & 333 - Please improve location of transponder - poor signal**

Brands Hatch GP
Circuit Length = 2.4332 miles
Start: 11:02 Flag 11:14 End: 11:16

Weather / Track : Sunny / Dry
These results are provisional until the conclusion of any judicial and technical matters.

Clerk Of Course :		Timekeeper :

Results can be found at www.tsl-timing.com

Printed - 11:16 Saturday, 07 July 2018

BMCRC - MRO Championships 2018 - Rnd 6 @ Brands Hatch GP

L&W Contractors Rookie 600 & 1000

QUALIFYING - SECTOR ANALYSIS

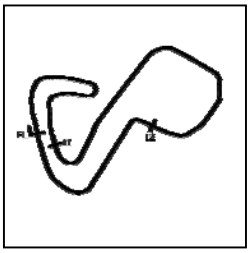

SECTOR 1 = FL to I1, SECTOR 2 = I1 to I2, SECTOR 3 = I2 to FL, DIFF = Difference To Personal Best Lap, P = Crossed Finish Line in Pit Lane, D = Time Disallowed

P1 272 1000 Daniel JOHNSON BMW -

IDEAL LAP TIME : 1:37.231 BEST LAP TIME : 1:37.231 DIFFERENCE : 0.000

LAP	SECTOR 1	SECTOR 2	SECTOR 3	LAP TIME	MPH	DIFF	TIME OF DAY
1 -	33.786	46.143	23.827	1:43.756	84.42	6.525	11:06:14.778
2 -	33.014	44.232	22.758	1:40.004	87.59	2.773	11:07:54.782
3 -	32.001	43.818	22.782	1:38.601	88.84	1.370	11:09:33.383
4 -	***31.370***	***43.223***	***22.638***	***1:37.231 (1)***	***90.09***		***11:11:10.614***
5 -	31.662	43.693	22.758	1:38.113 **(3)**	89.28	0.882	11:12:48.727
6 -	34.012	45.298	23.086	1:42.396	85.54	5.165	11:14:31.123
7 -	31.378	43.352	23.178	1:37.908 **(2)**	89.47	0.677	11:16:09.031

P2 175 1000 Mark KENDLE Kawasaki - LiMAR OILTOOLS

IDEAL LAP TIME : 1:36.842 BEST LAP TIME : 1:37.281 DIFFERENCE : 0.439

LAP	SECTOR 1	SECTOR 2	SECTOR 3	LAP TIME	MPH	DIFF	TIME OF DAY
1 -	33.995	46.778	24.108	1:44.881	83.52	7.600	11:06:16.195
2 -	34.018	46.304	22.771	1:43.093	84.97	5.812	11:07:59.288
3 -	32.546	44.760	22.545	1:39.851	87.72	2.570	11:09:39.139
4 -	31.676	45.014	***22.345***	1:39.035 **(2)**	88.45	1.754	11:11:18.174
5 -	31.502	45.589	22.410	1:39.501 **(3)**	88.03	2.220	11:12:57.675
6 -	***30.901***	***43.596***	22.784	***1:37.281 (1)***	***90.04***		***11:14:34.956***
7 -	32.761	44.904	23.727	1:41.392	86.39	4.111	11:16:16.348

P3 110 1000 Peter GUNN BMW - Cannon BMW Motorrad

IDEAL LAP TIME : 1:38.042 BEST LAP TIME : 1:38.042 DIFFERENCE : 0.000

LAP	SECTOR 1	SECTOR 2	SECTOR 3	LAP TIME	MPH	DIFF	TIME OF DAY
1 -	39.211	46.777	23.863	1:49.851	79.74	11.809	11:06:25.138
2 -	32.597	44.621	23.335	1:40.553	87.11	2.511	11:08:05.691
3 -	32.598	44.570	22.938	1:40.106	87.50	2.064	11:09:45.797
4 -	***31.623***	***44.121***	***22.298***	***1:38.042 (1)***	***89.34***		***11:11:23.839***
5 -	32.215	44.354	23.162	1:39.731 **(3)**	87.83	1.689	11:13:03.570
6 -	31.827	44.169	22.494	1:38.490 **(2)**	88.94	0.448	11:14:42.060

P4 109 1000 Chris CAYFORD Yamaha -

IDEAL LAP TIME : 1:37.593 BEST LAP TIME : 1:38.820 DIFFERENCE : 1.227

LAP	SECTOR 1	SECTOR 2	SECTOR 3	LAP TIME	MPH	DIFF	TIME OF DAY
1 -	34.424	46.702	23.177	1:44.303	83.98	5.483	11:06:02.040
2 -	33.407	44.955	22.635	1:40.997 **(3)**	86.73	2.177	11:07:43.037
3 -	32.994	***43.589***	***22.237***	***1:38.820 (1)***	***88.64***		***11:09:21.857***
4 -	32.260	43.869	22.788	1:38.917 **(2)**	88.55	0.097	11:11:00.774

P5 50 1000 Dan WELFORD Suzuki - SEG Sussex Electric Gates/ Vistec systems

IDEAL LAP TIME : 1:38.557 BEST LAP TIME : 1:38.884 DIFFERENCE : 0.327

LAP	SECTOR 1	SECTOR 2	SECTOR 3	LAP TIME	MPH	DIFF	TIME OF DAY
1 -	35.157	46.154	23.296	1:44.607	83.74	5.723	11:06:18.767
2 -	33.152	45.251	23.409	1:41.812	86.03	2.928	11:08:00.579
3 -	32.847	44.699	22.857	1:40.403 **(2)**	87.24	1.519	11:09:40.982
4 -	34.347	44.661	23.085	1:42.093	85.80	3.209	11:11:23.075
5 -	***31.835***	45.237	23.673	1:40.745 **(3)**	86.95	1.861	11:13:03.820
6 -	32.162	***43.910***	***22.812***	***1:38.884 (1)***	***88.58***		***11:14:42.704***

P6 97 1000 Antony STROUD Kawaski - A class asbestos limited

IDEAL LAP TIME : 1:39.310 BEST LAP TIME : 1:39.310 DIFFERENCE : 0.000

LAP	SECTOR 1	SECTOR 2	SECTOR 3	LAP TIME	MPH	DIFF	TIME OF DAY
1 -	36.530	48.128	23.690	1:48.348	80.84	9.038	11:06:07.143
2 -	33.064	45.570	23.344	1:41.978	85.89	2.668	11:07:49.121
3 -	32.514	45.341	23.055	1:40.910 **(3)**	86.80	1.600	11:09:30.031
4 -	***31.845***	***44.534***	***22.931***	***1:39.310 (1)***	***88.20***		***11:11:09.341***
5 -	32.116	45.755	23.009	1:40.880 **(2)**	86.83	1.570	11:12:50.221

Weather / Track : Sunny / Dry

Brands Hatch GP
Circuit Length = 2.4332 miles
Start: 11:02 Flag 11:14 End: 11:16

BMCRC - MRO Championships 2018 - Rnd 6 @ Brands Hatch GP

L&W Contractors Rookie 600 & 1000

QUALIFYING - SECTOR ANALYSIS

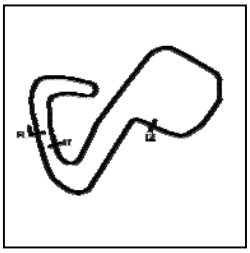

SECTOR 1 = FL to I1, SECTOR 2 = I1 to I2, SECTOR 3 = I2 to FL, DIFF = Difference To Personal Best Lap, P = Crossed Finish Line in Pit Lane, D = Time Disallowed

P7 39 600 Max MORGAN Kawasaki - MSS PERFORMANCE

IDEAL LAP TIME : 1:39.096 BEST LAP TIME : 1:39.753 DIFFERENCE : 0.657

LAP	SECTOR 1	SECTOR 2	SECTOR 3	LAP TIME	MPH	DIFF	TIME OF DAY
1 -	34.404	48.211	24.314	1:46.929	81.92	7.176	11:06:13.820
2 -	33.139	46.042	24.189	1:43.370	84.74	3.617	11:07:57.190
3 -	***31.660***	45.084	23.758	1:40.502 **(2)**	87.16	0.749	11:09:37.692
4 -	32.606	47.445	23.463	1:43.514	84.62	3.761	11:11:21.206
5 -	32.384	46.903	23.814	1:43.101 **(3)**	84.96	3.348	11:13:04.307
6 -	32.317	***44.314***	***23.122***	***1:39.753*** **(1)**	***87.81***		***11:14:44.060***

P8 161 1000 Dean ANDERSON Honda - FOG Racing

IDEAL LAP TIME : 1:39.832 BEST LAP TIME : 1:40.099 DIFFERENCE : 0.267

LAP	SECTOR 1	SECTOR 2	SECTOR 3	LAP TIME	MPH	DIFF	TIME OF DAY
1 -	34.715	46.083	23.279	1:44.077	84.16	3.978	11:06:02.478
2 -	33.499	45.012	22.987	1:41.498 **(3)**	86.30	1.399	11:07:43.976
3 -	32.618	44.770	***22.892***	1:40.280 **(2)**	87.35	0.181	11:09:24.256
4 -	***32.511***	***44.429***	23.159	***1:40.099*** **(1)**	***87.51***		***11:11:04.355***

P9 195 1000 Glenn WALSH Kawasaki - GW ELECTRICAL

IDEAL LAP TIME : 1:40.074 BEST LAP TIME : 1:40.327 DIFFERENCE : 0.253

LAP	SECTOR 1	SECTOR 2	SECTOR 3	LAP TIME	MPH	DIFF	TIME OF DAY
1 -	36.987	46.702	24.170	1:47.859	81.21	7.532	11:06:25.340
2 -	32.967	***44.893***	23.348	1:41.208 **(3)**	86.55	0.881	11:08:06.548
3 -	33.935	45.740	***22.899***	1:42.574	85.40	2.247	11:09:49.122
4 -	32.731	45.307	23.133	1:41.171 **(2)**	86.58	0.844	11:11:30.293
5 -	33.784	45.818	25.370	1:44.972	83.44	4.645	11:13:15.265
6 -	***32.282***	45.136	22.909	***1:40.327*** **(1)**	***87.31***		***11:14:55.592***

P10 47 600 James PEAKE Yamaha - Tommy Clarke's Tree surgey and Garden Maintenanc

IDEAL LAP TIME : 1:40.351 BEST LAP TIME : 1:40.827 DIFFERENCE : 0.476

LAP	SECTOR 1	SECTOR 2	SECTOR 3	LAP TIME	MPH	DIFF	TIME OF DAY
1 -	38.238	47.080	23.648	1:48.966	80.39	8.139	11:06:23.496
2 -	33.142	46.075	23.525	1:42.742	85.26	1.915	11:08:06.238
3 -	34.391	48.518	23.858	1:46.767	82.04	5.940	11:09:53.005
4 -	32.923	45.802	23.613	1:42.338 **(3)**	85.59	1.511	11:11:35.343
5 -	***32.302***	44.904	23.621	***1:40.827*** **(1)**	***86.87***		***11:13:16.170***
6 -	32.969	***44.879***	***23.170***	1:41.018 **(2)**	86.71	0.191	11:14:57.188

P11 818 600 Alex BARKER Yamaha - Courtneys Vehicle Logistics & Barker Woodrow Archit

IDEAL LAP TIME : 1:41.227 BEST LAP TIME : 1:41.352 DIFFERENCE : 0.125

LAP	SECTOR 1	SECTOR 2	SECTOR 3	LAP TIME	MPH	DIFF	TIME OF DAY
1 -	38.508	48.132	24.502	1:51.142	78.81	9.790	11:06:27.163
2 -	33.948	45.847	23.721	1:43.516	84.62	2.164	11:08:10.679
3 -	34.025	46.130	***23.439***	1:43.594	84.55	2.242	11:09:54.273
4 -	32.899	45.557	23.674	1:42.130 **(2)**	85.77	0.778	11:11:36.403
5 -	***32.625***	***45.163***	23.564	***1:41.352*** **(1)**	***86.42***		***11:13:17.755***
6 -	33.208	45.400	23.767	1:42.375 **(3)**	85.56	1.023	11:15:00.130

P12 194 600 Liam CRACKNELL Kawasaki -

IDEAL LAP TIME : 1:41.930 BEST LAP TIME : 1:41.930 DIFFERENCE : 0.000

LAP	SECTOR 1	SECTOR 2	SECTOR 3	LAP TIME	MPH	DIFF	TIME OF DAY
1 -	39.274	50.450	25.964	1:55.688	75.71	13.758	11:06:34.113
2 -	35.366	47.756	24.558	1:47.680	81.35	5.750	11:08:21.793
3 -	34.072	46.360	23.997	1:44.429	83.88	2.499	11:10:06.222
4 -	33.989	45.928	23.971	1:43.888 **(3)**	84.32	1.958	11:11:50.110
5 -	33.720	45.819	23.769	1:43.308 **(2)**	84.79	1.378	11:13:33.418
6 -	***33.220***	***45.139***	***23.571***	***1:41.930*** **(1)**	***85.93***		***11:15:15.348***

Weather / Track : Sunny / Dry

Brands Hatch GP
Circuit Length = 2.4332 miles
Start: 11:02 Flag 11:14 End: 11:16

BMCRC - MRO Championships 2018 - Rnd 6 @ Brands Hatch GP

L&W Contractors Rookie 600 & 1000

QUALIFYING - SECTOR ANALYSIS

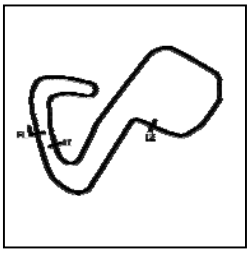

SECTOR 1 = FL to I1, SECTOR 2 = I1 to I2, SECTOR 3 = I2 to FL, DIFF = Difference To Personal Best Lap, P = Crossed Finish Line in Pit Lane, D = Time Disallowed

P13 107 600 Michael WHEELDON Triumph -

IDEAL LAP TIME : 1:41.658 BEST LAP TIME : 1:42.054 DIFFERENCE : 0.396

LAP	SECTOR 1	SECTOR 2	SECTOR 3	LAP TIME	MPH	DIFF	TIME OF DAY
1 -	38.770	49.862	25.836	1:54.468	76.52	12.414	11:06:33.577
2 -	33.727	46.258	23.800	1:43.785	84.40	1.731	11:08:17.362
3 -	33.108	***45.372***	23.585	1:42.065 **(2)**	85.82	0.011	11:09:59.427
4 -	32.744	47.717	24.349	1:44.810	83.57	2.756	11:11:44.237
5 -	32.988	45.520	***23.563***	1:42.071 **(3)**	85.82	0.017	11:13:26.308
6 -	***32.723***	45.754	23.577	***1:42.054*** **(1)**	***85.83***		***11:15:08.362***

P14 99 1000 Robert BREEN Suzuki - Traxden Motorcycles

IDEAL LAP TIME : 1:42.459 BEST LAP TIME : 1:42.611 DIFFERENCE : 0.152

LAP	SECTOR 1	SECTOR 2	SECTOR 3	LAP TIME	MPH	DIFF	TIME OF DAY
1 -	34.802	48.500	24.745	1:48.047	81.07	5.436	11:06:15.474
2 -	33.617	47.251	24.886	1:45.754	82.83	3.143	11:08:01.228
3 -	33.555	46.650	24.242	1:44.447	83.86	1.836	11:09:45.675
4 -	33.144	46.380	24.438	1:43.962 **(3)**	84.26	1.351	11:11:29.637
5 -	***33.113***	45.706	24.435	1:43.254 **(2)**	84.83	0.643	11:13:12.891
6 -	33.265	***45.434***	***23.912***	***1:42.611*** **(1)**	***85.36***		***11:14:55.502***

P15 21 600 Nick WHITCHER Yamaha -

IDEAL LAP TIME : 1:41.925 BEST LAP TIME : 1:42.947 DIFFERENCE : 1.022

LAP	SECTOR 1	SECTOR 2	SECTOR 3	LAP TIME	MPH	DIFF	TIME OF DAY
1 -	35.351	47.701	24.215	1:47.267	81.66	4.320	11:06:08.853
2 -	34.026	46.733	24.195	1:44.954	83.46	2.007	11:07:53.807
3 -	33.952	45.898	23.900	1:43.750	84.43	0.803	11:09:37.557
4 -	33.513	45.819	***23.615***	***1:42.947*** **(1)**	***85.09***		***11:11:20.504***
5 -	***33.018***	45.899	24.333	1:43.250 **(3)**	84.84	0.303	11:13:03.754
6 -	33.872	***45.292***	23.831	1:42.995 **(2)**	85.05	0.048	11:14:46.749

P16 2 600 Toby TRUNDLE Triumph - Harris Motorcycles Ltd - Harlow Essex

IDEAL LAP TIME : 1:43.477 BEST LAP TIME : 1:43.477 DIFFERENCE : 0.000

LAP	SECTOR 1	SECTOR 2	SECTOR 3	LAP TIME	MPH	DIFF	TIME OF DAY
1 -	39.830	50.022	24.851	1:54.703	76.36	11.226	11:06:30.439
2 -	34.915	47.869	24.633	1:47.417	81.54	3.940	11:08:17.856
3 -	34.222	45.954	24.418	1:44.594 **(3)**	83.75	1.117	11:10:02.450
4 -	33.869	46.199	24.415	1:44.483 **(2)**	83.83	1.006	11:11:46.933
5 -	34.255	46.289	24.125	1:44.669	83.69	1.192	11:13:31.602
6 -	***33.704***	***45.651***	***24.122***	***1:43.477*** **(1)**	***84.65***		***11:15:15.079***

P17 42 600 Michael ATTWOOD Yamaha - Moremoto

IDEAL LAP TIME : 1:43.939 BEST LAP TIME : 1:44.123 DIFFERENCE : 0.184

LAP	SECTOR 1	SECTOR 2	SECTOR 3	LAP TIME	MPH	DIFF	TIME OF DAY
1 -	37.569	48.216	24.028	1:49.813	79.77	5.690	11:06:23.032
2 -	35.163	47.711	24.088	1:46.962	81.89	2.839	11:08:09.994
3 -	34.791	47.087	23.953	1:45.831 **(3)**	82.77	1.708	11:09:55.825
4 -	34.840	49.018	24.504	1:48.362	80.83	4.239	11:11:44.187
5 -	34.512	***46.933***	***23.779***	1:45.224 **(2)**	83.24	1.101	11:13:29.411
6 -	***33.227***	47.065	23.831	***1:44.123*** **(1)**	***84.12***		***11:15:13.534***

P18 100 600 Craig HOWTON Suzuki - Me

IDEAL LAP TIME : 1:43.982 BEST LAP TIME : 1:44.167 DIFFERENCE : 0.185

LAP	SECTOR 1	SECTOR 2	SECTOR 3	LAP TIME	MPH	DIFF	TIME OF DAY
1 -	35.336	47.718	24.883	1:47.937	81.15	3.770	11:06:16.233
2 -	35.101	***46.395***	24.088	1:45.584 **(3)**	82.96	1.417	11:08:01.817
3 -	34.170	46.657	24.040	1:44.867 **(2)**	83.53	0.700	11:09:46.684
4 -	***33.571***	46.580	***24.016***	***1:44.167*** **(1)**	***84.09***		***11:11:30.851***

Weather / Track : Sunny / Dry

Brands Hatch GP
Circuit Length = 2.4332 miles
Start: 11:02 Flag 11:14 End: 11:16

BMCRC - MRO Championships 2018 - Rnd 6 @ Brands Hatch GP

L&W Contractors Rookie 600 & 1000

QUALIFYING - SECTOR ANALYSIS

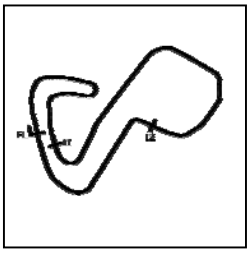

SECTOR 1 = FL to I1, SECTOR 2 = I1 to I2, SECTOR 3 = I2 to FL, DIFF = Difference To Personal Best Lap, P = Crossed Finish Line in Pit Lane, D = Time Disallowed

P19 188 600 Dawid KRAWIECKI Yamaha - Code Blue LTD

IDEAL LAP TIME : 1:44.111 BEST LAP TIME : 1:44.697 DIFFERENCE : 0.586

LAP	SECTOR 1	SECTOR 2	SECTOR 3	LAP TIME	MPH	DIFF	TIME OF DAY
1 -	37.862	50.073	24.847	1:52.782	77.67	8.085	11:06:37.307
2 -	36.193	48.329	24.546	1:49.068	80.31	4.371	11:08:26.375
3 -	34.157	***46.238***	24.302	***1:44.697*** **(1)**	***83.66***		***11:10:11.072***
4 -	34.127	46.783	***24.064***	1:44.974 **(2)**	83.44	0.277	11:11:56.046
5 -	***33.809***	47.581	24.214	1:45.604 **(3)**	82.94	0.907	11:13:41.650
6 -	36.347	48.080	24.416	1:48.843	80.48	4.146	11:15:30.493

P20 31 600 Daniel BOUDIER Yamaha - Deben Racing

IDEAL LAP TIME : 1:45.002 BEST LAP TIME : 1:45.112 DIFFERENCE : 0.110

LAP	SECTOR 1	SECTOR 2	SECTOR 3	LAP TIME	MPH	DIFF	TIME OF DAY
1 -	40.419	53.576	25.498	1:59.493	73.30	14.381	11:06:42.501
2 -	35.936	48.605	24.457	1:48.998	80.36	3.886	11:08:31.499
3 -	34.559	47.181	24.345	1:46.085 **(3)**	82.57	0.973	11:10:17.584
4 -	***34.384***	47.210	23.995	1:45.589 **(2)**	82.96	0.477	11:12:03.173
5 -	35.636	57.668	25.290	1:58.594	73.86	13.482	11:14:01.767
6 -	34.494	***46.674***	***23.944***	***1:45.112*** **(1)**	***83.33***		***11:15:46.879***

P21 646 1000 Sukhminder RAI Aprilia - Asian Sensation

IDEAL LAP TIME : 1:45.106 BEST LAP TIME : 1:45.188 DIFFERENCE : 0.082

LAP	SECTOR 1	SECTOR 2	SECTOR 3	LAP TIME	MPH	DIFF	TIME OF DAY
1 -	39.744	53.494	26.448	1:59.686	73.19	14.498	11:06:45.406
2 -	36.746	50.590	25.517	1:52.853	77.62	7.665	11:08:38.259
3 -	35.490	49.819	24.358	1:49.667	79.87	4.479	11:10:27.926
4 -	34.869	***46.920***	24.318	1:46.107 **(2)**	82.55	0.919	11:12:14.033
5 -	***34.312***	47.002	***23.874***	***1:45.188*** **(1)**	***83.27***		***11:13:59.221***
6 -	34.787	47.635	24.100	1:46.522 **(3)**	82.23	1.334	11:15:45.743

P22 18 600 Jamie THOMAS Suzuki - Team RubyRacing

IDEAL LAP TIME : 1:44.424 BEST LAP TIME : 1:45.459 DIFFERENCE : 1.035

LAP	SECTOR 1	SECTOR 2	SECTOR 3	LAP TIME	MPH	DIFF	TIME OF DAY
1 -	35.096	48.166	25.093	1:48.355	80.84	2.896	11:06:21.134
2 -	33.565	47.158	25.105	1:45.828 **(2)**	82.77	0.369	11:08:06.962
3 -	35.353	48.896	24.824	1:49.073	80.31	3.614	11:09:56.035
4 -	34.304	49.977	24.669	1:48.950	80.40	3.491	11:11:44.985
5 -	35.262	***46.686***	***24.391***	1:46.339 **(3)**	82.37	0.880	11:13:31.324
6 -	***33.347***	47.222	24.890	***1:45.459*** **(1)**	***83.06***		***11:15:16.783***

P23 481 600 Clinton KEULDER Yamaha -

IDEAL LAP TIME : 1:44.877 BEST LAP TIME : 1:45.698 DIFFERENCE : 0.821

LAP	SECTOR 1	SECTOR 2	SECTOR 3	LAP TIME	MPH	DIFF	TIME OF DAY
1 -	35.268	48.468	24.760	1:48.496	80.73	2.798	11:06:02.413
2 -	35.054	47.551	***24.233***	1:46.838	81.99	1.140	11:07:49.251
3 -	34.636	***46.783***	24.279	***1:45.698*** **(1)**	***82.87***		***11:09:34.949***
4 -	34.406	48.400	24.723	1:47.529	81.46	1.831	11:11:22.478
5 -	***33.861***	47.811	24.306	1:45.978 **(2)**	82.65	0.280	11:13:08.456
6 -	34.785	47.683	24.337	1:46.805 **(3)**	82.01	1.107	11:14:55.261

P24 82 1000 Matthew HAWKINS Yamaha -

IDEAL LAP TIME : 1:45.460 BEST LAP TIME : 1:45.861 DIFFERENCE : 0.401

LAP	SECTOR 1	SECTOR 2	SECTOR 3	LAP TIME	MPH	DIFF	TIME OF DAY
1 -	36.896	49.826	25.120	1:51.842	78.32	5.981	11:06:09.787
2 -	35.183	47.846	24.149	1:47.178	81.73	1.317	11:07:56.965
3 -	34.197	48.310	24.195	1:46.702	82.09	0.841	11:09:43.667
4 -	***33.846***	47.661	24.973	1:46.480 **(2)**	82.26	0.619	11:11:30.147
5 -	33.999	***47.561***	24.301	***1:45.861*** **(1)**	***82.74***		***11:13:16.008***

Weather / Track : Sunny / Dry

Brands Hatch GP
Circuit Length = 2.4332 miles
Start: 11:02 Flag 11:14 End: 11:16

BMCRC - MRO Championships 2018 - Rnd 6 @ Brands Hatch GP

L&W Contractors Rookie 600 & 1000

QUALIFYING - SECTOR ANALYSIS

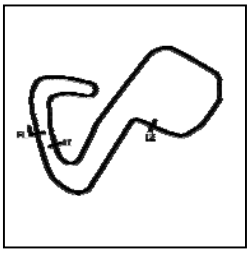

SECTOR 1 = FL to I1, SECTOR 2 = I1 to I2, SECTOR 3 = I2 to FL, DIFF = Difference To Personal Best Lap, P = Crossed Finish Line in Pit Lane, D = Time Disallowed

6 -	34.478	48.007	***24.053***	1:46.538	**(3)**	82.22	0.677	11:15:02.546

P25 8 600 Dave SAUNDERS Honda -

IDEAL LAP TIME : 1:48.125 BEST LAP TIME : 1:48.361 DIFFERENCE : 0.236

LAP	SECTOR 1	SECTOR 2	SECTOR 3	LAP TIME		MPH	DIFF	TIME OF DAY
1 -	39.330	53.101	26.126	1:58.557		73.88	10.196	11:06:42.321
2 -	36.212	52.441	25.084	1:53.737		77.01	5.376	11:08:36.058
3 -	35.612	52.661	25.654	1:53.927		76.88	5.566	11:10:29.985
4 -	35.434	49.942	24.934	1:50.310	**(3)**	79.41	1.949	11:12:20.295
5 -	34.898	***48.649***	***24.814***	***1:48.361***	**(1)**	***80.83***		***11:14:08.656***
6 -	***34.662***	48.693	25.638	1:48.993	**(2)**	80.37	0.632	11:15:57.649

P26 69 600 Robert WINDEATT Triumph - L&W Contractors

IDEAL LAP TIME : 1:48.019 BEST LAP TIME : 1:48.606 DIFFERENCE : 0.587

LAP	SECTOR 1	SECTOR 2	SECTOR 3	LAP TIME		MPH	DIFF	TIME OF DAY
1 -	38.554	51.589	25.506	1:55.649		75.74	7.043	11:06:35.239
2 -	36.787	49.524	26.145	1:52.456		77.89	3.850	11:08:27.695
3 -	35.753	49.375	25.089	1:50.217	**(2)**	79.47	1.611	11:10:17.912
4 -	35.121	***48.547***	24.938	***1:48.606***	**(1)**	***80.65***		***11:12:06.518***
5 -	***34.596***	51.462	25.463	1:51.521		78.54	2.915	11:13:58.039
6 -	35.894	49.857	***24.876***	1:50.627	**(3)**	79.18	2.021	11:15:48.666

P27 59 1000 Dave NESTER Bmw -

IDEAL LAP TIME : 1:48.155 BEST LAP TIME : 1:48.838 DIFFERENCE : 0.683

LAP	SECTOR 1	SECTOR 2	SECTOR 3	LAP TIME		MPH	DIFF	TIME OF DAY
1 -	40.963	52.999	25.845	1:59.807		73.11	10.969	11:06:39.830
2 -	37.319	52.737	25.184	1:55.240		76.01	6.402	11:08:35.070
3 -	36.089	52.606	25.074	1:53.769		76.99	4.931	11:10:28.839
4 -	35.628	***49.400***	24.764	1:49.792	**(3)**	79.78	0.954	11:12:18.631
5 -	35.085	49.401	***24.352***	***1:48.838***	**(1)**	***80.48***		***11:14:07.469***
6 -	***34.403***	49.897	24.818	1:49.118	**(2)**	80.27	0.280	11:15:56.587

P28 199 1000 Michael FROST Suzuki -

IDEAL LAP TIME : 1:48.337 BEST LAP TIME : 1:49.106 DIFFERENCE : 0.769

LAP	SECTOR 1	SECTOR 2	SECTOR 3	LAP TIME		MPH	DIFF	TIME OF DAY
1 -	36.467	50.323	24.978	1:51.768		78.37	2.662	11:06:15.805
2 -	35.410	***48.664***	25.136	1:49.210	**(2)**	80.21	0.104	11:08:05.015
3 -	***35.352***	48.912	24.842	***1:49.106***	**(1)**	***80.28***		***11:09:54.121***
4 -	35.752	49.696	***24.321***	1:49.769	**(3)**	79.80	0.663	11:11:43.890

P29 669 1000 Jon HILL Honda - HM Racing

IDEAL LAP TIME : 1:49.097 BEST LAP TIME : 1:50.294 DIFFERENCE : 1.197

LAP	SECTOR 1	SECTOR 2	SECTOR 3	LAP TIME		MPH	DIFF	TIME OF DAY
1 -	OUTLAP	51.625	26.400	1:57.157		74.77	6.863	11:08:05.140
2 -	36.907	***48.976***	25.457	1:51.340	**(3)**	78.67	1.046	11:09:56.480
3 -	***35.532***	50.173	***24.589***	***1:50.294***	**(1)**	***79.42***		***11:11:46.774***
4 -	35.587	49.441	25.317	1:50.345	**(2)**	79.38	0.051	11:13:37.119

P30 77 1000 Alin TEODORESCU Suzuki -

IDEAL LAP TIME : 1:53.834 BEST LAP TIME : 1:54.395 DIFFERENCE : 0.561

LAP	SECTOR 1	SECTOR 2	SECTOR 3	LAP TIME		MPH	DIFF	TIME OF DAY
1 -	40.137	54.418	26.988	2:01.543		72.07	7.148	11:06:34.030
2 -	38.357	53.219	26.571	1:58.147		74.14	3.752	11:08:32.177
3 -	37.016	54.736	27.031	1:58.783		73.74	4.388	11:10:30.960
4 -	37.361	52.117	25.870	1:55.348	**(3)**	75.94	0.953	11:12:26.308
5 -	37.198	52.551	***25.436***	1:55.185	**(2)**	76.05	0.790	11:14:21.493
6 -	***36.760***	***51.638***	25.997	***1:54.395***	**(1)**	***76.57***		***11:16:15.888***

Weather / Track : Sunny / Dry

Brands Hatch GP
Circuit Length = 2.4332 miles
Start: 11:02 Flag 11:14 End: 11:16

BMCRC - MRO Championships 2018 - Rnd 6 @ Brands Hatch GP

L&W Contractors Rookie 600 & 1000

QUALIFYING - SECTOR ANALYSIS

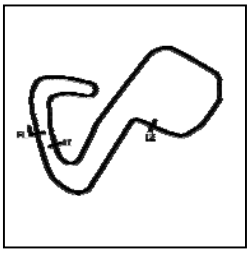

SECTOR 1 = FL to I1, SECTOR 2 = I1 to I2, SECTOR 3 = I2 to FL, DIFF = Difference To Personal Best Lap, P = Crossed Finish Line in Pit Lane, D = Time Disallowed

P31 903 600 Jeremy BONSOR Kawasaki -

IDEAL LAP TIME : 1:54.104 BEST LAP TIME : 1:54.574 DIFFERENCE : 0.470

LAP	SECTOR 1	SECTOR 2	SECTOR 3	LAP TIME	MPH	DIFF	TIME OF DAY
1 -	42.422	53.947	26.948	2:03.317	71.03	8.743	11:06:42.874
2 -	38.068	51.662	26.516	1:56.246 (3)	75.35	1.672	11:08:39.120
3 -	38.775	52.852	26.507	1:58.134	74.15	3.560	11:10:37.254
4 -	37.383	52.733	26.605	1:56.721	75.04	2.147	11:12:33.975
5 -	***37.272***	51.934	***26.365***	1:55.571 (2)	75.79	0.997	11:14:29.546
6 -	37.429	***50.467***	26.678	***1:54.574 (1)***	***76.45***		***11:16:24.120***

P32 37 600 Ricky WOODS Suzuki - RW Racing

IDEAL LAP TIME : 1:54.506 BEST LAP TIME : 1:54.824 DIFFERENCE : 0.318

LAP	SECTOR 1	SECTOR 2	SECTOR 3	LAP TIME	MPH	DIFF	TIME OF DAY
1 -	40.184	54.208	27.752	2:02.144	71.71	7.320	11:06:35.094
2 -	37.873	52.897	27.056	1:57.826 (3)	74.34	3.002	11:08:32.920
3 -	36.812	51.923	***26.199***	1:54.934 (2)	76.21	0.110	11:10:27.854
4 -	***36.763***	***51.544***	26.517	***1:54.824 (1)***	***76.28***		***11:12:22.678***

P33 33 600 Mark LAWRENCE Honda - Sarky racing

IDEAL LAP TIME : 1:55.331 BEST LAP TIME : 1:55.331 DIFFERENCE : 0.000

LAP	SECTOR 1	SECTOR 2	SECTOR 3	LAP TIME	MPH	DIFF	TIME OF DAY
1 -	38.737	53.820	28.371	2:00.928	72.43	5.597	11:06:48.450
2 -	37.306	52.307	27.734	1:57.347 (2)	74.64	2.016	11:08:45.797
3 -	37.623	52.501	27.652	1:57.776	74.37	2.445	11:10:43.573
4 -	37.388	52.002	28.016	1:57.406 (3)	74.61	2.075	11:12:40.979
5 -	***36.433***	***51.871***	***27.027***	***1:55.331 (1)***	***75.95***		***11:14:36.310***
6 -	38.385	52.195	27.076	1:57.656	74.45	2.325	11:16:33.966

P34 333 600 Robert PRICE Suzuki -

IDEAL LAP TIME : 1:55.447 BEST LAP TIME : 1:55.447 DIFFERENCE : 0.000

LAP	SECTOR 1	SECTOR 2	SECTOR 3	LAP TIME	MPH	DIFF	TIME OF DAY
1 -	40.999	54.003	27.057	2:02.059	71.76	6.612	11:06:38.310
2 -	39.778	54.127	27.021	2:00.926	72.43	5.479	11:08:39.236
3 -	39.727	54.116	26.512	2:00.355	72.78	4.908	11:10:39.591
4 -	38.284	52.575	26.700	1:57.559 (2)	74.51	2.112	11:12:37.150
5 -	38.927	52.543	26.478	1:57.948 (3)	74.26	2.501	11:14:35.098
6 -	***37.252***	***51.979***	***26.216***	***1:55.447 (1)***	***75.87***		***11:16:30.545***

P35 999 600 Simon READ Yamaha -

IDEAL LAP TIME : 1:57.260 BEST LAP TIME : 1:57.260 DIFFERENCE : 0.000

LAP	SECTOR 1	SECTOR 2	SECTOR 3	LAP TIME	MPH	DIFF	TIME OF DAY
1 -	41.186	54.535	27.985	2:03.706	70.81	6.446	11:06:37.562
2 -	39.229	54.299	27.329	2:00.857	72.48	3.597	11:08:38.419
3 -	38.940	52.923	27.651	1:59.514	73.29	2.254	11:10:37.933
4 -	38.052	53.802	27.039	1:58.893 (2)	73.67	1.633	11:12:36.826
5 -	38.335	52.962	27.635	1:58.932 (3)	73.65	1.672	11:14:35.758
6 -	***38.015***	***52.314***	***26.931***	***1:57.260 (1)***	***74.70***		***11:16:33.018***

P36 78 600 Fred DAVIS Suzuki - None

IDEAL LAP TIME : 1:57.715 BEST LAP TIME : 1:57.715 DIFFERENCE : 0.000

LAP	SECTOR 1	SECTOR 2	SECTOR 3	LAP TIME	MPH	DIFF	TIME OF DAY
1 -	39.498	53.618	28.278	2:01.394 (3)	72.16	3.679	11:06:50.129
2 -	40.184	57.802	29.548	2:07.534	68.68	9.819	11:08:57.663
3 -	42.114	55.356	27.855	2:05.325	69.89	7.610	11:11:02.988
4 -	38.672	55.311	27.281	2:01.264 (2)	72.23	3.549	11:13:04.252
5 -	***38.416***	***52.882***	***26.417***	***1:57.715 (1)***	***74.41***		***11:15:01.967***

Weather / Track : Sunny / Dry

Brands Hatch GP
Circuit Length = 2.4332 miles
Start: 11:02 Flag 11:14 End: 11:16

BMCRC - MRO Championships 2018 - Rnd 6 @ Brands Hatch GP

L&W Contractors Rookie 600 & 1000

QUALIFYING - SECTOR ANALYSIS

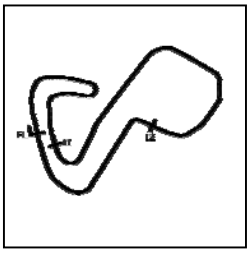

SECTOR 1 = FL to I1, SECTOR 2 = I1 to I2, SECTOR 3 = I2 to FL, DIFF = Difference To Personal Best Lap, P = Crossed Finish Line in Pit Lane, D = Time Disallowed

P37 10 1000 Alexandru TRAXLER Yamaha - Traxden Motorcycles

IDEAL LAP TIME : 2:01.034 BEST LAP TIME : 2:01.034 DIFFERENCE : 0.000

LAP	SECTOR 1	SECTOR 2	SECTOR 3	LAP TIME	MPH	DIFF	TIME OF DAY
1 -	***39.113***	***54.902***	***27.019***	***2:01.034*** **(1)**	***72.37***		***11:06:33.051***

P38 33 1000 Carlo BOTTIGLIERI Yamaha - TMT Racing

IDEAL LAP TIME : 2:07.228 BEST LAP TIME : 2:07.375 DIFFERENCE : 0.147

LAP	SECTOR 1	SECTOR 2	SECTOR 3	LAP TIME	MPH	DIFF	TIME OF DAY
1 -	43.138	57.436	29.074	2:09.648 **(3)**	67.56	2.273	11:06:47.861
2 -	41.778	58.142	29.330	2:09.250 **(2)**	67.77	1.875	11:08:57.111
3 -	42.378	58.528	***28.959***	2:09.865	67.45	2.490	11:11:06.976
4 -	***41.194***	***57.075***	29.106	***2:07.375*** **(1)**	***68.77***		***11:13:14.351***

Weather / Track : Sunny / Dry

Brands Hatch GP
Circuit Length = 2.4332 miles
Start: 11:02 Flag 11:14 End: 11:16

BMCRC - MRO Championships 2018 - Rnd 6 @ Brands Hatch GP

L&W Contractors Rookie 600 & 1000

QUALIFYING - BEST SECTORS

	SECTOR 1			SECTOR 2			SECTOR 3			IDEAL / BEST COMPARISON					
POS	NO	NAME	TIME	NO	NAME	TIME	NO	NAME	TIME	POS	NO	NAME	IDEAL	BEST	DIFF
												PERFECT LAP	1:36.361		
1	175	KENDLE	30.901	272	JOHNSON	43.223	109	CAYFORD	22.237	1	175	KENDLE	1:36.842	1:37.281	0.439
2	272	JOHNSON	31.370	109	CAYFORD	43.589	110	GUNN	22.298	2	272	JOHNSON	1:37.231	1:37.231	0.000
3	110	GUNN	31.623	175	KENDLE	43.596	175	KENDLE	22.345	3	109	CAYFORD	1:37.593	1:38.820	1.227
4	39	MORGAN	31.660	50	WELFORD	43.910	272	JOHNSON	22.638	4	110	GUNN	1:38.042	1:38.042	0.000
5	109	CAYFORD	31.767	110	GUNN	44.121	50	WELFORD	22.812	5	50	WELFORD	1:38.557	1:38.884	0.327
6	50	WELFORD	31.835	39	MORGAN	44.314	161	ANDERSON	22.892	6	39	MORGAN	1:39.096	1:39.753	0.657
7	97	STROUD	31.845	161	ANDERSON	44.429	195	WALSH	22.899	7	97	STROUD	1:39.310	1:39.310	0.000
8	195	WALSH	32.282	97	STROUD	44.534	97	STROUD	22.931	8	161	ANDERSON	1:39.832	1:40.099	0.267
9	47	PEAKE	32.302	47	PEAKE	44.879	39	MORGAN	23.122	9	195	WALSH	1:40.074	1:40.327	0.253
10	161	ANDERSON	32.511	195	WALSH	44.893	47	PEAKE	23.170	10	47	PEAKE	1:40.351	1:40.827	0.476
11	818	BARKER	32.625	194	CRACKNELL	45.139	818	BARKER	23.439	11	818	BARKER	1:41.227	1:41.352	0.125
12	107	WHEELDON	32.723	818	BARKER	45.163	107	WHEELDON	23.563	12	107	WHEELDON	1:41.658	1:42.054	0.396
13	21	WHITCHER	33.018	21	WHITCHER	45.292	194	CRACKNELL	23.571	13	21	WHITCHER	1:41.925	1:42.947	1.022
14	99	BREEN	33.113	107	WHEELDON	45.372	21	WHITCHER	23.615	14	194	CRACKNELL	1:41.930	1:41.930	0.000
15	194	CRACKNELL	33.220	99	BREEN	45.434	42	ATTWOOD	23.779	15	99	BREEN	1:42.459	1:42.611	0.152
16	42	ATTWOOD	33.227	2	TRUNDLE	45.651	646	RAI	23.874	16	2	TRUNDLE	1:43.477	1:43.477	0.000
17	18	THOMAS	33.347	188	KRAWIECKI	46.238	99	BREEN	23.912	17	42	ATTWOOD	1:43.939	1:44.123	0.184
18	100	HOWTON	33.571	100	HOWTON	46.395	31	BOUDIER	23.944	18	100	HOWTON	1:43.982	1:44.167	0.185
19	2	TRUNDLE	33.704	31	BOUDIER	46.674	100	HOWTON	24.016	19	188	KRAWIECKI	1:44.111	1:44.697	0.586
20	188	KRAWIECKI	33.809	18	THOMAS	46.686	82	HAWKINS	24.053	20	18	THOMAS	1:44.424	1:45.459	1.035
21	82	HAWKINS	33.846	481	KEULDER	46.783	188	KRAWIECKI	24.064	21	481	KEULDER	1:44.877	1:45.698	0.821
22	481	KEULDER	33.861	646	RAI	46.920	2	TRUNDLE	24.122	22	31	BOUDIER	1:45.002	1:45.112	0.110
23	646	RAI	34.312	42	ATTWOOD	46.933	481	KEULDER	24.233	23	646	RAI	1:45.106	1:45.188	0.082
24	31	BOUDIER	34.384	82	HAWKINS	47.561	199	FROST	24.321	24	82	HAWKINS	1:45.460	1:45.861	0.401
25	59	NESTER	34.403	69	WINDEATT	48.547	59	NESTER	24.352	25	69	WINDEATT	1:48.019	1:48.606	0.587
26	69	WINDEATT	34.596	8	SAUNDERS	48.649	18	THOMAS	24.391	26	8	SAUNDERS	1:48.125	1:48.361	0.236
27	8	SAUNDERS	34.662	199	FROST	48.664	669	HILL	24.589	27	59	NESTER	1:48.155	1:48.838	0.683
28	199	FROST	35.352	669	HILL	48.976	8	SAUNDERS	24.814	28	199	FROST	1:48.337	1:49.106	0.769
29	669	HILL	35.532	59	NESTER	49.400	69	WINDEATT	24.876	29	669	HILL	1:49.097	1:50.294	1.197
30	33	LAWRENCE	36.433	903	BONSOR	50.467	77	TEODORESCU	25.436	30	77	TEODORESCU	1:53.834	1:54.395	0.561
31	77	TEODORESCU	36.760	37	WOODS	51.544	37	WOODS	26.199	31	903	BONSOR	1:54.104	1:54.574	0.470
32	37	WOODS	36.763	77	TEODORESCU	51.638	333	PRICE	26.216	32	37	WOODS	1:54.506	1:54.824	0.318
33	333	PRICE	37.252	33	LAWRENCE	51.871	903	BONSOR	26.365	33	33	LAWRENCE	1:55.331	1:55.331	0.000
34	903	BONSOR	37.272	333	PRICE	51.979	78	DAVIS	26.417	34	333	PRICE	1:55.447	1:55.447	0.000
35	999	READ	38.015	999	READ	52.314	999	READ	26.931	35	999	READ	1:57.260	1:57.260	0.000
36	78	DAVIS	38.416	78	DAVIS	52.882	10	TRAXLER	27.019	36	78	DAVIS	1:57.715	1:57.715	0.000
37	10	TRAXLER	39.113	10	TRAXLER	54.902	33	LAWRENCE	27.027	37	10	TRAXLER	2:01.034	2:01.034	0.000
38	33	BOTTIGLIERI	41.194	33	BOTTIGLIERI	57.075	33	BOTTIGLIERI	28.959	38	33	BOTTIGLIERI	2:07.228	2:07.375	0.147

Weather / Track : Sunny / Dry

Brands Hatch GP
Circuit Length = 2.4332 miles
Start: 11:02 Flag 11:14 End: 11:16

Results can be found at www.tsl-timing.com

Printed - 11:17 Saturday, 07 July 2018

BMCRC - MRO Championships 2018 - Rnd 6 @ Brands Hatch GP

L&W Contractors Rookie 600 & 1000

RACE 7 - GRID (6 Laps)

L&W CONTRACTORS LTD

ROW 14	42 **78** Fred DAVIS 1:57.715	41 **999** Simon READ 1:57.260	40 **333** Robert PRICE 1:55.447
ROW 13	39 **33** Mark LAWRENCE 1:55.331	38 **37** Ricky WOODS 1:54.824	37 **903** Jeremy BONSOR 1:54.574
ROW 12	36 **69** Robert WINDEATT 1:48.606	35 **8** Dave SAUNDERS 1:48.361	34 **481** Clinton KEULDER 1:45.698
ROW 11	33 **18** Jamie THOMAS 1:45.459	32 **31** Daniel BOUDIER 1:45.112	31 **188** Dawid KRAWIECKI 1:44.697
ROW 10	30 **100** Craig HOWTON 1:44.167	29 **42** Michael ATTWOOD 1:44.123	28 **2** Toby TRUNDLE 1:43.477
ROW 9	27 **21** Nick WHITCHER 1:42.947	26 **107** Michael WHEELDON 1:42.054	25 **194** Liam CRACKNELL 1:41.930
ROW 8	24 **818** Alex BARKER 1:41.352	23 **47** James PEAKE 1:40.827	22 **39** Max MORGAN 1:39.753
ROW 7	21	20	19
ROW 6	18	17 **33** Carlo BOTTIGLIERI 2:07.375	16 **10** Alexandru TRAXLER 2:01.034
ROW 5	15 **77** Alin TEODORESCU 1:54.395	14 **669** Jon HILL 1:50.294	13 **199** Michael FROST 1:49.106
ROW 4	12 **59** Dave NESTER 1:48.838	11 **82** Matthew HAWKINS 1:45.861	10 **646** Sukhminder RAI 1:45.188
ROW 3	9 **99** Robert BREEN 1:42.611	8 **195** Glenn WALSH 1:40.327	7 **161** Dean ANDERSON 1:40.099
ROW 2	6 **97** Antony STROUD 1:39.310	5 **50** Dan WELFORD 1:38.884	4 **109** Chris CAYFORD 1:38.820
ROW 1	3 **110** Peter GUNN 1:38.042	2 **175** Mark KENDLE 1:37.281	1 **272** Daniel JOHNSON 1:37.231

Pole

Brands Hatch GP
Circuit Length = 2.4332 miles

These results are provisional until the conclusion of any judicial and technical matters.

Clerk Of Course :		Timekeeper :

Results can be found at www.tsl-timing.com

Printed - 11:18 Saturday, 07 July 2018

TSL SPORTS TIMING TIMING SOLUTIONS LTD

MRO

BMCRC - MRO Championships 2018 - Rnd 6 @ Brands Hatch GP

L&W Contractors Rookie 600 & 1000

RACE 7 - CLASSIFICATION

POS	NO	CL	PIC	NAME	ENTRY	LAPS	TIME	GAP	DIFF	MPH	BEST	ON
1	110	1000	1	Peter GUNN	BMW - Cannon BMW Motorrad	6	9:34.738			91.44	1:34.107	6
2	175	1000	2	Mark KENDLE	Kawasaki - LiMAR OILTOOLS	6	9:36.703	1.965	1.965	91.13	1:34.667	5
3	109	1000	3	Chris CAYFORD	Yamaha -	6	9:41.605	6.867	4.902	90.36	1:35.027	6
4	195	1000	4	Glenn WALSH	Kawasaki - GW ELECTRICAL	6	9:45.214	10.476	3.609	89.81	1:36.128	2
5	272	1000	5	Daniel JOHNSON	BMW -	6	9:46.867	12.129	1.653	89.55	1:35.224	2
6	50	1000	6	Dan WELFORD	Suzuki - SEG Sussex Electric Gates/ Vistec system	6	9:50.472	15.734	3.605	89.01	1:36.427	2
7	97	1000	7	Antony STROUD	Kawaski - A class asbestos limited	6	10:01.509	26.771	11.037	87.37	1:37.576	6
8	161	1000	8	Dean ANDERSON	Honda - FOG Racing	6	10:03.023	28.285	1.514	87.15	1:38.287	6
9	646	1000	9	Sukhminder RAI	Aprilia - Asian Sensation	6	10:22.430	47.692	19.407	84.44	1:41.268	3
10	99	1000	10	Robert BREEN	Suzuki - Traxden Motorcycles	6	10:26.140	51.402	3.710	83.94	1:42.033	2
11	82	1000	11	Matthew HAWKINS	Yamaha -	6	10:33.687	58.949	7.547	82.94	1:44.531	3
12	199	1000	12	Michael FROST	Suzuki -	6	10:41.684	1:06.946	7.997	81.90	1:45.023	3
13	39	600	1	Max MORGAN	Kawasaki - MSS PERFORMANCE	6	10:42.840	1:08.102	1.156	81.76	1:37.601	3
14	59	1000	13	Dave NESTER	Bmw -	6	10:43.021	1:08.283	0.181	81.73	1:43.194	2
15	669	1000	14	Jon HILL	Honda - HM Racing	6	10:43.349	1:08.611	0.328	81.69	1:45.327	2
16	818	600	2	Alex BARKER	Yamaha - Courtneys Vehicle Logistics & Barker Wo	6	10:52.654	1:17.916	9.305	80.53	1:39.441	3
17	47	600	3	James PEAKE	Yamaha - Tommy Clarke's Tree surgey and Garden	6	10:52.808	1:18.070	0.154	80.51	1:39.550	2
18	21	600	4	Nick WHITCHER	Yamaha -	6	10:57.929	1:23.191	5.121	79.88	1:40.469	5
19	107	600	5	Michael WHEELDON	Triumph -	6	11:00.045	1:25.307	2.116	79.62	1:39.943	5
20	194	600	6	Liam CRACKNELL	Kawasaki -	6	11:00.958	1:26.220	0.913	79.51	1:40.416	4
21	77	1000	15	Alin TEODORESCU	Suzuki -	6	11:02.909	1:28.171	1.951	79.28	1:48.290	6
22	10	1000	16	Alexandru TRAXLER	Yamaha - Traxden Motorcycles	6	11:04.506	1:29.768	1.597	79.09	1:48.231	4
23	2 *	600	7	Toby TRUNDLE	Triumph - Harris Motorcycles Ltd - Harlow Essex	6	11:05.674	1:30.936	1.168	78.95	1:40.328	4
24	100	600	8	Craig HOWTON	Suzuki - Me	6	11:05.800	1:31.062	0.126	78.94	1:41.483	5
25	188	600	9	Dawid KRAWIECKI	Yamaha - Code Blue LTD	6	11:05.993	1:31.255	0.193	78.91	1:41.381	2
26	18	600	10	Jamie THOMAS	Suzuki - Team RubyRacing	6	11:14.419	1:39.681	8.426	77.93	1:42.860	4
27	31	600	11	Daniel BOUDIER	Yamaha - Deben Racing	6	11:15.439	1:40.701	1.020	77.81	1:41.719	6
28	42	600	12	Michael ATTWOOD	Yamaha - Moremoto	6	11:16.288	1:41.550	0.849	77.71	1:42.831	6
29	481	600	13	Clinton KEULDER	Yamaha -	5	9:35.779	1 Lap	1 Lap	76.06	1:43.029	5
30	8	600	14	Dave SAUNDERS	Honda -	5	9:37.295	1 Lap	1.516	75.86	1:43.227	4
31	69	600	15	Robert WINDEATT	Triumph - L&W Contractors	5	9:40.318	1 Lap	3.023	75.47	1:44.093	4
32	333	600	16	Robert PRICE	Suzuki -	5	10:13.535	1 Lap	33.217	71.38	1:49.236	5
33	37	600	17	Ricky WOODS	Suzuki - RW Racing	5	10:22.577	1 Lap	9.042	70.35	1:53.581	2
34	903	600	18	Jeremy BONSOR	Kawasaki -	5	10:25.817	1 Lap	3.240	69.98	1:51.954	2
35	33	1000	17	Carlo BOTTIGLIERI	Yamaha - TMT Racing	5	10:30.698	1 Lap	4.881	69.44	2:03.228	5
36	78	600	19	Fred DAVIS	Suzuki - None	5	10:55.506	1 Lap	24.808	66.81	1:59.586	3
37	999	600	20	Simon READ	Yamaha -	5	11:13.929	1 Lap	18.423	64.99	2:02.844	3
					NOT CLASSIFIED							
DNF	133	600		Mark LAWRENCE	Honda - Sarky racing	3	6:35.419	3 Laps	2 Laps	66.45	1:51.834	3

FASTEST LAP

110	1000	Peter GUNN	BMW - Cannon BMW Motorrad	6	1:34.107	93.08 mph	149.80 kph
39	600	Max MORGAN	Kawasaki - MSS PERFORMANCE	3	1:37.601	89.75 mph	144.44 kph

*** No. 2 - Please improve transponder location - poor signal**
Class 1000 - 92.5% of Race Speed = 84.58 mph
Class 600 - 92.5% of Race Speed = 75.62 mph

Brands Hatch GP
Circuit Length = 2.4332 miles
Start: 14:22 Flag 14:32 End: 14:34

Weather / Track : Sunny / Dry
These results are provisional until the conclusion of any judicial and technical matters.

Clerk Of Course :		Timekeeper :

Results can be found at www.tsl-timing.com

Printed - 14:46 Saturday, 07 July 2018

BMCRC - MRO Championships 2018 - Rnd 6 @ Brands Hatch GP

L&W Contractors Rookie 600 & 1000

RACE 7 - LAP CHART

LAP 1 @ 14:24:23.696

NO	BEHIND	LAP TIME
272		1:40.008
175	0.029	1:40.037
110	0.415	1:40.423
195	1.195	1:41.203
109	1.331	1:41.339
50	2.548	1:42.556
97	4.017	1:44.025
161	5.057	1:45.065
646	7.595	1:47.603
99	8.910	1:48.918
82	9.674	1:49.682
669	10.867	1:50.875
199	13.616	1:53.624
59	13.750	1:53.758
77	15.717	1:55.725
10	16.346	1:56.354
33	30.506	2:10.514
39	51.959	2:31.967
47	52.727	2:32.735
818	52.888	2:32.896
21	54.405	2:34.413
107	55.540	2:35.548
188	55.706	2:35.714
100	56.195	2:36.203
2	56.676	2:36.684
18	57.567	2:37.575
194	57.723	2:37.731
42	57.947	2:37.955
31	58.330	2:38.338
481	1:00.272	2:40.280
8	1:00.499	2:40.507
69	1:01.443	2:41.451
37	1:05.619	2:45.627
133	1:10.425	2:50.433
333	1:10.632	2:50.640
903	1:12.209	2:52.217
78	1:15.345	2:55.353
999	1:18.665	2:58.673

LAP 2 @ 14:25:58.853

NO	BEHIND	LAP TIME
175		1:35.128
272	0.067	1:35.224
110	0.293	1:35.035
109	1.491	1:35.317
195	2.166	1:36.128
50	3.818	1:36.427
97	7.863	1:39.003
161	9.959	1:40.059
646	14.423	1:41.985
99	15.786	1:42.033
82	19.138	1:44.621
669	21.037	1:45.327
59	21.787	1:43.194
199	24.151	1:45.692
77	30.461	1:49.901
10	30.574	1:49.385
39	55.437	1:38.635
47	57.120	1:39.550
818	57.982	1:40.251
21	1:00.218	1:40.970
33	1:01.548	2:06.199
188	1:01.930	1:41.381
107	1:02.272	1:41.889
100	1:03.031	1:41.993
194	1:03.211	1:40.645
2	1:03.333	1:41.814
18	1:05.909	1:43.499
42	1:06.743	1:43.953
31	1:07.249	1:44.076
481	1:09.739	1:44.624
8	1:10.099	1:44.757
69	1:11.475	1:45.189
37	1:24.043	1:53.581
333	1:26.051	1:50.576
133	1:28.420	1:53.152
903	1:29.006	1:51.954

LAP 3 @ 14:27:34.687

NO	BEHIND	LAP TIME
110		1:35.541
175	0.595	1:36.429
272	0.737	1:36.504
109	1.999	1:36.342
195	3.050	1:36.718
78	1 Lap	2:00.304
50	5.492	1:37.508
97	12.055	1:40.026
999	1 Lap	2:04.572
161	12.746	1:38.621
646	19.857	1:41.268
99	23.061	1:43.109
82	27.835	1:44.531
59	32.238	1:46.285
669	32.558	1:47.355
199	33.340	1:45.023
10	46.166	1:51.426
77	46.416	1:51.789
39	57.204	1:37.601
47	1:01.139	1:39.853
818	1:01.589	1:39.441
21	1:05.076	1:40.692
107	1:06.759	1:40.321
194	1:08.279	1:40.902
188	1:08.774	1:42.678
100	1:09.236	1:42.039
2	1:10.672	1:43.173
18	1:13.276	1:43.201
42	1:15.213	1:44.304
31	1:15.729	1:44.314
481	1:18.702	1:44.797
8	1:19.531	1:45.266
69	1:20.921	1:45.280
33	1:30.558	2:04.844

LAP 4 @ 14:29:09.934

NO	BEHIND	LAP TIME
110		1:35.247
175	0.868	1:35.520
272	3.952	1:38.462
109	4.174	1:37.422
195	5.909	1:38.106
333	1 Lap	1:51.148
37	1 Lap	1:54.171
50	8.229	1:37.984
133	1 Lap	1:51.834
903	1 Lap	1:52.454
97	16.863	1:40.055
161	17.259	1:39.760
646	27.947	1:43.337
78	1 Lap	1:59.586
99	31.313	1:43.499
82	37.274	1:44.686
999	1 Lap	2:02.844
59	43.477	1:46.486
669	43.700	1:46.389
199	43.933	1:45.840
10	59.150	1:48.231
39	59.847	1:37.890
77	1:00.080	1:48.911
47	1:06.172	1:40.280
818	1:06.264	1:39.922
21	1:10.506	1:40.677
107	1:12.394	1:40.882
194	1:13.448	1:40.416
188	1:15.311	1:41.784
2	1:15.753	1:40.328
100	1:15.765	1:41.776
18	1:20.889	1:42.860
42	1:23.027	1:43.061
31	1:23.595	1:43.113
481	1:26.504	1:43.049
8	1:27.511	1:43.227
69	1:29.767	1:44.093

LAP 5 @ 14:30:44.319

NO	BEHIND	LAP TIME
110		1:34.385
175	1.150	1:34.667
109	5.947	1:36.158
272	7.518	1:37.951
195	7.859	1:36.335
50	12.446	1:38.602
97	23.302	1:40.824
333	1 Lap	1:51.935
161	24.105	1:41.231
33	1 Lap	2:05.913
37	1 Lap	1:54.215
903	1 Lap	1:53.470
646	38.336	1:44.774
99	42.111	1:45.183
82	47.867	1:44.978
78	1 Lap	2:00.252
199	55.032	1:45.484
669	55.473	1:46.158
59	55.951	1:46.859
39	1:03.579	1:38.117
999	1 Lap	2:03.710
47	1:12.227	1:40.440
818	1:12.419	1:40.540
77	1:13.988	1:48.293
10	1:14.693	1:49.928
21	1:16.590	1:40.469
107	1:17.952	1:39.943
194	1:19.748	1:40.685
188	1:22.341	1:41.415
100	1:22.863	1:41.483
2	1:22.949	1:41.581
18	1:30.597	1:44.093
42	1:32.826	1:44.184
31	1:33.089	1:43.879

LAP 6 @ 14:32:18.426

NO	BEHIND	LAP TIME
110		1:34.107
481	1 Lap	1:43.029
175	1.965	1:34.922
8	1 Lap	1:43.538
69	1 Lap	1:44.305
109	6.867	1:35.027
195	10.476	1:36.724
272	12.129	1:38.718
50	15.734	1:37.395
97	26.771	1:37.576
161	28.285	1:38.287
333	1 Lap	1:49.236
646	47.692	1:43.463
37	1 Lap	1:54.983
903	1 Lap	1:55.722
99	51.402	1:43.398
33	1 Lap	2:03.228
82	58.949	1:45.189
199	1:06.946	1:46.021
39	1:08.102	1:38.630
59	1:08.283	1:46.439
669	1:08.611	1:47.245
818	1:17.916	1:39.604
47	1:18.070	1:39.950
78	1 Lap	2:00.011
21	1:23.191	1:40.708
107	1:25.307	1:41.462
194	1:26.220	1:40.579
77	1:28.171	1:48.290
10	1:29.768	1:49.182
2	1:30.936	1:42.094
100	1:31.062	1:42.306
188	1:31.255	1:43.021
999	1 Lap	2:04.130
18	1:39.681	1:43.191
31	1:40.701	1:41.719
42	1:41.550	1:42.831

Weather / Track : Sunny / Dry

Brands Hatch GP
Circuit Length = 2.4332 miles
Start: 14:22 Flag 14:32 End: 14:34

BMCRC - MRO Championships 2018 - Rnd 6 @ Brands Hatch GP

L&W Contractors Rookie 600 & 1000

RACE 7 - SECTOR ANALYSIS

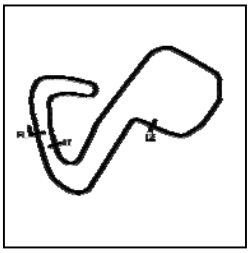

SECTOR 1 = FL to I1, SECTOR 2 = I1 to I2, SECTOR 3 = I2 to FL, DIFF = Difference To Personal Best Lap, P = Crossed Finish Line in Pit Lane, D = Time Disallowed

P1 110 1000 Peter GUNN — BMW - Cannon BMW Motorrad

IDEAL LAP TIME : 1:33.902 BEST LAP TIME : 1:34.107 DIFFERENCE : 0.205

LAP	SECTOR 1	SECTOR 2	SECTOR 3	LAP TIME	MPH	DIFF	TIME OF DAY
1 -			21.941	1:40.423	87.22	6.316	14:24:24.111
2 -	30.695	42.189	22.151	1:35.035 (3)	92.17	0.928	14:25:59.146
3 -	30.146	43.071	22.324	1:35.541	91.68	1.434	14:27:34.687
4 -	30.253	43.241	***21.753***	1:35.247	91.96	1.140	14:29:09.934
5 -	30.489	***42.031***	21.865	1:34.385 (2)	92.80	0.278	14:30:44.319
6 -	***30.118***	42.059	21.930	***1:34.107 (1)***	***93.08***		***14:32:18.426***

P2 175 1000 Mark KENDLE — Kawasaki - LiMAR OILTOOLS

IDEAL LAP TIME : 1:33.957 BEST LAP TIME : 1:34.667 DIFFERENCE : 0.710

LAP	SECTOR 1	SECTOR 2	SECTOR 3	LAP TIME	MPH	DIFF	TIME OF DAY
1 -			22.023	1:40.037	87.56	5.370	14:24:23.725
2 -	30.740	42.378	22.010	1:35.128 (3)	92.08	0.461	14:25:58.853
3 -	***29.963***	44.121	22.345	1:36.429	90.84	1.762	14:27:35.282
4 -	30.041	43.621	21.858	1:35.520	91.70	0.853	14:29:10.802
5 -	30.673	***42.173***	***21.821***	***1:34.667 (1)***	***92.53***		***14:30:45.469***
6 -	30.133	42.365	22.424	1:34.922 (2)	92.28	0.255	14:32:20.391

P3 109 1000 Chris CAYFORD — Yamaha -

IDEAL LAP TIME : 1:34.664 BEST LAP TIME : 1:35.027 DIFFERENCE : 0.363

LAP	SECTOR 1	SECTOR 2	SECTOR 3	LAP TIME	MPH	DIFF	TIME OF DAY
1 -			***21.796***	1:41.339	86.44	6.312	14:24:25.027
2 -	***30.567***	42.660	22.090	1:35.317 (2)	91.90	0.290	14:26:00.344
3 -	31.119	42.966	22.257	1:36.342	90.92	1.315	14:27:36.686
4 -	31.119	43.743	22.560	1:37.422	89.91	2.395	14:29:14.108
5 -	31.301	42.830	22.027	1:36.158 (3)	91.09	1.131	14:30:50.266
6 -	30.579	***42.301***	22.147	***1:35.027 (1)***	***92.18***		***14:32:25.293***

P4 195 1000 Glenn WALSH — Kawasaki - GW ELECTRICAL

IDEAL LAP TIME : 1:35.940 BEST LAP TIME : 1:36.128 DIFFERENCE : 0.188

LAP	SECTOR 1	SECTOR 2	SECTOR 3	LAP TIME	MPH	DIFF	TIME OF DAY
1 -			***21.971***	1:41.203	86.55	5.075	14:24:24.891
2 -	30.825	***43.289***	22.014	***1:36.128 (1)***	***91.12***		***14:26:01.019***
3 -	***30.680***	43.499	22.539	1:36.718 (3)	90.57	0.590	14:27:37.737
4 -	31.086	43.975	23.045	1:38.106	89.28	1.978	14:29:15.843
5 -	30.989	43.343	22.003	1:36.335 (2)	90.93	0.207	14:30:52.178
6 -	30.813	43.634	22.277	1:36.724	90.56	0.596	14:32:28.902

P5 272 1000 Daniel JOHNSON — BMW -

IDEAL LAP TIME : 1:35.192 BEST LAP TIME : 1:35.224 DIFFERENCE : 0.032

LAP	SECTOR 1	SECTOR 2	SECTOR 3	LAP TIME	MPH	DIFF	TIME OF DAY
1 -			***22.383***	1:40.008	87.59	4.784	14:24:23.696
2 -	***30.343***	***42.466***	22.415	***1:35.224 (1)***	***91.99***		***14:25:58.920***
3 -	30.817	42.909	22.778	1:36.504 (2)	90.77	1.280	14:27:35.424
4 -	30.657	44.344	23.461	1:38.462	88.96	3.238	14:29:13.886
5 -	31.434	43.569	22.948	1:37.951 (3)	89.43	2.727	14:30:51.837
6 -	31.671	43.658	23.389	1:38.718	88.73	3.494	14:32:30.555

P6 50 1000 Dan WELFORD — Suzuki - SEG Sussex Electric Gates/ Vistec systems

IDEAL LAP TIME : 1:36.343 BEST LAP TIME : 1:36.427 DIFFERENCE : 0.084

LAP	SECTOR 1	SECTOR 2	SECTOR 3	LAP TIME	MPH	DIFF	TIME OF DAY
1 -			23.028	1:42.556	85.41	6.129	14:24:26.244
2 -	30.816	***43.140***	***22.471***	***1:36.427 (1)***	***90.84***		***14:26:02.671***
3 -	***30.732***	43.980	22.796	1:37.508 (3)	89.83	1.081	14:27:40.179
4 -	30.977	43.387	23.620	1:37.984	89.40	1.557	14:29:18.163
5 -	31.848	43.840	22.914	1:38.602	88.84	2.175	14:30:56.765

Weather / Track : Sunny / Dry

Brands Hatch GP
Circuit Length = 2.4332 miles
Start: 14:22 Flag 14:32 End: 14:34

BMCRC - MRO Championships 2018 - Rnd 6 @ Brands Hatch GP

L&W Contractors Rookie 600 & 1000

RACE 7 - SECTOR ANALYSIS

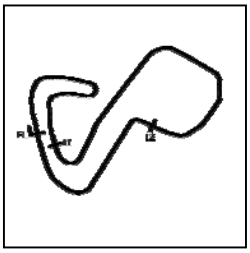

SECTOR 1 = FL to I1, SECTOR 2 = I1 to I2, SECTOR 3 = I2 to FL, DIFF = Difference To Personal Best Lap, P = Crossed Finish Line in Pit Lane, D = Time Disallowed

6 -	31.070	43.301	23.024	1:37.395 **(2)**	89.94	0.968	14:32:34.160

P7 97 1000 Antony STROUD Kawaski - A class asbestos limited

IDEAL LAP TIME : 1:37.576 BEST LAP TIME : 1:37.576 DIFFERENCE : 0.000

LAP	SECTOR 1	SECTOR 2	SECTOR 3	LAP TIME	MPH	DIFF	TIME OF DAY
1 -			23.106	1:44.025	84.20	6.449	14:24:27.713
2 -	31.401	44.579	23.023	1:39.003 **(2)**	88.48	1.427	14:26:06.716
3 -	31.865	45.071	23.090	1:40.026 **(3)**	87.57	2.450	14:27:46.742
4 -	31.991	45.271	22.793	1:40.055	87.55	2.479	14:29:26.797
5 -	31.086	46.309	23.429	1:40.824	86.88	3.248	14:31:07.621
6 -	***30.995***	***43.894***	***22.687***	***1:37.576* (1)**	***89.77***		***14:32:45.197***

P8 161 1000 Dean ANDERSON Honda - FOG Racing

IDEAL LAP TIME : 1:38.087 BEST LAP TIME : 1:38.287 DIFFERENCE : 0.200

LAP	SECTOR 1	SECTOR 2	SECTOR 3	LAP TIME	MPH	DIFF	TIME OF DAY
1 -			23.051	1:45.065	83.37	6.778	14:24:28.753
2 -	32.152	44.575	23.332	1:40.059	87.54	1.772	14:26:08.812
3 -	32.159	***43.587***	***22.875***	1:38.621 **(2)**	88.82	0.334	14:27:47.433
4 -	32.001	44.771	22.988	1:39.760 **(3)**	87.80	1.473	14:29:27.193
5 -	31.653	46.035	23.543	1:41.231	86.53	2.944	14:31:08.424
6 -	***31.625***	43.590	23.072	***1:38.287* (1)**	***89.12***		***14:32:46.711***

P9 646 1000 Sukhminder RAI Aprilia - Asian Sensation

IDEAL LAP TIME : 1:41.172 BEST LAP TIME : 1:41.268 DIFFERENCE : 0.096

LAP	SECTOR 1	SECTOR 2	SECTOR 3	LAP TIME	MPH	DIFF	TIME OF DAY
1 -			***23.378***	1:47.603	81.40	6.335	14:24:31.291
2 -	32.953	45.519	23.513	1:41.985 **(2)**	85.89	0.717	14:26:13.276
3 -	***32.646***	***45.148***	23.474	***1:41.268* (1)**	***86.50***		***14:27:54.544***
4 -	33.060	46.194	24.083	1:43.337 **(3)**	84.76	2.069	14:29:37.881
5 -	33.474	46.043	25.257	1:44.774	83.60	3.506	14:31:22.655
6 -	33.684	46.149	23.630	1:43.463	84.66	2.195	14:33:06.118

P10 99 1000 Robert BREEN Suzuki - Traxden Motorcycles

IDEAL LAP TIME : 1:41.598 BEST LAP TIME : 1:42.033 DIFFERENCE : 0.435

LAP	SECTOR 1	SECTOR 2	SECTOR 3	LAP TIME	MPH	DIFF	TIME OF DAY
1 -			***23.683***	1:48.918	80.42	6.885	14:24:32.606
2 -	***32.723***	***45.192***	24.118	***1:42.033* (1)**	***85.85***		***14:26:14.639***
3 -	32.951	45.952	24.206	1:43.109 **(2)**	84.95	1.076	14:27:57.748
4 -	33.038	46.230	24.231	1:43.499	84.63	1.466	14:29:41.247
5 -	33.402	47.617	24.164	1:45.183	83.28	3.150	14:31:26.430
6 -	33.278	46.093	24.027	1:43.398 **(3)**	84.71	1.365	14:33:09.828

P11 82 1000 Matthew HAWKINS Yamaha -

IDEAL LAP TIME : 1:43.540 BEST LAP TIME : 1:44.531 DIFFERENCE : 0.991

LAP	SECTOR 1	SECTOR 2	SECTOR 3	LAP TIME	MPH	DIFF	TIME OF DAY
1 -			***23.562***	1:49.682	79.86	5.151	14:24:33.370
2 -	33.368	47.187	24.066	1:44.621 **(2)**	83.72	0.090	14:26:17.991
3 -	33.393	***46.860***	24.278	***1:44.531* (1)**	***83.80***		***14:28:02.522***
4 -	***33.118***	47.160	24.408	1:44.686 **(3)**	83.67	0.155	14:29:47.208
5 -	33.158	47.124	24.696	1:44.978	83.44	0.447	14:31:32.186
6 -	33.358	47.358	24.473	1:45.189	83.27	0.658	14:33:17.375

P12 199 1000 Michael FROST Suzuki -

IDEAL LAP TIME : 1:44.481 BEST LAP TIME : 1:45.023 DIFFERENCE : 0.542

LAP	SECTOR 1	SECTOR 2	SECTOR 3	LAP TIME	MPH	DIFF	TIME OF DAY
1 -			24.245	1:53.624	77.09	8.601	14:24:37.312
2 -	34.153	47.694	23.845	1:45.692 **(3)**	82.88	0.669	14:26:23.004
3 -	34.339	***47.097***	***23.587***	***1:45.023* (1)**	***83.40***		***14:28:08.027***

Weather / Track : Sunny / Dry

Brands Hatch GP
Circuit Length = 2.4332 miles
Start: 14:22 Flag 14:32 End: 14:34

BMCRC - MRO Championships 2018 - Rnd 6 @ Brands Hatch GP

L&W Contractors Rookie 600 & 1000

RACE 7 - SECTOR ANALYSIS

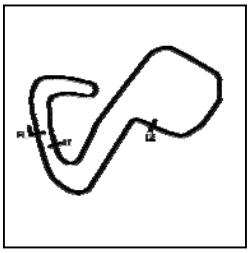

SECTOR 1 = FL to I1, SECTOR 2 = I1 to I2, SECTOR 3 = I2 to FL, DIFF = Difference To Personal Best Lap, P = Crossed Finish Line in Pit Lane, D = Time Disallowed

4 -	33.809	48.297	23.734	1:45.840	82.76	0.817	14:29:53.867
5 -	***33.797***	47.767	23.920	1:45.484 **(2)**	83.04	0.461	14:31:39.351
6 -	34.259	47.719	24.043	1:46.021	82.62	0.998	14:33:25.372

P13 39 600 Max MORGAN Kawasaki - MSS PERFORMANCE

IDEAL LAP TIME : 1:37.524 BEST LAP TIME : 1:37.601 DIFFERENCE : 0.077

LAP	SECTOR 1	SECTOR 2	SECTOR 3	LAP TIME	MPH	DIFF	TIME OF DAY
1 -		44.716	23.328	2:31.967	57.64	54.366	14:25:15.655
2 -	31.177	44.106	23.352	1:38.635	88.81	1.034	14:26:54.290
3 -	30.937	43.744	***22.920***	***1:37.601*** **(1)**	***89.75***		***14:28:31.891***
4 -	***30.873***	43.882	23.135	1:37.890 **(2)**	89.48	0.289	14:30:09.781
5 -	31.173	***43.731***	23.213	1:38.117 **(3)**	89.27	0.516	14:31:47.898
6 -	30.958	44.205	23.467	1:38.630	88.81	1.029	14:33:26.528

P14 59 1000 Dave NESTER Bmw -

IDEAL LAP TIME : 1:43.194 BEST LAP TIME : 1:43.194 DIFFERENCE : 0.000

LAP	SECTOR 1	SECTOR 2	SECTOR 3	LAP TIME	MPH	DIFF	TIME OF DAY
1 -			24.015	1:53.758	77.00	10.564	14:24:37.446
2 -	***32.658***	***47.060***	***23.476***	***1:43.194*** **(1)**	***84.88***		***14:26:20.640***
3 -	33.571	48.582	24.132	1:46.285 **(2)**	82.41	3.091	14:28:06.925
4 -	33.890	48.210	24.386	1:46.486	82.26	3.292	14:29:53.411
5 -	34.207	48.769	23.883	1:46.859	81.97	3.665	14:31:40.270
6 -	35.265	47.117	24.057	1:46.439 **(3)**	82.29	3.245	14:33:26.709

P15 669 1000 Jon HILL Honda - HM Racing

IDEAL LAP TIME : 1:44.743 BEST LAP TIME : 1:45.327 DIFFERENCE : 0.584

LAP	SECTOR 1	SECTOR 2	SECTOR 3	LAP TIME	MPH	DIFF	TIME OF DAY
1 -			***23.682***	1:50.875	79.00	5.548	14:24:34.563
2 -	34.519	***46.983***	23.825	***1:45.327*** **(1)**	***83.16***		***14:26:19.890***
3 -	35.117	48.076	24.162	1:47.355	81.59	2.028	14:28:07.245
4 -	***34.078***	48.536	23.775	1:46.389 **(3)**	82.33	1.062	14:29:53.634
5 -	34.947	47.175	24.036	1:46.158 **(2)**	82.51	0.831	14:31:39.792
6 -	36.225	47.270	23.750	1:47.245	81.68	1.918	14:33:27.037

P16 818 600 Alex BARKER Yamaha - Courtneys Vehicle Logistics & Barker Woodrow Archit

IDEAL LAP TIME : 1:39.148 BEST LAP TIME : 1:39.441 DIFFERENCE : 0.293

LAP	SECTOR 1	SECTOR 2	SECTOR 3	LAP TIME	MPH	DIFF	TIME OF DAY
1 -		44.771	23.673	2:32.896	57.29	53.455	14:25:16.584
2 -	32.273	44.398	23.580	1:40.251	87.37	0.810	14:26:56.835
3 -	***31.698***	44.412	23.331	***1:39.441*** **(1)**	***88.09***		***14:28:36.276***
4 -	31.751	44.864	23.307	1:39.922 **(3)**	87.66	0.481	14:30:16.198
5 -	32.275	44.775	23.490	1:40.540	87.12	1.099	14:31:56.738
6 -	32.154	***44.173***	***23.277***	1:39.604 **(2)**	87.94	0.163	14:33:36.342

P17 47 600 James PEAKE Yamaha - Tommy Clarke's Tree surgey and Garden Maintenanc

IDEAL LAP TIME : 1:39.165 BEST LAP TIME : 1:39.550 DIFFERENCE : 0.385

LAP	SECTOR 1	SECTOR 2	SECTOR 3	LAP TIME	MPH	DIFF	TIME OF DAY
1 -		45.003	***23.260***	2:32.735	57.35	53.185	14:25:16.423
2 -	***31.535***	***44.370***	23.645	***1:39.550*** **(1)**	***87.99***		***14:26:55.973***
3 -	31.576	44.959	23.318	1:39.853 **(2)**	87.72	0.303	14:28:35.826
4 -	31.941	45.009	23.330	1:40.280	87.35	0.730	14:30:16.106
5 -	31.878	45.006	23.556	1:40.440	87.21	0.890	14:31:56.546
6 -	31.796	44.491	23.663	1:39.950 **(3)**	87.64	0.400	14:33:36.496

P18 21 600 Nick WHITCHER Yamaha -

IDEAL LAP TIME : 1:39.838 BEST LAP TIME : 1:40.469 DIFFERENCE : 0.631

LAP	SECTOR 1	SECTOR 2	SECTOR 3	LAP TIME	MPH	DIFF	TIME OF DAY
1 -		45.049	23.492	2:34.413	56.72	53.944	14:25:18.101

Weather / Track : Sunny / Dry

Brands Hatch GP
Circuit Length = 2.4332 miles
Start: 14:22 Flag 14:32 End: 14:34

BMCRC - MRO Championships 2018 - Rnd 6 @ Brands Hatch GP

L&W Contractors Rookie 600 & 1000

RACE 7 - SECTOR ANALYSIS

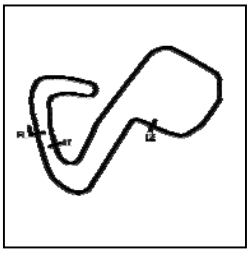

SECTOR 1 = FL to I1, SECTOR 2 = I1 to I2, SECTOR 3 = I2 to FL, DIFF = Difference To Personal Best Lap, P = Crossed Finish Line in Pit Lane, D = Time Disallowed

2 -	32.748	***44.218***	24.004	1:40.970	86.75	0.501	14:26:59.071
3 -	32.350	44.739	23.603	1:40.692 **(3)**	86.99	0.223	14:28:39.763
4 -	32.247	44.776	23.654	1:40.677 **(2)**	87.00	0.208	14:30:20.440
5 -	***32.166***	44.729	23.574	***1:40.469*** **(1)**	***87.18***		***14:32:00.909***
6 -	32.667	44.587	***23.454***	1:40.708	86.98	0.239	14:33:41.617

P19 107 600 Michael WHEELDON

Triumph -

IDEAL LAP TIME : 1:39.830 BEST LAP TIME : 1:39.943 DIFFERENCE : 0.113

LAP	SECTOR 1	SECTOR 2	SECTOR 3	LAP TIME	MPH	DIFF	TIME OF DAY
1 -		45.392	23.845	2:35.548	56.31	55.605	14:25:19.236
2 -	32.745	45.411	23.733	1:41.889	85.97	1.946	14:27:01.125
3 -	32.090	44.669	23.562	1:40.321 **(2)**	87.31	0.378	14:28:41.446
4 -	32.318	44.997	23.567	1:40.882 **(3)**	86.83	0.939	14:30:22.328
5 -	***31.873***	***44.640***	23.430	***1:39.943*** **(1)**	***87.64***		***14:32:02.271***
6 -	32.258	45.887	***23.317***	1:41.462	86.33	1.519	14:33:43.733

P20 194 600 Liam CRACKNELL

Kawasaki -

IDEAL LAP TIME : 1:40.060 BEST LAP TIME : 1:40.416 DIFFERENCE : 0.356

LAP	SECTOR 1	SECTOR 2	SECTOR 3	LAP TIME	MPH	DIFF	TIME OF DAY
1 -		46.290	23.897	2:37.731	55.53	57.315	14:25:21.419
2 -	32.761	***44.303***	23.581	1:40.645 **(3)**	87.03	0.229	14:27:02.064
3 -	32.717	44.688	23.497	1:40.902	86.81	0.486	14:28:42.966
4 -	32.562	44.432	23.422	***1:40.416*** **(1)**	***87.23***		***14:30:23.382***
5 -	32.699	44.525	23.461	1:40.685	87.00	0.269	14:32:04.067
6 -	***32.475***	44.822	***23.282***	1:40.579 **(2)**	87.09	0.163	14:33:44.646

P21 77 1000 Alin TEODORESCU

Suzuki -

IDEAL LAP TIME : 1:47.210 BEST LAP TIME : 1:48.290 DIFFERENCE : 1.080

LAP	SECTOR 1	SECTOR 2	SECTOR 3	LAP TIME	MPH	DIFF	TIME OF DAY
1 -			24.970	1:55.725	75.69	7.435	14:24:39.413
2 -	35.173	49.449	25.279	1:49.901	79.70	1.611	14:26:29.314
3 -	35.471	50.556	25.762	1:51.789	78.36	3.499	14:28:21.103
4 -	35.673	***48.124***	25.114	1:48.911 **(3)**	80.43	0.621	14:30:10.014
5 -	***34.366***	48.666	25.261	1:48.293 **(2)**	80.89	0.003	14:31:58.307
6 -	35.162	48.408	***24.720***	***1:48.290*** **(1)**	***80.89***		***14:33:46.597***

P22 10 1000 Alexandru TRAXLER

Yamaha - Traxden Motorcycles

IDEAL LAP TIME : 1:48.013 BEST LAP TIME : 1:48.231 DIFFERENCE : 0.218

LAP	SECTOR 1	SECTOR 2	SECTOR 3	LAP TIME	MPH	DIFF	TIME OF DAY
1 -			***24.727***	1:56.354	75.28	8.123	14:24:40.042
2 -	34.827	49.738	24.820	1:49.385 **(3)**	80.08	1.154	14:26:29.427
3 -	35.455	50.842	25.129	1:51.426	78.61	3.195	14:28:20.853
4 -	***34.240***	49.228	24.763	***1:48.231*** **(1)**	***80.93***		***14:30:09.084***
5 -	34.429	50.567	24.932	1:49.928	79.68	1.697	14:31:59.012
6 -	35.195	***49.046***	24.941	1:49.182 **(2)**	80.23	0.951	14:33:48.194

P23 2 600 Toby TRUNDLE

Triumph - Harris Motorcycles Ltd - Harlow Essex

IDEAL LAP TIME : 1:40.328 BEST LAP TIME : 1:40.328 DIFFERENCE : 0.000

LAP	SECTOR 1	SECTOR 2	SECTOR 3	LAP TIME	MPH	DIFF	TIME OF DAY
1 -		46.196	23.865	2:36.684	55.90	56.356	14:25:20.372
2 -	32.890	44.729	24.195	1:41.814 **(3)**	86.03	1.486	14:27:02.186
3 -	33.276	45.025	24.872	1:43.173	84.90	2.845	14:28:45.359
4 -	***32.492***	***44.203***	***23.633***	***1:40.328*** **(1)**	***87.31***		***14:30:25.687***
5 -	32.966	44.963	23.652	1:41.581 **(2)**	86.23	1.253	14:32:07.268
6 -	32.934	45.467	23.693	1:42.094	85.80	1.766	14:33:49.362

Weather / Track : Sunny / Dry

Brands Hatch GP
Circuit Length = 2.4332 miles
Start: 14:22 Flag 14:32 End: 14:34

BMCRC - MRO Championships 2018 - Rnd 6 @ Brands Hatch GP

L&W Contractors Rookie 600 & 1000

RACE 7 - SECTOR ANALYSIS

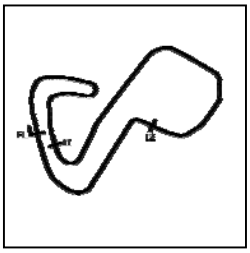

SECTOR 1 = FL to I1, SECTOR 2 = I1 to I2, SECTOR 3 = I2 to FL, DIFF = Difference To Personal Best Lap, P = Crossed Finish Line in Pit Lane, D = Time Disallowed

P24 100 600 Craig HOWTON Suzuki - Me

IDEAL LAP TIME : 1:40.880 BEST LAP TIME : 1:41.483 DIFFERENCE : 0.603

LAP	SECTOR 1	SECTOR 2	SECTOR 3	LAP TIME	MPH	DIFF	TIME OF DAY
1 -		45.885	23.723	2:36.203	56.07	54.720	14:25:19.891
2 -	***32.635***	45.442	23.916	1:41.993 **(3)**	85.88	0.510	14:27:01.884
3 -	33.196	45.289	23.554	1:42.039	85.84	0.556	14:28:43.923
4 -	32.940	45.043	23.793	1:41.776 **(2)**	86.06	0.293	14:30:25.699
5 -	32.813	***44.711***	23.959	***1:41.483*** **(1)**	***86.31***		***14:32:07.182***
6 -	33.116	45.656	***23.534***	1:42.306	85.62	0.823	14:33:49.488

P25 188 600 Dawid KRAWIECKI Yamaha - Code Blue LTD

IDEAL LAP TIME : 1:40.978 BEST LAP TIME : 1:41.381 DIFFERENCE : 0.403

LAP	SECTOR 1	SECTOR 2	SECTOR 3	LAP TIME	MPH	DIFF	TIME OF DAY
1 -		46.460	23.497	2:35.714	56.25	54.333	14:25:19.402
2 -	***32.451***	***45.232***	23.698	***1:41.381*** **(1)**	***86.40***		***14:27:00.783***
3 -	33.234	45.527	23.917	1:42.678	85.31	1.297	14:28:43.461
4 -	32.691	45.351	23.742	1:41.784 **(3)**	86.06	0.403	14:30:25.245
5 -	32.514	45.241	23.660	1:41.415 **(2)**	86.37	0.034	14:32:06.660
6 -	32.667	47.059	***23.295***	1:43.021	85.02	1.640	14:33:49.681

P26 18 600 Jamie THOMAS Suzuki - Team RubyRacing

IDEAL LAP TIME : 1:42.647 BEST LAP TIME : 1:42.860 DIFFERENCE : 0.213

LAP	SECTOR 1	SECTOR 2	SECTOR 3	LAP TIME	MPH	DIFF	TIME OF DAY
1 -		46.387	24.256	2:37.575	55.59	54.715	14:25:21.263
2 -	33.294	***45.863***	24.342	1:43.499	84.63	0.639	14:27:04.762
3 -	33.015	45.934	24.252	1:43.201 **(3)**	84.88	0.341	14:28:47.963
4 -	***32.534***	46.023	24.303	***1:42.860*** **(1)**	***85.16***		***14:30:30.823***
5 -	32.835	46.469	24.789	1:44.093	84.15	1.233	14:32:14.916
6 -	32.796	46.145	***24.250***	1:43.191 **(2)**	84.88	0.331	14:33:58.107

P27 31 600 Daniel BOUDIER Yamaha - Deben Racing

IDEAL LAP TIME : 1:41.588 BEST LAP TIME : 1:41.719 DIFFERENCE : 0.131

LAP	SECTOR 1	SECTOR 2	SECTOR 3	LAP TIME	MPH	DIFF	TIME OF DAY
1 -		46.153	23.960	2:38.338	55.32	56.619	14:25:22.026
2 -	33.711	46.596	23.769	1:44.076	84.16	2.357	14:27:06.102
3 -	34.150	46.310	23.854	1:44.314	83.97	2.595	14:28:50.416
4 -	33.468	46.109	***23.536***	1:43.113 **(2)**	84.95	1.394	14:30:33.529
5 -	33.368	46.595	23.916	1:43.879 **(3)**	84.32	2.160	14:32:17.408
6 -	***33.009***	***45.043***	23.667	***1:41.719*** **(1)**	***86.11***		***14:33:59.127***

P28 42 600 Michael ATTWOOD Yamaha - Moremoto

IDEAL LAP TIME : 1:42.793 BEST LAP TIME : 1:42.831 DIFFERENCE : 0.038

LAP	SECTOR 1	SECTOR 2	SECTOR 3	LAP TIME	MPH	DIFF	TIME OF DAY
1 -		46.527	23.970	2:37.955	55.45	55.124	14:25:21.643
2 -	33.791	46.501	23.661	1:43.953 **(3)**	84.26	1.122	14:27:05.596
3 -	33.767	46.736	23.801	1:44.304	83.98	1.473	14:28:49.900
4 -	***33.215***	46.155	23.691	1:43.061 **(2)**	84.99	0.230	14:30:32.961
5 -	33.674	46.220	24.290	1:44.184	84.08	1.353	14:32:17.145
6 -	33.253	***45.973***	***23.605***	***1:42.831*** **(1)**	***85.18***		***14:33:59.976***

P29 481 600 Clinton KEULDER Yamaha -

IDEAL LAP TIME : 1:42.842 BEST LAP TIME : 1:43.029 DIFFERENCE : 0.187

LAP	SECTOR 1	SECTOR 2	SECTOR 3	LAP TIME	MPH	DIFF	TIME OF DAY
1 -		47.355	24.115	2:40.280	54.65	57.251	14:25:23.968
2 -	34.196	46.236	24.192	1:44.624 **(3)**	83.72	1.595	14:27:08.592
3 -	34.251	46.732	23.814	1:44.797	83.58	1.768	14:28:53.389
4 -	33.351	46.111	***23.587***	1:43.049 **(2)**	85.00	0.020	14:30:36.438
5 -	***33.178***	***46.077***	23.774	***1:43.029*** **(1)**	***85.02***		***14:32:19.467***

Weather / Track : Sunny / Dry

Brands Hatch GP
Circuit Length = 2.4332 miles
Start: 14:22 Flag 14:32 End: 14:34

BMCRC - MRO Championships 2018 - Rnd 6 @ Brands Hatch GP

L&W Contractors Rookie 600 & 1000

RACE 7 - SECTOR ANALYSIS

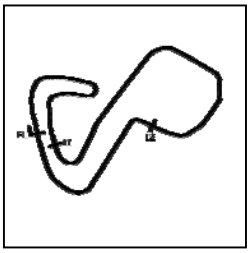

SECTOR 1 = FL to I1, SECTOR 2 = I1 to I2, SECTOR 3 = I2 to FL, DIFF = Difference To Personal Best Lap, P = Crossed Finish Line in Pit Lane, D = Time Disallowed

P30 8 600 Dave SAUNDERS Honda -

IDEAL LAP TIME : 1:43.076 BEST LAP TIME : 1:43.227 DIFFERENCE : 0.151

LAP	SECTOR 1	SECTOR 2	SECTOR 3	LAP TIME	MPH	DIFF	TIME OF DAY
1 -		47.635	24.542	2:40.507	54.57	57.280	14:25:24.195
2 -	33.531	46.964	24.262	1:44.757 **(3)**	83.62	1.530	14:27:08.952
3 -	33.207	47.784	24.275	1:45.266	83.21	2.039	14:28:54.218
4 -	33.104	***46.137***	***23.986***	***1:43.227*** **(1)**	***84.85***		***14:30:37.445***
5 -	***32.953***	46.217	24.368	1:43.538 **(2)**	84.60	0.311	14:32:20.983

P31 69 600 Robert WINDEATT Triumph - L&W Contractors

IDEAL LAP TIME : 1:43.380 BEST LAP TIME : 1:44.093 DIFFERENCE : 0.713

LAP	SECTOR 1	SECTOR 2	SECTOR 3	LAP TIME	MPH	DIFF	TIME OF DAY
1 -		47.808	24.411	2:41.451	54.25	57.358	14:25:25.139
2 -	34.102	46.838	24.249	1:45.189 **(3)**	83.27	1.096	14:27:10.328
3 -	33.856	47.346	***24.078***	1:45.280	83.20	1.187	14:28:55.608
4 -	33.766	***45.996***	24.331	***1:44.093*** **(1)**	***84.15***		***14:30:39.701***
5 -	***33.306***	46.777	24.222	1:44.305 **(2)**	83.98	0.212	14:32:24.006

P32 333 600 Robert PRICE Suzuki -

IDEAL LAP TIME : 1:48.880 BEST LAP TIME : 1:49.236 DIFFERENCE : 0.356

LAP	SECTOR 1	SECTOR 2	SECTOR 3	LAP TIME	MPH	DIFF	TIME OF DAY
1 -		50.919	25.373	2:50.640	51.33	1:01.404	14:25:34.328
2 -	36.003	49.250	25.323	1:50.576 **(2)**	79.22	1.340	14:27:24.904
3 -	35.573	50.441	***25.134***	1:51.148 **(3)**	78.81	1.912	14:29:16.052
4 -	***34.892***	51.160	25.883	1:51.935	78.25	2.699	14:31:07.987
5 -	35.098	***48.854***	25.284	***1:49.236*** **(1)**	***80.19***		***14:32:57.223***

P33 37 600 Ricky WOODS Suzuki - RW Racing

IDEAL LAP TIME : 1:51.719 BEST LAP TIME : 1:53.581 DIFFERENCE : 1.862

LAP	SECTOR 1	SECTOR 2	SECTOR 3	LAP TIME	MPH	DIFF	TIME OF DAY
1 -		***50.036***	***25.708***	2:45.627	52.88	52.046	14:25:29.315
2 -	***35.975***	50.674	26.932	***1:53.581*** **(1)**	***77.12***		***14:27:22.896***
3 -	36.217	51.499	26.455	1:54.171 **(2)**	76.72	0.590	14:29:17.067
4 -	36.820	50.783	26.612	1:54.215 **(3)**	76.69	0.634	14:31:11.282
5 -	37.284	51.458	26.241	1:54.983	76.18	1.402	14:33:06.265

P34 903 600 Jeremy BONSOR Kawasaki -

IDEAL LAP TIME : 1:51.924 BEST LAP TIME : 1:51.954 DIFFERENCE : 0.030

LAP	SECTOR 1	SECTOR 2	SECTOR 3	LAP TIME	MPH	DIFF	TIME OF DAY
1 -		51.292	25.993	2:52.217	50.86	1:00.263	14:25:35.905
2 -	36.081	***49.997***	***25.876***	***1:51.954*** **(1)**	***78.24***		***14:27:27.859***
3 -	***36.051***	50.293	26.110	1:52.454 **(2)**	77.89	0.500	14:29:20.313
4 -	36.357	50.469	26.644	1:53.470 **(3)**	77.19	1.516	14:31:13.783
5 -	37.584	51.128	27.010	1:55.722	75.69	3.768	14:33:09.505

P35 33 1000 Carlo BOTTIGLIERI Yamaha - TMT Racing

IDEAL LAP TIME : 2:03.228 BEST LAP TIME : 2:03.228 DIFFERENCE : 0.000

LAP	SECTOR 1	SECTOR 2	SECTOR 3	LAP TIME	MPH	DIFF	TIME OF DAY
1 -			28.964	2:10.514	67.11	7.286	14:24:54.202
2 -	40.916	56.305	28.978	2:06.199	69.41	2.971	14:27:00.401
3 -	40.803	55.808	28.233	2:04.844 **(2)**	70.16	1.616	14:29:05.245
4 -	40.651	56.125	29.137	2:05.913 **(3)**	69.57	2.685	14:31:11.158
5 -	***40.306***	***55.044***	***27.878***	***2:03.228*** **(1)**	***71.08***		***14:33:14.386***

Weather / Track : Sunny / Dry

Brands Hatch GP
Circuit Length = 2.4332 miles
Start: 14:22 Flag 14:32 End: 14:34

BMCRC - MRO Championships 2018 - Rnd 6 @ Brands Hatch GP

L&W Contractors Rookie 600 & 1000

RACE 7 - SECTOR ANALYSIS

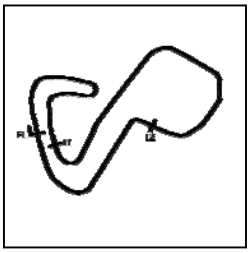

SECTOR 1 = FL to I1, SECTOR 2 = I1 to I2, SECTOR 3 = I2 to FL, DIFF = Difference To Personal Best Lap, P = Crossed Finish Line in Pit Lane, D = Time Disallowed

P36 78 600 Fred DAVIS Suzuki - None

IDEAL LAP TIME : 1:58.301 BEST LAP TIME : 1:59.586 DIFFERENCE : 1.285

LAP	SECTOR 1	SECTOR 2	SECTOR 3	LAP TIME	MPH	DIFF	TIME OF DAY
1 -		53.504	***27.350***	2:55.353	49.95	55.767	14:25:39.041
2 -	38.101	54.289	27.914	2:00.304	72.81	0.718	14:27:39.345
3 -	***37.820***	54.164	27.602	***1:59.586*** **(1)**	***73.25***		***14:29:38.931***
4 -	38.048	53.976	28.228	2:00.252 **(3)**	72.84	0.666	14:31:39.183
5 -	39.190	***53.131***	27.690	2:00.011 **(2)**	72.99	0.425	14:33:39.194

P37 999 600 Simon READ Yamaha -

IDEAL LAP TIME : 2:02.844 BEST LAP TIME : 2:02.844 DIFFERENCE : 0.000

LAP	SECTOR 1	SECTOR 2	SECTOR 3	LAP TIME	MPH	DIFF	TIME OF DAY
1 -		55.970	28.549	2:58.673	49.02	55.829	14:25:42.361
2 -	40.533	55.693	28.346	2:04.572	70.31	1.728	14:27:46.933
3 -	***40.014***	***55.022***	***27.808***	***2:02.844*** **(1)**	***71.30***		***14:29:49.777***
4 -	40.202	55.175	28.333	2:03.710 **(2)**	70.80	0.866	14:31:53.487
5 -	40.222	55.459	28.449	2:04.130 **(3)**	70.56	1.286	14:33:57.617

P38 133 600 Mark LAWRENCE Honda - Sarky racing

IDEAL LAP TIME : 1:51.721 BEST LAP TIME : 1:51.834 DIFFERENCE : 0.113

LAP	SECTOR 1	SECTOR 2	SECTOR 3	LAP TIME	MPH	DIFF	TIME OF DAY
1 -		50.656	26.746	2:50.433	51.39	58.599	14:25:34.121
2 -	***35.827***	50.673	26.652	1:53.152 **(2)**	77.41	1.318	14:27:27.273
3 -	35.940	***49.244***	***26.650***	***1:51.834*** **(1)**	***78.32***		***14:29:19.107***

Weather / Track : Sunny / Dry

Brands Hatch GP
Circuit Length = 2.4332 miles
Start: 14:22 Flag 14:32 End: 14:34

BMCRC - MRO Championships 2018 - Rnd 6 @ Brands Hatch GP

L&W Contractors Rookie 600 & 1000

RACE 7 - BEST SECTORS

	SECTOR 1			SECTOR 2			SECTOR 3			IDEAL / BEST COMPARISON					
POS	NO	NAME	TIME	NO	NAME	TIME	NO	NAME	TIME	POS	NO	NAME	IDEAL	BEST	DIFF
												PERFECT LAP	1:33.747		
1	175	KENDLE	29.963	110	GUNN	42.031	110	GUNN	21.753	1	110	GUNN	1:33.902	1:34.107	0.205
2	110	GUNN	30.118	175	KENDLE	42.173	109	CAYFORD	21.796	2	175	KENDLE	1:33.957	1:34.667	0.710
3	272	JOHNSON	30.343	109	CAYFORD	42.301	175	KENDLE	21.821	3	109	CAYFORD	1:34.664	1:35.027	0.363
4	109	CAYFORD	30.567	272	JOHNSON	42.466	195	WALSH	21.971	4	272	JOHNSON	1:35.192	1:35.224	0.032
5	195	WALSH	30.680	50	WELFORD	43.140	272	JOHNSON	22.383	5	195	WALSH	1:35.940	1:36.128	0.188
6	50	WELFORD	30.732	195	WALSH	43.289	50	WELFORD	22.471	6	50	WELFORD	1:36.343	1:36.427	0.084
7	39	MORGAN	30.873	161	ANDERSON	43.587	97	STROUD	22.687	7	39	MORGAN	1:37.524	1:37.601	0.077
8	97	STROUD	30.995	39	MORGAN	43.731	161	ANDERSON	22.875	8	97	STROUD	1:37.576	1:37.576	0.000
9	47	PEAKE	31.535	97	STROUD	43.894	39	MORGAN	22.920	9	161	ANDERSON	1:38.087	1:38.287	0.200
10	161	ANDERSON	31.625	818	BARKER	44.173	47	PEAKE	23.260	10	818	BARKER	1:39.148	1:39.441	0.293
11	818	BARKER	31.698	2	TRUNDLE	44.203	818	BARKER	23.277	11	47	PEAKE	1:39.165	1:39.550	0.385
12	107	WHEELDON	31.873	21	WHITCHER	44.218	194	CRACKNELL	23.282	12	107	WHEELDON	1:39.830	1:39.943	0.113
13	21	WHITCHER	32.166	194	CRACKNELL	44.303	188	KRAWIECKI	23.295	13	21	WHITCHER	1:39.838	1:40.469	0.631
14	188	KRAWIECKI	32.451	47	PEAKE	44.370	107	WHEELDON	23.317	14	194	CRACKNELL	1:40.060	1:40.416	0.356
15	194	CRACKNELL	32.475	107	WHEELDON	44.640	646	RAI	23.378	15	2	TRUNDLE	1:40.328	1:40.328	0.000
16	2	TRUNDLE	32.492	100	HOWTON	44.711	21	WHITCHER	23.454	16	100	HOWTON	1:40.880	1:41.483	0.603
17	18	THOMAS	32.534	31	BOUDIER	45.043	59	NESTER	23.476	17	188	KRAWIECKI	1:40.978	1:41.381	0.403
18	100	HOWTON	32.635	646	RAI	45.148	100	HOWTON	23.534	18	646	RAI	1:41.172	1:41.268	0.096
19	646	RAI	32.646	99	BREEN	45.192	31	BOUDIER	23.536	19	31	BOUDIER	1:41.588	1:41.719	0.131
20	59	NESTER	32.658	188	KRAWIECKI	45.232	82	HAWKINS	23.562	20	99	BREEN	1:41.598	1:42.033	0.435
21	99	BREEN	32.723	18	THOMAS	45.863	199	FROST	23.587	21	18	THOMAS	1:42.647	1:42.860	0.213
22	8	SAUNDERS	32.953	42	ATTWOOD	45.973	481	KEULDER	23.587	22	42	ATTWOOD	1:42.793	1:42.831	0.038
23	31	BOUDIER	33.009	69	WINDEATT	45.996	42	ATTWOOD	23.605	23	481	KEULDER	1:42.842	1:43.029	0.187
24	82	HAWKINS	33.118	481	KEULDER	46.077	2	TRUNDLE	23.633	24	8	SAUNDERS	1:43.076	1:43.227	0.151
25	481	KEULDER	33.178	8	SAUNDERS	46.137	669	HILL	23.682	25	59	NESTER	1:43.194	1:43.194	0.000
26	42	ATTWOOD	33.215	82	HAWKINS	46.860	99	BREEN	23.683	26	69	WINDEATT	1:43.380	1:44.093	0.713
27	69	WINDEATT	33.306	669	HILL	46.983	8	SAUNDERS	23.986	27	82	HAWKINS	1:43.540	1:44.531	0.991
28	199	FROST	33.797	59	NESTER	47.060	69	WINDEATT	24.078	28	199	FROST	1:44.481	1:45.023	0.542
29	669	HILL	34.078	199	FROST	47.097	18	THOMAS	24.250	29	669	HILL	1:44.743	1:45.327	0.584
30	10	TRAXLER	34.240	77	TEODORESCU	48.124	77	TEODORESCU	24.720	30	77	TEODORESCU	1:47.210	1:48.290	1.080
31	77	TEODORESCU	34.366	333	PRICE	48.854	10	TRAXLER	24.727	31	10	TRAXLER	1:48.013	1:48.231	0.218
32	333	PRICE	34.892	10	TRAXLER	49.046	333	PRICE	25.134	32	333	PRICE	1:48.880	1:49.236	0.356
33	133	LAWRENCE	35.827	133	LAWRENCE	49.244	37	WOODS	25.708	33	37	WOODS	1:51.719	1:53.581	1.862
34	37	WOODS	35.975	903	BONSOR	49.997	903	BONSOR	25.876	34	133	LAWRENCE	1:51.721	1:51.834	0.113
35	903	BONSOR	36.051	37	WOODS	50.036	133	LAWRENCE	26.650	35	903	BONSOR	1:51.924	1:51.954	0.030
36	78	DAVIS	37.820	78	DAVIS	53.131	78	DAVIS	27.350	36	78	DAVIS	1:58.301	1:59.586	1.285
37	999	READ	40.014	999	READ	55.022	999	READ	27.808	37	999	READ	2:02.844	2:02.844	0.000
38	33	BOTTIGLIERI	40.306	33	BOTTIGLIERI	55.044	33	BOTTIGLIERI	27.878	38	33	BOTTIGLIERI	2:03.228	2:03.228	0.000

Weather / Track : Sunny / Dry

Brands Hatch GP
Circuit Length = 2.4332 miles
Start: 14:22 Flag 14:32 End: 14:34

Results can be found at www.tsl-timing.com

Printed - 14:47 Saturday, 07 July 2018

BMCRC - MRO Championships 2018 - Rnd 6 @ Brands Hatch GP

L&W Contractors Rookie 600 & 1000

RACE 17 - GRID (6 Laps)

L&W CONTRACTORS LTD

ROW 14	42	999 Simon READ 2:02.844	41	78 Fred DAVIS 1:59.586	40	37 Ricky WOODS 1:53.581		
ROW 13	39	903 Jeremy BONSOR 1:51.954	38	133 Mark LAWRENCE 1:51.834	37	333 Robert PRICE 1:49.236		
ROW 12	36	69 Robert WINDEATT 1:44.093	35	8 Dave SAUNDERS 1:43.227	34	481 Clinton KEULDER 1:43.029		
ROW 11	33	18 Jamie THOMAS 1:42.860	32	42 Michael ATTWOOD 1:42.831	31	31 Daniel BOUDIER 1:41.719		
ROW 10	30	100 Craig HOWTON 1:41.483	29	188 Dawid KRAWIECKI 1:41.381	28	21 Nick WHITCHER 1:40.469		
ROW 9	27	194 Liam CRACKNELL 1:40.416	26	2 Toby TRUNDLE 1:40.328	25	107 Michael WHEELDON 1:39.943		
ROW 8	24	47 James PEAKE 1:39.550	23	818 Alex BARKER 1:39.441	22	39 Max MORGAN 1:37.601		
ROW 7	21		20		19			
ROW 6	18		17	33 Carlo BOTTIGLIERI 2:03.228	16	77 Alin TEODORESCU 1:48.290		
ROW 5	15	10 Alexandru TRAXLER 1:48.231	14	669 Jon HILL 1:45.327	13	199 Michael FROST 1:45.023		
ROW 4	12	82 Matthew HAWKINS 1:44.531	11	59 Dave NESTER 1:43.194	10	99 Robert BREEN 1:42.033		
ROW 3	9	646 Sukhminder RAI 1:41.268	8	161 Dean ANDERSON 1:38.287	7	97 Antony STROUD 1:37.576		
ROW 2	6	50 Dan WELFORD 1:36.427	5	195 Glenn WALSH 1:36.128	4	272 Daniel JOHNSON 1:35.224		
ROW 1	3	109 Chris CAYFORD 1:35.027	2	175 Mark KENDLE 1:34.667	1	110 Peter GUNN 1:34.107		
						Pole		

Brands Hatch GP
Circuit Length = 2.4332 miles

These results are provisional until the conclusion of any judicial and technical matters.

Clerk Of Course :		Timekeeper :

Results can be found at www.tsl-timing.com

Printed - 14:50 Saturday, 07 July 2018

TSL SPORTS TIMING TIMING SOLUTIONS LTD

MRO

BMCRC - MRO Championships 2018 - Rnd 6 @ Brands Hatch GP

L&W Contractors Rookie 600 & 1000

RACE 17 - CLASSIFICATION

POS	NO	CL	PIC	NAME	ENTRY	LAPS	TIME	GAP	DIFF	MPH	BEST	ON
1	109	1000	1	Chris CAYFORD	Yamaha -	5	8:02.096			90.85	1:34.984	3
2	175	1000	2	Mark KENDLE	Kawasaki - LiMAR OILTOOLS	5	8:02.958	0.862	0.862	90.68	1:35.006	5
3	195	1000	3	Glenn WALSH	Kawasaki - GW ELECTRICAL	5	8:09.931	7.835	6.973	89.39	1:35.685	2
4	50	1000	4	Dan WELFORD	Suzuki - SEG Sussex Electric Gates/ Vistec system	5	8:11.309	9.213	1.378	89.14	1:36.029	5
5	97	1000	5	Antony STROUD	Kawaski - A class asbestos limited	5	8:16.531	14.435	5.222	88.21	1:37.042	2
6	161	1000	6	Dean ANDERSON	Honda - FOG Racing	5	8:24.288	22.192	7.757	86.85	1:38.954	2
7	646	1000	7	Sukhminder RAI	Aprilia - Asian Sensation	5	8:36.770	34.674	12.482	84.75	1:40.761	2
8	99	1000	8	Robert BREEN	Suzuki - Traxden Motorcycles	5	8:39.846	37.750	3.076	84.25	1:42.108	2
9	82	1000	9	Matthew HAWKINS	Yamaha -	5	8:45.783	43.687	5.937	83.30	1:42.864	2
10	199	1000	10	Michael FROST	Suzuki -	5	8:49.089	46.993	3.306	82.78	1:43.923	5
11	39	600	1	Max MORGAN	Kawasaki - MSS PERFORMANCE	5	9:04.060	1:01.964	14.971	80.50	1:37.221	3
12	10	1000	11	Alexandru TRAXLER	Yamaha - Traxden Motorcycles	5	9:04.285	1:02.189	0.225	80.47	1:46.497	5
13	77	1000	12	Alin TEODORESCU	Suzuki -	5	9:05.064	1:02.968	0.779	80.35	1:47.250	4
14	47	600	2	James PEAKE	Yamaha - Tommy Clarke's Tree surgey and Garden	5	9:08.835	1:06.739	3.771	79.80	1:39.123	5
15	21	600	3	Nick WHITCHER	Yamaha -	5	9:12.000	1:09.904	3.165	79.34	1:39.588	3
16	818	600	4	Alex BARKER	Yamaha - Courtneys Vehicle Logistics & Barker Wo	5	9:13.201	1:11.105	1.201	79.17	1:39.315	4
17	107	600	5	Michael WHEELDON	Triumph -	5	9:15.753	1:13.657	2.552	78.81	1:38.952	4
18	194	600	6	Liam CRACKNELL	Kawasaki -	4	7:37.839	1 Lap	1 Lap	76.53	1:40.475	4
19	42	600	7	Michael ATTWOOD	Yamaha - Moremoto	4	7:39.068	1 Lap	1.229	76.32	1:41.101	3
20	100	600	8	Craig HOWTON	Suzuki - Me	4	7:39.435	1 Lap	0.367	76.26	1:41.126	3
21	2	600	9	Toby TRUNDLE	Triumph - Harris Motorcycles Ltd - Harlow Essex	4	7:39.509	1 Lap	0.074	76.25	1:40.226	4
22	31	600	10	Daniel BOUDIER	Yamaha - Deben Racing	4	7:45.895	1 Lap	6.386	75.20	1:41.891	3
23	18	600	11	Jamie THOMAS	Suzuki - Team RubyRacing	4	7:46.489	1 Lap	0.594	75.11	1:42.607	2
24	8	600	12	Dave SAUNDERS	Honda -	4	7:49.732	1 Lap	3.243	74.59	1:43.095	2
25	481	600	13	Clinton KEULDER	Yamaha -	4	7:50.084	1 Lap	0.352	74.53	1:43.141	4
26	69	600	14	Robert WINDEATT	Triumph - L&W Contractors	4	7:51.350	1 Lap	1.266	74.33	1:43.619	2
27	333	600	15	Robert PRICE	Suzuki -	4	8:08.920	1 Lap	17.570	71.66	1:47.342	4
28	33	1000	13	Carlo BOTTIGLIERI	Yamaha - TMT Racing	4	8:28.260	1 Lap	19.340	68.93	2:05.714	3
29	903	600	16	Jeremy BONSOR	Kawasaki -	4	8:31.249	1 Lap	2.989	68.53	1:52.549	4
30	999	600	17	Simon READ	Yamaha -	4	8:48.818	1 Lap	17.569	66.25	1:58.345	4
31	78	600	18	Fred DAVIS	Suzuki - None	4	8:49.335	1 Lap	0.517	66.19	1:58.264	4

NOT CLASSIFIED

DNF	110	1000		Peter GUNN	BMW - Cannon BMW Motorrad	5	8:02.169	0.073	0.000	90.83	1:34.882	3
DNF	59	1000		Dave NESTER	Bmw -	4	7:05.647	1 Lap	1 Lap	82.32	1:43.992	2
DNF	188	600		Dawid KRAWIECKI	Yamaha - Code Blue LTD	3	6:00.351	2 Laps	1 Lap	72.92	1:41.463	2
DNF	37	600		Ricky WOODS	Suzuki - RW Racing	2	4:35.676	3 Laps	1 Lap	63.55	1:51.029	2

FASTEST LAP

110	1000	Peter GUNN	BMW - Cannon BMW Motorrad	3	1:34.882	92.32 mph	148.58 kph
39	600	Max MORGAN	Kawasaki - MSS PERFORMANCE	3	1:37.221	90.10 mph	145.00 kph

Race stopped
Class 1000 - 92.5% of Race Speed = 84.03 mph
Class 600 - 92.5% of Race Speed = 74.46 mph

Brands Hatch GP
Circuit Length = 2.4332 miles
Start: 17:23 Flag 17:31 End: 17:34

Weather / Track : Sunny / Dry
These results are provisional until the conclusion of any judicial and technical matters.

Clerk Of Course :		Timekeeper :

Results can be found at www.tsl-timing.com

Printed - 17:40 Saturday, 07 July 2018

BMCRC - MRO Championships 2018 - Rnd 6 @ Brands Hatch GP

L&W Contractors Rookie 600 & 1000

RACE 17 - LAP CHART

LAP 1 @ 17:25:28.748

NO	BEHIND	LAP TIME
110		1:40.141
175	0.277	1:40.418
195	1.218	1:41.359
109	1.477	1:41.618
50	3.492	1:43.633
97	4.047	1:44.188
161	4.632	1:44.773
646	7.007	1:47.148
99	8.653	1:48.794
199	9.462	1:49.603
82	9.808	1:49.949
59	10.931	1:51.072
77	13.758	1:53.899
10	14.315	1:54.456
33	30.344	2:10.485
39	50.790	2:30.931
47	51.253	2:31.394
21	51.716	2:31.857
818	53.477	2:33.618
42	53.839	2:33.980
107	54.546	2:34.687
100	54.894	2:35.035
194	55.429	2:35.570
2	55.626	2:35.767
188	56.216	2:36.357
18	57.509	2:37.650
8	57.977	2:38.118
481	58.328	2:38.469
31	58.475	2:38.616
69	59.546	2:39.687
37	1:04.506	2:44.647
333	1:04.568	2:44.709
999	1:11.904	2:52.045
78	1:12.316	2:52.457
903	1:12.458	2:52.599

LAP 2 @ 17:27:04.489

NO	BEHIND	LAP TIME
110		1:35.741
175	0.198	1:35.662
109	0.835	1:35.099
195	1.162	1:35.685
50	4.312	1:36.561
97	5.348	1:37.042
161	7.845	1:38.954
646	12.027	1:40.761
99	15.020	1:42.108
82	16.931	1:42.864
199	18.778	1:45.057
59	19.182	1:43.992
77	26.836	1:48.819
10	26.978	1:48.404
39	54.446	1:39.397
47	54.954	1:39.442
21	55.879	1:39.904
818	58.447	1:40.711
42	59.705	1:41.607
107	1:00.089	1:41.284
100	1:00.300	1:41.147
33	1:00.687	2:06.084
194	1:00.858	1:41.170
2	1:01.705	1:41.820
188	1:01.938	1:41.463
18	1:04.375	1:42.607
31	1:05.030	1:42.296
8	1:05.331	1:43.095
481	1:07.400	1:44.813
69	1:07.424	1:43.619
333	1:16.330	1:47.503
37	1:19.794	1:51.029
903	1:29.611	1:52.894

LAP 3 @ 17:28:39.371

NO	BEHIND	LAP TIME
110		1:34.882
999	1 Lap	1:59.058
175	0.872	1:35.556
109	0.937	1:34.984
78	1 Lap	1:59.660
195	2.824	1:36.544
50	5.769	1:36.339
97	8.592	1:38.126
161	12.555	1:39.592
646	19.373	1:42.228
99	22.979	1:42.841
82	25.922	1:43.873
199	28.568	1:44.672
59	28.712	1:44.412
77	39.759	1:47.805
10	40.018	1:47.922
39	56.785	1:37.221
47	59.272	1:39.200
21	1:00.585	1:39.588
818	1:03.400	1:39.835
42	1:05.924	1:41.101
107	1:05.981	1:40.774
100	1:06.544	1:41.126
194	1:06.600	1:40.624
2	1:08.519	1:41.696
188	1:09.587	1:42.531
31	1:12.039	1:41.891
18	1:12.352	1:42.859
8	1:14.867	1:44.418
481	1:16.179	1:43.661
69	1:16.551	1:44.009
333	1:30.814	1:49.366
33	1:31.519	2:05.714

LAP 4 @ 17:30:15.104

NO	BEHIND	LAP TIME
110		1:35.733
109	0.425	1:35.221
175	1.455	1:36.316
195	5.173	1:38.082
50	8.783	1:38.747
97	11.993	1:39.134
903	1 Lap	1:53.207
161	17.626	1:40.804
999	1 Lap	1:59.370
78	1 Lap	1:58.954
646	26.524	1:42.884
99	30.077	1:42.831
82	33.901	1:43.712
199	38.669	1:45.834
59	39.150	1:46.171
77	51.276	1:47.250
10	51.291	1:47.006
39	59.038	1:37.986
47	1:03.215	1:39.676
21	1:05.606	1:40.754
818	1:06.982	1:39.315
107	1:09.200	1:38.952
194	1:11.342	1:40.475
42	1:12.571	1:42.380
100	1:12.938	1:42.127
2	1:13.012	1:40.226
31	1:19.398	1:43.092
18	1:19.992	1:43.373
8	1:23.235	1:44.101
481	1:23.587	1:43.141
69	1:24.853	1:44.035

LAP 5 @ 17:31:50.703

NO	BEHIND	LAP TIME
109		1:35.174
110	0.073	1:35.672
175	0.862	1:35.006
333	1 Lap	1:47.342
195	7.835	1:38.261
50	9.213	1:36.029
97	14.435	1:38.041
161	22.192	1:40.165
33	1 Lap	2:05.977
903	1 Lap	1:52.549
646	34.674	1:43.749
99	37.750	1:43.272
82	43.687	1:45.385
999	1 Lap	1:58.345
199	46.993	1:43.923
78	1 Lap	1:58.264
39	1:01.964	1:38.525
10	1:02.189	1:46.497
77	1:02.968	1:47.291
47	1:06.739	1:39.123
21	1:09.904	1:39.897
818	1:11.105	1:39.722
107	1:13.657	1:40.056

Weather / Track : Sunny / Dry

Brands Hatch GP
Circuit Length = 2.4332 miles
Start: 17:23 Flag 17:31 End: 17:34

BMCRC - MRO Championships 2018 - Rnd 6 @ Brands Hatch GP

L&W Contractors Rookie 600 & 1000

RACE 17 - SECTOR ANALYSIS

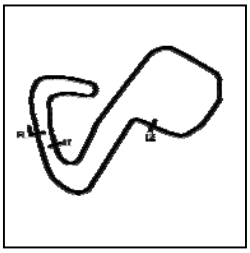

SECTOR 1 = FL to I1, SECTOR 2 = I1 to I2, SECTOR 3 = I2 to FL, DIFF = Difference To Personal Best Lap, P = Crossed Finish Line in Pit Lane, D = Time Disallowed

P1 109 1000 Chris CAYFORD — Yamaha -

IDEAL LAP TIME : 1:34.636 BEST LAP TIME : 1:34.984 DIFFERENCE : 0.348

LAP	SECTOR 1	SECTOR 2	SECTOR 3	LAP TIME	MPH	DIFF	TIME OF DAY
1 -			22.169	1:41.618	86.20	6.634	17:25:30.225
2 -	***30.453***	42.651	***21.995***	1:35.099 **(2)**	92.11	0.115	17:27:05.324
3 -	30.661	***42.188***	22.135	***1:34.984*** **(1)**	***92.22***		***17:28:40.308***
4 -	30.648	42.469	22.104	1:35.221	91.99	0.237	17:30:15.529
5 -	30.715	42.324	22.135	1:35.174 **(3)**	92.04	0.190	17:31:50.703

P2 175 1000 Mark KENDLE — Kawasaki - LiMAR OILTOOLS

IDEAL LAP TIME : 1:34.731 BEST LAP TIME : 1:35.006 DIFFERENCE : 0.275

LAP	SECTOR 1	SECTOR 2	SECTOR 3	LAP TIME	MPH	DIFF	TIME OF DAY
1 -			22.066	1:40.418	87.23	5.412	17:25:29.025
2 -	30.732	42.962	21.968	1:35.662 **(3)**	91.57	0.656	17:27:04.687
3 -	***30.609***	***42.249***	22.698	1:35.556 **(2)**	91.67	0.550	17:28:40.243
4 -	31.107	43.194	22.015	1:36.316	90.94	1.310	17:30:16.559
5 -	30.658	42.475	***21.873***	***1:35.006*** **(1)**	***92.20***		***17:31:51.565***

P3 195 1000 Glenn WALSH — Kawasaki - GW ELECTRICAL

IDEAL LAP TIME : 1:35.630 BEST LAP TIME : 1:35.685 DIFFERENCE : 0.055

LAP	SECTOR 1	SECTOR 2	SECTOR 3	LAP TIME	MPH	DIFF	TIME OF DAY
1 -			22.366	1:41.359	86.42	5.674	17:25:29.966
2 -	30.570	***43.113***	***22.002***	***1:35.685*** **(1)**	***91.54***		***17:27:05.651***
3 -	***30.515***	43.511	22.518	1:36.544 **(2)**	90.73	0.859	17:28:42.195
4 -	31.186	44.140	22.756	1:38.082 **(3)**	89.31	2.397	17:30:20.277
5 -	31.559	44.103	22.599	1:38.261	89.14	2.576	17:31:58.538

P4 50 1000 Dan WELFORD — Suzuki - SEG Sussex Electric Gates/ Vistec systems

IDEAL LAP TIME : 1:35.948 BEST LAP TIME : 1:36.029 DIFFERENCE : 0.081

LAP	SECTOR 1	SECTOR 2	SECTOR 3	LAP TIME	MPH	DIFF	TIME OF DAY
1 -			22.870	1:43.633	84.52	7.604	17:25:32.240
2 -	30.784	43.102	22.675	1:36.561 **(3)**	90.71	0.532	17:27:08.801
3 -	30.990	***42.881***	***22.468***	1:36.339 **(2)**	90.92	0.310	17:28:45.140
4 -	32.075	43.529	23.143	1:38.747	88.70	2.718	17:30:23.887
5 -	***30.599***	42.948	22.482	***1:36.029*** **(1)**	***91.22***		***17:31:59.916***

P5 97 1000 Antony STROUD — Kawaski - A class asbestos limited

IDEAL LAP TIME : 1:37.042 BEST LAP TIME : 1:37.042 DIFFERENCE : 0.000

LAP	SECTOR 1	SECTOR 2	SECTOR 3	LAP TIME	MPH	DIFF	TIME OF DAY
1 -			22.705	1:44.188	84.07	7.146	17:25:32.795
2 -	***30.882***	***43.714***	***22.446***	***1:37.042*** **(1)**	***90.26***		***17:27:09.837***
3 -	31.108	44.311	22.707	1:38.126 **(3)**	89.27	1.084	17:28:47.963
4 -	31.367	43.864	23.903	1:39.134	88.36	2.092	17:30:27.097
5 -	30.972	44.199	22.870	1:38.041 **(2)**	89.34	0.999	17:32:05.138

P6 161 1000 Dean ANDERSON — Honda - FOG Racing

IDEAL LAP TIME : 1:38.518 BEST LAP TIME : 1:38.954 DIFFERENCE : 0.436

LAP	SECTOR 1	SECTOR 2	SECTOR 3	LAP TIME	MPH	DIFF	TIME OF DAY
1 -			***22.803***	1:44.773	83.60	5.819	17:25:33.380
2 -	***31.673***	***44.042***	23.239	***1:38.954*** **(1)**	***88.52***		***17:27:12.334***
3 -	32.039	44.137	23.416	1:39.592 **(2)**	87.95	0.638	17:28:51.926
4 -	32.741	44.737	23.326	1:40.804	86.89	1.850	17:30:32.730
5 -	32.136	44.689	23.340	1:40.165 **(3)**	87.45	1.211	17:32:12.895

P7 646 1000 Sukhminder RAI — Aprilia - Asian Sensation

IDEAL LAP TIME : 1:40.662 BEST LAP TIME : 1:40.761 DIFFERENCE : 0.099

LAP	SECTOR 1	SECTOR 2	SECTOR 3	LAP TIME	MPH	DIFF	TIME OF DAY

Weather / Track : Sunny / Dry

Brands Hatch GP
Circuit Length = 2.4332 miles
Start: 17:23 Flag 17:31 End: 17:34

BMCRC - MRO Championships 2018 - Rnd 6 @ Brands Hatch GP

L&W Contractors Rookie 600 & 1000

RACE 17 - SECTOR ANALYSIS

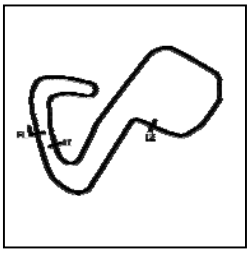

SECTOR 1 = FL to I1, SECTOR 2 = I1 to I2, SECTOR 3 = I2 to FL, DIFF = Difference To Personal Best Lap, P = Crossed Finish Line in Pit Lane, D = Time Disallowed

1 -			***23.432***	1:47.148		81.75	6.387	17:25:35.755
2 -	***32.279***	***44.951***	23.531	***1:40.761***	**(1)**	***86.93***		***17:27:16.516***
3 -	33.057	45.480	23.691	1:42.228	**(2)**	85.68	1.467	17:28:58.744
4 -	32.919	45.958	24.007	1:42.884	**(3)**	85.14	2.123	17:30:41.628
5 -	33.116	46.584	24.049	1:43.749		84.43	2.988	17:32:25.377

P8 99 1000 Robert BREEN

Suzuki - Traxden Motorcycles

IDEAL LAP TIME : 1:41.185 BEST LAP TIME : 1:42.108 DIFFERENCE : 0.923

LAP	SECTOR 1	SECTOR 2	SECTOR 3	LAP TIME		MPH	DIFF	TIME OF DAY
1 -			***23.395***	1:48.794		80.51	6.686	17:25:37.401
2 -	***32.160***	45.933	24.015	***1:42.108***	**(1)**	***85.78***		***17:27:19.509***
3 -	32.871	45.847	24.123	1:42.841	**(3)**	85.17	0.733	17:29:02.350
4 -	33.094	***45.630***	24.107	1:42.831	**(2)**	85.18	0.723	17:30:45.181
5 -	33.068	46.114	24.090	1:43.272		84.82	1.164	17:32:28.453

P9 82 1000 Matthew HAWKINS

Yamaha -

IDEAL LAP TIME : 1:42.476 BEST LAP TIME : 1:42.864 DIFFERENCE : 0.388

LAP	SECTOR 1	SECTOR 2	SECTOR 3	LAP TIME		MPH	DIFF	TIME OF DAY
1 -			***23.602***	1:49.949		79.67	7.085	17:25:38.556
2 -	33.256	***45.625***	23.983	***1:42.864***	**(1)**	***85.15***		***17:27:21.420***
3 -	***33.249***	46.279	24.345	1:43.873	**(3)**	84.33	1.009	17:29:05.293
4 -	33.261	46.367	24.084	1:43.712	**(2)**	84.46	0.848	17:30:49.005
5 -	33.257	47.888	24.240	1:45.385		83.12	2.521	17:32:34.390

P10 199 1000 Michael FROST

Suzuki -

IDEAL LAP TIME : 1:43.798 BEST LAP TIME : 1:43.923 DIFFERENCE : 0.125

LAP	SECTOR 1	SECTOR 2	SECTOR 3	LAP TIME		MPH	DIFF	TIME OF DAY
1 -			23.667	1:49.603		79.92	5.680	17:25:38.210
2 -	34.065	47.229	23.763	1:45.057	**(3)**	83.38	1.134	17:27:23.267
3 -	33.689	***46.813***	24.170	1:44.672	**(2)**	83.68	0.749	17:29:07.939
4 -	34.284	47.908	23.642	1:45.834		82.76	1.911	17:30:53.773
5 -	***33.398***	46.938	***23.587***	***1:43.923***	**(1)**	***84.29***		***17:32:37.696***

P11 39 600 Max MORGAN

Kawasaki - MSS PERFORMANCE

IDEAL LAP TIME : 1:37.221 BEST LAP TIME : 1:37.221 DIFFERENCE : 0.000

LAP	SECTOR 1	SECTOR 2	SECTOR 3	LAP TIME		MPH	DIFF	TIME OF DAY
1 -		44.335	23.170	2:30.931		58.03	53.710	17:26:19.538
2 -	30.976	45.173	23.248	1:39.397		88.12	2.176	17:27:58.935
3 -	***30.742***	***43.421***	***23.058***	***1:37.221***	**(1)**	***90.10***		***17:29:36.156***
4 -	31.218	43.693	23.075	1:37.986	**(2)**	89.39	0.765	17:31:14.142
5 -	30.949	43.935	23.641	1:38.525	**(3)**	88.90	1.304	17:32:52.667

P12 10 1000 Alexandru TRAXLER

Yamaha - Traxden Motorcycles

IDEAL LAP TIME : 1:46.338 BEST LAP TIME : 1:46.497 DIFFERENCE : 0.159

LAP	SECTOR 1	SECTOR 2	SECTOR 3	LAP TIME		MPH	DIFF	TIME OF DAY
1 -			***24.090***	1:54.456		76.53	7.959	17:25:43.063
2 -	34.746	48.832	24.826	1:48.404		80.80	1.907	17:27:31.467
3 -	34.589	48.696	24.637	1:47.922	**(3)**	81.16	1.425	17:29:19.389
4 -	34.286	48.357	24.363	1:47.006	**(2)**	81.86	0.509	17:31:06.395
5 -	***33.987***	***48.261***	24.249	***1:46.497***	**(1)**	***82.25***		***17:32:52.892***

P13 77 1000 Alin TEODORESCU

Suzuki -

IDEAL LAP TIME : 1:46.787 BEST LAP TIME : 1:47.250 DIFFERENCE : 0.463

LAP	SECTOR 1	SECTOR 2	SECTOR 3	LAP TIME		MPH	DIFF	TIME OF DAY
1 -			24.609	1:53.899		76.90	6.649	17:25:42.506
2 -	34.996	48.453	25.370	1:48.819		80.49	1.569	17:27:31.325
3 -	34.487	48.328	24.990	1:47.805	**(3)**	81.25	0.555	17:29:19.130
4 -	***34.308***	48.066	24.876	***1:47.250***	**(1)**	***81.67***		***17:31:06.380***

Weather / Track : Sunny / Dry

Brands Hatch GP
Circuit Length = 2.4332 miles
Start: 17:23 Flag 17:31 End: 17:34

BMCRC - MRO Championships 2018 - Rnd 6 @ Brands Hatch GP

L&W Contractors Rookie 600 & 1000

RACE 17 - SECTOR ANALYSIS

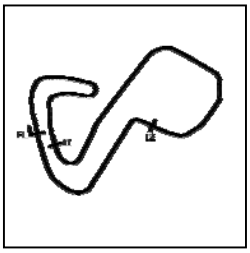

SECTOR 1 = FL to I1, SECTOR 2 = I1 to I2, SECTOR 3 = I2 to FL, DIFF = Difference To Personal Best Lap, P = Crossed Finish Line in Pit Lane, D = Time Disallowed

5 -	34.812	***47.937***	***24.542***	1:47.291 **(2)**	81.64	0.041	17:32:53.671

P14 47 600 James PEAKE Yamaha - Tommy Clarke's Tree surgey and Garden Maintenanc

IDEAL LAP TIME : 1:38.899 BEST LAP TIME : 1:39.123 DIFFERENCE : 0.224

LAP	SECTOR 1	SECTOR 2	SECTOR 3	LAP TIME	MPH	DIFF	TIME OF DAY
1 -		44.628	***23.034***	2:31.394	57.86	52.271	17:26:20.001
2 -	31.788	44.470	23.184	1:39.442 **(3)**	88.08	0.319	17:27:59.443
3 -	31.578	***44.289***	23.333	1:39.200 **(2)**	88.30	0.077	17:29:38.643
4 -	31.759	44.641	23.276	1:39.676	87.88	0.553	17:31:18.319
5 -	***31.576***	44.380	23.167	***1:39.123*** **(1)**	***88.37***		***17:32:57.442***

P15 21 600 Nick WHITCHER Yamaha -

IDEAL LAP TIME : 1:39.307 BEST LAP TIME : 1:39.588 DIFFERENCE : 0.281

LAP	SECTOR 1	SECTOR 2	SECTOR 3	LAP TIME	MPH	DIFF	TIME OF DAY
1 -		44.149	***23.321***	2:31.857	57.68	52.269	17:26:20.464
2 -	32.348	44.045	23.511	1:39.904 **(3)**	87.68	0.316	17:28:00.368
3 -	***32.032***	***43.954***	23.602	***1:39.588*** **(1)**	***87.96***		***17:29:39.956***
4 -	32.382	44.820	23.552	1:40.754	86.94	1.166	17:31:20.710
5 -	32.139	44.333	23.425	1:39.897 **(2)**	87.68	0.309	17:33:00.607

P16 818 600 Alex BARKER Yamaha - Courtneys Vehicle Logistics & Barker Woodrow Archit

IDEAL LAP TIME : 1:39.295 BEST LAP TIME : 1:39.315 DIFFERENCE : 0.020

LAP	SECTOR 1	SECTOR 2	SECTOR 3	LAP TIME	MPH	DIFF	TIME OF DAY
1 -		45.032	23.484	2:33.618	57.02	54.303	17:26:22.225
2 -	32.215	44.668	23.828	1:40.711	86.97	1.396	17:28:02.936
3 -	31.902	44.480	23.453	1:39.835 **(3)**	87.74	0.520	17:29:42.771
4 -	***31.576***	44.482	***23.257***	***1:39.315*** **(1)**	***88.20***		***17:31:22.086***
5 -	31.610	***44.462***	23.650	1:39.722 **(2)**	87.84	0.407	17:33:01.808

P17 107 600 Michael WHEELDON Triumph -

IDEAL LAP TIME : 1:38.952 BEST LAP TIME : 1:38.952 DIFFERENCE : 0.000

LAP	SECTOR 1	SECTOR 2	SECTOR 3	LAP TIME	MPH	DIFF	TIME OF DAY
1 -		45.261	23.616	2:34.687	56.62	55.735	17:26:23.294
2 -	32.154	45.216	23.914	1:41.284	86.48	2.332	17:28:04.578
3 -	32.430	44.938	23.406	1:40.774 **(3)**	86.92	1.822	17:29:45.352
4 -	***31.523***	***44.324***	***23.105***	***1:38.952*** **(1)**	***88.52***		***17:31:24.304***
5 -	31.861	44.553	23.642	1:40.056 **(2)**	87.54	1.104	17:33:04.360

P18 194 600 Liam CRACKNELL Kawasaki -

IDEAL LAP TIME : 1:40.410 BEST LAP TIME : 1:40.475 DIFFERENCE : 0.065

LAP	SECTOR 1	SECTOR 2	SECTOR 3	LAP TIME	MPH	DIFF	TIME OF DAY
1 -		45.469	23.794	2:35.570	56.30	55.095	17:26:24.177
2 -	32.919	44.687	23.564	1:41.170 **(3)**	86.58	0.695	17:28:05.347
3 -	32.458	44.638	***23.528***	1:40.624 **(2)**	87.05	0.149	17:29:45.971
4 -	***32.380***	***44.502***	23.593	***1:40.475*** **(1)**	***87.18***		***17:31:26.446***

P19 42 600 Michael ATTWOOD Yamaha - Moremoto

IDEAL LAP TIME : 1:40.775 BEST LAP TIME : 1:41.101 DIFFERENCE : 0.326

LAP	SECTOR 1	SECTOR 2	SECTOR 3	LAP TIME	MPH	DIFF	TIME OF DAY
1 -		45.041	***23.320***	2:33.980	56.88	52.879	17:26:22.587
2 -	32.758	***44.850***	23.999	1:41.607 **(2)**	86.21	0.506	17:28:04.194
3 -	***32.605***	44.912	23.584	***1:41.101*** **(1)**	***86.64***		***17:29:45.295***
4 -	33.005	45.562	23.813	1:42.380 **(3)**	85.56	1.279	17:31:27.675

P20 100 600 Craig HOWTON Suzuki - Me

IDEAL LAP TIME : 1:40.764 BEST LAP TIME : 1:41.126 DIFFERENCE : 0.362

LAP	SECTOR 1	SECTOR 2	SECTOR 3	LAP TIME	MPH	DIFF	TIME OF DAY

Weather / Track : Sunny / Dry

Brands Hatch GP
Circuit Length = 2.4332 miles
Start: 17:23 Flag 17:31 End: 17:34

BMCRC - MRO Championships 2018 - Rnd 6 @ Brands Hatch GP

L&W Contractors Rookie 600 & 1000

RACE 17 - SECTOR ANALYSIS

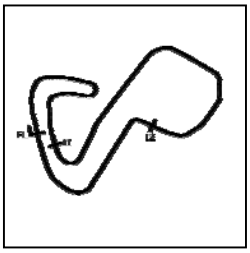

SECTOR 1 = FL to I1, SECTOR 2 = I1 to I2, SECTOR 3 = I2 to FL, DIFF = Difference To Personal Best Lap, P = Crossed Finish Line in Pit Lane, D = Time Disallowed

1 -		45.299	23.857	2:35.035	56.50	53.909	17:26:23.642
2 -	***32.263***	44.935	23.949	1:41.147 **(2)**	86.60	0.021	17:28:04.789
3 -	32.512	***44.893***	23.721	***1:41.126*** **(1)**	***86.62***		***17:29:45.915***
4 -	33.586	44.933	***23.608***	1:42.127 **(3)**	85.77	1.001	17:31:28.042

P21 2 600 Toby TRUNDLE Triumph - Harris Motorcycles Ltd - Harlow Essex

IDEAL LAP TIME : 1:40.007 BEST LAP TIME : 1:40.226 DIFFERENCE : 0.219

LAP	SECTOR 1	SECTOR 2	SECTOR 3	LAP TIME	MPH	DIFF	TIME OF DAY
1 -		45.588	24.244	2:35.767	56.23	55.541	17:26:24.374
2 -	33.060	44.833	23.927	1:41.820 **(3)**	86.03	1.594	17:28:06.194
3 -	33.460	***44.506***	23.730	1:41.696 **(2)**	86.13	1.470	17:29:47.890
4 -	***32.227***	44.725	***23.274***	***1:40.226*** **(1)**	***87.40***		***17:31:28.116***

P22 31 600 Daniel BOUDIER Yamaha - Deben Racing

IDEAL LAP TIME : 1:41.607 BEST LAP TIME : 1:41.891 DIFFERENCE : 0.284

LAP	SECTOR 1	SECTOR 2	SECTOR 3	LAP TIME	MPH	DIFF	TIME OF DAY
1 -		47.185	23.749	2:38.616	55.22	56.725	17:26:27.223
2 -	33.103	45.545	***23.648***	1:42.296 **(2)**	85.63	0.405	17:28:09.519
3 -	***32.537***	45.493	23.861	***1:41.891*** **(1)**	***85.97***		***17:29:51.410***
4 -	33.915	45.494	23.683	1:43.092 **(3)**	84.97	1.201	17:31:34.502

P23 18 600 Jamie THOMAS Suzuki - Team RubyRacing

IDEAL LAP TIME : 1:42.180 BEST LAP TIME : 1:42.607 DIFFERENCE : 0.427

LAP	SECTOR 1	SECTOR 2	SECTOR 3	LAP TIME	MPH	DIFF	TIME OF DAY
1 -		46.109	24.420	2:37.650	55.56	55.043	17:26:26.257
2 -	32.750	45.622	24.235	***1:42.607*** **(1)**	***85.37***		***17:28:08.864***
3 -	***32.641***	***45.610***	24.608	1:42.859 **(2)**	85.16	0.252	17:29:51.723
4 -	33.301	46.143	***23.929***	1:43.373 **(3)**	84.74	0.766	17:31:35.096

P24 8 600 Dave SAUNDERS Honda -

IDEAL LAP TIME : 1:43.036 BEST LAP TIME : 1:43.095 DIFFERENCE : 0.059

LAP	SECTOR 1	SECTOR 2	SECTOR 3	LAP TIME	MPH	DIFF	TIME OF DAY
1 -		46.506	***24.177***	2:38.118	55.40	55.023	17:26:26.725
2 -	***32.877***	***45.982***	24.236	***1:43.095*** **(1)**	***84.96***		***17:28:09.820***
3 -	33.240	46.327	24.851	1:44.418 **(3)**	83.89	1.323	17:29:54.238
4 -	33.371	46.362	24.368	1:44.101 **(2)**	84.14	1.006	17:31:38.339

P25 481 600 Clinton KEULDER Yamaha -

IDEAL LAP TIME : 1:42.912 BEST LAP TIME : 1:43.141 DIFFERENCE : 0.229

LAP	SECTOR 1	SECTOR 2	SECTOR 3	LAP TIME	MPH	DIFF	TIME OF DAY
1 -		47.560	23.874	2:38.469	55.27	55.328	17:26:27.076
2 -	34.133	46.731	23.949	1:44.813 **(3)**	83.57	1.672	17:28:11.889
3 -	33.261	46.318	24.082	1:43.661 **(2)**	84.50	0.520	17:29:55.550
4 -	33.458	***46.120***	***23.563***	***1:43.141*** **(1)**	***84.93***		***17:31:38.691***

P26 69 600 Robert WINDEATT Triumph - L&W Contractors

IDEAL LAP TIME : 1:42.216 BEST LAP TIME : 1:43.619 DIFFERENCE : 1.403

LAP	SECTOR 1	SECTOR 2	SECTOR 3	LAP TIME	MPH	DIFF	TIME OF DAY
1 -		46.992	24.321	2:39.687	54.85	56.068	17:26:28.294
2 -	33.556	46.400	23.663	***1:43.619*** **(1)**	***84.53***		***17:28:11.913***
3 -	33.805	***46.155***	24.049	1:44.009 **(2)**	84.22	0.390	17:29:55.922
4 -	33.415	47.021	***23.599***	1:44.035 **(3)**	84.20	0.416	17:31:39.957

P27 333 600 Robert PRICE Suzuki -

IDEAL LAP TIME : 1:46.983 BEST LAP TIME : 1:47.342 DIFFERENCE : 0.359

LAP	SECTOR 1	SECTOR 2	SECTOR 3	LAP TIME	MPH	DIFF	TIME OF DAY
1 -		48.258	25.027	2:44.709	53.18	57.367	17:26:33.316

Weather / Track : Sunny / Dry

Brands Hatch GP
Circuit Length = 2.4332 miles
Start: 17:23 Flag 17:31 End: 17:34

BMCRC - MRO Championships 2018 - Rnd 6 @ Brands Hatch GP

L&W Contractors Rookie 600 & 1000

RACE 17 - SECTOR ANALYSIS

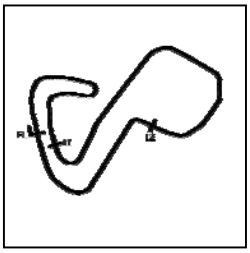

SECTOR 1 = FL to I1, SECTOR 2 = I1 to I2, SECTOR 3 = I2 to FL, DIFF = Difference To Personal Best Lap, P = Crossed Finish Line in Pit Lane, D = Time Disallowed

2 -	34.758	***47.858***	24.887	1:47.503 **(2)**	81.48	0.161	17:28:20.819
3 -	35.084	48.687	25.595	1:49.366 **(3)**	80.09	2.024	17:30:10.185
4 -	***34.486***	48.217	***24.639***	***1:47.342*** **(1)**	***81.60***		***17:31:57.527***

P28 33 1000 Carlo BOTTIGLIERI Yamaha - TMT Racing

IDEAL LAP TIME : 2:05.223 BEST LAP TIME : 2:05.714 DIFFERENCE : 0.491

LAP	SECTOR 1	SECTOR 2	SECTOR 3	LAP TIME	MPH	DIFF	TIME OF DAY
1 -			29.320	2:10.485	67.13	4.771	17:25:59.092
2 -	40.789	56.557	***28.738***	2:06.084 **(3)**	69.47	0.370	17:28:05.176
3 -	***40.080***	***56.405***	29.229	***2:05.714*** **(1)**	***69.68***		***17:30:10.890***
4 -	40.479	56.601	28.897	2:05.977 **(2)**	69.53	0.263	17:32:16.867

P29 903 600 Jeremy BONSOR Kawasaki -

IDEAL LAP TIME : 1:52.422 BEST LAP TIME : 1:52.549 DIFFERENCE : 0.127

LAP	SECTOR 1	SECTOR 2	SECTOR 3	LAP TIME	MPH	DIFF	TIME OF DAY
1 -		53.081	26.502	2:52.599	50.75	1:00.050	17:26:41.206
2 -	36.764	49.814	***26.316***	1:52.894 **(2)**	77.59	0.345	17:28:34.100
3 -	***36.350***	50.380	26.477	1:53.207 **(3)**	77.37	0.658	17:30:27.307
4 -	36.367	***49.756***	26.426	***1:52.549*** **(1)**	***77.83***		***17:32:19.856***

P30 999 600 Simon READ Yamaha -

IDEAL LAP TIME : 1:57.831 BEST LAP TIME : 1:58.345 DIFFERENCE : 0.514

LAP	SECTOR 1	SECTOR 2	SECTOR 3	LAP TIME	MPH	DIFF	TIME OF DAY
1 -		***52.855***	27.373	2:52.045	50.91	53.700	17:26:40.652
2 -	38.427	53.002	27.629	1:59.058 **(2)**	73.57	0.713	17:28:39.710
3 -	38.782	52.989	27.599	1:59.370 **(3)**	73.38	1.025	17:30:39.080
4 -	***37.935***	53.369	***27.041***	***1:58.345*** **(1)**	***74.01***		***17:32:37.425***

P31 78 600 Fred DAVIS Suzuki - None

IDEAL LAP TIME : 1:57.746 BEST LAP TIME : 1:58.264 DIFFERENCE : 0.518

LAP	SECTOR 1	SECTOR 2	SECTOR 3	LAP TIME	MPH	DIFF	TIME OF DAY
1 -		***52.866***	27.101	2:52.457	50.79	54.193	17:26:41.064
2 -	38.872	53.307	27.481	1:59.660 **(3)**	73.20	1.396	17:28:40.724
3 -	38.704	53.118	27.132	1:58.954 **(2)**	73.64	0.690	17:30:39.678
4 -	***38.078***	53.384	***26.802***	***1:58.264*** **(1)**	***74.07***		***17:32:37.942***

P32 110 1000 Peter GUNN BMW - Cannon BMW Motorrad

IDEAL LAP TIME : 1:34.414 BEST LAP TIME : 1:34.882 DIFFERENCE : 0.468

LAP	SECTOR 1	SECTOR 2	SECTOR 3	LAP TIME	MPH	DIFF	TIME OF DAY
1 -			22.297	1:40.141	87.47	5.259	17:25:28.748
2 -	30.588	43.115	***22.038***	1:35.741	91.49	0.859	17:27:04.489
3 -	30.529	***41.869***	22.484	***1:34.882*** **(1)**	***92.32***		***17:28:39.371***
4 -	31.146	42.480	22.107	1:35.733 **(3)**	91.50	0.851	17:30:15.104
5 -	***30.507***	42.616	22.549	1:35.672 **(2)**	91.56	0.790	17:31:50.776

P33 59 1000 Dave NESTER Bmw -

IDEAL LAP TIME : 1:43.506 BEST LAP TIME : 1:43.992 DIFFERENCE : 0.486

LAP	SECTOR 1	SECTOR 2	SECTOR 3	LAP TIME	MPH	DIFF	TIME OF DAY
1 -			23.634	1:51.072	78.86	7.080	17:25:39.679
2 -	***33.104***	47.364	23.524	***1:43.992*** **(1)**	***84.23***		***17:27:23.671***
3 -	34.010	***47.019***	***23.383***	1:44.412 **(2)**	83.89	0.420	17:29:08.083
4 -	34.021	48.251	23.899	1:46.171 **(3)**	82.50	2.179	17:30:54.254

P34 188 600 Dawid KRAWIECKI Yamaha - Code Blue LTD

IDEAL LAP TIME : 1:41.223 BEST LAP TIME : 1:41.463 DIFFERENCE : 0.240

LAP	SECTOR 1	SECTOR 2	SECTOR 3	LAP TIME	MPH	DIFF	TIME OF DAY
1 -		45.966	23.807	2:36.357	56.02	54.894	17:26:24.964

Weather / Track : Sunny / Dry

Brands Hatch GP
Circuit Length = 2.4332 miles
Start: 17:23 Flag 17:31 End: 17:34

BMCRC - MRO Championships 2018 - Rnd 6 @ Brands Hatch GP

L&W Contractors Rookie 600 & 1000

RACE 17 - SECTOR ANALYSIS

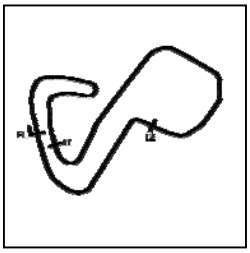

SECTOR 1 = FL to I1, SECTOR 2 = I1 to I2, SECTOR 3 = I2 to FL, DIFF = Difference To Personal Best Lap, P = Crossed Finish Line in Pit Lane, D = Time Disallowed

2 -	***32.708***	45.119	***23.636***	***1:41.463*** **(1)**	***86.33***		***17:28:06.427***
3 -	33.480	***44.879***	24.172	1:42.531 **(2)**	85.43	1.068	17:29:48.958

P35 37 600 Ricky WOODS Suzuki - RW Racing

IDEAL LAP TIME : 1:50.795 BEST LAP TIME : 1:51.029 DIFFERENCE : 0.234

LAP	SECTOR 1	SECTOR 2	SECTOR 3	LAP TIME	MPH	DIFF	TIME OF DAY
1 -		50.285	***25.588***	2:44.647	53.20	53.618	17:26:33.254
2 -	***34.939***	***50.268***	25.822	***1:51.029*** **(1)**	***78.89***		***17:28:24.283***

Weather / Track : Sunny / Dry

Brands Hatch GP
Circuit Length = 2.4332 miles
Start: 17:23 Flag 17:31 End: 17:34

BMCRC - MRO Championships 2018 - Rnd 6 @ Brands Hatch GP

L&W Contractors Rookie 600 & 1000

RACE 17 - BEST SECTORS

	SECTOR 1			SECTOR 2			SECTOR 3		
POS	NO	NAME	TIME	NO	NAME	TIME	NO	NAME	TIME
1	109	CAYFORD	30.453	110	GUNN	41.869	175	KENDLE	21.873
2	110	GUNN	30.507	109	CAYFORD	42.188	109	CAYFORD	21.995
3	195	WALSH	30.515	175	KENDLE	42.249	195	WALSH	22.002
4	50	WELFORD	30.599	50	WELFORD	42.881	110	GUNN	22.038
5	175	KENDLE	30.609	195	WALSH	43.113	97	STROUD	22.446
6	39	MORGAN	30.742	39	MORGAN	43.421	50	WELFORD	22.468
7	97	STROUD	30.882	97	STROUD	43.714	161	ANDERSON	22.803
8	107	WHEELDON	31.523	21	WHITCHER	43.954	47	PEAKE	23.034
9	47	PEAKE	31.576	161	ANDERSON	44.042	39	MORGAN	23.058
10	818	BARKER	31.576	47	PEAKE	44.289	107	WHEELDON	23.105
11	161	ANDERSON	31.673	107	WHEELDON	44.324	818	BARKER	23.257
12	21	WHITCHER	32.032	818	BARKER	44.462	2	TRUNDLE	23.274
13	99	BREEN	32.160	194	CRACKNELL	44.502	42	ATTWOOD	23.320
14	2	TRUNDLE	32.227	2	TRUNDLE	44.506	21	WHITCHER	23.321
15	100	HOWTON	32.263	42	ATTWOOD	44.850	59	NESTER	23.383
16	646	RAI	32.279	188	KRAWIECKI	44.879	99	BREEN	23.395
17	194	CRACKNELL	32.380	100	HOWTON	44.893	646	RAI	23.432
18	69	WINDEATT	32.462	646	RAI	44.951	194	CRACKNELL	23.528
19	31	BOUDIER	32.537	31	BOUDIER	45.422	481	KEULDER	23.563
20	42	ATTWOOD	32.605	18	THOMAS	45.610	199	FROST	23.587
21	18	THOMAS	32.641	82	HAWKINS	45.625	69	WINDEATT	23.599
22	188	KRAWIECKI	32.708	99	BREEN	45.630	82	HAWKINS	23.602
23	8	SAUNDERS	32.877	8	SAUNDERS	45.982	100	HOWTON	23.608
24	59	NESTER	33.104	481	KEULDER	46.120	188	KRAWIECKI	23.636
25	481	KEULDER	33.229	69	WINDEATT	46.155	31	BOUDIER	23.648
26	82	HAWKINS	33.249	199	FROST	46.813	18	THOMAS	23.929
27	199	FROST	33.398	59	NESTER	47.019	10	TRAXLER	24.090
28	10	TRAXLER	33.987	333	PRICE	47.858	8	SAUNDERS	24.177
29	77	TEODORESCU	34.308	77	TEODORESCU	47.937	77	TEODORESCU	24.542
30	333	PRICE	34.486	10	TRAXLER	48.261	333	PRICE	24.639
31	37	WOODS	34.939	903	BONSOR	49.756	37	WOODS	25.588
32	903	BONSOR	36.350	37	WOODS	50.268	903	BONSOR	26.316
33	999	READ	37.935	999	READ	52.855	78	DAVIS	26.802
34	78	DAVIS	38.078	78	DAVIS	52.866	999	READ	27.041
35	33	BOTTIGLIERI	40.080	33	BOTTIGLIERI	56.405	33	BOTTIGLIERI	28.738

IDEAL / BEST COMPARISON					
POS	NO	NAME	IDEAL	BEST	DIFF
		PERFECT LAP	1:34.195		
1	110	GUNN	1:34.414	1:34.882	0.468
2	109	CAYFORD	1:34.636	1:34.984	0.348
3	175	KENDLE	1:34.731	1:35.006	0.275
4	195	WALSH	1:35.630	1:35.685	0.055
5	50	WELFORD	1:35.948	1:36.029	0.081
6	97	STROUD	1:37.042	1:37.042	0.000
7	39	MORGAN	1:37.221	1:37.221	0.000
8	161	ANDERSON	1:38.518	1:38.954	0.436
9	47	PEAKE	1:38.899	1:39.123	0.224
10	107	WHEELDON	1:38.952	1:38.952	0.000
11	818	BARKER	1:39.295	1:39.315	0.020
12	21	WHITCHER	1:39.307	1:39.588	0.281
13	2	TRUNDLE	1:40.007	1:40.226	0.219
14	194	CRACKNELL	1:40.410	1:40.475	0.065
15	646	RAI	1:40.662	1:40.761	0.099
16	100	HOWTON	1:40.764	1:41.126	0.362
17	42	ATTWOOD	1:40.775	1:41.101	0.326
18	99	BREEN	1:41.185	1:42.108	0.923
19	188	KRAWIECKI	1:41.223	1:41.463	0.240
20	31	BOUDIER	1:41.607	1:41.891	0.284
21	18	THOMAS	1:42.180	1:42.607	0.427
22	69	WINDEATT	1:42.216	1:43.619	1.403
23	82	HAWKINS	1:42.476	1:42.864	0.388
24	481	KEULDER	1:42.912	1:43.141	0.229
25	8	SAUNDERS	1:43.036	1:43.095	0.059
26	59	NESTER	1:43.506	1:43.992	0.486
27	199	FROST	1:43.798	1:43.923	0.125
28	10	TRAXLER	1:46.338	1:46.497	0.159
29	77	TEODORESCU	1:46.787	1:47.250	0.463
30	333	PRICE	1:46.983	1:47.342	0.359
31	37	WOODS	1:50.795	1:51.029	0.234
32	903	BONSOR	1:52.422	1:52.549	0.127
33	78	DAVIS	1:57.746	1:58.264	0.518
34	999	READ	1:57.831	1:58.345	0.514
35	33	BOTTIGLIERI	2:05.223	2:05.714	0.491

Weather / Track : Sunny / Dry

Brands Hatch GP
Circuit Length = 2.4332 miles
Start: 17:23 Flag 17:31 End: 17:34

Results can be found at www.tsl-timing.com

Printed - 17:41 Saturday, 07 July 2018

BMCRC - MRO Championships 2018 - Rnd 6 @ Brands Hatch GP

L&W Contractors Rookie 600 & 1000

RACE 7 - GRID (7 Laps)

L&W CONTRACTORS LTD

ROW 14	42 **133** Mark LAWRENCE	41 **999** Simon READ 1:58.345	40 **78** Fred DAVIS 1:58.264
ROW 13	39 **903** Jeremy BONSOR 1:52.549	38 **37** Ricky WOODS 1:51.029	37 **333** Robert PRICE 1:47.342
ROW 12	36 **69** Robert WINDEATT 1:43.619	35 **481** Clinton KEULDER 1:43.141	34 **8** Dave SAUNDERS 1:43.095
ROW 11	33 **18** Jamie THOMAS 1:42.607	32 **31** Daniel BOUDIER 1:41.891	31 **188** Dawid KRAWIECKI 1:41.463
ROW 10	30 **100** Craig HOWTON 1:41.126	29 **42** Michael ATTWOOD 1:41.101	28 **194** Liam CRACKNELL 1:40.475
ROW 9	27 **2** Toby TRUNDLE 1:40.226	26 **21** Nick WHITCHER 1:39.588	25 **818** Alex BARKER 1:39.315
ROW 8	24 **47** James PEAKE 1:39.123	23 **107** Michael WHEELDON 1:38.952	22 **39** Max MORGAN 1:37.221
ROW 7	21	20	19
ROW 6	18	17 **669** Jon HILL	16 **272** Daniel JOHNSON
ROW 5	15 **33** Carlo BOTTIGLIERI 2:05.714	14 **77** Alin TEODORESCU 1:47.250	13 **10** Alexandru TRAXLER 1:46.497
ROW 4	12 **59** Dave NESTER 1:43.992	11 **199** Michael FROST 1:43.923	10 **82** Matthew HAWKINS 1:42.864
ROW 3	9 **99** Robert BREEN 1:42.108	8 **646** Sukhminder RAI 1:40.761	7 **161** Dean ANDERSON 1:38.954
ROW 2	6 **97** Antony STROUD 1:37.042	5 **50** Dan WELFORD 1:36.029	4 **195** Glenn WALSH 1:35.685
ROW 1	3 **175** Mark KENDLE 1:35.006	2 **109** Chris CAYFORD 1:34.984	1 **110** Peter GUNN 1:34.882

Pole

Brands Hatch GP
Circuit Length = 2.4332 miles

These results are provisional until the conclusion of any judicial and technical matters.

Clerk Of Course :		Timekeeper :

Results can be found at www.tsl-timing.com

Printed - 17:42 Saturday, 07 July 2018

TSL SPORTS TIMING TIMING SOLUTIONS LTD

MRO

BMCRC - MRO Championships 2018 - Rnd 6 @ Brands Hatch GP

L&W Contractors Rookie 600 & 1000

RACE 7 - CLASSIFICATION

POS	NO	CL	PIC	NAME	ENTRY	LAPS	TIME	GAP	DIFF	MPH	BEST	ON
1	109	1000	1	Chris CAYFORD	Yamaha -	7	11:08.999			91.65	1:34.010	7
2	175	1000	2	Mark KENDLE	Kawasaki - LiMAR OILTOOLS	7	11:11.280	2.281	2.281	91.34	1:33.725	6
3	195	1000	3	Glenn WALSH	Kawasaki - GW ELECTRICAL	7	11:15.156	6.157	3.876	90.82	1:34.546	2
4	50	1000	4	Dan WELFORD	Suzuki - SEG Sussex Electric Gates/ Vistec system	7	11:29.575	20.576	14.419	88.92	1:37.367	6
5	97	1000	5	Antony STROUD	Kawaski - A class asbestos limited	7	11:32.825	23.826	3.250	88.50	1:36.057	2
6	646	1000	6	Sukhminder RAI	Aprilia - Asian Sensation	7	11:49.738	40.739	16.913	86.39	1:40.228	2
7	82	1000	7	Matthew HAWKINS	Yamaha -	7	11:56.068	47.069	6.330	85.63	1:40.925	7
8	99	1000	8	Robert BREEN	Suzuki - Traxden Motorcycles	7	11:56.738	47.739	0.670	85.55	1:40.941	2
9	161 *	1000	9	Dean ANDERSON	Honda - FOG Racing	7	11:57.952	48.953	1.214	85.40	1:39.482	7
10	39	600	1	Max MORGAN	Kawasaki - MSS PERFORMANCE	7	12:14.468	1:05.469	16.516	83.48	1:36.249	3
11	77	1000	10	Alin TEODORESCU	Suzuki -	7	12:22.151	1:13.152	7.683	82.62	1:44.616	3
12	47	600	2	James PEAKE	Yamaha - Tommy Clarke's Tree surgey and Garden	7	12:27.678	1:18.679	5.527	82.01	1:38.944	6
13	199	1000	11	Michael FROST	Suzuki -	7	12:29.821	1:20.822	2.143	81.77	1:45.297	6
14	818	600	3	Alex BARKER	Yamaha - Courtneys Vehicle Logistics & Barker Wo	7	12:29.937	1:20.938	0.116	81.76	1:38.637	5
15	21	600	4	Nick WHITCHER	Yamaha -	7	12:32.510	1:23.511	2.573	81.48	1:39.024	3
16	42	600	5	Michael ATTWOOD	Yamaha - Moremoto	7	12:32.657	1:23.658	0.147	81.46	1:39.088	4
17	10	1000	12	Alexandru TRAXLER	Yamaha - Traxden Motorcycles	7	12:32.771	1:23.772	0.114	81.45	1:45.536	2
18	194	600	6	Liam CRACKNELL	Kawasaki -	7	12:37.873	1:28.874	5.102	80.90	1:39.403	6
19	2	600	7	Toby TRUNDLE	Triumph - Harris Motorcycles Ltd - Harlow Essex	7	12:38.826	1:29.827	0.953	80.80	1:39.861	6
20	100	600	8	Craig HOWTON	Suzuki - Me	7	12:46.182	1:37.183	7.356	80.03	1:40.222	2
21	188	600	9	Dawid KRAWIECKI	Yamaha - Code Blue LTD	7	12:47.680	1:38.681	1.498	79.87	1:41.324	4
22	481	600	10	Clinton KEULDER	Yamaha -	7	12:47.756	1:38.757	0.076	79.86	1:40.913	6
23	18	600	11	Jamie THOMAS	Suzuki - Team RubyRacing	7	12:49.938	1:40.939	2.182	79.64	1:40.555	4
24	59	1000	13	Dave NESTER	Bmw -	7	12:50.737	1:41.738	0.799	79.55	1:46.638	5
25	31	600	12	Daniel BOUDIER	Yamaha - Deben Racing	6	11:10.812	1 Lap	1 Lap	78.35	1:41.968	6
26	69	600	13	Robert WINDEATT	Triumph - L&W Contractors	6	11:11.403	1 Lap	0.591	78.28	1:41.860	6
27	8	600	14	Dave SAUNDERS	Honda -	6	11:13.571	1 Lap	2.168	78.03	1:42.095	4
28	333	600	15	Robert PRICE	Suzuki -	6	11:33.160	1 Lap	19.589	75.82	1:45.240	5
29	37	600	16	Ricky WOODS	Suzuki - RW Racing	6	11:49.086	1 Lap	15.926	74.12	1:48.639	2
30	903	600	17	Jeremy BONSOR	Kawasaki -	6	11:58.205	1 Lap	9.119	73.18	1:49.050	3
31	999	600	18	Simon READ	Yamaha -	6	12:15.702	1 Lap	17.497	71.44	1:52.173	4
32	78	600	19	Fred DAVIS	Suzuki - None	6	12:22.336	1 Lap	6.634	70.80	1:53.465	4
33	133	600	20	Mark LAWRENCE	Honda - Sarky racing	6	12:26.718	1 Lap	4.382	70.38	1:54.215	4
34	33	1000	14	Carlo BOTTIGLIERI	Yamaha - TMT Racing	6	12:33.117	1 Lap	6.399	69.78	2:04.596	6
					NOT CLASSIFIED							
DNF	107	600		Michael WHEELDON	Triumph -	6	10:48.798	1 Lap		81.00	1:38.647	5

FASTEST LAP

175	1000	Mark KENDLE	Kawasaki - LiMAR OILTOOLS	6	1:33.725	93.46 mph	150.41 kph
39	600	Max MORGAN	Kawasaki - MSS PERFORMANCE	3	1:36.249	91.01 mph	146.47 kph

*** No. 161 - 10 second penalty - jump start**
Class 1000 - 92.5% of Race Speed = 84.77 mph
Class 600 - 92.5% of Race Speed = 77.21 mph

Brands Hatch GP
Circuit Length = 2.4332 miles
Start: 12:42 Flag 12:53 End: 12:56

Weather / Track : Sunny / Dry
These results are provisional until the conclusion of any judicial and technical matters.

Clerk Of Course :		Timekeeper :

Results can be found at www.tsl-timing.com

Printed - 12:56 Sunday, 08 July 2018

BMCRC - MRO Championships 2018 - Rnd 6 @ Brands Hatch GP

L&W Contractors Rookie 600 & 1000

RACE 7 - LAP CHART

LAP 1 @ 12:44:13.164

NO	BEHIND	LAP TIME
195		1:39.392
175	0.322	1:39.714
109	0.504	1:39.896
50	2.546	1:41.938
97	5.179	1:44.571
646	5.444	1:44.836
161	5.823	1:45.215
99	6.727	1:46.119
82	7.823	1:47.215
199	10.599	1:49.991
77	11.115	1:50.507
10	12.158	1:51.550
59	19.050	1:58.442
33	28.818	2:08.210
39	50.635	2:30.027
47	52.528	2:31.920
818	53.534	2:32.926
42	53.705	2:33.097
107	54.164	2:33.556
21	54.454	2:33.846
100	55.067	2:34.459
2	55.680	2:35.072
188	56.726	2:36.118
194	57.199	2:36.591
18	57.635	2:37.027
31	57.836	2:37.228
481	58.616	2:38.008
8	59.136	2:38.528
69	59.274	2:38.666
333	1:02.075	2:41.467
37	1:03.147	2:42.539
903	1:08.005	2:47.397
78	1:09.702	2:49.094
999	1:10.129	2:49.521
133	1:11.263	2:50.655

LAP 2 @ 12:45:47.710

NO	BEHIND	LAP TIME
195		1:34.546
109	0.979	1:35.021
175	1.106	1:35.330
50	5.543	1:37.543
97	6.690	1:36.057
646	11.126	1:40.228
161	11.929	1:40.652
99	13.122	1:40.941
82	14.288	1:41.011
77	21.972	1:45.403
199	22.564	1:46.511
10	23.148	1:45.536
59	33.011	1:48.507
39	53.306	1:37.217
47	56.980	1:38.998
818	58.413	1:39.425
107	59.290	1:39.672
33	59.349	2:05.077
21	59.455	1:39.547
42	59.798	1:40.639
100	1:00.743	1:40.222
2	1:01.991	1:40.857
194	1:04.200	1:41.547
188	1:04.571	1:42.391
18	1:05.091	1:42.002
31	1:05.329	1:42.039
481	1:05.729	1:41.659
69	1:07.350	1:42.622
8	1:08.146	1:43.556
333	1:14.770	1:47.241
37	1:17.240	1:48.639
903	1:24.320	1:50.861
78	1:30.277	1:55.121
999	1:30.287	1:54.704
133	1:31.549	1:54.832

LAP 3 @ 12:47:22.808

NO	BEHIND	LAP TIME
195		1:35.098
109	0.127	1:34.246
175	2.491	1:36.483
50	8.213	1:37.768
97	8.409	1:36.817
646	16.331	1:40.303
161	16.655	1:39.824
99	19.241	1:41.217
82	21.333	1:42.143
77	31.490	1:44.616
10	34.280	1:46.230
199	34.789	1:47.323
59	45.071	1:47.158
39	54.457	1:36.249
47	1:01.268	1:39.386
818	1:02.297	1:38.982
107	1:03.186	1:38.994
21	1:03.381	1:39.024
42	1:04.567	1:39.867
100	1:06.612	1:40.967
2	1:08.485	1:41.592
194	1:09.745	1:40.643
18	1:11.401	1:41.408
188	1:11.877	1:42.404
481	1:12.361	1:41.730
31	1:13.977	1:43.746
69	1:15.927	1:43.675
8	1:16.460	1:43.412
333	1:26.222	1:46.550
33	1:28.850	2:04.599
37	1:31.658	1:49.516

LAP 4 @ 12:48:58.351

NO	BEHIND	LAP TIME
109		1:35.416
195	1.343	1:36.886
175	2.244	1:35.296
903	1 Lap	1:49.050
97	11.161	1:38.295
50	11.680	1:39.010
999	1 Lap	1:54.130
78	1 Lap	1:54.795
133	1 Lap	1:54.887
646	21.729	1:40.941
161	22.058	1:40.946
99	25.516	1:41.818
82	27.768	1:41.978
77	42.007	1:46.060
10	45.180	1:46.443
199	47.717	1:48.471
39	55.779	1:36.865
59	56.625	1:47.097
47	1:04.914	1:39.189
818	1:05.865	1:39.111
107	1:06.757	1:39.114
21	1:07.512	1:39.674
42	1:08.112	1:39.088
100	1:12.313	1:41.244
2	1:13.503	1:40.561
194	1:14.740	1:40.538
18	1:16.413	1:40.555
188	1:17.658	1:41.324
481	1:18.020	1:41.202
31	1:21.768	1:43.334
69	1:22.374	1:41.990
8	1:23.012	1:42.095

LAP 5 @ 12:50:33.859

NO	BEHIND	LAP TIME
109		1:35.508
333	1 Lap	1:47.021
195	2.256	1:36.421
175	2.330	1:35.594
37	1 Lap	1:49.599
97	14.188	1:38.535
50	14.654	1:38.482
903	1 Lap	1:50.970
33	1 Lap	2:04.976
161	28.033	1:41.483
646	28.622	1:42.401
999	1 Lap	1:52.173
99	31.558	1:41.550
78	1 Lap	1:53.465
82	33.970	1:41.710
133	1 Lap	1:54.215
77	51.695	1:45.196
10	56.612	1:46.940
39	57.952	1:37.681
199	58.454	1:46.245
59	1:07.755	1:46.638
47	1:08.381	1:38.975
818	1:08.994	1:38.637
107	1:09.896	1:38.647
21	1:11.506	1:39.502
42	1:11.753	1:39.149
2	1:18.861	1:40.866
100	1:18.922	1:42.117
194	1:18.960	1:39.728
18	1:23.403	1:42.498
188	1:23.588	1:41.438
481	1:23.953	1:41.441
31	1:28.757	1:42.497
69	1:29.456	1:42.590
8	1:30.610	1:43.106

LAP 6 @ 12:52:08.761

NO	BEHIND	LAP TIME
109		1:34.902
175	1.153	1:33.725
195	3.711	1:36.357
333	1 Lap	1:45.240
97	16.999	1:37.713
50	17.119	1:37.367
37	1 Lap	1:49.960
161	33.481	1:40.350
903	1 Lap	1:50.255
646	34.401	1:40.681
99	39.175	1:42.519
82	40.154	1:41.086
999	1 Lap	1:52.999
78	1 Lap	1:53.898
33	1 Lap	2:05.659
133	1 Lap	1:55.002
39	1:00.769	1:37.719
77	1:01.829	1:45.036
199	1:08.849	1:45.297
10	1:08.997	1:47.287
47	1:12.423	1:38.944
818	1:12.866	1:38.774
107	1:13.809	1:38.815
21	1:16.889	1:40.285
42	1:17.050	1:40.199
59	1:19.654	1:46.801
194	1:23.461	1:39.403
2	1:23.820	1:39.861
100	1:27.049	1:43.029
481	1:29.964	1:40.913
188	1:30.374	1:41.688
18	1:30.432	1:41.931

LAP 7 @ 12:53:42.771

NO	BEHIND	LAP TIME
109		1:34.010
31	1 Lap	1:41.968
175	2.281	1:35.138
69	1 Lap	1:41.860
8	1 Lap	1:42.874
195	6.157	1:36.456
50	20.576	1:37.467
97	23.826	1:40.837
333	1 Lap	1:45.641
161	38.953	1:39.482
37	1 Lap	1:48.833
646	40.739	1:40.348
82	47.069	1:40.925
99	47.739	1:42.574
903	1 Lap	1:49.672
39	1:05.469	1:38.710
999	1 Lap	1:52.175
77	1:13.152	1:45.333
78	1 Lap	1:55.963
133	1 Lap	1:57.127
47	1:18.679	1:40.266
199	1:20.822	1:45.983
818	1:20.938	1:42.082
21	1:23.511	1:40.632
42	1:23.658	1:40.618
10	1:23.772	1:48.785
33	1 Lap	2:04.596
194	1:28.874	1:39.423
2	1:29.827	1:40.017
100	1:37.183	1:44.144
188	1:38.681	1:42.317
481	1:38.757	1:42.803
18	1:40.939	1:44.517
59	1:41.738	1:56.094

Weather / Track : Sunny / Dry

Brands Hatch GP
Circuit Length = 2.4332 miles
Start: 12:42 Flag 12:53 End: 12:56

BMCRC - MRO Championships 2018 - Rnd 6 @ Brands Hatch GP

L&W Contractors Rookie 600 & 1000

RACE 7 - SECTOR ANALYSIS

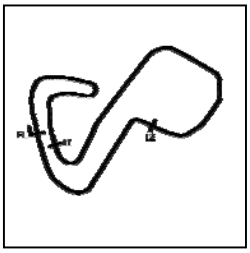

SECTOR 1 = FL to I1, SECTOR 2 = I1 to I2, SECTOR 3 = I2 to FL, DIFF = Difference To Personal Best Lap, P = Crossed Finish Line in Pit Lane, D = Time Disallowed

P1 109 1000 Chris CAYFORD Yamaha -

IDEAL LAP TIME : 1:33.775 BEST LAP TIME : 1:34.010 DIFFERENCE : 0.235

LAP	SECTOR 1	SECTOR 2	SECTOR 3	LAP TIME	MPH	DIFF	TIME OF DAY
1 -			***21.812***	1:39.896	87.68	5.886	12:44:13.668
2 -	30.294	42.615	22.112	1:35.021	92.18	1.011	12:45:48.689
3 -	30.094	***42.118***	22.034	1:34.246 **(2)**	92.94	0.236	12:47:22.935
4 -	30.750	42.563	22.103	1:35.416	91.80	1.406	12:48:58.351
5 -	30.699	42.464	22.345	1:35.508	91.71	1.498	12:50:33.859
6 -	30.395	42.219	22.288	1:34.902 **(3)**	92.30	0.892	12:52:08.761
7 -	***29.845***	42.198	21.967	***1:34.010*** **(1)**	***93.17***		***12:53:42.771***

P2 175 1000 Mark KENDLE Kawasaki - LiMAR OILTOOLS

IDEAL LAP TIME : 1:33.523 BEST LAP TIME : 1:33.725 DIFFERENCE : 0.202

LAP	SECTOR 1	SECTOR 2	SECTOR 3	LAP TIME	MPH	DIFF	TIME OF DAY
1 -			21.959	1:39.714	87.84	5.989	12:44:13.486
2 -	30.176	43.124	22.030	1:35.330	91.88	1.605	12:45:48.816
3 -	31.081	43.129	22.273	1:36.483	90.79	2.758	12:47:25.299
4 -	30.300	42.414	22.582	1:35.296 **(3)**	91.92	1.571	12:49:00.595
5 -	30.456	43.011	22.127	1:35.594	91.63	1.869	12:50:36.189
6 -	30.002	***41.949***	***21.774***	***1:33.725*** **(1)**	***93.46***		***12:52:09.914***
7 -	***29.800***	43.143	22.195	1:35.138 **(2)**	92.07	1.413	12:53:45.052

P3 195 1000 Glenn WALSH Kawasaki - GW ELECTRICAL

IDEAL LAP TIME : 1:34.488 BEST LAP TIME : 1:34.546 DIFFERENCE : 0.058

LAP	SECTOR 1	SECTOR 2	SECTOR 3	LAP TIME	MPH	DIFF	TIME OF DAY
1 -			22.130	1:39.392	88.13	4.846	12:44:13.164
2 -	30.236	***42.449***	***21.861***	***1:34.546*** **(1)**	***92.65***		***12:45:47.710***
3 -	***30.178***	42.855	22.065	1:35.098 **(2)**	92.11	0.552	12:47:22.808
4 -	31.947	42.815	22.124	1:36.886	90.41	2.340	12:48:59.694
5 -	31.181	43.079	22.161	1:36.421	90.84	1.875	12:50:36.115
6 -	30.773	43.033	22.551	1:36.357 **(3)**	90.91	1.811	12:52:12.472
7 -	30.623	43.460	22.373	1:36.456	90.81	1.910	12:53:48.928

P4 50 1000 Dan WELFORD Suzuki - SEG Sussex Electric Gates/ Vistec systems

IDEAL LAP TIME : 1:36.509 BEST LAP TIME : 1:37.367 DIFFERENCE : 0.858

LAP	SECTOR 1	SECTOR 2	SECTOR 3	LAP TIME	MPH	DIFF	TIME OF DAY
1 -			22.747	1:41.938	85.93	4.571	12:44:15.710
2 -	***30.630***	43.927	22.986	1:37.543 **(3)**	89.80	0.176	12:45:53.253
3 -	31.104	***43.665***	22.999	1:37.768	89.59	0.401	12:47:31.021
4 -	31.490	44.421	23.099	1:39.010	88.47	1.643	12:49:10.031
5 -	31.150	44.576	22.756	1:38.482	88.94	1.115	12:50:48.513
6 -	31.025	43.868	22.474	***1:37.367*** **(1)**	***89.96***		***12:52:25.880***
7 -	31.231	44.022	***22.214***	1:37.467 **(2)**	89.87	0.100	12:54:03.347

P5 97 1000 Antony STROUD Kawaski - A class asbestos limited

IDEAL LAP TIME : 1:35.963 BEST LAP TIME : 1:36.057 DIFFERENCE : 0.094

LAP	SECTOR 1	SECTOR 2	SECTOR 3	LAP TIME	MPH	DIFF	TIME OF DAY
1 -			22.929	1:44.571	83.76	8.514	12:44:18.343
2 -	30.641	***42.956***	22.460	***1:36.057*** **(1)**	***91.19***		***12:45:54.400***
3 -	***30.617***	43.810	***22.390***	1:36.817 **(2)**	90.47	0.760	12:47:31.217
4 -	30.817	44.470	23.008	1:38.295	89.11	2.238	12:49:09.512
5 -	31.242	44.518	22.775	1:38.535	88.90	2.478	12:50:48.047
6 -	30.944	43.979	22.790	1:37.713 **(3)**	89.64	1.656	12:52:25.760
7 -	31.083	45.422	24.332	1:40.837	86.87	4.780	12:54:06.597

P6 646 1000 Sukhminder RAI Aprilia - Asian Sensation

IDEAL LAP TIME : 1:39.475 BEST LAP TIME : 1:40.228 DIFFERENCE : 0.753

LAP	SECTOR 1	SECTOR 2	SECTOR 3	LAP TIME	MPH	DIFF	TIME OF DAY

Weather / Track : Sunny / Dry

Brands Hatch GP
Circuit Length = 2.4332 miles
Start: 12:42 Flag 12:53 End: 12:56

BMCRC - MRO Championships 2018 - Rnd 6 @ Brands Hatch GP

L&W Contractors Rookie 600 & 1000

RACE 7 - SECTOR ANALYSIS

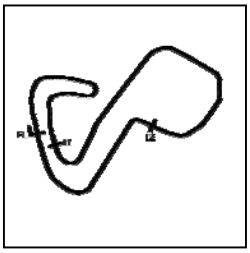

SECTOR 1 = FL to I1, SECTOR 2 = I1 to I2, SECTOR 3 = I2 to FL, DIFF = Difference To Personal Best Lap, P = Crossed Finish Line in Pit Lane, D = Time Disallowed

1 -			23.503	1:44.836		83.55	4.608	12:44:18.608
2 -	32.306	***44.608***	23.314	***1:40.228***	**(1)**	***87.39***		***12:45:58.836***
3 -	32.475	44.660	23.168	1:40.303	**(2)**	87.33	0.075	12:47:39.139
4 -	32.662	44.847	23.432	1:40.941		86.78	0.713	12:49:20.080
5 -	32.866	46.058	23.477	1:42.401		85.54	2.173	12:51:02.481
6 -	32.553	45.000	***23.128***	1:40.681		87.00	0.453	12:52:43.162
7 -	***31.739***	44.896	23.713	1:40.348	**(3)**	87.29	0.120	12:54:23.510

P7 82 1000 Matthew HAWKINS Yamaha -

IDEAL LAP TIME : 1:40.642 BEST LAP TIME : 1:40.925 DIFFERENCE : 0.283

LAP	SECTOR 1	SECTOR 2	SECTOR 3	LAP TIME		MPH	DIFF	TIME OF DAY
1 -			23.338	1:47.215		81.70	6.290	12:44:20.987
2 -	32.563	***45.061***	23.387	1:41.011	**(2)**	86.72	0.086	12:46:01.998
3 -	32.835	45.418	23.890	1:42.143		85.76	1.218	12:47:44.141
4 -	33.143	45.062	23.773	1:41.978		85.89	1.053	12:49:26.119
5 -	***32.385***	45.449	23.876	1:41.710		86.12	0.785	12:51:07.829
6 -	32.776	45.114	***23.196***	1:41.086	**(3)**	86.65	0.161	12:52:48.915
7 -	32.390	45.088	23.447	***1:40.925***	**(1)**	***86.79***		***12:54:29.840***

P8 99 1000 Robert BREEN Suzuki - Traxden Motorcycles

IDEAL LAP TIME : 1:40.606 BEST LAP TIME : 1:40.941 DIFFERENCE : 0.335

LAP	SECTOR 1	SECTOR 2	SECTOR 3	LAP TIME		MPH	DIFF	TIME OF DAY
1 -			***23.488***	1:46.119		82.54	5.178	12:44:19.891
2 -	***32.128***	45.080	23.733	***1:40.941***	**(1)**	***86.78***		***12:46:00.832***
3 -	32.479	***44.990***	23.748	1:41.217	**(2)**	86.54	0.276	12:47:42.049
4 -	32.761	45.179	23.878	1:41.818		86.03	0.877	12:49:23.867
5 -	32.258	45.005	24.287	1:41.550	**(3)**	86.26	0.609	12:51:05.417
6 -	33.176	45.462	23.881	1:42.519		85.44	1.578	12:52:47.936
7 -	32.770	46.032	23.772	1:42.574		85.40	1.633	12:54:30.510

P9 161 1000 Dean ANDERSON Honda - FOG Racing

IDEAL LAP TIME : 1:38.855 BEST LAP TIME : 1:39.482 DIFFERENCE : 0.627

LAP	SECTOR 1	SECTOR 2	SECTOR 3	LAP TIME		MPH	DIFF	TIME OF DAY
1 -			***23.009***	1:45.215		83.25	5.733	12:44:18.987
2 -	32.522	44.324	23.806	1:40.652		87.03	1.170	12:45:59.639
3 -	32.032	44.650	23.142	1:39.824	**(2)**	87.75	0.342	12:47:39.463
4 -	32.423	44.995	23.528	1:40.946		86.77	1.464	12:49:20.409
5 -	31.892	45.860	23.731	1:41.483		86.31	2.001	12:51:01.892
6 -	32.470	44.761	23.119	1:40.350	**(3)**	87.29	0.868	12:52:42.242
7 -	***31.885***	***43.961***	23.636	***1:39.482***	**(1)**	***88.05***		***12:54:21.724***

P10 39 600 Max MORGAN Kawasaki - MSS PERFORMANCE

IDEAL LAP TIME : 1:36.249 BEST LAP TIME : 1:36.249 DIFFERENCE : 0.000

LAP	SECTOR 1	SECTOR 2	SECTOR 3	LAP TIME		MPH	DIFF	TIME OF DAY
1 -		43.639	23.107	2:30.027		58.38	53.778	12:45:03.799
2 -	30.714	43.522	22.981	1:37.217	**(3)**	90.10	0.968	12:46:41.016
3 -	***30.574***	***42.766***	***22.909***	***1:36.249***	**(1)**	***91.01***		***12:48:17.265***
4 -	30.712	43.101	23.052	1:36.865	**(2)**	90.43	0.616	12:49:54.130
5 -	30.642	43.037	24.002	1:37.681		89.67	1.432	12:51:31.811
6 -	30.953	43.353	23.413	1:37.719		89.64	1.470	12:53:09.530
7 -	31.333	43.892	23.485	1:38.710		88.74	2.461	12:54:48.240

P11 77 1000 Alin TEODORESCU Suzuki -

IDEAL LAP TIME : 1:43.790 BEST LAP TIME : 1:44.616 DIFFERENCE : 0.826

LAP	SECTOR 1	SECTOR 2	SECTOR 3	LAP TIME		MPH	DIFF	TIME OF DAY
1 -			24.247	1:50.507		79.26	5.891	12:44:24.279
2 -	34.161	47.437	***23.805***	1:45.403		83.10	0.787	12:46:09.682
3 -	***32.945***	47.442	24.229	***1:44.616***	**(1)**	***83.73***		***12:47:54.298***
4 -	33.909	47.570	24.581	1:46.060		82.59	1.444	12:49:40.358

Weather / Track : Sunny / Dry

Brands Hatch GP
Circuit Length = 2.4332 miles
Start: 12:42 Flag 12:53 End: 12:56

BMCRC - MRO Championships 2018 - Rnd 6 @ Brands Hatch GP

L&W Contractors Rookie 600 & 1000

RACE 7 - SECTOR ANALYSIS

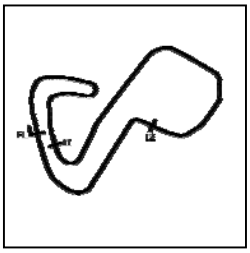

SECTOR 1 = FL to I1, SECTOR 2 = I1 to I2, SECTOR 3 = I2 to FL, DIFF = Difference To Personal Best Lap, P = Crossed Finish Line in Pit Lane, D = Time Disallowed

5 -	33.603	47.532	24.061	1:45.196 **(3)**	83.27	0.580	12:51:25.554
6 -	33.694	***47.040***	24.302	1:45.036 **(2)**	83.39	0.420	12:53:10.590
7 -	33.246	47.768	24.319	1:45.333	83.16	0.717	12:54:55.923

P12 47 600 James PEAKE

Yamaha - Tommy Clarke's Tree surgey and Garden Maintenanc

IDEAL LAP TIME : 1:38.758 BEST LAP TIME : 1:38.944 DIFFERENCE : 0.186

LAP	SECTOR 1	SECTOR 2	SECTOR 3	LAP TIME	MPH	DIFF	TIME OF DAY
1 -		44.471	23.374	2:31.920	57.66	52.976	12:45:05.692
2 -	31.472	44.271	23.255	1:38.998 **(3)**	88.48	0.054	12:46:44.690
3 -	31.509	44.555	23.322	1:39.386	88.13	0.442	12:48:24.076
4 -	31.587	44.470	***23.132***	1:39.189	88.31	0.245	12:50:03.265
5 -	***31.453***	44.238	23.284	1:38.975 **(2)**	88.50	0.031	12:51:42.240
6 -	31.477	***44.173***	23.294	***1:38.944*** **(1)**	***88.53***		***12:53:21.184***
7 -	31.520	45.336	23.410	1:40.266	87.36	1.322	12:55:01.450

P13 199 1000 Michael FROST

Suzuki -

IDEAL LAP TIME : 1:44.457 BEST LAP TIME : 1:45.297 DIFFERENCE : 0.840

LAP	SECTOR 1	SECTOR 2	SECTOR 3	LAP TIME	MPH	DIFF	TIME OF DAY
1 -			24.086	1:49.991	79.64	4.694	12:44:23.763
2 -	34.112	48.449	***23.950***	1:46.511	82.24	1.214	12:46:10.274
3 -	33.847	49.471	24.005	1:47.323	81.62	2.026	12:47:57.597
4 -	33.778	49.420	25.273	1:48.471	80.75	3.174	12:49:46.068
5 -	33.854	47.356	25.035	1:46.245 **(3)**	82.44	0.948	12:51:32.313
6 -	33.666	47.425	24.206	***1:45.297*** **(1)**	***83.19***		***12:53:17.610***
7 -	***33.365***	***47.142***	25.476	1:45.983 **(2)**	82.65	0.686	12:55:03.593

P14 818 600 Alex BARKER

Yamaha - Courtneys Vehicle Logistics & Barker Woodrow Archit

IDEAL LAP TIME : 1:38.499 BEST LAP TIME : 1:38.637 DIFFERENCE : 0.138

LAP	SECTOR 1	SECTOR 2	SECTOR 3	LAP TIME	MPH	DIFF	TIME OF DAY
1 -		44.485	23.534	2:32.926	57.28	54.289	12:45:06.698
2 -	31.699	44.275	23.451	1:39.425	88.10	0.788	12:46:46.123
3 -	31.836	***43.801***	23.345	1:38.982 **(3)**	88.49	0.345	12:48:25.105
4 -	31.676	44.213	23.222	1:39.111	88.38	0.474	12:50:04.216
5 -	***31.490***	43.873	23.274	***1:38.637*** **(1)**	***88.80***		***12:51:42.853***
6 -	31.601	43.965	***23.208***	1:38.774 **(2)**	88.68	0.137	12:53:21.627
7 -	32.114	45.114	24.854	1:42.082	85.81	3.445	12:55:03.709

P15 21 600 Nick WHITCHER

Yamaha -

IDEAL LAP TIME : 1:38.890 BEST LAP TIME : 1:39.024 DIFFERENCE : 0.134

LAP	SECTOR 1	SECTOR 2	SECTOR 3	LAP TIME	MPH	DIFF	TIME OF DAY
1 -		44.963	23.382	2:33.846	56.93	54.822	12:45:07.618
2 -	32.143	44.130	23.274	1:39.547 **(3)**	87.99	0.523	12:46:47.165
3 -	***31.704***	***44.047***	23.273	***1:39.024*** **(1)**	***88.46***		***12:48:26.189***
4 -	31.794	44.741	***23.139***	1:39.674	87.88	0.650	12:50:05.863
5 -	31.922	44.161	23.419	1:39.502 **(2)**	88.03	0.478	12:51:45.365
6 -	32.196	44.672	23.417	1:40.285	87.34	1.261	12:53:25.650
7 -	31.907	44.764	23.961	1:40.632	87.04	1.608	12:55:06.282

P16 42 600 Michael ATTWOOD

Yamaha - Moremoto

IDEAL LAP TIME : 1:38.932 BEST LAP TIME : 1:39.088 DIFFERENCE : 0.156

LAP	SECTOR 1	SECTOR 2	SECTOR 3	LAP TIME	MPH	DIFF	TIME OF DAY
1 -		44.960	23.213	2:33.097	57.21	54.009	12:45:06.869
2 -	32.335	44.985	23.319	1:40.639	87.04	1.551	12:46:47.508
3 -	32.307	44.557	23.003	1:39.867 **(3)**	87.71	0.779	12:48:27.375
4 -	31.976	***44.279***	***22.833***	***1:39.088*** **(1)**	***88.40***		***12:50:06.463***
5 -	***31.820***	44.282	23.047	1:39.149 **(2)**	88.35	0.061	12:51:45.612
6 -	32.410	44.530	23.259	1:40.199	87.42	1.111	12:53:25.811
7 -	31.866	44.973	23.779	1:40.618	87.06	1.530	12:55:06.429

Weather / Track : Sunny / Dry

Brands Hatch GP
Circuit Length = 2.4332 miles
Start: 12:42 Flag 12:53 End: 12:56

BMCRC - MRO Championships 2018 - Rnd 6 @ Brands Hatch GP

L&W Contractors Rookie 600 & 1000

RACE 7 - SECTOR ANALYSIS

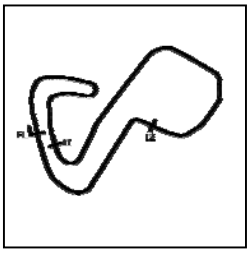

SECTOR 1 = FL to I1, SECTOR 2 = I1 to I2, SECTOR 3 = I2 to FL, DIFF = Difference To Personal Best Lap, P = Crossed Finish Line in Pit Lane, D = Time Disallowed

P17 10 1000 Alexandru TRAXLER Yamaha - Traxden Motorcycles

IDEAL LAP TIME : 1:45.186 BEST LAP TIME : 1:45.536 DIFFERENCE : 0.350

LAP	SECTOR 1	SECTOR 2	SECTOR 3	LAP TIME	MPH	DIFF	TIME OF DAY
1 -			24.015	1:51.550	78.52	6.014	12:44:25.322
2 -	33.923	***47.824***	***23.789***	***1:45.536*** **(1)**	***83.00***		***12:46:10.858***
3 -	34.002	48.143	24.085	1:46.230 **(2)**	82.46	0.694	12:47:57.088
4 -	***33.573***	48.169	24.701	1:46.443 **(3)**	82.29	0.907	12:49:43.531
5 -	33.685	48.499	24.756	1:46.940	81.91	1.404	12:51:30.471
6 -	33.820	48.701	24.766	1:47.287	81.64	1.751	12:53:17.758
7 -	34.434	49.113	25.238	1:48.785	80.52	3.249	12:55:06.543

P18 194 600 Liam CRACKNELL Kawasaki -

IDEAL LAP TIME : 1:39.131 BEST LAP TIME : 1:39.403 DIFFERENCE : 0.272

LAP	SECTOR 1	SECTOR 2	SECTOR 3	LAP TIME	MPH	DIFF	TIME OF DAY
1 -		45.805	23.817	2:36.591	55.94	57.188	12:45:10.363
2 -	32.682	45.255	23.610	1:41.547	86.26	2.144	12:46:51.910
3 -	32.466	44.627	23.550	1:40.643	87.03	1.240	12:48:32.553
4 -	32.614	44.524	23.400	1:40.538	87.12	1.135	12:50:13.091
5 -	32.056	44.346	***23.326***	1:39.728 **(3)**	87.83	0.325	12:51:52.819
6 -	31.850	***44.143***	23.410	***1:39.403*** **(1)**	***88.12***		***12:53:32.222***
7 -	***31.662***	44.347	23.414	1:39.423 **(2)**	88.10	0.020	12:55:11.645

P19 2 600 Toby TRUNDLE Triumph - Harris Motorcycles Ltd - Harlow Essex

IDEAL LAP TIME : 1:39.451 BEST LAP TIME : 1:39.861 DIFFERENCE : 0.410

LAP	SECTOR 1	SECTOR 2	SECTOR 3	LAP TIME	MPH	DIFF	TIME OF DAY
1 -		45.462	23.708	2:35.072	56.48	55.211	12:45:08.844
2 -	32.821	44.229	23.807	1:40.857	86.85	0.996	12:46:49.701
3 -	33.011	44.722	23.859	1:41.592	86.22	1.731	12:48:31.293
4 -	32.605	44.514	23.442	1:40.561 **(3)**	87.10	0.700	12:50:11.854
5 -	32.751	44.612	23.503	1:40.866	86.84	1.005	12:51:52.720
6 -	32.399	***44.159***	***23.303***	***1:39.861*** **(1)**	***87.72***		***12:53:32.581***
7 -	***31.989***	44.677	23.351	1:40.017 **(2)**	87.58	0.156	12:55:12.598

P20 100 600 Craig HOWTON Suzuki - Me

IDEAL LAP TIME : 1:40.222 BEST LAP TIME : 1:40.222 DIFFERENCE : 0.000

LAP	SECTOR 1	SECTOR 2	SECTOR 3	LAP TIME	MPH	DIFF	TIME OF DAY
1 -		45.203	23.484	2:34.459	56.71	54.237	12:45:08.231
2 -	***32.390***	***44.439***	***23.393***	***1:40.222*** **(1)**	***87.40***		***12:46:48.453***
3 -	32.480	45.049	23.438	1:40.967 **(2)**	86.75	0.745	12:48:29.420
4 -	32.661	44.879	23.704	1:41.244 **(3)**	86.52	1.022	12:50:10.664
5 -	32.829	45.472	23.816	1:42.117	85.78	1.895	12:51:52.781
6 -	33.426	45.641	23.962	1:43.029	85.02	2.807	12:53:35.810
7 -	33.358	46.892	23.894	1:44.144	84.11	3.922	12:55:19.954

P21 188 600 Dawid KRAWIECKI Yamaha - Code Blue LTD

IDEAL LAP TIME : 1:40.961 BEST LAP TIME : 1:41.324 DIFFERENCE : 0.363

LAP	SECTOR 1	SECTOR 2	SECTOR 3	LAP TIME	MPH	DIFF	TIME OF DAY
1 -		46.129	***23.532***	2:36.118	56.11	54.794	12:45:09.890
2 -	32.729	45.781	23.881	1:42.391	85.55	1.067	12:46:52.281
3 -	33.124	45.556	23.724	1:42.404	85.54	1.080	12:48:34.685
4 -	32.342	45.313	23.669	***1:41.324*** **(1)**	***86.45***		***12:50:16.009***
5 -	32.407	***45.160***	23.871	1:41.438 **(2)**	86.35	0.114	12:51:57.447
6 -	32.680	45.450	23.558	1:41.688 **(3)**	86.14	0.364	12:53:39.135
7 -	***32.269***	45.801	24.247	1:42.317	85.61	0.993	12:55:21.452

P22 481 600 Clinton KEULDER Yamaha -

IDEAL LAP TIME : 1:40.566 BEST LAP TIME : 1:40.913 DIFFERENCE : 0.347

LAP	SECTOR 1	SECTOR 2	SECTOR 3	LAP TIME	MPH	DIFF	TIME OF DAY

Weather / Track : Sunny / Dry

Brands Hatch GP
Circuit Length = 2.4332 miles
Start: 12:42 Flag 12:53 End: 12:56

BMCRC - MRO Championships 2018 - Rnd 6 @ Brands Hatch GP

L&W Contractors Rookie 600 & 1000

RACE 7 - SECTOR ANALYSIS

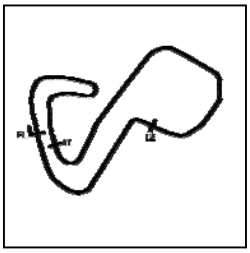

SECTOR 1 = FL to I1, SECTOR 2 = I1 to I2, SECTOR 3 = I2 to FL, DIFF = Difference To Personal Best Lap, P = Crossed Finish Line in Pit Lane, D = Time Disallowed

1 -		47.183	23.684	2:38.008	55.43	57.095	12:45:11.780
2 -	33.044	45.369	23.246	1:41.659	86.16	0.746	12:46:53.439
3 -	33.259	***45.275***	***23.196***	1:41.730	86.10	0.817	12:48:35.169
4 -	32.486	45.338	23.378	1:41.202 **(2)**	86.55	0.289	12:50:16.371
5 -	32.571	45.530	23.340	1:41.441 **(3)**	86.35	0.528	12:51:57.812
6 -	***32.095***	45.367	23.451	***1:40.913*** **(1)**	***86.80***		***12:53:38.725***
7 -	32.670	46.502	23.631	1:42.803	85.20	1.890	12:55:21.528

P23 18 600 Jamie THOMAS Suzuki - Team RubyRacing

IDEAL LAP TIME : 1:40.370 BEST LAP TIME : 1:40.555 DIFFERENCE : 0.185

LAP	SECTOR 1	SECTOR 2	SECTOR 3	LAP TIME	MPH	DIFF	TIME OF DAY
1 -		46.295	24.009	2:37.027	55.78	56.472	12:45:10.799
2 -	32.483	45.445	24.074	1:42.002	85.87	1.447	12:46:52.801
3 -	32.212	45.246	23.950	1:41.408 **(2)**	86.38	0.853	12:48:34.209
4 -	32.119	***44.792***	***23.644***	***1:40.555*** **(1)**	***87.11***		***12:50:14.764***
5 -	***31.934***	46.170	24.394	1:42.498	85.46	1.943	12:51:57.262
6 -	32.185	45.527	24.219	1:41.931 **(3)**	85.93	1.376	12:53:39.193
7 -	33.551	46.244	24.722	1:44.517	83.81	3.962	12:55:23.710

P24 59 1000 Dave NESTER Bmw -

IDEAL LAP TIME : 1:45.093 BEST LAP TIME : 1:46.638 DIFFERENCE : 1.545

LAP	SECTOR 1	SECTOR 2	SECTOR 3	LAP TIME	MPH	DIFF	TIME OF DAY
1 -			24.793	1:58.442	73.95	11.804	12:44:32.214
2 -	34.605	49.094	24.808	1:48.507	80.73	1.869	12:46:20.721
3 -	33.964	47.979	25.215	1:47.158	81.74	0.520	12:48:07.879
4 -	34.127	49.204	***23.766***	1:47.097 **(3)**	81.79	0.459	12:49:54.976
5 -	***33.387***	48.421	24.830	***1:46.638*** **(1)**	***82.14***		***12:51:41.614***
6 -	34.242	***47.940***	24.619	1:46.801 **(2)**	82.02	0.163	12:53:28.415
7 -	35.462	52.592	28.040	1:56.094	75.45	9.456	12:55:24.509

P25 31 600 Daniel BOUDIER Yamaha - Deben Racing

IDEAL LAP TIME : 1:41.348 BEST LAP TIME : 1:41.968 DIFFERENCE : 0.620

LAP	SECTOR 1	SECTOR 2	SECTOR 3	LAP TIME	MPH	DIFF	TIME OF DAY
1 -		46.170	***23.613***	2:37.228	55.71	55.260	12:45:11.000
2 -	32.884	***45.385***	23.770	1:42.039 **(2)**	85.84	0.071	12:46:53.039
3 -	34.094	45.904	23.748	1:43.746	84.43	1.778	12:48:36.785
4 -	33.336	46.025	23.973	1:43.334	84.77	1.366	12:50:20.119
5 -	33.026	45.625	23.846	1:42.497 **(3)**	85.46	0.529	12:52:02.616
6 -	***32.350***	45.742	23.876	***1:41.968*** **(1)**	***85.90***		***12:53:44.584***

P26 69 600 Robert WINDEATT Triumph - L&W Contractors

IDEAL LAP TIME : 1:41.610 BEST LAP TIME : 1:41.860 DIFFERENCE : 0.250

LAP	SECTOR 1	SECTOR 2	SECTOR 3	LAP TIME	MPH	DIFF	TIME OF DAY
1 -		47.267	23.753	2:38.666	55.20	56.806	12:45:12.438
2 -	33.283	***45.651***	23.688	1:42.622	85.36	0.762	12:46:55.060
3 -	32.942	46.856	23.877	1:43.675	84.49	1.815	12:48:38.735
4 -	***32.329***	45.944	23.717	1:41.990 **(2)**	85.88	0.130	12:50:20.725
5 -	32.663	46.037	23.890	1:42.590 **(3)**	85.38	0.730	12:52:03.315
6 -	32.409	45.821	***23.630***	***1:41.860*** **(1)**	***85.99***		***12:53:45.175***

P27 8 600 Dave SAUNDERS Honda -

IDEAL LAP TIME : 1:42.095 BEST LAP TIME : 1:42.095 DIFFERENCE : 0.000

LAP	SECTOR 1	SECTOR 2	SECTOR 3	LAP TIME	MPH	DIFF	TIME OF DAY
1 -		47.630	24.481	2:38.528	55.25	56.433	12:45:12.300
2 -	32.878	46.477	24.201	1:43.556	84.59	1.461	12:46:55.856
3 -	32.885	46.738	23.789	1:43.412	84.70	1.317	12:48:39.268
4 -	***32.301***	***46.009***	***23.785***	***1:42.095*** **(1)**	***85.80***		***12:50:21.363***
5 -	32.627	46.087	24.392	1:43.106 **(3)**	84.95	1.011	12:52:04.469
6 -	32.517	46.033	24.324	1:42.874 **(2)**	85.15	0.779	12:53:47.343

Weather / Track : Sunny / Dry

Brands Hatch GP
Circuit Length = 2.4332 miles
Start: 12:42 Flag 12:53 End: 12:56

BMCRC - MRO Championships 2018 - Rnd 6 @ Brands Hatch GP

L&W Contractors Rookie 600 & 1000

RACE 7 - SECTOR ANALYSIS

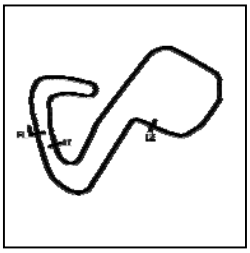

SECTOR 1 = FL to I1, SECTOR 2 = I1 to I2, SECTOR 3 = I2 to FL, DIFF = Difference To Personal Best Lap, P = Crossed Finish Line in Pit Lane, D = Time Disallowed

P28 333 600 Robert PRICE Suzuki -

IDEAL LAP TIME : 1:45.138 BEST LAP TIME : 1:45.240 DIFFERENCE : 0.102

LAP	SECTOR 1	SECTOR 2	SECTOR 3	LAP TIME	MPH	DIFF	TIME OF DAY
1 -		47.842	24.683	2:41.467	54.25	56.227	12:45:15.239
2 -	33.902	48.500	24.839	1:47.241	81.68	2.001	12:47:02.480
3 -	34.016	47.845	24.689	1:46.550 (3)	82.21	1.310	12:48:49.030
4 -	34.029	48.427	24.565	1:47.021	81.85	1.781	12:50:36.051
5 -	33.610	47.195	***24.435***	***1:45.240*** **(1)**	***83.23***		***12:52:21.291***
6 -	***33.510***	***47.193***	24.938	1:45.641 (2)	82.92	0.401	12:54:06.932

P29 37 600 Ricky WOODS Suzuki - RW Racing

IDEAL LAP TIME : 1:48.171 BEST LAP TIME : 1:48.639 DIFFERENCE : 0.468

LAP	SECTOR 1	SECTOR 2	SECTOR 3	LAP TIME	MPH	DIFF	TIME OF DAY
1 -		48.721	25.440	2:42.539	53.89	53.900	12:45:16.311
2 -	***34.327***	48.798	25.514	***1:48.639*** **(1)**	***80.63***		***12:47:04.950***
3 -	34.653	49.107	25.756	1:49.516 (3)	79.98	0.877	12:48:54.466
4 -	35.281	48.769	25.549	1:49.599	79.92	0.960	12:50:44.065
5 -	34.945	49.757	***25.258***	1:49.960	79.66	1.321	12:52:34.025
6 -	34.535	***48.586***	25.712	1:48.833 (2)	80.48	0.194	12:54:22.858

P30 903 600 Jeremy BONSOR Kawasaki -

IDEAL LAP TIME : 1:48.358 BEST LAP TIME : 1:49.050 DIFFERENCE : 0.692

LAP	SECTOR 1	SECTOR 2	SECTOR 3	LAP TIME	MPH	DIFF	TIME OF DAY
1 -		49.895	25.743	2:47.397	52.32	58.347	12:45:21.169
2 -	35.509	49.289	26.063	1:50.861	79.01	1.811	12:47:12.030
3 -	35.479	***48.216***	***25.355***	***1:49.050*** **(1)**	***80.32***		***12:49:01.080***
4 -	35.294	49.628	26.048	1:50.970	78.93	1.920	12:50:52.050
5 -	35.673	48.842	25.740	1:50.255 (3)	79.45	1.205	12:52:42.305
6 -	***34.787***	48.713	26.172	1:49.672 (2)	79.87	0.622	12:54:31.977

P31 999 600 Simon READ Yamaha -

IDEAL LAP TIME : 1:51.793 BEST LAP TIME : 1:52.173 DIFFERENCE : 0.380

LAP	SECTOR 1	SECTOR 2	SECTOR 3	LAP TIME	MPH	DIFF	TIME OF DAY
1 -		51.119	26.919	2:49.521	51.67	57.348	12:45:23.293
2 -	36.886	51.090	26.728	1:54.704	76.36	2.531	12:47:17.997
3 -	36.789	50.866	26.475	1:54.130	76.75	1.957	12:49:12.127
4 -	36.345	49.909	***25.919***	***1:52.173*** **(1)**	***78.09***		***12:51:04.300***
5 -	36.210	50.755	26.034	1:52.999 (3)	77.52	0.826	12:52:57.299
6 -	***36.053***	***49.821***	26.301	1:52.175 (2)	78.09	0.002	12:54:49.474

P32 78 600 Fred DAVIS Suzuki - None

IDEAL LAP TIME : 1:53.165 BEST LAP TIME : 1:53.465 DIFFERENCE : 0.300

LAP	SECTOR 1	SECTOR 2	SECTOR 3	LAP TIME	MPH	DIFF	TIME OF DAY
1 -		51.626	26.716	2:49.094	51.80	55.629	12:45:22.866
2 -	36.628	51.555	26.938	1:55.121	76.09	1.656	12:47:17.987
3 -	37.626	51.263	***25.906***	1:54.795 (3)	76.30	1.330	12:49:12.782
4 -	36.416	***50.990***	26.059	***1:53.465*** **(1)**	***77.20***		***12:51:06.247***
5 -	***36.269***	***50.990***	26.639	1:53.898 (2)	76.90	0.433	12:53:00.145
6 -	37.159	51.431	27.373	1:55.963	75.53	2.498	12:54:56.108

P33 133 600 Mark LAWRENCE Honda - Sarky racing

IDEAL LAP TIME : 1:53.169 BEST LAP TIME : 1:54.215 DIFFERENCE : 1.046

LAP	SECTOR 1	SECTOR 2	SECTOR 3	LAP TIME	MPH	DIFF	TIME OF DAY
1 -		***51.425***	26.823	2:50.655	51.33	56.440	12:45:24.427
2 -	36.248	51.581	27.003	1:54.832 (2)	76.28	0.617	12:47:19.259
3 -	36.859	51.773	***26.255***	1:54.887 (3)	76.24	0.672	12:49:14.146
4 -	***35.489***	51.507	27.219	***1:54.215*** **(1)**	***76.69***		***12:51:08.361***
5 -	36.265	51.563	27.174	1:55.002	76.17	0.787	12:53:03.363

Weather / Track : Sunny / Dry

Brands Hatch GP
Circuit Length = 2.4332 miles
Start: 12:42 Flag 12:53 End: 12:56

BMCRC - MRO Championships 2018 - Rnd 6 @ Brands Hatch GP

L&W Contractors Rookie 600 & 1000

RACE 7 - SECTOR ANALYSIS

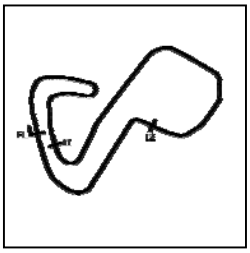

SECTOR 1 = FL to I1, SECTOR 2 = I1 to I2, SECTOR 3 = I2 to FL, DIFF = Difference To Personal Best Lap, P = Crossed Finish Line in Pit Lane, D = Time Disallowed

6 -	37.407	52.375	27.345	1:57.127	74.78	2.912	12:55:00.490

P34 33 1000 Carlo BOTTIGLIERI Yamaha - TMT Racing

IDEAL LAP TIME : 2:02.691 BEST LAP TIME : 2:04.596 DIFFERENCE : 1.905

LAP	SECTOR 1	SECTOR 2	SECTOR 3	LAP TIME	MPH	DIFF	TIME OF DAY
1 -			***27.775***	2:08.210	68.32	3.614	12:44:41.982
2 -	40.039	56.990	28.048	2:05.077	70.03	0.481	12:46:47.059
3 -	40.005	56.014	28.580	2:04.599 **(2)**	70.30	0.003	12:48:51.658
4 -	***39.998***	55.944	29.034	2:04.976 **(3)**	70.09	0.380	12:50:56.634
5 -	40.179	56.218	29.262	2:05.659	69.71	1.063	12:53:02.293
6 -	40.597	***54.918***	29.081	***2:04.596*** **(1)**	***70.30***		***12:55:06.889***

P35 107 600 Michael WHEELDON Triumph -

IDEAL LAP TIME : 1:37.942 BEST LAP TIME : 1:38.647 DIFFERENCE : 0.705

LAP	SECTOR 1	SECTOR 2	SECTOR 3	LAP TIME	MPH	DIFF	TIME OF DAY
1 -		45.077	23.343	2:33.556	57.04	54.909	12:45:07.328
2 -	31.955	44.367	23.350	1:39.672	87.88	1.025	12:46:47.000
3 -	31.439	44.224	23.331	1:38.994 **(3)**	88.48	0.347	12:48:25.994
4 -	31.668	44.278	23.168	1:39.114	88.38	0.467	12:50:05.108
5 -	31.403	44.111	***23.133***	***1:38.647*** **(1)**	***88.79***		***12:51:43.755***
6 -	31.679	***43.788***	23.348	1:38.815 **(2)**	88.64	0.168	12:53:22.570

Weather / Track : Sunny / Dry

Brands Hatch GP
Circuit Length = 2.4332 miles
Start: 12:42 Flag 12:53 End: 12:56

BMCRC - MRO Championships 2018 - Rnd 6 @ Brands Hatch GP

L&W Contractors Rookie 600 & 1000

RACE 7 - BEST SECTORS

	SECTOR 1			SECTOR 2			SECTOR 3		
POS	NO	NAME	TIME	NO	NAME	TIME	NO	NAME	TIME
1	175	KENDLE	29.800	175	KENDLE	41.949	175	KENDLE	21.774
2	109	CAYFORD	29.845	109	CAYFORD	42.118	109	CAYFORD	21.812
3	195	WALSH	30.178	195	WALSH	42.449	195	WALSH	21.861
4	39	MORGAN	30.574	39	MORGAN	42.766	50	WELFORD	22.214
5	97	STROUD	30.617	97	STROUD	42.956	97	STROUD	22.390
6	50	WELFORD	30.630	50	WELFORD	43.665	42	ATTWOOD	22.833
7	107	WHEELDON	31.021	107	WHEELDON	43.788	39	MORGAN	22.909
8	47	PEAKE	31.453	818	BARKER	43.801	161	ANDERSON	23.009
9	818	BARKER	31.490	161	ANDERSON	43.961	646	RAI	23.128
10	194	CRACKNELL	31.662	21	WHITCHER	44.047	47	PEAKE	23.132
11	21	WHITCHER	31.704	194	CRACKNELL	44.143	107	WHEELDON	23.133
12	646	RAI	31.739	2	TRUNDLE	44.159	21	WHITCHER	23.139
13	42	ATTWOOD	31.820	47	PEAKE	44.173	82	HAWKINS	23.196
14	161	ANDERSON	31.885	42	ATTWOOD	44.279	481	KEULDER	23.196
15	18	THOMAS	31.934	100	HOWTON	44.439	818	BARKER	23.208
16	2	TRUNDLE	31.989	646	RAI	44.608	2	TRUNDLE	23.303
17	481	KEULDER	32.095	18	THOMAS	44.792	194	CRACKNELL	23.326
18	99	BREEN	32.128	99	BREEN	44.990	100	HOWTON	23.393
19	188	KRAWIECKI	32.269	82	HAWKINS	45.061	99	BREEN	23.488
20	8	SAUNDERS	32.301	188	KRAWIECKI	45.160	188	KRAWIECKI	23.532
21	69	WINDEATT	32.329	481	KEULDER	45.275	31	BOUDIER	23.613
22	31	BOUDIER	32.350	31	BOUDIER	45.385	69	WINDEATT	23.630
23	82	HAWKINS	32.385	69	WINDEATT	45.651	18	THOMAS	23.644
24	100	HOWTON	32.390	8	SAUNDERS	46.009	59	NESTER	23.766
25	77	TEODORESCU	32.945	77	TEODORESCU	47.040	8	SAUNDERS	23.785
26	199	FROST	33.365	199	FROST	47.142	10	TRAXLER	23.789
27	59	NESTER	33.387	333	PRICE	47.193	77	TEODORESCU	23.805
28	333	PRICE	33.510	10	TRAXLER	47.824	199	FROST	23.950
29	10	TRAXLER	33.573	59	NESTER	47.940	333	PRICE	24.435
30	37	WOODS	34.327	903	BONSOR	48.216	37	WOODS	25.258
31	903	BONSOR	34.787	37	WOODS	48.586	903	BONSOR	25.355
32	133	LAWRENCE	35.489	999	READ	49.821	78	DAVIS	25.906
33	999	READ	36.053	78	DAVIS	50.990	999	READ	25.919
34	78	DAVIS	36.269	133	LAWRENCE	51.425	133	LAWRENCE	26.255
35	33	BOTTIGLIERI	39.998	33	BOTTIGLIERI	54.918	33	BOTTIGLIERI	27.775

IDEAL / BEST COMPARISON					
POS	NO	NAME	IDEAL	BEST	DIFF
		PERFECT LAP	1:33.523		
1	175	KENDLE	1:33.523	1:33.725	0.202
2	109	CAYFORD	1:33.775	1:34.010	0.235
3	195	WALSH	1:34.488	1:34.546	0.058
4	97	STROUD	1:35.963	1:36.057	0.094
5	39	MORGAN	1:36.249	1:36.249	0.000
6	50	WELFORD	1:36.509	1:37.367	0.858
7	107	WHEELDON	1:37.942	1:38.647	0.705
8	818	BARKER	1:38.499	1:38.637	0.138
9	47	PEAKE	1:38.758	1:38.944	0.186
10	161	ANDERSON	1:38.855	1:39.482	0.627
11	21	WHITCHER	1:38.890	1:39.024	0.134
12	42	ATTWOOD	1:38.932	1:39.088	0.156
13	194	CRACKNELL	1:39.131	1:39.403	0.272
14	2	TRUNDLE	1:39.451	1:39.861	0.410
15	646	RAI	1:39.475	1:40.228	0.753
16	100	HOWTON	1:40.222	1:40.222	0.000
17	18	THOMAS	1:40.370	1:40.555	0.185
18	481	KEULDER	1:40.566	1:40.913	0.347
19	99	BREEN	1:40.606	1:40.941	0.335
20	82	HAWKINS	1:40.642	1:40.925	0.283
21	188	KRAWIECKI	1:40.961	1:41.324	0.363
22	31	BOUDIER	1:41.348	1:41.968	0.620
23	69	WINDEATT	1:41.610	1:41.860	0.250
24	8	SAUNDERS	1:42.095	1:42.095	0.000
25	77	TEODORESCU	1:43.790	1:44.616	0.826
26	199	FROST	1:44.457	1:45.297	0.840
27	59	NESTER	1:45.093	1:46.638	1.545
28	333	PRICE	1:45.138	1:45.240	0.102
29	10	TRAXLER	1:45.186	1:45.536	0.350
30	37	WOODS	1:48.171	1:48.639	0.468
31	903	BONSOR	1:48.358	1:49.050	0.692
32	999	READ	1:51.793	1:52.173	0.380
33	78	DAVIS	1:53.165	1:53.465	0.300
34	133	LAWRENCE	1:53.169	1:54.215	1.046
35	33	BOTTIGLIERI	2:02.691	2:04.596	1.905

Weather / Track : Sunny / Dry

Brands Hatch GP
Circuit Length = 2.4332 miles
Start: 12:42 Flag 12:53 End: 12:56

Results can be found at www.tsl-timing.com

Printed - 12:58 Sunday, 08 July 2018

BMCRC - MRO Championships 2018 - Rnd 6 @ Brands Hatch GP

L&W Contractors Rookie 600 & 1000

RACE 17 - GRID (7 Laps)

L&W CONTRACTORS LTD

ROW 14	42 **133** Mark LAWRENCE 1:54.215	41 **78** Fred DAVIS 1:53.465	40 **999** Simon READ 1:52.173
ROW 13	39 **903** Jeremy BONSOR 1:49.050	38 **37** Ricky WOODS 1:48.639	37 **333** Robert PRICE 1:45.240
ROW 12	36 **8** Dave SAUNDERS 1:42.095	35 **31** Daniel BOUDIER 1:41.968	34 **69** Robert WINDEATT 1:41.860
ROW 11	33 **188** Dawid KRAWIECKI 1:41.324	32 **481** Clinton KEULDER 1:40.913	31 **18** Jamie THOMAS 1:40.555
ROW 10	30 **100** Craig HOWTON 1:40.222	29 **2** Toby TRUNDLE 1:39.861	28 **194** Liam CRACKNELL 1:39.403
ROW 9	27 **42** Michael ATTWOOD 1:39.088	26 **21** Nick WHITCHER 1:39.024	25 **47** James PEAKE 1:38.944
ROW 8	24 **107** Michael WHEELDON 1:38.647	23 **818** Alex BARKER 1:38.637	22 **39** Max MORGAN 1:36.249
ROW 7	21	20	19
ROW 6	18	17 **669** Jon HILL	16 **272** Daniel JOHNSON
ROW 5	15 **110** Peter GUNN	14 **33** Carlo BOTTIGLIERI 2:04.596	13 **59** Dave NESTER 1:46.638
ROW 4	12 **10** Alexandru TRAXLER 1:45.536	11 **199** Michael FROST 1:45.297	10 **77** Alin TEODORESCU 1:44.616
ROW 3	9 **99** Robert BREEN 1:40.941	8 **82** Matthew HAWKINS 1:40.925	7 **646** Sukhminder RAI 1:40.228
ROW 2	6 **161** Dean ANDERSON 1:39.482	5 **50** Dan WELFORD 1:37.367	4 **97** Antony STROUD 1:36.057
ROW 1	3 **195** Glenn WALSH 1:34.546	2 **109** Chris CAYFORD 1:34.010	1 **175** Mark KENDLE 1:33.725 **Pole**

Brands Hatch GP
Circuit Length = 2.4332 miles

These results are provisional until the conclusion of any judicial and technical matters.

Clerk Of Course :		Timekeeper :

Results can be found at www.tsl-timing.com

Printed - 12:59 Sunday, 08 July 2018

TSL SPORTS TIMING TIMING SOLUTIONS LTD

BMCRC - MRO Championships 2018 - Rnd 6 @ Brands Hatch GP

L&W Contractors Rookie 600 & 1000

RACE 17 - CLASSIFICATION

POS	NO	CL	PIC	NAME	ENTRY	LAPS	TIME	GAP	DIFF	MPH	BEST	ON
1	175	1000	1	Mark KENDLE	Kawasaki - LiMAR OILTOOLS	7	11:12.692			91.15	1:34.098	5
2	109	1000	2	Chris CAYFORD	Yamaha -	7	11:14.156	1.464	1.464	90.95	1:34.408	7
3	195	1000	3	Glenn WALSH	Kawasaki - GW ELECTRICAL	7	11:16.442	3.750	2.286	90.64	1:35.462	2
4	50	1000	4	Dan WELFORD	Suzuki - SEG Sussex Electric Gates/ Vistec system	7	11:25.249	12.557	8.807	89.48	1:36.151	6
5	97	1000	5	Antony STROUD	Kawaski - A class asbestos limited	7	11:33.916	21.224	8.667	88.36	1:36.967	2
6	161	1000	6	Dean ANDERSON	Honda - FOG Racing	7	11:46.084	33.392	12.168	86.84	1:39.410	2
7	646	1000	7	Sukhminder RAI	Aprilia - Asian Sensation	7	11:55.804	43.112	9.720	85.66	1:40.241	7
8	82	1000	8	Matthew HAWKINS	Yamaha -	7	11:57.144	44.452	1.340	85.50	1:40.416	2
9	77	1000	9	Alin TEODORESCU	Suzuki -	7	11:57.392	44.700	0.248	85.47	1:41.076	2
10	199	1000	10	Michael FROST	Suzuki -	7	12:12.145	59.453	14.753	83.75	1:43.173	7
11	47	600	1	James PEAKE	Yamaha - Tommy Clarke's Tree surgey and Garden	7	12:28.751	1:16.059	16.606	81.89	1:38.301	5
12	21	600	2	Nick WHITCHER	Yamaha -	7	12:30.638	1:17.946	1.887	81.68	1:38.428	5
13	818	600	3	Alex BARKER	Yamaha - Courtneys Vehicle Logistics & Barker Wo	7	12:30.939	1:18.247	0.301	81.65	1:38.650	7
14	59	1000	11	Dave NESTER	Bmw -	7	12:36.724	1:24.032	5.785	81.03	1:46.487	2
15	194	600	4	Liam CRACKNELL	Kawasaki -	7	12:39.218	1:26.526	2.494	80.76	1:39.403	7
16	42	600	5	Michael ATTWOOD	Yamaha - Moremoto	7	12:39.283	1:26.591	0.065	80.75	1:39.525	7
17	2	600	6	Toby TRUNDLE	Triumph - Harris Motorcycles Ltd - Harlow Essex	7	12:39.673	1:26.981	0.390	80.71	1:39.462	6
18	188	600	7	Dawid KRAWIECKI	Yamaha - Code Blue LTD	7	12:47.285	1:34.593	7.612	79.91	1:40.684	6
19	31	600	8	Daniel BOUDIER	Yamaha - Deben Racing	7	12:51.046	1:38.354	3.761	79.52	1:40.567	7
20	69	600	9	Robert WINDEATT	Triumph - L&W Contractors	6	11:13.373	1 Lap	1 Lap	78.05	1:41.712	6
21	18	600	10	Jamie THOMAS	Suzuki - Team RubyRacing	6	11:14.277	1 Lap	0.904	77.94	1:41.894	2
22	8	600	11	Dave SAUNDERS	Honda -	6	11:18.445	1 Lap	4.168	77.46	1:42.497	5
23	100	600	12	Craig HOWTON	Suzuki - Me	6	11:27.294	1 Lap	8.849	76.47	1:40.793	2
24	333	600	13	Robert PRICE	Suzuki -	6	11:33.882	1 Lap	6.588	75.74	1:45.272	4
25	903	600	14	Jeremy BONSOR	Kawasaki -	6	12:00.325	1 Lap	26.443	72.96	1:49.443	3
26	999	600	15	Simon READ	Yamaha -	6	12:32.781	1 Lap	32.456	69.81	1:54.190	6
27	78	600	16	Fred DAVIS	Suzuki - None	6	12:33.096	1 Lap	0.315	69.79	1:53.963	6
28	33	1000	12	Carlo BOTTIGLIERI	Yamaha - TMT Racing	6	12:34.170	1 Lap	1.074	69.69	2:04.373	5
29	133	600	17	Mark LAWRENCE	Honda - Sarky racing	6	12:58.515	1 Lap	24.345	67.51	1:57.772	5
					NOT CLASSIFIED							
DNF	481	600		Clinton KEULDER	Yamaha -	6	11:10.632	1 Lap		78.37	1:41.267	6
DNF	39	600		Max MORGAN	Kawasaki - MSS PERFORMANCE	0						

FASTEST LAP

175	1000	Mark KENDLE	Kawasaki - LiMAR OILTOOLS	5	1:34.098	93.09 mph	149.81 kph
47	600	James PEAKE	Yamaha - Tommy Clarke's Tree surgey and Garden	5	1:38.301	89.11 mph	143.41 kph

Class 1000 - 92.5% of Race Speed = 84.31 mph
Class 600 - 92.5% of Race Speed = 75.74 mph

Brands Hatch GP
Circuit Length = 2.4332 miles
Start: 16:30 Flag 16:41 End: 16:43

Weather / Track : Sunny / Dry
These results are provisional until the conclusion of any judicial and technical matters.

Clerk Of Course :		Timekeeper :

Results can be found at www.tsl-timing.com

Printed - 16:44 Sunday, 08 July 2018

BMCRC - MRO Championships 2018 - Rnd 6 @ Brands Hatch GP

L&W Contractors Rookie 600 & 1000

RACE 17 - LAP CHART

LAP 1 @ 16:32:12.525

NO	BEHIND	LAP TIME
109		1:40.352
175	0.089	1:40.441
195	0.572	1:40.924
97	2.006	1:42.358
50	2.791	1:43.143
161	4.325	1:44.677
646	6.322	1:46.674
82	6.541	1:46.893
77	7.451	1:47.803
199	9.101	1:49.453
59	13.224	1:53.576
33	29.504	2:09.856
21	55.501	2:35.853
47	55.604	2:35.956
818	55.914	2:36.266
42	56.643	2:36.995
194	57.289	2:37.641
2	57.741	2:38.093
100	58.271	2:38.623
188	58.523	2:38.875
31	59.834	2:40.186
481	1:00.148	2:40.500
18	1:00.737	2:41.089
69	1:00.852	2:41.204
8	1:02.073	2:42.425
333	1:03.724	2:44.076
903	1:09.772	2:50.124
78	1:12.823	2:53.175
999	1:17.954	2:58.306
133	1:19.310	2:59.662

LAP 2 @ 16:33:47.708

NO	BEHIND	LAP TIME
109		1:35.183
175	0.062	1:35.156
195	0.851	1:35.462
97	3.790	1:36.967
50	4.428	1:36.820
161	8.552	1:39.410
82	11.774	1:40.416
646	12.411	1:41.272
77	13.344	1:41.076
199	18.034	1:44.116
59	24.528	1:46.487
47	58.777	1:38.356
33	58.932	2:04.611
21	59.510	1:39.192
818	1:00.131	1:39.400
194	1:01.894	1:39.788
42	1:02.273	1:40.813
2	1:02.665	1:40.107
100	1:03.881	1:40.793
188	1:04.235	1:40.895
31	1:05.726	1:41.075
481	1:06.276	1:41.311
18	1:07.448	1:41.894
69	1:07.869	1:42.200
8	1:10.647	1:43.757
333	1:14.179	1:45.638
903	1:24.200	1:49.611
78	1:34.105	1:56.465

LAP 3 @ 16:35:24.032

NO	BEHIND	LAP TIME
109		1:36.324
175	0.078	1:36.340
195	0.555	1:36.028
999	1 Lap	1:55.100
97	5.156	1:37.690
50	5.197	1:37.093
133	1 Lap	1:58.632
161	13.091	1:40.863
82	17.914	1:42.464
646	17.970	1:41.883
77	18.337	1:41.317
199	25.271	1:43.561
59	35.381	1:47.177
47	1:00.769	1:38.316
21	1:02.122	1:38.936
818	1:02.733	1:38.926
194	1:05.496	1:39.926
42	1:07.603	1:41.654
2	1:07.978	1:41.637
100	1:09.181	1:41.624
188	1:09.691	1:41.780
31	1:11.178	1:41.776
481	1:12.754	1:42.802
18	1:14.204	1:43.080
69	1:14.229	1:42.684
8	1:18.511	1:44.188
333	1:24.410	1:46.555
33	1:28.071	2:05.463

LAP 4 @ 16:36:59.672

NO	BEHIND	LAP TIME
175		1:35.562
109	0.059	1:35.699
195	0.905	1:35.990
903	1 Lap	1:49.443
97	7.005	1:37.489
50	7.233	1:37.676
161	18.179	1:40.728
78	1 Lap	1:57.030
999	1 Lap	1:55.432
82	25.191	1:42.917
646	25.303	1:42.973
77	25.766	1:43.069
133	1 Lap	1:59.775
199	33.813	1:44.182
59	46.577	1:46.836
47	1:03.727	1:38.598
21	1:05.614	1:39.132
818	1:06.422	1:39.329
194	1:09.776	1:39.920
42	1:12.391	1:40.428
2	1:12.679	1:40.341
100	1:15.924	1:42.383
188	1:16.081	1:42.030
31	1:16.539	1:41.001
481	1:19.312	1:42.198
18	1:21.389	1:42.825
69	1:22.353	1:43.764
8	1:25.672	1:42.801
333	1:34.042	1:45.272

LAP 5 @ 16:38:33.770

NO	BEHIND	LAP TIME
175		1:34.098
109	1.737	1:35.776
195	2.277	1:35.470
50	10.915	1:37.780
97	12.187	1:39.280
903	1 Lap	1:49.859
33	1 Lap	2:05.449
161	23.863	1:39.782
646	32.272	1:41.067
82	32.493	1:41.400
77	33.379	1:41.711
78	1 Lap	1:55.958
999	1 Lap	1:54.306
199	42.908	1:43.193
133	1 Lap	1:59.585
59	1:00.806	1:48.327
47	1:07.930	1:38.301
21	1:09.944	1:38.428
818	1:11.515	1:39.191
194	1:15.816	1:40.138
42	1:18.314	1:40.021
2	1:18.878	1:40.297
188	1:23.333	1:41.350
31	1:27.682	1:45.241
481	1:27.768	1:42.554
18	1:30.043	1:42.752
69	1:30.064	1:41.809
8	1:34.071	1:42.497

LAP 6 @ 16:40:09.200

NO	BEHIND	LAP TIME
175		1:35.430
109	2.721	1:36.414
195	3.672	1:36.825
100	1 Lap	1:59.147
333	1 Lap	1:45.867
50	11.636	1:36.151
97	16.616	1:39.859
161	29.045	1:40.612
903	1 Lap	1:50.535
82	38.441	1:41.378
646	38.536	1:41.694
77	39.082	1:41.133
199	51.945	1:44.467
33	1 Lap	2:04.373
999	1 Lap	1:55.447
78	1 Lap	1:56.505
47	1:11.365	1:38.865
59	1:12.094	1:46.718
21	1:13.491	1:38.977
818	1:15.262	1:39.177
133	1 Lap	1:57.772
42	1:22.731	1:39.847
194	1:22.788	1:42.402
2	1:22.910	1:39.462
188	1:28.587	1:40.684
31	1:33.452	1:41.200
481	1:33.605	1:41.267

LAP 7 @ 16:41:44.865

NO	BEHIND	LAP TIME
175		1:35.665
69	1 Lap	1:41.712
109	1.464	1:34.408
18	1 Lap	1:42.637
195	3.750	1:35.743
8	1 Lap	1:42.777
50	12.557	1:36.586
100	1 Lap	1:44.724
333	1 Lap	1:46.474
97	21.224	1:40.273
161	33.392	1:40.012
646	43.112	1:40.241
82	44.452	1:41.676
77	44.700	1:41.283
903	1 Lap	1:50.753
199	59.453	1:43.173
47	1:16.059	1:40.359
21	1:17.946	1:40.120
818	1:18.247	1:38.650
999	1 Lap	1:54.190
78	1 Lap	1:53.963
33	1 Lap	2:04.418
59	1:24.032	1:47.603
194	1:26.526	1:39.403
42	1:26.591	1:39.525
2	1:26.981	1:39.736
188	1:34.593	1:41.671
31	1:38.354	1:40.567
133	1 Lap	2:03.089

Weather / Track : Sunny / Dry

Brands Hatch GP
Circuit Length = 2.4332 miles
Start: 16:30 Flag 16:41 End: 16:43

Results can be found at www.tsl-timing.com

Printed - 16:44 Sunday, 08 July 2018

BMCRC - MRO Championships 2018 - Rnd 6 @ Brands Hatch GP

L&W Contractors Rookie 600 & 1000

RACE 17 - SECTOR ANALYSIS

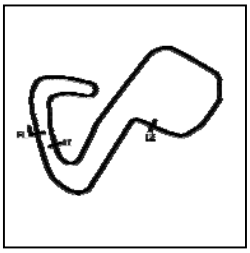

SECTOR 1 = FL to I1, SECTOR 2 = I1 to I2, SECTOR 3 = I2 to FL, DIFF = Difference To Personal Best Lap, P = Crossed Finish Line in Pit Lane, D = Time Disallowed

P1 175 1000 Mark KENDLE Kawasaki - LiMAR OILTOOLS

IDEAL LAP TIME : 1:34.098 BEST LAP TIME : 1:34.098 DIFFERENCE : 0.000

LAP	SECTOR 1	SECTOR 2	SECTOR 3	LAP TIME	MPH	DIFF	TIME OF DAY
1 -			22.240	1:40.441	87.21	6.343	16:32:12.614
2 -	30.575	42.501	22.080	1:35.156 **(2)**	92.05	1.058	16:33:47.770
3 -	30.608	43.349	22.383	1:36.340	90.92	2.242	16:35:24.110
4 -	30.524	42.751	22.287	1:35.562	91.66	1.464	16:36:59.672
5 -	***29.860***	***42.288***	***21.950***	***1:34.098*** **(1)**	***93.09***		***16:38:33.770***
6 -	29.968	43.465	21.997	1:35.430 **(3)**	91.79	1.332	16:40:09.200
7 -	30.727	42.771	22.167	1:35.665	91.56	1.567	16:41:44.865

P2 109 1000 Chris CAYFORD Yamaha -

IDEAL LAP TIME : 1:34.242 BEST LAP TIME : 1:34.408 DIFFERENCE : 0.166

LAP	SECTOR 1	SECTOR 2	SECTOR 3	LAP TIME	MPH	DIFF	TIME OF DAY
1 -			22.363	1:40.352	87.29	5.944	16:32:12.525
2 -	30.357	42.458	22.368	1:35.183 **(2)**	92.03	0.775	16:33:47.708
3 -	30.207	43.682	22.435	1:36.324	90.94	1.916	16:35:24.032
4 -	30.358	42.868	22.473	1:35.699 **(3)**	91.53	1.291	16:36:59.731
5 -	31.265	42.560	***21.951***	1:35.776	91.46	1.368	16:38:35.507
6 -	30.661	43.577	22.176	1:36.414	90.85	2.006	16:40:11.921
7 -	***30.069***	***42.222***	22.117	***1:34.408*** **(1)**	***92.78***		***16:41:46.329***

P3 195 1000 Glenn WALSH Kawasaki - GW ELECTRICAL

IDEAL LAP TIME : 1:34.918 BEST LAP TIME : 1:35.462 DIFFERENCE : 0.544

LAP	SECTOR 1	SECTOR 2	SECTOR 3	LAP TIME	MPH	DIFF	TIME OF DAY
1 -			22.171	1:40.924	86.79	5.462	16:32:13.097
2 -	30.353	42.767	22.342	***1:35.462*** **(1)**	***91.76***		***16:33:48.559***
3 -	30.455	43.228	22.345	1:36.028	91.22	0.566	16:35:24.587
4 -	30.391	43.012	22.587	1:35.990	91.25	0.528	16:37:00.577
5 -	30.874	***42.478***	***22.118***	1:35.470 **(2)**	91.75	0.008	16:38:36.047
6 -	30.469	43.776	22.580	1:36.825	90.47	1.363	16:40:12.872
7 -	***30.322***	42.937	22.484	1:35.743 **(3)**	91.49	0.281	16:41:48.615

P4 50 1000 Dan WELFORD Suzuki - SEG Sussex Electric Gates/ Vistec systems

IDEAL LAP TIME : 1:36.151 BEST LAP TIME : 1:36.151 DIFFERENCE : 0.000

LAP	SECTOR 1	SECTOR 2	SECTOR 3	LAP TIME	MPH	DIFF	TIME OF DAY
1 -			22.715	1:43.143	84.92	6.992	16:32:15.316
2 -	30.769	43.570	22.481	1:36.820 **(3)**	90.47	0.669	16:33:52.136
3 -	30.852	43.536	22.705	1:37.093	90.22	0.942	16:35:29.229
4 -	31.167	44.099	22.410	1:37.676	89.68	1.525	16:37:06.905
5 -	30.794	44.388	22.598	1:37.780	89.58	1.629	16:38:44.685
6 -	***30.514***	***43.244***	***22.393***	***1:36.151*** **(1)**	***91.10***		***16:40:20.836***
7 -	30.559	43.304	22.723	1:36.586 **(2)**	90.69	0.435	16:41:57.422

P5 97 1000 Antony STROUD Kawaski - A class asbestos limited

IDEAL LAP TIME : 1:36.883 BEST LAP TIME : 1:36.967 DIFFERENCE : 0.084

LAP	SECTOR 1	SECTOR 2	SECTOR 3	LAP TIME	MPH	DIFF	TIME OF DAY
1 -			22.675	1:42.358	85.58	5.391	16:32:14.531
2 -	***30.593***	***43.644***	22.730	***1:36.967*** **(1)**	***90.33***		***16:33:51.498***
3 -	30.753	43.987	22.950	1:37.690 **(3)**	89.66	0.723	16:35:29.188
4 -	30.922	43.921	***22.646***	1:37.489 **(2)**	89.85	0.522	16:37:06.677
5 -	30.770	45.321	23.189	1:39.280	88.23	2.313	16:38:45.957
6 -	31.739	44.789	23.331	1:39.859	87.72	2.892	16:40:25.816
7 -	31.477	45.048	23.748	1:40.273	87.35	3.306	16:42:06.089

P6 161 1000 Dean ANDERSON Honda - FOG Racing

IDEAL LAP TIME : 1:39.030 BEST LAP TIME : 1:39.410 DIFFERENCE : 0.380

LAP	SECTOR 1	SECTOR 2	SECTOR 3	LAP TIME	MPH	DIFF	TIME OF DAY

Weather / Track : Sunny / Dry

Brands Hatch GP
Circuit Length = 2.4332 miles
Start: 16:30 Flag 16:41 End: 16:43

BMCRC - MRO Championships 2018 - Rnd 6 @ Brands Hatch GP

L&W Contractors Rookie 600 & 1000

RACE 17 - SECTOR ANALYSIS

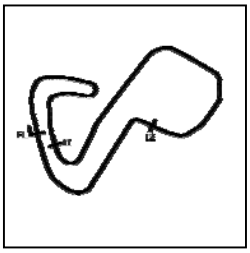

SECTOR 1 = FL to I1, SECTOR 2 = I1 to I2, SECTOR 3 = I2 to FL, DIFF = Difference To Personal Best Lap, P = Crossed Finish Line in Pit Lane, D = Time Disallowed

1 -			***23.296***	1:44.677		83.68	5.267	16:32:16.850
2 -	31.823	***44.146***	23.441	***1:39.410***	**(1)**	***88.11***		***16:33:56.260***
3 -	32.065	44.831	23.967	1:40.863		86.84	1.453	16:35:37.123
4 -	32.230	44.787	23.711	1:40.728		86.96	1.318	16:37:17.851
5 -	***31.588***	44.468	23.726	1:39.782	**(2)**	87.78	0.372	16:38:57.633
6 -	32.399	44.786	23.427	1:40.612		87.06	1.202	16:40:38.245
7 -	32.111	44.430	23.471	1:40.012	**(3)**	87.58	0.602	16:42:18.257

P7 646 1000 Sukhminder RAI Aprilia - Asian Sensation

IDEAL LAP TIME : 1:40.066 BEST LAP TIME : 1:40.241 DIFFERENCE : 0.175

LAP	SECTOR 1	SECTOR 2	SECTOR 3	LAP TIME		MPH	DIFF	TIME OF DAY
1 -			23.686	1:46.674		82.11	6.433	16:32:18.847
2 -	32.950	***44.645***	23.677	1:41.272	**(3)**	86.49	1.031	16:34:00.119
3 -	32.931	45.268	23.684	1:41.883		85.97	1.642	16:35:42.002
4 -	33.184	46.136	23.653	1:42.973		85.06	2.732	16:37:24.975
5 -	32.531	44.904	23.632	1:41.067	**(2)**	86.67	0.826	16:39:06.042
6 -	32.809	45.565	23.320	1:41.694		86.13	1.453	16:40:47.736
7 -	***32.174***	44.820	***23.247***	***1:40.241***	**(1)**	***87.38***		***16:42:27.977***

P8 82 1000 Matthew HAWKINS Yamaha -

IDEAL LAP TIME : 1:39.871 BEST LAP TIME : 1:40.416 DIFFERENCE : 0.545

LAP	SECTOR 1	SECTOR 2	SECTOR 3	LAP TIME		MPH	DIFF	TIME OF DAY
1 -			23.365	1:46.893		81.94	6.477	16:32:19.066
2 -	31.848	***44.881***	23.687	***1:40.416***	**(1)**	***87.23***		***16:33:59.482***
3 -	32.666	45.956	23.842	1:42.464		85.49	2.048	16:35:41.946
4 -	32.812	46.278	23.827	1:42.917		85.11	2.501	16:37:24.863
5 -	32.810	45.447	***23.143***	1:41.400	**(3)**	86.38	0.984	16:39:06.263
6 -	32.152	45.610	23.616	1:41.378	**(2)**	86.40	0.962	16:40:47.641
7 -	***31.847***	46.005	23.824	1:41.676		86.15	1.260	16:42:29.317

P9 77 1000 Alin TEODORESCU Suzuki -

IDEAL LAP TIME : 1:40.431 BEST LAP TIME : 1:41.076 DIFFERENCE : 0.645

LAP	SECTOR 1	SECTOR 2	SECTOR 3	LAP TIME		MPH	DIFF	TIME OF DAY
1 -			23.767	1:47.803		81.25	6.727	16:32:19.976
2 -	32.350	***45.186***	23.540	***1:41.076***	**(1)**	***86.66***		***16:34:01.052***
3 -	32.330	45.399	23.588	1:41.317		86.45	0.241	16:35:42.369
4 -	33.313	46.407	23.349	1:43.069		84.99	1.993	16:37:25.438
5 -	32.783	45.666	***23.262***	1:41.711		86.12	0.635	16:39:07.149
6 -	32.139	45.451	23.543	1:41.133	**(2)**	86.61	0.057	16:40:48.282
7 -	***31.983***	45.757	23.543	1:41.283	**(3)**	86.48	0.207	16:42:29.565

P10 199 1000 Michael FROST Suzuki -

IDEAL LAP TIME : 1:42.624 BEST LAP TIME : 1:43.173 DIFFERENCE : 0.549

LAP	SECTOR 1	SECTOR 2	SECTOR 3	LAP TIME		MPH	DIFF	TIME OF DAY
1 -			23.882	1:49.453		80.03	6.280	16:32:21.626
2 -	33.541	46.772	23.803	1:44.116		84.13	0.943	16:34:05.742
3 -	33.321	46.452	23.788	1:43.561	**(3)**	84.58	0.388	16:35:49.303
4 -	33.508	46.774	23.900	1:44.182		84.08	1.009	16:37:33.485
5 -	33.374	46.332	***23.487***	1:43.193	**(2)**	84.88	0.020	16:39:16.678
6 -	34.231	***46.296***	23.940	1:44.467		83.85	1.294	16:41:01.145
7 -	***32.841***	46.612	23.720	***1:43.173***	**(1)**	***84.90***		***16:42:44.318***

P11 47 600 James PEAKE Yamaha - Tommy Clarke's Tree surgey and Garden Maintenanc

IDEAL LAP TIME : 1:37.944 BEST LAP TIME : 1:38.301 DIFFERENCE : 0.357

LAP	SECTOR 1	SECTOR 2	SECTOR 3	LAP TIME		MPH	DIFF	TIME OF DAY
1 -		44.440	23.223	2:35.956		56.16	57.655	16:33:08.129
2 -	31.449	***43.937***	22.970	1:38.356	**(3)**	89.06	0.055	16:34:46.485
3 -	31.113	44.052	23.151	1:38.316	**(2)**	89.09	0.015	16:36:24.801
4 -	31.109	44.236	23.253	1:38.598		88.84	0.297	16:38:03.399

Weather / Track : Sunny / Dry

Brands Hatch GP
Circuit Length = 2.4332 miles
Start: 16:30 Flag 16:41 End: 16:43

BMCRC - MRO Championships 2018 - Rnd 6 @ Brands Hatch GP

L&W Contractors Rookie 600 & 1000

RACE 17 - SECTOR ANALYSIS

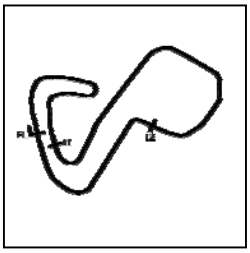

SECTOR 1 = FL to I1, SECTOR 2 = I1 to I2, SECTOR 3 = I2 to FL, DIFF = Difference To Personal Best Lap, P = Crossed Finish Line in Pit Lane, D = Time Disallowed

5 -	31.224	44.123	***22.954***	***1:38.301***	**(1)**	***89.11***		***16:39:41.700***
6 -	***31.053***	44.575	23.237	1:38.865		88.60	0.564	16:41:20.565
7 -	31.452	45.442	23.465	1:40.359		87.28	2.058	16:43:00.924

P12 21 600 Nick WHITCHER Yamaha -

IDEAL LAP TIME : 1:38.234 BEST LAP TIME : 1:38.428 DIFFERENCE : 0.194

LAP	SECTOR 1	SECTOR 2	SECTOR 3	LAP TIME		MPH	DIFF	TIME OF DAY
1 -		44.715	23.685	2:35.853		56.20	57.425	16:33:08.026
2 -	31.661	44.339	23.192	1:39.192		88.31	0.764	16:34:47.218
3 -	31.776	44.069	***23.091***	1:38.936	**(2)**	88.54	0.508	16:36:26.154
4 -	31.746	44.022	23.364	1:39.132		88.36	0.704	16:38:05.286
5 -	***31.318***	***43.825***	23.285	***1:38.428***	**(1)**	***88.99***		***16:39:43.714***
6 -	31.407	44.378	23.192	1:38.977	**(3)**	88.50	0.549	16:41:22.691
7 -	31.606	44.496	24.018	1:40.120		87.49	1.692	16:43:02.811

P13 818 600 Alex BARKER Yamaha - Courtneys Vehicle Logistics & Barker Woodrow Archit

IDEAL LAP TIME : 1:38.298 BEST LAP TIME : 1:38.650 DIFFERENCE : 0.352

LAP	SECTOR 1	SECTOR 2	SECTOR 3	LAP TIME		MPH	DIFF	TIME OF DAY
1 -		44.561	23.723	2:36.266		56.05	57.616	16:33:08.439
2 -	31.702	44.358	23.340	1:39.400		88.12	0.750	16:34:47.839
3 -	31.769	43.952	***23.205***	1:38.926	**(2)**	88.54	0.276	16:36:26.765
4 -	31.666	44.320	23.343	1:39.329		88.19	0.679	16:38:06.094
5 -	31.584	44.384	23.223	1:39.191		88.31	0.541	16:39:45.285
6 -	31.439	44.215	23.523	1:39.177	**(3)**	88.32	0.527	16:41:24.462
7 -	***31.178***	***43.915***	23.557	***1:38.650***	**(1)**	***88.79***		***16:43:03.112***

P14 59 1000 Dave NESTER Bmw -

IDEAL LAP TIME : 1:46.142 BEST LAP TIME : 1:46.487 DIFFERENCE : 0.345

LAP	SECTOR 1	SECTOR 2	SECTOR 3	LAP TIME		MPH	DIFF	TIME OF DAY
1 -			24.321	1:53.576		77.12	7.089	16:32:25.749
2 -	33.922	***48.173***	24.392	***1:46.487***	**(1)**	***82.26***		***16:34:12.236***
3 -	34.385	48.256	24.536	1:47.177		81.73	0.690	16:35:59.413
4 -	34.115	48.579	24.142	1:46.836	**(3)**	81.99	0.349	16:37:46.249
5 -	35.180	49.058	***24.089***	1:48.327		80.86	1.840	16:39:34.576
6 -	***33.880***	48.682	24.156	1:46.718	**(2)**	82.08	0.231	16:41:21.294
7 -	33.910	48.919	24.774	1:47.603		81.40	1.116	16:43:08.897

P15 194 600 Liam CRACKNELL Kawasaki -

IDEAL LAP TIME : 1:39.117 BEST LAP TIME : 1:39.403 DIFFERENCE : 0.286

LAP	SECTOR 1	SECTOR 2	SECTOR 3	LAP TIME		MPH	DIFF	TIME OF DAY
1 -		44.802	23.440	2:37.641		55.56	58.238	16:33:09.814
2 -	31.968	44.511	***23.309***	1:39.788	**(2)**	87.78	0.385	16:34:49.602
3 -	32.082	44.213	23.631	1:39.926		87.66	0.523	16:36:29.528
4 -	31.993	44.502	23.425	1:39.920	**(3)**	87.66	0.517	16:38:09.448
5 -	32.281	44.485	23.372	1:40.138		87.47	0.735	16:39:49.586
6 -	32.037	46.133	24.232	1:42.402		85.54	2.999	16:41:31.988
7 -	***31.830***	***43.978***	23.595	***1:39.403***	**(1)**	***88.12***		***16:43:11.391***

P16 42 600 Michael ATTWOOD Yamaha - Moremoto

IDEAL LAP TIME : 1:39.005 BEST LAP TIME : 1:39.525 DIFFERENCE : 0.520

LAP	SECTOR 1	SECTOR 2	SECTOR 3	LAP TIME		MPH	DIFF	TIME OF DAY
1 -		44.924	23.333	2:36.995		55.79	57.470	16:33:09.168
2 -	32.221	45.162	23.430	1:40.813		86.89	1.288	16:34:49.981
3 -	33.282	44.885	23.487	1:41.654		86.17	2.129	16:36:31.635
4 -	32.009	45.036	23.383	1:40.428		87.22	0.903	16:38:12.063
5 -	31.860	45.076	***23.085***	1:40.021	**(3)**	87.58	0.496	16:39:52.084
6 -	31.554	45.048	23.245	1:39.847	**(2)**	87.73	0.322	16:41:31.931
7 -	***31.501***	***44.419***	23.605	***1:39.525***	**(1)**	***88.01***		***16:43:11.456***

Weather / Track : Sunny / Dry

Brands Hatch GP
Circuit Length = 2.4332 miles
Start: 16:30 Flag 16:41 End: 16:43

BMCRC - MRO Championships 2018 - Rnd 6 @ Brands Hatch GP

L&W Contractors Rookie 600 & 1000

RACE 17 - SECTOR ANALYSIS

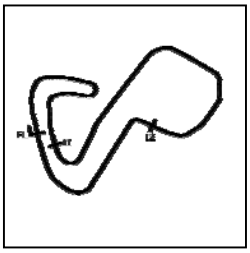

SECTOR 1 = FL to I1, SECTOR 2 = I1 to I2, SECTOR 3 = I2 to FL, DIFF = Difference To Personal Best Lap, P = Crossed Finish Line in Pit Lane, D = Time Disallowed

P17 2 600 Toby TRUNDLE Triumph - Harris Motorcycles Ltd - Harlow Essex

IDEAL LAP TIME : 1:39.156 BEST LAP TIME : 1:39.462 DIFFERENCE : 0.306

LAP	SECTOR 1	SECTOR 2	SECTOR 3	LAP TIME	MPH	DIFF	TIME OF DAY
1 -		45.404	23.636	2:38.093	55.40	58.631	16:33:10.266
2 -	32.366	44.282	23.459	1:40.107 (3)	87.50	0.645	16:34:50.373
3 -	33.184	44.673	23.780	1:41.637	86.18	2.175	16:36:32.010
4 -	31.945	44.812	23.584	1:40.341	87.30	0.879	16:38:12.351
5 -	31.861	44.979	23.457	1:40.297	87.33	0.835	16:39:52.648
6 -	***31.729***	44.495	***23.238***	***1:39.462 (1)***	***88.07***		***16:41:32.110***
7 -	32.263	***44.189***	23.284	1:39.736 (2)	87.83	0.274	16:43:11.846

P18 188 600 Dawid KRAWIECKI Yamaha - Code Blue LTD

IDEAL LAP TIME : 1:40.043 BEST LAP TIME : 1:40.684 DIFFERENCE : 0.641

LAP	SECTOR 1	SECTOR 2	SECTOR 3	LAP TIME	MPH	DIFF	TIME OF DAY
1 -		45.496	23.684	2:38.875	55.13	58.191	16:33:11.048
2 -	32.419	45.015	***23.461***	1:40.895 (2)	86.82	0.211	16:34:51.943
3 -	33.122	***44.826***	23.832	1:41.780	86.06	1.096	16:36:33.723
4 -	32.468	45.722	23.840	1:42.030	85.85	1.346	16:38:15.753
5 -	32.519	45.256	23.575	1:41.350 (3)	86.43	0.666	16:39:57.103
6 -	***31.756***	45.420	23.508	***1:40.684 (1)***	***87.00***		***16:41:37.787***
7 -	32.102	45.912	23.657	1:41.671	86.15	0.987	16:43:19.458

P19 31 600 Daniel BOUDIER Yamaha - Deben Racing

IDEAL LAP TIME : 1:40.182 BEST LAP TIME : 1:40.567 DIFFERENCE : 0.385

LAP	SECTOR 1	SECTOR 2	SECTOR 3	LAP TIME	MPH	DIFF	TIME OF DAY
1 -		45.332	***23.505***	2:40.186	54.68	59.619	16:33:12.359
2 -	32.299	***44.839***	23.937	1:41.075 (3)	86.66	0.508	16:34:53.434
3 -	32.573	45.555	23.648	1:41.776	86.06	1.209	16:36:35.210
4 -	32.079	45.417	***23.505***	1:41.001 (2)	86.73	0.434	16:38:16.211
5 -	32.503	47.106	25.632	1:45.241	83.23	4.674	16:40:01.452
6 -	32.162	45.496	23.542	1:41.200	86.55	0.633	16:41:42.652
7 -	***31.838***	45.047	23.682	***1:40.567 (1)***	***87.10***		***16:43:23.219***

P20 69 600 Robert WINDEATT Triumph - L&W Contractors

IDEAL LAP TIME : 1:41.656 BEST LAP TIME : 1:41.712 DIFFERENCE : 0.056

LAP	SECTOR 1	SECTOR 2	SECTOR 3	LAP TIME	MPH	DIFF	TIME OF DAY
1 -		45.996	23.700	2:41.204	54.33	59.492	16:33:13.377
2 -	***32.822***	45.561	23.817	1:42.200 (3)	85.71	0.488	16:34:55.577
3 -	33.167	46.036	23.481	1:42.684	85.30	0.972	16:36:38.261
4 -	33.313	46.260	24.191	1:43.764	84.42	2.052	16:38:22.025
5 -	32.957	45.533	***23.319***	1:41.809 (2)	86.04	0.097	16:40:03.834
6 -	32.868	***45.515***	23.329	***1:41.712 (1)***	***86.12***		***16:41:45.546***

P21 18 600 Jamie THOMAS Suzuki - Team RubyRacing

IDEAL LAP TIME : 1:41.688 BEST LAP TIME : 1:41.894 DIFFERENCE : 0.206

LAP	SECTOR 1	SECTOR 2	SECTOR 3	LAP TIME	MPH	DIFF	TIME OF DAY
1 -		46.259	***23.954***	2:41.089	54.37	59.195	16:33:13.262
2 -	***32.093***	45.728	24.073	***1:41.894 (1)***	***85.97***		***16:34:55.156***
3 -	32.766	46.124	24.190	1:43.080	84.98	1.186	16:36:38.236
4 -	32.611	45.737	24.477	1:42.825	85.19	0.931	16:38:21.061
5 -	32.468	46.006	24.278	1:42.752 (3)	85.25	0.858	16:40:03.813
6 -	32.399	***45.641***	24.597	1:42.637 (2)	85.34	0.743	16:41:46.450

P22 8 600 Dave SAUNDERS Honda -

IDEAL LAP TIME : 1:42.497 BEST LAP TIME : 1:42.497 DIFFERENCE : 0.000

LAP	SECTOR 1	SECTOR 2	SECTOR 3	LAP TIME	MPH	DIFF	TIME OF DAY
1 -		47.395	24.304	2:42.425	53.93	59.928	16:33:14.598
2 -	33.130	46.403	24.224	1:43.757	84.42	1.260	16:34:58.355

Weather / Track : Sunny / Dry

Brands Hatch GP
Circuit Length = 2.4332 miles
Start: 16:30 Flag 16:41 End: 16:43

BMCRC - MRO Championships 2018 - Rnd 6 @ Brands Hatch GP

L&W Contractors Rookie 600 & 1000

RACE 17 - SECTOR ANALYSIS

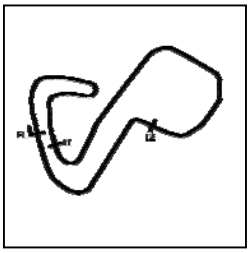

SECTOR 1 = FL to I1, SECTOR 2 = I1 to I2, SECTOR 3 = I2 to FL, DIFF = Difference To Personal Best Lap, P = Crossed Finish Line in Pit Lane, D = Time Disallowed

3 -	32.610	47.456	24.122	1:44.188	84.07	1.691	16:36:42.543
4 -	32.750	46.212	23.839	1:42.801 (3)	85.21	0.304	16:38:25.344
5 -	***32.520***	***46.148***	***23.829***	***1:42.497 (1)***	***85.46***		***16:40:07.841***
6 -	32.554	46.383	23.840	1:42.777 (2)	85.23	0.280	16:41:50.618

P23 100 600 Craig HOWTON Suzuki - Me

IDEAL LAP TIME : 1:40.683 BEST LAP TIME : 1:40.793 DIFFERENCE : 0.110

LAP	SECTOR 1	SECTOR 2	SECTOR 3	LAP TIME	MPH	DIFF	TIME OF DAY
1 -		45.711	23.846	2:38.623	55.22	57.830	16:33:10.796
2 -	32.457	***44.849***	***23.487***	***1:40.793 (1)***	***86.90***		***16:34:51.589***
3 -	32.993	45.010	23.621	1:41.624 (2)	86.19	0.831	16:36:33.213
4 -	32.563	45.886	23.934	1:42.383 (3)	85.55	1.590	16:38:15.596
5 -	***32.347***	1:02.312	24.488	1:59.147	73.52	18.354	16:40:14.743
6 -	32.849	47.183	24.692	1:44.724	83.64	3.931	16:41:59.467

P24 333 600 Robert PRICE Suzuki -

IDEAL LAP TIME : 1:45.189 BEST LAP TIME : 1:45.272 DIFFERENCE : 0.083

LAP	SECTOR 1	SECTOR 2	SECTOR 3	LAP TIME	MPH	DIFF	TIME OF DAY
1 -		47.154	24.560	2:44.076	53.38	58.804	16:33:16.249
2 -	33.941	47.214	24.483	1:45.638 (2)	82.92	0.366	16:35:01.887
3 -	34.242	47.291	25.022	1:46.555	82.20	1.283	16:36:48.442
4 -	***33.634***	***47.127***	24.511	***1:45.272 (1)***	***83.21***		***16:38:33.714***
5 -	34.059	47.380	***24.428***	1:45.867 (3)	82.74	0.595	16:40:19.581
6 -	33.736	47.702	25.036	1:46.474	82.27	1.202	16:42:06.055

P25 903 600 Jeremy BONSOR Kawasaki -

IDEAL LAP TIME : 1:49.103 BEST LAP TIME : 1:49.443 DIFFERENCE : 0.340

LAP	SECTOR 1	SECTOR 2	SECTOR 3	LAP TIME	MPH	DIFF	TIME OF DAY
1 -		49.269	25.851	2:50.124	51.49	1:00.681	16:33:22.297
2 -	35.076	48.961	***25.574***	1:49.611 (2)	79.91	0.168	16:35:11.908
3 -	35.189	***48.649***	25.605	***1:49.443 (1)***	***80.04***		***16:37:01.351***
4 -	35.278	48.791	25.790	1:49.859 (3)	79.73	0.416	16:38:51.210
5 -	35.337	49.546	25.652	1:50.535	79.24	1.092	16:40:41.745
6 -	***34.880***	49.752	26.121	1:50.753	79.09	1.310	16:42:32.498

P26 999 600 Simon READ Yamaha -

IDEAL LAP TIME : 1:53.710 BEST LAP TIME : 1:54.190 DIFFERENCE : 0.480

LAP	SECTOR 1	SECTOR 2	SECTOR 3	LAP TIME	MPH	DIFF	TIME OF DAY
1 -		52.540	26.922	2:58.306	49.12	1:04.116	16:33:30.479
2 -	37.006	51.229	26.865	1:55.100 (3)	76.10	0.910	16:35:25.579
3 -	37.384	51.411	26.637	1:55.432	75.88	1.242	16:37:21.011
4 -	36.923	***50.835***	***26.548***	1:54.306 (2)	76.63	0.116	16:39:15.317
5 -	37.077	51.771	26.599	1:55.447	75.87	1.257	16:41:10.764
6 -	***36.327***	50.935	26.928	***1:54.190 (1)***	***76.71***		***16:43:04.954***

P27 78 600 Fred DAVIS Suzuki - None

IDEAL LAP TIME : 1:53.963 BEST LAP TIME : 1:53.963 DIFFERENCE : 0.000

LAP	SECTOR 1	SECTOR 2	SECTOR 3	LAP TIME	MPH	DIFF	TIME OF DAY
1 -		52.101	26.904	2:53.175	50.58	59.212	16:33:25.348
2 -	36.907	52.145	27.413	1:56.465 (3)	75.21	2.502	16:35:21.813
3 -	37.094	52.410	27.526	1:57.030	74.85	3.067	16:37:18.843
4 -	37.102	51.786	27.070	1:55.958 (2)	75.54	1.995	16:39:14.801
5 -	36.696	52.548	27.261	1:56.505	75.18	2.542	16:41:11.306
6 -	***36.196***	***51.232***	***26.535***	***1:53.963 (1)***	***76.86***		***16:43:05.269***

P28 33 1000 Carlo BOTTIGLIERI Yamaha - TMT Racing

IDEAL LAP TIME : 2:03.715 BEST LAP TIME : 2:04.373 DIFFERENCE : 0.658

LAP	SECTOR 1	SECTOR 2	SECTOR 3	LAP TIME	MPH	DIFF	TIME OF DAY

Weather / Track : Sunny / Dry

Brands Hatch GP
Circuit Length = 2.4332 miles
Start: 16:30 Flag 16:41 End: 16:43

BMCRC - MRO Championships 2018 - Rnd 6 @ Brands Hatch GP

L&W Contractors Rookie 600 & 1000

RACE 17 - SECTOR ANALYSIS

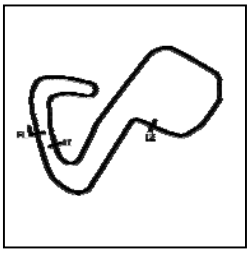

SECTOR 1 = FL to I1, SECTOR 2 = I1 to I2, SECTOR 3 = I2 to FL, DIFF = Difference To Personal Best Lap, P = Crossed Finish Line in Pit Lane, D = Time Disallowed

1 -			28.811	2:09.856	67.45	5.483	16:32:42.029
2 -	39.920	56.122	28.569	2:04.611 **(3)**	70.29	0.238	16:34:46.640
3 -	***39.573***	57.035	28.855	2:05.463	69.82	1.090	16:36:52.103
4 -	40.665	55.905	28.879	2:05.449	69.82	1.076	16:38:57.552
5 -	40.231	***55.686***	***28.456***	***2:04.373*** **(1)**	***70.43***		***16:41:01.925***
6 -	39.843	56.094	28.481	2:04.418 **(2)**	70.40	0.045	16:43:06.343

P29 133 600 Mark LAWRENCE Honda - Sarky racing

IDEAL LAP TIME : 1:56.175 BEST LAP TIME : 1:57.772 DIFFERENCE : 1.597

LAP	SECTOR 1	SECTOR 2	SECTOR 3	LAP TIME	MPH	DIFF	TIME OF DAY
1 -		53.486	28.460	2:59.662	48.75	1:01.890	16:33:31.835
2 -	37.954	***52.489***	28.189	1:58.632 **(2)**	73.84	0.860	16:35:30.467
3 -	38.472	53.647	27.656	1:59.775	73.13	2.003	16:37:30.242
4 -	37.312	54.399	27.874	1:59.585 **(3)**	73.25	1.813	16:39:29.827
5 -	37.046	53.400	***27.326***	***1:57.772*** **(1)**	***74.37***		***16:41:27.599***
6 -	***36.360***	53.429	33.300	2:03.089	71.16	5.317	16:43:30.688

P30 481 600 Clinton KEULDER Yamaha -

IDEAL LAP TIME : 1:40.190 BEST LAP TIME : 1:41.267 DIFFERENCE : 1.077

LAP	SECTOR 1	SECTOR 2	SECTOR 3	LAP TIME	MPH	DIFF	TIME OF DAY
1 -		46.170	24.060	2:40.500	54.57	59.233	16:33:12.673
2 -	33.168	44.797	***23.346***	1:41.311 **(2)**	86.46	0.044	16:34:53.984
3 -	32.808	45.987	24.007	1:42.802	85.21	1.535	16:36:36.786
4 -	32.572	45.757	23.869	1:42.198 **(3)**	85.71	0.931	16:38:18.984
5 -	33.042	45.767	23.745	1:42.554	85.41	1.287	16:40:01.538
6 -	32.600	45.140	23.527	***1:41.267*** **(1)**	***86.50***		***16:41:42.805***

Weather / Track : Sunny / Dry

Brands Hatch GP
Circuit Length = 2.4332 miles
Start: 16:30 Flag 16:41 End: 16:43

BMCRC - MRO Championships 2018 - Rnd 6 @ Brands Hatch GP

L&W Contractors Rookie 600 & 1000

RACE 17 - BEST SECTORS

	SECTOR 1			SECTOR 2			SECTOR 3			IDEAL / BEST COMPARISON					
POS	NO	NAME	TIME	NO	NAME	TIME	NO	NAME	TIME	POS	NO	NAME	IDEAL	BEST	DIFF
												PERFECT LAP	1:34.032		
1	175	KENDLE	29.860	109	CAYFORD	42.222	175	KENDLE	21.950	1	175	KENDLE	1:34.098	1:34.098	0.000
2	109	CAYFORD	30.069	175	KENDLE	42.288	109	CAYFORD	21.951	2	109	CAYFORD	1:34.242	1:34.408	0.166
3	195	WALSH	30.322	195	WALSH	42.478	195	WALSH	22.118	3	195	WALSH	1:34.918	1:35.462	0.544
4	50	WELFORD	30.514	50	WELFORD	43.244	50	WELFORD	22.393	4	50	WELFORD	1:36.151	1:36.151	0.000
5	97	STROUD	30.593	97	STROUD	43.644	97	STROUD	22.646	5	97	STROUD	1:36.883	1:36.967	0.084
6	47	PEAKE	31.053	21	WHITCHER	43.825	47	PEAKE	22.954	6	47	PEAKE	1:37.944	1:38.301	0.357
7	818	BARKER	31.178	818	BARKER	43.915	42	ATTWOOD	23.085	7	21	WHITCHER	1:38.234	1:38.428	0.194
8	21	WHITCHER	31.318	47	PEAKE	43.937	21	WHITCHER	23.091	8	818	BARKER	1:38.298	1:38.650	0.352
9	42	ATTWOOD	31.501	194	CRACKNELL	43.978	82	HAWKINS	23.143	9	42	ATTWOOD	1:39.005	1:39.525	0.520
10	161	ANDERSON	31.588	161	ANDERSON	44.146	818	BARKER	23.205	10	161	ANDERSON	1:39.030	1:39.410	0.380
11	2	TRUNDLE	31.729	2	TRUNDLE	44.189	2	TRUNDLE	23.238	11	194	CRACKNELL	1:39.117	1:39.403	0.286
12	188	KRAWIECKI	31.756	42	ATTWOOD	44.419	646	RAI	23.247	12	2	TRUNDLE	1:39.156	1:39.462	0.306
13	194	CRACKNELL	31.830	646	RAI	44.645	77	TEODORESCU	23.262	13	82	HAWKINS	1:39.871	1:40.416	0.545
14	31	BOUDIER	31.838	481	KEULDER	44.794	161	ANDERSON	23.296	14	188	KRAWIECKI	1:40.043	1:40.684	0.641
15	82	HAWKINS	31.847	188	KRAWIECKI	44.826	194	CRACKNELL	23.309	15	646	RAI	1:40.066	1:40.241	0.175
16	77	TEODORESCU	31.983	31	BOUDIER	44.839	69	WINDEATT	23.319	16	31	BOUDIER	1:40.182	1:40.567	0.385
17	481	KEULDER	32.050	100	HOWTON	44.849	481	KEULDER	23.346	17	481	KEULDER	1:40.190	1:41.267	1.077
18	18	THOMAS	32.093	82	HAWKINS	44.881	188	KRAWIECKI	23.461	18	77	TEODORESCU	1:40.431	1:41.076	0.645
19	646	RAI	32.174	77	TEODORESCU	45.186	199	FROST	23.487	19	100	HOWTON	1:40.683	1:40.793	0.110
20	100	HOWTON	32.347	69	WINDEATT	45.515	100	HOWTON	23.487	20	69	WINDEATT	1:41.656	1:41.712	0.056
21	8	SAUNDERS	32.520	18	THOMAS	45.641	31	BOUDIER	23.505	21	18	THOMAS	1:41.688	1:41.894	0.206
22	69	WINDEATT	32.822	8	SAUNDERS	46.148	8	SAUNDERS	23.829	22	8	SAUNDERS	1:42.497	1:42.497	0.000
23	199	FROST	32.841	199	FROST	46.296	18	THOMAS	23.954	23	199	FROST	1:42.624	1:43.173	0.549
24	333	PRICE	33.634	333	PRICE	47.127	59	NESTER	24.089	24	333	PRICE	1:45.189	1:45.272	0.083
25	59	NESTER	33.880	59	NESTER	48.173	333	PRICE	24.428	25	59	NESTER	1:46.142	1:46.487	0.345
26	903	BONSOR	34.880	903	BONSOR	48.649	903	BONSOR	25.574	26	903	BONSOR	1:49.103	1:49.443	0.340
27	78	DAVIS	36.196	999	READ	50.835	78	DAVIS	26.535	27	999	READ	1:53.710	1:54.190	0.480
28	999	READ	36.327	78	DAVIS	51.232	999	READ	26.548	28	78	DAVIS	1:53.963	1:53.963	0.000
29	133	LAWRENCE	36.360	133	LAWRENCE	52.489	133	LAWRENCE	27.326	29	133	LAWRENCE	1:56.175	1:57.772	1.597
30	33	BOTTIGLIERI	39.573	33	BOTTIGLIERI	55.686	33	BOTTIGLIERI	28.456	30	33	BOTTIGLIERI	2:03.715	2:04.373	0.658
31															

Weather / Track : Sunny / Dry

Brands Hatch GP
Circuit Length = 2.4332 miles
Start: 16:30 Flag 16:41 End: 16:43

Results can be found at www.tsl-timing.com

Printed - 16:45 Sunday, 08 July 2018

BMCRC-MRO Championships 2018

RKB - BMCRC F1 & F2 Sidecars

Brands Hatch GP

7th & 8th July 2018

Results Provided by Timing Solutions Ltd
www.tsl-timing.com

Brands Hatch GP

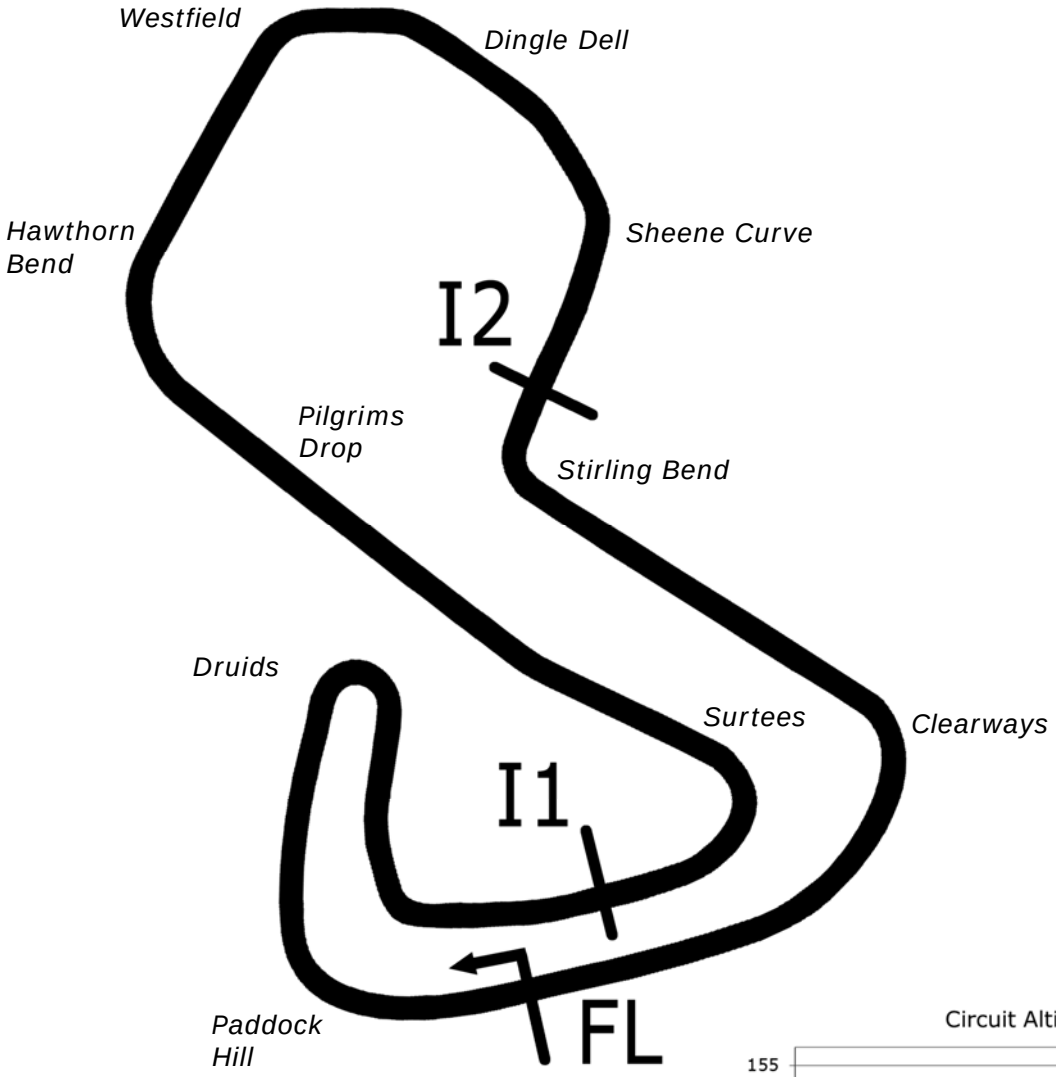

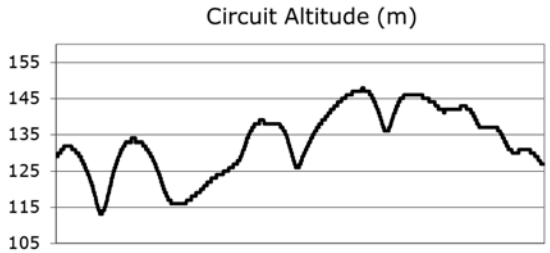

Length	2.4332 miles	3916.0 m	
FL		51.36032 N	0.26032 E
I1	1116m	51.35934 N	0.25955 E
I2	2928m	51.35532 N	0.26250 E
Pit Entry	3646m	51.35911 N	0.25743 E
Pit Exit	26m after FL	51.36027 N	0.26078 E

Pit Entry–Pit Exit 277m, 16.6s @60kph, 12.4s @80kph

All results available at www.tsl-timing.com

BMCRC - MRO Championships 2018 - Rnd 6 @ Brands Hatch GP

RKB/BMCRC F1 & F2 Sidecars

QUALIFYING - CLASSIFICATION

POS	NO	CL	PIC	NAME	ENTRY	TIME	ON	LAPS	GAP	DIFF	MPH
1	**60**	F2	1	**HOLLAND / WATSON**	LCR YAMAHA - Team JH Racing	**1:38.642**	2	3			88.80
2	**4**	F1	1	**PEACH / EDWARDS**	LCR Yamaha -	**1:40.672**	3	5	**2.030**	2.030	87.01
3	**35**	F2	2	**REEVES / THOMAS**	LCR HONDA - Velocity V1	**1:40.869**	3	3	**2.227**	0.197	86.84
4	**75**	F1	2	**CLARKE / CLARKE**	Windle Suzuki - City Lifting .CYB fibreglass	**1:42.657**	3	3	**4.015**	1.788	85.33
5	**121**	F1	3	**BROWN / LAWRENCE**	LCR YAMAHA - eMerchantPay	**1:42.663**	3	3	**4.021**	0.006	85.32
6	**188**	F2	3	**M&R VANNIEUWENHUYSE**	Shelbourne - Norton OCFB/ Heyrick garage	**1:44.815**	3	3	**6.173**	2.152	83.57
7	**10**	F1	4	**WEBB / BYRNE**	LCR SUZUKI - ANtech Racing	**1:47.765**	3	3	**9.123**	2.950	81.28
8	**18**	F2	4	**BLACKWOOD / BLACKWOOD**	Shelbourne SUZUKI -	**1:47.781**	3	3	**9.139**	0.016	81.27
9	**104**	F2	5	**LELIAS / VASSEUR**	DMR SUZUKI -	**1:49.161**	1	3	**10.519**	1.380	80.24
10	**155**	F2	6	**RUSSELL / PARKER**	Shelbourne HONDA - TRUE HEROES RACING	**1:49.879**	3	5	**11.237**	0.718	79.72
11	**26**	F2	7	**ATKINSON / MIDDLETON**	Bellas Suzuki - CMS/RAF MSA	**1:51.958**	2	3	**13.316**	2.079	78.24
12	**31**	F2	8	**MUNRO / PETTMAN**	Shelbourne YAMAHA - Durey Castings / Allbikes	**1:53.442**	3	3	**14.800**	1.484	77.21
13	**44**	F2	9	**MOORE / MOORE**	Ireson HONDA - Lane Building Services Ltd	**1:53.717**	2	4	**15.075**	0.275	77.03
14	**167**	F2	10	**PETTMAN / TAYLOR**	Windle YAMAHA -	**1:54.954**	3	3	**16.312**	1.237	76.20
15	**57**	F1	5	**ANDERSON / MASTERS**	Baker -	**1:56.428**	2	4	**17.786**	1.474	75.23
16	**412**	F1	6	**PETTIS / PHILLIPS**	RSR KTM 1190 - Performance technical	**1:56.796**	2	2	**18.154**	0.368	75.00
17	**74**	F1	7	**RESTALL / HART**	RCN Yamaha -	**1:57.110**	2	2	**18.468**	0.314	74.80
18	**55**	F2	11	**STAINTON / STAINTON**	LCR - Interfuse Ltd	**1:59.640**	1	2	**20.998**	2.530	73.21
19	**19**	F1	8	**MACBRIDE / THOMPSON**	LCR SUZUKI - Nick Webb	**2:00.590**	2	2	**21.948**	0.950	72.64
20	**67**	F1	9	**JEFFREY / CASWELL**	Windle - MJP racing	**2:17.875**	3	3	**39.233**	17.285	63.53

Brands Hatch GP
Circuit Length = 2.4332 miles
Start: 09:32 Flag 09:41 End: 09:44

Weather / Track : Sunny / Dry
These results are provisional until the conclusion of any judicial and technical matters.

Clerk Of Course :		Timekeeper :

Results can be found at www.tsl-timing.com

Printed - 09:44 Saturday, 07 July 2018

BMCRC - MRO Championships 2018 - Rnd 6 @ Brands Hatch GP

RKB/BMCRC F1 & F2 Sidecars

QUALIFYING - SECTOR ANALYSIS

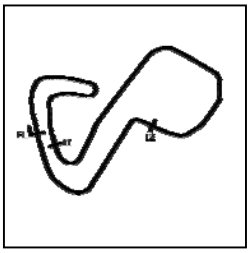

SECTOR 1 = FL to I1, SECTOR 2 = I1 to I2, SECTOR 3 = I2 to FL, DIFF = Difference To Personal Best Lap, P = Crossed Finish Line in Pit Lane, D = Time Disallowed

P1 60 F2 HOLLAND / WATSON — LCR YAMAHA - Team JH Racing

IDEAL LAP TIME : 1:38.467 BEST LAP TIME : 1:38.642 DIFFERENCE : 0.175

LAP	SECTOR 1	SECTOR 2	SECTOR 3	LAP TIME	MPH	DIFF	TIME OF DAY
1 -	31.669	***44.064***	23.773	1:39.506 **(3)**	88.03	0.864	09:35:26.536
2 -	***30.668***	44.103	23.871	***1:38.642*** **(1)**	***88.80***		***09:37:05.178***
3 -	31.309	44.248	***23.735***	1:39.292 **(2)**	88.22	0.650	09:38:44.470

P2 4 F1 PEACH / EDWARDS — LCR Yamaha -

IDEAL LAP TIME : 1:39.673 BEST LAP TIME : 1:40.672 DIFFERENCE : 0.999

LAP	SECTOR 1	SECTOR 2	SECTOR 3	LAP TIME	MPH	DIFF	TIME OF DAY
1 -	33.330	45.995	25.011	1:44.336	83.95	3.664	09:35:39.274
2 -	31.897	44.820	24.247	1:40.964 **(2)**	86.76	0.292	09:37:20.238
3 -	***31.455***	44.840	24.377	***1:40.672*** **(1)**	***87.01***		***09:39:00.910***
4 -	35.188	46.714	***23.850***	1:45.752	82.83	5.080	09:40:46.662
5 -	34.675	***44.368***	24.057	1:43.100 **(3)**	84.96	2.428	09:42:29.762

P3 35 F2 REEVES / THOMAS — LCR HONDA - Velocity V1

IDEAL LAP TIME : 1:40.824 BEST LAP TIME : 1:40.869 DIFFERENCE : 0.045

LAP	SECTOR 1	SECTOR 2	SECTOR 3	LAP TIME	MPH	DIFF	TIME OF DAY
1 -	32.589	46.003	24.417	1:43.009 **(3)**	85.03	2.140	09:35:33.082
2 -	***31.589***	45.404	24.332	1:41.325 **(2)**	86.45	0.456	09:37:14.407
3 -	31.634	***45.111***	***24.124***	***1:40.869*** **(1)**	***86.84***		***09:38:55.276***

P4 75 F1 CLARKE / CLARKE — Windle Suzuki - City Lifting .CYB fibreglass

IDEAL LAP TIME : 1:42.657 BEST LAP TIME : 1:42.657 DIFFERENCE : 0.000

LAP	SECTOR 1	SECTOR 2	SECTOR 3	LAP TIME	MPH	DIFF	TIME OF DAY
1 -	34.020	47.592	24.689	1:46.301 **(2)**	82.40	3.644	09:36:08.867
2 -	34.084	48.497	24.899	1:47.480 **(3)**	81.50	4.823	09:37:56.347
3 -	***32.794***	***45.820***	***24.043***	***1:42.657*** **(1)**	***85.33***		***09:39:39.004***

P5 121 F1 BROWN / LAWRENCE — LCR YAMAHA - eMerchantPay

IDEAL LAP TIME : 1:42.663 BEST LAP TIME : 1:42.663 DIFFERENCE : 0.000

LAP	SECTOR 1	SECTOR 2	SECTOR 3	LAP TIME	MPH	DIFF	TIME OF DAY
1 -	34.394	47.834	25.783	1:48.011 **(3)**	81.10	5.348	09:35:46.524
2 -	33.630	46.276	24.528	1:44.434 **(2)**	83.87	1.771	09:37:30.958
3 -	***33.075***	***45.245***	***24.343***	***1:42.663*** **(1)**	***85.32***		***09:39:13.621***

P6 188 F2 M&R VANNIEUWENHUYSE — Shelbourne - Norton OCFB/ Heyrick garage

IDEAL LAP TIME : 1:44.172 BEST LAP TIME : 1:44.815 DIFFERENCE : 0.643

LAP	SECTOR 1	SECTOR 2	SECTOR 3	LAP TIME	MPH	DIFF	TIME OF DAY
1 -	34.100	49.361	***24.801***	1:48.262 **(3)**	80.91	3.447	09:35:48.726
2 -	32.892	47.439	24.943	1:45.274 **(2)**	83.20	0.459	09:37:34.000
3 -	***32.369***	***47.002***	25.444	***1:44.815*** **(1)**	***83.57***		***09:39:18.815***

P7 10 F1 WEBB / BYRNE — LCR SUZUKI - ANtech Racing

IDEAL LAP TIME : 1:47.356 BEST LAP TIME : 1:47.765 DIFFERENCE : 0.409

LAP	SECTOR 1	SECTOR 2	SECTOR 3	LAP TIME	MPH	DIFF	TIME OF DAY
1 -	36.648	52.119	26.792	1:55.559 **(3)**	75.80	7.794	09:36:06.305
2 -	35.481	***49.448***	***24.772***	1:49.701 **(2)**	79.85	1.936	09:37:56.006
3 -	***33.136***	49.543	25.086	***1:47.765*** **(1)**	***81.28***		***09:39:43.771***

P8 18 F2 BLACKWOOD / BLACKWOOD — Shelbourne SUZUKI -

IDEAL LAP TIME : 1:47.647 BEST LAP TIME : 1:47.781 DIFFERENCE : 0.134

LAP	SECTOR 1	SECTOR 2	SECTOR 3	LAP TIME	MPH	DIFF	TIME OF DAY
1 -	37.800	52.400	26.523	1:56.723 **(3)**	75.04	8.942	09:36:05.757

Weather / Track : Sunny / Dry

Brands Hatch GP
Circuit Length = 2.4332 miles
Start: 09:32 Flag 09:41 End: 09:44

BMCRC - MRO Championships 2018 - Rnd 6 @ Brands Hatch GP

RKB/BMCRC F1 & F2 Sidecars

QUALIFYING - SECTOR ANALYSIS

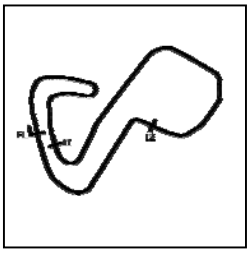

SECTOR 1 = FL to I1, SECTOR 2 = I1 to I2, SECTOR 3 = I2 to FL, DIFF = Difference To Personal Best Lap, P = Crossed Finish Line in Pit Lane, D = Time Disallowed

2 -	34.531	***48.377***	25.937	1:48.845	**(2)**	80.47	1.064	09:37:54.602
3 -	***33.555***	48.511	***25.715***	***1:47.781***	**(1)**	***81.27***		***09:39:42.383***

P9 104 F2 LELIAS / VASSEUR

DMR SUZUKI -

IDEAL LAP TIME : 1:49.161 BEST LAP TIME : 1:49.161 DIFFERENCE : 0.000

LAP	SECTOR 1	SECTOR 2	SECTOR 3	LAP TIME		MPH	DIFF	TIME OF DAY
1 -	***34.352***	***49.092***	***25.717***	***1:49.161***	**(1)**	***80.24***		***09:36:06.888***
2 -	2:40.758	52.353	26.403	3:59.514	**(3)**	36.57	2:10.353	09:40:06.402
3 -	38.099	52.599	25.781	1:56.479	**(2)**	75.20	7.318	09:42:02.881

P10 155 F2 RUSSELL / PARKER

Shelbourne HONDA - TRUE HEROES RACING

IDEAL LAP TIME : 1:49.835 BEST LAP TIME : 1:49.879 DIFFERENCE : 0.044

LAP	SECTOR 1	SECTOR 2	SECTOR 3	LAP TIME		MPH	DIFF	TIME OF DAY
1 -	35.512	50.564	26.405	1:52.481		77.87	2.602	09:35:51.448
2 -	34.547	50.220	26.182	1:50.949	**(2)**	78.95	1.070	09:37:42.397
3 -	***34.349***	***49.450***	26.080	***1:49.879***	**(1)**	***79.72***		***09:39:32.276***
4 -	37.093	51.568	26.292	1:54.953		76.20	5.074	09:41:27.229
5 -	36.496	49.743	***26.036***	1:52.275	**(3)**	78.02	2.396	09:43:19.504

P11 26 F2 ATKINSON / MIDDLETON

Bellas Suzuki - CMS/RAF MSA

IDEAL LAP TIME : 1:51.952 BEST LAP TIME : 1:51.958 DIFFERENCE : 0.006

LAP	SECTOR 1	SECTOR 2	SECTOR 3	LAP TIME		MPH	DIFF	TIME OF DAY
1 -	36.170	53.376	27.057	1:56.603	**(3)**	75.12	4.645	09:36:21.215
2 -	***34.589***	***51.098***	26.271	***1:51.958***	**(1)**	***78.24***		***09:38:13.173***
3 -	34.923	51.109	***26.265***	1:52.297	**(2)**	78.00	0.339	09:40:05.470

P12 31 F2 MUNRO / PETTMAN

Shelbourne YAMAHA - Durey Castings / Allbikes

IDEAL LAP TIME : 1:53.119 BEST LAP TIME : 1:53.442 DIFFERENCE : 0.323

LAP	SECTOR 1	SECTOR 2	SECTOR 3	LAP TIME		MPH	DIFF	TIME OF DAY
1 -	37.719	***51.375***	27.619	1:56.713	**(3)**	75.05	3.271	09:36:15.052
2 -	35.750	51.677	27.137	1:54.564	**(2)**	76.46	1.122	09:38:09.616
3 -	***34.814***	51.698	***26.930***	***1:53.442***	**(1)**	***77.21***		***09:40:03.058***

P13 44 F2 MOORE / MOORE

Ireson HONDA - Lane Building Services Ltd

IDEAL LAP TIME : 1:53.425 BEST LAP TIME : 1:53.717 DIFFERENCE : 0.292

LAP	SECTOR 1	SECTOR 2	SECTOR 3	LAP TIME		MPH	DIFF	TIME OF DAY
1 -	36.100	51.637	27.198	1:54.935	**(2)**	76.21	1.218	09:36:04.033
2 -	35.368	***51.314***	***27.035***	***1:53.717***	**(1)**	***77.03***		***09:37:57.750***
3 -	***35.076***	54.436	27.509	1:57.021	**(3)**	74.85	3.304	09:39:54.771
4 -	38.903	54.501	28.109	2:01.513		72.08	7.796	09:41:56.284

P14 167 F2 PETTMAN / TAYLOR

Windle YAMAHA -

IDEAL LAP TIME : 1:54.582 BEST LAP TIME : 1:54.954 DIFFERENCE : 0.372

LAP	SECTOR 1	SECTOR 2	SECTOR 3	LAP TIME		MPH	DIFF	TIME OF DAY
1 -	37.276	52.250	27.827	1:57.353	**(3)**	74.64	2.399	09:36:06.622
2 -	37.205	***51.750***	***27.249***	1:56.204	**(2)**	75.38	1.250	09:38:02.826
3 -	***35.583***	52.048	27.323	***1:54.954***	**(1)**	***76.20***		***09:39:57.780***

P15 57 F1 ANDERSON / MASTERS

Baker -

IDEAL LAP TIME : 1:55.508 BEST LAP TIME : 1:56.428 DIFFERENCE : 0.920

LAP	SECTOR 1	SECTOR 2	SECTOR 3	LAP TIME		MPH	DIFF	TIME OF DAY
1 -	37.853	***52.500***	27.812	1:58.165	**(3)**	74.13	1.737	09:36:05.745
2 -	36.163	52.997	***27.268***	***1:56.428***	**(1)**	***75.23***		***09:38:02.173***
3 -	***35.740***	54.454	27.635	1:57.829	**(2)**	74.34	1.401	09:40:00.002
4 -	40.575	56.967	28.007	2:05.549		69.77	9.121	09:42:05.551

Weather / Track : Sunny / Dry

Brands Hatch GP
Circuit Length = 2.4332 miles
Start: 09:32 Flag 09:41 End: 09:44

BMCRC - MRO Championships 2018 - Rnd 6 @ Brands Hatch GP

RKB/BMCRC F1 & F2 Sidecars

QUALIFYING - SECTOR ANALYSIS

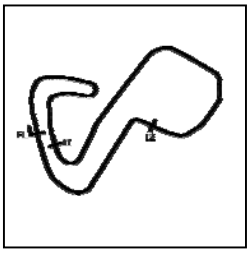

SECTOR 1 = FL to I1, SECTOR 2 = I1 to I2, SECTOR 3 = I2 to FL, DIFF = Difference To Personal Best Lap, P = Crossed Finish Line in Pit Lane, D = Time Disallowed

P16 412 F1 PETTIS / PHILLIPS RSR KTM 1190 - Performance technical

IDEAL LAP TIME : 1:56.590 BEST LAP TIME : 1:56.796 DIFFERENCE : 0.206

LAP	SECTOR 1	SECTOR 2	SECTOR 3	LAP TIME	MPH	DIFF	TIME OF DAY
1 -	***36.362***	55.110	27.524	1:58.996 **(2)**	73.61	2.200	09:36:22.800
2 -	36.568	***53.115***	***27.113***	***1:56.796*** **(1)**	***75.00***		***09:38:19.596***

P17 74 F1 RESTALL / HART RCN Yamaha -

IDEAL LAP TIME : 1:56.956 BEST LAP TIME : 1:57.110 DIFFERENCE : 0.154

LAP	SECTOR 1	SECTOR 2	SECTOR 3	LAP TIME	MPH	DIFF	TIME OF DAY
1 -	37.442	52.843	27.500	1:57.785 **(2)**	74.37	0.675	09:36:03.534
2 -	37.077	***52.766***	***27.267***	***1:57.110*** **(1)**	***74.80***		***09:38:00.644***

P18 55 F2 STAINTON / STAINTON LCR - Interfuse Ltd

IDEAL LAP TIME : 1:58.658 BEST LAP TIME : 1:59.640 DIFFERENCE : 0.982

LAP	SECTOR 1	SECTOR 2	SECTOR 3	LAP TIME	MPH	DIFF	TIME OF DAY
1 -	37.347	55.170	***27.123***	***1:59.640*** **(1)**	***73.21***		***09:36:21.970***
2 -	***37.001***	***54.534***	28.316	1:59.851 **(2)**	73.08	0.211	09:38:21.821

P19 19 F1 MACBRIDE / THOMPSON LCR SUZUKI - Nick Webb

IDEAL LAP TIME : 2:00.590 BEST LAP TIME : 2:00.590 DIFFERENCE : 0.000

LAP	SECTOR 1	SECTOR 2	SECTOR 3	LAP TIME	MPH	DIFF	TIME OF DAY
1 -	38.704	56.240	28.414	2:03.358 **(2)**	71.01	2.768	09:36:20.983
2 -	***37.684***	***54.494***	***28.412***	***2:00.590*** **(1)**	***72.64***		***09:38:21.573***

P20 67 F1 JEFFREY / CASWELL Windle - MJP racing

IDEAL LAP TIME : 2:17.834 BEST LAP TIME : 2:17.875 DIFFERENCE : 0.041

LAP	SECTOR 1	SECTOR 2	SECTOR 3	LAP TIME	MPH	DIFF	TIME OF DAY
1 -	OUTLAP	1:02.351	31.232	2:22.188	61.60	4.313	09:39:20.679
2 -	***46.973***	1:03.000	31.926	2:21.899 **(2)**	61.73	4.024	09:41:42.578
3 -	47.014	***1:00.553***	***30.308***	***2:17.875*** **(1)**	***63.53***		***09:44:00.453***

Weather / Track : Sunny / Dry

Brands Hatch GP
Circuit Length = 2.4332 miles
Start: 09:32 Flag 09:41 End: 09:44

BMCRC - MRO Championships 2018 - Rnd 6 @ Brands Hatch GP

RKB/BMCRC F1 & F2 Sidecars

QUALIFYING - BEST SECTORS

	SECTOR 1			SECTOR 2			SECTOR 3			IDEAL / BEST COMPARISON					
POS	NO	NAME	TIME	NO	NAME	TIME	NO	NAME	TIME	POS	NO	NAME	IDEAL	BEST	DIFF
												PERFECT LAP	1:38.467		
1	60	HOLLAND / WATSC	30.668	60	HOLLAND / WATSC	44.064	60	HOLLAND / WATSC	23.735	1	60	HOLLAND / WATSON	1:38.467	1:38.642	0.175
2	4	PEACH / EDWARDS	31.455	4	PEACH / EDWARDS	44.368	4	PEACH / EDWARDS	23.850	2	4	PEACH / EDWARDS	1:39.673	1:40.672	0.999
3	35	REEVES / THOMAS	31.589	35	REEVES / THOMAS	45.111	75	CLARKE / CLARKE	24.043	3	35	REEVES / THOMAS	1:40.824	1:40.869	0.045
4	188	M&R VANNIEUWEN	32.369	121	BROWN / LAWREN	45.245	35	REEVES / THOMAS	24.124	4	75	CLARKE / CLARKE	1:42.657	1:42.657	0.000
5	75	CLARKE / CLARKE	32.794	75	CLARKE / CLARKE	45.820	121	BROWN / LAWREN	24.343	5	121	BROWN / LAWRENC	1:42.663	1:42.663	0.000
6	121	BROWN / LAWREN	33.075	188	M&R VANNIEUWEN	47.002	10	WEBB / BYRNE	24.772	6	188	M&R VANNIEUWENH	1:44.172	1:44.815	0.643
7	10	WEBB / BYRNE	33.136	18	BLACKWOOD / BLA	48.377	188	M&R VANNIEUWEN	24.801	7	10	WEBB / BYRNE	1:47.356	1:47.765	0.409
8	18	BLACKWOOD / BLA	33.555	104	LELIAS / VASSEUR	49.092	18	BLACKWOOD / BLA	25.715	8	18	BLACKWOOD / BLAC	1:47.647	1:47.781	0.134
9	155	RUSSELL / PARKE	34.349	10	WEBB / BYRNE	49.448	104	LELIAS / VASSEUR	25.717	9	104	LELIAS / VASSEUR	1:49.161	1:49.161	0.000
10	104	LELIAS / VASSEUR	34.352	155	RUSSELL / PARKE	49.450	155	RUSSELL / PARKE	26.036	10	155	RUSSELL / PARKER	1:49.835	1:49.879	0.044
11	26	ATKINSON / MIDDL	34.589	26	ATKINSON / MIDDL	51.098	26	ATKINSON / MIDDL	26.265	11	26	ATKINSON / MIDDLE	1:51.952	1:51.958	0.006
12	31	MUNRO / PETTMAI	34.814	44	MOORE / MOORE	51.314	31	MUNRO / PETTMAI	26.930	12	31	MUNRO / PETTMAN	1:53.119	1:53.442	0.323
13	44	MOORE / MOORE	35.076	31	MUNRO / PETTMAI	51.375	44	MOORE / MOORE	27.035	13	44	MOORE / MOORE	1:53.425	1:53.717	0.292
14	167	PETTMAN / TAYLO	35.583	167	PETTMAN / TAYLO	51.750	412	PETTIS / PHILLIPS	27.113	14	167	PETTMAN / TAYLOR	1:54.582	1:54.954	0.372
15	57	ANDERSON / MAST	35.740	57	ANDERSON / MAST	52.500	55	STAINTON / STAIN	27.123	15	57	ANDERSON / MASTE	1:55.508	1:56.428	0.920
16	412	PETTIS / PHILLIPS	36.362	74	RESTALL / HART	52.766	167	PETTMAN / TAYLO	27.249	16	412	PETTIS / PHILLIPS	1:56.590	1:56.796	0.206
17	74	RESTALL / HART	36.923	412	PETTIS / PHILLIPS	53.115	74	RESTALL / HART	27.267	17	74	RESTALL / HART	1:56.956	1:57.110	0.154
18	55	STAINTON / STAIN	37.001	19	MACBRIDE / THOM	54.494	57	ANDERSON / MAST	27.268	18	55	STAINTON / STAINT	1:58.658	1:59.640	0.982
19	19	MACBRIDE / THOM	37.684	55	STAINTON / STAIN	54.534	19	MACBRIDE / THOM	28.412	19	19	MACBRIDE / THOMP	2:00.590	2:00.590	0.000
20	67	JEFFREY / CASWE	46.973	67	JEFFREY / CASWE	1:00.553	67	JEFFREY / CASWE	30.308	20	67	JEFFREY / CASWELL	2:17.834	2:17.875	0.041

Weather / Track : Sunny / Dry

Brands Hatch GP
Circuit Length = 2.4332 miles
Start: 09:32 Flag 09:41 End: 09:44

Results can be found at www.tsl-timing.com

Printed - 09:44 Saturday, 07 July 2018

BMCRC - MRO Championships 2018 - Rnd 6 @ Brands Hatch GP

RKB/BMCRC F1 & F2 Sidecars

RACE 3 - GRID (6 Laps)

ROW 11	22		21	161 DOWNES/ HAINSWORTH
ROW 10	20	67 JEFFREY / CASWELL 2:17.875	19	19 MACBRIDE / THOMPSON 2:00.590
ROW 9	18	55 STAINTON / STAINTON 1:59.640	17	74 RESTALL / HART 1:57.110
ROW 8	16	412 PETTIS / PHILLIPS 1:56.796	15	57 ANDERSON / MASTERS 1:56.428
ROW 7	14	167 PETTMAN / TAYLOR 1:54.954	13	44 MOORE / MOORE 1:53.717
ROW 6	12	31 MUNRO / PETTMAN 1:53.442	11	26 ATKINSON / MIDDLETON 1:51.958
ROW 5	10	155 RUSSELL / PARKER 1:49.879	9	104 LELIAS / VASSEUR 1:49.161
ROW 4	8	18 BLACKWOOD / BLACKWOOD 1:47.781	7	10 WEBB / BYRNE 1:47.765
ROW 3	6	188 M&R VANNIEUWENHUYSE 1:44.815	5	121 BROWN / LAWRENCE 1:42.663
ROW 2	4	75 CLARKE / CLARKE 1:42.657	3	35 REEVES / THOMAS 1:40.869
ROW 1	2	4 PEACH / EDWARDS 1:40.672	1	60 HOLLAND / WATSON 1:38.642

Pole

Brands Hatch GP
Circuit Length = 2.4332 miles

These results are provisional until the conclusion of any judicial and technical matters.

Clerk Of Course :		Timekeeper :

Results can be found at www.tsl-timing.com

Printed - 09:45 Saturday, 07 July 2018

BMCRC - MRO Championships 2018 - Rnd 6 @ Brands Hatch GP

RKB/BMCRC F1 & F2 Sidecars

RACE 3 - CLASSIFICATION

POS	NO	CL	PIC	NAME	ENTRY	LAPS	TIME	GAP	DIFF	MPH	BEST	ON
1	**60**	F1	1	**HOLLAND / WATSON**	LCR YAMAHA - Team JH Racing	**6**	9:59.511			87.66	**1:38.129**	2
2	**35**	F2	1	**REEVES / THOMAS**	LCR HONDA - Velocity V1	**6**	10:13.360	**13.849**	13.849	85.69	**1:40.052**	3
3	**75**	F1	2	**CLARKE / CLARKE**	Windle Suzuki - City Lifting .CYB fibreglass	**6**	10:21.051	**21.540**	7.691	84.62	**1:40.970**	2
4	**188**	F2	2	**M&R VANNIEUWENHUYSE**	Shelbourne - Norton OCFB/ Heyrick garage	**6**	10:26.160	**26.649**	5.109	83.93	**1:42.837**	2
5	**121**	F1	3	**BROWN / LAWRENCE**	LCR YAMAHA - eMerchantPay	**6**	10:34.364	**34.853**	8.204	82.85	**1:42.342**	3
6	**104**	F2	3	**LELIAS / VASSEUR**	DMR SUZUKI -	**6**	10:41.061	**41.550**	6.697	81.98	**1:45.209**	3
7	**18**	F2	4	**BLACKWOOD / BLACKWOOD**	Shelbourne SUZUKI -	**6**	10:57.530	**58.019**	16.469	79.93	**1:47.696**	4
8	**10**	F1	4	**WEBB / BYRNE**	LCR SUZUKI - ANtech Racing	**6**	10:59.810	**1:00.299**	2.280	79.65	**1:46.607**	2
9	**57**	F1	5	**ANDERSON / MASTERS**	Baker -	**6**	11:01.378	**1:01.867**	1.568	79.46	**1:46.591**	6
10	**26**	F2	5	**ATKINSON / MIDDLETON**	Bellas Suzuki - CMS/RAF MSA	**6**	11:08.033	**1:08.522**	6.655	78.67	**1:48.414**	6
11	**31**	F2	6	**MUNRO / PETTMAN**	Shelbourne YAMAHA - Durey Castings / Allbikes	**6**	11:09.257	**1:09.746**	1.224	78.53	**1:48.620**	6
12	**55**	F2	7	**STAINTON / STAINTON**	LCR - Interfuse Ltd	**6**	11:11.752	**1:12.241**	2.495	78.24	**1:49.385**	5
13	**155**	F2	8	**RUSSELL / PARKER**	Shelbourne HONDA - TRUE HEROES RACING	**6**	11:13.598	**1:14.087**	1.846	78.02	**1:50.232**	4
14	**67**	F1	6	**JEFFREY / CASWELL**	Windle - MJP racing	**6**	11:27.158	**1:27.647**	13.560	76.48	**1:51.488**	6
15	**44**	F2	9	**MOORE / MOORE**	Ireson HONDA - Lane Building Services Ltd	**6**	11:30.374	**1:30.863**	3.216	76.13	**1:52.057**	6
16	**167**	F2	10	**PETTMAN / TAYLOR**	Windle YAMAHA -	**6**	11:30.849	**1:31.338**	0.475	76.07	**1:52.297**	4
					NOT CLASSIFIED							
DNF	**74**	F1		**RESTALL / HART**	RCN Yamaha -	**5**	9:53.163	**1 Lap**	1 Lap	73.84	**1:54.194**	5
DNF	**4**	F1		**PEACH / EDWARDS**	LCR Yamaha -	**3**	5:02.866	**3 Laps**	2 Laps	86.76	**1:38.284**	2
DNF	**19**	F1		**MACBRIDE / THOMPSON**	LCR SUZUKI - Nick Webb	**0**						

FASTEST LAP

60	F1	**HOLLAND / WATSON**	LCR YAMAHA - Team JH Racing	**2**	1:38.129	89.26 mph	143.66 kph
35	F2	**REEVES / THOMAS**	LCR HONDA - Velocity V1	**3**	1:40.052	87.55 mph	140.90 kph

Class F1 - 92.5% of Race Speed = 81.08 mph
Class F2 - 92.5% of Race Speed = 79.26 mph

Brands Hatch GP
Circuit Length = 2.4332 miles
Start: 12:51 Flag 13:01 End: 13:03

Weather / Track : Sunny / Dry
These results are provisional until the conclusion of any judicial and technical matters.

Clerk Of Course :		Timekeeper :

Results can be found at www.tsl-timing.com

Printed - 13:06 Saturday, 07 July 2018

BMCRC - MRO Championships 2018 - Rnd 6 @ Brands Hatch GP

RKB/BMCRC F1 & F2 Sidecars

RACE 3 - LAP CHART

LAP 1 @ 12:53:02.154

NO	BEHIND	LAP TIME
60		1:45.018
35	0.899	1:45.917
4	1.065	1:46.083
75	1.287	1:46.305
188	4.780	1:49.798
121	5.360	1:50.378
104	8.025	1:53.043
10	8.740	1:53.758
18	10.647	1:55.665
155	12.903	1:57.921
26	13.751	1:58.769
57	13.800	1:58.818
31	15.256	2:00.274
55	16.618	2:01.636
44	17.484	2:02.502
67	19.066	2:04.084
167	19.882	2:04.900
74	26.056	2:11.074

LAP 2 @ 12:54:40.283

NO	BEHIND	LAP TIME
60		1:38.129
4	1.220	1:38.284
35	3.234	1:40.464
75	4.128	1:40.970
188	9.488	1:42.837
121	10.350	1:43.119
104	16.091	1:46.195
10	17.218	1:46.607
18	21.014	1:48.496
57	23.506	1:47.835
155	25.851	1:51.077
26	26.698	1:51.076
31	27.119	1:49.992
55	29.279	1:50.790
44	32.199	1:52.844
67	35.551	1:54.614
167	36.398	1:54.645
74	44.473	1:56.546

LAP 3 @ 12:56:18.500

NO	BEHIND	LAP TIME
60		1:38.217
4	1.502	1:38.499
35	5.069	1:40.052
75	6.894	1:40.983
188	14.318	1:43.047
121	14.475	1:42.342
104	23.083	1:45.209
10	25.759	1:46.758
18	31.123	1:48.326
57	34.743	1:49.454
155	38.079	1:50.445
26	38.852	1:50.371
31	39.181	1:50.279
55	42.002	1:50.940
44	46.492	1:52.510
67	50.385	1:53.051
167	50.924	1:52.743
74	1:02.532	1:56.276

LAP 4 @ 12:57:56.817

NO	BEHIND	LAP TIME
60		1:38.317
35	7.914	1:41.162
75	11.400	1:42.823
188	19.268	1:43.267
121	19.862	1:43.704
104	30.080	1:45.314
10	34.971	1:47.529
18	40.502	1:47.696
57	45.556	1:49.130
155	49.994	1:50.232
31	50.865	1:50.001
26	51.065	1:50.530
55	53.163	1:49.478
44	1:02.717	1:54.542
67	1:03.718	1:51.650
167	1:04.904	1:52.297
74	1:19.288	1:55.073

LAP 5 @ 12:59:36.219

NO	BEHIND	LAP TIME
60		1:39.402
35	10.558	1:42.046
75	15.070	1:43.072
188	22.981	1:43.115
121	26.918	1:46.458
104	36.109	1:45.431
10	49.266	1:53.697
18	49.969	1:48.869
57	55.704	1:49.550
26	1:00.536	1:48.873
31	1:01.554	1:50.091
155	1:02.885	1:52.293
55	1:03.146	1:49.385
67	1:16.587	1:52.271
167	1:18.762	1:53.260
44	1:19.234	1:55.919
74	1:34.080	1:54.194

LAP 6 @ 13:01:16.647

NO	BEHIND	LAP TIME
60		1:40.428
35	13.849	1:43.719
75	21.540	1:46.898
188	26.649	1:44.096
121	34.853	1:48.363
104	41.550	1:45.869
18	58.019	1:48.478
10	1:00.299	1:51.461
57	1:01.867	1:46.591
26	1:08.522	1:48.414
31	1:09.746	1:48.620
55	1:12.241	1:49.523
155	1:14.087	1:51.630
67	1:27.647	1:51.488
44	1:30.863	1:52.057
167	1:31.338	1:53.004

Weather / Track : Sunny / Dry

Brands Hatch GP
Circuit Length = 2.4332 miles
Start: 12:51 Flag 13:01 End: 13:03

Results can be found at www.tsl-timing.com

Printed - 13:07 Saturday, 07 July 2018

BMCRC - MRO Championships 2018 - Rnd 6 @ Brands Hatch GP

RKB/BMCRC F1 & F2 Sidecars

RACE 3 - SECTOR ANALYSIS

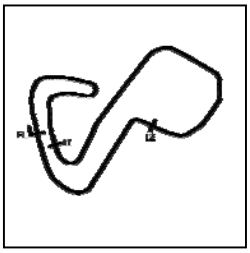

SECTOR 1 = FL to I1, SECTOR 2 = I1 to I2, SECTOR 3 = I2 to FL, DIFF = Difference To Personal Best Lap, P = Crossed Finish Line in Pit Lane, D = Time Disallowed

P1 60 F1 HOLLAND / WATSON — LCR YAMAHA - Team JH Racing

IDEAL LAP TIME : 1:37.975 BEST LAP TIME : 1:38.129 DIFFERENCE : 0.154

LAP	SECTOR 1	SECTOR 2	SECTOR 3	LAP TIME	MPH	DIFF	TIME OF DAY
1 -		44.443	23.628	1:45.018	83.41	6.889	12:53:02.154
2 -	30.944	43.675	***23.510***	***1:38.129*** **(1)**	***89.26***		***12:54:40.283***
3 -	31.082	***43.586***	23.549	1:38.217 **(2)**	89.18	0.088	12:56:18.500
4 -	***30.879***	43.796	23.642	1:38.317 **(3)**	89.09	0.188	12:57:56.817
5 -	30.921	44.488	23.993	1:39.402	88.12	1.273	12:59:36.219
6 -	31.427	44.516	24.485	1:40.428	87.22	2.299	13:01:16.647

P2 35 F2 REEVES / THOMAS — LCR HONDA - Velocity V1

IDEAL LAP TIME : 1:40.052 BEST LAP TIME : 1:40.052 DIFFERENCE : 0.000

LAP	SECTOR 1	SECTOR 2	SECTOR 3	LAP TIME	MPH	DIFF	TIME OF DAY
1 -		44.888	24.244	1:45.917	82.70	5.865	12:53:03.053
2 -	31.792	44.436	24.236	1:40.464 **(2)**	87.19	0.412	12:54:43.517
3 -	***31.556***	***44.420***	***24.076***	***1:40.052*** **(1)**	***87.55***		***12:56:23.569***
4 -	31.600	44.963	24.599	1:41.162 **(3)**	86.59	1.110	12:58:04.731
5 -	32.225	45.451	24.370	1:42.046	85.84	1.994	12:59:46.777
6 -	32.191	46.532	24.996	1:43.719	84.45	3.667	13:01:30.496

P3 75 F1 CLARKE / CLARKE — Windle Suzuki - City Lifting .CYB fibreglass

IDEAL LAP TIME : 1:39.782 BEST LAP TIME : 1:40.970 DIFFERENCE : 1.188

LAP	SECTOR 1	SECTOR 2	SECTOR 3	LAP TIME	MPH	DIFF	TIME OF DAY
1 -		***44.536***	***23.624***	1:46.305	82.40	5.335	12:53:03.441
2 -	31.903	44.957	24.110	***1:40.970*** **(1)**	***86.75***		***12:54:44.411***
3 -	***31.622***	44.580	24.781	1:40.983 **(2)**	86.74	0.013	12:56:25.394
4 -	32.062	45.895	24.866	1:42.823 **(3)**	85.19	1.853	12:58:08.217
5 -	32.322	46.045	24.705	1:43.072	84.98	2.102	12:59:51.289
6 -	32.687	48.679	25.532	1:46.898	81.94	5.928	13:01:38.187

P4 188 F2 M&R VANNIEUWENHUYSE — Shelbourne - Norton OCFB/ Heyrick garage

IDEAL LAP TIME : 1:42.403 BEST LAP TIME : 1:42.837 DIFFERENCE : 0.434

LAP	SECTOR 1	SECTOR 2	SECTOR 3	LAP TIME	MPH	DIFF	TIME OF DAY
1 -		46.641	24.578	1:49.798	79.78	6.961	12:53:06.934
2 -	32.441	46.215	***24.181***	***1:42.837*** **(1)**	***85.18***		***12:54:49.771***
3 -	32.393	***46.064***	24.590	1:43.047 **(2)**	85.00	0.210	12:56:32.818
4 -	32.620	46.352	24.295	1:43.267	84.82	0.430	12:58:16.085
5 -	***32.158***	46.512	24.445	1:43.115 **(3)**	84.95	0.278	12:59:59.200
6 -	32.410	47.031	24.655	1:44.096	84.15	1.259	13:01:43.296

P5 121 F1 BROWN / LAWRENCE — LCR YAMAHA - eMerchantPay

IDEAL LAP TIME : 1:42.342 BEST LAP TIME : 1:42.342 DIFFERENCE : 0.000

LAP	SECTOR 1	SECTOR 2	SECTOR 3	LAP TIME	MPH	DIFF	TIME OF DAY
1 -		46.225	24.824	1:50.378	79.36	8.036	12:53:07.514
2 -	33.419	45.511	24.189	1:43.119 **(2)**	84.94	0.777	12:54:50.633
3 -	***33.173***	***45.075***	***24.094***	***1:42.342*** **(1)**	***85.59***		***12:56:32.975***
4 -	33.480	45.796	24.428	1:43.704 **(3)**	84.46	1.362	12:58:16.679
5 -	34.019	47.178	25.261	1:46.458	82.28	4.116	13:00:03.137
6 -	34.572	48.366	25.425	1:48.363	80.83	6.021	13:01:51.500

P6 104 F2 LELIAS / VASSEUR — DMR SUZUKI -

IDEAL LAP TIME : 1:44.885 BEST LAP TIME : 1:45.209 DIFFERENCE : 0.324

LAP	SECTOR 1	SECTOR 2	SECTOR 3	LAP TIME	MPH	DIFF	TIME OF DAY
1 -		47.309	25.204	1:53.043	77.49	7.834	12:53:10.179
2 -	33.721	47.261	25.213	1:46.195	82.48	0.986	12:54:56.374
3 -	33.357	***47.013***	***24.839***	***1:45.209*** **(1)**	***83.26***		***12:56:41.583***
4 -	33.311	47.053	24.950	1:45.314 **(2)**	83.17	0.105	12:58:26.897
5 -	33.337	47.083	25.011	1:45.431 **(3)**	83.08	0.222	13:00:12.328

Weather / Track : Sunny / Dry

Brands Hatch GP
Circuit Length = 2.4332 miles
Start: 12:51 Flag 13:01 End: 13:03

BMCRC - MRO Championships 2018 - Rnd 6 @ Brands Hatch GP

RKB/BMCRC F1 & F2 Sidecars

RACE 3 - SECTOR ANALYSIS

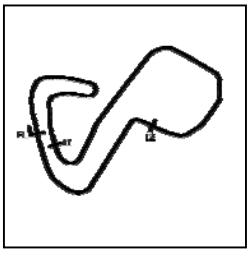

SECTOR 1 = FL to I1, SECTOR 2 = I1 to I2, SECTOR 3 = I2 to FL, DIFF = Difference To Personal Best Lap, P = Crossed Finish Line in Pit Lane, D = Time Disallowed

6 -	***33.033***	47.599	25.237	1:45.869	82.74	0.660	13:01:58.197

P7 18 F2 BLACKWOOD / BLACKWOOD Shelbourne SUZUKI -

IDEAL LAP TIME : 1:47.418 BEST LAP TIME : 1:47.696 DIFFERENCE : 0.278

LAP	SECTOR 1	SECTOR 2	SECTOR 3	LAP TIME	MPH	DIFF	TIME OF DAY
1 -		48.648	25.739	1:55.665	75.73	7.969	12:53:12.801
2 -	34.202	48.522	25.772	1:48.496	80.73	0.800	12:55:01.297
3 -	***34.022***	48.420	25.884	1:48.326 **(2)**	80.86	0.630	12:56:49.623
4 -	34.096	***47.887***	25.713	***1:47.696*** **(1)**	***81.33***		***12:58:37.319***
5 -	34.192	48.585	26.092	1:48.869	80.46	1.173	13:00:26.188
6 -	34.664	48.305	***25.509***	1:48.478 **(3)**	80.75	0.782	13:02:14.666

P8 10 F1 WEBB / BYRNE LCR SUZUKI - ANtech Racing

IDEAL LAP TIME : 1:46.042 BEST LAP TIME : 1:46.607 DIFFERENCE : 0.565

LAP	SECTOR 1	SECTOR 2	SECTOR 3	LAP TIME	MPH	DIFF	TIME OF DAY
1 -		***47.688***	***24.342***	1:53.758	77.00	7.151	12:53:10.894
2 -	34.013	47.984	24.610	***1:46.607*** **(1)**	***82.16***		***12:54:57.501***
3 -	***34.012***	47.805	24.941	1:46.758 **(2)**	82.05	0.151	12:56:44.259
4 -	34.098	48.790	24.641	1:47.529 **(3)**	81.46	0.922	12:58:31.788
5 -	34.980	52.778	25.939	1:53.697	77.04	7.090	13:00:25.485
6 -	36.479	50.094	24.888	1:51.461	78.59	4.854	13:02:16.946

P9 57 F1 ANDERSON / MASTERS Baker -

IDEAL LAP TIME : 1:46.435 BEST LAP TIME : 1:46.591 DIFFERENCE : 0.156

LAP	SECTOR 1	SECTOR 2	SECTOR 3	LAP TIME	MPH	DIFF	TIME OF DAY
1 -		49.785	25.688	1:58.818	73.72	12.227	12:53:15.954
2 -	***33.532***	48.543	25.760	1:47.835 **(2)**	81.23	1.244	12:55:03.789
3 -	34.319	49.048	26.087	1:49.454	80.03	2.863	12:56:53.243
4 -	34.331	48.956	25.843	1:49.130 **(3)**	80.26	2.539	12:58:42.373
5 -	34.672	49.185	25.693	1:49.550	79.96	2.959	13:00:31.923
6 -	33.688	***47.836***	***25.067***	***1:46.591*** **(1)**	***82.18***		***13:02:18.514***

P10 26 F2 ATKINSON / MIDDLETON Bellas Suzuki - CMS/RAF MSA

IDEAL LAP TIME : 1:48.302 BEST LAP TIME : 1:48.414 DIFFERENCE : 0.112

LAP	SECTOR 1	SECTOR 2	SECTOR 3	LAP TIME	MPH	DIFF	TIME OF DAY
1 -		49.753	26.101	1:58.769	73.75	10.355	12:53:15.905
2 -	35.180	49.916	25.980	1:51.076	78.86	2.662	12:55:06.981
3 -	34.533	49.854	25.984	1:50.371 **(3)**	79.36	1.957	12:56:57.352
4 -	34.952	49.729	25.849	1:50.530	79.25	2.116	12:58:47.882
5 -	34.432	48.796	***25.645***	1:48.873 **(2)**	80.45	0.459	13:00:36.755
6 -	***34.057***	***48.600***	25.757	***1:48.414*** **(1)**	***80.79***		***13:02:25.169***

P11 31 F2 MUNRO / PETTMAN Shelbourne YAMAHA - Durey Castings / Allbikes

IDEAL LAP TIME : 1:48.355 BEST LAP TIME : 1:48.620 DIFFERENCE : 0.265

LAP	SECTOR 1	SECTOR 2	SECTOR 3	LAP TIME	MPH	DIFF	TIME OF DAY
1 -		49.826	26.448	2:00.274	72.83	11.654	12:53:17.410
2 -	34.407	49.569	26.016	1:49.992 **(2)**	79.64	1.372	12:55:07.402
3 -	34.529	49.657	26.093	1:50.279	79.43	1.659	12:56:57.681
4 -	34.417	49.479	26.105	1:50.001 **(3)**	79.63	1.381	12:58:47.682
5 -	***34.361***	49.647	26.083	1:50.091	79.56	1.471	13:00:37.773
6 -	34.626	***48.091***	***25.903***	***1:48.620*** **(1)**	***80.64***		***13:02:26.393***

P12 55 F2 STAINTON / STAINTON LCR - Interfuse Ltd

IDEAL LAP TIME : 1:49.144 BEST LAP TIME : 1:49.385 DIFFERENCE : 0.241

LAP	SECTOR 1	SECTOR 2	SECTOR 3	LAP TIME	MPH	DIFF	TIME OF DAY
1 -		51.648	25.722	2:01.636	72.01	12.251	12:53:18.772
2 -	35.261	49.856	25.673	1:50.790	79.06	1.405	12:55:09.562
3 -	35.251	49.875	25.814	1:50.940	78.96	1.555	12:57:00.502

Weather / Track : Sunny / Dry

Brands Hatch GP
Circuit Length = 2.4332 miles
Start: 12:51 Flag 13:01 End: 13:03

BMCRC - MRO Championships 2018 - Rnd 6 @ Brands Hatch GP

RKB/BMCRC F1 & F2 Sidecars

RACE 3 - SECTOR ANALYSIS

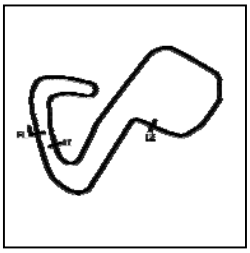

SECTOR 1 = FL to I1, SECTOR 2 = I1 to I2, SECTOR 3 = I2 to FL, DIFF = Difference To Personal Best Lap, P = Crossed Finish Line in Pit Lane, D = Time Disallowed

4 -	***34.391***	49.567	25.520	1:49.478	**(2)**	80.01	0.093	12:58:49.980
5 -	34.433	49.278	25.674	***1:49.385***	**(1)**	***80.08***		***13:00:39.365***
6 -	34.770	***49.248***	***25.505***	1:49.523	**(3)**	79.98	0.138	13:02:28.888

P13 155 F2 RUSSELL / PARKER

Shelbourne HONDA - TRUE HEROES RACING

IDEAL LAP TIME : 1:49.810 BEST LAP TIME : 1:50.232 DIFFERENCE : 0.422

LAP	SECTOR 1	SECTOR 2	SECTOR 3	LAP TIME		MPH	DIFF	TIME OF DAY
1 -		49.616	***25.840***	1:57.921		74.28	7.689	12:53:15.057
2 -	35.092	***49.579***	26.406	1:51.077	**(3)**	78.86	0.845	12:55:06.134
3 -	34.546	49.781	26.118	1:50.445	**(2)**	79.31	0.213	12:56:56.579
4 -	***34.391***	49.677	26.164	***1:50.232***	**(1)**	***79.46***		***12:58:46.811***
5 -	35.463	50.546	26.284	1:52.293		78.00	2.061	13:00:39.104
6 -	34.602	50.397	26.631	1:51.630		78.47	1.398	13:02:30.734

P14 67 F1 JEFFREY / CASWELL

Windle - MJP racing

IDEAL LAP TIME : 1:51.456 BEST LAP TIME : 1:51.488 DIFFERENCE : 0.032

LAP	SECTOR 1	SECTOR 2	SECTOR 3	LAP TIME		MPH	DIFF	TIME OF DAY
1 -		51.824	26.601	2:04.084		70.59	12.596	12:53:21.220
2 -	35.645	52.127	26.842	1:54.614		76.42	3.126	12:55:15.834
3 -	35.290	50.879	26.882	1:53.051		77.48	1.563	12:57:08.885
4 -	***34.883***	50.419	26.348	1:51.650	**(2)**	78.45	0.162	12:59:00.535
5 -	35.460	50.482	26.329	1:52.271	**(3)**	78.02	0.783	13:00:52.806
6 -	34.915	***50.392***	***26.181***	***1:51.488***	**(1)**	***78.57***		***13:02:44.294***

P15 44 F2 MOORE / MOORE

Ireson HONDA - Lane Building Services Ltd

IDEAL LAP TIME : 1:51.126 BEST LAP TIME : 1:52.057 DIFFERENCE : 0.931

LAP	SECTOR 1	SECTOR 2	SECTOR 3	LAP TIME		MPH	DIFF	TIME OF DAY
1 -		51.220	***26.227***	2:02.502		71.50	10.445	12:53:19.638
2 -	36.072	***50.311***	26.461	1:52.844	**(3)**	77.62	0.787	12:55:12.482
3 -	***34.588***	51.396	26.526	1:52.510	**(2)**	77.85	0.453	12:57:04.992
4 -	34.899	52.027	27.616	1:54.542		76.47	2.485	12:58:59.534
5 -	35.616	52.916	27.387	1:55.919		75.56	3.862	13:00:55.453
6 -	34.685	50.557	26.815	***1:52.057***	**(1)**	***78.17***		***13:02:47.510***

P16 167 F2 PETTMAN / TAYLOR

Windle YAMAHA -

IDEAL LAP TIME : 1:52.087 BEST LAP TIME : 1:52.297 DIFFERENCE : 0.210

LAP	SECTOR 1	SECTOR 2	SECTOR 3	LAP TIME		MPH	DIFF	TIME OF DAY
1 -		52.632	27.078	2:04.900		70.13	12.603	12:53:22.036
2 -	35.753	51.713	27.179	1:54.645		76.40	2.348	12:55:16.681
3 -	35.258	50.200	27.285	1:52.743	**(2)**	77.69	0.446	12:57:09.424
4 -	35.204	***50.088***	***27.005***	***1:52.297***	**(1)**	***78.00***		***12:59:01.721***
5 -	35.461	50.548	27.251	1:53.260		77.34	0.963	13:00:54.981
6 -	***34.994***	50.498	27.512	1:53.004	**(3)**	77.51	0.707	13:02:47.985

P17 74 F1 RESTALL / HART

RCN Yamaha -

IDEAL LAP TIME : 1:53.716 BEST LAP TIME : 1:54.194 DIFFERENCE : 0.478

LAP	SECTOR 1	SECTOR 2	SECTOR 3	LAP TIME		MPH	DIFF	TIME OF DAY
1 -		52.855	27.688	2:11.074		66.83	16.880	12:53:28.210
2 -	37.332	51.784	27.430	1:56.546		75.16	2.352	12:55:24.756
3 -	37.166	51.921	27.189	1:56.276	**(3)**	75.33	2.082	12:57:21.032
4 -	37.264	***50.579***	27.230	1:55.073	**(2)**	76.12	0.879	12:59:16.105
5 -	***36.554***	51.057	***26.583***	***1:54.194***	**(1)**	***76.71***		***13:01:10.299***

P18 4 F1 PEACH / EDWARDS

LCR Yamaha -

IDEAL LAP TIME : 1:37.816 BEST LAP TIME : 1:38.284 DIFFERENCE : 0.468

LAP	SECTOR 1	SECTOR 2	SECTOR 3	LAP TIME		MPH	DIFF	TIME OF DAY
1 -		44.837	24.033	1:46.083		82.57	7.799	12:53:03.219
2 -	***30.722***	43.652	23.910	***1:38.284***	**(1)**	***89.12***		***12:54:41.503***

Weather / Track : Sunny / Dry

Brands Hatch GP
Circuit Length = 2.4332 miles
Start: 12:51 Flag 13:01 End: 13:03

BMCRC - MRO Championships 2018 - Rnd 6 @ Brands Hatch GP

RKB/BMCRC F1 & F2 Sidecars

RACE 3 - SECTOR ANALYSIS

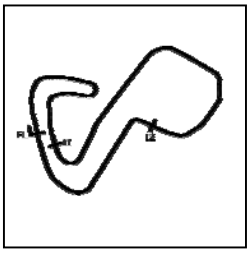

SECTOR 1 = FL to I1, SECTOR 2 = I1 to I2, SECTOR 3 = I2 to FL, DIFF = Difference To Personal Best Lap, P = Crossed Finish Line in Pit Lane, D = Time Disallowed

3 -	31.149	43.527	***23.823***	1:38.499	**(2)**	88.93	0.215	12:56:20.002

Weather / Track : Sunny / Dry

Brands Hatch GP
Circuit Length = 2.4332 miles
Start: 12:51 Flag 13:01 End: 13:03

BMCRC - MRO Championships 2018 - Rnd 6 @ Brands Hatch GP

RKB/BMCRC F1 & F2 Sidecars

RACE 3 - BEST SECTORS

	SECTOR 1			SECTOR 2			SECTOR 3		
POS	NO	NAME	TIME	NO	NAME	TIME	NO	NAME	TIME
1	**4**	PEACH / EDWARDS	**30.722**	**4**	PEACH / EDWARDS	**43.271**	**60**	HOLLAND / WATSC	**23.510**
2	**60**	HOLLAND / WATSC	**30.879**	**60**	HOLLAND / WATSC	**43.586**	**75**	CLARKE / CLARKE	**23.624**
3	**35**	REEVES / THOMAS	**31.556**	**35**	REEVES / THOMAS	**44.420**	**4**	PEACH / EDWARDS	**23.823**
4	**75**	CLARKE / CLARKE	**31.622**	**75**	CLARKE / CLARKE	**44.536**	**35**	REEVES / THOMAS	**24.076**
5	**188**	M&R VANNIEUWEN	**32.158**	**121**	BROWN / LAWREN	**45.075**	**121**	BROWN / LAWREN	**24.094**
6	**104**	LELIAS / VASSEUR	**33.033**	**188**	M&R VANNIEUWEN	**46.064**	**188**	M&R VANNIEUWEN	**24.181**
7	**121**	BROWN / LAWREN	**33.173**	**104**	LELIAS / VASSEUR	**47.013**	**10**	WEBB / BYRNE	**24.342**
8	**57**	ANDERSON / MAST	**33.532**	**10**	WEBB / BYRNE	**47.688**	**104**	LELIAS / VASSEUR	**24.839**
9	**10**	WEBB / BYRNE	**34.012**	**57**	ANDERSON / MAST	**47.836**	**57**	ANDERSON / MAST	**25.067**
10	**18**	BLACKWOOD / BLA	**34.022**	**18**	BLACKWOOD / BLA	**47.887**	**55**	STAINTON / STAIN	**25.505**
11	**26**	ATKINSON / MIDDL	**34.057**	**31**	MUNRO / PETTMAI	**48.091**	**18**	BLACKWOOD / BLA	**25.509**
12	**31**	MUNRO / PETTMAI	**34.361**	**26**	ATKINSON / MIDDL	**48.600**	**26**	ATKINSON / MIDDL	**25.645**
13	**55**	STAINTON / STAIN	**34.391**	**55**	STAINTON / STAIN	**49.248**	**155**	RUSSELL / PARKE	**25.840**
14	**155**	RUSSELL / PARKE	**34.391**	**155**	RUSSELL / PARKE	**49.579**	**31**	MUNRO / PETTMAI	**25.903**
15	**44**	MOORE / MOORE	**34.588**	**167**	PETTMAN / TAYLO	**50.088**	**67**	JEFFREY / CASWE	**26.181**
16	**67**	JEFFREY / CASWE	**34.883**	**44**	MOORE / MOORE	**50.311**	**44**	MOORE / MOORE	**26.227**
17	**167**	PETTMAN / TAYLO	**34.994**	**67**	JEFFREY / CASWE	**50.392**	**74**	RESTALL / HART	**26.583**
18	**74**	RESTALL / HART	**36.554**	**74**	RESTALL / HART	**50.579**	**167**	PETTMAN / TAYLO	**27.005**
19									

IDEAL / BEST COMPARISON					
POS	NO	NAME	IDEAL	BEST	DIFF
		PERFECT LAP	**1:37.503**		
1	**4**	PEACH / EDWARDS	1:37.816	1:38.284	**0.468**
2	**60**	HOLLAND / WATSON	1:37.975	1:38.129	**0.154**
3	**75**	CLARKE / CLARKE	1:39.782	1:40.970	**1.188**
4	**35**	REEVES / THOMAS	1:40.052	1:40.052	**0.000**
5	**121**	BROWN / LAWRENC	1:42.342	1:42.342	**0.000**
6	**188**	M&R VANNIEUWENH	1:42.403	1:42.837	**0.434**
7	**104**	LELIAS / VASSEUR	1:44.885	1:45.209	**0.324**
8	**10**	WEBB / BYRNE	1:46.042	1:46.607	**0.565**
9	**57**	ANDERSON / MASTE	1:46.435	1:46.591	**0.156**
10	**18**	BLACKWOOD / BLAC	1:47.418	1:47.696	**0.278**
11	**26**	ATKINSON / MIDDLE	1:48.302	1:48.414	**0.112**
12	**31**	MUNRO / PETTMAN	1:48.355	1:48.620	**0.265**
13	**55**	STAINTON / STAINTO	1:49.144	1:49.385	**0.241**
14	**155**	RUSSELL / PARKER	1:49.810	1:50.232	**0.422**
15	**44**	MOORE / MOORE	1:51.126	1:52.057	**0.931**
16	**67**	JEFFREY / CASWELL	1:51.456	1:51.488	**0.032**
17	**167**	PETTMAN / TAYLOR	1:52.087	1:52.297	**0.210**
18	**74**	RESTALL / HART	1:53.716	1:54.194	**0.478**

Weather / Track : Sunny / Dry

Brands Hatch GP
Circuit Length = 2.4332 miles
Start: 12:51 Flag 13:01 End: 13:03

Results can be found at www.tsl-timing.com

Printed - 13:07 Saturday, 07 July 2018

BMCRC - MRO Championships 2018 - Rnd 6 @ Brands Hatch GP

RKB/BMCRC F1 & F2 Sidecars

RACE 13 - GRID (6 Laps)

ROW 11	22		21	161 DOWNES/ HAINSWORTH
ROW 10	20	412 PETTIS / PHILLIPS	19	19 MACBRIDE / THOMPSON
ROW 9	18	1:54.194 74 RESTALL / HART	17	1:52.297 167 PETTMAN / TAYLOR
ROW 8	16	1:52.057 44 MOORE / MOORE	15	1:51.488 67 JEFFREY / CASWELL
ROW 7	14	1:50.232 155 RUSSELL / PARKER	13	1:49.385 55 STAINTON / STAINTON
ROW 6	12	1:48.620 31 MUNRO / PETTMAN	11	1:48.414 26 ATKINSON / MIDDLETON
ROW 5	10	1:47.696 18 BLACKWOOD / BLACKWOOD	9	1:46.607 10 WEBB / BYRNE
ROW 4	8	1:46.591 57 ANDERSON / MASTERS	7	1:45.209 104 LELIAS / VASSEUR
ROW 3	6	1:42.837 188 M&R VANNIEUWENHUYSE	5	1:42.342 121 BROWN / LAWRENCE
ROW 2	4	1:40.970 75 CLARKE / CLARKE	3	1:40.052 35 REEVES / THOMAS
ROW 1	2	1:38.284 4 PEACH / EDWARDS	1	1:38.129 60 HOLLAND / WATSON

Pole

Brands Hatch GP
Circuit Length = 2.4332 miles

These results are provisional until the conclusion of any judicial and technical matters.

Clerk Of Course :		Timekeeper :

Results can be found at www.tsl-timing.com

Printed - 13:08 Saturday, 07 July 2018

BMCRC - MRO Championships 2018 - Rnd 6 @ Brands Hatch GP

RKB/BMCRC F1 & F2 Sidecars

RACE 13 - CLASSIFICATION

POS	NO	CL	PIC	NAME	ENTRY	LAPS	TIME	GAP	DIFF	MPH	BEST	ON
1	**60**	F1	1	**HOLLAND / WATSON**	LCR YAMAHA - Team JH Racing	**6**	9:59.129			87.72	**1:37.787**	2
2	**75**	F1	2	**CLARKE / CLARKE**	Windle Suzuki - City Lifting .CYB fibreglass	**6**	10:05.876	**6.747**	6.747	86.74	**1:38.960**	2
3	**35**	F2	1	**REEVES / THOMAS**	LCR HONDA - Velocity V1	**6**	10:13.454	**14.325**	7.578	85.67	**1:40.724**	2
4	**121**	F1	3	**BROWN / LAWRENCE**	LCR YAMAHA - eMerchantPay	**6**	10:16.968	**17.839**	3.514	85.18	**1:41.042**	4
5	**188**	F2	2	**M&R VANNIEUWENHUYSE**	Shelbourne - Norton OCFB/ Heyrick garage	**6**	10:23.869	**24.740**	6.901	84.24	**1:41.852**	2
6	**104**	F2	3	**LELIAS / VASSEUR**	DMR SUZUKI -	**6**	10:34.654	**35.525**	10.785	82.81	**1:44.063**	6
7	**10**	F1	4	**WEBB / BYRNE**	LCR SUZUKI - ANtech Racing	**6**	10:49.828	**50.699**	15.174	80.88	**1:44.885**	2
8	**57**	F1	5	**ANDERSON / MASTERS**	Baker -	**6**	10:52.177	**53.048**	2.349	80.59	**1:46.071**	2
9	**18**	F2	4	**BLACKWOOD / BLACKWOOD**	Shelbourne SUZUKI -	**6**	10:52.834	**53.705**	0.657	80.50	**1:46.732**	3
10	**155**	F2	5	**RUSSELL / PARKER**	Shelbourne HONDA - TRUE HEROES RACING	**6**	10:53.993	**54.864**	1.159	80.36	**1:47.423**	6
11	**26**	F2	6	**ATKINSON / MIDDLETON**	Bellas Suzuki - CMS/RAF MSA	**6**	11:00.230	**1:01.101**	6.237	79.60	**1:47.115**	5
12	**55**	F2	7	**STAINTON / STAINTON**	LCR - Interfuse Ltd	**6**	11:02.248	**1:03.119**	2.018	79.36	**1:47.637**	5
13	**31**	F2	8	**MUNRO / PETTMAN**	Shelbourne YAMAHA - Durey Castings / Allbikes	**6**	11:02.550	**1:03.421**	0.302	79.32	**1:47.474**	5
14	**67**	F1	6	**JEFFREY / CASWELL**	Windle - MJP racing	**6**	11:15.926	**1:16.797**	13.376	77.75	**1:48.959**	6
15	**167**	F2	9	**PETTMAN / TAYLOR**	Windle YAMAHA -	**6**	11:33.417	**1:34.288**	17.491	75.79	**1:53.255**	3
16	**44**	F2	10	**MOORE / MOORE**	Ireson HONDA - Lane Building Services Ltd	**6**	11:56.629	**1:57.500**	23.212	73.34	**1:49.453**	3
17	**19**	F1	7	**MACBRIDE / THOMPSON**	LCR SUZUKI - Nick Webb	**5**	10:02.938	**1 Lap**	1 Lap	72.64	**1:58.430**	4

FASTEST LAP

60	F1	**HOLLAND / WATSON**	LCR YAMAHA - Team JH Racing	**2**	1:37.787	89.58 mph	144.16 kph
35	F2	**REEVES / THOMAS**	LCR HONDA - Velocity V1	**2**	1:40.724	86.96 mph	139.96 kph

Class F1 - 92.5% of Race Speed = 81.14 mph
Class F2 - 92.5% of Race Speed = 79.24 mph

Brands Hatch GP
Circuit Length = 2.4332 miles
Start: 16:11 Flag 16:21 End: 16:23

Weather / Track : Sunny / Dry
These results are provisional until the conclusion of any judicial and technical matters.

Clerk Of Course :		Timekeeper :

Results can be found at www.tsl-timing.com

Printed - 16:23 Saturday, 07 July 2018

BMCRC - MRO Championships 2018 - Rnd 6 @ Brands Hatch GP

RKB/BMCRC F1 & F2 Sidecars

RACE 13 - LAP CHART

LAP 1 @ 16:13:03.618

NO	BEHIND	LAP TIME
60		1:43.380
75	1.841	1:45.221
35	3.127	1:46.507
121	4.491	1:47.871
188	7.128	1:50.508
104	8.541	1:51.921
57	8.713	1:52.093
10	9.444	1:52.824
18	11.488	1:54.868
155	12.596	1:55.976
55	14.051	1:57.431
44	15.433	1:58.813
26	15.717	1:59.097
31	16.484	1:59.864
167	19.699	2:03.079
67	20.025	2:03.405
19	23.470	2:06.850

LAP 2 @ 16:14:41.405

NO	BEHIND	LAP TIME
60		1:37.787
75	3.014	1:38.960
35	6.064	1:40.724
121	8.626	1:41.922
188	11.193	1:41.852
104	15.674	1:44.920
10	16.542	1:44.885
57	16.997	1:46.071
18	20.937	1:47.236
155	22.671	1:47.862
55	25.855	1:49.591
26	26.359	1:48.429
44	27.797	1:50.151
31	28.098	1:49.401
167	35.834	1:53.922
67	36.304	1:54.066
19	44.257	1:58.574

LAP 3 @ 16:16:19.437

NO	BEHIND	LAP TIME
60		1:38.032
75	4.308	1:39.326
35	8.849	1:40.817
121	11.742	1:41.148
188	15.372	1:42.211
104	21.839	1:44.197
10	27.382	1:48.872
57	28.458	1:49.493
18	29.637	1:46.732
155	32.308	1:47.669
26	37.766	1:49.439
55	38.110	1:50.287
44	39.218	1:49.453
31	39.423	1:49.357
67	49.024	1:50.752
167	51.057	1:53.255
19	1:05.205	1:58.980

LAP 4 @ 16:17:57.551

NO	BEHIND	LAP TIME
60		1:38.114
75	5.722	1:39.528
35	12.567	1:41.832
121	14.670	1:41.042
188	20.180	1:42.922
104	28.694	1:44.969
10	37.379	1:48.111
57	39.242	1:48.898
18	39.908	1:48.385
155	41.792	1:47.598
26	48.656	1:49.004
55	49.190	1:49.194
31	49.688	1:48.379
44	51.144	1:50.040
67	1:00.042	1:49.132
167	1:06.649	1:53.706
19	1:25.521	1:58.430

LAP 5 @ 16:19:36.926

NO	BEHIND	LAP TIME
60		1:39.375
75	5.800	1:39.453
35	15.065	1:41.873
121	17.370	1:42.075
188	23.513	1:42.708
104	33.903	1:44.584
10	45.118	1:47.114
57	47.277	1:47.410
18	47.971	1:47.438
155	49.882	1:47.465
26	56.396	1:47.115
55	57.452	1:47.637
31	57.787	1:47.474
44	1:02.294	1:50.525
67	1:10.279	1:49.612
167	1:21.489	1:54.215

LAP 6 @ 16:21:19.367

NO	BEHIND	LAP TIME
60		1:42.441
19	1 Lap	2:00.104
75	6.747	1:43.388
35	14.325	1:41.701
121	17.839	1:42.910
188	24.740	1:43.668
104	35.525	1:44.063
10	50.699	1:48.022
57	53.048	1:48.212
18	53.705	1:48.175
155	54.864	1:47.423
26	1:01.101	1:47.146
55	1:03.119	1:48.108
31	1:03.421	1:48.075
67	1:16.797	1:48.959
167	1:34.288	1:55.240
44	1:57.500	2:37.647

Weather / Track : Sunny / Dry

Brands Hatch GP
Circuit Length = 2.4332 miles
Start: 16:11 Flag 16:21 End: 16:23

Results can be found at www.tsl-timing.com

Printed - 16:23 Saturday, 07 July 2018

BMCRC - MRO Championships 2018 - Rnd 6 @ Brands Hatch GP

RKB/BMCRC F1 & F2 Sidecars

RACE 13 - SECTOR ANALYSIS

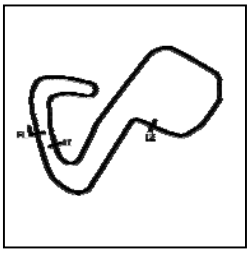

SECTOR 1 = FL to I1, SECTOR 2 = I1 to I2, SECTOR 3 = I2 to FL, DIFF = Difference To Personal Best Lap, P = Crossed Finish Line in Pit Lane, D = Time Disallowed

P1 60 F1 HOLLAND / WATSON — LCR YAMAHA - Team JH Racing

IDEAL LAP TIME : 1:37.693 BEST LAP TIME : 1:37.787 DIFFERENCE : 0.094

LAP	SECTOR 1	SECTOR 2	SECTOR 3	LAP TIME	MPH	DIFF	TIME OF DAY
1 -		43.497	23.606	1:43.380	84.73	5.593	16:13:03.618
2 -	***30.785***	43.557	***23.445***	***1:37.787*** **(1)**	***89.58***		***16:14:41.405***
3 -	31.033	***43.463***	23.536	1:38.032 **(2)**	89.35	0.245	16:16:19.437
4 -	30.838	43.687	23.589	1:38.114 **(3)**	89.28	0.327	16:17:57.551
5 -	31.078	44.302	23.995	1:39.375	88.14	1.588	16:19:36.926
6 -	31.634	46.363	24.444	1:42.441	85.51	4.654	16:21:19.367

P2 75 F1 CLARKE / CLARKE — Windle Suzuki - City Lifting .CYB fibreglass

IDEAL LAP TIME : 1:38.731 BEST LAP TIME : 1:38.960 DIFFERENCE : 0.229

LAP	SECTOR 1	SECTOR 2	SECTOR 3	LAP TIME	MPH	DIFF	TIME OF DAY
1 -		***44.200***	23.666	1:45.221	83.25	6.261	16:13:05.459
2 -	***31.018***	44.324	23.618	***1:38.960*** **(1)**	***88.51***		***16:14:44.419***
3 -	31.563	44.250	***23.513***	1:39.326 **(2)**	88.19	0.366	16:16:23.745
4 -	31.574	44.370	23.584	1:39.528	88.01	0.568	16:18:03.273
5 -	31.471	44.348	23.634	1:39.453 **(3)**	88.08	0.493	16:19:42.726
6 -	32.220	46.546	24.622	1:43.388	84.72	4.428	16:21:26.114

P3 35 F2 REEVES / THOMAS — LCR HONDA - Velocity V1

IDEAL LAP TIME : 1:40.722 BEST LAP TIME : 1:40.724 DIFFERENCE : 0.002

LAP	SECTOR 1	SECTOR 2	SECTOR 3	LAP TIME	MPH	DIFF	TIME OF DAY
1 -		45.329	24.217	1:46.507	82.24	5.783	16:13:06.745
2 -	***31.731***	44.863	***24.130***	***1:40.724*** **(1)**	***86.96***		***16:14:47.469***
3 -	31.821	***44.861***	24.135	1:40.817 **(2)**	86.88	0.093	16:16:28.286
4 -	32.119	45.182	24.531	1:41.832	86.02	1.108	16:18:10.118
5 -	31.898	45.548	24.427	1:41.873	85.98	1.149	16:19:51.991
6 -	32.216	45.124	24.361	1:41.701 **(3)**	86.13	0.977	16:21:33.692

P4 121 F1 BROWN / LAWRENCE — LCR YAMAHA - eMerchantPay

IDEAL LAP TIME : 1:40.934 BEST LAP TIME : 1:41.042 DIFFERENCE : 0.108

LAP	SECTOR 1	SECTOR 2	SECTOR 3	LAP TIME	MPH	DIFF	TIME OF DAY
1 -		45.169	24.111	1:47.871	81.20	6.829	16:13:08.109
2 -	32.891	44.878	24.153	1:41.922 **(3)**	85.94	0.880	16:14:50.031
3 -	32.472	***44.735***	23.941	1:41.148 **(2)**	86.60	0.106	16:16:31.179
4 -	***32.375***	44.843	***23.824***	***1:41.042*** **(1)**	***86.69***		***16:18:12.221***
5 -	32.419	45.499	24.157	1:42.075	85.81	1.033	16:19:54.296
6 -	32.601	45.660	24.649	1:42.910	85.12	1.868	16:21:37.206

P5 188 F2 M&R VANNIEUWENHUYSE — Shelbourne - Norton OCFB/ Heyrick garage

IDEAL LAP TIME : 1:41.848 BEST LAP TIME : 1:41.852 DIFFERENCE : 0.004

LAP	SECTOR 1	SECTOR 2	SECTOR 3	LAP TIME	MPH	DIFF	TIME OF DAY
1 -		47.299	24.357	1:50.508	79.26	8.656	16:13:10.746
2 -	***31.741***	45.959	***24.152***	***1:41.852*** **(1)**	***86.00***		***16:14:52.598***
3 -	31.985	***45.955***	24.271	1:42.211 **(2)**	85.70	0.359	16:16:34.809
4 -	32.119	46.291	24.512	1:42.922	85.11	1.070	16:18:17.731
5 -	31.997	46.108	24.603	1:42.708 **(3)**	85.28	0.856	16:20:00.439
6 -	32.501	46.677	24.490	1:43.668	84.49	1.816	16:21:44.107

P6 104 F2 LELIAS / VASSEUR — DMR SUZUKI -

IDEAL LAP TIME : 1:43.773 BEST LAP TIME : 1:44.063 DIFFERENCE : 0.290

LAP	SECTOR 1	SECTOR 2	SECTOR 3	LAP TIME	MPH	DIFF	TIME OF DAY
1 -		47.711	25.040	1:51.921	78.26	7.858	16:13:12.159
2 -	33.374	46.725	24.821	1:44.920	83.49	0.857	16:14:57.079
3 -	32.774	46.604	24.819	1:44.197 **(2)**	84.07	0.134	16:16:41.276
4 -	33.370	46.705	24.894	1:44.969	83.45	0.906	16:18:26.245
5 -	***32.684***	46.785	25.115	1:44.584 **(3)**	83.75	0.521	16:20:10.829

Weather / Track : Sunny / Dry

Brands Hatch GP
Circuit Length = 2.4332 miles
Start: 16:11 Flag 16:21 End: 16:23

BMCRC - MRO Championships 2018 - Rnd 6 @ Brands Hatch GP

RKB/BMCRC F1 & F2 Sidecars

RACE 13 - SECTOR ANALYSIS

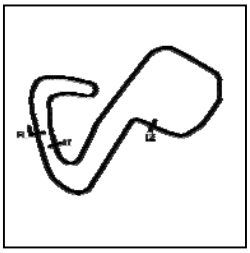

SECTOR 1 = FL to I1, SECTOR 2 = I1 to I2, SECTOR 3 = I2 to FL, DIFF = Difference To Personal Best Lap, P = Crossed Finish Line in Pit Lane, D = Time Disallowed

6 -	32.974	***46.317***	***24.772***	***1:44.063***	**(1)**	***84.17***	***16:21:54.892***

P7 10 F1 WEBB / BYRNE

LCR SUZUKI - ANtech Racing

IDEAL LAP TIME : 1:44.885 BEST LAP TIME : 1:44.885 DIFFERENCE : 0.000

LAP	SECTOR 1	SECTOR 2	SECTOR 3	LAP TIME		MPH	DIFF	TIME OF DAY
1 -		47.825	24.810	1:52.824		77.64	7.939	16:13:13.062
2 -	***33.329***	***47.752***	***23.804***	***1:44.885***	**(1)**	***83.51***		***16:14:57.947***
3 -	34.299	50.063	24.510	1:48.872		80.46	3.987	16:16:46.819
4 -	34.551	49.216	24.344	1:48.111		81.02	3.226	16:18:34.930
5 -	33.923	48.769	24.422	1:47.114	**(2)**	81.78	2.229	16:20:22.044
6 -	34.396	49.420	24.206	1:48.022	**(3)**	81.09	3.137	16:22:10.066

P8 57 F1 ANDERSON / MASTERS

Baker -

IDEAL LAP TIME : 1:45.934 BEST LAP TIME : 1:46.071 DIFFERENCE : 0.137

LAP	SECTOR 1	SECTOR 2	SECTOR 3	LAP TIME		MPH	DIFF	TIME OF DAY
1 -		***47.878***	25.593	1:52.093		78.14	6.022	16:13:12.331
2 -	***33.114***	48.015	***24.942***	***1:46.071***	**(1)**	***82.58***		***16:14:58.402***
3 -	33.526	50.705	25.262	1:49.493		80.00	3.422	16:16:47.895
4 -	34.453	48.651	25.794	1:48.898		80.44	2.827	16:18:36.793
5 -	33.576	48.399	25.435	1:47.410	**(2)**	81.55	1.339	16:20:24.203
6 -	33.843	48.991	25.378	1:48.212	**(3)**	80.95	2.141	16:22:12.415

P9 18 F2 BLACKWOOD / BLACKWOOD

Shelbourne SUZUKI -

IDEAL LAP TIME : 1:46.402 BEST LAP TIME : 1:46.732 DIFFERENCE : 0.330

LAP	SECTOR 1	SECTOR 2	SECTOR 3	LAP TIME		MPH	DIFF	TIME OF DAY
1 -		48.096	25.536	1:54.868		76.25	8.136	16:13:15.106
2 -	34.102	47.806	25.328	1:47.236	**(2)**	81.68	0.504	16:15:02.342
3 -	34.042	***47.461***	***25.229***	***1:46.732***	**(1)**	***82.07***		***16:16:49.074***
4 -	34.034	48.588	25.763	1:48.385		80.82	1.653	16:18:37.459
5 -	34.037	48.001	25.400	1:47.438	**(3)**	81.53	0.706	16:20:24.897
6 -	***33.712***	48.913	25.550	1:48.175		80.97	1.443	16:22:13.072

P10 155 F2 RUSSELL / PARKER

Shelbourne HONDA - TRUE HEROES RACING

IDEAL LAP TIME : 1:47.275 BEST LAP TIME : 1:47.423 DIFFERENCE : 0.148

LAP	SECTOR 1	SECTOR 2	SECTOR 3	LAP TIME		MPH	DIFF	TIME OF DAY
1 -		48.482	25.898	1:55.976		75.53	8.553	16:13:16.214
2 -	33.930	48.240	25.692	1:47.862		81.21	0.439	16:15:04.076
3 -	33.815	48.249	25.605	1:47.669		81.35	0.246	16:16:51.745
4 -	33.741	***48.158***	25.699	1:47.598	**(3)**	81.41	0.175	16:18:39.343
5 -	33.730	48.198	***25.537***	1:47.465	**(2)**	81.51	0.042	16:20:26.808
6 -	***33.580***	48.257	25.586	***1:47.423***	**(1)**	***81.54***		***16:22:14.231***

P11 26 F2 ATKINSON / MIDDLETON

Bellas Suzuki - CMS/RAF MSA

IDEAL LAP TIME : 1:46.799 BEST LAP TIME : 1:47.115 DIFFERENCE : 0.316

LAP	SECTOR 1	SECTOR 2	SECTOR 3	LAP TIME		MPH	DIFF	TIME OF DAY
1 -		50.112	25.932	1:59.097		73.55	11.982	16:13:19.335
2 -	33.635	49.076	25.718	1:48.429	**(3)**	80.78	1.314	16:15:07.764
3 -	34.266	49.545	25.628	1:49.439		80.04	2.324	16:16:57.203
4 -	33.863	49.619	25.522	1:49.004		80.36	1.889	16:18:46.207
5 -	***33.190***	***48.324***	25.601	***1:47.115***	**(1)**	***81.77***		***16:20:33.322***
6 -	33.321	48.540	***25.285***	1:47.146	**(2)**	81.75	0.031	16:22:20.468

P12 55 F2 STAINTON / STAINTON

LCR - Interfuse Ltd

IDEAL LAP TIME : 1:47.637 BEST LAP TIME : 1:47.637 DIFFERENCE : 0.000

LAP	SECTOR 1	SECTOR 2	SECTOR 3	LAP TIME	MPH	DIFF	TIME OF DAY
1 -		50.059	25.398	1:57.431	74.59	9.794	16:13:17.669
2 -	34.472	49.472	25.647	1:49.591	79.93	1.954	16:15:07.260
3 -	35.018	49.797	25.472	1:50.287	79.42	2.650	16:16:57.547

Weather / Track : Sunny / Dry

Brands Hatch GP
Circuit Length = 2.4332 miles
Start: 16:11 Flag 16:21 End: 16:23

BMCRC - MRO Championships 2018 - Rnd 6 @ Brands Hatch GP

RKB/BMCRC F1 & F2 Sidecars

RACE 13 - SECTOR ANALYSIS

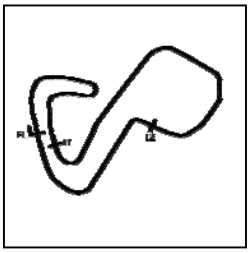

SECTOR 1 = FL to I1, SECTOR 2 = I1 to I2, SECTOR 3 = I2 to FL, DIFF = Difference To Personal Best Lap, P = Crossed Finish Line in Pit Lane, D = Time Disallowed

4 -	34.125	49.312	25.757	1:49.194	**(3)**	80.22	1.557	16:18:46.741
5 -	***33.657***	***48.660***	***25.320***	***1:47.637***	**(1)**	***81.38***		***16:20:34.378***
6 -	33.920	48.729	25.459	1:48.108	**(2)**	81.02	0.471	16:22:22.486

P13 31 F2 MUNRO / PETTMAN

Shelbourne YAMAHA - Durey Castings / Allbikes

IDEAL LAP TIME : 1:47.474 BEST LAP TIME : 1:47.474 DIFFERENCE : 0.000

LAP	SECTOR 1	SECTOR 2	SECTOR 3	LAP TIME		MPH	DIFF	TIME OF DAY
1 -		49.553	26.059	1:59.864		73.08	12.390	16:13:20.102
2 -	34.867	48.805	25.729	1:49.401		80.07	1.927	16:15:09.503
3 -	34.062	49.297	25.998	1:49.357		80.10	1.883	16:16:58.860
4 -	34.150	48.343	25.886	1:48.379	**(3)**	80.82	0.905	16:18:47.239
5 -	***33.832***	***48.299***	***25.343***	***1:47.474***	**(1)**	***81.50***		***16:20:34.713***
6 -	33.919	48.609	25.547	1:48.075	**(2)**	81.05	0.601	16:22:22.788

P14 67 F1 JEFFREY / CASWELL

Windle - MJP racing

IDEAL LAP TIME : 1:48.732 BEST LAP TIME : 1:48.959 DIFFERENCE : 0.227

LAP	SECTOR 1	SECTOR 2	SECTOR 3	LAP TIME		MPH	DIFF	TIME OF DAY
1 -		52.739	27.155	2:03.405		70.98	14.446	16:13:23.643
2 -	35.761	51.282	27.023	1:54.066		76.79	5.107	16:15:17.709
3 -	35.110	49.812	25.830	1:50.752		79.09	1.793	16:17:08.461
4 -	34.163	49.482	***25.487***	1:49.132	**(2)**	80.26	0.173	16:18:57.593
5 -	34.031	49.930	25.651	1:49.612	**(3)**	79.91	0.653	16:20:47.205
6 -	***33.938***	***49.307***	25.714	***1:48.959***	**(1)**	***80.39***		***16:22:36.164***

P15 167 F2 PETTMAN / TAYLOR

Windle YAMAHA -

IDEAL LAP TIME : 1:53.060 BEST LAP TIME : 1:53.255 DIFFERENCE : 0.195

LAP	SECTOR 1	SECTOR 2	SECTOR 3	LAP TIME		MPH	DIFF	TIME OF DAY
1 -		51.463	27.363	2:03.079		71.17	9.824	16:13:23.317
2 -	***35.188***	51.331	27.403	1:53.922	**(3)**	76.89	0.667	16:15:17.239
3 -	35.383	***50.747***	***27.125***	***1:53.255***	**(1)**	***77.34***		***16:17:10.494***
4 -	35.193	50.856	27.657	1:53.706	**(2)**	77.03	0.451	16:19:04.200
5 -	35.514	51.329	27.372	1:54.215		76.69	0.960	16:20:58.415
6 -	35.544	51.512	28.184	1:55.240		76.01	1.985	16:22:53.655

P16 44 F2 MOORE / MOORE

Ireson HONDA - Lane Building Services Ltd

IDEAL LAP TIME : 1:49.415 BEST LAP TIME : 1:49.453 DIFFERENCE : 0.038

LAP	SECTOR 1	SECTOR 2	SECTOR 3	LAP TIME		MPH	DIFF	TIME OF DAY
1 -		50.040	***26.108***	1:58.813		73.72	9.360	16:13:19.051
2 -	34.228	49.780	26.143	1:50.151	**(3)**	79.52	0.698	16:15:09.202
3 -	***33.726***	***49.581***	26.146	***1:49.453***	**(1)**	***80.03***		***16:16:58.655***
4 -	33.879	49.795	26.366	1:50.040	**(2)**	79.60	0.587	16:18:48.695
5 -	33.730	50.202	26.593	1:50.525		79.25	1.072	16:20:39.220
6 -	34.548	56.298	1:06.801	2:37.647		55.56	48.194	16:23:16.867

P17 19 F1 MACBRIDE / THOMPSON

LCR SUZUKI - Nick Webb

IDEAL LAP TIME : 1:57.138 BEST LAP TIME : 1:58.430 DIFFERENCE : 1.292

LAP	SECTOR 1	SECTOR 2	SECTOR 3	LAP TIME		MPH	DIFF	TIME OF DAY
1 -		54.282	26.899	2:06.850		69.05	8.420	16:13:27.088
2 -	38.017	53.895	***26.662***	1:58.574	**(2)**	73.87	0.144	16:15:25.662
3 -	37.396	54.085	27.499	1:58.980	**(3)**	73.62	0.550	16:17:24.642
4 -	***36.841***	***53.635***	27.954	***1:58.430***	**(1)**	***73.96***		***16:19:23.072***
5 -	37.309	54.868	27.927	2:00.104		72.93	1.674	16:21:23.176

Weather / Track : Sunny / Dry

Brands Hatch GP
Circuit Length = 2.4332 miles
Start: 16:11 Flag 16:21 End: 16:23

BMCRC - MRO Championships 2018 - Rnd 6 @ Brands Hatch GP

RKB/BMCRC F1 & F2 Sidecars

RACE 13 - BEST SECTORS

	SECTOR 1			SECTOR 2			SECTOR 3			IDEAL / BEST COMPARISON					
POS	NO	NAME	TIME	NO	NAME	TIME	NO	NAME	TIME	POS	NO	NAME	IDEAL	BEST	DIFF
												PERFECT LAP	1:37.693		
1	60	HOLLAND / WATSC	30.785	60	HOLLAND / WATSC	43.463	60	HOLLAND / WATSC	23.445	1	60	HOLLAND / WATSON	1:37.693	1:37.787	0.094
2	75	CLARKE / CLARKE	31.018	75	CLARKE / CLARKE	44.200	75	CLARKE / CLARKE	23.513	2	75	CLARKE / CLARKE	1:38.731	1:38.960	0.229
3	35	REEVES / THOMAS	31.731	121	BROWN / LAWREN	44.735	10	WEBB / BYRNE	23.804	3	35	REEVES / THOMAS	1:40.722	1:40.724	0.002
4	188	M&R VANNIEUWEN	31.741	35	REEVES / THOMAS	44.861	121	BROWN / LAWREN	23.824	4	121	BROWN / LAWRENC	1:40.934	1:41.042	0.108
5	121	BROWN / LAWREN	32.375	188	M&R VANNIEUWEN	45.955	35	REEVES / THOMAS	24.130	5	188	M&R VANNIEUWENH	1:41.848	1:41.852	0.004
6	104	LELIAS / VASSEUR	32.684	104	LELIAS / VASSEUR	46.317	188	M&R VANNIEUWEN	24.152	6	104	LELIAS / VASSEUR	1:43.773	1:44.063	0.290
7	57	ANDERSON / MAST	33.114	18	BLACKWOOD / BLA	47.461	104	LELIAS / VASSEUR	24.772	7	10	WEBB / BYRNE	1:44.885	1:44.885	0.000
8	26	ATKINSON / MIDDL	33.190	10	WEBB / BYRNE	47.752	57	ANDERSON / MAST	24.942	8	57	ANDERSON / MASTE	1:45.934	1:46.071	0.137
9	10	WEBB / BYRNE	33.329	57	ANDERSON / MAST	47.878	18	BLACKWOOD / BLA	25.229	9	18	BLACKWOOD / BLAC	1:46.402	1:46.732	0.330
10	155	RUSSELL / PARKE	33.580	155	RUSSELL / PARKE	48.158	26	ATKINSON / MIDDL	25.285	10	26	ATKINSON / MIDDLE	1:46.799	1:47.115	0.316
11	55	STAINTON / STAIN	33.657	31	MUNRO / PETTMAI	48.299	55	STAINTON / STAIN	25.320	11	155	RUSSELL / PARKER	1:47.275	1:47.423	0.148
12	18	BLACKWOOD / BLA	33.712	26	ATKINSON / MIDDL	48.324	31	MUNRO / PETTMAI	25.343	12	31	MUNRO / PETTMAN	1:47.474	1:47.474	0.000
13	44	MOORE / MOORE	33.726	55	STAINTON / STAIN	48.660	67	JEFFREY / CASWE	25.487	13	55	STAINTON / STAINT	1:47.637	1:47.637	0.000
14	31	MUNRO / PETTMAI	33.832	67	JEFFREY / CASWE	49.307	155	RUSSELL / PARKE	25.537	14	67	JEFFREY / CASWELL	1:48.732	1:48.959	0.227
15	67	JEFFREY / CASWE	33.938	44	MOORE / MOORE	49.581	44	MOORE / MOORE	26.108	15	44	MOORE / MOORE	1:49.415	1:49.453	0.038
16	167	PETTMAN / TAYLO	35.188	167	PETTMAN / TAYLO	50.747	19	MACBRIDE / THOM	26.662	16	167	PETTMAN / TAYLOR	1:53.060	1:53.255	0.195
17	19	MACBRIDE / THOM	36.841	19	MACBRIDE / THOM	53.635	167	PETTMAN / TAYLO	27.125	17	19	MACBRIDE / THOMP	1:57.138	1:58.430	1.292

Weather / Track : Sunny / Dry

Brands Hatch GP
Circuit Length = 2.4332 miles
Start: 16:11 Flag 16:21 End: 16:23

Results can be found at www.tsl-timing.com

Printed - 16:24 Saturday, 07 July 2018

BMCRC - MRO Championships 2018 - Rnd 6 @ Brands Hatch GP

RKB/BMCRC F1 & F2 Sidecars

RACE 3 - GRID (7 Laps)

ROW 11	22		21	161 DOWNES/ HAINSWORTH
ROW 10	20	412 PETTIS / PHILLIPS	19	74 RESTALL / HART
ROW 9	18	4 PEACH / EDWARDS	17	1:58.430 19 MACBRIDE / THOMPSON
ROW 8	16	1:53.255 167 PETTMAN / TAYLOR	15	1:49.453 44 MOORE / MOORE
ROW 7	14	1:48.959 67 JEFFREY / CASWELL	13	1:47.637 55 STAINTON / STAINTON
ROW 6	12	1:47.474 31 MUNRO / PETTMAN	11	1:47.423 155 RUSSELL / PARKER
ROW 5	10	1:47.115 26 ATKINSON / MIDDLETON	9	1:46.732 18 BLACKWOOD / BLACKWOOD
ROW 4	8	1:46.071 57 ANDERSON / MASTERS	7	1:44.885 10 WEBB / BYRNE
ROW 3	6	1:44.063 104 LELIAS / VASSEUR	5	1:41.852 188 M&R VANNIEUWENHUYSE
ROW 2	4	1:41.042 121 BROWN / LAWRENCE	3	1:40.724 35 REEVES / THOMAS
ROW 1	2	1:38.960 75 CLARKE / CLARKE	1	1:37.787 60 HOLLAND / WATSON

Pole

Brands Hatch GP
Circuit Length = 2.4332 miles

These results are provisional until the conclusion of any judicial and technical matters.

Clerk Of Course :		Timekeeper :

Results can be found at www.tsl-timing.com

Printed - 16:25 Saturday, 07 July 2018

BMCRC - MRO Championships 2018 - Rnd 6 @ Brands Hatch GP

RKB/BMCRC F1 & F2 Sidecars

RACE 3 - CLASSIFICATION

POS	NO	CL	PIC	NAME	ENTRY	LAPS	TIME	GAP	DIFF	MPH	BEST	ON
1	**60**	F1	1	**HOLLAND / WATSON**	LCR YAMAHA - Team JH Racing	**7**	11:33.938			88.36	**1:37.300**	3
2	**75**	F1	2	**CLARKE / CLARKE**	Windle Suzuki - City Lifting .CYB fibreglass	**7**	11:44.578	**10.640**	10.640	87.02	**1:38.929**	6
3	**121**	F1	3	**BROWN / LAWRENCE**	LCR YAMAHA - eMerchantPay	**7**	11:45.014	**11.076**	0.436	86.97	**1:38.898**	5
4	**35**	F2	1	**REEVES / THOMAS**	LCR HONDA - Velocity V1	**7**	11:58.375	**24.437**	13.361	85.35	**1:40.404**	3
5	**188**	F2	2	**M&R VANNIEUWENHUYSE**	Shelbourne - Norton OCFB/ Heyrick garage	**7**	12:06.372	**32.434**	7.997	84.41	**1:42.538**	5
6	**104**	F2	3	**LELIAS / VASSEUR**	DMR SUZUKI -	**7**	12:24.983	**51.045**	18.611	82.30	**1:45.026**	6
7	**10**	F1	4	**WEBB / BYRNE**	LCR SUZUKI - ANtech Racing	**7**	12:28.996	**55.058**	4.013	81.86	**1:44.708**	7
8	**57**	F1	5	**ANDERSON / MASTERS**	Baker -	**7**	12:31.370	**57.432**	2.374	81.60	**1:45.890**	4
9	**155**	F2	4	**RUSSELL / PARKER**	Shelbourne HONDA - TRUE HEROES RACING	**7**	12:37.634	**1:03.696**	6.264	80.93	**1:46.645**	6
10	**31**	F2	5	**MUNRO / PETTMAN**	Shelbourne YAMAHA - Durey Castings / Allbikes	**7**	12:39.071	**1:05.133**	1.437	80.78	**1:45.953**	5
11	**26**	F2	6	**ATKINSON / MIDDLETON**	Bellas Suzuki - CMS/RAF MSA	**7**	12:42.674	**1:08.736**	3.603	80.39	**1:46.349**	7
12	**55**	F2	7	**STAINTON / STAINTON**	LCR - Interfuse Ltd	**7**	12:44.209	**1:10.271**	1.535	80.23	**1:47.397**	6
13	**44**	F2	8	**MOORE / MOORE**	Ireson HONDA - Lane Building Services Ltd	**7**	12:45.782	**1:11.844**	1.573	80.07	**1:47.226**	5
14	**18**	F2	9	**BLACKWOOD / BLACKWOOD**	Shelbourne SUZUKI -	**7**	12:48.311	**1:14.373**	2.529	79.80	**1:45.552**	5
15	**74**	F1	6	**RESTALL / HART**	RCN Yamaha -	**7**	13:22.318	**1:48.380**	34.007	76.42	**1:51.914**	5
16	**167**	F2	10	**PETTMAN / TAYLOR**	Windle YAMAHA -	**7**	13:23.687	**1:49.749**	1.369	76.29	**1:52.883**	7
17	**67**	F1	7	**JEFFREY / CASWELL**	Windle - MJP racing	**7**	13:33.182	**1:59.244**	9.495	75.40	**1:51.465**	5
18	**19**	F1	8	**MACBRIDE / THOMPSON**	LCR SUZUKI - Nick Webb	**6**	11:51.863	**1 Lap**	1 Lap	73.83	**1:56.147**	3

FASTEST LAP

60	F1	**HOLLAND / WATSON**	LCR YAMAHA - Team JH Racing	**3**	1:37.300	90.02 mph	144.88 kph
35	F2	**REEVES / THOMAS**	LCR HONDA - Velocity V1	**3**	1:40.404	87.24 mph	140.40 kph

Class F1 - 92.5% of Race Speed = 81.73 mph
Class F2 - 92.5% of Race Speed = 78.94 mph

Brands Hatch GP
Circuit Length = 2.4332 miles
Start: 11:14 Flag 11:25 End: 11:27

Weather / Track : Sunny / Dry
These results are provisional until the conclusion of any judicial and technical matters.

Clerk Of Course :		Timekeeper :

Results can be found at www.tsl-timing.com

Printed - 11:28 Sunday, 08 July 2018

BMCRC - MRO Championships 2018 - Rnd 6 @ Brands Hatch GP

RKB/BMCRC F1 & F2 Sidecars

RACE 3 - LAP CHART

LAP 1 @ 11:15:53.158

NO	BEHIND	LAP TIME
60		1:42.068
75	2.320	1:44.388
35	3.264	1:45.332
121	4.310	1:46.378
188	6.901	1:48.969
57	9.054	1:51.122
104	9.123	1:51.191
10	10.562	1:52.630
155	12.315	1:54.383
26	12.548	1:54.616
44	12.975	1:55.043
18	13.291	1:55.359
31	13.891	1:55.959
55	14.739	1:56.807
67	18.104	2:00.172
167	18.710	2:00.778
19	20.495	2:02.563
74	21.510	2:03.578

LAP 2 @ 11:17:30.798

NO	BEHIND	LAP TIME
60		1:37.640
75	4.939	1:40.259
35	6.659	1:41.035
121	6.962	1:40.292
188	12.132	1:42.871
104	18.379	1:46.896
57	18.822	1:47.408
10	19.256	1:46.334
155	22.035	1:47.360
18	23.579	1:47.928
44	23.638	1:48.303
31	23.997	1:47.746
55	25.414	1:48.315
26	26.118	1:51.210
167	36.216	1:55.146
67	36.870	1:56.406
74	39.123	1:55.253
19	40.257	1:57.402

LAP 3 @ 11:19:08.098

NO	BEHIND	LAP TIME
60		1:37.300
75	8.779	1:41.140
35	9.763	1:40.404
121	10.379	1:40.717
188	17.373	1:42.541
104	26.177	1:45.098
10	27.967	1:46.011
57	29.013	1:47.491
155	31.830	1:47.095
44	34.117	1:47.779
18	34.709	1:48.430
31	35.027	1:48.330
55	36.141	1:48.027
26	36.516	1:47.698
167	53.337	1:54.421
67	54.151	1:54.581
74	54.487	1:52.664
19	59.104	1:56.147

LAP 4 @ 11:20:45.426

NO	BEHIND	LAP TIME
60		1:37.328
75	11.492	1:40.041
121	12.788	1:39.737
35	12.909	1:40.474
188	22.740	1:42.695
104	34.225	1:45.376
10	36.882	1:46.243
57	37.575	1:45.890
155	41.532	1:47.030
18	43.893	1:46.512
31	45.735	1:48.036
44	46.243	1:49.454
26	46.544	1:47.356
55	46.911	1:48.098
67	1:08.415	1:51.592
167	1:10.005	1:53.996
74	1:11.396	1:54.237
19	1:18.375	1:56.599

LAP 5 @ 11:22:24.068

NO	BEHIND	LAP TIME
60		1:38.642
75	12.800	1:39.950
121	13.044	1:38.898
35	15.231	1:40.964
188	26.636	1:42.538
104	41.338	1:45.755
10	44.821	1:46.581
57	45.076	1:46.143
155	50.244	1:47.354
18	50.803	1:45.552
31	53.046	1:45.953
44	54.827	1:47.226
26	54.900	1:46.998
55	55.794	1:47.525
67	1:21.238	1:51.465
167	1:24.452	1:53.089
74	1:24.668	1:51.914
19	1:37.143	1:57.410

LAP 6 @ 11:24:03.316

NO	BEHIND	LAP TIME
60		1:39.248
75	12.481	1:38.929
121	12.808	1:39.012
35	19.751	1:43.768
188	30.531	1:43.143
104	47.116	1:45.026
10	52.062	1:46.489
57	53.088	1:47.260
18	57.586	1:46.031
155	57.641	1:46.645
31	1:00.869	1:47.071
55	1:03.943	1:47.397
26	1:04.099	1:48.447
44	1:04.959	1:49.380
74	1:37.407	1:51.987
167	1:38.578	1:53.374
67	1:40.523	1:58.533

LAP 7 @ 11:25:45.028

NO	BEHIND	LAP TIME
60		1:41.712
75	10.640	1:39.871
121	11.076	1:39.980
19	1 Lap	2:01.742
35	24.437	1:46.398
188	32.434	1:43.615
104	51.045	1:45.641
10	55.058	1:44.708
57	57.432	1:46.056
155	1:03.696	1:47.767
31	1:05.133	1:45.976
26	1:08.736	1:46.349
55	1:10.271	1:48.040
44	1:11.844	1:48.597
18	1:14.373	1:58.499
74	1:48.380	1:52.685
167	1:49.749	1:52.883
67	1:59.244	2:00.433

Weather / Track : Sunny / Dry

Brands Hatch GP
Circuit Length = 2.4332 miles
Start: 11:14 Flag 11:25 End: 11:27

Results can be found at www.tsl-timing.com

Printed - 11:28 Sunday, 08 July 2018

BMCRC - MRO Championships 2018 - Rnd 6 @ Brands Hatch GP

RKB/BMCRC F1 & F2 Sidecars

RACE 3 - SECTOR ANALYSIS

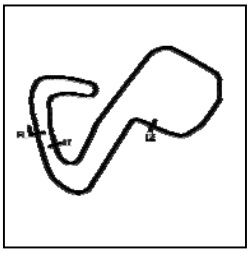

SECTOR 1 = FL to I1, SECTOR 2 = I1 to I2, SECTOR 3 = I2 to FL, DIFF = Difference To Personal Best Lap, P = Crossed Finish Line in Pit Lane, D = Time Disallowed

P1 60 F1 HOLLAND / WATSON

LCR YAMAHA - Team JH Racing

IDEAL LAP TIME : 1:37.003 BEST LAP TIME : 1:37.300 DIFFERENCE : 0.297

LAP	SECTOR 1	SECTOR 2	SECTOR 3	LAP TIME	MPH	DIFF	TIME OF DAY
1 -		***43.109***	23.501	1:42.068	85.82	4.768	11:15:53.158
2 -	30.735	43.520	23.385	1:37.640 **(3)**	89.71	0.340	11:17:30.798
3 -	***30.517***	43.400	23.383	***1:37.300*** **(1)**	***90.02***		***11:19:08.098***
4 -	30.524	43.427	***23.377***	1:37.328 **(2)**	90.00	0.028	11:20:45.426
5 -	31.064	43.973	23.605	1:38.642	88.80	1.342	11:22:24.068
6 -	31.090	44.208	23.950	1:39.248	88.26	1.948	11:24:03.316
7 -	31.633	44.781	25.298	1:41.712	86.12	4.412	11:25:45.028

P2 75 F1 CLARKE / CLARKE

Windle Suzuki - City Lifting .CYB fibreglass

IDEAL LAP TIME : 1:38.756 BEST LAP TIME : 1:38.929 DIFFERENCE : 0.173

LAP	SECTOR 1	SECTOR 2	SECTOR 3	LAP TIME	MPH	DIFF	TIME OF DAY
1 -		44.506	24.075	1:44.388	83.91	5.459	11:15:55.478
2 -	31.630	44.741	23.888	1:40.259	87.37	1.330	11:17:35.737
3 -	31.585	44.907	24.648	1:41.140	86.61	2.211	11:19:16.877
4 -	***31.089***	45.026	23.926	1:40.041	87.56	1.112	11:20:56.918
5 -	31.655	44.400	23.895	1:39.950 **(3)**	87.64	1.021	11:22:36.868
6 -	31.198	***43.972***	23.759	***1:38.929*** **(1)**	***88.54***		***11:24:15.797***
7 -	31.259	44.917	***23.695***	1:39.871 **(2)**	87.71	0.942	11:25:55.668

P3 121 F1 BROWN / LAWRENCE

LCR YAMAHA - eMerchantPay

IDEAL LAP TIME : 1:38.834 BEST LAP TIME : 1:38.898 DIFFERENCE : 0.064

LAP	SECTOR 1	SECTOR 2	SECTOR 3	LAP TIME	MPH	DIFF	TIME OF DAY
1 -		45.289	23.901	1:46.378	82.34	7.480	11:15:57.468
2 -	32.300	***43.979***	24.013	1:40.292	87.34	1.394	11:17:37.760
3 -	32.443	44.493	23.781	1:40.717	86.97	1.819	11:19:18.477
4 -	31.642	44.099	23.996	1:39.737 **(3)**	87.82	0.839	11:20:58.214
5 -	***31.278***	44.043	***23.577***	***1:38.898*** **(1)**	***88.57***		***11:22:37.112***
6 -	31.320	44.000	23.692	1:39.012 **(2)**	88.47	0.114	11:24:16.124
7 -	31.477	44.575	23.928	1:39.980	87.61	1.082	11:25:56.104

P4 35 F2 REEVES / THOMAS

LCR HONDA - Velocity V1

IDEAL LAP TIME : 1:40.009 BEST LAP TIME : 1:40.404 DIFFERENCE : 0.395

LAP	SECTOR 1	SECTOR 2	SECTOR 3	LAP TIME	MPH	DIFF	TIME OF DAY
1 -		45.028	24.251	1:45.332	83.16	4.928	11:15:56.422
2 -	31.766	45.231	24.038	1:41.035	86.70	0.631	11:17:37.457
3 -	31.465	44.995	***23.944***	***1:40.404*** **(1)**	***87.24***		***11:19:17.861***
4 -	***31.330***	***44.735***	24.409	1:40.474 **(2)**	87.18	0.070	11:20:58.335
5 -	31.532	45.231	24.201	1:40.964 **(3)**	86.76	0.560	11:22:39.299
6 -	32.266	46.710	24.792	1:43.768	84.41	3.364	11:24:23.067
7 -	33.077	47.210	26.111	1:46.398	82.33	5.994	11:26:09.465

P5 188 F2 M&R VANNIEUWENHUYSE

Shelbourne - Norton OCFB/ Heyrick garage

IDEAL LAP TIME : 1:42.020 BEST LAP TIME : 1:42.538 DIFFERENCE : 0.518

LAP	SECTOR 1	SECTOR 2	SECTOR 3	LAP TIME	MPH	DIFF	TIME OF DAY
1 -		46.653	24.773	1:48.969	80.38	6.431	11:16:00.059
2 -	32.318	46.255	24.298	1:42.871	85.15	0.333	11:17:42.930
3 -	***31.887***	46.222	24.432	1:42.541 **(2)**	85.42	0.003	11:19:25.471
4 -	32.328	***46.009***	24.358	1:42.695 **(3)**	85.29	0.157	11:21:08.166
5 -	31.964	46.450	***24.124***	***1:42.538*** **(1)**	***85.43***		***11:22:50.704***
6 -	32.179	46.499	24.465	1:43.143	84.92	0.605	11:24:33.847
7 -	32.312	46.516	24.787	1:43.615	84.54	1.077	11:26:17.462

P6 104 F2 LELIAS / VASSEUR

DMR SUZUKI -

IDEAL LAP TIME : 1:44.826 BEST LAP TIME : 1:45.026 DIFFERENCE : 0.200

LAP	SECTOR 1	SECTOR 2	SECTOR 3	LAP TIME	MPH	DIFF	TIME OF DAY

Weather / Track : Sunny / Dry

Brands Hatch GP
Circuit Length = 2.4332 miles
Start: 11:14 Flag 11:25 End: 11:27

BMCRC - MRO Championships 2018 - Rnd 6 @ Brands Hatch GP

RKB/BMCRC F1 & F2 Sidecars

RACE 3 - SECTOR ANALYSIS

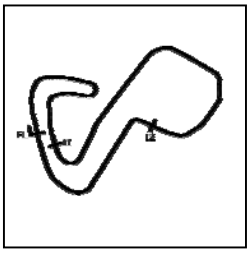

SECTOR 1 = FL to I1, SECTOR 2 = I1 to I2, SECTOR 3 = I2 to FL, DIFF = Difference To Personal Best Lap, P = Crossed Finish Line in Pit Lane, D = Time Disallowed

1 -		47.668	25.216	1:51.191	78.78	6.165	11:16:02.281
2 -	33.880	47.711	25.305	1:46.896	81.94	1.870	11:17:49.177
3 -	***32.618***	***47.213***	25.267	1:45.098 **(2)**	83.34	0.072	11:19:34.275
4 -	32.969	47.412	***24.995***	1:45.376 **(3)**	83.12	0.350	11:21:19.651
5 -	32.814	47.648	25.293	1:45.755	82.83	0.729	11:23:05.406
6 -	32.685	47.223	25.118	***1:45.026*** **(1)**	***83.40***		***11:24:50.432***
7 -	32.730	47.690	25.221	1:45.641	82.92	0.615	11:26:36.073

P7 10 F1 WEBB / BYRNE

LCR SUZUKI - ANtech Racing

IDEAL LAP TIME : 1:44.708 BEST LAP TIME : 1:44.708 DIFFERENCE : 0.000

LAP	SECTOR 1	SECTOR 2	SECTOR 3	LAP TIME	MPH	DIFF	TIME OF DAY
1 -		49.193	24.318	1:52.630	77.77	7.922	11:16:03.720
2 -	33.294	48.406	24.634	1:46.334	82.38	1.626	11:17:50.054
3 -	33.394	48.157	24.460	1:46.011 **(2)**	82.63	1.303	11:19:36.065
4 -	33.167	47.842	25.234	1:46.243 **(3)**	82.45	1.535	11:21:22.308
5 -	33.309	48.439	24.833	1:46.581	82.18	1.873	11:23:08.889
6 -	34.068	48.236	24.185	1:46.489	82.26	1.781	11:24:55.378
7 -	***33.074***	***47.733***	***23.901***	***1:44.708*** **(1)**	***83.65***		***11:26:40.086***

P8 57 F1 ANDERSON / MASTERS

Baker -

IDEAL LAP TIME : 1:45.505 BEST LAP TIME : 1:45.890 DIFFERENCE : 0.385

LAP	SECTOR 1	SECTOR 2	SECTOR 3	LAP TIME	MPH	DIFF	TIME OF DAY
1 -		49.405	25.003	1:51.122	78.83	5.232	11:16:02.212
2 -	33.680	48.561	25.167	1:47.408	81.55	1.518	11:17:49.620
3 -	33.421	48.947	25.123	1:47.491	81.49	1.601	11:19:37.111
4 -	33.226	47.806	24.858	***1:45.890*** **(1)**	***82.72***		***11:21:23.001***
5 -	33.686	***47.679***	***24.778***	1:46.143 **(3)**	82.52	0.253	11:23:09.144
6 -	33.142	49.236	24.882	1:47.260	81.66	1.370	11:24:56.404
7 -	***33.048***	47.721	25.287	1:46.056 **(2)**	82.59	0.166	11:26:42.460

P9 155 F2 RUSSELL / PARKER

Shelbourne HONDA - TRUE HEROES RACING

IDEAL LAP TIME : 1:46.645 BEST LAP TIME : 1:46.645 DIFFERENCE : 0.000

LAP	SECTOR 1	SECTOR 2	SECTOR 3	LAP TIME	MPH	DIFF	TIME OF DAY
1 -		48.889	25.479	1:54.383	76.58	7.738	11:16:05.473
2 -	33.629	48.064	25.667	1:47.360	81.59	0.715	11:17:52.833
3 -	33.630	48.001	25.464	1:47.095 **(3)**	81.79	0.450	11:19:39.928
4 -	33.411	48.075	25.544	1:47.030 **(2)**	81.84	0.385	11:21:26.958
5 -	33.618	48.089	25.647	1:47.354	81.59	0.709	11:23:14.312
6 -	***33.307***	***47.902***	***25.436***	***1:46.645*** **(1)**	***82.14***		***11:25:00.957***
7 -	33.689	48.308	25.770	1:47.767	81.28	1.122	11:26:48.724

P10 31 F2 MUNRO / PETTMAN

Shelbourne YAMAHA - Durey Castings / Allbikes

IDEAL LAP TIME : 1:45.808 BEST LAP TIME : 1:45.953 DIFFERENCE : 0.145

LAP	SECTOR 1	SECTOR 2	SECTOR 3	LAP TIME	MPH	DIFF	TIME OF DAY
1 -		48.910	***25.487***	1:55.959	75.54	10.006	11:16:07.049
2 -	33.865	48.002	25.879	1:47.746	81.30	1.793	11:17:54.795
3 -	33.926	48.838	25.566	1:48.330	80.86	2.377	11:19:43.125
4 -	***33.432***	48.841	25.763	1:48.036	81.08	2.083	11:21:31.161
5 -	33.546	46.908	25.499	***1:45.953*** **(1)**	***82.67***		***11:23:17.114***
6 -	33.921	47.464	25.686	1:47.071 **(3)**	81.81	1.118	11:25:04.185
7 -	33.538	***46.889***	25.549	1:45.976 **(2)**	82.65	0.023	11:26:50.161

P11 26 F2 ATKINSON / MIDDLETON

Bellas Suzuki - CMS/RAF MSA

IDEAL LAP TIME : 1:46.115 BEST LAP TIME : 1:46.349 DIFFERENCE : 0.234

LAP	SECTOR 1	SECTOR 2	SECTOR 3	LAP TIME	MPH	DIFF	TIME OF DAY
1 -		49.381	25.478	1:54.616	76.42	8.267	11:16:05.706
2 -	36.756	48.943	25.511	1:51.210	78.76	4.861	11:17:56.916
3 -	33.955	48.404	25.339	1:47.698	81.33	1.349	11:19:44.614
4 -	***32.918***	49.068	25.370	1:47.356 **(3)**	81.59	1.007	11:21:31.970

Weather / Track : Sunny / Dry

Brands Hatch GP
Circuit Length = 2.4332 miles
Start: 11:14 Flag 11:25 End: 11:27

BMCRC - MRO Championships 2018 - Rnd 6 @ Brands Hatch GP

RKB/BMCRC F1 & F2 Sidecars

RACE 3 - SECTOR ANALYSIS

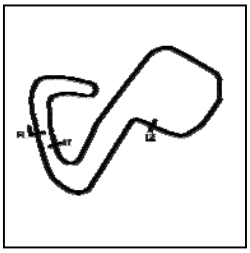

SECTOR 1 = FL to I1, SECTOR 2 = I1 to I2, SECTOR 3 = I2 to FL, DIFF = Difference To Personal Best Lap, P = Crossed Finish Line in Pit Lane, D = Time Disallowed

5 -	33.654	48.165	***25.179***	1:46.998	**(2)**	81.86	0.649	11:23:18.968
6 -	34.103	49.014	25.330	1:48.447		80.77	2.098	11:25:07.415
7 -	32.969	***48.018***	25.362	***1:46.349***	**(1)**	***82.36***		***11:26:53.764***

P12 55 F2 STAINTON / STAINTON

LCR - Interfuse Ltd

IDEAL LAP TIME : 1:47.041 BEST LAP TIME : 1:47.397 DIFFERENCE : 0.356

LAP	SECTOR 1	SECTOR 2	SECTOR 3	LAP TIME		MPH	DIFF	TIME OF DAY
1 -		50.156	25.704	1:56.807		74.99	9.410	11:16:07.897
2 -	34.008	48.500	25.807	1:48.315		80.87	0.918	11:17:56.212
3 -	33.750	48.771	25.506	1:48.027	**(3)**	81.08	0.630	11:19:44.239
4 -	33.865	48.710	25.523	1:48.098		81.03	0.701	11:21:32.337
5 -	33.833	48.465	***25.227***	1:47.525	**(2)**	81.46	0.128	11:23:19.862
6 -	33.855	***48.195***	25.347	***1:47.397***	**(1)**	***81.56***		***11:25:07.259***
7 -	***33.619***	49.062	25.359	1:48.040		81.07	0.643	11:26:55.299

P13 44 F2 MOORE / MOORE

Ireson HONDA - Lane Building Services Ltd

IDEAL LAP TIME : 1:46.652 BEST LAP TIME : 1:47.226 DIFFERENCE : 0.574

LAP	SECTOR 1	SECTOR 2	SECTOR 3	LAP TIME		MPH	DIFF	TIME OF DAY
1 -		49.079	25.750	1:55.043		76.14	7.817	11:16:06.133
2 -	33.658	48.396	26.249	1:48.303	**(3)**	80.88	1.077	11:17:54.436
3 -	34.063	48.116	***25.600***	1:47.779	**(2)**	81.27	0.553	11:19:42.215
4 -	33.864	49.331	26.259	1:49.454		80.03	2.228	11:21:31.669
5 -	33.488	***48.009***	25.729	***1:47.226***	**(1)**	***81.69***		***11:23:18.895***
6 -	34.930	48.491	25.959	1:49.380		80.08	2.154	11:25:08.275
7 -	***33.043***	49.041	26.513	1:48.597		80.66	1.371	11:26:56.872

P14 18 F2 BLACKWOOD / BLACKWOOD

Shelbourne SUZUKI -

IDEAL LAP TIME : 1:45.285 BEST LAP TIME : 1:45.552 DIFFERENCE : 0.267

LAP	SECTOR 1	SECTOR 2	SECTOR 3	LAP TIME		MPH	DIFF	TIME OF DAY
1 -		49.189	25.698	1:55.359		75.93	9.807	11:16:06.449
2 -	34.208	48.016	25.704	1:47.928		81.16	2.376	11:17:54.377
3 -	34.456	48.476	25.498	1:48.430		80.78	2.878	11:19:42.807
4 -	33.649	47.682	25.181	1:46.512	**(3)**	82.24	0.960	11:21:29.319
5 -	33.184	47.133	25.235	***1:45.552***	**(1)**	***82.99***		***11:23:14.871***
6 -	33.304	47.665	***25.062***	1:46.031	**(2)**	82.61	0.479	11:25:00.902
7 -	***33.143***	***47.080***	38.276	1:58.499		73.92	12.947	11:26:59.401

P15 74 F1 RESTALL / HART

RCN Yamaha -

IDEAL LAP TIME : 1:50.922 BEST LAP TIME : 1:51.914 DIFFERENCE : 0.992

LAP	SECTOR 1	SECTOR 2	SECTOR 3	LAP TIME		MPH	DIFF	TIME OF DAY
1 -		53.131	27.008	2:03.578		70.88	11.664	11:16:14.668
2 -	35.989	52.716	26.548	1:55.253		76.00	3.339	11:18:09.921
3 -	36.110	***49.924***	26.630	1:52.664	**(3)**	77.75	0.750	11:20:02.585
4 -	35.979	51.454	26.804	1:54.237		76.68	2.323	11:21:56.822
5 -	35.531	50.020	26.363	***1:51.914***	**(1)**	***78.27***		***11:23:48.736***
6 -	***34.859***	50.654	26.474	1:51.987	**(2)**	78.22	0.073	11:25:40.723
7 -	35.592	50.954	***26.139***	1:52.685		77.73	0.771	11:27:33.408

P16 167 F2 PETTMAN / TAYLOR

Windle YAMAHA -

IDEAL LAP TIME : 1:52.412 BEST LAP TIME : 1:52.883 DIFFERENCE : 0.471

LAP	SECTOR 1	SECTOR 2	SECTOR 3	LAP TIME		MPH	DIFF	TIME OF DAY
1 -		51.727	27.178	2:00.778		72.52	7.895	11:16:11.868
2 -	35.400	52.299	27.447	1:55.146		76.07	2.263	11:18:07.014
3 -	35.152	51.964	27.305	1:54.421		76.55	1.538	11:20:01.435
4 -	35.074	51.780	27.142	1:53.996		76.84	1.113	11:21:55.431
5 -	35.180	50.817	***27.092***	1:53.089	**(2)**	77.45	0.206	11:23:48.520
6 -	***34.961***	51.100	27.313	1:53.374	**(3)**	77.26	0.491	11:25:41.894
7 -	35.207	***50.359***	27.317	***1:52.883***	**(1)**	***77.60***		***11:27:34.777***

Weather / Track : Sunny / Dry

Brands Hatch GP
Circuit Length = 2.4332 miles
Start: 11:14 Flag 11:25 End: 11:27

BMCRC - MRO Championships 2018 - Rnd 6 @ Brands Hatch GP

RKB/BMCRC F1 & F2 Sidecars

RACE 3 - SECTOR ANALYSIS

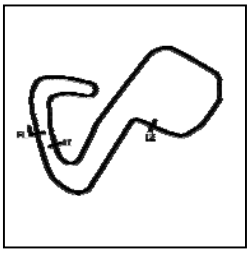

SECTOR 1 = FL to I1, SECTOR 2 = I1 to I2, SECTOR 3 = I2 to FL, DIFF = Difference To Personal Best Lap, P = Crossed Finish Line in Pit Lane, D = Time Disallowed

P17 67 F1 JEFFREY / CASWELL Windle - MJP racing

IDEAL LAP TIME : 1:51.263 BEST LAP TIME : 1:51.465 DIFFERENCE : 0.202

LAP	SECTOR 1	SECTOR 2	SECTOR 3	LAP TIME	MPH	DIFF	TIME OF DAY
1 -		50.932	27.032	2:00.172	72.89	8.707	11:16:11.262
2 -	36.304	52.602	27.500	1:56.406	75.25	4.941	11:18:07.668
3 -	35.088	51.887	27.606	1:54.581 **(3)**	76.45	3.116	11:20:02.249
4 -	35.097	***50.330***	***26.165***	1:51.592 **(2)**	78.49	0.127	11:21:53.841
5 -	***34.768***	50.525	26.172	***1:51.465*** **(1)**	***78.58***		***11:23:45.306***
6 -	36.603	54.816	27.114	1:58.533	73.90	7.068	11:25:43.839
7 -	36.346	55.353	28.734	2:00.433	72.73	8.968	11:27:44.272

P18 19 F1 MACBRIDE / THOMPSON LCR SUZUKI - Nick Webb

IDEAL LAP TIME : 1:54.654 BEST LAP TIME : 1:56.147 DIFFERENCE : 1.493

LAP	SECTOR 1	SECTOR 2	SECTOR 3	LAP TIME	MPH	DIFF	TIME OF DAY
1 -		***52.488***	***26.549***	2:02.563	71.47	6.416	11:16:13.653
2 -	***35.617***	54.727	27.058	1:57.402 **(3)**	74.61	1.255	11:18:11.055
3 -	35.787	53.002	27.358	***1:56.147*** **(1)**	***75.42***		***11:20:07.202***
4 -	36.479	53.256	26.864	1:56.599 **(2)**	75.12	0.452	11:22:03.801
5 -	36.149	53.673	27.588	1:57.410	74.60	1.263	11:24:01.211
6 -	37.104	55.878	28.760	2:01.742	71.95	5.595	11:26:02.953

Weather / Track : Sunny / Dry

Brands Hatch GP
Circuit Length = 2.4332 miles
Start: 11:14 Flag 11:25 End: 11:27

BMCRC - MRO Championships 2018 - Rnd 6 @ Brands Hatch GP

RKB/BMCRC F1 & F2 Sidecars

RACE 3 - BEST SECTORS

	SECTOR 1			SECTOR 2			SECTOR 3			IDEAL / BEST COMPARISON					
POS	NO	NAME	TIME	NO	NAME	TIME	NO	NAME	TIME	POS	NO	NAME	IDEAL	BEST	DIFF
												PERFECT LAP	1:37.003		
1	60	HOLLAND / WATSC	30.517	60	HOLLAND / WATSC	43.109	60	HOLLAND / WATSC	23.377	1	60	HOLLAND / WATSON	1:37.003	1:37.300	0.297
2	75	CLARKE / CLARKE	31.089	75	CLARKE / CLARKE	43.972	121	BROWN / LAWREN	23.577	2	75	CLARKE / CLARKE	1:38.756	1:38.929	0.173
3	121	BROWN / LAWREN	31.278	121	BROWN / LAWREN	43.979	75	CLARKE / CLARKE	23.695	3	121	BROWN / LAWRENC	1:38.834	1:38.898	0.064
4	35	REEVES / THOMAS	31.330	35	REEVES / THOMAS	44.735	10	WEBB / BYRNE	23.901	4	35	REEVES / THOMAS	1:40.009	1:40.404	0.395
5	188	M&R VANNIEUWEN	31.887	188	M&R VANNIEUWEN	46.009	35	REEVES / THOMAS	23.944	5	188	M&R VANNIEUWENH	1:42.020	1:42.538	0.518
6	104	LELIAS / VASSEUR	32.618	31	MUNRO / PETTMAI	46.889	188	M&R VANNIEUWEN	24.124	6	10	WEBB / BYRNE	1:44.708	1:44.708	0.000
7	26	ATKINSON / MIDDL	32.918	18	BLACKWOOD / BLA	47.080	57	ANDERSON / MAST	24.778	7	104	LELIAS / VASSEUR	1:44.826	1:45.026	0.200
8	44	MOORE / MOORE	33.043	104	LELIAS / VASSEUR	47.213	104	LELIAS / VASSEUR	24.995	8	18	BLACKWOOD / BLAC	1:45.285	1:45.552	0.267
9	57	ANDERSON / MAST	33.048	57	ANDERSON / MAST	47.679	18	BLACKWOOD / BLA	25.062	9	57	ANDERSON / MASTE	1:45.505	1:45.890	0.385
10	10	WEBB / BYRNE	33.074	10	WEBB / BYRNE	47.733	26	ATKINSON / MIDDL	25.179	10	31	MUNRO / PETTMAN	1:45.808	1:45.953	0.145
11	18	BLACKWOOD / BLA	33.143	155	RUSSELL / PARKE	47.902	55	STAINTON / STAIN	25.227	11	26	ATKINSON / MIDDLE	1:46.115	1:46.349	0.234
12	155	RUSSELL / PARKE	33.307	44	MOORE / MOORE	48.009	155	RUSSELL / PARKE	25.436	12	155	RUSSELL / PARKER	1:46.645	1:46.645	0.000
13	31	MUNRO / PETTMAI	33.432	26	ATKINSON / MIDDL	48.018	31	MUNRO / PETTMAI	25.487	13	44	MOORE / MOORE	1:46.652	1:47.226	0.574
14	55	STAINTON / STAIN	33.619	55	STAINTON / STAIN	48.195	44	MOORE / MOORE	25.600	14	55	STAINTON / STAINT(	1:47.041	1:47.397	0.356
15	67	JEFFREY / CASWE	34.768	74	RESTALL / HART	49.924	74	RESTALL / HART	26.139	15	74	RESTALL / HART	1:50.922	1:51.914	0.992
16	74	RESTALL / HART	34.859	67	JEFFREY / CASWE	50.330	67	JEFFREY / CASWE	26.165	16	67	JEFFREY / CASWELL	1:51.263	1:51.465	0.202
17	167	PETTMAN / TAYLO	34.961	167	PETTMAN / TAYLO	50.359	19	MACBRIDE / THOM	26.549	17	167	PETTMAN / TAYLOR	1:52.412	1:52.883	0.471
18	19	MACBRIDE / THOM	35.617	19	MACBRIDE / THOM	52.488	167	PETTMAN / TAYLO	27.092	18	19	MACBRIDE / THOMP	1:54.654	1:56.147	1.493

Weather / Track : Sunny / Dry

Brands Hatch GP
Circuit Length = 2.4332 miles
Start: 11:14 Flag 11:25 End: 11:27

Results can be found at www.tsl-timing.com

Printed - 11:28 Sunday, 08 July 2018

BMCRC - MRO Championships 2018 - Rnd 6 @ Brands Hatch GP

RKB/BMCRC F1 & F2 Sidecars

RACE 13 - GRID (7 Laps)

ROW 10	20				19	4	PEACH / EDWARDS
ROW 9	18	19	MACBRIDE / THOMPSON	1:56.147	17	167	PETTMAN / TAYLOR 1:52.883
ROW 8	16	74	RESTALL / HART 1:51.914		15	67	JEFFREY / CASWELL 1:51.465
ROW 7	14	55	STAINTON / STAINTON 1:47.397		13	44	MOORE / MOORE 1:47.226
ROW 6	12	155	RUSSELL / PARKER 1:46.645		11	26	ATKINSON / MIDDLETON 1:46.349
ROW 5	10	31	MUNRO / PETTMAN 1:45.953		9	57	ANDERSON / MASTERS 1:45.890
ROW 4	8	18	BLACKWOOD / BLACKWOOD 1:45.552		7	104	LELIAS / VASSEUR 1:45.026
ROW 3	6	10	WEBB / BYRNE 1:44.708		5	188	M&R VANNIEUWENHUYSE 1:42.538
ROW 2	4	35	REEVES / THOMAS 1:40.404		3	75	CLARKE / CLARKE 1:38.929
ROW 1	2	121	BROWN / LAWRENCE 1:38.898		1	60	HOLLAND / WATSON 1:37.300

Pole

Brands Hatch GP
Circuit Length = 2.4332 miles

These results are provisional until the conclusion of any judicial and technical matters.

Clerk Of Course :		Timekeeper :

Results can be found at www.tsl-timing.com

Printed - 11:30 Sunday, 08 July 2018

BMCRC - MRO Championships 2018 - Rnd 6 @ Brands Hatch GP

RKB/BMCRC F1 & F2 Sidecars

RACE 13 - CLASSIFICATION

POS	NO	CL	PIC	NAME	ENTRY	LAPS	TIME	GAP	DIFF	MPH	BEST	ON
1	**60**	F1	1	**HOLLAND / WATSON**	LCR YAMAHA - Team JH Racing	**5**	8:17.040			88.12	**1:37.031**	2
2	**75**	F1	2	**CLARKE / CLARKE**	Windle Suzuki - City Lifting .CYB fibreglass	**5**	8:24.721	**7.681**	7.681	86.77	**1:38.890**	2
3	**35**	F2	1	**REEVES / THOMAS**	LCR HONDA - Velocity V1	**5**	8:34.908	**17.868**	10.187	85.06	**1:39.640**	2
4	**188**	F2	2	**M&R VANNIEUWENHUYSE**	Shelbourne - Norton OCFB/ Heyrick garage	**5**	8:38.962	**21.922**	4.054	84.39	**1:41.841**	2
5	**104**	F2	3	**LELIAS / VASSEUR**	DMR SUZUKI -	**5**	8:48.510	**31.470**	9.548	82.87	**1:43.250**	4
6	**10**	F1	3	**WEBB / BYRNE**	LCR SUZUKI - ANtech Racing	**5**	8:53.060	**36.020**	4.550	82.16	**1:44.122**	2
7	**31**	F2	4	**MUNRO / PETTMAN**	Shelbourne YAMAHA - Durey Castings / Allbikes	**5**	8:57.937	**40.897**	4.877	81.42	**1:44.539**	5
8	**18**	F2	5	**BLACKWOOD / BLACKWOOD**	Shelbourne SUZUKI -	**5**	9:00.214	**43.174**	2.277	81.07	**1:46.275**	2
9	**26**	F2	6	**ATKINSON / MIDDLETON**	Bellas Suzuki - CMS/RAF MSA	**5**	9:00.326	**43.286**	0.112	81.06	**1:44.887**	5
10	**57**	F1	4	**ANDERSON / MASTERS**	Baker -	**5**	9:03.164	**46.124**	2.838	80.63	**1:46.959**	5
11	**44**	F2	7	**MOORE / MOORE**	Ireson HONDA - Lane Building Services Ltd	**5**	9:08.994	**51.954**	5.830	79.78	**1:47.171**	2
12	**55**	F2	8	**STAINTON / STAINTON**	LCR - Interfuse Ltd	**5**	9:12.024	**54.984**	3.030	79.34	**1:48.383**	3
13	**74**	F1	5	**RESTALL / HART**	RCN Yamaha -	**5**	9:30.760	**1:13.720**	18.736	76.73	**1:51.108**	5
14	**67**	F1	6	**JEFFREY / CASWELL**	Windle - MJP racing	**5**	9:32.440	**1:15.400**	1.680	76.51	**1:52.904**	5
15	**167**	F2	9	**PETTMAN / TAYLOR**	Windle YAMAHA -	**5**	9:33.699	**1:16.659**	1.259	76.34	**1:52.160**	3
16	**19**	F1	7	**MACBRIDE / THOMPSON**	LCR SUZUKI - Nick Webb	**5**	9:57.949	**1:40.909**	24.250	73.24	**1:57.160**	2
					NOT CLASSIFIED							
DNF	**121**	F1		**BROWN / LAWRENCE**	LCR YAMAHA - eMerchantPay	**4**	6:51.878	**1 Lap**	1 Lap	85.07	**1:40.937**	2

FASTEST LAP

60	F1	**HOLLAND / WATSON**	LCR YAMAHA - Team JH Racing	**2**	1:37.031	90.27 mph	145.28 kph
35	F2	**REEVES / THOMAS**	LCR HONDA - Velocity V1	**2**	1:39.640	87.91 mph	141.48 kph

Class F1 - 92.5% of Race Speed = 81.51 mph
Class F2 - 92.5% of Race Speed = 78.68 mph

Brands Hatch GP
Circuit Length = 2.4332 miles
Start: 15:18 Flag 15:26 End: 15:28

Weather / Track : Sunny / Dry
These results are provisional until the conclusion of any judicial and technical matters.

Clerk Of Course :		Timekeeper :

Results can be found at www.tsl-timing.com

Printed - 15:28 Sunday, 08 July 2018

BMCRC - MRO Championships 2018 - Rnd 6 @ Brands Hatch GP

RKB/BMCRC F1 & F2 Sidecars

RACE 13 - LAP CHART

LAP 1 @ 15:20:12.235

NO	BEHIND	LAP TIME
60		1:42.218
35	2.082	1:44.300
75	3.072	1:45.290
121	3.705	1:45.923
188	5.917	1:48.135
10	9.490	1:51.708
57	10.696	1:52.914
104	10.827	1:53.045
18	11.219	1:53.437
44	12.172	1:54.390
26	12.524	1:54.742
31	13.300	1:55.518
55	14.351	1:56.569
67	16.899	1:59.117
74	19.155	2:01.373
167	20.633	2:02.851
19	22.772	2:04.990

LAP 2 @ 15:21:49.266

NO	BEHIND	LAP TIME
60		1:37.031
35	4.691	1:39.640
75	4.931	1:38.890
121	7.611	1:40.937
188	10.727	1:41.841
10	16.581	1:44.122
104	17.793	1:43.997
18	20.463	1:46.275
57	21.570	1:47.905
44	22.312	1:47.171
31	22.363	1:46.094
26	22.596	1:47.103
55	25.760	1:48.440
67	33.097	1:53.229
74	34.188	1:52.064
167	36.986	1:53.384
19	42.901	1:57.160

LAP 3 @ 15:23:26.975

NO	BEHIND	LAP TIME
60		1:37.709
35	7.155	1:40.173
75	7.221	1:39.999
121	11.399	1:41.497
188	15.258	1:42.240
104	24.973	1:44.889
10	25.426	1:46.554
18	29.347	1:46.593
31	30.953	1:46.299
57	31.295	1:47.434
26	32.381	1:47.494
44	32.436	1:47.833
55	36.434	1:48.383
67	49.575	1:54.187
74	49.732	1:53.253
167	51.437	1:52.160
19	1:03.443	1:58.251

LAP 4 @ 15:25:04.974

NO	BEHIND	LAP TIME
60		1:37.999
75	8.326	1:39.104
35	11.912	1:42.756
121	16.921	1:43.521
188	20.393	1:43.134
104	30.224	1:43.250
10	33.510	1:46.083
18	38.101	1:46.753
31	38.441	1:45.487
26	40.482	1:46.100
57	41.248	1:47.952
44	43.502	1:49.065
55	47.546	1:49.111
67	1:04.579	1:53.003
74	1:04.695	1:52.962
167	1:05.933	1:52.495
19	1:23.677	1:58.233

LAP 5 @ 15:26:47.057

NO	BEHIND	LAP TIME
60		1:42.083
75	7.681	1:41.438
35	17.868	1:48.039
188	21.922	1:43.612
104	31.470	1:43.329
10	36.020	1:44.593
31	40.897	1:44.539
18	43.174	1:47.156
26	43.286	1:44.887
57	46.124	1:46.959
44	51.954	1:50.535
55	54.984	1:49.521
74	1:13.720	1:51.108
67	1:15.400	1:52.904
167	1:16.659	1:52.809
19	1:40.909	1:59.315

Weather / Track : Sunny / Dry

Brands Hatch GP
Circuit Length = 2.4332 miles
Start: 15:18 Flag 15:26 End: 15:28

Results can be found at www.tsl-timing.com

Printed - 15:28 Sunday, 08 July 2018

BMCRC - MRO Championships 2018 - Rnd 6 @ Brands Hatch GP

RKB/BMCRC F1 & F2 Sidecars

RACE 13 - SECTOR ANALYSIS

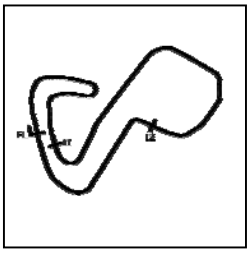

SECTOR 1 = FL to I1, SECTOR 2 = I1 to I2, SECTOR 3 = I2 to FL, DIFF = Difference To Personal Best Lap, P = Crossed Finish Line in Pit Lane, D = Time Disallowed

P1 60 F1 HOLLAND / WATSON — LCR YAMAHA - Team JH Racing

IDEAL LAP TIME : 1:36.708 BEST LAP TIME : 1:37.031 DIFFERENCE : 0.323

LAP	SECTOR 1	SECTOR 2	SECTOR 3	LAP TIME	MPH	DIFF	TIME OF DAY
1 -		***42.962***	***23.280***	1:42.218	85.69	5.187	15:20:12.235
2 -	***30.466***	43.102	23.463	***1:37.031*** **(1)**	***90.27***		***15:21:49.266***
3 -	30.666	43.558	23.485	1:37.709 **(2)**	89.65	0.678	15:23:26.975
4 -	30.822	43.566	23.611	1:37.999 **(3)**	89.38	0.968	15:25:04.974
5 -	31.863	45.114	25.106	1:42.083	85.81	5.052	15:26:47.057

P2 75 F1 CLARKE / CLARKE — Windle Suzuki - City Lifting .CYB fibreglass

IDEAL LAP TIME : 1:38.757 BEST LAP TIME : 1:38.890 DIFFERENCE : 0.133

LAP	SECTOR 1	SECTOR 2	SECTOR 3	LAP TIME	MPH	DIFF	TIME OF DAY
1 -		44.051	23.906	1:45.290	83.19	6.400	15:20:15.307
2 -	***31.160***	44.054	***23.676***	***1:38.890*** **(1)**	***88.58***		***15:21:54.197***
3 -	32.247	44.054	23.698	1:39.999 **(3)**	87.59	1.109	15:23:34.196
4 -	31.463	***43.921***	23.720	1:39.104 **(2)**	88.39	0.214	15:25:13.300
5 -	31.833	45.657	23.948	1:41.438	86.35	2.548	15:26:54.738

P3 35 F2 REEVES / THOMAS — LCR HONDA - Velocity V1

IDEAL LAP TIME : 1:39.571 BEST LAP TIME : 1:39.640 DIFFERENCE : 0.069

LAP	SECTOR 1	SECTOR 2	SECTOR 3	LAP TIME	MPH	DIFF	TIME OF DAY
1 -		44.533	***23.834***	1:44.300	83.98	4.660	15:20:14.317
2 -	***31.301***	***44.436***	23.903	***1:39.640*** **(1)**	***87.91***		***15:21:53.957***
3 -	31.369	44.753	24.051	1:40.173 **(2)**	87.44	0.533	15:23:34.130
4 -	32.045	46.127	24.584	1:42.756 **(3)**	85.24	3.116	15:25:16.886
5 -	32.729	48.323	26.987	1:48.039	81.08	8.399	15:27:04.925

P4 188 F2 M&R VANNIEUWENHUYSE — Shelbourne - Norton OCFB/ Heyrick garage

IDEAL LAP TIME : 1:41.841 BEST LAP TIME : 1:41.841 DIFFERENCE : 0.000

LAP	SECTOR 1	SECTOR 2	SECTOR 3	LAP TIME	MPH	DIFF	TIME OF DAY
1 -		46.114	24.332	1:48.135	81.00	6.294	15:20:18.152
2 -	***31.813***	***45.738***	***24.290***	***1:41.841*** **(1)**	***86.01***		***15:21:59.993***
3 -	31.933	45.981	24.326	1:42.240 **(2)**	85.67	0.399	15:23:42.233
4 -	32.139	46.372	24.623	1:43.134 **(3)**	84.93	1.293	15:25:25.367
5 -	32.159	46.609	24.844	1:43.612	84.54	1.771	15:27:08.979

P5 104 F2 LELIAS / VASSEUR — DMR SUZUKI -

IDEAL LAP TIME : 1:43.055 BEST LAP TIME : 1:43.250 DIFFERENCE : 0.195

LAP	SECTOR 1	SECTOR 2	SECTOR 3	LAP TIME	MPH	DIFF	TIME OF DAY
1 -		48.518	25.134	1:53.045	77.48	9.795	15:20:23.062
2 -	32.421	46.803	24.773	1:43.997 **(3)**	84.23	0.747	15:22:07.059
3 -	32.562	47.600	***24.727***	1:44.889	83.51	1.639	15:23:51.948
4 -	32.231	***46.282***	24.737	***1:43.250*** **(1)**	***84.84***		***15:25:35.198***
5 -	***32.046***	46.338	24.945	1:43.329 **(2)**	84.77	0.079	15:27:18.527

P6 10 F1 WEBB / BYRNE — LCR SUZUKI - ANtech Racing

IDEAL LAP TIME : 1:43.603 BEST LAP TIME : 1:44.122 DIFFERENCE : 0.519

LAP	SECTOR 1	SECTOR 2	SECTOR 3	LAP TIME	MPH	DIFF	TIME OF DAY
1 -		48.495	24.281	1:51.708	78.41	7.586	15:20:21.725
2 -	***32.640***	47.650	***23.832***	***1:44.122*** **(1)**	***84.13***		***15:22:05.847***
3 -	33.180	48.434	24.940	1:46.554	82.21	2.432	15:23:52.401
4 -	33.083	***47.131***	25.869	1:46.083 **(3)**	82.57	1.961	15:25:38.484
5 -	32.970	47.498	24.125	1:44.593 **(2)**	83.75	0.471	15:27:23.077

P7 31 F2 MUNRO / PETTMAN — Shelbourne YAMAHA - Durey Castings / Allbikes

IDEAL LAP TIME : 1:44.539 BEST LAP TIME : 1:44.539 DIFFERENCE : 0.000

LAP	SECTOR 1	SECTOR 2	SECTOR 3	LAP TIME	MPH	DIFF	TIME OF DAY

Weather / Track : Sunny / Dry

Brands Hatch GP
Circuit Length = 2.4332 miles
Start: 15:18 Flag 15:26 End: 15:28

BMCRC - MRO Championships 2018 - Rnd 6 @ Brands Hatch GP

RKB/BMCRC F1 & F2 Sidecars

RACE 13 - SECTOR ANALYSIS

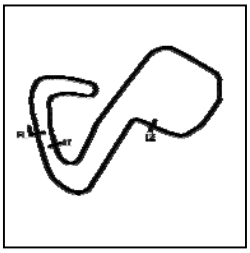

SECTOR 1 = FL to I1, SECTOR 2 = I1 to I2, SECTOR 3 = I2 to FL, DIFF = Difference To Personal Best Lap, P = Crossed Finish Line in Pit Lane, D = Time Disallowed

1 -		47.628	25.856	1:55.518	75.83	10.979	15:20:25.535
2 -	32.953	47.623	25.518	1:46.094 (3)	82.56	1.555	15:22:11.629
3 -	33.610	47.383	25.306	1:46.299	82.40	1.760	15:23:57.928
4 -	32.780	47.262	25.445	1:45.487 (2)	83.04	0.948	15:25:43.415
5 -	***32.566***	***46.711***	***25.262***	***1:44.539 (1)***	***83.79***		***15:27:27.954***

P8 18 F2 BLACKWOOD / BLACKWOOD Shelbourne SUZUKI -

IDEAL LAP TIME : 1:46.065 BEST LAP TIME : 1:46.275 DIFFERENCE : 0.210

LAP	SECTOR 1	SECTOR 2	SECTOR 3	LAP TIME	MPH	DIFF	TIME OF DAY
1 -		48.316	25.296	1:53.437	77.22	7.162	15:20:23.454
2 -	***33.264***	47.792	***25.219***	***1:46.275 (1)***	***82.42***		***15:22:09.729***
3 -	33.624	***47.582***	25.387	1:46.593 (2)	82.18	0.318	15:23:56.322
4 -	33.752	47.645	25.356	1:46.753 (3)	82.05	0.478	15:25:43.075
5 -	33.903	47.797	25.456	1:47.156	81.74	0.881	15:27:30.231

P9 26 F2 ATKINSON / MIDDLETON Bellas Suzuki - CMS/RAF MSA

IDEAL LAP TIME : 1:44.887 BEST LAP TIME : 1:44.887 DIFFERENCE : 0.000

LAP	SECTOR 1	SECTOR 2	SECTOR 3	LAP TIME	MPH	DIFF	TIME OF DAY
1 -		47.849	25.926	1:54.742	76.34	9.855	15:20:24.759
2 -	32.947	48.738	25.418	1:47.103 (3)	81.78	2.216	15:22:11.862
3 -	33.823	48.396	25.275	1:47.494	81.49	2.607	15:23:59.356
4 -	32.873	47.933	25.294	1:46.100 (2)	82.56	1.213	15:25:45.456
5 -	***32.543***	***47.206***	***25.138***	***1:44.887 (1)***	***83.51***		***15:27:30.343***

P10 57 F1 ANDERSON / MASTERS Baker -

IDEAL LAP TIME : 1:46.858 BEST LAP TIME : 1:46.959 DIFFERENCE : 0.101

LAP	SECTOR 1	SECTOR 2	SECTOR 3	LAP TIME	MPH	DIFF	TIME OF DAY
1 -		48.954	25.337	1:52.914	77.57	5.955	15:20:22.931
2 -	33.538	49.114	25.253	1:47.905 (3)	81.18	0.946	15:22:10.836
3 -	33.887	48.385	***25.162***	1:47.434 (2)	81.53	0.475	15:23:58.270
4 -	33.683	48.625	25.644	1:47.952	81.14	0.993	15:25:46.222
5 -	***33.448***	***48.248***	25.263	***1:46.959 (1)***	***81.89***		***15:27:33.181***

P11 44 F2 MOORE / MOORE Ireson HONDA - Lane Building Services Ltd

IDEAL LAP TIME : 1:46.864 BEST LAP TIME : 1:47.171 DIFFERENCE : 0.307

LAP	SECTOR 1	SECTOR 2	SECTOR 3	LAP TIME	MPH	DIFF	TIME OF DAY
1 -		***48.162***	26.151	1:54.390	76.57	7.219	15:20:24.407
2 -	***33.018***	48.469	***25.684***	***1:47.171 (1)***	***81.73***		***15:22:11.578***
3 -	33.739	48.226	25.868	1:47.833 (2)	81.23	0.662	15:23:59.411
4 -	33.395	49.802	25.868	1:49.065 (3)	80.31	1.894	15:25:48.476
5 -	33.832	49.993	26.710	1:50.535	79.24	3.364	15:27:39.011

P12 55 F2 STAINTON / STAINTON LCR - Interfuse Ltd

IDEAL LAP TIME : 1:47.950 BEST LAP TIME : 1:48.383 DIFFERENCE : 0.433

LAP	SECTOR 1	SECTOR 2	SECTOR 3	LAP TIME	MPH	DIFF	TIME OF DAY
1 -		49.535	25.663	1:56.569	75.14	8.186	15:20:26.586
2 -	33.982	48.979	***25.479***	1:48.440 (2)	80.78	0.057	15:22:15.026
3 -	34.058	***48.630***	25.695	***1:48.383 (1)***	***80.82***		***15:24:03.409***
4 -	34.265	49.355	25.491	1:49.111 (3)	80.28	0.728	15:25:52.520
5 -	***33.841***	49.398	26.282	1:49.521	79.98	1.138	15:27:42.041

P13 74 F1 RESTALL / HART RCN Yamaha -

IDEAL LAP TIME : 1:50.891 BEST LAP TIME : 1:51.108 DIFFERENCE : 0.217

LAP	SECTOR 1	SECTOR 2	SECTOR 3	LAP TIME	MPH	DIFF	TIME OF DAY
1 -		50.781	26.445	2:01.373	72.17	10.265	15:20:31.390
2 -	35.814	49.956	26.294	1:52.064 (2)	78.16	0.956	15:22:23.454
3 -	35.710	50.923	26.620	1:53.253	77.34	2.145	15:24:16.707
4 -	36.185	50.648	***26.129***	1:52.962 (3)	77.54	1.854	15:26:09.669

Weather / Track : Sunny / Dry

Brands Hatch GP
Circuit Length = 2.4332 miles
Start: 15:18 Flag 15:26 End: 15:28

BMCRC - MRO Championships 2018 - Rnd 6 @ Brands Hatch GP

RKB/BMCRC F1 & F2 Sidecars

RACE 13 - SECTOR ANALYSIS

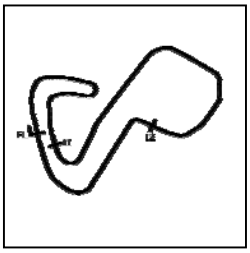

SECTOR 1 = FL to I1, SECTOR 2 = I1 to I2, SECTOR 3 = I2 to FL, DIFF = Difference To Personal Best Lap, P = Crossed Finish Line in Pit Lane, D = Time Disallowed

5 -	***35.309***	***49.453***	26.346	***1:51.108***	**(1)**	***78.84***	***15:28:00.777***

P14 67 F1 JEFFREY / CASWELL Windle - MJP racing

IDEAL LAP TIME : 1:51.969 BEST LAP TIME : 1:52.904 DIFFERENCE : 0.935

LAP	SECTOR 1	SECTOR 2	SECTOR 3	LAP TIME		MPH	DIFF	TIME OF DAY
1 -		***50.036***	26.403	1:59.117		73.53	6.213	15:20:29.134
2 -	35.917	50.778	26.534	1:53.229	**(3)**	77.36	0.325	15:22:22.363
3 -	35.787	51.527	26.873	1:54.187		76.71	1.283	15:24:16.550
4 -	***35.763***	50.572	26.668	1:53.003	**(2)**	77.51	0.099	15:26:09.553
5 -	36.645	50.089	***26.170***	***1:52.904***	**(1)**	***77.58***		***15:28:02.457***

P15 167 F2 PETTMAN / TAYLOR Windle YAMAHA -

IDEAL LAP TIME : 1:51.629 BEST LAP TIME : 1:52.160 DIFFERENCE : 0.531

LAP	SECTOR 1	SECTOR 2	SECTOR 3	LAP TIME		MPH	DIFF	TIME OF DAY
1 -		52.073	27.259	2:02.851		71.30	10.691	15:20:32.868
2 -	35.598	50.562	27.224	1:53.384		77.25	1.224	15:22:26.252
3 -	***34.993***	50.099	27.068	***1:52.160***	**(1)**	***78.10***		***15:24:18.412***
4 -	35.510	49.930	27.055	1:52.495	**(2)**	77.86	0.335	15:26:10.907
5 -	36.173	***49.637***	***26.999***	1:52.809	**(3)**	77.65	0.649	15:28:03.716

P16 19 F1 MACBRIDE / THOMPSON LCR SUZUKI - Nick Webb

IDEAL LAP TIME : 1:56.743 BEST LAP TIME : 1:57.160 DIFFERENCE : 0.417

LAP	SECTOR 1	SECTOR 2	SECTOR 3	LAP TIME		MPH	DIFF	TIME OF DAY
1 -		53.222	27.129	2:04.990		70.08	7.830	15:20:35.007
2 -	***36.665***	***53.021***	27.474	***1:57.160***	**(1)**	***74.76***		***15:22:32.167***
3 -	37.399	53.795	***27.057***	1:58.251	**(3)**	74.07	1.091	15:24:30.418
4 -	36.937	53.453	27.843	1:58.233	**(2)**	74.08	1.073	15:26:28.651
5 -	37.858	54.202	27.255	1:59.315		73.41	2.155	15:28:27.966

P17 121 F1 BROWN / LAWRENCE LCR YAMAHA - eMerchantPay

IDEAL LAP TIME : 1:40.782 BEST LAP TIME : 1:40.937 DIFFERENCE : 0.155

LAP	SECTOR 1	SECTOR 2	SECTOR 3	LAP TIME		MPH	DIFF	TIME OF DAY
1 -		44.799	***24.048***	1:45.923		82.70	4.986	15:20:15.940
2 -	***32.092***	***44.642***	24.203	***1:40.937***	**(1)**	***86.78***		***15:21:56.877***
3 -	32.129	45.005	24.363	1:41.497	**(2)**	86.30	0.560	15:23:38.374
4 -	32.521	46.307	24.693	1:43.521	**(3)**	84.61	2.584	15:25:21.895

Weather / Track : Sunny / Dry

Brands Hatch GP
Circuit Length = 2.4332 miles
Start: 15:18 Flag 15:26 End: 15:28

BMCRC - MRO Championships 2018 - Rnd 6 @ Brands Hatch GP

RKB/BMCRC F1 & F2 Sidecars

RACE 13 - BEST SECTORS

	SECTOR 1			SECTOR 2			SECTOR 3			IDEAL / BEST COMPARISON					
POS	NO	NAME	TIME	NO	NAME	TIME	NO	NAME	TIME	POS	NO	NAME	IDEAL	BEST	DIFF
												PERFECT LAP	1:36.708		
1	60	HOLLAND / WATSC	30.466	60	HOLLAND / WATSC	42.962	60	HOLLAND / WATSC	23.280	1	60	HOLLAND / WATSON	1:36.708	1:37.031	0.323
2	75	CLARKE / CLARKE	31.160	75	CLARKE / CLARKE	43.921	75	CLARKE / CLARKE	23.676	2	75	CLARKE / CLARKE	1:38.757	1:38.890	0.133
3	35	REEVES / THOMAS	31.301	35	REEVES / THOMAS	44.436	10	WEBB / BYRNE	23.832	3	35	REEVES / THOMAS	1:39.571	1:39.640	0.069
4	188	M&R VANNIEUWEN	31.813	121	BROWN / LAWREN	44.642	35	REEVES / THOMAS	23.834	4	121	BROWN / LAWRENC	1:40.782	1:40.937	0.155
5	104	LELIAS / VASSEUR	32.046	188	M&R VANNIEUWEN	45.738	121	BROWN / LAWREN	24.048	5	188	M&R VANNIEUWENH	1:41.841	1:41.841	0.000
6	121	BROWN / LAWREN	32.092	104	LELIAS / VASSEUR	46.282	188	M&R VANNIEUWEN	24.290	6	104	LELIAS / VASSEUR	1:43.055	1:43.250	0.195
7	26	ATKINSON / MIDDL	32.543	31	MUNRO / PETTMAI	46.711	104	LELIAS / VASSEUR	24.727	7	10	WEBB / BYRNE	1:43.603	1:44.122	0.519
8	31	MUNRO / PETTMAI	32.566	10	WEBB / BYRNE	47.131	26	ATKINSON / MIDDL	25.138	8	31	MUNRO / PETTMAN	1:44.539	1:44.539	0.000
9	10	WEBB / BYRNE	32.640	26	ATKINSON / MIDDL	47.206	57	ANDERSON / MAST	25.162	9	26	ATKINSON / MIDDLE	1:44.887	1:44.887	0.000
10	44	MOORE / MOORE	33.018	18	BLACKWOOD / BLA	47.582	18	BLACKWOOD / BLA	25.219	10	18	BLACKWOOD / BLAC	1:46.065	1:46.275	0.210
11	18	BLACKWOOD / BLA	33.264	44	MOORE / MOORE	48.162	31	MUNRO / PETTMAI	25.262	11	57	ANDERSON / MASTE	1:46.858	1:46.959	0.101
12	57	ANDERSON / MAST	33.448	57	ANDERSON / MAST	48.248	55	STAINTON / STAIN	25.479	12	44	MOORE / MOORE	1:46.864	1:47.171	0.307
13	55	STAINTON / STAIN	33.841	55	STAINTON / STAIN	48.630	44	MOORE / MOORE	25.684	13	55	STAINTON / STAINTO	1:47.950	1:48.383	0.433
14	167	PETTMAN / TAYLO	34.993	74	RESTALL / HART	49.453	74	RESTALL / HART	26.129	14	74	RESTALL / HART	1:50.891	1:51.108	0.217
15	74	RESTALL / HART	35.309	167	PETTMAN / TAYLO	49.637	67	JEFFREY / CASWE	26.170	15	167	PETTMAN / TAYLOR	1:51.629	1:52.160	0.531
16	67	JEFFREY / CASWE	35.763	67	JEFFREY / CASWE	50.036	167	PETTMAN / TAYLO	26.999	16	67	JEFFREY / CASWELL	1:51.969	1:52.904	0.935
17	19	MACBRIDE / THOM	36.665	19	MACBRIDE / THOM	53.021	19	MACBRIDE / THOM	27.057	17	19	MACBRIDE / THOMP	1:56.743	1:57.160	0.417

Weather / Track : Sunny / Dry

Brands Hatch GP
Circuit Length = 2.4332 miles
Start: 15:18 Flag 15:26 End: 15:28

Results can be found at www.tsl-timing.com

Printed - 15:29 Sunday, 08 July 2018

BMCRC-MRO Championships 2018

BMCRC Thunderbike Extreme

Brands Hatch GP

7th & 8th July 2018

Results Provided by Timing Solutions Ltd
www.tsl-timing.com

Brands Hatch GP

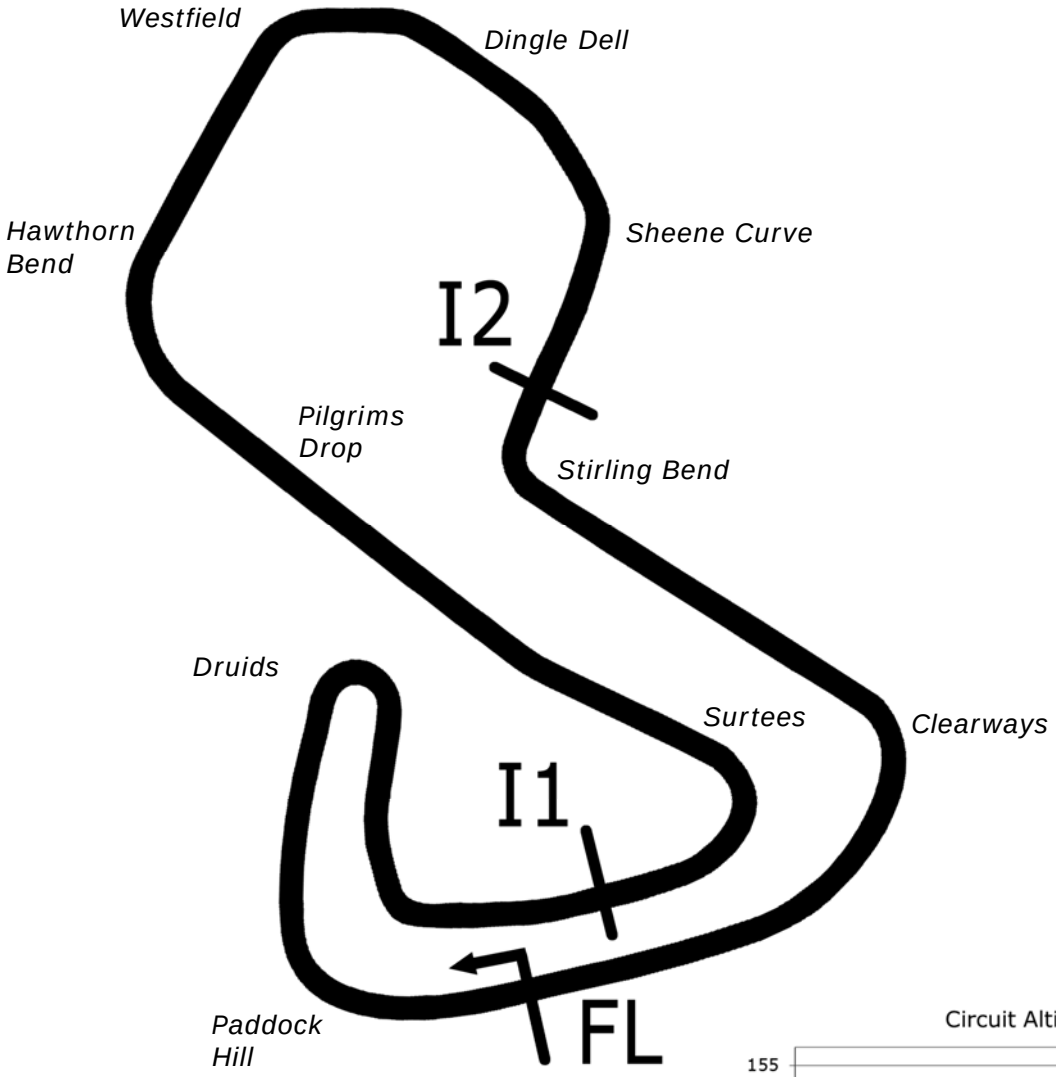

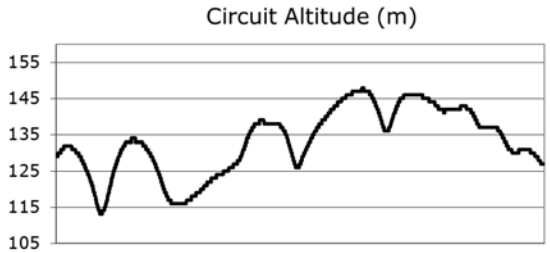

Length	2.4332 miles	3916.0 m	
FL		51.36032 N	0.26032 E
I1	1116m	51.35934 N	0.25955 E
I2	2928m	51.35532 N	0.26250 E
Pit Entry	3646m	51.35911 N	0.25743 E
Pit Exit	26m after FL	51.36027 N	0.26078 E

Pit Entry–Pit Exit 277m, 16.6s @60kph, 12.4s @80kph

All results available at www.tsl-timing.com

BMCRC - MRO Championships 2018 - Rnd 6 @ Brands Hatch GP

BMCRC Thunderbike Extreme

QUALIFYING - CLASSIFICATION

POS	NO	CL	PIC	NAME	ENTRY	TIME	ON	LAPS	GAP	DIFF	MPH
1	76		1	Jason BYARD	Suzuki - May Construction	1:37.136	7	7			90.18
2	64		2	Barry CHAMBERLAIN	Suzuki - Airsys.co.uk	1:38.284	7	7	1.148	1.148	89.12
3	77		3	David MAY	Suzuki - ELP Racing	1:39.488	7	7	2.352	1.204	88.04
4	41		4	David ABRAHAM	Aprilia - Cambridge Motorcycles	1:40.067	5	6	2.931	0.579	87.53
5	42		5	Alan WOOD	Suzuki - J.Clubb Aggregates & Concrete	1:40.142	4	6	3.006	0.075	87.47
6	54		6	Andrew SAUNDERS	Suzuki - Icon Racing	1:40.403	4	4	3.267	0.261	87.24
7	44		7	Denzil DAVIES	Suzuki - Advanced Mouldings Ltd	1:40.484	4	4	3.348	0.081	87.17
8	3		8	Phil BELENKIN	Suzuki -	1:40.952	5	7	3.816	0.468	86.77
9	43		9	Richard WILLSHER	Yamaha - Willsher Plant	1:41.653	7	7	4.517	0.701	86.17
10	22		10	Ben DOOLAN	Yamaha - my wallet	1:41.688	7	7	4.552	0.035	86.14
11	69		11	Tony RUSSO	Suzuki - Titan Elevators	1:41.796	5	7	4.660	0.108	86.05
12	117		12	Raymond STAGG	Suzuki -	1:42.073	6	7	4.937	0.277	85.81
13	51		13	Michael HOGARTH	Honda - WHR Racing	1:42.953	7	7	5.817	0.880	85.08
14	114		14	Ricky MARTIN	Suzuki - T.B.R Performance	1:43.031	4	5	5.895	0.078	85.02
15	82		15	Matt HINNELLS	Aprilia - Bears repairs/Jamie Vale Carpentry	1:43.152	5	6	6.016	0.121	84.92
16	85		16	Carl TUCKER	Aprilia - Kenny Wilson Racing	1:43.519	4	7	6.383	0.367	84.62
17	15		17	Stacey KILLWORTH	Honda - BK/Everns	1:43.631	6	6	6.495	0.112	84.52
18	16		18	Matthew WREN	Suzuki - Broken Matt	1:44.009	4	6	6.873	0.378	84.22
19	37		19	Robert MARSH	Kawasaki -	1:45.831	4	4	8.695	1.822	82.77
20	35	R	1	Stephen HARVEY	Yamaha -	1:46.016	4	6	8.880	0.185	82.62
21	96		20	Jack SIM	Yamaha -	1:46.696	6	6	9.560	0.680	82.10
22	99	R	2	Robert BREEN	Suzuki - Traxden Motorcycles	1:46.811	6	6	9.675	0.115	82.01
23	131		21	Doug EDMONDSON	Yamaha - Anyone want to lend me a bike for the Classic T	1:47.032	4	4	9.896	0.221	81.84
24	141		22	Matthew ROBINSON	Suzuki - Prism developments	1:47.061	4	6	9.925	0.029	81.82
25	228		23	Clive EMERSON	Honda -	1:47.300	4	6	10.164	0.239	81.63
26	33		24	Greg WRIGHT	Ducati - Neos-IT	1:47.802	6	6	10.666	0.502	81.25
27	143		25	Daniel BARFORD	Suzuki - Shawell Tuning	1:53.650	6	6	16.514	5.848	77.07
28	21		26	Danny BRENNAN	Aprilia - Greenplantuk	1:56.699	2	3	19.563	3.049	75.06
29	46		27	Adrian DRAPER	Suzuki - droopy racing uk	1:57.030	6	6	19.894	0.331	74.85
30	24	R	3	Mark REYNOLDS	Yamaha -	1:58.913	4	5	21.777	1.883	73.66
31	130	R	4	Fraser GRINSTEAD	Suzuki - TRAPDOOR RACING	2:08.245	4	4	31.109	9.332	68.30
32	18	R	5	Stuart ALBON	Suzuki -			0			

Brands Hatch GP
Circuit Length = 2.4332 miles
Start: 10:11 Flag 10:24 End: 10:26

Weather / Track : Sunny / Dry

These results are provisional until the conclusion of any judicial and technical matters.

Clerk Of Course :		Timekeeper :

Results can be found at www.tsl-timing.com

Printed - 10:26 Saturday, 07 July 2018

BMCRC - MRO Championships 2018 - Rnd 6 @ Brands Hatch GP

BMCRC Thunderbike Extreme

QUALIFYING - SECTOR ANALYSIS

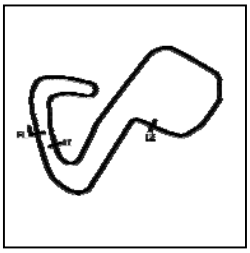

SECTOR 1 = FL to I1, SECTOR 2 = I1 to I2, SECTOR 3 = I2 to FL, DIFF = Difference To Personal Best Lap, P = Crossed Finish Line in Pit Lane, D = Time Disallowed

P1 76 Jason BYARD Suzuki - May Construction

IDEAL LAP TIME : 1:37.136 BEST LAP TIME : 1:37.136 DIFFERENCE : 0.000

LAP	SECTOR 1	SECTOR 2	SECTOR 3	LAP TIME	MPH	DIFF	TIME OF DAY
1 -	37.272	47.190	23.418	1:47.880	81.19	10.744	10:14:58.203
2 -	35.486	44.678	22.885	1:43.049	85.00	5.913	10:16:41.252
3 -	34.156	44.267	22.731	1:41.154	86.59	4.018	10:18:22.406
4 -	32.824	44.055	23.338	1:40.217	87.40	3.081	10:20:02.623
5 -	33.218	43.789	22.736	1:39.743 **(3)**	87.82	2.607	10:21:42.366
6 -	32.499	43.424	22.671	1:38.594 **(2)**	88.84	1.458	10:23:20.960
7 -	***31.796***	***42.786***	***22.554***	***1:37.136*** **(1)**	***90.18***		***10:24:58.096***

P2 64 Barry CHAMBERLAIN Suzuki - Airsys.co.uk

IDEAL LAP TIME : 1:38.284 BEST LAP TIME : 1:38.284 DIFFERENCE : 0.000

LAP	SECTOR 1	SECTOR 2	SECTOR 3	LAP TIME	MPH	DIFF	TIME OF DAY
1 -	37.014	46.451	23.181	1:46.646	82.13	8.362	10:14:57.441
2 -	35.792	45.451	23.074	1:44.317	83.97	6.033	10:16:41.758
3 -	34.368	44.325	22.963	1:41.656	86.17	3.372	10:18:23.414
4 -	33.166	44.618	23.225	1:41.009 **(3)**	86.72	2.725	10:20:04.423
5 -	33.810	44.439	23.043	1:41.292	86.48	3.008	10:21:45.715
6 -	32.558	43.757	22.831	1:39.146 **(2)**	88.35	0.862	10:23:24.861
7 -	***32.256***	***43.355***	***22.673***	***1:38.284*** **(1)**	***89.12***		***10:25:03.145***

P3 77 David MAY Suzuki - ELP Racing

IDEAL LAP TIME : 1:39.336 BEST LAP TIME : 1:39.488 DIFFERENCE : 0.152

LAP	SECTOR 1	SECTOR 2	SECTOR 3	LAP TIME	MPH	DIFF	TIME OF DAY
1 -	37.814	46.902	24.052	1:48.768	80.53	9.280	10:15:11.017
2 -	34.694	44.979	23.654	1:43.327	84.77	3.839	10:16:54.344
3 -	33.586	44.971	23.456	1:42.013	85.86	2.525	10:18:36.357
4 -	32.732	44.856	***23.124***	1:40.712 **(3)**	86.97	1.224	10:20:17.069
5 -	32.832	***44.085***	23.410	1:40.327 **(2)**	87.31	0.839	10:21:57.396
6 -	33.147	44.824	23.349	1:41.320	86.45	1.832	10:23:38.716
7 -	***32.127***	44.206	23.155	***1:39.488*** **(1)**	***88.04***		***10:25:18.204***

P4 41 David ABRAHAM Aprilia - Cambridge Motorcycles

IDEAL LAP TIME : 1:40.020 BEST LAP TIME : 1:40.067 DIFFERENCE : 0.047

LAP	SECTOR 1	SECTOR 2	SECTOR 3	LAP TIME	MPH	DIFF	TIME OF DAY
1 -	44.850	48.013	24.095	1:56.958	74.89	16.891	10:15:34.521
2 -	36.257	45.531	23.674	1:45.462	83.06	5.395	10:17:19.983
3 -	33.445	45.892	24.055	1:43.392	84.72	3.325	10:19:03.375
4 -	33.236	44.290	23.476	1:41.002 **(3)**	86.72	0.935	10:20:44.377
5 -	***32.644***	***44.252***	23.171	***1:40.067*** **(1)**	***87.53***		***10:22:24.444***
6 -	32.780	44.942	***23.124***	1:40.846 **(2)**	86.86	0.779	10:24:05.290

P5 42 Alan WOOD Suzuki - J.Clubb Aggregates & Concrete

IDEAL LAP TIME : 1:39.727 BEST LAP TIME : 1:40.142 DIFFERENCE : 0.415

LAP	SECTOR 1	SECTOR 2	SECTOR 3	LAP TIME	MPH	DIFF	TIME OF DAY
1 -	36.968	46.533	23.494	1:46.995	81.87	6.853	10:15:07.285
2 -	34.270	44.781	23.208	1:42.259	85.66	2.117	10:16:49.544
3 -	34.176	44.500	***23.017***	1:41.693 **(3)**	86.14	1.551	10:18:31.237
4 -	33.016	***43.775***	23.351	***1:40.142*** **(1)**	***87.47***		***10:20:11.379***
5 -	***32.935***	44.278	23.258	1:40.471 **(2)**	87.18	0.329	10:21:51.850
6 -	33.609	44.931	23.949	1:42.489	85.47	2.347	10:23:34.339

P6 54 Andrew SAUNDERS Suzuki - Icon Racing

IDEAL LAP TIME : 1:40.403 BEST LAP TIME : 1:40.403 DIFFERENCE : 0.000

LAP	SECTOR 1	SECTOR 2	SECTOR 3	LAP TIME	MPH	DIFF	TIME OF DAY
1 -	38.696	47.694	23.980	1:50.370	79.36	9.967	10:15:10.423
2 -	35.364	45.603	23.295	1:44.262 **(3)**	84.01	3.859	10:16:54.685

Weather / Track : Sunny / Dry

Brands Hatch GP
Circuit Length = 2.4332 miles
Start: 10:11 Flag 10:24 End: 10:26

BMCRC - MRO Championships 2018 - Rnd 6 @ Brands Hatch GP

BMCRC Thunderbike Extreme

QUALIFYING - SECTOR ANALYSIS

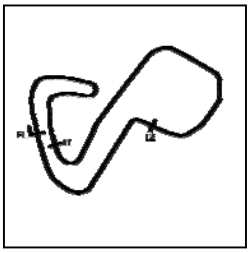

SECTOR 1 = FL to I1, SECTOR 2 = I1 to I2, SECTOR 3 = I2 to FL, DIFF = Difference To Personal Best Lap, P = Crossed Finish Line in Pit Lane, D = Time Disallowed

3 -	34.099	44.865	22.979	1:41.943 (2)	85.92	1.540	10:18:36.628
4 -	***33.194***	***44.335***	***22.874***	***1:40.403 (1)***	***87.24***		***10:20:17.031***

P7 44 Denzil DAVIES Suzuki - Advanced Mouldings Ltd

IDEAL LAP TIME : 1:40.358 BEST LAP TIME : 1:40.484 DIFFERENCE : 0.126

LAP	SECTOR 1	SECTOR 2	SECTOR 3	LAP TIME	MPH	DIFF	TIME OF DAY
1 -	39.971	47.665	24.170	1:51.806	78.34	11.322	10:15:14.468
2 -	36.392	46.769	23.911	1:47.072 (3)	81.81	6.588	10:17:01.540
3 -	34.153	45.027	23.657	1:42.837 (2)	85.18	2.353	10:18:44.377
4 -	33.648	***44.007***	***22.829***	***1:40.484 (1)***	***87.17***		***10:20:24.861***

P8 3 Phil BELENKIN Suzuki -

IDEAL LAP TIME : 1:40.593 BEST LAP TIME : 1:40.952 DIFFERENCE : 0.359

LAP	SECTOR 1	SECTOR 2	SECTOR 3	LAP TIME	MPH	DIFF	TIME OF DAY
1 -	41.187	47.223	24.066	1:52.476	77.88	11.524	10:15:25.533
2 -	38.418	46.031	23.335	1:47.784	81.27	6.832	10:17:13.317
3 -	35.243	44.736	23.150	1:43.129	84.94	2.177	10:18:56.446
4 -	34.317	44.931	23.056	1:42.304 (3)	85.62	1.352	10:20:38.750
5 -	33.546	***44.105***	23.301	***1:40.952 (1)***	***86.77***		***10:22:19.702***
6 -	***33.439***	44.552	***23.049***	1:41.040 (2)	86.69	0.088	10:24:00.742
7 -	35.232	44.250	23.200	1:42.682	85.31	1.730	10:25:43.424

P9 43 Richard WILLSHER Yamaha - Willsher Plant

IDEAL LAP TIME : 1:41.605 BEST LAP TIME : 1:41.653 DIFFERENCE : 0.048

LAP	SECTOR 1	SECTOR 2	SECTOR 3	LAP TIME	MPH	DIFF	TIME OF DAY
1 -	38.361	47.262	24.112	1:49.735	79.82	8.082	10:15:21.422
2 -	35.117	45.914	24.011	1:45.042	83.39	3.389	10:17:06.464
3 -	34.146	45.864	24.353	1:44.363	83.93	2.710	10:18:50.827
4 -	33.633	45.430	23.747	1:42.810 (3)	85.20	1.157	10:20:33.637
5 -	34.844	45.078	***23.515***	1:43.437	84.68	1.784	10:22:17.074
6 -	33.499	45.044	23.843	1:42.386 (2)	85.55	0.733	10:23:59.460
7 -	***33.107***	***44.983***	23.563	***1:41.653 (1)***	***86.17***		***10:25:41.113***

P10 22 Ben DOOLAN Yamaha - my wallet

IDEAL LAP TIME : 1:41.481 BEST LAP TIME : 1:41.688 DIFFERENCE : 0.207

LAP	SECTOR 1	SECTOR 2	SECTOR 3	LAP TIME	MPH	DIFF	TIME OF DAY
1 -	36.939	47.943	24.177	1:49.059	80.32	7.371	10:15:12.428
2 -	35.433	46.612	23.534	1:45.579	82.96	3.891	10:16:58.007
3 -	34.227	45.824	23.577	1:43.628	84.53	1.940	10:18:41.635
4 -	33.652	45.483	***23.406***	1:42.541	85.42	0.853	10:20:24.176
5 -	33.161	45.428	23.870	1:42.459 (3)	85.49	0.771	10:22:06.635
6 -	***32.958***	45.674	23.456	1:42.088 (2)	85.80	0.400	10:23:48.723
7 -	33.068	***45.117***	23.503	***1:41.688 (1)***	***86.14***		***10:25:30.411***

P11 69 Tony RUSSO Suzuki - Titan Elevators

IDEAL LAP TIME : 1:41.762 BEST LAP TIME : 1:41.796 DIFFERENCE : 0.034

LAP	SECTOR 1	SECTOR 2	SECTOR 3	LAP TIME	MPH	DIFF	TIME OF DAY
1 -	41.417	48.566	23.738	1:53.721	77.02	11.925	10:15:22.632
2 -	36.331	46.894	24.009	1:47.234	81.68	5.438	10:17:09.866
3 -	35.984	46.768	23.760	1:46.512	82.24	4.716	10:18:56.378
4 -	34.116	45.763	23.768	1:43.647	84.51	1.851	10:20:40.025
5 -	***33.772***	***44.967***	23.057	***1:41.796 (1)***	***86.05***		***10:22:21.821***
6 -	33.924	45.828	***23.023***	1:42.775 (2)	85.23	0.979	10:24:04.596
7 -	33.933	45.548	23.862	1:43.343 (3)	84.76	1.547	10:25:47.939

P12 117 Raymond STAGG Suzuki -

IDEAL LAP TIME : 1:41.738 BEST LAP TIME : 1:42.073 DIFFERENCE : 0.335

LAP	SECTOR 1	SECTOR 2	SECTOR 3	LAP TIME	MPH	DIFF	TIME OF DAY

Weather / Track : Sunny / Dry

Brands Hatch GP
Circuit Length = 2.4332 miles
Start: 10:11 Flag 10:24 End: 10:26

BMCRC - MRO Championships 2018 - Rnd 6 @ Brands Hatch GP

BMCRC Thunderbike Extreme

QUALIFYING - SECTOR ANALYSIS

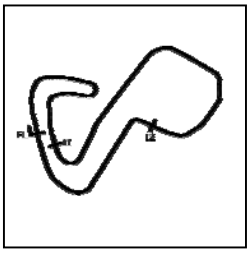

SECTOR 1 = FL to I1, SECTOR 2 = I1 to I2, SECTOR 3 = I2 to FL, DIFF = Difference To Personal Best Lap, P = Crossed Finish Line in Pit Lane, D = Time Disallowed

1 -	40.128	48.717	24.252	1:53.097	77.45	11.024	10:15:21.252
2 -	35.902	46.687	24.342	1:46.931	81.92	4.858	10:17:08.183
3 -	35.508	47.161	23.768	1:46.437	82.30	4.364	10:18:54.620
4 -	33.989	45.377	23.799	1:43.165 **(3)**	84.91	1.092	10:20:37.785
5 -	***33.433***	***45.176***	23.750	1:42.359 **(2)**	85.57	0.286	10:22:20.144
6 -	33.725	45.219	***23.129***	***1:42.073*** **(1)**	***85.81***		***10:24:02.217***
7 -	34.201	45.455	23.880	1:43.536	84.60	1.463	10:25:45.753

P13 51 Michael HOGARTH Honda - WHR Racing

IDEAL LAP TIME : 1:42.832 BEST LAP TIME : 1:42.953 DIFFERENCE : 0.121

LAP	SECTOR 1	SECTOR 2	SECTOR 3	LAP TIME	MPH	DIFF	TIME OF DAY
1 -	37.784	49.047	24.926	1:51.757	78.38	8.804	10:15:13.863
2 -	36.192	47.247	24.910	1:48.349	80.84	5.396	10:17:02.212
3 -	35.000	45.718	24.380	1:45.098	83.34	2.145	10:18:47.310
4 -	34.218	46.163	24.060	1:44.441	83.87	1.488	10:20:31.751
5 -	34.134	46.144	24.061	1:44.339 **(3)**	83.95	1.386	10:22:16.090
6 -	***34.078***	46.230	24.024	1:44.332 **(2)**	83.96	1.379	10:24:00.422
7 -	34.199	***44.931***	***23.823***	***1:42.953*** **(1)**	***85.08***		***10:25:43.375***

P14 114 Ricky MARTIN Suzuki - T.B.R Performance

IDEAL LAP TIME : 1:43.000 BEST LAP TIME : 1:43.031 DIFFERENCE : 0.031

LAP	SECTOR 1	SECTOR 2	SECTOR 3	LAP TIME	MPH	DIFF	TIME OF DAY
1 -	37.118	48.772	24.446	1:50.336	79.39	7.305	10:15:09.584
2 -	35.440	46.130	24.146	1:45.716	82.86	2.685	10:16:55.300
3 -	34.328	46.159	24.221	1:44.708 **(3)**	83.65	1.677	10:18:40.008
4 -	33.788	***45.478***	***23.765***	***1:43.031*** **(1)**	***85.02***		***10:20:23.039***
5 -	***33.757***	45.554	24.227	1:43.538 **(2)**	84.60	0.507	10:22:06.577

P15 82 Matt HINNELLS Aprilia - Bears repairs/Jamie Vale Carpentry

IDEAL LAP TIME : 1:43.152 BEST LAP TIME : 1:43.152 DIFFERENCE : 0.000

LAP	SECTOR 1	SECTOR 2	SECTOR 3	LAP TIME	MPH	DIFF	TIME OF DAY
1 -	44.561	47.541	24.239	1:56.341	75.29	13.189	10:15:33.653
2 -	37.289	46.237	24.057	1:47.583	81.42	4.431	10:17:21.236
3 -	34.876	47.766	24.481	1:47.123	81.77	3.971	10:19:08.359
4 -	34.524	45.784	23.758	1:44.066 **(2)**	84.17	0.914	10:20:52.425
5 -	***34.171***	***45.371***	***23.610***	***1:43.152*** **(1)**	***84.92***		***10:22:35.577***
6 -	34.446	45.727	24.273	1:44.446 **(3)**	83.86	1.294	10:24:20.023

P16 85 Carl TUCKER Aprilia - Kenny Wilson Racing

IDEAL LAP TIME : 1:42.905 BEST LAP TIME : 1:43.519 DIFFERENCE : 0.614

LAP	SECTOR 1	SECTOR 2	SECTOR 3	LAP TIME	MPH	DIFF	TIME OF DAY
1 -	38.650	49.446	24.743	1:52.839	77.63	9.320	10:15:12.830
2 -	37.683	47.747	24.134	1:49.564	79.95	6.045	10:17:02.394
3 -	37.051	46.699	23.750	1:47.500	81.48	3.981	10:18:49.894
4 -	34.310	45.495	23.714	***1:43.519*** **(1)**	***84.62***		***10:20:33.413***
5 -	35.068	45.578	23.333	1:43.979	84.24	0.460	10:22:17.392
6 -	***34.302***	46.047	23.534	1:43.883 **(3)**	84.32	0.364	10:24:01.275
7 -	34.938	***45.303***	***23.300***	1:43.541 **(2)**	84.60	0.022	10:25:44.816

P17 15 Stacey KILLWORTH Honda - BK/Everns

IDEAL LAP TIME : 1:43.631 BEST LAP TIME : 1:43.631 DIFFERENCE : 0.000

LAP	SECTOR 1	SECTOR 2	SECTOR 3	LAP TIME	MPH	DIFF	TIME OF DAY
1 -	39.901	50.588	24.858	1:55.347	75.94	11.716	10:15:17.929
2 -	36.559	48.701	24.667	1:49.927	79.68	6.296	10:17:07.856
3 -	35.622	46.915	24.120	1:46.657	82.13	3.026	10:18:54.513
4 -	34.875	46.390	24.151	1:45.416 **(3)**	83.09	1.785	10:20:39.929
5 -	34.504	46.124	23.720	1:44.348 **(2)**	83.94	0.717	10:22:24.277
6 -	***34.097***	***45.908***	***23.626***	***1:43.631*** **(1)**	***84.52***		***10:24:07.908***

Weather / Track : Sunny / Dry

Brands Hatch GP
Circuit Length = 2.4332 miles
Start: 10:11 Flag 10:24 End: 10:26

BMCRC - MRO Championships 2018 - Rnd 6 @ Brands Hatch GP

BMCRC Thunderbike Extreme

QUALIFYING - SECTOR ANALYSIS

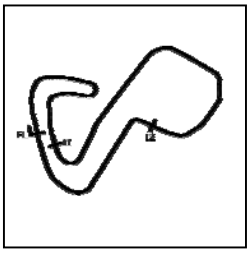

SECTOR 1 = FL to I1, SECTOR 2 = I1 to I2, SECTOR 3 = I2 to FL, DIFF = Difference To Personal Best Lap, P = Crossed Finish Line in Pit Lane, D = Time Disallowed

P18 16 Matthew WREN Suzuki - Broken Matt

IDEAL LAP TIME : 1:43.690 BEST LAP TIME : 1:44.009 DIFFERENCE : 0.319

LAP	SECTOR 1	SECTOR 2	SECTOR 3	LAP TIME	MPH	DIFF	TIME OF DAY
1 -	40.173	48.825	24.566	1:53.564	77.13	9.555	10:15:26.054
2 -	39.294	47.411	24.016	1:50.721	79.11	6.712	10:17:16.775
3 -	36.409	45.986	23.784	1:46.179	82.50	2.170	10:19:02.954
4 -	35.339	***45.379***	***23.291***	***1:44.009*** **(1)**	***84.22***		***10:20:46.963***
5 -	35.944	45.815	23.548	1:45.307 **(3)**	83.18	1.298	10:22:32.270
6 -	***35.020***	45.896	23.560	1:44.476 **(2)**	83.84	0.467	10:24:16.746

P19 37 Robert MARSH Kawasaki -

IDEAL LAP TIME : 1:45.792 BEST LAP TIME : 1:45.831 DIFFERENCE : 0.039

LAP	SECTOR 1	SECTOR 2	SECTOR 3	LAP TIME	MPH	DIFF	TIME OF DAY
1 -	38.787	52.124	25.747	1:56.658	75.08	10.827	10:15:18.519
2 -	37.261	49.842	25.598	1:52.701 **(3)**	77.72	6.870	10:17:11.220
3 -	36.209	46.790	***24.623***	1:47.622 **(2)**	81.39	1.791	10:18:58.842
4 -	***34.684***	***46.485***	24.662	***1:45.831*** **(1)**	***82.77***		***10:20:44.673***

P20 35 R Stephen HARVEY Yamaha -

IDEAL LAP TIME : 1:45.603 BEST LAP TIME : 1:46.016 DIFFERENCE : 0.413

LAP	SECTOR 1	SECTOR 2	SECTOR 3	LAP TIME	MPH	DIFF	TIME OF DAY
1 -	40.249	48.843	24.661	1:53.753	77.00	7.737	10:15:25.349
2 -	37.295	47.185	24.449	1:48.929	80.41	2.913	10:17:14.278
3 -	36.290	***45.771***	24.350	1:46.411 **(3)**	82.32	0.395	10:19:00.689
4 -	35.962	45.812	***24.242***	***1:46.016*** **(1)**	***82.62***		***10:20:46.705***
5 -	***35.590***	45.888	24.772	1:46.250 **(2)**	82.44	0.234	10:22:32.955
6 -	36.422	46.380	25.025	1:47.827	81.23	1.811	10:24:20.782

P21 96 Jack SIM Yamaha -

IDEAL LAP TIME : 1:46.614 BEST LAP TIME : 1:46.696 DIFFERENCE : 0.082

LAP	SECTOR 1	SECTOR 2	SECTOR 3	LAP TIME	MPH	DIFF	TIME OF DAY
1 -	40.491	50.751	25.562	1:56.804	74.99	10.108	10:15:29.819
2 -	36.276	48.992	24.876	1:50.144	79.53	3.448	10:17:19.963
3 -	35.220	48.441	24.882	1:48.543	80.70	1.847	10:19:08.506
4 -	35.352	47.933	24.992	1:48.277 **(3)**	80.90	1.581	10:20:56.783
5 -	***34.467***	***47.431***	24.800	1:46.698 **(2)**	82.09	0.002	10:22:43.481
6 -	34.493	47.487	***24.716***	***1:46.696*** **(1)**	***82.10***		***10:24:30.177***

P22 99 R Robert BREEN Suzuki - Traxden Motorcycles

IDEAL LAP TIME : 1:46.811 BEST LAP TIME : 1:46.811 DIFFERENCE : 0.000

LAP	SECTOR 1	SECTOR 2	SECTOR 3	LAP TIME	MPH	DIFF	TIME OF DAY
1 -	43.976	56.644	28.751	2:09.371	67.71	22.560	10:16:17.484
2 -	38.777	50.569	26.234	1:55.580	75.79	8.769	10:18:13.064
3 -	37.449	48.984	25.146	1:51.579	78.50	4.768	10:20:04.643
4 -	35.766	48.385	25.487	1:49.638 **(3)**	79.89	2.827	10:21:54.281
5 -	35.699	48.126	25.134	1:48.959 **(2)**	80.39	2.148	10:23:43.240
6 -	***34.866***	***47.160***	***24.785***	***1:46.811*** **(1)**	***82.01***		***10:25:30.051***

P23 131 Doug EDMONDSON Yamaha - Anyone want to lend me a bike for the Classic TT 201

IDEAL LAP TIME : 1:47.032 BEST LAP TIME : 1:47.032 DIFFERENCE : 0.000

LAP	SECTOR 1	SECTOR 2	SECTOR 3	LAP TIME	MPH	DIFF	TIME OF DAY
1 -	37.192	50.292	25.653	1:53.137	77.42	6.105	10:15:10.294
2 -	37.197	48.879	25.852	1:51.928 **(3)**	78.26	4.896	10:17:02.222
3 -	35.727	47.907	25.010	1:48.644 **(2)**	80.62	1.612	10:18:50.866
4 -	***34.730***	***47.309***	***24.993***	***1:47.032*** **(1)**	***81.84***		***10:20:37.898***

Weather / Track : Sunny / Dry

Brands Hatch GP
Circuit Length = 2.4332 miles
Start: 10:11 Flag 10:24 End: 10:26

BMCRC - MRO Championships 2018 - Rnd 6 @ Brands Hatch GP

BMCRC Thunderbike Extreme

QUALIFYING - SECTOR ANALYSIS

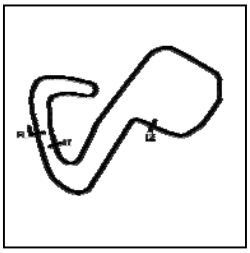

SECTOR 1 = FL to I1, SECTOR 2 = I1 to I2, SECTOR 3 = I2 to FL, DIFF = Difference To Personal Best Lap, P = Crossed Finish Line in Pit Lane, D = Time Disallowed

P24 141 Matthew ROBINSON Suzuki - Prism developments

IDEAL LAP TIME : 1:46.694 BEST LAP TIME : 1:47.061 DIFFERENCE : 0.367

LAP	SECTOR 1	SECTOR 2	SECTOR 3	LAP TIME	MPH	DIFF	TIME OF DAY
1 -	39.948	49.430	25.245	1:54.623	76.42	7.562	10:15:18.732
2 -	38.186	47.949	***24.412***	1:50.547	79.24	3.486	10:17:09.279
3 -	35.973	47.131	24.673	1:47.777 **(2)**	81.27	0.716	10:18:57.056
4 -	35.701	***46.931***	24.429	***1:47.061*** **(1)**	***81.82***		***10:20:44.117***
5 -	***35.351***	47.558	25.320	1:48.229	80.93	1.168	10:22:32.346
6 -	36.105	47.073	24.902	1:48.080 **(3)**	81.04	1.019	10:24:20.426

P25 228 Clive EMERSON Honda -

IDEAL LAP TIME : 1:46.800 BEST LAP TIME : 1:47.300 DIFFERENCE : 0.500

LAP	SECTOR 1	SECTOR 2	SECTOR 3	LAP TIME	MPH	DIFF	TIME OF DAY
1 -	39.952	50.186	25.542	1:55.680	75.72	8.380	10:15:17.570
2 -	36.339	48.206	25.270	1:49.815	79.76	2.515	10:17:07.385
3 -	35.650	48.789	24.846	1:49.285	80.15	1.985	10:18:56.670
4 -	35.172	***47.415***	24.713	***1:47.300*** **(1)**	***81.63***		***10:20:43.970***
5 -	***34.705***	48.141	25.356	1:48.202 **(3)**	80.95	0.902	10:22:32.172
6 -	35.630	47.475	***24.680***	1:47.785 **(2)**	81.27	0.485	10:24:19.957

P26 33 Greg WRIGHT Ducati - Neos-IT

IDEAL LAP TIME : 1:47.767 BEST LAP TIME : 1:47.802 DIFFERENCE : 0.035

LAP	SECTOR 1	SECTOR 2	SECTOR 3	LAP TIME	MPH	DIFF	TIME OF DAY
1 -	OUTLAP	51.559	27.482	2:05.255	69.93	17.453	10:16:16.446
2 -	37.971	49.930	25.750	1:53.651	77.07	5.849	10:18:10.097
3 -	37.827	49.823	25.469	1:53.119	77.43	5.317	10:20:03.216
4 -	36.213	48.783	25.582	1:50.578 **(3)**	79.21	2.776	10:21:53.794
5 -	***35.839***	48.094	25.242	1:49.175 **(2)**	80.23	1.373	10:23:42.969
6 -	35.874	***47.258***	***24.670***	***1:47.802*** **(1)**	***81.25***		***10:25:30.771***

P27 143 Daniel BARFORD Suzuki - Shawell Tuning

IDEAL LAP TIME : 1:53.477 BEST LAP TIME : 1:53.650 DIFFERENCE : 0.173

LAP	SECTOR 1	SECTOR 2	SECTOR 3	LAP TIME	MPH	DIFF	TIME OF DAY
1 -	41.559	52.375	26.635	2:00.569	72.65	6.919	10:15:37.354
2 -	38.057	50.917	***26.400***	1:55.374 **(2)**	75.92	1.724	10:17:32.728
3 -	38.876	51.660	26.803	1:57.339	74.65	3.689	10:19:30.067
4 -	37.652	51.124	26.627	1:55.403 **(3)**	75.90	1.753	10:21:25.470
5 -	38.001	51.440	26.893	1:56.334	75.29	2.684	10:23:21.804
6 -	***36.931***	***50.146***	26.573	***1:53.650*** **(1)**	***77.07***		***10:25:15.454***

P28 21 Danny BRENNAN Aprilia - Greenplantuk

IDEAL LAP TIME : 1:56.547 BEST LAP TIME : 1:56.699 DIFFERENCE : 0.152

LAP	SECTOR 1	SECTOR 2	SECTOR 3	LAP TIME	MPH	DIFF	TIME OF DAY
1 -	39.589	52.840	***26.445***	1:58.874 **(2)**	73.69	2.175	10:15:27.353
2 -	38.307	***51.846***	26.546	***1:56.699*** **(1)**	***75.06***		***10:17:24.052***
3 -	39.039	53.428	27.132	1:59.599 **(3)**	73.24	2.900	10:19:23.651

P29 46 Adrian DRAPER Suzuki - droopy racing uk

IDEAL LAP TIME : 1:57.030 BEST LAP TIME : 1:57.030 DIFFERENCE : 0.000

LAP	SECTOR 1	SECTOR 2	SECTOR 3	LAP TIME	MPH	DIFF	TIME OF DAY
1 -	45.843	55.392	27.786	2:09.021	67.89	11.991	10:15:48.757
2 -	40.221	54.147	27.450	2:01.818 **(3)**	71.90	4.788	10:17:50.575
3 -	39.732	52.211	27.265	1:59.208 **(2)**	73.48	2.178	10:19:49.783
4 -	40.502	56.111	29.339	2:05.952	69.54	8.922	10:21:55.735
5 -	40.269	54.120	28.021	2:02.410	71.56	5.380	10:23:58.145
6 -	***38.345***	***51.712***	***26.973***	***1:57.030*** **(1)**	***74.85***		***10:25:55.175***

Weather / Track : Sunny / Dry

Brands Hatch GP
Circuit Length = 2.4332 miles
Start: 10:11 Flag 10:24 End: 10:26

BMCRC - MRO Championships 2018 - Rnd 6 @ Brands Hatch GP

BMCRC Thunderbike Extreme

QUALIFYING - SECTOR ANALYSIS

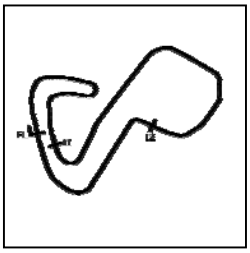

SECTOR 1 = FL to I1, SECTOR 2 = I1 to I2, SECTOR 3 = I2 to FL, DIFF = Difference To Personal Best Lap, P = Crossed Finish Line in Pit Lane, D = Time Disallowed

P30 24 R Mark REYNOLDS Yamaha -

IDEAL LAP TIME : 1:58.705 BEST LAP TIME : 1:58.913 DIFFERENCE : 0.208

LAP	SECTOR 1	SECTOR 2	SECTOR 3	LAP TIME	MPH	DIFF	TIME OF DAY
1 -	43.897	58.837	28.287	2:11.021	66.85	12.108	10:16:09.485
2 -	40.126	55.727	***27.095***	2:02.948	71.24	4.035	10:18:12.433
3 -	39.407	***53.511***	27.418	2:00.336 **(2)**	72.79	1.423	10:20:12.769
4 -	***38.099***	53.666	27.148	***1:58.913*** **(1)**	***73.66***		***10:22:11.682***
5 -	38.999	54.189	27.565	2:00.753 **(3)**	72.54	1.840	10:24:12.435

P31 130 R Fraser GRINSTEAD Suzuki - TRAPDOOR RACING

IDEAL LAP TIME : 2:07.574 BEST LAP TIME : 2:08.245 DIFFERENCE : 0.671

LAP	SECTOR 1	SECTOR 2	SECTOR 3	LAP TIME	MPH	DIFF	TIME OF DAY
1 -	45.329	1:00.438	29.563	2:15.330 **(2)**	64.72	7.085	10:16:09.402
2 -	46.693		IN PIT	4:06.967 **P**	35.46	1:58.722	10:20:16.369
3 -	OUTLAP	***57.596***	***28.398***	2:15.974	64.42	7.729	10:22:32.343
4 -	***41.580***	57.619	29.046	***2:08.245*** **(1)**	***68.30***		***10:24:40.588***

Weather / Track : Sunny / Dry

Brands Hatch GP
Circuit Length = 2.4332 miles
Start: 10:11 Flag 10:24 End: 10:26

BMCRC - MRO Championships 2018 - Rnd 6 @ Brands Hatch GP

BMCRC Thunderbike Extreme

QUALIFYING - BEST SECTORS

	SECTOR 1			SECTOR 2			SECTOR 3			IDEAL / BEST COMPARISON					
POS	NO	NAME	TIME	NO	NAME	TIME	NO	NAME	TIME	POS	NO	NAME	IDEAL	BEST	DIFF
												PERFECT LAP	1:37.136		
1	76	BYARD	31.796	76	BYARD	42.786	76	BYARD	22.554	1	76	BYARD	1:37.136	1:37.136	0.000
2	77	MAY	32.127	64	CHAMBERLAIN	43.355	64	CHAMBERLAIN	22.673	2	64	CHAMBERLAIN	1:38.284	1:38.284	0.000
3	64	CHAMBERLAIN	32.256	42	WOOD	43.775	44	DAVIES	22.829	3	77	MAY	1:39.336	1:39.488	0.152
4	41	ABRAHAM	32.644	44	DAVIES	44.007	54	SAUNDERS	22.874	4	42	WOOD	1:39.727	1:40.142	0.415
5	42	WOOD	32.935	77	MAY	44.085	42	WOOD	23.017	5	41	ABRAHAM	1:40.020	1:40.067	0.047
6	22	DOOLAN	32.958	3	BELENKIN	44.105	69	RUSSO	23.023	6	44	DAVIES	1:40.358	1:40.484	0.126
7	43	WILLSHER	33.107	41	ABRAHAM	44.252	3	BELENKIN	23.049	7	54	SAUNDERS	1:40.403	1:40.403	0.000
8	54	SAUNDERS	33.194	54	SAUNDERS	44.335	77	MAY	23.124	8	3	BELENKIN	1:40.593	1:40.952	0.359
9	117	STAGG	33.433	51	HOGARTH	44.931	41	ABRAHAM	23.124	9	22	DOOLAN	1:41.481	1:41.688	0.207
10	3	BELENKIN	33.439	69	RUSSO	44.967	117	STAGG	23.129	10	43	WILLSHER	1:41.605	1:41.653	0.048
11	44	DAVIES	33.522	43	WILLSHER	44.983	16	WREN	23.291	11	117	STAGG	1:41.738	1:42.073	0.335
12	114	MARTIN	33.757	22	DOOLAN	45.117	85	TUCKER	23.300	12	69	RUSSO	1:41.762	1:41.796	0.034
13	69	RUSSO	33.772	117	STAGG	45.176	22	DOOLAN	23.406	13	51	HOGARTH	1:42.832	1:42.953	0.121
14	51	HOGARTH	34.078	85	TUCKER	45.303	43	WILLSHER	23.515	14	85	TUCKER	1:42.905	1:43.519	0.614
15	15	KILLWORTH	34.097	82	HINNELLS	45.371	82	HINNELLS	23.610	15	114	MARTIN	1:43.000	1:43.031	0.031
16	82	HINNELLS	34.171	16	WREN	45.379	15	KILLWORTH	23.626	16	82	HINNELLS	1:43.152	1:43.152	0.000
17	85	TUCKER	34.302	114	MARTIN	45.478	114	MARTIN	23.765	17	15	KILLWORTH	1:43.631	1:43.631	0.000
18	96	SIM	34.467	35	HARVEY	45.771	51	HOGARTH	23.823	18	16	WREN	1:43.690	1:44.009	0.319
19	37	MARSH	34.684	15	KILLWORTH	45.908	35	HARVEY	24.242	19	35	HARVEY	1:45.603	1:46.016	0.413
20	228	EMERSON	34.705	37	MARSH	46.485	141	ROBINSON	24.412	20	37	MARSH	1:45.792	1:45.831	0.039
21	131	EDMONDSON	34.730	141	ROBINSON	46.931	37	MARSH	24.623	21	96	SIM	1:46.614	1:46.696	0.082
22	99	BREEN	34.866	99	BREEN	47.160	33	WRIGHT	24.670	22	141	ROBINSON	1:46.694	1:47.061	0.367
23	16	WREN	35.020	33	WRIGHT	47.258	228	EMERSON	24.680	23	228	EMERSON	1:46.800	1:47.300	0.500
24	141	ROBINSON	35.351	131	EDMONDSON	47.309	96	SIM	24.716	24	99	BREEN	1:46.811	1:46.811	0.000
25	35	HARVEY	35.590	228	EMERSON	47.415	99	BREEN	24.785	25	131	EDMONDSON	1:47.032	1:47.032	0.000
26	33	WRIGHT	35.839	96	SIM	47.431	131	EDMONDSON	24.993	26	33	WRIGHT	1:47.767	1:47.802	0.035
27	143	BARFORD	36.931	143	BARFORD	50.146	143	BARFORD	26.400	27	143	BARFORD	1:53.477	1:53.650	0.173
28	24	REYNOLDS	38.099	46	DRAPER	51.712	21	BRENNAN	26.445	28	21	BRENNAN	1:56.547	1:56.699	0.152
29	21	BRENNAN	38.256	21	BRENNAN	51.846	46	DRAPER	26.973	29	46	DRAPER	1:57.030	1:57.030	0.000
30	46	DRAPER	38.345	24	REYNOLDS	53.511	24	REYNOLDS	27.095	30	24	REYNOLDS	1:58.705	1:58.913	0.208
31	130	GRINSTEAD	41.580	130	GRINSTEAD	57.596	130	GRINSTEAD	28.398	31	130	GRINSTEAD	2:07.574	2:08.245	0.671
32	18	ALBON	1:02.738				18	ALBON	37.384						

Weather / Track : Sunny / Dry

Brands Hatch GP
Circuit Length = 2.4332 miles
Start: 10:11 Flag 10:24 End: 10:26

Results can be found at www.tsl-timing.com

Printed - 10:26 Saturday, 07 July 2018

BMCRC - MRO Championships 2018 - Rnd 6 @ Brands Hatch GP

BMCRC Thunderbike Extreme

RACE 4 - GRID (6 Laps)

ROW 12	36		35		34	166 James CASWELL		
ROW 11	33	10 Alexandru TRAXLER	32	18 Stuart ALBON	31	130 Fraser GRINSTEAD	2:08.245	
ROW 10	30	24 Mark REYNOLDS	1:58.913	29	46 Adrian DRAPER	1:57.030	28	21 Danny BRENNAN	1:56.699
ROW 9	27	143 Daniel BARFORD	1:53.650	26	33 Greg WRIGHT	1:47.802	25	228 Clive EMERSON	1:47.300
ROW 8	24	141 Matthew ROBINSON	1:47.061	23	131 Doug EDMONDSON	1:47.032	22	99 Robert BREEN	1:46.811
ROW 7	21	96 Jack SIM	1:46.696	20	35 Stephen HARVEY	1:46.016	19	37 Robert MARSH	1:45.831
ROW 6	18	16 Matthew WREN	1:44.009	17	15 Stacey KILLWORTH	1:43.631	16	85 Carl TUCKER	1:43.519
ROW 5	15	82 Matt HINNELLS	1:43.152	14	114 Ricky MARTIN	1:43.031	13	51 Michael HOGARTH	1:42.953
ROW 4	12	117 Raymond STAGG	1:42.073	11	69 Tony RUSSO	1:41.796	10	22 Ben DOOLAN	1:41.688
ROW 3	9	43 Richard WILLSHER	1:41.653	8	3 Phil BELENKIN	1:40.952	7	44 Denzil DAVIES	1:40.484
ROW 2	6	54 Andrew SAUNDERS	1:40.403	5	42 Alan WOOD	1:40.142	4	41 David ABRAHAM	1:40.067
ROW 1	3	77 David MAY	1:39.488	2	64 Barry CHAMBERLAIN	1:38.284	1	76 Jason BYARD	1:37.136

Pole

Brands Hatch GP
Circuit Length = 2.4332 miles

These results are provisional until the conclusion of any judicial and technical matters.

Clerk Of Course :		Timekeeper :

Results can be found at www.tsl-timing.com

Printed - 10:27 Saturday, 07 July 2018

BMCRC - MRO Championships 2018 - Rnd 6 @ Brands Hatch GP

BMCRC Thunderbike Extreme

RACE 4 - CLASSIFICATION

POS	NO	CL	PIC	NAME	ENTRY	LAPS	TIME	GAP	DIFF	MPH	BEST	ON
1	76		1	Jason BYARD	Suzuki - May Construction	6	9:42.159			90.28	1:35.748	5
2	42		2	Alan WOOD	Suzuki - J.Clubb Aggregates & Concrete	6	9:47.670	5.511	5.511	89.43	1:36.180	3
3	64		3	Barry CHAMBERLAIN	Suzuki - Airsys.co.uk	6	9:47.729	5.570	0.059	89.42	1:36.475	4
4	41		4	David ABRAHAM	Aprilia - Cambridge Motorcycles	6	9:48.078	5.919	0.349	89.37	1:36.278	2
5	77		5	David MAY	Suzuki - ELP Racing	6	9:49.801	7.642	1.723	89.11	1:36.611	6
6	54		6	Andrew SAUNDERS	Suzuki - Icon Racing	6	9:56.938	14.779	7.137	88.04	1:38.032	5
7	82		7	Matt HINNELLS	Aprilia - Bears repairs/Jamie Vale Carpentry	6	9:59.401	17.242	2.463	87.68	1:38.267	5
8	3		8	Phil BELENKIN	Suzuki -	6	9:59.892	17.733	0.491	87.61	1:37.243	6
9	44		9	Denzil DAVIES	Suzuki - Advanced Mouldings Ltd	6	10:04.159	22.000	4.267	86.99	1:38.262	5
10	22		10	Ben DOOLAN	Yamaha - my wallet	6	10:06.277	24.118	2.118	86.69	1:38.619	6
11	69		11	Tony RUSSO	Suzuki - Titan Elevators	6	10:09.345	27.186	3.068	86.25	1:38.766	5
12	117		12	Raymond STAGG	Suzuki -	6	10:09.382	27.223	0.037	86.24	1:39.247	5
13	85		13	Carl TUCKER	Aprilia - Kenny Wilson Racing	6	10:10.025	27.866	0.643	86.15	1:40.227	2
14	114		14	Ricky MARTIN	Suzuki - T.B.R Performance	6	10:10.610	28.451	0.585	86.07	1:39.942	2
15	43 *		15	Richard WILLSHER	Yamaha - Willsher Plant	6	10:14.758	32.599	4.148	85.49	1:38.742	6
16	131		16	Doug EDMONDSON	Yamaha - Anyone want to lend me a bike for the Cla	6	10:18.764	36.605	4.006	84.94	1:39.929	6
17	96		17	Jack SIM	Yamaha -	6	10:20.523	38.364	1.759	84.70	1:41.675	2
18	51		18	Michael HOGARTH	Honda - WHR Racing	6	10:21.000	38.841	0.477	84.63	1:41.294	5
19	37		19	Robert MARSH	Kawasaki -	6	10:27.246	45.087	6.246	83.79	1:41.777	3
20	228		20	Clive EMERSON	Honda -	6	10:29.280	47.121	2.034	83.52	1:42.099	3
21	99	R	1	Robert BREEN	Suzuki - Traxden Motorcycles	6	10:33.154	50.995	3.874	83.01	1:43.583	2
22	141		21	Matthew ROBINSON	Suzuki - Prism developments	6	10:33.922	51.763	0.768	82.91	1:43.219	6
23	46		22	Adrian DRAPER	Suzuki - droopy racing uk	6	11:12.390	1:30.231	38.468	78.16	1:49.753	2
24	21		23	Danny BRENNAN	Aprilia - Greenplantuk	6	11:31.793	1:49.634	19.403	75.97	1:53.147	6
25	24	R	2	Mark REYNOLDS	Yamaha -	5	9:43.518	1 Lap	1 Lap	75.06	1:53.653	4
26	143		24	Daniel BARFORD	Suzuki - Shawell Tuning	5	9:44.071	1 Lap	0.553	74.98	1:54.268	5
27	130	R	3	Fraser GRINSTEAD	Suzuki - TRAPDOOR RACING	5	10:14.625	1 Lap	30.554	71.26	2:00.793	5
28	18	R	4	Stuart ALBON	Suzuki -	5	11:48.354	1 Lap	1:33.729	61.83	2:15.072	5
					NOT CLASSIFIED							
DNF	15			Stacey KILLWORTH	Honda - BK/Everns	5	8:32.374	1 Lap		85.48	1:40.366	4
DNF	16			Matthew WREN	Suzuki - Broken Matt	5	8:38.824	1 Lap	6.450	84.42	1:41.340	2
DNF	35	R		Stephen HARVEY	Yamaha -	2	3:39.697	4 Laps	3 Laps	79.74	1:46.134	2
DNF	33			Greg WRIGHT	Ducati - Neos-IT	2	3:39.761	4 Laps	0.064	79.72	1:44.682	2

FASTEST LAP

76		Jason BYARD	Suzuki - May Construction	5	1:35.748	91.48 mph	147.23 kph
99	R	Robert BREEN	Suzuki - Traxden Motorcycles	2	1:43.583	84.56 mph	136.09 kph

*** No. 43 - 10 second penalty - jump start**
Class - 92.5% of Race Speed = 83.50 mph
Class R - 92.5% of Race Speed = 76.78 mph

Brands Hatch GP
Circuit Length = 2.4332 miles
Start: 13:08 Flag 13:18 End: 13:20

Weather / Track : Sunny / Dry
These results are provisional until the conclusion of any judicial and technical matters.

Clerk Of Course :		Timekeeper :

Results can be found at www.tsl-timing.com

Printed - 13:24 Saturday, 07 July 2018

BMCRC - MRO Championships 2018 - Rnd 6 @ Brands Hatch GP

BMCRC Thunderbike Extreme

RACE 4 - LAP CHART

LAP 1 @ 13:10:35.793

NO	BEHIND	LAP TIME
76		1:41.219
64	0.513	1:41.732
41	1.487	1:42.706
42	1.783	1:43.002
77	2.258	1:43.477
54	2.992	1:44.211
3	4.201	1:45.420
44	4.762	1:45.981
22	5.240	1:46.459
82	5.668	1:46.887
85	5.863	1:47.082
43	6.039	1:47.258
117	6.681	1:47.900
114	7.456	1:48.675
15	8.034	1:49.253
96	8.478	1:49.697
69	8.529	1:49.748
16	9.051	1:50.270
51	9.636	1:50.855
131	10.410	1:51.629
228	10.655	1:51.874
99	11.356	1:52.575
37	11.514	1:52.733
35	12.344	1:53.563
141	12.684	1:53.903
33	13.860	1:55.079
46	17.256	1:58.475
21	18.277	1:59.496
143	20.463	2:01.682
24	21.624	2:02.843
130	26.997	2:08.216
18	55.094	2:36.313

LAP 2 @ 13:12:11.885

NO	BEHIND	LAP TIME
76		1:36.092
64	1.173	1:36.752
41	1.673	1:36.278
42	2.644	1:36.953
77	3.137	1:36.971
54	6.475	1:39.575
3	7.153	1:39.044
44	8.225	1:39.555
82	8.343	1:38.767
43	8.976	1:39.029
22	9.754	1:40.606
85	9.998	1:40.227
117	10.548	1:39.959
114	11.306	1:39.942
15	12.812	1:40.870
69	13.974	1:41.537
96	14.061	1:41.675
16	14.299	1:41.340
51	15.882	1:42.338
131	16.156	1:41.838
228	17.007	1:42.444
99	18.847	1:43.583
37	18.921	1:43.499
141	20.837	1:44.245
35	22.386	1:46.134
33	22.450	1:44.682
46	30.917	1:49.753
21	36.135	1:53.950
24	39.763	1:54.231
143	41.251	1:56.880
130	52.236	2:01.331

LAP 3 @ 13:13:48.836

NO	BEHIND	LAP TIME
76		1:36.951
64	1.384	1:37.162
41	1.698	1:36.976
42	1.873	1:36.180
18	1 Lap	2:21.075
77	3.674	1:37.488
54	7.823	1:38.299
3	9.627	1:39.425
82	9.815	1:38.423
43	11.974	1:39.949
44	12.793	1:41.519
22	13.271	1:40.468
85	13.503	1:40.456
117	14.182	1:40.585
114	15.158	1:40.803
15	16.248	1:40.387
69	16.339	1:39.316
96	19.160	1:42.050
16	19.183	1:41.835
51	20.799	1:41.868
131	21.055	1:41.850
228	22.155	1:42.099
37	23.747	1:41.777
99	26.188	1:44.292
141	28.021	1:44.135
46	46.289	1:52.323
21	55.791	1:56.607
143	1:00.604	1:56.304
24	1:01.396	1:58.584
130	1:18.201	2:02.916

LAP 4 @ 13:15:24.779

NO	BEHIND	LAP TIME
76		1:35.943
64	1.916	1:36.475
41	2.226	1:36.471
42	2.985	1:37.055
77	5.499	1:37.768
54	10.258	1:38.378
3	12.541	1:38.857
82	12.572	1:38.700
44	16.820	1:39.970
43	16.845	1:40.814
22	17.758	1:40.430
85	18.590	1:41.030
117	18.661	1:40.422
114	19.500	1:40.285
69	20.016	1:39.620
15	20.671	1:40.366
96	25.703	1:42.486
16	25.740	1:42.500
131	26.457	1:41.345
51	27.969	1:43.113
228	30.831	1:44.619
37	31.305	1:43.501
99	34.656	1:44.411
141	36.986	1:44.908
18	1 Lap	2:17.809
46	1:01.136	1:50.790
21	1:14.842	1:54.994
24	1:19.106	1:53.653
143	1:19.598	1:54.937

LAP 5 @ 13:17:00.527

NO	BEHIND	LAP TIME
76		1:35.748
64	3.649	1:37.481
41	3.754	1:37.276
42	3.810	1:36.573
77	7.237	1:37.486
130	1 Lap	2:01.369
54	12.542	1:38.032
82	15.091	1:38.267
3	16.696	1:39.903
44	19.334	1:38.262
43	20.063	1:38.966
22	21.705	1:39.695
117	22.160	1:39.247
69	23.034	1:38.766
85	23.557	1:40.715
114	24.144	1:40.392
15	26.421	1:41.498
96	32.721	1:42.766
16	32.871	1:42.879
131	32.882	1:42.173
51	33.515	1:41.294
37	37.759	1:42.202
228	38.262	1:43.179
99	42.574	1:43.666
141	44.750	1:43.512
46	1:16.455	1:51.067
18	1 Lap	2:18.085
21	1:32.693	1:53.599

LAP 6 @ 13:18:36.733

NO	BEHIND	LAP TIME
76		1:36.206
24	1 Lap	1:54.207
143	1 Lap	1:54.268
42	5.511	1:37.907
64	5.570	1:38.127
41	5.919	1:38.371
77	7.642	1:36.611
54	14.779	1:38.443
82	17.242	1:38.357
3	17.733	1:37.243
44	22.000	1:38.872
43	22.599	1:38.742
22	24.118	1:38.619
69	27.186	1:40.358
117	27.223	1:41.269
85	27.866	1:40.515
114	28.451	1:40.513
130	1 Lap	2:00.793
131	36.605	1:39.929
96	38.364	1:41.849
51	38.841	1:41.532
37	45.087	1:43.534
228	47.121	1:45.065
99	50.995	1:44.627
141	51.763	1:43.219
46	1:30.231	1:49.982
21	1:49.634	1:53.147
18	1 Lap	2:15.072

Weather / Track : Sunny / Dry

Brands Hatch GP
Circuit Length = 2.4332 miles
Start: 13:08 Flag 13:18 End: 13:20

BMCRC - MRO Championships 2018 - Rnd 6 @ Brands Hatch GP

BMCRC Thunderbike Extreme

RACE 4 - SECTOR ANALYSIS

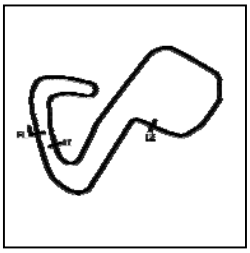

SECTOR 1 = FL to I1, SECTOR 2 = I1 to I2, SECTOR 3 = I2 to FL, DIFF = Difference To Personal Best Lap, P = Crossed Finish Line in Pit Lane, D = Time Disallowed

P1 76 Jason BYARD Suzuki - May Construction

IDEAL LAP TIME : 1:35.147 BEST LAP TIME : 1:35.748 DIFFERENCE : 0.601

LAP	SECTOR 1	SECTOR 2	SECTOR 3	LAP TIME	MPH	DIFF	TIME OF DAY
1 -		42.809	22.528	1:41.219	86.54	5.471	13:10:35.793
2 -	30.685	42.905	22.502	1:36.092 (3)	91.16	0.344	13:12:11.885
3 -	31.008	43.046	22.897	1:36.951	90.35	1.203	13:13:48.836
4 -	31.291	42.382	***22.270***	1:35.943 (2)	91.30	0.195	13:15:24.779
5 -	***30.591***	42.688	22.469	***1:35.748 (1)***	***91.48***		***13:17:00.527***
6 -	30.636	***42.286***	23.284	1:36.206	91.05	0.458	13:18:36.733

P2 42 Alan WOOD Suzuki - J.Clubb Aggregates & Concrete

IDEAL LAP TIME : 1:35.915 BEST LAP TIME : 1:36.180 DIFFERENCE : 0.265

LAP	SECTOR 1	SECTOR 2	SECTOR 3	LAP TIME	MPH	DIFF	TIME OF DAY
1 -		43.337	22.676	1:43.002	85.04	6.822	13:10:37.576
2 -	31.428	42.949	22.576	1:36.953 (3)	90.35	0.773	13:12:14.529
3 -	***31.023***	42.658	22.499	***1:36.180 (1)***	***91.07***		***13:13:50.709***
4 -	31.472	43.227	***22.356***	1:37.055	90.25	0.875	13:15:27.764
5 -	31.169	***42.536***	22.868	1:36.573 (2)	90.70	0.393	13:17:04.337
6 -	31.785	43.608	22.514	1:37.907	89.47	1.727	13:18:42.244

P3 64 Barry CHAMBERLAIN Suzuki - Airsys.co.uk

IDEAL LAP TIME : 1:36.215 BEST LAP TIME : 1:36.475 DIFFERENCE : 0.260

LAP	SECTOR 1	SECTOR 2	SECTOR 3	LAP TIME	MPH	DIFF	TIME OF DAY
1 -		42.979	***22.520***	1:41.732	86.10	5.257	13:10:36.306
2 -	***30.853***	43.206	22.693	1:36.752 (2)	90.53	0.277	13:12:13.058
3 -	31.087	43.145	22.930	1:37.162 (3)	90.15	0.687	13:13:50.220
4 -	30.960	***42.842***	22.673	***1:36.475 (1)***	***90.79***		***13:15:26.695***
5 -	31.118	43.105	23.258	1:37.481	89.86	1.006	13:17:04.176
6 -	31.460	43.765	22.902	1:38.127	89.27	1.652	13:18:42.303

P4 41 David ABRAHAM Aprilia - Cambridge Motorcycles

IDEAL LAP TIME : 1:36.014 BEST LAP TIME : 1:36.278 DIFFERENCE : 0.264

LAP	SECTOR 1	SECTOR 2	SECTOR 3	LAP TIME	MPH	DIFF	TIME OF DAY
1 -		43.546	***22.595***	1:42.706	85.29	6.428	13:10:37.280
2 -	***30.700***	42.825	22.753	***1:36.278 (1)***	***90.98***		***13:12:13.558***
3 -	30.901	43.065	23.010	1:36.976 (3)	90.33	0.698	13:13:50.534
4 -	30.963	***42.719***	22.789	1:36.471 (2)	90.80	0.193	13:15:27.005
5 -	30.960	43.243	23.073	1:37.276	90.05	0.998	13:17:04.281
6 -	31.506	43.782	23.083	1:38.371	89.04	2.093	13:18:42.652

P5 77 David MAY Suzuki - ELP Racing

IDEAL LAP TIME : 1:36.550 BEST LAP TIME : 1:36.611 DIFFERENCE : 0.061

LAP	SECTOR 1	SECTOR 2	SECTOR 3	LAP TIME	MPH	DIFF	TIME OF DAY
1 -		43.440	***22.733***	1:43.477	84.65	6.866	13:10:38.051
2 -	31.231	42.969	22.771	1:36.971 (2)	90.33	0.360	13:12:15.022
3 -	31.170	43.134	23.184	1:37.488	89.85	0.877	13:13:52.510
4 -	31.931	43.022	22.815	1:37.768	89.59	1.157	13:15:30.278
5 -	31.205	43.178	23.103	1:37.486 (3)	89.85	0.875	13:17:07.764
6 -	***31.003***	***42.814***	22.794	***1:36.611 (1)***	***90.67***		***13:18:44.375***

P6 54 Andrew SAUNDERS Suzuki - Icon Racing

IDEAL LAP TIME : 1:37.531 BEST LAP TIME : 1:38.032 DIFFERENCE : 0.501

LAP	SECTOR 1	SECTOR 2	SECTOR 3	LAP TIME	MPH	DIFF	TIME OF DAY
1 -		43.797	22.872	1:44.211	84.05	6.179	13:10:38.785
2 -	32.044	44.421	23.110	1:39.575	87.97	1.543	13:12:18.360
3 -	31.777	43.668	22.854	1:38.299 (2)	89.11	0.267	13:13:56.659
4 -	32.120	***43.483***	22.775	1:38.378 (3)	89.04	0.346	13:15:35.037
5 -	***31.399***	43.579	23.054	***1:38.032 (1)***	***89.35***		***13:17:13.069***

Weather / Track : Sunny / Dry

Brands Hatch GP
Circuit Length = 2.4332 miles
Start: 13:08 Flag 13:18 End: 13:20

BMCRC - MRO Championships 2018 - Rnd 6 @ Brands Hatch GP

BMCRC Thunderbike Extreme

RACE 4 - SECTOR ANALYSIS

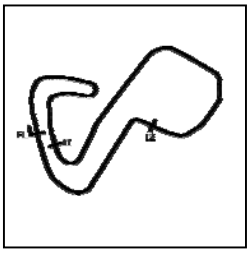

SECTOR 1 = FL to I1, SECTOR 2 = I1 to I2, SECTOR 3 = I2 to FL, DIFF = Difference To Personal Best Lap, P = Crossed Finish Line in Pit Lane, D = Time Disallowed

6 -	31.880	43.914	***22.649***	1:38.443	88.98	0.411	13:18:51.512

P7 82 Matt HINNELLS Aprilia - Bears repairs/Jamie Vale Carpentry

IDEAL LAP TIME : 1:37.463 BEST LAP TIME : 1:38.267 DIFFERENCE : 0.804

LAP	SECTOR 1	SECTOR 2	SECTOR 3	LAP TIME	MPH	DIFF	TIME OF DAY
1 -		44.364	23.272	1:46.887	81.95	8.620	13:10:41.461
2 -	32.119	43.564	23.084	1:38.767	88.69	0.500	13:12:20.228
3 -	32.257	43.278	22.888	1:38.423 **(3)**	89.00	0.156	13:13:58.651
4 -	32.217	43.483	23.000	1:38.700	88.75	0.433	13:15:37.351
5 -	31.765	***43.153***	23.349	***1:38.267*** **(1)**	***89.14***		***13:17:15.618***
6 -	***31.533***	44.047	***22.777***	1:38.357 **(2)**	89.06	0.090	13:18:53.975

P8 3 Phil BELENKIN Suzuki -

IDEAL LAP TIME : 1:37.243 BEST LAP TIME : 1:37.243 DIFFERENCE : 0.000

LAP	SECTOR 1	SECTOR 2	SECTOR 3	LAP TIME	MPH	DIFF	TIME OF DAY
1 -		44.343	23.090	1:45.420	83.09	8.177	13:10:39.994
2 -	31.913	43.879	23.252	1:39.044 **(3)**	88.44	1.801	13:12:19.038
3 -	32.096	44.109	23.220	1:39.425	88.10	2.182	13:13:58.463
4 -	32.077	43.681	23.099	1:38.857 **(2)**	88.61	1.614	13:15:37.320
5 -	31.577	43.387	24.939	1:39.903	87.68	2.660	13:17:17.223
6 -	***31.438***	***42.986***	***22.819***	***1:37.243*** **(1)**	***90.08***		***13:18:54.466***

P9 44 Denzil DAVIES Suzuki - Advanced Mouldings Ltd

IDEAL LAP TIME : 1:37.644 BEST LAP TIME : 1:38.262 DIFFERENCE : 0.618

LAP	SECTOR 1	SECTOR 2	SECTOR 3	LAP TIME	MPH	DIFF	TIME OF DAY
1 -		44.519	23.286	1:45.981	82.65	7.719	13:10:40.555
2 -	32.208	43.890	23.457	1:39.555 **(3)**	87.98	1.293	13:12:20.110
3 -	34.124	44.275	23.120	1:41.519	86.28	3.257	13:14:01.629
4 -	32.749	43.950	23.271	1:39.970	87.62	1.708	13:15:41.599
5 -	32.023	***43.401***	***22.838***	***1:38.262*** **(1)**	***89.14***		***13:17:19.861***
6 -	***31.405***	44.384	23.083	1:38.872 **(2)**	88.59	0.610	13:18:58.733

P10 22 Ben DOOLAN Yamaha - my wallet

IDEAL LAP TIME : 1:38.558 BEST LAP TIME : 1:38.619 DIFFERENCE : 0.061

LAP	SECTOR 1	SECTOR 2	SECTOR 3	LAP TIME	MPH	DIFF	TIME OF DAY
1 -		44.429	23.134	1:46.459	82.28	7.840	13:10:41.033
2 -	32.276	45.043	23.287	1:40.606	87.07	1.987	13:12:21.639
3 -	32.275	44.851	23.342	1:40.468	87.19	1.849	13:14:02.107
4 -	32.787	44.518	***23.125***	1:40.430 **(3)**	87.22	1.811	13:15:42.537
5 -	31.995	44.319	23.381	1:39.695 **(2)**	87.86	1.076	13:17:22.232
6 -	***31.446***	***43.987***	23.186	***1:38.619*** **(1)**	***88.82***		***13:19:00.851***

P11 69 Tony RUSSO Suzuki - Titan Elevators

IDEAL LAP TIME : 1:38.610 BEST LAP TIME : 1:38.766 DIFFERENCE : 0.156

LAP	SECTOR 1	SECTOR 2	SECTOR 3	LAP TIME	MPH	DIFF	TIME OF DAY
1 -		45.826	23.506	1:49.748	79.81	10.982	13:10:44.322
2 -	32.799	45.358	23.380	1:41.537	86.27	2.771	13:12:25.859
3 -	32.300	44.058	22.958	1:39.316 **(2)**	88.20	0.550	13:14:05.175
4 -	32.668	44.089	***22.863***	1:39.620 **(3)**	87.93	0.854	13:15:44.795
5 -	31.832	***44.001***	22.933	***1:38.766*** **(1)**	***88.69***		***13:17:23.561***
6 -	***31.746***	45.064	23.548	1:40.358	87.28	1.592	13:19:03.919

P12 117 Raymond STAGG Suzuki -

IDEAL LAP TIME : 1:39.082 BEST LAP TIME : 1:39.247 DIFFERENCE : 0.165

LAP	SECTOR 1	SECTOR 2	SECTOR 3	LAP TIME	MPH	DIFF	TIME OF DAY
1 -		45.005	***23.066***	1:47.900	81.18	8.653	13:10:42.474
2 -	32.339	44.415	23.205	1:39.959 **(2)**	87.63	0.712	13:12:22.433
3 -	32.277	44.981	23.327	1:40.585	87.08	1.338	13:14:03.018

Weather / Track : Sunny / Dry

Brands Hatch GP
Circuit Length = 2.4332 miles
Start: 13:08 Flag 13:18 End: 13:20

BMCRC - MRO Championships 2018 - Rnd 6 @ Brands Hatch GP

BMCRC Thunderbike Extreme

RACE 4 - SECTOR ANALYSIS

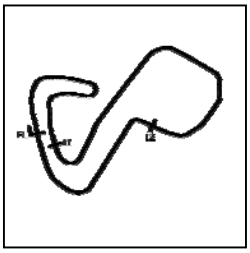

SECTOR 1 = FL to I1, SECTOR 2 = I1 to I2, SECTOR 3 = I2 to FL, DIFF = Difference To Personal Best Lap, P = Crossed Finish Line in Pit Lane, D = Time Disallowed

4 -	32.752	44.416	23.254	1:40.422	(3)	87.23	1.175	13:15:43.440
5 -	***32.029***	***43.987***	23.231	***1:39.247***	**(1)**	***88.26***		***13:17:22.687***
6 -	32.155	45.277	23.837	1:41.269		86.50	2.022	13:19:03.956

P13 85 Carl TUCKER Aprilia - Kenny Wilson Racing

IDEAL LAP TIME : 1:39.414 BEST LAP TIME : 1:40.227 DIFFERENCE : 0.813

LAP	SECTOR 1	SECTOR 2	SECTOR 3	LAP TIME		MPH	DIFF	TIME OF DAY
1 -		44.603	23.447	1:47.082		81.80	6.855	13:10:41.656
2 -	32.372	44.751	***23.104***	***1:40.227***	**(1)**	***87.40***		***13:12:21.883***
3 -	32.619	44.595	23.242	1:40.456	**(2)**	87.20	0.229	13:14:02.339
4 -	32.537	45.125	23.368	1:41.030		86.70	0.803	13:15:43.369
5 -	32.662	***44.331***	23.722	1:40.715		86.97	0.488	13:17:24.084
6 -	***31.979***	45.189	23.347	1:40.515	**(3)**	87.14	0.288	13:19:04.599

P14 114 Ricky MARTIN Suzuki - T.B.R Performance

IDEAL LAP TIME : 1:39.602 BEST LAP TIME : 1:39.942 DIFFERENCE : 0.340

LAP	SECTOR 1	SECTOR 2	SECTOR 3	LAP TIME		MPH	DIFF	TIME OF DAY
1 -		45.237	23.727	1:48.675		80.60	8.733	13:10:43.249
2 -	31.956	44.409	***23.577***	***1:39.942***	**(1)**	***87.64***		***13:12:23.191***
3 -	31.897	45.076	23.830	1:40.803		86.90	0.861	13:14:03.994
4 -	31.986	***44.336***	23.963	1:40.285	**(2)**	87.34	0.343	13:15:44.279
5 -	31.967	44.833	23.592	1:40.392	**(3)**	87.25	0.450	13:17:24.671
6 -	***31.689***	45.059	23.765	1:40.513		87.15	0.571	13:19:05.184

P15 43 Richard WILLSHER Yamaha - Willsher Plant

IDEAL LAP TIME : 1:37.649 BEST LAP TIME : 1:38.742 DIFFERENCE : 1.093

LAP	SECTOR 1	SECTOR 2	SECTOR 3	LAP TIME		MPH	DIFF	TIME OF DAY
1 -		44.757	***23.042***	1:47.258		81.67	8.516	13:10:41.832
2 -	32.181	43.749	23.099	1:39.029	**(3)**	88.45	0.287	13:12:20.861
3 -	32.519	44.226	23.204	1:39.949		87.64	1.207	13:14:00.810
4 -	32.438	44.759	23.617	1:40.814		86.89	2.072	13:15:41.624
5 -	32.407	***43.365***	23.194	1:38.966	**(2)**	88.51	0.224	13:17:20.590
6 -	***31.242***	44.171	23.329	***1:38.742***	**(1)**	***88.71***		***13:18:59.332***

P16 131 Doug EDMONDSON Yamaha - Anyone want to lend me a bike for the Classic TT 201

IDEAL LAP TIME : 1:39.929 BEST LAP TIME : 1:39.929 DIFFERENCE : 0.000

LAP	SECTOR 1	SECTOR 2	SECTOR 3	LAP TIME		MPH	DIFF	TIME OF DAY
1 -		46.269	24.105	1:51.629		78.47	11.700	13:10:46.203
2 -	32.519	45.370	23.949	1:41.838	**(3)**	86.01	1.909	13:12:28.041
3 -	32.748	45.246	23.856	1:41.850		86.00	1.921	13:14:09.891
4 -	32.809	44.964	23.572	1:41.345	**(2)**	86.43	1.416	13:15:51.236
5 -	32.531	45.659	23.983	1:42.173		85.73	2.244	13:17:33.409
6 -	***32.354***	***44.464***	***23.111***	***1:39.929***	**(1)**	***87.66***		***13:19:13.338***

P17 96 Jack SIM Yamaha -

IDEAL LAP TIME : 1:41.372 BEST LAP TIME : 1:41.675 DIFFERENCE : 0.303

LAP	SECTOR 1	SECTOR 2	SECTOR 3	LAP TIME		MPH	DIFF	TIME OF DAY
1 -		45.562	23.748	1:49.697		79.85	8.022	13:10:44.271
2 -	***32.591***	45.398	***23.686***	***1:41.675***	**(1)**	***86.15***		***13:12:25.946***
3 -	32.700	45.513	23.837	1:42.050	**(3)**	85.83	0.375	13:14:07.996
4 -	32.906	45.620	23.960	1:42.486		85.47	0.811	13:15:50.482
5 -	33.028	45.709	24.029	1:42.766		85.24	1.091	13:17:33.248
6 -	32.775	***45.095***	23.979	1:41.849	**(2)**	86.00	0.174	13:19:15.097

P18 51 Michael HOGARTH Honda - WHR Racing

IDEAL LAP TIME : 1:40.884 BEST LAP TIME : 1:41.294 DIFFERENCE : 0.410

LAP	SECTOR 1	SECTOR 2	SECTOR 3	LAP TIME	MPH	DIFF	TIME OF DAY
1 -		46.038	24.007	1:50.855	79.02	9.561	13:10:45.429

Weather / Track : Sunny / Dry

Brands Hatch GP
Circuit Length = 2.4332 miles
Start: 13:08 Flag 13:18 End: 13:20

BMCRC - MRO Championships 2018 - Rnd 6 @ Brands Hatch GP

BMCRC Thunderbike Extreme

RACE 4 - SECTOR ANALYSIS

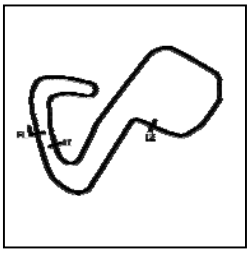

SECTOR 1 = FL to I1, SECTOR 2 = I1 to I2, SECTOR 3 = I2 to FL, DIFF = Difference To Personal Best Lap, P = Crossed Finish Line in Pit Lane, D = Time Disallowed

2 -	32.748	45.641	23.949	1:42.338		85.59	1.044	13:12:27.767
3 -	32.647	45.256	23.965	1:41.868	(3)	85.99	0.574	13:14:09.635
4 -	33.092	45.847	24.174	1:43.113		84.95	1.819	13:15:52.748
5 -	***32.484***	45.114	***23.696***	***1:41.294***	**(1)**	***86.47***		***13:17:34.042***
6 -	33.052	***44.704***	23.776	1:41.532	(2)	86.27	0.238	13:19:15.574

P19 37 Robert MARSH

Kawasaki -

IDEAL LAP TIME : 1:41.410 BEST LAP TIME : 1:41.777 DIFFERENCE : 0.367

LAP	SECTOR 1	SECTOR 2	SECTOR 3	LAP TIME		MPH	DIFF	TIME OF DAY
1 -		46.685	24.472	1:52.733		77.70	10.956	13:10:47.307
2 -	34.250	45.581	***23.668***	1:43.499	(3)	84.63	1.722	13:12:30.806
3 -	***32.656***	***45.086***	24.035	***1:41.777***	**(1)**	***86.06***		***13:14:12.583***
4 -	33.051	46.254	24.196	1:43.501		84.63	1.724	13:15:56.084
5 -	32.740	45.230	24.232	1:42.202	(2)	85.71	0.425	13:17:38.286
6 -	33.342	46.050	24.142	1:43.534		84.60	1.757	13:19:21.820

P20 228 Clive EMERSON

Honda -

IDEAL LAP TIME : 1:41.999 BEST LAP TIME : 1:42.099 DIFFERENCE : 0.100

LAP	SECTOR 1	SECTOR 2	SECTOR 3	LAP TIME		MPH	DIFF	TIME OF DAY
1 -		46.476	23.931	1:51.874		78.30	9.775	13:10:46.448
2 -	32.704	45.980	***23.760***	1:42.444	(2)	85.50	0.345	13:12:28.892
3 -	***32.593***	***45.646***	23.860	***1:42.099***	**(1)**	***85.79***		***13:14:10.991***
4 -	32.890	47.852	23.877	1:44.619		83.73	2.520	13:15:55.610
5 -	33.584	45.743	23.852	1:43.179	(3)	84.89	1.080	13:17:38.789
6 -	34.397	46.623	24.045	1:45.065		83.37	2.966	13:19:23.854

P21 99 R Robert BREEN

Suzuki - Traxden Motorcycles

IDEAL LAP TIME : 1:42.851 BEST LAP TIME : 1:43.583 DIFFERENCE : 0.732

LAP	SECTOR 1	SECTOR 2	SECTOR 3	LAP TIME		MPH	DIFF	TIME OF DAY
1 -		46.089	24.106	1:52.575		77.81	8.992	13:10:47.149
2 -	34.114	***45.363***	24.106	***1:43.583***	**(1)**	***84.56***		***13:12:30.732***
3 -	33.631	46.298	24.363	1:44.292	(3)	83.99	0.709	13:14:15.024
4 -	33.801	46.416	24.194	1:44.411		83.89	0.828	13:15:59.435
5 -	***33.563***	46.178	***23.925***	1:43.666	(2)	84.50	0.083	13:17:43.101
6 -	34.008	46.329	24.290	1:44.627		83.72	1.044	13:19:27.728

P22 141 Matthew ROBINSON

Suzuki - Prism developments

IDEAL LAP TIME : 1:43.219 BEST LAP TIME : 1:43.219 DIFFERENCE : 0.000

LAP	SECTOR 1	SECTOR 2	SECTOR 3	LAP TIME		MPH	DIFF	TIME OF DAY
1 -		47.666	24.084	1:53.903		76.90	10.684	13:10:48.477
2 -	34.128	46.254	23.863	1:44.245		84.03	1.026	13:12:32.722
3 -	33.464	46.611	24.060	1:44.135	(3)	84.12	0.916	13:14:16.857
4 -	33.998	47.011	23.899	1:44.908		83.50	1.689	13:16:01.765
5 -	33.321	46.239	23.952	1:43.512	(2)	84.62	0.293	13:17:45.277
6 -	***33.267***	***46.128***	***23.824***	***1:43.219***	**(1)**	***84.86***		***13:19:28.496***

P23 46 Adrian DRAPER

Suzuki - droopy racing uk

IDEAL LAP TIME : 1:48.805 BEST LAP TIME : 1:49.753 DIFFERENCE : 0.948

LAP	SECTOR 1	SECTOR 2	SECTOR 3	LAP TIME		MPH	DIFF	TIME OF DAY
1 -		49.185	26.076	1:58.475		73.93	8.722	13:10:53.049
2 -	35.581	***48.481***	25.691	***1:49.753***	**(1)**	***79.81***		***13:12:42.802***
3 -	37.105	49.787	***25.431***	1:52.323		77.98	2.570	13:14:35.125
4 -	36.018	48.990	25.782	1:50.790	(3)	79.06	1.037	13:16:25.915
5 -	***34.893***	50.329	25.845	1:51.067		78.86	1.314	13:18:16.982
6 -	35.410	48.604	25.968	1:49.982	(2)	79.64	0.229	13:20:06.964

Weather / Track : Sunny / Dry

Brands Hatch GP
Circuit Length = 2.4332 miles
Start: 13:08 Flag 13:18 End: 13:20

BMCRC - MRO Championships 2018 - Rnd 6 @ Brands Hatch GP

BMCRC Thunderbike Extreme

RACE 4 - SECTOR ANALYSIS

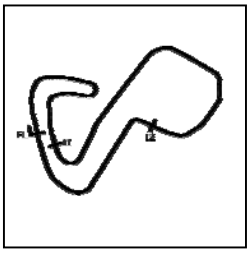

SECTOR 1 = FL to I1, SECTOR 2 = I1 to I2, SECTOR 3 = I2 to FL, DIFF = Difference To Personal Best Lap, P = Crossed Finish Line in Pit Lane, D = Time Disallowed

P24 21 Danny BRENNAN Aprilia - Greenplantuk

IDEAL LAP TIME : 1:51.465 BEST LAP TIME : 1:53.147 DIFFERENCE : 1.682

LAP	SECTOR 1	SECTOR 2	SECTOR 3	LAP TIME	MPH	DIFF	TIME OF DAY
1 -		***50.134***	25.654	1:59.496	73.30	6.349	13:10:54.070
2 -	36.087	51.447	26.416	1:53.950 **(3)**	76.87	0.803	13:12:48.020
3 -	37.572	52.644	26.391	1:56.607	75.12	3.460	13:14:44.627
4 -	36.978	52.153	25.863	1:54.994	76.17	1.847	13:16:39.621
5 -	***35.876***	51.887	25.836	1:53.599 **(2)**	77.11	0.452	13:18:33.220
6 -	36.429	51.263	***25.455***	***1:53.147*** **(1)**	***77.42***		***13:20:26.367***

P25 24 R Mark REYNOLDS Yamaha -

IDEAL LAP TIME : 1:53.238 BEST LAP TIME : 1:53.653 DIFFERENCE : 0.415

LAP	SECTOR 1	SECTOR 2	SECTOR 3	LAP TIME	MPH	DIFF	TIME OF DAY
1 -		51.847	26.678	2:02.843	71.30	9.190	13:10:57.417
2 -	36.777	***51.517***	***25.937***	1:54.231 **(3)**	76.68	0.578	13:12:51.648
3 -	39.807	52.149	26.628	1:58.584	73.87	4.931	13:14:50.232
4 -	***35.784***	51.836	26.033	***1:53.653*** **(1)**	***77.07***		***13:16:43.885***
5 -	36.065	51.595	26.547	1:54.207 **(2)**	76.70	0.554	13:18:38.092

P26 143 Daniel BARFORD Suzuki - Shawell Tuning

IDEAL LAP TIME : 1:53.748 BEST LAP TIME : 1:54.268 DIFFERENCE : 0.520

LAP	SECTOR 1	SECTOR 2	SECTOR 3	LAP TIME	MPH	DIFF	TIME OF DAY
1 -		51.561	26.659	2:01.682	71.98	7.414	13:10:56.256
2 -	38.652	51.585	26.643	1:56.880	74.94	2.612	13:12:53.136
3 -	38.002	51.415	26.887	1:56.304 **(3)**	75.31	2.036	13:14:49.440
4 -	37.757	50.942	***26.238***	1:54.937 **(2)**	76.21	0.669	13:16:44.377
5 -	***36.825***	***50.685***	26.758	***1:54.268*** **(1)**	***76.66***		***13:18:38.645***

P27 130 R Fraser GRINSTEAD Suzuki - TRAPDOOR RACING

IDEAL LAP TIME : 1:58.973 BEST LAP TIME : 2:00.793 DIFFERENCE : 1.820

LAP	SECTOR 1	SECTOR 2	SECTOR 3	LAP TIME	MPH	DIFF	TIME OF DAY
1 -		***53.648***	27.836	2:08.216	68.32	7.423	13:11:02.790
2 -	38.762	55.073	27.496	2:01.331 **(2)**	72.19	0.538	13:13:04.121
3 -	39.985	55.146	27.785	2:02.916	71.26	2.123	13:15:07.037
4 -	38.839	54.658	27.872	2:01.369 **(3)**	72.17	0.576	13:17:08.406
5 -	***37.920***	55.468	***27.405***	***2:00.793*** **(1)**	***72.51***		***13:19:09.199***

P28 18 R Stuart ALBON Suzuki -

IDEAL LAP TIME : 2:15.072 BEST LAP TIME : 2:15.072 DIFFERENCE : 0.000

LAP	SECTOR 1	SECTOR 2	SECTOR 3	LAP TIME	MPH	DIFF	TIME OF DAY
1 -		1:07.138	31.601	2:36.313	56.04	21.241	13:11:30.887
2 -	45.684	1:03.768	31.623	2:21.075	62.09	6.003	13:13:51.962
3 -	44.342	1:02.725	30.742	2:17.809 **(2)**	63.56	2.737	13:16:09.771
4 -	45.308	1:02.704	30.073	2:18.085 **(3)**	63.43	3.013	13:18:27.856
5 -	***44.104***	***1:01.624***	***29.344***	***2:15.072*** **(1)**	***64.85***		***13:20:42.928***

P29 15 Stacey KILLWORTH Honda - BK/Everns

IDEAL LAP TIME : 1:39.767 BEST LAP TIME : 1:40.366 DIFFERENCE : 0.599

LAP	SECTOR 1	SECTOR 2	SECTOR 3	LAP TIME	MPH	DIFF	TIME OF DAY
1 -		45.528	23.689	1:49.253	80.17	8.887	13:10:43.827
2 -	32.542	44.946	23.382	1:40.870 **(3)**	86.84	0.504	13:12:24.697
3 -	32.230	44.799	23.358	1:40.387 **(2)**	87.26	0.021	13:14:05.084
4 -	32.358	44.703	***23.305***	***1:40.366*** **(1)**	***87.27***		***13:15:45.450***
5 -	***32.074***	***44.388***	25.036	1:41.498	86.30	1.132	13:17:26.948

Weather / Track : Sunny / Dry

Brands Hatch GP
Circuit Length = 2.4332 miles
Start: 13:08 Flag 13:18 End: 13:20

BMCRC - MRO Championships 2018 - Rnd 6 @ Brands Hatch GP

BMCRC Thunderbike Extreme

RACE 4 - SECTOR ANALYSIS

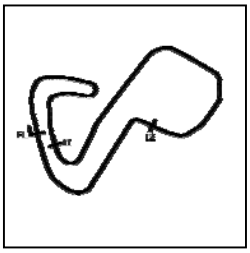

SECTOR 1 = FL to I1, SECTOR 2 = I1 to I2, SECTOR 3 = I2 to FL, DIFF = Difference To Personal Best Lap, P = Crossed Finish Line in Pit Lane, D = Time Disallowed

P30 16 Matthew WREN Suzuki - Broken Matt

IDEAL LAP TIME : 1:41.092 BEST LAP TIME : 1:41.340 DIFFERENCE : 0.248

LAP	SECTOR 1	SECTOR 2	SECTOR 3	LAP TIME	MPH	DIFF	TIME OF DAY
1 -		46.327	23.098	1:50.270	79.43	8.930	13:10:44.844
2 -	33.053	45.243	***23.044***	***1:41.340*** **(1)**	***86.44***		***13:12:26.184***
3 -	***32.970***	45.378	23.487	1:41.835 **(2)**	86.01	0.495	13:14:08.019
4 -	33.747	***45.078***	23.675	1:42.500 **(3)**	85.46	1.160	13:15:50.519
5 -	33.796	45.556	23.527	1:42.879	85.14	1.539	13:17:33.398

P31 35 R Stephen HARVEY Yamaha -

IDEAL LAP TIME : 1:45.445 BEST LAP TIME : 1:46.134 DIFFERENCE : 0.689

LAP	SECTOR 1	SECTOR 2	SECTOR 3	LAP TIME	MPH	DIFF	TIME OF DAY
1 -		***46.897***	***24.803***	1:53.563	77.13	7.429	13:10:48.137
2 -	***33.745***	47.265	25.124	***1:46.134*** **(1)**	***82.53***		***13:12:34.271***

P32 33 Greg WRIGHT Ducati - Neos-IT

IDEAL LAP TIME : 1:44.682 BEST LAP TIME : 1:44.682 DIFFERENCE : 0.000

LAP	SECTOR 1	SECTOR 2	SECTOR 3	LAP TIME	MPH	DIFF	TIME OF DAY
1 -		47.551	24.738	1:55.079	76.12	10.397	13:10:49.653
2 -	***33.722***	***46.461***	***24.499***	***1:44.682*** **(1)**	***83.68***		***13:12:34.335***

Weather / Track : Sunny / Dry

Brands Hatch GP
Circuit Length = 2.4332 miles
Start: 13:08 Flag 13:18 End: 13:20

BMCRC - MRO Championships 2018 - Rnd 6 @ Brands Hatch GP

BMCRC Thunderbike Extreme

RACE 4 - BEST SECTORS

	SECTOR 1			SECTOR 2			SECTOR 3			IDEAL / BEST COMPARISON					
POS	NO	NAME	TIME	NO	NAME	TIME	NO	NAME	TIME	POS	NO	NAME	IDEAL	BEST	DIFF
												PERFECT LAP	1:35.147		
1	76	BYARD	30.591	76	BYARD	42.286	76	BYARD	22.270	1	76	BYARD	1:35.147	1:35.748	0.601
2	41	ABRAHAM	30.700	42	WOOD	42.536	42	WOOD	22.356	2	42	WOOD	1:35.915	1:36.180	0.265
3	64	CHAMBERLAIN	30.853	41	ABRAHAM	42.719	64	CHAMBERLAIN	22.520	3	41	ABRAHAM	1:36.014	1:36.278	0.264
4	77	MAY	31.003	77	MAY	42.814	41	ABRAHAM	22.595	4	64	CHAMBERLAIN	1:36.215	1:36.475	0.260
5	42	WOOD	31.023	64	CHAMBERLAIN	42.842	54	SAUNDERS	22.649	5	77	MAY	1:36.550	1:36.611	0.061
6	43	WILLSHER	31.242	3	BELENKIN	42.986	77	MAY	22.733	6	3	BELENKIN	1:37.243	1:37.243	0.000
7	54	SAUNDERS	31.399	82	HINNELLS	43.153	82	HINNELLS	22.777	7	82	HINNELLS	1:37.463	1:38.267	0.804
8	44	DAVIES	31.405	43	WILLSHER	43.365	3	BELENKIN	22.819	8	54	SAUNDERS	1:37.531	1:38.032	0.501
9	3	BELENKIN	31.438	44	DAVIES	43.401	44	DAVIES	22.838	9	44	DAVIES	1:37.644	1:38.262	0.618
10	22	DOOLAN	31.446	54	SAUNDERS	43.483	69	RUSSO	22.863	10	43	WILLSHER	1:37.649	1:38.742	1.093
11	82	HINNELLS	31.533	22	DOOLAN	43.987	43	WILLSHER	23.042	11	22	DOOLAN	1:38.558	1:38.619	0.061
12	114	MARTIN	31.689	117	STAGG	43.987	16	WREN	23.044	12	69	RUSSO	1:38.610	1:38.766	0.156
13	69	RUSSO	31.746	69	RUSSO	44.001	117	STAGG	23.066	13	117	STAGG	1:39.082	1:39.247	0.165
14	85	TUCKER	31.979	85	TUCKER	44.331	85	TUCKER	23.104	14	85	TUCKER	1:39.414	1:40.227	0.813
15	117	STAGG	32.029	114	MARTIN	44.336	131	EDMONDSON	23.111	15	114	MARTIN	1:39.602	1:39.942	0.340
16	15	KILLWORTH	32.074	15	KILLWORTH	44.388	22	DOOLAN	23.125	16	15	KILLWORTH	1:39.767	1:40.366	0.599
17	131	EDMONDSON	32.354	131	EDMONDSON	44.464	15	KILLWORTH	23.305	17	131	EDMONDSON	1:39.929	1:39.929	0.000
18	51	HOGARTH	32.484	51	HOGARTH	44.704	114	MARTIN	23.577	18	51	HOGARTH	1:40.884	1:41.294	0.410
19	96	SIM	32.591	16	WREN	45.078	37	MARSH	23.668	19	16	WREN	1:41.092	1:41.340	0.248
20	228	EMERSON	32.593	37	MARSH	45.086	96	SIM	23.686	20	96	SIM	1:41.372	1:41.675	0.303
21	37	MARSH	32.656	96	SIM	45.095	51	HOGARTH	23.696	21	37	MARSH	1:41.410	1:41.777	0.367
22	16	WREN	32.970	99	BREEN	45.363	228	EMERSON	23.760	22	228	EMERSON	1:41.999	1:42.099	0.100
23	141	ROBINSON	33.267	228	EMERSON	45.646	141	ROBINSON	23.824	23	99	BREEN	1:42.851	1:43.583	0.732
24	99	BREEN	33.563	141	ROBINSON	46.128	99	BREEN	23.925	24	141	ROBINSON	1:43.219	1:43.219	0.000
25	33	WRIGHT	33.722	33	WRIGHT	46.461	33	WRIGHT	24.499	25	33	WRIGHT	1:44.682	1:44.682	0.000
26	35	HARVEY	33.745	35	HARVEY	46.897	35	HARVEY	24.803	26	35	HARVEY	1:45.445	1:46.134	0.689
27	46	DRAPER	34.893	46	DRAPER	48.481	46	DRAPER	25.431	27	46	DRAPER	1:48.805	1:49.753	0.948
28	24	REYNOLDS	35.784	21	BRENNAN	50.134	21	BRENNAN	25.455	28	21	BRENNAN	1:51.465	1:53.147	1.682
29	21	BRENNAN	35.876	143	BARFORD	50.685	24	REYNOLDS	25.937	29	24	REYNOLDS	1:53.238	1:53.653	0.415
30	143	BARFORD	36.825	24	REYNOLDS	51.517	143	BARFORD	26.238	30	143	BARFORD	1:53.748	1:54.268	0.520
31	130	GRINSTEAD	37.920	130	GRINSTEAD	53.648	130	GRINSTEAD	27.405	31	130	GRINSTEAD	1:58.973	2:00.793	1.820
32	18	ALBON	44.104	18	ALBON	1:01.624	18	ALBON	29.344	32	18	ALBON	2:15.072	2:15.072	0.000

Weather / Track : Sunny / Dry

Brands Hatch GP
Circuit Length = 2.4332 miles
Start: 13:08 Flag 13:18 End: 13:20

Results can be found at www.tsl-timing.com

Printed - 13:21 Saturday, 07 July 2018

BMCRC - MRO Championships 2018 - Rnd 6 @ Brands Hatch GP

BMCRC Thunderbike Extreme

RACE 14 - GRID (6 Laps)

ROW 12	36		35		34	166 James CASWELL		
ROW 11	33	10 Alexandru TRAXLER	32	2:15.072 18 Stuart ALBON	31	2:00.793 130 Fraser GRINSTEAD		
ROW 10	30	1:54.268 143 Daniel BARFORD	29	1:53.653 24 Mark REYNOLDS	28	1:53.147 21 Danny BRENNAN		
ROW 9	27	1:49.753 46 Adrian DRAPER	26	1:46.134 35 Stephen HARVEY	25	1:44.682 33 Greg WRIGHT		
ROW 8	24	1:43.583 99 Robert BREEN	23	1:43.219 141 Matthew ROBINSON	22	1:42.099 228 Clive EMERSON		
ROW 7	21	1:41.777 37 Robert MARSH	20	1:41.675 96 Jack SIM	19	1:41.340 16 Matthew WREN		
ROW 6	18	1:41.294 51 Michael HOGARTH	17	1:40.366 15 Stacey KILLWORTH	16	1:40.227 85 Carl TUCKER		
ROW 5	15	1:39.942 114 Ricky MARTIN	14	1:39.929 131 Doug EDMONDSON	13	1:39.247 117 Raymond STAGG		
ROW 4	12	1:38.766 69 Tony RUSSO	11	1:38.742 43 Richard WILLSHER	10	1:38.619 22 Ben DOOLAN		
ROW 3	9	1:38.267 82 Matt HINNELLS	8	1:38.262 44 Denzil DAVIES	7	1:38.032 54 Andrew SAUNDERS		
ROW 2	6	1:37.243 3 Phil BELENKIN	5	1:36.611 77 David MAY	4	1:36.475 64 Barry CHAMBERLAIN		
ROW 1	3	1:36.278 41 David ABRAHAM	2	1:36.180 42 Alan WOOD	1	1:35.748 76 Jason BYARD		
						Pole		

Brands Hatch GP
Circuit Length = 2.4332 miles

These results are provisional until the conclusion of any judicial and technical matters.

Clerk Of Course :		Timekeeper :

Results can be found at www.tsl-timing.com

Printed - 13:23 Saturday, 07 July 2018

BMCRC - MRO Championships 2018 - Rnd 6 @ Brands Hatch GP

BMCRC Thunderbike Extreme

RACE 14 - CLASSIFICATION

POS	NO	CL	PIC	NAME	ENTRY	LAPS	TIME	GAP	DIFF	MPH	BEST	ON
1	76		1	Jason BYARD	Suzuki - May Construction	6	9:40.176			90.59	1:34.862	5
2	41		2	David ABRAHAM	Aprilia - Cambridge Motorcycles	6	9:43.079	2.903	2.903	90.14	1:35.754	3
3	64		3	Barry CHAMBERLAIN	Suzuki - Airsys.co.uk	6	9:47.201	7.025	4.122	89.50	1:36.189	5
4	42		4	Alan WOOD	Suzuki - J.Clubb Aggregates & Concrete	6	9:47.448	7.272	0.247	89.47	1:36.113	5
5	54		5	Andrew SAUNDERS	Suzuki - Icon Racing	6	9:49.417	9.241	1.969	89.17	1:36.945	5
6	44		6	Denzil DAVIES	Suzuki - Advanced Mouldings Ltd	6	9:54.326	14.150	4.909	88.43	1:37.551	3
7	43		7	Richard WILLSHER	Yamaha - Willsher Plant	6	10:04.118	23.942	9.792	87.00	1:37.669	2
8	3		8	Phil BELENKIN	Suzuki -	6	10:06.154	25.978	2.036	86.70	1:38.412	4
9	22		9	Ben DOOLAN	Yamaha - my wallet	6	10:09.677	29.501	3.523	86.20	1:38.887	5
10	131		10	Doug EDMONDSON	Yamaha - Anyone want to lend me a bike for the Cla	6	10:13.794	33.618	4.117	85.62	1:40.605	6
11	69		11	Tony RUSSO	Suzuki - Titan Elevators	6	10:13.992	33.816	0.198	85.60	1:40.666	6
12	96		12	Jack SIM	Yamaha -	6	10:14.130	33.954	0.138	85.58	1:40.645	2
13	117		13	Raymond STAGG	Suzuki -	6	10:14.213	34.037	0.083	85.57	1:40.799	2
14	85		14	Carl TUCKER	Aprilia - Kenny Wilson Racing	6	10:14.701	34.525	0.488	85.50	1:40.465	3
15	37		15	Robert MARSH	Kawasaki -	6	10:15.410	35.234	0.709	85.40	1:40.012	4
16	228		16	Clive EMERSON	Honda -	6	10:26.380	46.204	10.970	83.90	1:42.221	4
17	51		17	Michael HOGARTH	Honda - WHR Racing	6	10:31.386	51.210	5.006	83.24	1:42.735	2
18	99	R	1	Robert BREEN	Suzuki - Traxden Motorcycles	6	10:31.453	51.277	0.067	83.23	1:41.836	6
19	141		18	Matthew ROBINSON	Suzuki - Prism developments	6	10:31.587	51.411	0.134	83.21	1:42.846	3
20	35	R	2	Stephen HARVEY	Yamaha -	6	10:46.142	1:05.966	14.555	81.34	1:42.304	2
21	46		19	Adrian DRAPER	Suzuki - droopy racing uk	6	11:04.081	1:23.905	17.939	79.14	1:48.474	5
22	21		20	Danny BRENNAN	Aprilia - Greenplantuk	6	11:19.248	1:39.072	15.167	77.37	1:51.852	4
23	143		21	Daniel BARFORD	Suzuki - Shawell Tuning	6	11:20.043	1:39.867	0.795	77.28	1:51.161	4
24	24	R	3	Mark REYNOLDS	Yamaha -	6	11:28.252	1:48.076	8.209	76.36	1:51.924	6
25	130	R	4	Fraser GRINSTEAD	Suzuki - TRAPDOOR RACING	5	10:10.928	1 Lap	1 Lap	71.69	1:59.005	5
26	18	R	5	Stuart ALBON	Suzuki -	5	11:14.163	1 Lap	1:03.235	64.96	2:10.838	5
					NOT CLASSIFIED							
DNF	82			Matt HINNELLS	Aprilia - Bears repairs/Jamie Vale Carpentry	5	8:12.454	1 Lap		88.94	1:36.830	5
DNF	16			Matthew WREN	Suzuki - Broken Matt	5	8:36.723	1 Lap	24.269	84.76	1:40.792	2
DNF	77			David MAY	Suzuki - ELP Racing	4	6:31.021	2 Laps	1 Lap	89.60	1:35.756	3
DNF	114			Ricky MARTIN	Suzuki - T.B.R Performance	4	6:52.451	2 Laps	21.430	84.95	1:40.643	3
DQ	15			Stacey KILLWORTH	Honda - BK/Everns	0						

FASTEST LAP

76		Jason BYARD	Suzuki - May Construction	5	1:34.862	92.34 mph	148.61 kph
99	R	Robert BREEN	Suzuki - Traxden Motorcycles	6	1:41.836	86.01 mph	138.43 kph

No. 15 - Disqualifed for failing post race technical inspection
Class - 92.5% of Race Speed = 83.79 mph
Class R - 92.5% of Race Speed = 76.98 mph

Brands Hatch GP
Circuit Length = 2.4332 miles
Start: 16:27 Flag 16:37 End: 16:39

Weather / Track : Sunny / Dry
These results are provisional until the conclusion of any judicial and technical matters.

Clerk Of Course :		Timekeeper :

Results can be found at www.tsl-timing.com

Printed - 17:11 Saturday, 07 July 2018

BMCRC - MRO Championships 2018 - Rnd 6 @ Brands Hatch GP

BMCRC Thunderbike Extreme

RACE 14 - LAP CHART

LAP 1 @ 16:29:30.828

NO	BEHIND	LAP TIME
41		1:41.923
42	0.302	1:42.225
76	0.549	1:42.472
77	0.995	1:42.918
54	1.634	1:43.557
64	2.067	1:43.990
82	2.504	1:44.427
44	2.659	1:44.582
43	2.930	1:44.853
96	6.195	1:48.118
117	6.315	1:48.238
69	6.399	1:48.322
114	6.921	1:48.844
131	7.245	1:49.168
15	7.617	1:49.540
3	7.774	1:49.697
85	7.951	1:49.874
228	8.591	1:50.514
22	8.666	1:50.589
16	8.888	1:50.811
37	9.635	1:51.558
51	10.884	1:52.807
35	11.751	1:53.674
141	13.803	1:55.726
99	14.325	1:56.248
21	14.875	1:56.798
46	16.095	1:58.018
143	16.636	1:58.559
24	20.814	2:02.737
130	27.302	2:09.225
18	36.725	2:18.648

LAP 2 @ 16:31:07.032

NO	BEHIND	LAP TIME
41		1:36.204
76	0.274	1:35.929
77	0.886	1:36.095
42	1.185	1:37.087
54	2.467	1:37.037
64	2.949	1:37.086
82	3.301	1:37.001
44	4.158	1:37.703
43	4.395	1:37.669
96	10.636	1:40.645
117	10.910	1:40.799
69	10.999	1:40.804
114	11.644	1:40.927
3	12.011	1:40.441
131	12.426	1:41.385
15	12.901	1:41.488
85	13.031	1:41.284
22	13.117	1:40.655
16	13.476	1:40.792
37	14.374	1:40.943
228	15.510	1:43.123
51	17.415	1:42.735
35	17.851	1:42.304
141	20.502	1:42.903
99	22.069	1:43.948
46	29.343	1:49.452
21	30.908	1:52.237
143	31.759	1:51.327
24	37.969	1:53.359
130	53.018	2:01.920
18	1:15.575	2:15.054

LAP 3 @ 16:32:42.786

NO	BEHIND	LAP TIME
41		1:35.754
76	0.508	1:35.988
77	0.888	1:35.756
42	2.872	1:37.441
64	3.522	1:36.327
54	3.832	1:37.119
82	4.753	1:37.206
44	5.955	1:37.551
43	7.414	1:38.773
3	16.100	1:39.843
117	16.138	1:40.982
96	16.228	1:41.346
114	16.533	1:40.643
69	16.592	1:41.347
131	17.319	1:40.647
22	17.382	1:40.019
15	17.593	1:40.446
85	17.742	1:40.465
16	18.541	1:40.819
37	19.191	1:40.571
228	22.064	1:42.308
51	24.984	1:43.323
35	25.140	1:43.043
141	27.594	1:42.846
99	29.526	1:43.211
46	43.037	1:49.448
21	48.202	1:53.048
143	49.382	1:53.377
24	56.618	1:54.403
130	1:18.502	2:01.238

LAP 4 @ 16:34:19.152

NO	BEHIND	LAP TIME
76		1:35.858
41	0.063	1:36.429
77	0.774	1:36.252
64	3.686	1:36.530
42	3.881	1:37.375
54	4.719	1:37.253
82	5.377	1:36.990
44	7.527	1:37.938
43	11.518	1:40.470
3	18.146	1:38.412
18	1 Lap	2:15.145
96	20.940	1:41.078
117	21.220	1:41.448
22	21.348	1:40.332
69	21.533	1:41.307
131	21.734	1:40.781
114	22.204	1:42.037
15	22.382	1:41.155
85	22.582	1:41.206
37	22.837	1:40.012
16	23.160	1:40.985
228	27.919	1:42.221
51	32.438	1:43.820
35	33.332	1:44.558
141	34.279	1:43.051
99	36.482	1:43.322
46	55.980	1:49.309
21	1:03.688	1:51.852
143	1:04.177	1:51.161
24	1:13.321	1:53.069

LAP 5 @ 16:35:54.014

NO	BEHIND	LAP TIME
76		1:34.862
41	1.311	1:36.110
64	5.013	1:36.189
42	5.132	1:36.113
54	6.802	1:36.945
130	1 Lap	1:59.540
82	7.345	1:36.830
44	10.767	1:38.102
43	16.304	1:39.648
3	22.004	1:38.720
22	25.373	1:38.887
96	27.783	1:41.705
117	27.873	1:41.515
131	28.080	1:41.208
69	28.217	1:41.546
85	28.636	1:40.916
15	29.065	1:41.545
37	29.320	1:41.345
16	31.614	1:43.316
228	37.815	1:44.758
51	41.875	1:44.299
141	42.997	1:43.580
35	43.560	1:45.090
99	44.508	1:42.888
18	1 Lap	2:14.478
46	1:09.592	1:48.474
21	1:21.842	1:53.016
143	1:21.852	1:52.537
24	1:31.219	1:52.760

LAP 6 @ 16:37:29.081

NO	BEHIND	LAP TIME
76		1:35.067
41	2.903	1:36.659
64	7.025	1:37.079
42	7.272	1:37.207
54	9.241	1:37.506
44	14.150	1:38.450
43	23.942	1:42.705
3	25.978	1:39.041
22	29.501	1:39.195
130	1 Lap	1:59.005
131	33.618	1:40.605
69	33.816	1:40.666
96	33.954	1:41.238
117	34.037	1:41.231
85	34.525	1:40.956
15	34.664	1:40.666
37	35.234	1:40.981
228	46.204	1:43.456
51	51.210	1:44.402
99	51.277	1:41.836
141	51.411	1:43.481
35	1:05.966	1:57.473
46	1:23.905	1:49.380
18	1 Lap	2:10.838
21	1:39.072	1:52.297
143	1:39.867	1:53.082
24	1:48.076	1:51.924

Weather / Track : Sunny / Dry

Brands Hatch GP
Circuit Length = 2.4332 miles
Start: 16:27 Flag 16:37 End: 16:39

Results can be found at www.tsl-timing.com

Printed - 16:40 Saturday, 07 July 2018

BMCRC - MRO Championships 2018 - Rnd 6 @ Brands Hatch GP

BMCRC Thunderbike Extreme

RACE 14 - SECTOR ANALYSIS

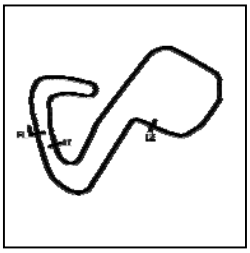

SECTOR 1 = FL to I1, SECTOR 2 = I1 to I2, SECTOR 3 = I2 to FL, DIFF = Difference To Personal Best Lap, P = Crossed Finish Line in Pit Lane, D = Time Disallowed

P1 76 Jason BYARD Suzuki - May Construction

IDEAL LAP TIME : 1:34.801 BEST LAP TIME : 1:34.862 DIFFERENCE : 0.061

LAP	SECTOR 1	SECTOR 2	SECTOR 3	LAP TIME	MPH	DIFF	TIME OF DAY
1 -		42.866	22.483	1:42.472	85.48	7.610	16:29:31.377
2 -	30.705	42.798	22.426	1:35.929	91.31	1.067	16:31:07.306
3 -	30.693	42.819	22.476	1:35.988	91.25	1.126	16:32:43.294
4 -	30.559	42.919	22.380	1:35.858 (3)	91.38	0.996	16:34:19.152
5 -	***30.138***	42.387	***22.337***	***1:34.862 (1)***	***92.34***		***16:35:54.014***
6 -	30.391	***42.326***	22.350	1:35.067 (2)	92.14	0.205	16:37:29.081

P2 41 David ABRAHAM Aprilia - Cambridge Motorcycles

IDEAL LAP TIME : 1:35.449 BEST LAP TIME : 1:35.754 DIFFERENCE : 0.305

LAP	SECTOR 1	SECTOR 2	SECTOR 3	LAP TIME	MPH	DIFF	TIME OF DAY
1 -		43.331	22.932	1:41.923	85.94	6.169	16:29:30.828
2 -	***30.317***	43.073	22.814	1:36.204 (3)	91.05	0.450	16:31:07.032
3 -	30.574	***42.581***	22.599	***1:35.754 (1)***	***91.48***		***16:32:42.786***
4 -	30.610	42.972	22.847	1:36.429	90.84	0.675	16:34:19.215
5 -	30.768	42.791	***22.551***	1:36.110 (2)	91.14	0.356	16:35:55.325
6 -	30.820	43.090	22.749	1:36.659	90.62	0.905	16:37:31.984

P3 64 Barry CHAMBERLAIN Suzuki - Airsys.co.uk

IDEAL LAP TIME : 1:35.763 BEST LAP TIME : 1:36.189 DIFFERENCE : 0.426

LAP	SECTOR 1	SECTOR 2	SECTOR 3	LAP TIME	MPH	DIFF	TIME OF DAY
1 -		43.376	23.016	1:43.990	84.23	7.801	16:29:32.895
2 -	31.205	42.893	22.988	1:37.086	90.22	0.897	16:31:09.981
3 -	30.979	***42.570***	22.778	1:36.327 (2)	90.93	0.138	16:32:46.308
4 -	***30.608***	43.017	22.905	1:36.530 (3)	90.74	0.341	16:34:22.838
5 -	30.616	42.784	22.789	***1:36.189 (1)***	***91.06***		***16:35:59.027***
6 -	30.696	43.798	***22.585***	1:37.079	90.23	0.890	16:37:36.106

P4 42 Alan WOOD Suzuki - J.Clubb Aggregates & Concrete

IDEAL LAP TIME : 1:35.866 BEST LAP TIME : 1:36.113 DIFFERENCE : 0.247

LAP	SECTOR 1	SECTOR 2	SECTOR 3	LAP TIME	MPH	DIFF	TIME OF DAY
1 -		43.264	22.693	1:42.225	85.69	6.112	16:29:31.130
2 -	***30.726***	43.730	22.631	1:37.087 (2)	90.22	0.974	16:31:08.217
3 -	31.733	43.330	***22.378***	1:37.441	89.89	1.328	16:32:45.658
4 -	30.833	43.417	23.125	1:37.375	89.95	1.262	16:34:23.033
5 -	30.730	42.802	22.581	***1:36.113 (1)***	***91.14***		***16:35:59.146***
6 -	32.008	***42.762***	22.437	1:37.207 (3)	90.11	1.094	16:37:36.353

P5 54 Andrew SAUNDERS Suzuki - Icon Racing

IDEAL LAP TIME : 1:36.593 BEST LAP TIME : 1:36.945 DIFFERENCE : 0.352

LAP	SECTOR 1	SECTOR 2	SECTOR 3	LAP TIME	MPH	DIFF	TIME OF DAY
1 -		43.421	22.793	1:43.557	84.58	6.612	16:29:32.462
2 -	31.190	***43.143***	22.704	1:37.037 (2)	90.27	0.092	16:31:09.499
3 -	31.393	43.233	***22.493***	1:37.119 (3)	90.19	0.174	16:32:46.618
4 -	***30.957***	43.683	22.613	1:37.253	90.07	0.308	16:34:23.871
5 -	31.061	43.221	22.663	***1:36.945 (1)***	***90.35***		***16:36:00.816***
6 -	31.449	43.280	22.777	1:37.506	89.83	0.561	16:37:38.322

P6 44 Denzil DAVIES Suzuki - Advanced Mouldings Ltd

IDEAL LAP TIME : 1:37.315 BEST LAP TIME : 1:37.551 DIFFERENCE : 0.236

LAP	SECTOR 1	SECTOR 2	SECTOR 3	LAP TIME	MPH	DIFF	TIME OF DAY
1 -		43.529	23.079	1:44.582	83.76	7.031	16:29:33.487
2 -	31.290	43.463	22.950	1:37.703 (2)	89.65	0.152	16:31:11.190
3 -	31.495	43.278	***22.778***	***1:37.551 (1)***	***89.79***		***16:32:48.741***
4 -	***31.279***	43.595	23.064	1:37.938 (3)	89.44	0.387	16:34:26.679
5 -	31.502	43.570	23.030	1:38.102	89.29	0.551	16:36:04.781

Weather / Track : Sunny / Dry

Brands Hatch GP
Circuit Length = 2.4332 miles
Start: 16:27 Flag 16:37 End: 16:39

BMCRC - MRO Championships 2018 - Rnd 6 @ Brands Hatch GP

BMCRC Thunderbike Extreme

RACE 14 - SECTOR ANALYSIS

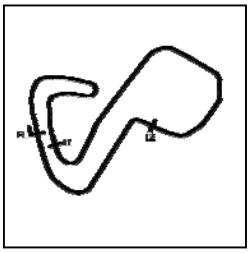

SECTOR 1 = FL to I1, SECTOR 2 = I1 to I2, SECTOR 3 = I2 to FL, DIFF = Difference To Personal Best Lap, P = Crossed Finish Line in Pit Lane, D = Time Disallowed

6 -	32.055	***43.258***	23.137	1:38.450	88.97	0.899	16:37:43.231

P7 43 Richard WILLSHER Yamaha - Willsher Plant

IDEAL LAP TIME : 1:37.592 BEST LAP TIME : 1:37.669 DIFFERENCE : 0.077

LAP	SECTOR 1	SECTOR 2	SECTOR 3	LAP TIME	MPH	DIFF	TIME OF DAY
1 -		44.012	***22.890***	1:44.853	83.54	7.184	16:29:33.758
2 -	***31.236***	***43.466***	22.967	***1:37.669*** **(1)**	***89.68***		***16:31:11.427***
3 -	31.624	43.918	23.231	1:38.773 **(2)**	88.68	1.104	16:32:50.200
4 -	31.255	45.457	23.758	1:40.470	87.18	2.801	16:34:30.670
5 -	31.405	44.745	23.498	1:39.648 **(3)**	87.90	1.979	16:36:10.318
6 -	31.641	45.021	26.043	1:42.705	85.29	5.036	16:37:53.023

P8 3 Phil BELENKIN Suzuki -

IDEAL LAP TIME : 1:38.261 BEST LAP TIME : 1:38.412 DIFFERENCE : 0.151

LAP	SECTOR 1	SECTOR 2	SECTOR 3	LAP TIME	MPH	DIFF	TIME OF DAY
1 -		45.589	23.909	1:49.697	79.85	11.285	16:29:38.602
2 -	32.558	44.839	23.044	1:40.441	87.21	2.029	16:31:19.043
3 -	31.780	44.709	23.354	1:39.843	87.73	1.431	16:32:58.886
4 -	31.727	43.894	***22.791***	***1:38.412*** **(1)**	***89.01***		***16:34:37.298***
5 -	32.164	***43.756***	22.800	1:38.720 **(2)**	88.73	0.308	16:36:16.018
6 -	***31.714***	44.119	23.208	1:39.041 **(3)**	88.44	0.629	16:37:55.059

P9 22 Ben DOOLAN Yamaha - my wallet

IDEAL LAP TIME : 1:38.500 BEST LAP TIME : 1:38.887 DIFFERENCE : 0.387

LAP	SECTOR 1	SECTOR 2	SECTOR 3	LAP TIME	MPH	DIFF	TIME OF DAY
1 -		45.847	23.714	1:50.589	79.21	11.702	16:29:39.494
2 -	32.591	44.573	23.491	1:40.655	87.02	1.768	16:31:20.149
3 -	32.261	44.519	23.239	1:40.019 **(3)**	87.58	1.132	16:33:00.168
4 -	31.897	44.798	23.637	1:40.332	87.30	1.445	16:34:40.500
5 -	31.686	44.053	***23.148***	***1:38.887*** **(1)**	***88.58***		***16:36:19.387***
6 -	***31.364***	***43.988***	23.843	1:39.195 **(2)**	88.30	0.308	16:37:58.582

P10 131 Doug EDMONDSON Yamaha - Anyone want to lend me a bike for the Classic TT 201

IDEAL LAP TIME : 1:40.010 BEST LAP TIME : 1:40.605 DIFFERENCE : 0.595

LAP	SECTOR 1	SECTOR 2	SECTOR 3	LAP TIME	MPH	DIFF	TIME OF DAY
1 -		46.094	23.992	1:49.168	80.24	8.563	16:29:38.073
2 -	32.607	45.071	23.707	1:41.385	86.40	0.780	16:31:19.458
3 -	***31.945***	44.887	23.815	1:40.647 **(2)**	87.03	0.042	16:33:00.105
4 -	32.525	***44.611***	23.645	1:40.781 **(3)**	86.91	0.176	16:34:40.886
5 -	32.528	45.226	***23.454***	1:41.208	86.55	0.603	16:36:22.094
6 -	31.980	44.988	23.637	***1:40.605*** **(1)**	***87.07***		***16:38:02.699***

P11 69 Tony RUSSO Suzuki - Titan Elevators

IDEAL LAP TIME : 1:39.849 BEST LAP TIME : 1:40.666 DIFFERENCE : 0.817

LAP	SECTOR 1	SECTOR 2	SECTOR 3	LAP TIME	MPH	DIFF	TIME OF DAY
1 -		45.447	23.479	1:48.322	80.86	7.656	16:29:37.227
2 -	33.130	***44.606***	***23.068***	1:40.804 **(2)**	86.89	0.138	16:31:18.031
3 -	32.751	45.153	23.443	1:41.347	86.43	0.681	16:32:59.378
4 -	32.938	44.828	23.541	1:41.307 **(3)**	86.46	0.641	16:34:40.685
5 -	32.961	45.199	23.386	1:41.546	86.26	0.880	16:36:22.231
6 -	***32.175***	44.934	23.557	***1:40.666*** **(1)**	***87.01***		***16:38:02.897***

P12 96 Jack SIM Yamaha -

IDEAL LAP TIME : 1:40.591 BEST LAP TIME : 1:40.645 DIFFERENCE : 0.054

LAP	SECTOR 1	SECTOR 2	SECTOR 3	LAP TIME	MPH	DIFF	TIME OF DAY
1 -		45.202	23.985	1:48.118	81.02	7.473	16:29:37.023
2 -	***31.995***	44.869	23.781	***1:40.645*** **(1)**	***87.03***		***16:31:17.668***
3 -	32.195	45.147	24.004	1:41.346	86.43	0.701	16:32:59.014

Weather / Track : Sunny / Dry

Brands Hatch GP
Circuit Length = 2.4332 miles
Start: 16:27 Flag 16:37 End: 16:39

BMCRC - MRO Championships 2018 - Rnd 6 @ Brands Hatch GP

BMCRC Thunderbike Extreme

RACE 14 - SECTOR ANALYSIS

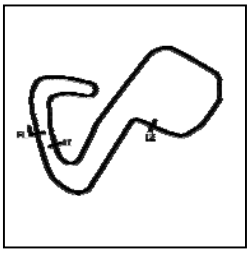

SECTOR 1 = FL to I1, SECTOR 2 = I1 to I2, SECTOR 3 = I2 to FL, DIFF = Difference To Personal Best Lap, P = Crossed Finish Line in Pit Lane, D = Time Disallowed

4 -	32.366	***44.863***	23.849	1:41.078	**(2)**	86.66	0.433	16:34:40.092
5 -	32.638	45.334	***23.733***	1:41.705		86.12	1.060	16:36:21.797
6 -	32.035	45.031	24.172	1:41.238	**(3)**	86.52	0.593	16:38:03.035

P13 117 Raymond STAGG Suzuki -

IDEAL LAP TIME : 1:40.656 BEST LAP TIME : 1:40.799 DIFFERENCE : 0.143

LAP	SECTOR 1	SECTOR 2	SECTOR 3	LAP TIME		MPH	DIFF	TIME OF DAY
1 -		45.734	23.695	1:48.238		80.93	7.439	16:29:37.143
2 -	32.451	44.998	***23.350***	***1:40.799***	**(1)**	***86.90***		***16:31:17.942***
3 -	***32.447***	44.964	23.571	1:40.982	**(2)**	86.74	0.183	16:32:58.924
4 -	32.760	45.044	23.644	1:41.448		86.34	0.649	16:34:40.372
5 -	32.690	45.434	23.391	1:41.515		86.29	0.716	16:36:21.887
6 -	33.004	***44.859***	23.368	1:41.231	**(3)**	86.53	0.432	16:38:03.118

P14 85 Carl TUCKER Aprilia - Kenny Wilson Racing

IDEAL LAP TIME : 1:40.127 BEST LAP TIME : 1:40.465 DIFFERENCE : 0.338

LAP	SECTOR 1	SECTOR 2	SECTOR 3	LAP TIME		MPH	DIFF	TIME OF DAY
1 -		46.189	23.602	1:49.874		79.72	9.409	16:29:38.779
2 -	32.861	44.880	23.543	1:41.284		86.48	0.819	16:31:20.063
3 -	32.647	***44.548***	***23.270***	***1:40.465***	**(1)**	***87.19***		***16:33:00.528***
4 -	32.785	44.930	23.491	1:41.206		86.55	0.741	16:34:41.734
5 -	***32.309***	45.063	23.544	1:40.916	**(2)**	86.80	0.451	16:36:22.650
6 -	32.448	44.936	23.572	1:40.956	**(3)**	86.76	0.491	16:38:03.606

P15 15 Stacey KILLWORTH Honda - BK/Everns

IDEAL LAP TIME : 1:40.203 BEST LAP TIME : 1:40.446 DIFFERENCE : 0.243

LAP	SECTOR 1	SECTOR 2	SECTOR 3	LAP TIME		MPH	DIFF	TIME OF DAY
1 -		45.900	23.855	1:49.540		79.96	9.094	16:29:38.445
2 -	32.591	45.220	23.677	1:41.488		86.31	1.042	16:31:19.933
3 -	32.177	***44.562***	23.707	***1:40.446***	**(1)**	***87.20***		***16:33:00.379***
4 -	32.459	45.111	23.585	1:41.155	**(3)**	86.59	0.709	16:34:41.534
5 -	32.857	44.994	23.694	1:41.545		86.26	1.099	16:36:23.079
6 -	***32.096***	45.025	***23.545***	1:40.666	**(2)**	87.01	0.220	16:38:03.745

P16 37 Robert MARSH Kawasaki -

IDEAL LAP TIME : 1:39.918 BEST LAP TIME : 1:40.012 DIFFERENCE : 0.094

LAP	SECTOR 1	SECTOR 2	SECTOR 3	LAP TIME		MPH	DIFF	TIME OF DAY
1 -		46.311	24.361	1:51.558		78.52	11.546	16:29:40.463
2 -	32.397	44.932	23.614	1:40.943	**(3)**	86.78	0.931	16:31:21.406
3 -	32.340	44.876	23.355	1:40.571	**(2)**	87.10	0.559	16:33:01.977
4 -	32.273	***44.425***	***23.314***	***1:40.012***	**(1)**	***87.58***		***16:34:41.989***
5 -	***32.179***	45.449	23.717	1:41.345		86.43	1.333	16:36:23.334
6 -	32.235	44.893	23.853	1:40.981		86.74	0.969	16:38:04.315

P17 228 Clive EMERSON Honda -

IDEAL LAP TIME : 1:41.930 BEST LAP TIME : 1:42.221 DIFFERENCE : 0.291

LAP	SECTOR 1	SECTOR 2	SECTOR 3	LAP TIME		MPH	DIFF	TIME OF DAY
1 -		46.249	23.800	1:50.514		79.26	8.293	16:29:39.419
2 -	32.915	46.342	23.866	1:43.123	**(3)**	84.94	0.902	16:31:22.542
3 -	32.517	46.192	***23.599***	1:42.308	**(2)**	85.62	0.087	16:33:04.850
4 -	***32.389***	***45.942***	23.890	***1:42.221***	**(1)**	***85.69***		***16:34:47.071***
5 -	33.078	47.933	23.747	1:44.758		83.61	2.537	16:36:31.829
6 -	32.477	46.302	24.677	1:43.456		84.67	1.235	16:38:15.285

P18 51 Michael HOGARTH Honda - WHR Racing

IDEAL LAP TIME : 1:42.713 BEST LAP TIME : 1:42.735 DIFFERENCE : 0.022

LAP	SECTOR 1	SECTOR 2	SECTOR 3	LAP TIME	MPH	DIFF	TIME OF DAY
1 -		46.385	24.543	1:52.807	77.65	10.072	16:29:41.712

Weather / Track : Sunny / Dry

Brands Hatch GP
Circuit Length = 2.4332 miles
Start: 16:27 Flag 16:37 End: 16:39

BMCRC - MRO Championships 2018 - Rnd 6 @ Brands Hatch GP

BMCRC Thunderbike Extreme

RACE 14 - SECTOR ANALYSIS

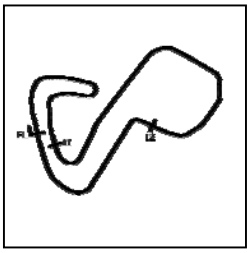

SECTOR 1 = FL to I1, SECTOR 2 = I1 to I2, SECTOR 3 = I2 to FL, DIFF = Difference To Personal Best Lap, P = Crossed Finish Line in Pit Lane, D = Time Disallowed

2 -	***32.631***	***45.686***	24.418	***1:42.735*** **(1)**	***85.26***		***16:31:24.447***
3 -	32.829	45.996	24.498	1:43.323 **(2)**	84.78	0.588	16:33:07.770
4 -	33.078	46.143	24.599	1:43.820 **(3)**	84.37	1.085	16:34:51.590
5 -	33.455	46.448	***24.396***	1:44.299	83.98	1.564	16:36:35.889
6 -	33.452	45.981	24.969	1:44.402	83.90	1.667	16:38:20.291

P19 99 R Robert BREEN

Suzuki - Traxden Motorcycles

IDEAL LAP TIME : 1:41.215 BEST LAP TIME : 1:41.836 DIFFERENCE : 0.621

LAP	SECTOR 1	SECTOR 2	SECTOR 3	LAP TIME	MPH	DIFF	TIME OF DAY
1 -		48.869	24.502	1:56.248	75.35	14.412	16:29:45.153
2 -	33.623	45.935	24.390	1:43.948	84.27	2.112	16:31:29.101
3 -	33.232	45.830	24.149	1:43.211 **(3)**	84.87	1.375	16:33:12.312
4 -	33.217	46.073	24.032	1:43.322	84.78	1.486	16:34:55.634
5 -	33.095	45.989	***23.804***	1:42.888 **(2)**	85.13	1.052	16:36:38.522
6 -	***32.528***	***44.883***	24.425	***1:41.836*** **(1)**	***86.01***		***16:38:20.358***

P20 141 Matthew ROBINSON

Suzuki - Prism developments

IDEAL LAP TIME : 1:42.178 BEST LAP TIME : 1:42.846 DIFFERENCE : 0.668

LAP	SECTOR 1	SECTOR 2	SECTOR 3	LAP TIME	MPH	DIFF	TIME OF DAY
1 -		49.078	24.210	1:55.726	75.69	12.880	16:29:44.631
2 -	33.135	46.117	***23.651***	1:42.903 **(2)**	85.12	0.057	16:31:27.534
3 -	33.231	***45.779***	23.836	***1:42.846*** **(1)**	***85.17***		***16:33:10.380***
4 -	32.977	45.928	24.146	1:43.051 **(3)**	85.00	0.205	16:34:53.431
5 -	33.088	46.760	23.732	1:43.580	84.57	0.734	16:36:37.011
6 -	***32.748***	45.848	24.885	1:43.481	84.65	0.635	16:38:20.492

P21 35 R Stephen HARVEY

Yamaha -

IDEAL LAP TIME : 1:41.938 BEST LAP TIME : 1:42.304 DIFFERENCE : 0.366

LAP	SECTOR 1	SECTOR 2	SECTOR 3	LAP TIME	MPH	DIFF	TIME OF DAY
1 -		46.918	***24.168***	1:53.674	77.06	11.370	16:29:42.579
2 -	***32.877***	***44.893***	24.534	***1:42.304*** **(1)**	***85.62***		***16:31:24.883***
3 -	32.904	45.854	24.285	1:43.043 **(2)**	85.01	0.739	16:33:07.926
4 -	33.409	46.194	24.955	1:44.558 **(3)**	83.77	2.254	16:34:52.484
5 -	33.547	46.889	24.654	1:45.090	83.35	2.786	16:36:37.574
6 -	33.811	56.139	27.523	1:57.473	74.56	15.169	16:38:35.047

P22 46 Adrian DRAPER

Suzuki - droopy racing uk

IDEAL LAP TIME : 1:48.262 BEST LAP TIME : 1:48.474 DIFFERENCE : 0.212

LAP	SECTOR 1	SECTOR 2	SECTOR 3	LAP TIME	MPH	DIFF	TIME OF DAY
1 -		49.061	25.738	1:58.018	74.22	9.544	16:29:46.923
2 -	34.817	48.868	25.767	1:49.452	80.03	0.978	16:31:36.375
3 -	35.139	48.620	25.689	1:49.448	80.03	0.974	16:33:25.823
4 -	34.760	48.796	25.753	1:49.309 **(2)**	80.13	0.835	16:35:15.132
5 -	***34.250***	48.701	***25.523***	***1:48.474*** **(1)**	***80.75***		***16:37:03.606***
6 -	34.819	***48.489***	26.072	1:49.380 **(3)**	80.08	0.906	16:38:52.986

P23 21 Danny BRENNAN

Aprilia - Greenplantuk

IDEAL LAP TIME : 1:50.153 BEST LAP TIME : 1:51.852 DIFFERENCE : 1.699

LAP	SECTOR 1	SECTOR 2	SECTOR 3	LAP TIME	MPH	DIFF	TIME OF DAY
1 -		***49.535***	25.517	1:56.798	74.99	4.946	16:29:45.703
2 -	35.331	51.466	***25.440***	1:52.237 **(2)**	78.04	0.385	16:31:37.940
3 -	35.518	51.859	25.671	1:53.048	77.48	1.196	16:33:30.988
4 -	***35.178***	50.692	25.982	***1:51.852*** **(1)**	***78.31***		***16:35:22.840***
5 -	35.773	51.628	25.615	1:53.016	77.50	1.164	16:37:15.856
6 -	35.529	50.846	25.922	1:52.297 **(3)**	78.00	0.445	16:39:08.153

Weather / Track : Sunny / Dry

Brands Hatch GP
Circuit Length = 2.4332 miles
Start: 16:27 Flag 16:37 End: 16:39

BMCRC - MRO Championships 2018 - Rnd 6 @ Brands Hatch GP

BMCRC Thunderbike Extreme

RACE 14 - SECTOR ANALYSIS

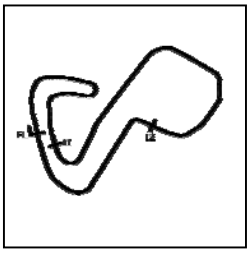

SECTOR 1 = FL to I1, SECTOR 2 = I1 to I2, SECTOR 3 = I2 to FL, DIFF = Difference To Personal Best Lap, P = Crossed Finish Line in Pit Lane, D = Time Disallowed

P24 143 Daniel BARFORD Suzuki - Shawell Tuning

IDEAL LAP TIME : 1:50.125 BEST LAP TIME : 1:51.161 DIFFERENCE : 1.036

LAP	SECTOR 1	SECTOR 2	SECTOR 3	LAP TIME	MPH	DIFF	TIME OF DAY
1 -		***49.231***	***25.784***	1:58.559	73.88	7.398	16:29:47.464
2 -	35.487	49.871	25.969	1:51.327 **(2)**	78.68	0.166	16:31:38.791
3 -	35.426	51.235	26.716	1:53.377	77.26	2.216	16:33:32.168
4 -	***35.110***	49.818	26.233	***1:51.161*** **(1)**	***78.80***		***16:35:23.329***
5 -	35.977	50.590	25.970	1:52.537 **(3)**	77.83	1.376	16:37:15.866
6 -	35.896	50.824	26.362	1:53.082	77.46	1.921	16:39:08.948

P25 24 R Mark REYNOLDS Yamaha -

IDEAL LAP TIME : 1:51.367 BEST LAP TIME : 1:51.924 DIFFERENCE : 0.557

LAP	SECTOR 1	SECTOR 2	SECTOR 3	LAP TIME	MPH	DIFF	TIME OF DAY
1 -		51.320	26.693	2:02.737	71.37	10.813	16:29:51.642
2 -	36.049	51.341	25.969	1:53.359	77.27	1.435	16:31:45.001
3 -	35.775	51.819	26.809	1:54.403	76.57	2.479	16:33:39.404
4 -	36.014	51.228	***25.827***	1:53.069 **(3)**	77.47	1.145	16:35:32.473
5 -	35.036	51.266	26.458	1:52.760 **(2)**	77.68	0.836	16:37:25.233
6 -	***34.763***	***50.777***	26.384	***1:51.924*** **(1)**	***78.26***		***16:39:17.157***

P26 130 R Fraser GRINSTEAD Suzuki - TRAPDOOR RACING

IDEAL LAP TIME : 1:57.998 BEST LAP TIME : 1:59.005 DIFFERENCE : 1.007

LAP	SECTOR 1	SECTOR 2	SECTOR 3	LAP TIME	MPH	DIFF	TIME OF DAY
1 -		***53.655***	28.314	2:09.225	67.78	10.220	16:29:58.130
2 -	39.451	54.586	27.883	2:01.920	71.84	2.915	16:32:00.050
3 -	39.117	55.046	***27.075***	2:01.238 **(3)**	72.25	2.233	16:34:01.288
4 -	38.351	53.751	27.438	1:59.540 **(2)**	73.27	0.535	16:36:00.828
5 -	***37.268***	53.898	27.839	***1:59.005*** **(1)**	***73.60***		***16:37:59.833***

P27 18 R Stuart ALBON Suzuki -

IDEAL LAP TIME : 2:10.082 BEST LAP TIME : 2:10.838 DIFFERENCE : 0.756

LAP	SECTOR 1	SECTOR 2	SECTOR 3	LAP TIME	MPH	DIFF	TIME OF DAY
1 -		***58.735***	28.832	2:18.648	63.18	7.810	16:30:07.553
2 -	44.630	1:01.060	29.364	2:15.054 **(3)**	64.86	4.216	16:32:22.607
3 -	43.165	1:02.471	29.509	2:15.145	64.81	4.307	16:34:37.752
4 -	42.918	1:01.851	29.709	2:14.478 **(2)**	65.13	3.640	16:36:52.230
5 -	***42.898***	59.491	***28.449***	***2:10.838*** **(1)**	***66.95***		***16:39:03.068***

P28 82 Matt HINNELLS Aprilia - Bears repairs/Jamie Vale Carpentry

IDEAL LAP TIME : 1:36.823 BEST LAP TIME : 1:36.830 DIFFERENCE : 0.007

LAP	SECTOR 1	SECTOR 2	SECTOR 3	LAP TIME	MPH	DIFF	TIME OF DAY
1 -		43.880	22.946	1:44.427	83.88	7.597	16:29:33.332
2 -	30.897	43.128	22.976	1:37.001 **(3)**	90.30	0.171	16:31:10.333
3 -	31.129	43.059	23.018	1:37.206	90.11	0.376	16:32:47.539
4 -	***30.859***	43.137	22.994	1:36.990 **(2)**	90.31	0.160	16:34:24.529
5 -	30.866	***43.035***	***22.929***	***1:36.830*** **(1)**	***90.46***		***16:36:01.359***

P29 16 Matthew WREN Suzuki - Broken Matt

IDEAL LAP TIME : 1:40.017 BEST LAP TIME : 1:40.792 DIFFERENCE : 0.775

LAP	SECTOR 1	SECTOR 2	SECTOR 3	LAP TIME	MPH	DIFF	TIME OF DAY
1 -		46.380	23.314	1:50.811	79.05	10.019	16:29:39.716
2 -	32.909	***44.729***	23.154	***1:40.792*** **(1)**	***86.91***		***16:31:20.508***
3 -	32.888	44.968	***22.963***	1:40.819 **(2)**	86.88	0.027	16:33:01.327
4 -	***32.325***	45.380	23.280	1:40.985 **(3)**	86.74	0.193	16:34:42.312
5 -	33.309	45.702	24.305	1:43.316	84.78	2.524	16:36:25.628

Weather / Track : Sunny / Dry

Brands Hatch GP
Circuit Length = 2.4332 miles
Start: 16:27 Flag 16:37 End: 16:39

BMCRC - MRO Championships 2018 - Rnd 6 @ Brands Hatch GP

BMCRC Thunderbike Extreme

RACE 14 - SECTOR ANALYSIS

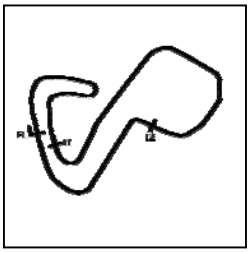

SECTOR 1 = FL to I1, SECTOR 2 = I1 to I2, SECTOR 3 = I2 to FL, DIFF = Difference To Personal Best Lap, P = Crossed Finish Line in Pit Lane, D = Time Disallowed

P30 77 David MAY Suzuki - ELP Racing

IDEAL LAP TIME : 1:35.511 BEST LAP TIME : 1:35.756 DIFFERENCE : 0.245

LAP	SECTOR 1	SECTOR 2	SECTOR 3	LAP TIME	MPH	DIFF	TIME OF DAY
1 -		43.325	22.740	1:42.918	85.11	7.162	16:29:31.823
2 -	30.796	42.638	22.661	1:36.095 **(2)**	91.15	0.339	16:31:07.918
3 -	30.554	***42.556***	22.646	***1:35.756*** **(1)**	***91.48***		***16:32:43.674***
4 -	30.739	42.884	***22.629***	1:36.252 **(3)**	91.00	0.496	16:34:19.926

P31 114 Ricky MARTIN Suzuki - T.B.R Performance

IDEAL LAP TIME : 1:40.609 BEST LAP TIME : 1:40.643 DIFFERENCE : 0.034

LAP	SECTOR 1	SECTOR 2	SECTOR 3	LAP TIME	MPH	DIFF	TIME OF DAY
1 -		45.598	23.659	1:48.844	80.48	8.201	16:29:37.749
2 -	32.229	45.249	***23.449***	1:40.927 **(2)**	86.79	0.284	16:31:18.676
3 -	***32.114***	***45.046***	23.483	***1:40.643*** **(1)**	***87.03***		***16:32:59.319***
4 -	33.135	45.106	23.796	1:42.037 **(3)**	85.84	1.394	16:34:41.356

Weather / Track : Sunny / Dry

Brands Hatch GP
Circuit Length = 2.4332 miles
Start: 16:27 Flag 16:37 End: 16:39

BMCRC - MRO Championships 2018 - Rnd 6 @ Brands Hatch GP

BMCRC Thunderbike Extreme

RACE 14 - BEST SECTORS

	SECTOR 1			SECTOR 2			SECTOR 3			IDEAL / BEST COMPARISON					
POS	NO	NAME	TIME	NO	NAME	TIME	NO	NAME	TIME	POS	NO	NAME	IDEAL	BEST	DIFF
												PERFECT LAP	1:34.801		
1	76	BYARD	30.138	76	BYARD	42.326	76	BYARD	22.337	1	76	BYARD	1:34.801	1:34.862	0.061
2	41	ABRAHAM	30.317	77	MAY	42.556	42	WOOD	22.378	2	41	ABRAHAM	1:35.449	1:35.754	0.305
3	77	MAY	30.326	64	CHAMBERLAIN	42.570	54	SAUNDERS	22.493	3	77	MAY	1:35.511	1:35.756	0.245
4	64	CHAMBERLAIN	30.608	41	ABRAHAM	42.581	41	ABRAHAM	22.551	4	64	CHAMBERLAIN	1:35.763	1:36.189	0.426
5	42	WOOD	30.726	42	WOOD	42.762	64	CHAMBERLAIN	22.585	5	42	WOOD	1:35.866	1:36.113	0.247
6	82	HINNELLS	30.859	82	HINNELLS	43.035	77	MAY	22.629	6	54	SAUNDERS	1:36.593	1:36.945	0.352
7	54	SAUNDERS	30.957	54	SAUNDERS	43.143	44	DAVIES	22.778	7	82	HINNELLS	1:36.823	1:36.830	0.007
8	43	WILLSHER	31.236	44	DAVIES	43.258	3	BELENKIN	22.791	8	44	DAVIES	1:37.315	1:37.551	0.236
9	44	DAVIES	31.279	43	WILLSHER	43.466	43	WILLSHER	22.890	9	43	WILLSHER	1:37.592	1:37.669	0.077
10	22	DOOLAN	31.364	3	BELENKIN	43.756	82	HINNELLS	22.929	10	3	BELENKIN	1:38.261	1:38.412	0.151
11	3	BELENKIN	31.714	22	DOOLAN	43.988	16	WREN	22.963	11	22	DOOLAN	1:38.500	1:38.887	0.387
12	131	EDMONDSON	31.945	37	MARSH	44.425	69	RUSSO	23.068	12	69	RUSSO	1:39.849	1:40.666	0.817
13	96	SIM	31.995	85	TUCKER	44.548	22	DOOLAN	23.148	13	37	MARSH	1:39.918	1:40.012	0.094
14	15	KILLWORTH	32.096	15	KILLWORTH	44.562	85	TUCKER	23.270	14	131	EDMONDSON	1:40.010	1:40.605	0.595
15	114	MARTIN	32.114	69	RUSSO	44.606	37	MARSH	23.314	15	16	WREN	1:40.017	1:40.792	0.775
16	69	RUSSO	32.175	131	EDMONDSON	44.611	117	STAGG	23.350	16	85	TUCKER	1:40.127	1:40.465	0.338
17	37	MARSH	32.179	16	WREN	44.729	114	MARTIN	23.449	17	15	KILLWORTH	1:40.203	1:40.446	0.243
18	85	TUCKER	32.309	117	STAGG	44.859	131	EDMONDSON	23.454	18	96	SIM	1:40.591	1:40.645	0.054
19	16	WREN	32.325	96	SIM	44.863	15	KILLWORTH	23.545	19	114	MARTIN	1:40.609	1:40.643	0.034
20	228	EMERSON	32.389	99	BREEN	44.883	228	EMERSON	23.599	20	117	STAGG	1:40.656	1:40.799	0.143
21	117	STAGG	32.447	35	HARVEY	44.893	141	ROBINSON	23.651	21	99	BREEN	1:41.215	1:41.836	0.621
22	99	BREEN	32.528	114	MARTIN	45.046	96	SIM	23.733	22	228	EMERSON	1:41.930	1:42.221	0.291
23	51	HOGARTH	32.631	51	HOGARTH	45.686	99	BREEN	23.804	23	35	HARVEY	1:41.938	1:42.304	0.366
24	141	ROBINSON	32.748	141	ROBINSON	45.779	35	HARVEY	24.168	24	141	ROBINSON	1:42.178	1:42.846	0.668
25	35	HARVEY	32.877	228	EMERSON	45.942	51	HOGARTH	24.396	25	51	HOGARTH	1:42.713	1:42.735	0.022
26	46	DRAPER	34.250	46	DRAPER	48.489	21	BRENNAN	25.440	26	46	DRAPER	1:48.262	1:48.474	0.212
27	24	REYNOLDS	34.763	143	BARFORD	49.231	46	DRAPER	25.523	27	143	BARFORD	1:50.125	1:51.161	1.036
28	143	BARFORD	35.110	21	BRENNAN	49.535	143	BARFORD	25.784	28	21	BRENNAN	1:50.153	1:51.852	1.699
29	21	BRENNAN	35.178	24	REYNOLDS	50.777	24	REYNOLDS	25.827	29	24	REYNOLDS	1:51.367	1:51.924	0.557
30	130	GRINSTEAD	37.268	130	GRINSTEAD	53.655	130	GRINSTEAD	27.075	30	130	GRINSTEAD	1:57.998	1:59.005	1.007
31	18	ALBON	42.898	18	ALBON	58.735	18	ALBON	28.449	31	18	ALBON	2:10.082	2:10.838	0.756

Weather / Track : Sunny / Dry

Brands Hatch GP
Circuit Length = 2.4332 miles
Start: 16:27 Flag 16:37 End: 16:39

Results can be found at www.tsl-timing.com

Printed - 16:40 Saturday, 07 July 2018

BMCRC - MRO Championships 2018 - Rnd 6 @ Brands Hatch GP

BMCRC Thunderbike Extreme

RACE 4 - GRID (7 Laps)

ROW 12	36		35		34	15	Stacey KILLWORTH	
ROW 11	33	166	James CASWELL	32	10	Alexandru TRAXLER	31	33 Greg WRIGHT
ROW 10	30	18	Stuart ALBON 2:10.838	29	130	Fraser GRINSTEAD 1:59.005	28	24 Mark REYNOLDS 1:51.924
ROW 9	27	21	Danny BRENNAN 1:51.852	26	143	Daniel BARFORD 1:51.161	25	46 Adrian DRAPER 1:48.474
ROW 8	24	141	Matthew ROBINSON 1:42.846	23	51	Michael HOGARTH 1:42.735	22	35 Stephen HARVEY 1:42.304
ROW 7	21	228	Clive EMERSON 1:42.221	20	99	Robert BREEN 1:41.836	19	117 Raymond STAGG 1:40.799
ROW 6	18	16	Matthew WREN 1:40.792	17	69	Tony RUSSO 1:40.666	16	96 Jack SIM 1:40.645
ROW 5	15	114	Ricky MARTIN 1:40.643	14	131	Doug EDMONDSON 1:40.605	13	85 Carl TUCKER 1:40.465
ROW 4	12	37	Robert MARSH 1:40.012	11	22	Ben DOOLAN 1:38.887	10	3 Phil BELENKIN 1:38.412
ROW 3	9	43	Richard WILLSHER 1:37.669	8	44	Denzil DAVIES 1:37.551	7	54 Andrew SAUNDERS 1:36.945
ROW 2	6	82	Matt HINNELLS 1:36.830	5	64	Barry CHAMBERLAIN 1:36.189	4	42 Alan WOOD 1:36.113
ROW 1	3	77	David MAY 1:35.756	2	41	David ABRAHAM 1:35.754	1	76 Jason BYARD 1:34.862

Pole

Brands Hatch GP
Circuit Length = 2.4332 miles

These results are provisional until the conclusion of any judicial and technical matters.

Clerk Of Course :		Timekeeper :

Results can be found at www.tsl-timing.com

Printed - 17:12 Saturday, 07 July 2018

BMCRC - MRO Championships 2018 - Rnd 6 @ Brands Hatch GP

BMCRC Thunderbike Extreme

RACE 4 - CLASSIFICATION

POS	NO	CL	PIC	NAME	ENTRY	LAPS	TIME	GAP	DIFF	MPH	BEST	ON
1	76		1	Jason BYARD	Suzuki - May Construction	7	11:16.319			90.66	1:35.067	5
2	64		2	Barry CHAMBERLAIN	Suzuki - Airsys.co.uk	7	11:20.531	4.212	4.212	90.10	1:35.761	2
3	54		3	Andrew SAUNDERS	Suzuki - Icon Racing	7	11:20.733	4.414	0.202	90.07	1:35.503	7
4	41		4	David ABRAHAM	Aprilia - Cambridge Motorcycles	7	11:21.321	5.002	0.588	89.99	1:35.770	3
5	42		5	Alan WOOD	Suzuki - J.Clubb Aggregates & Concrete	7	11:23.910	7.591	2.589	89.65	1:35.512	6
6	43		6	Richard WILLSHER	Yamaha - Willsher Plant	7	11:25.714	9.395	1.804	89.42	1:35.760	3
7	77		7	David MAY	Suzuki - ELP Racing	7	11:26.906	10.587	1.192	89.26	1:36.454	6
8	82		8	Matt HINNELLS	Aprilia - Bears repairs/Jamie Vale Carpentry	7	11:28.223	11.904	1.317	89.09	1:36.632	7
9	44		9	Denzil DAVIES	Suzuki - Advanced Mouldings Ltd	7	11:28.753	12.434	0.530	89.02	1:36.522	7
10	22		10	Ben DOOLAN	Yamaha - my wallet	7	11:37.098	20.779	8.345	87.96	1:37.722	5
11	37		11	Robert MARSH	Kawasaki -	7	11:40.633	24.314	3.535	87.51	1:38.757	6
12	3		12	Phil BELENKIN	Suzuki -	7	11:44.426	28.107	3.793	87.04	1:38.914	4
13	69		13	Tony RUSSO	Suzuki - Titan Elevators	7	11:50.288	33.969	5.862	86.32	1:38.110	6
14	117		14	Raymond STAGG	Suzuki -	7	11:55.557	39.238	5.269	85.69	1:40.067	6
15	15		15	Stacey KILLWORTH	Honda - BK/Everns	7	11:57.959	41.640	2.402	85.40	1:39.832	7
16	96		16	Jack SIM	Yamaha -	7	12:00.102	43.783	2.143	85.15	1:41.809	4
17	85		17	Carl TUCKER	Aprilia - Kenny Wilson Racing	7	12:03.018	46.699	2.916	84.80	1:41.296	7
18	16		18	Matthew WREN	Suzuki - Broken Matt	7	12:03.243	46.924	0.225	84.78	1:41.291	3
19	51		19	Michael HOGARTH	Honda - WHR Racing	7	12:04.601	48.282	1.358	84.62	1:40.550	7
20	228		20	Clive EMERSON	Honda -	7	12:11.766	55.447	7.165	83.79	1:42.805	4
21	99	R	1	Robert BREEN	Suzuki - Traxden Motorcycles	7	12:14.052	57.733	2.286	83.53	1:42.638	7
22	141		21	Matthew ROBINSON	Suzuki - Prism developments	7	12:14.110	57.791	0.058	83.52	1:42.413	7
23	46		22	Adrian DRAPER	Suzuki - droopy racing uk	7	12:53.879	1:37.560	39.769	79.23	1:48.915	6
24	21		23	Danny BRENNAN	Aprilia - Greenplantuk	6	11:19.126	1 Lap	1 Lap	77.39	1:51.559	6
25	143		24	Daniel BARFORD	Suzuki - Shawell Tuning	6	11:19.828	1 Lap	0.702	77.31	1:51.669	4
26	24	R	2	Mark REYNOLDS	Yamaha -	6	11:20.125	1 Lap	0.297	77.27	1:50.758	5
27	130 *	R	3	Fraser GRINSTEAD	Suzuki - TRAPDOOR RACING	6	11:57.244	1 Lap	37.119	73.27	1:56.380	6
28	18	R	4	Stuart ALBON	Suzuki -	6	13:03.191	1 Lap	1:05.947	67.10	2:06.704	5
					NOT CLASSIFIED							
DNF	35	R		Stephen HARVEY	Yamaha -	6	11:10.769	1 Lap		78.35	1:47.864	3
DNF	131			Doug EDMONDSON	Yamaha - Anyone want to lend me a bike for the Cla	5	8:34.819	2 Laps	1 Lap	85.07	1:40.671	4
DNF	114			Ricky MARTIN	Suzuki - T.B.R Performance	5	8:36.353	2 Laps	1.534	84.82	1:41.207	3

FASTEST LAP

76		Jason BYARD	Suzuki - May Construction	5	1:35.067	92.14 mph	148.29 kph
99	R	Robert BREEN	Suzuki - Traxden Motorcycles	7	1:42.638	85.34 mph	137.35 kph

*** No. 130 - Please fit a working transponder**
Class - 92.5% of Race Speed = 83.86 mph
Class R - 92.5% of Race Speed = 77.26 mph

Brands Hatch GP
Circuit Length = 2.4332 miles
Start: 11:33 Flag 11:44 End: 11:46

Weather / Track : Sunny / Dry
These results are provisional until the conclusion of any judicial and technical matters.

Clerk Of Course :		Timekeeper :

Results can be found at www.tsl-timing.com

Printed - 11:47 Sunday, 08 July 2018

BMCRC - MRO Championships 2018 - Rnd 6 @ Brands Hatch GP

BMCRC Thunderbike Extreme

RACE 4 - LAP CHART

LAP 1 @ 11:34:41.457

NO	BEHIND	LAP TIME
76		1:40.562
41	1.391	1:41.953
42	2.006	1:42.568
64	2.214	1:42.776
77	2.292	1:42.854
43	2.449	1:43.011
54	2.496	1:43.058
82	3.194	1:43.756
44	3.913	1:44.475
37	4.704	1:45.266
22	5.171	1:45.733
3	7.101	1:47.663
96	7.587	1:48.149
85	8.025	1:48.587
131	8.428	1:48.990
117	8.806	1:49.368
69	8.964	1:49.526
114	9.038	1:49.600
16	10.067	1:50.629
15	10.677	1:51.239
51	11.675	1:52.237
228	11.988	1:52.550
99	12.938	1:53.500
141	13.329	1:53.891
46	16.078	1:56.640
35	16.134	1:56.696
143	17.853	1:58.415
21	18.388	1:58.950
24	21.023	2:01.585
130	27.030	2:07.592
18	35.813	2:16.375

LAP 2 @ 11:36:17.446

NO	BEHIND	LAP TIME
76		1:35.989
41	1.608	1:36.206
64	1.986	1:35.761
43	3.091	1:36.631
54	3.465	1:36.958
77	3.894	1:37.591
82	5.326	1:38.121
42	5.439	1:39.422
44	6.154	1:38.230
37	7.640	1:38.925
22	7.934	1:38.752
3	10.823	1:39.711
96	13.698	1:42.100
85	13.783	1:41.747
131	14.295	1:41.856
117	14.467	1:41.650
69	14.823	1:41.848
114	14.958	1:41.909
15	15.214	1:40.526
16	16.028	1:41.950
51	18.309	1:42.623
228	18.948	1:42.949
99	19.953	1:43.004
141	20.214	1:42.874
35	29.214	1:49.069
46	29.222	1:49.133
143	33.594	1:51.730
21	34.118	1:51.719
24	37.702	1:52.668
130	50.479	1:59.438
18	1:12.377	2:12.553

LAP 3 @ 11:37:53.142

NO	BEHIND	LAP TIME
76		1:35.696
41	1.682	1:35.770
64	2.693	1:36.403
43	3.155	1:35.760
54	4.274	1:36.505
77	5.477	1:37.279
82	6.470	1:36.840
42	7.106	1:37.363
44	8.197	1:37.739
22	10.885	1:38.647
37	11.666	1:39.722
3	15.737	1:40.610
96	20.081	1:42.079
131	20.218	1:41.619
117	20.408	1:41.637
114	20.469	1:41.207
69	20.562	1:41.435
85	21.299	1:43.212
15	21.477	1:41.959
16	21.623	1:41.291
51	25.752	1:43.139
228	26.081	1:42.829
99	28.296	1:44.039
141	28.359	1:43.841
35	41.382	1:47.864
46	42.814	1:49.288
21	50.387	1:51.965
143	51.333	1:53.435
24	55.034	1:53.028
130	1:15.076	2:00.293

LAP 4 @ 11:39:29.545

NO	BEHIND	LAP TIME
76		1:36.403
41	1.873	1:36.594
64	2.854	1:36.564
43	3.959	1:37.207
54	4.525	1:36.654
77	7.281	1:38.207
42	7.488	1:36.785
82	7.606	1:37.539
44	8.596	1:36.802
22	12.690	1:38.208
18	1 Lap	2:12.846
37	14.371	1:39.108
3	18.248	1:38.914
131	24.486	1:40.671
117	25.398	1:41.393
96	25.487	1:41.809
69	25.548	1:41.389
114	26.121	1:42.055
15	26.361	1:41.287
16	26.984	1:41.764
85	27.645	1:42.749
51	31.455	1:42.106
228	32.483	1:42.805
99	36.069	1:44.176
141	36.423	1:44.467
46	56.151	1:49.740
35	57.207	1:52.228
21	1:05.911	1:51.927
143	1:06.599	1:51.669
24	1:09.765	1:51.134

LAP 5 @ 11:41:04.612

NO	BEHIND	LAP TIME
76		1:35.067
130	1 Lap	1:56.631
41	3.511	1:36.705
64	4.014	1:36.227
54	5.070	1:35.612
43	5.499	1:36.607
42	8.703	1:36.282
77	9.503	1:37.289
82	9.996	1:37.457
44	10.790	1:37.261
22	15.345	1:37.722
37	18.949	1:39.645
3	22.402	1:39.221
69	30.242	1:39.761
131	31.102	1:41.683
117	31.157	1:40.826
96	32.399	1:41.979
114	32.636	1:41.582
15	32.880	1:41.586
16	34.176	1:42.259
85	34.688	1:42.110
51	38.969	1:42.581
228	40.853	1:43.437
99	44.683	1:43.681
141	45.117	1:43.761
18	1 Lap	2:07.710
46	1:10.215	1:49.131
35	1:13.236	1:51.096
21	1:23.850	1:53.006
143	1:23.992	1:52.460
24	1:25.456	1:50.758

LAP 6 @ 11:42:40.335

NO	BEHIND	LAP TIME
76		1:35.723
64	4.923	1:36.632
41	5.168	1:37.380
54	5.790	1:36.443
43	8.038	1:38.262
42	8.492	1:35.512
77	10.234	1:36.454
82	12.151	1:37.878
44	12.791	1:37.724
22	18.985	1:39.363
130	1 Lap	1:56.910
37	21.983	1:38.757
3	25.640	1:38.961
69	32.629	1:38.110
117	35.501	1:40.067
15	38.687	1:41.530
96	38.699	1:42.023
16	41.827	1:43.374
85	42.282	1:43.317
51	44.611	1:41.365
228	48.093	1:42.963
99	51.974	1:43.014
141	52.257	1:42.863
18	1 Lap	2:06.704
46	1:23.407	1:48.915
35	1:31.329	1:53.816

LAP 7 @ 11:44:17.214

NO	BEHIND	LAP TIME
76		1:36.879
21	1 Lap	1:51.559
143	1 Lap	1:52.119
24	1 Lap	1:50.952
64	4.212	1:36.168
54	4.414	1:35.503
41	5.002	1:36.713
42	7.591	1:35.978
43	9.395	1:38.236
77	10.587	1:37.232
82	11.904	1:36.632
44	12.434	1:36.522
22	20.779	1:38.673
37	24.314	1:39.210
3	28.107	1:39.346
69	33.969	1:38.219
117	39.238	1:40.616
130	1 Lap	1:56.380
15	41.640	1:39.832
96	43.783	1:41.963
85	46.699	1:41.296
16	46.924	1:41.976
51	48.282	1:40.550
228	55.447	1:44.233
99	57.733	1:42.638
141	57.791	1:42.413
46	1:37.560	1:51.032
18	1 Lap	2:07.003

Weather / Track : Sunny / Dry

Brands Hatch GP
Circuit Length = 2.4332 miles
Start: 11:33 Flag 11:44 End: 11:46

Results can be found at www.tsl-timing.com

Printed - 11:48 Sunday, 08 July 2018

BMCRC - MRO Championships 2018 - Rnd 6 @ Brands Hatch GP

BMCRC Thunderbike Extreme

RACE 4 - SECTOR ANALYSIS

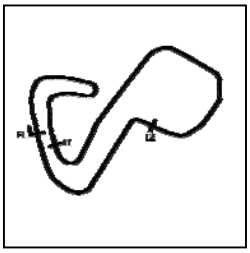

SECTOR 1 = FL to I1, SECTOR 2 = I1 to I2, SECTOR 3 = I2 to FL, DIFF = Difference To Personal Best Lap, P = Crossed Finish Line in Pit Lane, D = Time Disallowed

P1 76 Jason BYARD Suzuki - May Construction

IDEAL LAP TIME : 1:35.067 BEST LAP TIME : 1:35.067 DIFFERENCE : 0.000

LAP	SECTOR 1	SECTOR 2	SECTOR 3	LAP TIME	MPH	DIFF	TIME OF DAY
1 -		42.577	22.774	1:40.562	87.10	5.495	11:34:41.457
2 -	30.539	42.830	22.620	1:35.989	91.25	0.922	11:36:17.446
3 -	30.666	42.508	22.522	1:35.696 **(2)**	91.53	0.629	11:37:53.142
4 -	30.494	43.144	22.765	1:36.403	90.86	1.336	11:39:29.545
5 -	***30.272***	***42.377***	***22.418***	***1:35.067*** **(1)**	***92.14***		***11:41:04.612***
6 -	30.640	42.577	22.506	1:35.723 **(3)**	91.51	0.656	11:42:40.335
7 -	30.386	43.483	23.010	1:36.879	90.42	1.812	11:44:17.214

P2 64 Barry CHAMBERLAIN Suzuki - Airsys.co.uk

IDEAL LAP TIME : 1:35.761 BEST LAP TIME : 1:35.761 DIFFERENCE : 0.000

LAP	SECTOR 1	SECTOR 2	SECTOR 3	LAP TIME	MPH	DIFF	TIME OF DAY
1 -		43.554	22.847	1:42.776	85.23	7.015	11:34:43.671
2 -	***30.576***	***42.570***	***22.615***	***1:35.761*** **(1)**	***91.47***		***11:36:19.432***
3 -	30.879	42.774	22.750	1:36.403	90.86	0.642	11:37:55.835
4 -	30.603	43.275	22.686	1:36.564	90.71	0.803	11:39:32.399
5 -	30.880	42.718	22.629	1:36.227 **(3)**	91.03	0.466	11:41:08.626
6 -	30.724	43.081	22.827	1:36.632	90.65	0.871	11:42:45.258
7 -	30.706	42.674	22.788	1:36.168 **(2)**	91.08	0.407	11:44:21.426

P3 54 Andrew SAUNDERS Suzuki - Icon Racing

IDEAL LAP TIME : 1:35.240 BEST LAP TIME : 1:35.503 DIFFERENCE : 0.263

LAP	SECTOR 1	SECTOR 2	SECTOR 3	LAP TIME	MPH	DIFF	TIME OF DAY
1 -		43.475	22.427	1:43.058	84.99	7.555	11:34:43.953
2 -	31.565	43.034	22.359	1:36.958	90.34	1.455	11:36:20.911
3 -	31.081	43.048	22.376	1:36.505	90.77	1.002	11:37:57.416
4 -	31.157	42.890	22.607	1:36.654	90.63	1.151	11:39:34.070
5 -	***30.647***	42.605	22.360	1:35.612 **(2)**	91.61	0.109	11:41:09.682
6 -	31.120	43.084	22.239	1:36.443 **(3)**	90.82	0.940	11:42:46.125
7 -	30.910	***42.456***	***22.137***	***1:35.503*** **(1)**	***91.72***		***11:44:21.628***

P4 41 David ABRAHAM Aprilia - Cambridge Motorcycles

IDEAL LAP TIME : 1:35.770 BEST LAP TIME : 1:35.770 DIFFERENCE : 0.000

LAP	SECTOR 1	SECTOR 2	SECTOR 3	LAP TIME	MPH	DIFF	TIME OF DAY
1 -		43.775	22.689	1:41.953	85.92	6.183	11:34:42.848
2 -	30.457	43.040	22.709	1:36.206 **(2)**	91.05	0.436	11:36:19.054
3 -	***30.420***	***42.698***	***22.652***	***1:35.770*** **(1)**	***91.46***		***11:37:54.824***
4 -	30.687	43.220	22.687	1:36.594 **(3)**	90.68	0.824	11:39:31.418
5 -	30.751	43.254	22.700	1:36.705	90.58	0.935	11:41:08.123
6 -	31.657	42.913	22.810	1:37.380	89.95	1.610	11:42:45.503
7 -	30.984	42.798	22.931	1:36.713	90.57	0.943	11:44:22.216

P5 42 Alan WOOD Suzuki - J.Clubb Aggregates & Concrete

IDEAL LAP TIME : 1:35.350 BEST LAP TIME : 1:35.512 DIFFERENCE : 0.162

LAP	SECTOR 1	SECTOR 2	SECTOR 3	LAP TIME	MPH	DIFF	TIME OF DAY
1 -		43.537	22.782	1:42.568	85.40	7.056	11:34:43.463
2 -	32.194	44.501	22.727	1:39.422	88.10	3.910	11:36:22.885
3 -	31.355	43.469	22.539	1:37.363	89.97	1.851	11:38:00.248
4 -	31.057	***42.730***	22.998	1:36.785	90.50	1.273	11:39:37.033
5 -	31.051	42.869	***22.362***	1:36.282 **(3)**	90.98	0.770	11:41:13.315
6 -	***30.258***	42.822	22.432	***1:35.512*** **(1)**	***91.71***		***11:42:48.827***
7 -	30.771	42.786	22.421	1:35.978 **(2)**	91.26	0.466	11:44:24.805

P6 43 Richard WILLSHER Yamaha - Willsher Plant

IDEAL LAP TIME : 1:35.760 BEST LAP TIME : 1:35.760 DIFFERENCE : 0.000

LAP	SECTOR 1	SECTOR 2	SECTOR 3	LAP TIME	MPH	DIFF	TIME OF DAY

Weather / Track : Sunny / Dry

Brands Hatch GP
Circuit Length = 2.4332 miles
Start: 11:33 Flag 11:44 End: 11:46

BMCRC - MRO Championships 2018 - Rnd 6 @ Brands Hatch GP

BMCRC Thunderbike Extreme

RACE 4 - SECTOR ANALYSIS

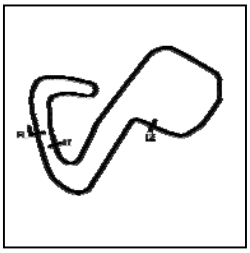

SECTOR 1 = FL to I1, SECTOR 2 = I1 to I2, SECTOR 3 = I2 to FL, DIFF = Difference To Personal Best Lap, P = Crossed Finish Line in Pit Lane, D = Time Disallowed

1 -		43.452	22.796	1:43.011	85.03	7.251	11:34:43.906
2 -	30.546	43.335	22.750	1:36.631 (3)	90.65	0.871	11:36:20.537
3 -	***30.414***	***42.658***	***22.688***	***1:35.760 (1)***	***91.47***		***11:37:56.297***
4 -	30.810	43.469	22.928	1:37.207	90.11	1.447	11:39:33.504
5 -	30.478	43.120	23.009	1:36.607 (2)	90.67	0.847	11:41:10.111
6 -	31.430	43.517	23.315	1:38.262	89.14	2.502	11:42:48.373
7 -	31.132	43.594	23.510	1:38.236	89.17	2.476	11:44:26.609

P7 77 David MAY Suzuki - ELP Racing

IDEAL LAP TIME : 1:36.386 BEST LAP TIME : 1:36.454 DIFFERENCE : 0.068

LAP	SECTOR 1	SECTOR 2	SECTOR 3	LAP TIME	MPH	DIFF	TIME OF DAY
1 -		43.609	23.266	1:42.854	85.16	6.400	11:34:43.749
2 -	31.422	43.116	23.053	1:37.591	89.76	1.137	11:36:21.340
3 -	31.181	43.257	22.841	1:37.279 (3)	90.04	0.825	11:37:58.619
4 -	31.140	43.204	23.863	1:38.207	89.19	1.753	11:39:36.826
5 -	30.951	43.626	***22.712***	1:37.289	90.03	0.835	11:41:14.115
6 -	***30.829***	***42.845***	22.780	***1:36.454 (1)***	***90.81***		***11:42:50.569***
7 -	31.365	43.037	22.830	1:37.232 (2)	90.09	0.778	11:44:27.801

P8 82 Matt HINNELLS Aprilia - Bears repairs/Jamie Vale Carpentry

IDEAL LAP TIME : 1:36.612 BEST LAP TIME : 1:36.632 DIFFERENCE : 0.020

LAP	SECTOR 1	SECTOR 2	SECTOR 3	LAP TIME	MPH	DIFF	TIME OF DAY
1 -		44.029	22.885	1:43.756	84.42	7.124	11:34:44.651
2 -	31.210	43.998	22.913	1:38.121	89.27	1.489	11:36:22.772
3 -	30.984	43.101	22.755	1:36.840 (2)	90.45	0.208	11:37:59.612
4 -	31.065	***43.045***	23.429	1:37.539	89.80	0.907	11:39:37.151
5 -	31.320	43.399	***22.738***	1:37.457 (3)	89.88	0.825	11:41:14.608
6 -	31.856	43.269	22.753	1:37.878	89.49	1.246	11:42:52.486
7 -	***30.829***	***43.045***	22.758	***1:36.632 (1)***	***90.65***		***11:44:29.118***

P9 44 Denzil DAVIES Suzuki - Advanced Mouldings Ltd

IDEAL LAP TIME : 1:36.435 BEST LAP TIME : 1:36.522 DIFFERENCE : 0.087

LAP	SECTOR 1	SECTOR 2	SECTOR 3	LAP TIME	MPH	DIFF	TIME OF DAY
1 -		43.889	23.077	1:44.475	83.84	7.953	11:34:45.370
2 -	31.581	43.659	22.990	1:38.230	89.17	1.708	11:36:23.600
3 -	31.407	43.536	22.796	1:37.739	89.62	1.217	11:38:01.339
4 -	30.884	***42.897***	23.021	1:36.802 (2)	90.49	0.280	11:39:38.141
5 -	31.107	43.062	23.092	1:37.261 (3)	90.06	0.739	11:41:15.402
6 -	31.145	43.855	22.724	1:37.724	89.63	1.202	11:42:53.126
7 -	***30.827***	42.984	***22.711***	***1:36.522 (1)***	***90.75***		***11:44:29.648***

P10 22 Ben DOOLAN Yamaha - my wallet

IDEAL LAP TIME : 1:37.722 BEST LAP TIME : 1:37.722 DIFFERENCE : 0.000

LAP	SECTOR 1	SECTOR 2	SECTOR 3	LAP TIME	MPH	DIFF	TIME OF DAY
1 -		44.115	23.208	1:45.733	82.84	8.011	11:34:46.628
2 -	31.561	44.001	23.190	1:38.752	88.70	1.030	11:36:25.380
3 -	31.490	43.923	23.234	1:38.647 (3)	88.79	0.925	11:38:04.027
4 -	31.150	43.851	23.207	1:38.208 (2)	89.19	0.486	11:39:42.235
5 -	***31.045***	***43.505***	***23.172***	***1:37.722 (1)***	***89.64***		***11:41:19.957***
6 -	32.482	43.644	23.237	1:39.363	88.16	1.641	11:42:59.320
7 -	31.239	44.189	23.245	1:38.673	88.77	0.951	11:44:37.993

P11 37 Robert MARSH Kawasaki -

IDEAL LAP TIME : 1:38.703 BEST LAP TIME : 1:38.757 DIFFERENCE : 0.054

LAP	SECTOR 1	SECTOR 2	SECTOR 3	LAP TIME	MPH	DIFF	TIME OF DAY
1 -		44.137	23.341	1:45.266	83.21	6.509	11:34:46.161
2 -	31.623	43.942	23.360	1:38.925 (2)	88.55	0.168	11:36:25.086
3 -	32.050	44.397	***23.275***	1:39.722	87.84	0.965	11:38:04.808
4 -	31.766	43.997	23.345	1:39.108 (3)	88.38	0.351	11:39:43.916

Weather / Track : Sunny / Dry

Brands Hatch GP
Circuit Length = 2.4332 miles
Start: 11:33 Flag 11:44 End: 11:46

BMCRC - MRO Championships 2018 - Rnd 6 @ Brands Hatch GP

BMCRC Thunderbike Extreme

RACE 4 - SECTOR ANALYSIS

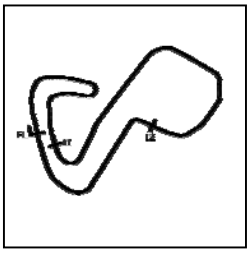

SECTOR 1 = FL to I1, SECTOR 2 = I1 to I2, SECTOR 3 = I2 to FL, DIFF = Difference To Personal Best Lap, P = Crossed Finish Line in Pit Lane, D = Time Disallowed

5 -	32.105	44.073	23.467	1:39.645	87.91	0.888	11:41:23.561
6 -	***31.583***	***43.845***	23.329	***1:38.757*** **(1)**	***88.70***		***11:43:02.318***
7 -	31.756	43.885	23.569	1:39.210	88.29	0.453	11:44:41.528

P12 3 Phil BELENKIN Suzuki -

IDEAL LAP TIME : 1:38.822 BEST LAP TIME : 1:38.914 DIFFERENCE : 0.092

LAP	SECTOR 1	SECTOR 2	SECTOR 3	LAP TIME	MPH	DIFF	TIME OF DAY
1 -		45.101	23.331	1:47.663	81.36	8.749	11:34:48.558
2 -	32.438	44.282	22.991	1:39.711	87.85	0.797	11:36:28.269
3 -	32.483	44.751	23.376	1:40.610	87.06	1.696	11:38:08.879
4 -	31.916	43.973	23.025	***1:38.914*** **(1)**	***88.56***		***11:39:47.793***
5 -	31.929	44.219	23.073	1:39.221 **(3)**	88.28	0.307	11:41:27.014
6 -	***31.908***	44.080	***22.973***	1:38.961 **(2)**	88.51	0.047	11:43:05.975
7 -	32.055	***43.941***	23.350	1:39.346	88.17	0.432	11:44:45.321

P13 69 Tony RUSSO Suzuki - Titan Elevators

IDEAL LAP TIME : 1:37.625 BEST LAP TIME : 1:38.110 DIFFERENCE : 0.485

LAP	SECTOR 1	SECTOR 2	SECTOR 3	LAP TIME	MPH	DIFF	TIME OF DAY
1 -		45.570	23.867	1:49.526	79.97	11.416	11:34:50.421
2 -	32.706	45.312	23.830	1:41.848	86.00	3.738	11:36:32.269
3 -	33.101	45.063	23.271	1:41.435	86.35	3.325	11:38:13.704
4 -	33.269	44.723	23.397	1:41.389	86.39	3.279	11:39:55.093
5 -	32.116	44.649	22.996	1:39.761 **(3)**	87.80	1.651	11:41:34.854
6 -	31.675	***43.603***	***22.832***	***1:38.110*** **(1)**	***89.28***		***11:43:12.964***
7 -	***31.190***	44.070	22.959	1:38.219 **(2)**	89.18	0.109	11:44:51.183

P14 117 Raymond STAGG Suzuki -

IDEAL LAP TIME : 1:39.843 BEST LAP TIME : 1:40.067 DIFFERENCE : 0.224

LAP	SECTOR 1	SECTOR 2	SECTOR 3	LAP TIME	MPH	DIFF	TIME OF DAY
1 -		45.615	23.896	1:49.368	80.09	9.301	11:34:50.263
2 -	32.046	45.936	23.668	1:41.650	86.17	1.583	11:36:31.913
3 -	33.176	44.946	23.515	1:41.637	86.18	1.570	11:38:13.550
4 -	32.720	45.160	23.513	1:41.393	86.39	1.326	11:39:54.943
5 -	31.928	44.745	24.153	1:40.826 **(3)**	86.88	0.759	11:41:35.769
6 -	***31.703***	44.896	***23.468***	***1:40.067*** **(1)**	***87.53***		***11:43:15.836***
7 -	31.773	***44.672***	24.171	1:40.616 **(2)**	87.06	0.549	11:44:56.452

P15 15 Stacey KILLWORTH Honda - BK/Everns

IDEAL LAP TIME : 1:39.676 BEST LAP TIME : 1:39.832 DIFFERENCE : 0.156

LAP	SECTOR 1	SECTOR 2	SECTOR 3	LAP TIME	MPH	DIFF	TIME OF DAY
1 -		45.758	23.670	1:51.239	78.74	11.407	11:34:52.134
2 -	32.148	44.965	***23.413***	1:40.526 **(2)**	87.14	0.694	11:36:32.660
3 -	32.912	45.476	23.571	1:41.959	85.91	2.127	11:38:14.619
4 -	32.651	45.140	23.496	1:41.287 **(3)**	86.48	1.455	11:39:55.906
5 -	32.327	45.761	23.498	1:41.586	86.23	1.754	11:41:37.492
6 -	32.525	45.252	23.753	1:41.530	86.27	1.698	11:43:19.022
7 -	***31.582***	***44.681***	23.569	***1:39.832*** **(1)**	***87.74***		***11:44:58.854***

P16 96 Jack SIM Yamaha -

IDEAL LAP TIME : 1:41.372 BEST LAP TIME : 1:41.809 DIFFERENCE : 0.437

LAP	SECTOR 1	SECTOR 2	SECTOR 3	LAP TIME	MPH	DIFF	TIME OF DAY
1 -		45.538	24.100	1:48.149	80.99	6.340	11:34:49.044
2 -	32.837	45.244	24.019	1:42.100	85.79	0.291	11:36:31.144
3 -	32.502	45.541	24.036	1:42.079	85.81	0.270	11:38:13.223
4 -	32.588	***45.188***	24.033	***1:41.809*** **(1)**	***86.04***		***11:39:55.032***
5 -	32.293	45.760	***23.926***	1:41.979 **(3)**	85.89	0.170	11:41:37.011
6 -	32.509	45.460	24.054	1:42.023	85.86	0.214	11:43:19.034
7 -	***32.258***	45.652	24.053	1:41.963 **(2)**	85.91	0.154	11:45:00.997

Weather / Track : Sunny / Dry

Brands Hatch GP
Circuit Length = 2.4332 miles
Start: 11:33 Flag 11:44 End: 11:46

BMCRC - MRO Championships 2018 - Rnd 6 @ Brands Hatch GP

BMCRC Thunderbike Extreme

RACE 4 - SECTOR ANALYSIS

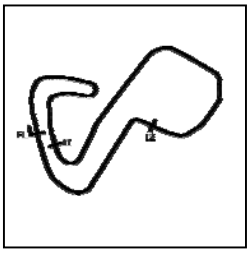

SECTOR 1 = FL to I1, SECTOR 2 = I1 to I2, SECTOR 3 = I2 to FL, DIFF = Difference To Personal Best Lap, P = Crossed Finish Line in Pit Lane, D = Time Disallowed

P17 85 Carl TUCKER — Aprilia - Kenny Wilson Racing

IDEAL LAP TIME : 1:41.053 BEST LAP TIME : 1:41.296 DIFFERENCE : 0.243

LAP	SECTOR 1	SECTOR 2	SECTOR 3	LAP TIME	MPH	DIFF	TIME OF DAY
1 -		45.894	23.630	1:48.587	80.67	7.291	11:34:49.482
2 -	***32.412***	45.796	23.539	1:41.747 **(2)**	86.09	0.451	11:36:31.229
3 -	33.681	45.876	23.655	1:43.212	84.87	1.916	11:38:14.441
4 -	33.396	45.698	23.655	1:42.749	85.25	1.453	11:39:57.190
5 -	32.532	46.132	***23.446***	1:42.110 **(3)**	85.78	0.814	11:41:39.300
6 -	33.139	46.311	23.867	1:43.317	84.78	2.021	11:43:22.617
7 -	32.528	***45.195***	23.573	***1:41.296*** **(1)**	***86.47***		***11:45:03.913***

P18 16 Matthew WREN — Suzuki - Broken Matt

IDEAL LAP TIME : 1:40.738 BEST LAP TIME : 1:41.291 DIFFERENCE : 0.553

LAP	SECTOR 1	SECTOR 2	SECTOR 3	LAP TIME	MPH	DIFF	TIME OF DAY
1 -		46.299	23.658	1:50.629	79.18	9.338	11:34:51.524
2 -	33.413	45.406	***23.131***	1:41.950 **(3)**	85.92	0.659	11:36:33.474
3 -	32.935	***45.017***	23.339	***1:41.291*** **(1)**	***86.48***		***11:38:14.765***
4 -	33.253	45.207	23.304	1:41.764 **(2)**	86.07	0.473	11:39:56.529
5 -	***32.590***	46.301	23.368	1:42.259	85.66	0.968	11:41:38.788
6 -	33.332	46.449	23.593	1:43.374	84.73	2.083	11:43:22.162
7 -	33.069	45.605	23.302	1:41.976	85.90	0.685	11:45:04.138

P19 51 Michael HOGARTH — Honda - WHR Racing

IDEAL LAP TIME : 1:40.550 BEST LAP TIME : 1:40.550 DIFFERENCE : 0.000

LAP	SECTOR 1	SECTOR 2	SECTOR 3	LAP TIME	MPH	DIFF	TIME OF DAY
1 -		46.638	24.668	1:52.237	78.04	11.687	11:34:53.132
2 -	33.046	45.575	24.002	1:42.623	85.35	2.073	11:36:35.755
3 -	32.789	46.246	24.104	1:43.139	84.93	2.589	11:38:18.894
4 -	32.600	45.297	24.209	1:42.106 **(3)**	85.79	1.556	11:40:01.000
5 -	33.101	45.587	23.893	1:42.581	85.39	2.031	11:41:43.581
6 -	32.504	45.129	23.732	1:41.365 **(2)**	86.41	0.815	11:43:24.946
7 -	***32.406***	***44.502***	***23.642***	***1:40.550*** **(1)**	***87.11***		***11:45:05.496***

P20 228 Clive EMERSON — Honda -

IDEAL LAP TIME : 1:42.183 BEST LAP TIME : 1:42.805 DIFFERENCE : 0.622

LAP	SECTOR 1	SECTOR 2	SECTOR 3	LAP TIME	MPH	DIFF	TIME OF DAY
1 -		47.412	24.082	1:52.550	77.83	9.745	11:34:53.445
2 -	33.190	***45.920***	***23.839***	1:42.949 **(3)**	85.08	0.144	11:36:36.394
3 -	***32.424***	46.391	24.014	1:42.829 **(2)**	85.18	0.024	11:38:19.223
4 -	32.711	46.193	23.901	***1:42.805*** **(1)**	***85.20***		***11:40:02.028***
5 -	32.547	46.829	24.061	1:43.437	84.68	0.632	11:41:45.465
6 -	32.442	46.133	24.388	1:42.963	85.07	0.158	11:43:28.428
7 -	32.836	46.928	24.469	1:44.233	84.04	1.428	11:45:12.661

P21 99 R Robert BREEN — Suzuki - Traxden Motorcycles

IDEAL LAP TIME : 1:42.413 BEST LAP TIME : 1:42.638 DIFFERENCE : 0.225

LAP	SECTOR 1	SECTOR 2	SECTOR 3	LAP TIME	MPH	DIFF	TIME OF DAY
1 -		46.902	24.309	1:53.500	77.17	10.862	11:34:54.395
2 -	***33.020***	45.838	***24.146***	1:43.004 **(2)**	85.04	0.366	11:36:37.399
3 -	33.150	46.481	24.408	1:44.039	84.19	1.401	11:38:21.438
4 -	33.556	46.280	24.340	1:44.176	84.08	1.538	11:40:05.614
5 -	33.028	45.969	24.684	1:43.681	84.48	1.043	11:41:49.295
6 -	33.399	45.420	24.195	1:43.014 **(3)**	85.03	0.376	11:43:32.309
7 -	33.166	***45.247***	24.225	***1:42.638*** **(1)**	***85.34***		***11:45:14.947***

P22 141 Matthew ROBINSON — Suzuki - Prism developments

IDEAL LAP TIME : 1:42.237 BEST LAP TIME : 1:42.413 DIFFERENCE : 0.176

LAP	SECTOR 1	SECTOR 2	SECTOR 3	LAP TIME	MPH	DIFF	TIME OF DAY

Weather / Track : Sunny / Dry

Brands Hatch GP
Circuit Length = 2.4332 miles
Start: 11:33 Flag 11:44 End: 11:46

BMCRC - MRO Championships 2018 - Rnd 6 @ Brands Hatch GP

BMCRC Thunderbike Extreme

RACE 4 - SECTOR ANALYSIS

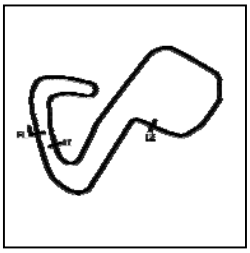

SECTOR 1 = FL to I1, SECTOR 2 = I1 to I2, SECTOR 3 = I2 to FL, DIFF = Difference To Personal Best Lap, P = Crossed Finish Line in Pit Lane, D = Time Disallowed

1 -		47.373	23.863	1:53.891	76.91	11.478	11:34:54.786
2 -	33.270	45.711	23.893	1:42.874 (3)	85.15	0.461	11:36:37.660
3 -	33.292	46.471	24.078	1:43.841	84.35	1.428	11:38:21.501
4 -	33.782	46.658	24.027	1:44.467	83.85	2.054	11:40:05.968
5 -	***33.078***	46.061	24.622	1:43.761	84.42	1.348	11:41:49.729
6 -	33.214	45.856	23.793	1:42.863 (2)	85.16	0.450	11:43:32.592
7 -	33.254	***45.419***	***23.740***	***1:42.413 (1)***	***85.53***		***11:45:15.005***

P23 46 Adrian DRAPER Suzuki - droopy racing uk

IDEAL LAP TIME : 1:48.634 BEST LAP TIME : 1:48.915 DIFFERENCE : 0.281

LAP	SECTOR 1	SECTOR 2	SECTOR 3	LAP TIME	MPH	DIFF	TIME OF DAY
1 -		48.839	25.808	1:56.640	75.10	7.725	11:34:57.535
2 -	34.897	48.606	25.630	1:49.133 (3)	80.26	0.218	11:36:46.668
3 -	35.064	48.604	***25.620***	1:49.288	80.15	0.373	11:38:35.956
4 -	34.589	48.998	26.153	1:49.740	79.82	0.825	11:40:25.696
5 -	34.524	48.681	25.926	1:49.131 (2)	80.26	0.216	11:42:14.827
6 -	***34.419***	***48.595***	25.901	***1:48.915 (1)***	***80.42***		***11:44:03.742***
7 -	35.266	49.768	25.998	1:51.032	78.89	2.117	11:45:54.774

P24 21 Danny BRENNAN Aprilia - Greenplantuk

IDEAL LAP TIME : 1:50.192 BEST LAP TIME : 1:51.559 DIFFERENCE : 1.367

LAP	SECTOR 1	SECTOR 2	SECTOR 3	LAP TIME	MPH	DIFF	TIME OF DAY
1 -		***49.817***	***25.218***	1:58.950	73.64	7.391	11:34:59.845
2 -	36.059	49.893	25.767	1:51.719 (2)	78.40	0.160	11:36:51.564
3 -	36.042	50.356	25.567	1:51.965	78.23	0.406	11:38:43.529
4 -	***35.157***	50.951	25.819	1:51.927 (3)	78.26	0.368	11:40:35.456
5 -	35.516	51.830	25.660	1:53.006	77.51	1.447	11:42:28.462
6 -	35.433	50.195	25.931	***1:51.559 (1)***	***78.52***		***11:44:20.021***

P25 143 Daniel BARFORD Suzuki - Shawell Tuning

IDEAL LAP TIME : 1:50.662 BEST LAP TIME : 1:51.669 DIFFERENCE : 1.007

LAP	SECTOR 1	SECTOR 2	SECTOR 3	LAP TIME	MPH	DIFF	TIME OF DAY
1 -		***49.286***	***25.958***	1:58.415	73.97	6.746	11:34:59.310
2 -	35.724	49.500	26.506	1:51.730 (2)	78.40	0.061	11:36:51.040
3 -	36.098	51.224	26.113	1:53.435	77.22	1.766	11:38:44.475
4 -	35.815	49.656	26.198	***1:51.669 (1)***	***78.44***		***11:40:36.144***
5 -	***35.418***	51.063	25.979	1:52.460	77.89	0.791	11:42:28.604
6 -	35.750	50.126	26.243	1:52.119 (3)	78.12	0.450	11:44:20.723

P26 24 R Mark REYNOLDS Yamaha -

IDEAL LAP TIME : 1:50.439 BEST LAP TIME : 1:50.758 DIFFERENCE : 0.319

LAP	SECTOR 1	SECTOR 2	SECTOR 3	LAP TIME	MPH	DIFF	TIME OF DAY
1 -		51.217	26.134	2:01.585	72.04	10.827	11:35:02.480
2 -	35.594	51.047	26.027	1:52.668	77.74	1.910	11:36:55.148
3 -	35.691	50.928	26.409	1:53.028	77.50	2.270	11:38:48.176
4 -	35.397	***49.772***	25.965	1:51.134 (3)	78.82	0.376	11:40:39.310
5 -	***34.948***	50.074	25.736	***1:50.758 (1)***	***79.08***		***11:42:30.068***
6 -	35.103	50.130	***25.719***	1:50.952 (2)	78.95	0.194	11:44:21.020

P27 130 R Fraser GRINSTEAD Suzuki - TRAPDOOR RACING

IDEAL LAP TIME : BEST LAP TIME : 1:56.380 DIFFERENCE :

LAP	SECTOR 1	SECTOR 2	SECTOR 3	LAP TIME	MPH	DIFF	TIME OF DAY
1 -				2:07.592	68.65	11.212	11:35:08.487
2 -				1:59.438	73.34	3.058	11:37:07.925
3 -				2:00.293	72.82	3.913	11:39:08.218
4 -				1:56.631 (2)	75.10	0.251	11:41:04.849
5 -				1:56.910 (3)	74.92	0.530	11:43:01.759
6 -				***1:56.380 (1)***	***75.26***		***11:44:58.139***

Weather / Track : Sunny / Dry

Brands Hatch GP
Circuit Length = 2.4332 miles
Start: 11:33 Flag 11:44 End: 11:46

BMCRC - MRO Championships 2018 - Rnd 6 @ Brands Hatch GP

BMCRC Thunderbike Extreme

RACE 4 - SECTOR ANALYSIS

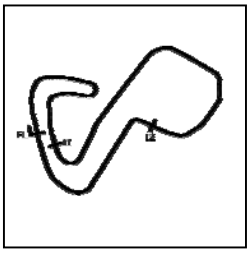

SECTOR 1 = FL to I1, SECTOR 2 = I1 to I2, SECTOR 3 = I2 to FL, DIFF = Difference To Personal Best Lap, P = Crossed Finish Line in Pit Lane, D = Time Disallowed

P28 18 R Stuart ALBON Suzuki -

IDEAL LAP TIME : 2:05.099 BEST LAP TIME : 2:06.704 DIFFERENCE : 1.605

LAP	SECTOR 1	SECTOR 2	SECTOR 3	LAP TIME	MPH	DIFF	TIME OF DAY
1 -		58.228	29.393	2:16.375	64.23	9.671	11:35:17.270
2 -	41.763	1:01.290	29.500	2:12.553	66.08	5.849	11:37:29.823
3 -	42.068	59.306	31.472	2:12.846	65.93	6.142	11:39:42.669
4 -	40.407	58.820	28.483	2:07.710 **(3)**	68.59	1.006	11:41:50.379
5 -	***40.238***	***57.220***	29.246	***2:06.704*** **(1)**	***69.13***		***11:43:57.083***
6 -	41.092	58.270	***27.641***	2:07.003 **(2)**	68.97	0.299	11:46:04.086

P29 35 R Stephen HARVEY Yamaha -

IDEAL LAP TIME : 1:46.888 BEST LAP TIME : 1:47.864 DIFFERENCE : 0.976

LAP	SECTOR 1	SECTOR 2	SECTOR 3	LAP TIME	MPH	DIFF	TIME OF DAY
1 -		***48.052***	25.696	1:56.696	75.06	8.832	11:34:57.591
2 -	***33.756***	50.233	***25.080***	1:49.069 **(2)**	80.31	1.205	11:36:46.660
3 -	33.862	48.550	25.452	***1:47.864*** **(1)**	***81.21***		***11:38:34.524***
4 -	34.841	51.248	26.139	1:52.228	78.05	4.364	11:40:26.752
5 -	35.731	49.601	25.764	1:51.096 **(3)**	78.84	3.232	11:42:17.848
6 -	36.409	50.518	26.889	1:53.816	76.96	5.952	11:44:11.664

P30 131 Doug EDMONDSON Yamaha - Anyone want to lend me a bike for the Classic TT 201

IDEAL LAP TIME : 1:40.467 BEST LAP TIME : 1:40.671 DIFFERENCE : 0.204

LAP	SECTOR 1	SECTOR 2	SECTOR 3	LAP TIME	MPH	DIFF	TIME OF DAY
1 -		45.710	23.789	1:48.990	80.37	8.319	11:34:49.885
2 -	32.257	45.731	23.868	1:41.856	86.00	1.185	11:36:31.741
3 -	32.298	45.437	23.884	1:41.619 **(2)**	86.20	0.948	11:38:13.360
4 -	32.301	***44.590***	***23.780***	***1:40.671*** **(1)**	***87.01***		***11:39:54.031***
5 -	***32.097***	45.072	24.514	1:41.683 **(3)**	86.14	1.012	11:41:35.714

P31 114 Ricky MARTIN Suzuki - T.B.R Performance

IDEAL LAP TIME : 1:40.822 BEST LAP TIME : 1:41.207 DIFFERENCE : 0.385

LAP	SECTOR 1	SECTOR 2	SECTOR 3	LAP TIME	MPH	DIFF	TIME OF DAY
1 -		45.440	23.923	1:49.600	79.92	8.393	11:34:50.495
2 -	32.195	45.712	24.002	1:41.909 **(3)**	85.95	0.702	11:36:32.404
3 -	32.318	***44.887***	24.002	***1:41.207*** **(1)**	***86.55***		***11:38:13.611***
4 -	33.041	45.271	***23.743***	1:42.055	85.83	0.848	11:39:55.666
5 -	***32.192***	45.570	23.820	1:41.582 **(2)**	86.23	0.375	11:41:37.248

Weather / Track : Sunny / Dry

Brands Hatch GP
Circuit Length = 2.4332 miles
Start: 11:33 Flag 11:44 End: 11:46

BMCRC - MRO Championships 2018 - Rnd 6 @ Brands Hatch GP

BMCRC Thunderbike Extreme

RACE 4 - BEST SECTORS

	SECTOR 1			SECTOR 2			SECTOR 3		
POS	NO	NAME	TIME	NO	NAME	TIME	NO	NAME	TIME
1	42	WOOD	30.258	76	BYARD	42.377	54	SAUNDERS	22.137
2	76	BYARD	30.272	54	SAUNDERS	42.456	42	WOOD	22.362
3	43	WILLSHER	30.414	64	CHAMBERLAIN	42.570	76	BYARD	22.418
4	41	ABRAHAM	30.420	43	WILLSHER	42.658	64	CHAMBERLAIN	22.615
5	64	CHAMBERLAIN	30.576	41	ABRAHAM	42.698	41	ABRAHAM	22.652
6	54	SAUNDERS	30.647	42	WOOD	42.730	43	WILLSHER	22.688
7	44	DAVIES	30.827	77	MAY	42.845	44	DAVIES	22.711
8	77	MAY	30.829	44	DAVIES	42.897	77	MAY	22.712
9	82	HINNELLS	30.829	82	HINNELLS	43.045	82	HINNELLS	22.738
10	22	DOOLAN	31.045	22	DOOLAN	43.505	69	RUSSO	22.832
11	69	RUSSO	31.190	69	RUSSO	43.603	3	BELENKIN	22.973
12	15	KILLWORTH	31.582	37	MARSH	43.845	16	WREN	23.131
13	37	MARSH	31.583	3	BELENKIN	43.941	22	DOOLAN	23.172
14	117	STAGG	31.703	51	HOGARTH	44.502	37	MARSH	23.275
15	3	BELENKIN	31.908	131	EDMONDSON	44.590	15	KILLWORTH	23.413
16	131	EDMONDSON	32.097	117	STAGG	44.672	85	TUCKER	23.446
17	114	MARTIN	32.192	15	KILLWORTH	44.681	117	STAGG	23.468
18	96	SIM	32.258	114	MARTIN	44.887	51	HOGARTH	23.642
19	51	HOGARTH	32.406	16	WREN	45.017	141	ROBINSON	23.740
20	85	TUCKER	32.412	96	SIM	45.188	114	MARTIN	23.743
21	228	EMERSON	32.424	85	TUCKER	45.195	131	EDMONDSON	23.780
22	16	WREN	32.590	99	BREEN	45.247	228	EMERSON	23.839
23	99	BREEN	33.020	141	ROBINSON	45.419	96	SIM	23.926
24	141	ROBINSON	33.078	228	EMERSON	45.920	99	BREEN	24.146
25	35	HARVEY	33.756	35	HARVEY	48.052	35	HARVEY	25.080
26	46	DRAPER	34.419	46	DRAPER	48.595	21	BRENNAN	25.218
27	24	REYNOLDS	34.948	143	BARFORD	49.286	46	DRAPER	25.620
28	21	BRENNAN	35.157	24	REYNOLDS	49.772	24	REYNOLDS	25.719
29	143	BARFORD	35.418	21	BRENNAN	49.817	143	BARFORD	25.958
30	18	ALBON	40.238	18	ALBON	57.220	18	ALBON	27.641
31									

IDEAL / BEST COMPARISON					
POS	NO	NAME	IDEAL	BEST	DIFF
		PERFECT LAP	1:34.772		
1	76	BYARD	1:35.067	1:35.067	0.000
2	54	SAUNDERS	1:35.240	1:35.503	0.263
3	42	WOOD	1:35.350	1:35.512	0.162
4	43	WILLSHER	1:35.760	1:35.760	0.000
5	64	CHAMBERLAIN	1:35.761	1:35.761	0.000
6	41	ABRAHAM	1:35.770	1:35.770	0.000
7	77	MAY	1:36.386	1:36.454	0.068
8	44	DAVIES	1:36.435	1:36.522	0.087
9	82	HINNELLS	1:36.612	1:36.632	0.020
10	69	RUSSO	1:37.625	1:38.110	0.485
11	22	DOOLAN	1:37.722	1:37.722	0.000
12	37	MARSH	1:38.703	1:38.757	0.054
13	3	BELENKIN	1:38.822	1:38.914	0.092
14	15	KILLWORTH	1:39.676	1:39.832	0.156
15	117	STAGG	1:39.843	1:40.067	0.224
16	131	EDMONDSON	1:40.467	1:40.671	0.204
17	51	HOGARTH	1:40.550	1:40.550	0.000
18	16	WREN	1:40.738	1:41.291	0.553
19	114	MARTIN	1:40.822	1:41.207	0.385
20	85	TUCKER	1:41.053	1:41.296	0.243
21	96	SIM	1:41.372	1:41.809	0.437
22	228	EMERSON	1:42.183	1:42.805	0.622
23	141	ROBINSON	1:42.237	1:42.413	0.176
24	99	BREEN	1:42.413	1:42.638	0.225
25	35	HARVEY	1:46.888	1:47.864	0.976
26	46	DRAPER	1:48.634	1:48.915	0.281
27	21	BRENNAN	1:50.192	1:51.559	1.367
28	24	REYNOLDS	1:50.439	1:50.758	0.319
29	143	BARFORD	1:50.662	1:51.669	1.007
30	18	ALBON	2:05.099	2:06.704	1.605
31	130	GRINSTEAD		1:56.380	

Weather / Track : Sunny / Dry

Brands Hatch GP
Circuit Length = 2.4332 miles
Start: 11:33 Flag 11:44 End: 11:46

Results can be found at www.tsl-timing.com

Printed - 11:48 Sunday, 08 July 2018

BMCRC - MRO Championships 2018 - Rnd 6 @ Brands Hatch GP

BMCRC Thunderbike Extreme

RACE 14 - GRID (7 Laps)

ROW 11	33	32 **33** Greg WRIGHT	31 **18** Stuart ALBON 2:06.704
ROW 10	30 **130** Fraser GRINSTEAD 1:56.380	29 **143** Daniel BARFORD 1:51.669	28 **21** Danny BRENNAN 1:51.559
ROW 9	27 **24** Mark REYNOLDS 1:50.758	26 **46** Adrian DRAPER 1:48.915	25 **35** Stephen HARVEY 1:47.864
ROW 8	24 **228** Clive EMERSON 1:42.805	23 **99** Robert BREEN 1:42.638	22 **141** Matthew ROBINSON 1:42.413
ROW 7	21 **96** Jack SIM 1:41.809	20 **85** Carl TUCKER 1:41.296	19 **16** Matthew WREN 1:41.291
ROW 6	18 **114** Ricky MARTIN 1:41.207	17 **131** Doug EDMONDSON 1:40.671	16 **51** Michael HOGARTH 1:40.550
ROW 5	15 **117** Raymond STAGG 1:40.067	14 **15** Stacey KILLWORTH 1:39.832	13 **3** Phil BELENKIN 1:38.914
ROW 4	12 **37** Robert MARSH 1:38.757	11 **69** Tony RUSSO 1:38.110	10 **22** Ben DOOLAN 1:37.722
ROW 3	9 **82** Matt HINNELLS 1:36.632	8 **44** Denzil DAVIES 1:36.522	7 **77** David MAY 1:36.454
ROW 2	6 **41** David ABRAHAM 1:35.770	5 **64** Barry CHAMBERLAIN 1:35.761	4 **43** Richard WILLSHER 1:35.760
ROW 1	3 **42** Alan WOOD 1:35.512	2 **54** Andrew SAUNDERS 1:35.503	1 **76** Jason BYARD 1:35.067 **Pole**

Brands Hatch GP
Circuit Length = 2.4332 miles

These results are provisional until the conclusion of any judicial and technical matters.

Clerk Of Course :		Timekeeper :

Results can be found at www.tsl-timing.com

Printed - 11:50 Sunday, 08 July 2018

BMCRC - MRO Championships 2018 - Rnd 6 @ Brands Hatch GP

BMCRC Thunderbike Extreme

RACE 14 - CLASSIFICATION

POS	NO	CL	PIC	NAME	ENTRY	LAPS	TIME	GAP	DIFF	MPH	BEST	ON
1	76		1	Jason BYARD	Suzuki - May Construction	7	11:11.442			91.32	1:34.220	6
2	54		2	Andrew SAUNDERS	Suzuki - Icon Racing	7	11:15.659	4.217	4.217	90.75	1:35.037	3
3	43		3	Richard WILLSHER	Yamaha - Willsher Plant	7	11:19.510	8.068	3.851	90.23	1:35.859	7
4	42		4	Alan WOOD	Suzuki - J.Clubb Aggregates & Concrete	7	11:20.270	8.828	0.760	90.13	1:35.955	4
5	41		5	David ABRAHAM	Aprilia - Cambridge Motorcycles	7	11:20.288	8.846	0.018	90.13	1:35.982	2
6	64		6	Barry CHAMBERLAIN	Suzuki - Airsys.co.uk	7	11:24.980	13.538	4.692	89.51	1:36.586	5
7	82		7	Matt HINNELLS	Aprilia - Bears repairs/Jamie Vale Carpentry	7	11:25.156	13.714	0.176	89.49	1:36.642	2
8	44		8	Denzil DAVIES	Suzuki - Advanced Mouldings Ltd	7	11:27.648	16.206	2.492	89.17	1:36.651	7
9	3		9	Phil BELENKIN	Suzuki -	7	11:34.903	23.461	7.255	88.24	1:36.924	5
10	69		10	Tony RUSSO	Suzuki - Titan Elevators	7	11:35.143	23.701	0.240	88.21	1:37.470	4
11	22		11	Ben DOOLAN	Yamaha - my wallet	7	11:37.004	25.562	1.861	87.97	1:37.616	7
12	37		12	Robert MARSH	Kawasaki -	7	11:44.201	32.759	7.197	87.07	1:39.232	2
13	131		13	Doug EDMONDSON	Yamaha - Anyone want to lend me a bike for the Cla	7	11:44.760	33.318	0.559	87.00	1:39.197	3
14	96		14	Jack SIM	Yamaha -	7	11:51.441	39.999	6.681	86.18	1:39.982	7
15	15		15	Stacey KILLWORTH	Honda - BK/Everns	7	11:51.587	40.145	0.146	86.17	1:40.037	7
16	85		16	Carl TUCKER	Aprilia - Kenny Wilson Racing	7	11:52.324	40.882	0.737	86.08	1:39.841	7
17	16		17	Matthew WREN	Suzuki - Broken Matt	7	11:52.451	41.009	0.127	86.06	1:40.409	2
18	51		18	Michael HOGARTH	Honda - WHR Racing	7	12:01.507	50.065	9.056	84.98	1:40.683	4
19	141		19	Matthew ROBINSON	Suzuki - Prism developments	7	12:06.480	55.038	4.973	84.40	1:41.285	5
20	99	R	1	Robert BREEN	Suzuki - Traxden Motorcycles	7	12:06.663	55.221	0.183	84.38	1:41.560	7
21	228		20	Clive EMERSON	Honda -	7	12:07.135	55.693	0.472	84.32	1:41.759	2
22	35	R	2	Stephen HARVEY	Yamaha -	7	12:16.356	1:04.914	9.221	83.27	1:42.893	4
23	46		21	Adrian DRAPER	Suzuki - droopy racing uk	7	12:36.954	1:25.512	20.598	81.00	1:46.316	2
24	21		22	Danny BRENNAN	Aprilia - Greenplantuk	6	11:10.802	1 Lap	1 Lap	78.35	1:48.782	6
25	143		23	Daniel BARFORD	Suzuki - Shawell Tuning	6	11:11.033	1 Lap	0.231	78.32	1:49.466	5
26	24	R	3	Mark REYNOLDS	Yamaha -	6	11:18.151	1 Lap	7.118	77.50	1:50.705	2
27	130	R	4	Fraser GRINSTEAD	Suzuki - TRAPDOOR RACING	6	12:01.775	1 Lap	43.624	72.81	1:58.058	5
28	18	R	5	Stuart ALBON	Suzuki -	6	12:47.061	1 Lap	45.286	68.51	2:04.064	5
					NOT CLASSIFIED							
DNF	117			Raymond STAGG	Suzuki -	6	10:11.770	1 Lap		85.91	1:39.967	6
DNF	77			David MAY	Suzuki - ELP Racing	5	8:21.303	2 Laps	1 Lap	87.37	1:38.706	2

FASTEST LAP

76		Jason BYARD	Suzuki - May Construction	6	1:34.220	92.97 mph	149.62 kph
99	R	Robert BREEN	Suzuki - Traxden Motorcycles	7	1:41.560	86.25 mph	138.81 kph

Class - 92.5% of Race Speed = 84.47 mph
Class R - 92.5% of Race Speed = 78.05 mph

Brands Hatch GP
Circuit Length = 2.4332 miles
Start: 15:33 Flag 15:44 End: 15:46

Weather / Track : Sunny / Dry
These results are provisional until the conclusion of any judicial and technical matters.

Clerk Of Course :		Timekeeper :

Results can be found at www.tsl-timing.com

Printed - 15:46 Sunday, 08 July 2018

BMCRC - MRO Championships 2018 - Rnd 6 @ Brands Hatch GP

BMCRC Thunderbike Extreme

RACE 14 - LAP CHART

LAP 1 @ 15:34:44.845

NO	BEHIND	LAP TIME
76		1:40.819
41	0.452	1:41.271
43	0.627	1:41.446
54	0.753	1:41.572
42	1.691	1:42.510
82	2.305	1:43.124
64	2.663	1:43.482
44	2.771	1:43.590
77	3.806	1:44.625
22	4.262	1:45.081
69	4.480	1:45.299
37	5.998	1:46.817
131	6.347	1:47.166
96	6.853	1:47.672
3	7.243	1:48.062
15	7.300	1:48.119
16	7.523	1:48.342
117	8.021	1:48.840
51	9.007	1:49.826
85	9.066	1:49.885
228	9.493	1:50.312
99	10.728	1:51.547
35	11.358	1:52.177
141	11.502	1:52.321
46	13.871	1:54.690
21	15.799	1:56.618
143	18.169	1:58.988
24	18.199	1:59.018
130	26.002	2:06.821
18	35.164	2:15.983

LAP 2 @ 15:36:20.364

NO	BEHIND	LAP TIME
76		1:35.519
41	0.915	1:35.982
43	0.987	1:35.879
54	1.035	1:35.801
42	2.342	1:36.170
82	3.428	1:36.642
44	3.931	1:36.679
64	4.005	1:36.861
77	6.993	1:38.706
22	7.277	1:38.534
69	7.345	1:38.384
37	9.711	1:39.232
3	10.109	1:38.385
131	10.234	1:39.406
96	12.175	1:40.841
15	12.342	1:40.561
16	12.413	1:40.409
117	13.831	1:41.329
85	14.022	1:40.475
51	15.006	1:41.518
228	15.733	1:41.759
99	17.570	1:42.361
141	17.777	1:41.794
35	18.859	1:43.020
46	24.668	1:46.316
21	30.615	1:50.335
24	33.385	1:50.705
143	33.915	1:51.265
130	50.153	1:59.670
18	1:09.358	2:09.713

LAP 3 @ 15:37:55.249

NO	BEHIND	LAP TIME
76		1:34.885
54	1.187	1:35.037
41	2.304	1:36.274
43	2.867	1:36.765
42	3.943	1:36.486
82	5.607	1:37.064
64	6.368	1:37.248
44	6.377	1:37.331
77	11.120	1:39.012
69	11.245	1:38.785
22	11.489	1:39.097
3	13.299	1:38.075
37	14.216	1:39.390
131	14.546	1:39.197
96	18.446	1:41.156
15	18.483	1:41.026
16	18.535	1:41.007
117	19.704	1:40.758
85	20.044	1:40.907
51	21.430	1:41.309
228	22.918	1:42.070
99	25.919	1:43.234
141	26.053	1:43.161
35	28.643	1:44.669
46	36.781	1:46.998
21	47.549	1:51.819
143	49.754	1:50.724
24	50.627	1:52.127
130	1:15.635	2:00.367

LAP 4 @ 15:39:30.913

NO	BEHIND	LAP TIME
76		1:35.664
54	1.138	1:35.615
41	3.105	1:36.465
43	3.364	1:36.161
18	1 Lap	2:05.373
42	4.234	1:35.955
82	7.204	1:37.261
64	7.702	1:36.998
44	8.363	1:37.650
69	13.051	1:37.470
77	14.540	1:39.084
22	14.741	1:38.916
3	15.741	1:38.106
37	17.944	1:39.392
131	18.184	1:39.302
96	23.623	1:40.841
15	23.692	1:40.873
16	23.800	1:40.929
117	24.362	1:40.322
85	24.763	1:40.383
51	26.449	1:40.683
228	30.229	1:42.975
141	31.677	1:41.288
99	32.901	1:42.646
35	35.872	1:42.893
46	47.876	1:46.759
143	1:04.764	1:50.674
21	1:04.913	1:53.028
24	1:05.724	1:50.761

LAP 5 @ 15:41:06.005

NO	BEHIND	LAP TIME
76		1:35.092
54	2.223	1:36.177
130	1 Lap	1:58.434
41	4.462	1:36.449
43	4.764	1:36.492
42	5.302	1:36.160
82	8.915	1:36.803
64	9.196	1:36.586
44	11.509	1:38.238
69	16.305	1:38.346
3	17.573	1:36.924
77	19.324	1:39.876
22	19.471	1:39.822
37	22.865	1:40.013
131	23.604	1:40.512
96	28.835	1:40.304
15	28.921	1:40.321
16	29.172	1:40.464
117	29.824	1:40.554
85	30.114	1:40.443
51	34.349	1:42.992
18	1 Lap	2:06.442
141	37.870	1:41.285
228	38.508	1:43.371
99	40.237	1:42.428
35	44.642	1:43.862
46	59.828	1:47.044
143	1:19.138	1:49.466
21	1:20.041	1:50.220
24	1:22.175	1:51.543

LAP 6 @ 15:42:40.225

NO	BEHIND	LAP TIME
76		1:34.220
54	3.135	1:35.132
41	7.301	1:37.059
43	7.452	1:36.908
42	7.761	1:36.679
64	11.914	1:36.938
82	12.136	1:37.441
44	14.798	1:37.509
69	20.717	1:38.632
3	21.308	1:37.955
22	23.189	1:37.938
130	1 Lap	1:58.058
37	28.721	1:40.076
131	28.963	1:39.579
96	35.260	1:40.645
15	35.351	1:40.650
117	35.571	1:39.967
16	35.824	1:40.872
85	36.284	1:40.390
51	42.458	1:42.329
141	46.183	1:42.533
228	48.053	1:43.765
99	48.904	1:42.887
35	54.494	1:44.072
18	1 Lap	2:04.064
46	1:12.272	1:46.664
21	1:34.603	1:48.782
143	1:34.834	1:49.916

LAP 7 @ 15:44:15.468

NO	BEHIND	LAP TIME
76		1:35.243
54	4.217	1:36.325
24	1 Lap	1:53.997
43	8.068	1:35.859
42	8.828	1:36.310
41	8.846	1:36.788
64	13.538	1:36.867
82	13.714	1:36.821
44	16.206	1:36.651
3	23.461	1:37.396
69	23.701	1:38.227
22	25.562	1:37.616
37	32.759	1:39.281
131	33.318	1:39.598
96	39.999	1:39.982
15	40.145	1:40.037
85	40.882	1:39.841
16	41.009	1:40.428
51	50.065	1:42.850
130	1 Lap	1:58.425
141	55.038	1:44.098
99	55.221	1:41.560
228	55.693	1:42.883
35	1:04.914	1:45.663
46	1:25.512	1:48.483
18	1 Lap	2:05.486

Weather / Track : Sunny / Dry

Brands Hatch GP
Circuit Length = 2.4332 miles
Start: 15:33 Flag 15:44 End: 15:46

BMCRC - MRO Championships 2018 - Rnd 6 @ Brands Hatch GP

BMCRC Thunderbike Extreme

RACE 14 - SECTOR ANALYSIS

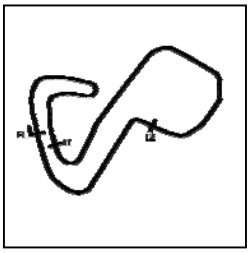

SECTOR 1 = FL to I1, SECTOR 2 = I1 to I2, SECTOR 3 = I2 to FL, DIFF = Difference To Personal Best Lap, P = Crossed Finish Line in Pit Lane, D = Time Disallowed

P1 76 Jason BYARD Suzuki - May Construction

IDEAL LAP TIME : 1:34.189 BEST LAP TIME : 1:34.220 DIFFERENCE : 0.031

LAP	SECTOR 1	SECTOR 2	SECTOR 3	LAP TIME	MPH	DIFF	TIME OF DAY
1 -		43.004	22.793	1:40.819	86.88	6.599	15:34:44.845
2 -	30.479	42.567	22.473	1:35.519	91.70	1.299	15:36:20.364
3 -	30.221	42.227	22.437	1:34.885 (2)	92.32	0.665	15:37:55.249
4 -	30.167	42.553	22.944	1:35.664	91.56	1.444	15:39:30.913
5 -	30.248	42.236	22.608	1:35.092 (3)	92.11	0.872	15:41:06.005
6 -	***29.889***	***42.100***	22.231	***1:34.220*** **(1)**	***92.97***		***15:42:40.225***
7 -	30.131	42.912	***22.200***	1:35.243	91.97	1.023	15:44:15.468

P2 54 Andrew SAUNDERS Suzuki - Icon Racing

IDEAL LAP TIME : 1:34.686 BEST LAP TIME : 1:35.037 DIFFERENCE : 0.351

LAP	SECTOR 1	SECTOR 2	SECTOR 3	LAP TIME	MPH	DIFF	TIME OF DAY
1 -		43.266	22.344	1:41.572	86.24	6.535	15:34:45.598
2 -	30.854	42.852	***22.095***	1:35.801	91.43	0.764	15:36:21.399
3 -	30.698	***42.236***	22.103	***1:35.037*** **(1)**	***92.17***		***15:37:56.436***
4 -	30.728	42.418	22.469	1:35.615 (3)	91.61	0.578	15:39:32.051
5 -	***30.355***	42.994	22.828	1:36.177	91.08	1.140	15:41:08.228
6 -	30.439	42.449	22.244	1:35.132 (2)	92.08	0.095	15:42:43.360
7 -	30.895	42.933	22.497	1:36.325	90.94	1.288	15:44:19.685

P3 43 Richard WILLSHER Yamaha - Willsher Plant

IDEAL LAP TIME : 1:35.491 BEST LAP TIME : 1:35.859 DIFFERENCE : 0.368

LAP	SECTOR 1	SECTOR 2	SECTOR 3	LAP TIME	MPH	DIFF	TIME OF DAY
1 -		43.297	22.635	1:41.446	86.34	5.587	15:34:45.472
2 -	30.519	42.973	***22.387***	1:35.879 (2)	91.36	0.020	15:36:21.351
3 -	30.986	***42.824***	22.955	1:36.765	90.52	0.906	15:37:58.116
4 -	***30.280***	42.875	23.006	1:36.161 (3)	91.09	0.302	15:39:34.277
5 -	30.612	43.271	22.609	1:36.492	90.78	0.633	15:41:10.769
6 -	30.777	43.314	22.817	1:36.908	90.39	1.049	15:42:47.677
7 -	30.376	42.871	22.612	***1:35.859*** **(1)**	***91.38***		***15:44:23.536***

P4 42 Alan WOOD Suzuki - J.Clubb Aggregates & Concrete

IDEAL LAP TIME : 1:35.678 BEST LAP TIME : 1:35.955 DIFFERENCE : 0.277

LAP	SECTOR 1	SECTOR 2	SECTOR 3	LAP TIME	MPH	DIFF	TIME OF DAY
1 -		43.215	23.019	1:42.510	85.45	6.555	15:34:46.536
2 -	30.786	42.937	22.447	1:36.170 (3)	91.08	0.215	15:36:22.706
3 -	30.731	43.048	22.707	1:36.486	90.78	0.531	15:37:59.192
4 -	***30.652***	***42.665***	22.638	***1:35.955*** **(1)**	***91.29***		***15:39:35.147***
5 -	30.711	42.889	22.560	1:36.160 (2)	91.09	0.205	15:41:11.307
6 -	30.883	42.857	22.939	1:36.679	90.60	0.724	15:42:47.986
7 -	30.855	43.094	***22.361***	1:36.310	90.95	0.355	15:44:24.296

P5 41 David ABRAHAM Aprilia - Cambridge Motorcycles

IDEAL LAP TIME : 1:35.875 BEST LAP TIME : 1:35.982 DIFFERENCE : 0.107

LAP	SECTOR 1	SECTOR 2	SECTOR 3	LAP TIME	MPH	DIFF	TIME OF DAY
1 -		43.176	22.758	1:41.271	86.49	5.289	15:34:45.297
2 -	***30.493***	***42.811***	22.678	***1:35.982*** **(1)**	***91.26***		***15:36:21.279***
3 -	30.691	43.012	***22.571***	1:36.274 (2)	90.98	0.292	15:37:57.553
4 -	30.506	42.883	23.076	1:36.465	90.80	0.483	15:39:34.018
5 -	30.694	43.056	22.699	1:36.449 (3)	90.82	0.467	15:41:10.467
6 -	30.842	43.286	22.931	1:37.059	90.25	1.077	15:42:47.526
7 -	31.035	43.068	22.685	1:36.788	90.50	0.806	15:44:24.314

P6 64 Barry CHAMBERLAIN Suzuki - Airsys.co.uk

IDEAL LAP TIME : 1:36.381 BEST LAP TIME : 1:36.586 DIFFERENCE : 0.205

LAP	SECTOR 1	SECTOR 2	SECTOR 3	LAP TIME	MPH	DIFF	TIME OF DAY

Weather / Track : Sunny / Dry

Brands Hatch GP
Circuit Length = 2.4332 miles
Start: 15:33 Flag 15:44 End: 15:46

BMCRC - MRO Championships 2018 - Rnd 6 @ Brands Hatch GP

BMCRC Thunderbike Extreme

RACE 14 - SECTOR ANALYSIS

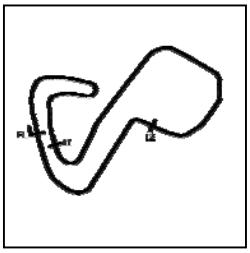

SECTOR 1 = FL to I1, SECTOR 2 = I1 to I2, SECTOR 3 = I2 to FL, DIFF = Difference To Personal Best Lap, P = Crossed Finish Line in Pit Lane, D = Time Disallowed

1 -		42.963	23.743	1:43.482	84.65	6.896	15:34:47.508
2 -	31.046	***42.901***	22.914	1:36.861 **(2)**	90.43	0.275	15:36:24.369
3 -	31.377	42.956	22.915	1:37.248	90.07	0.662	15:38:01.617
4 -	31.204	42.962	22.832	1:36.998	90.30	0.412	15:39:38.615
5 -	***30.789***	43.054	22.743	***1:36.586*** **(1)**	***90.69***		***15:41:15.201***
6 -	31.079	42.980	22.879	1:36.938	90.36	0.352	15:42:52.139
7 -	31.194	42.982	***22.691***	1:36.867 **(3)**	90.43	0.281	15:44:29.006

P7 82 Matt HINNELLS Aprilia - Bears repairs/Jamie Vale Carpentry

IDEAL LAP TIME : 1:36.432 BEST LAP TIME : 1:36.642 DIFFERENCE : 0.210

LAP	SECTOR 1	SECTOR 2	SECTOR 3	LAP TIME	MPH	DIFF	TIME OF DAY
1 -		43.171	23.008	1:43.124	84.94	6.482	15:34:47.150
2 -	30.974	***42.861***	22.807	***1:36.642*** **(1)**	***90.64***		***15:36:23.792***
3 -	31.036	43.023	23.005	1:37.064	90.24	0.422	15:38:00.856
4 -	31.114	43.165	22.982	1:37.261	90.06	0.619	15:39:38.117
5 -	***30.900***	43.040	22.863	1:36.803 **(2)**	90.49	0.161	15:41:14.920
6 -	31.276	43.287	22.878	1:37.441	89.89	0.799	15:42:52.361
7 -	31.105	43.045	***22.671***	1:36.821 **(3)**	90.47	0.179	15:44:29.182

P8 44 Denzil DAVIES Suzuki - Advanced Mouldings Ltd

IDEAL LAP TIME : 1:36.091 BEST LAP TIME : 1:36.651 DIFFERENCE : 0.560

LAP	SECTOR 1	SECTOR 2	SECTOR 3	LAP TIME	MPH	DIFF	TIME OF DAY
1 -		43.347	22.933	1:43.590	84.56	6.939	15:34:47.616
2 -	31.344	***42.705***	***22.630***	1:36.679 **(2)**	90.60	0.028	15:36:24.295
3 -	31.211	43.223	22.897	1:37.331 **(3)**	90.00	0.680	15:38:01.626
4 -	***30.756***	44.155	22.739	1:37.650	89.70	0.999	15:39:39.276
5 -	31.962	43.422	22.854	1:38.238	89.16	1.587	15:41:17.514
6 -	31.105	43.569	22.835	1:37.509	89.83	0.858	15:42:55.023
7 -	30.868	42.976	22.807	***1:36.651*** **(1)**	***90.63***		***15:44:31.674***

P9 3 Phil BELENKIN Suzuki -

IDEAL LAP TIME : 1:36.924 BEST LAP TIME : 1:36.924 DIFFERENCE : 0.000

LAP	SECTOR 1	SECTOR 2	SECTOR 3	LAP TIME	MPH	DIFF	TIME OF DAY
1 -		45.149	23.251	1:48.062	81.06	11.138	15:34:52.088
2 -	31.605	43.792	22.988	1:38.385	89.03	1.461	15:36:30.473
3 -	31.526	43.729	22.820	1:38.075	89.31	1.151	15:38:08.548
4 -	31.771	43.577	22.758	1:38.106	89.28	1.182	15:39:46.654
5 -	***30.948***	***43.550***	***22.426***	***1:36.924*** **(1)**	***90.37***		***15:41:23.578***
6 -	31.033	44.277	22.645	1:37.955 **(3)**	89.42	1.031	15:43:01.533
7 -	31.363	43.565	22.468	1:37.396 **(2)**	89.94	0.472	15:44:38.929

P10 69 Tony RUSSO Suzuki - Titan Elevators

IDEAL LAP TIME : 1:37.256 BEST LAP TIME : 1:37.470 DIFFERENCE : 0.214

LAP	SECTOR 1	SECTOR 2	SECTOR 3	LAP TIME	MPH	DIFF	TIME OF DAY
1 -		44.221	22.925	1:45.299	83.18	7.829	15:34:49.325
2 -	31.512	43.863	23.009	1:38.384	89.03	0.914	15:36:27.709
3 -	31.569	44.006	23.210	1:38.785	88.67	1.315	15:38:06.494
4 -	***31.316***	***43.263***	22.891	***1:37.470*** **(1)**	***89.87***		***15:39:43.964***
5 -	31.507	44.107	22.732	1:38.346 **(3)**	89.07	0.876	15:41:22.310
6 -	31.455	44.362	22.815	1:38.632	88.81	1.162	15:43:00.942
7 -	31.687	43.863	***22.677***	1:38.227 **(2)**	89.17	0.757	15:44:39.169

P11 22 Ben DOOLAN Yamaha - my wallet

IDEAL LAP TIME : 1:37.466 BEST LAP TIME : 1:37.616 DIFFERENCE : 0.150

LAP	SECTOR 1	SECTOR 2	SECTOR 3	LAP TIME	MPH	DIFF	TIME OF DAY
1 -		44.021	***23.031***	1:45.081	83.36	7.465	15:34:49.107
2 -	31.291	44.034	23.209	1:38.534 **(3)**	88.90	0.918	15:36:27.641
3 -	31.448	44.363	23.286	1:39.097	88.39	1.481	15:38:06.738
4 -	31.623	43.902	23.391	1:38.916	88.55	1.300	15:39:45.654

Weather / Track : Sunny / Dry

Brands Hatch GP
Circuit Length = 2.4332 miles
Start: 15:33 Flag 15:44 End: 15:46

BMCRC - MRO Championships 2018 - Rnd 6 @ Brands Hatch GP

BMCRC Thunderbike Extreme

RACE 14 - SECTOR ANALYSIS

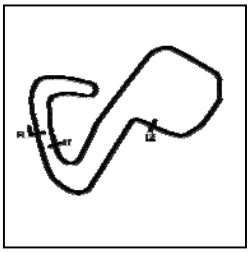

SECTOR 1 = FL to I1, SECTOR 2 = I1 to I2, SECTOR 3 = I2 to FL, DIFF = Difference To Personal Best Lap, P = Crossed Finish Line in Pit Lane, D = Time Disallowed

5 -	31.458	45.091	23.273	1:39.822		87.75	2.206	15:41:25.476
6 -	***31.054***	43.717	23.167	1:37.938	**(2)**	89.44	0.322	15:43:03.414
7 -	31.191	***43.381***	23.044	***1:37.616***	**(1)**	***89.73***		***15:44:41.030***

P12 37 Robert MARSH Kawasaki -

IDEAL LAP TIME : 1:38.933 BEST LAP TIME : 1:39.232 DIFFERENCE : 0.299

LAP	SECTOR 1	SECTOR 2	SECTOR 3	LAP TIME		MPH	DIFF	TIME OF DAY
1 -		44.695	23.699	1:46.817		82.00	7.585	15:34:50.843
2 -	31.748	44.182	23.302	***1:39.232***	**(1)**	***88.27***		***15:36:30.075***
3 -	31.709	44.227	23.454	1:39.390	**(3)**	88.13	0.158	15:38:09.465
4 -	31.758	***44.074***	23.560	1:39.392		88.13	0.160	15:39:48.857
5 -	***31.613***	44.961	23.439	1:40.013		87.58	0.781	15:41:28.870
6 -	32.071	44.256	23.749	1:40.076		87.53	0.844	15:43:08.946
7 -	31.943	44.092	***23.246***	1:39.281	**(2)**	88.23	0.049	15:44:48.227

P13 131 Doug EDMONDSON Yamaha - Anyone want to lend me a bike for the Classic TT 201

IDEAL LAP TIME : 1:38.862 BEST LAP TIME : 1:39.197 DIFFERENCE : 0.335

LAP	SECTOR 1	SECTOR 2	SECTOR 3	LAP TIME		MPH	DIFF	TIME OF DAY
1 -		45.132	23.703	1:47.166		81.74	7.969	15:34:51.192
2 -	31.724	44.219	23.463	1:39.406	**(3)**	88.12	0.209	15:36:30.598
3 -	31.851	44.066	23.280	***1:39.197***	**(1)**	***88.30***		***15:38:09.795***
4 -	31.657	44.374	***23.271***	1:39.302	**(2)**	88.21	0.105	15:39:49.097
5 -	31.632	45.225	23.655	1:40.512		87.15	1.315	15:41:29.609
6 -	***31.537***	44.361	23.681	1:39.579		87.96	0.382	15:43:09.188
7 -	32.151	***44.054***	23.393	1:39.598		87.95	0.401	15:44:48.786

P14 96 Jack SIM Yamaha -

IDEAL LAP TIME : 1:39.921 BEST LAP TIME : 1:39.982 DIFFERENCE : 0.061

LAP	SECTOR 1	SECTOR 2	SECTOR 3	LAP TIME		MPH	DIFF	TIME OF DAY
1 -		45.212	23.712	1:47.672		81.35	7.690	15:34:51.698
2 -	31.892	45.064	23.885	1:40.841		86.86	0.859	15:36:32.539
3 -	31.981	45.274	23.901	1:41.156		86.59	1.174	15:38:13.695
4 -	32.079	44.964	23.798	1:40.841		86.86	0.859	15:39:54.536
5 -	***31.777***	44.775	23.752	1:40.304	**(2)**	87.33	0.322	15:41:34.840
6 -	31.822	45.092	23.731	1:40.645	**(3)**	87.03	0.663	15:43:15.485
7 -	31.838	***44.635***	***23.509***	***1:39.982***	**(1)**	***87.61***		***15:44:55.467***

P15 15 Stacey KILLWORTH Honda - BK/Everns

IDEAL LAP TIME : 1:39.903 BEST LAP TIME : 1:40.037 DIFFERENCE : 0.134

LAP	SECTOR 1	SECTOR 2	SECTOR 3	LAP TIME		MPH	DIFF	TIME OF DAY
1 -		45.527	23.619	1:48.119		81.01	8.082	15:34:52.145
2 -	32.373	44.582	23.606	1:40.561	**(3)**	87.10	0.524	15:36:32.706
3 -	32.071	45.276	23.679	1:41.026		86.70	0.989	15:38:13.732
4 -	32.221	44.950	23.702	1:40.873		86.84	0.836	15:39:54.605
5 -	***32.008***	44.825	23.488	1:40.321	**(2)**	87.31	0.284	15:41:34.926
6 -	32.128	44.902	23.620	1:40.650		87.03	0.613	15:43:15.576
7 -	32.142	***44.502***	***23.393***	***1:40.037***	**(1)**	***87.56***		***15:44:55.613***

P16 85 Carl TUCKER Aprilia - Kenny Wilson Racing

IDEAL LAP TIME : 1:39.684 BEST LAP TIME : 1:39.841 DIFFERENCE : 0.157

LAP	SECTOR 1	SECTOR 2	SECTOR 3	LAP TIME		MPH	DIFF	TIME OF DAY
1 -		45.724	23.731	1:49.885		79.71	10.044	15:34:53.911
2 -	***32.000***	44.927	23.548	1:40.475		87.18	0.634	15:36:34.386
3 -	32.621	44.855	23.431	1:40.907		86.81	1.066	15:38:15.293
4 -	32.211	44.924	***23.248***	1:40.383	**(2)**	87.26	0.542	15:39:55.676
5 -	32.144	44.954	23.345	1:40.443		87.21	0.602	15:41:36.119
6 -	32.420	44.627	23.343	1:40.390	**(3)**	87.25	0.549	15:43:16.509
7 -	32.062	***44.436***	23.343	***1:39.841***	**(1)**	***87.73***		***15:44:56.350***

Weather / Track : Sunny / Dry

Brands Hatch GP
Circuit Length = 2.4332 miles
Start: 15:33 Flag 15:44 End: 15:46

BMCRC - MRO Championships 2018 - Rnd 6 @ Brands Hatch GP

BMCRC Thunderbike Extreme

RACE 14 - SECTOR ANALYSIS

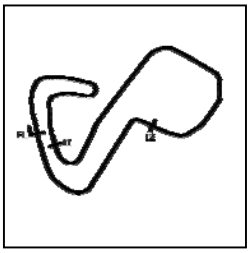

SECTOR 1 = FL to I1, SECTOR 2 = I1 to I2, SECTOR 3 = I2 to FL, DIFF = Difference To Personal Best Lap, P = Crossed Finish Line in Pit Lane, D = Time Disallowed

P17 16 Matthew WREN Suzuki - Broken Matt

IDEAL LAP TIME : 1:39.550 BEST LAP TIME : 1:40.409 DIFFERENCE : 0.859

LAP	SECTOR 1	SECTOR 2	SECTOR 3	LAP TIME	MPH	DIFF	TIME OF DAY
1 -		45.499	23.054	1:48.342	80.85	7.933	15:34:52.368
2 -	32.644	***44.466***	23.299	***1:40.409*** **(1)**	***87.24***		***15:36:32.777***
3 -	32.480	45.412	23.115	1:41.007	86.72	0.598	15:38:13.784
4 -	32.993	44.520	23.416	1:40.929	86.79	0.520	15:39:54.713
5 -	***32.144***	45.188	23.132	1:40.464 **(3)**	87.19	0.055	15:41:35.177
6 -	32.997	44.665	23.210	1:40.872	86.84	0.463	15:43:16.049
7 -	32.722	44.766	***22.940***	1:40.428 **(2)**	87.22	0.019	15:44:56.477

P18 51 Michael HOGARTH Honda - WHR Racing

IDEAL LAP TIME : 1:40.683 BEST LAP TIME : 1:40.683 DIFFERENCE : 0.000

LAP	SECTOR 1	SECTOR 2	SECTOR 3	LAP TIME	MPH	DIFF	TIME OF DAY
1 -		45.737	23.903	1:49.826	79.76	9.143	15:34:53.852
2 -	32.457	45.048	24.013	1:41.518 **(3)**	86.28	0.835	15:36:35.370
3 -	32.290	45.124	23.895	1:41.309 **(2)**	86.46	0.626	15:38:16.679
4 -	***32.059***	***44.852***	***23.772***	***1:40.683*** **(1)**	***87.00***		***15:39:57.362***
5 -	32.659	45.572	24.761	1:42.992	85.05	2.309	15:41:40.354
6 -	32.690	45.251	24.388	1:42.329	85.60	1.646	15:43:22.683
7 -	32.955	45.424	24.471	1:42.850	85.17	2.167	15:45:05.533

P19 141 Matthew ROBINSON Suzuki - Prism developments

IDEAL LAP TIME : 1:40.891 BEST LAP TIME : 1:41.285 DIFFERENCE : 0.394

LAP	SECTOR 1	SECTOR 2	SECTOR 3	LAP TIME	MPH	DIFF	TIME OF DAY
1 -		46.320	24.496	1:52.321	77.98	11.036	15:34:56.347
2 -	32.962	45.103	23.729	1:41.794 **(3)**	86.05	0.509	15:36:38.141
3 -	32.993	45.983	24.185	1:43.161	84.91	1.876	15:38:21.302
4 -	32.608	45.041	23.639	1:41.288 **(2)**	86.48	0.003	15:40:02.590
5 -	***32.398***	45.322	***23.565***	***1:41.285*** **(1)**	***86.48***		***15:41:43.875***
6 -	33.571	***44.928***	24.034	1:42.533	85.43	1.248	15:43:26.408
7 -	32.675	47.264	24.159	1:44.098	84.14	2.813	15:45:10.506

P20 99 R Robert BREEN Suzuki - Traxden Motorcycles

IDEAL LAP TIME : 1:41.351 BEST LAP TIME : 1:41.560 DIFFERENCE : 0.209

LAP	SECTOR 1	SECTOR 2	SECTOR 3	LAP TIME	MPH	DIFF	TIME OF DAY
1 -		45.485	24.686	1:51.547	78.53	9.987	15:34:55.573
2 -	32.448	45.455	24.458	1:42.361 **(2)**	85.57	0.801	15:36:37.934
3 -	32.897	46.063	24.274	1:43.234	84.85	1.674	15:38:21.168
4 -	33.208	45.590	***23.848***	1:42.646	85.34	1.086	15:40:03.814
5 -	32.780	45.780	23.868	1:42.428 **(3)**	85.52	0.868	15:41:46.242
6 -	33.774	45.233	23.880	1:42.887	85.14	1.327	15:43:29.129
7 -	***32.427***	***45.076***	24.057	***1:41.560*** **(1)**	***86.25***		***15:45:10.689***

P21 228 Clive EMERSON Honda -

IDEAL LAP TIME : 1:41.493 BEST LAP TIME : 1:41.759 DIFFERENCE : 0.266

LAP	SECTOR 1	SECTOR 2	SECTOR 3	LAP TIME	MPH	DIFF	TIME OF DAY
1 -		45.794	***23.543***	1:50.312	79.40	8.553	15:34:54.338
2 -	32.446	***45.537***	23.776	***1:41.759*** **(1)**	***86.08***		***15:36:36.097***
3 -	***32.413***	45.599	24.058	1:42.070 **(2)**	85.82	0.311	15:38:18.167
4 -	32.658	46.293	24.024	1:42.975	85.06	1.216	15:40:01.142
5 -	32.617	46.638	24.116	1:43.371	84.74	1.612	15:41:44.513
6 -	33.668	46.071	24.026	1:43.765	84.42	2.006	15:43:28.278
7 -	32.920	45.969	23.994	1:42.883 **(3)**	85.14	1.124	15:45:11.161

P22 35 R Stephen HARVEY Yamaha -

IDEAL LAP TIME : 1:42.267 BEST LAP TIME : 1:42.893 DIFFERENCE : 0.626

LAP	SECTOR 1	SECTOR 2	SECTOR 3	LAP TIME	MPH	DIFF	TIME OF DAY

Weather / Track : Sunny / Dry

Brands Hatch GP
Circuit Length = 2.4332 miles
Start: 15:33 Flag 15:44 End: 15:46

BMCRC - MRO Championships 2018 - Rnd 6 @ Brands Hatch GP

BMCRC Thunderbike Extreme

RACE 14 - SECTOR ANALYSIS

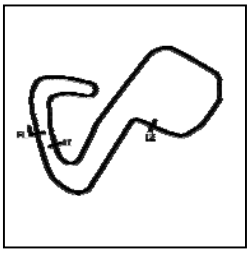

SECTOR 1 = FL to I1, SECTOR 2 = I1 to I2, SECTOR 3 = I2 to FL, DIFF = Difference To Personal Best Lap, P = Crossed Finish Line in Pit Lane, D = Time Disallowed

1 -		46.048	24.825	1:52.177	78.08	9.284	15:34:56.203
2 -	***32.851***	45.799	24.370	1:43.020 **(2)**	85.03	0.127	15:36:39.223
3 -	33.496	46.346	24.827	1:44.669	83.69	1.776	15:38:23.892
4 -	33.344	***45.177***	24.372	***1:42.893*** **(1)**	***85.13***		***15:40:06.785***
5 -	33.700	45.923	***24.239***	1:43.862 **(3)**	84.34	0.969	15:41:50.647
6 -	33.623	45.950	24.499	1:44.072	84.17	1.179	15:43:34.719
7 -	33.567	45.788	26.308	1:45.663	82.90	2.770	15:45:20.382

P23 46 Adrian DRAPER

Suzuki - droopy racing uk

IDEAL LAP TIME : 1:45.738 BEST LAP TIME : 1:46.316 DIFFERENCE : 0.578

LAP	SECTOR 1	SECTOR 2	SECTOR 3	LAP TIME	MPH	DIFF	TIME OF DAY
1 -		47.428	***25.154***	1:54.690	76.37	8.374	15:34:58.716
2 -	34.130	***46.991***	25.195	***1:46.316*** **(1)**	***82.39***		***15:36:45.032***
3 -	33.975	47.546	25.477	1:46.998	81.86	0.682	15:38:32.030
4 -	***33.593***	47.767	25.399	1:46.759 **(3)**	82.05	0.443	15:40:18.789
5 -	33.687	48.137	25.220	1:47.044	81.83	0.728	15:42:05.833
6 -	33.722	47.528	25.414	1:46.664 **(2)**	82.12	0.348	15:43:52.497
7 -	34.258	48.497	25.728	1:48.483	80.74	2.167	15:45:40.980

P24 21 Danny BRENNAN

Aprilia - Greenplantuk

IDEAL LAP TIME : 1:48.782 BEST LAP TIME : 1:48.782 DIFFERENCE : 0.000

LAP	SECTOR 1	SECTOR 2	SECTOR 3	LAP TIME	MPH	DIFF	TIME OF DAY
1 -		49.263	25.014	1:56.618	75.11	7.836	15:35:00.644
2 -	34.751	50.335	25.249	1:50.335 **(3)**	79.39	1.553	15:36:50.979
3 -	35.087	51.108	25.624	1:51.819	78.33	3.037	15:38:42.798
4 -	36.030	51.225	25.773	1:53.028	77.50	4.246	15:40:35.826
5 -	35.222	49.606	25.392	1:50.220 **(2)**	79.47	1.438	15:42:26.046
6 -	***34.665***	***49.247***	***24.870***	***1:48.782*** **(1)**	***80.52***		***15:44:14.828***

P25 143 Daniel BARFORD

Suzuki - Shawell Tuning

IDEAL LAP TIME : 1:49.426 BEST LAP TIME : 1:49.466 DIFFERENCE : 0.040

LAP	SECTOR 1	SECTOR 2	SECTOR 3	LAP TIME	MPH	DIFF	TIME OF DAY
1 -		50.030	***25.928***	1:58.988	73.61	9.522	15:35:03.014
2 -	35.432	49.644	26.189	1:51.265	78.72	1.799	15:36:54.279
3 -	35.547	49.099	26.078	1:50.724	79.11	1.258	15:38:45.003
4 -	35.272	49.365	26.037	1:50.674 **(3)**	79.14	1.208	15:40:35.677
5 -	***34.684***	***48.814***	25.968	***1:49.466*** **(1)**	***80.02***		***15:42:25.143***
6 -	35.010	48.878	26.028	1:49.916 **(2)**	79.69	0.450	15:44:15.059

P26 24 R Mark REYNOLDS

Yamaha -

IDEAL LAP TIME : 1:50.282 BEST LAP TIME : 1:50.705 DIFFERENCE : 0.423

LAP	SECTOR 1	SECTOR 2	SECTOR 3	LAP TIME	MPH	DIFF	TIME OF DAY
1 -		50.344	25.916	1:59.018	73.60	8.313	15:35:03.044
2 -	35.281	***49.577***	25.847	***1:50.705*** **(1)**	***79.12***		***15:36:53.749***
3 -	36.074	50.534	***25.519***	1:52.127	78.12	1.422	15:38:45.876
4 -	35.224	49.948	25.589	1:50.761 **(2)**	79.08	0.056	15:40:36.637
5 -	***35.186***	49.966	26.391	1:51.543 **(3)**	78.53	0.838	15:42:28.180
6 -	36.917	50.183	26.897	1:53.997	76.84	3.292	15:44:22.177

P27 130 R Fraser GRINSTEAD

Suzuki - TRAPDOOR RACING

IDEAL LAP TIME : 1:57.567 BEST LAP TIME : 1:58.058 DIFFERENCE : 0.491

LAP	SECTOR 1	SECTOR 2	SECTOR 3	LAP TIME	MPH	DIFF	TIME OF DAY
1 -		53.453	27.134	2:06.821	69.07	8.763	15:35:10.847
2 -	***37.488***	54.934	27.248	1:59.670	73.19	1.612	15:37:10.517
3 -	38.840	54.261	27.266	2:00.367	72.77	2.309	15:39:10.884
4 -	38.214	***53.099***	27.121	1:58.434 **(3)**	73.96	0.376	15:41:09.318
5 -	37.759	53.319	***26.980***	***1:58.058*** **(1)**	***74.19***		***15:43:07.376***
6 -	37.701	53.445	27.279	1:58.425 **(2)**	73.96	0.367	15:45:05.801

Weather / Track : Sunny / Dry

Brands Hatch GP
Circuit Length = 2.4332 miles
Start: 15:33 Flag 15:44 End: 15:46

BMCRC - MRO Championships 2018 - Rnd 6 @ Brands Hatch GP

BMCRC Thunderbike Extreme

RACE 14 - SECTOR ANALYSIS

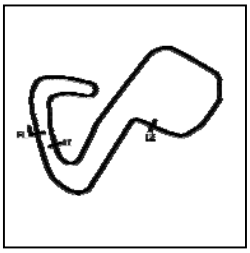

SECTOR 1 = FL to I1, SECTOR 2 = I1 to I2, SECTOR 3 = I2 to FL, DIFF = Difference To Personal Best Lap, P = Crossed Finish Line in Pit Lane, D = Time Disallowed

P28 18 R Stuart ALBON Suzuki -

IDEAL LAP TIME : 2:02.902 BEST LAP TIME : 2:04.064 DIFFERENCE : 1.162

LAP	SECTOR 1	SECTOR 2	SECTOR 3	LAP TIME	MPH	DIFF	TIME OF DAY
1 -		58.181	28.799	2:15.983	64.41	11.919	15:35:20.009
2 -	41.446	59.502	28.765	2:09.713	67.53	5.649	15:37:29.722
3 -	40.097	57.272	28.004	2:05.373 **(2)**	69.87	1.309	15:39:35.095
4 -	40.450	56.539	29.453	2:06.442	69.27	2.378	15:41:41.537
5 -	***39.807***	***55.702***	28.555	***2:04.064*** **(1)**	***70.60***		***15:43:45.601***
6 -	41.322	56.771	***27.393***	2:05.486 **(3)**	69.80	1.422	15:45:51.087

P29 117 Raymond STAGG Suzuki -

IDEAL LAP TIME : 1:39.400 BEST LAP TIME : 1:39.967 DIFFERENCE : 0.567

LAP	SECTOR 1	SECTOR 2	SECTOR 3	LAP TIME	MPH	DIFF	TIME OF DAY
1 -		45.434	24.212	1:48.840	80.48	8.873	15:34:52.866
2 -	32.333	45.380	23.616	1:41.329	86.44	1.362	15:36:34.195
3 -	32.460	44.821	23.477	1:40.758	86.93	0.791	15:38:14.953
4 -	32.021	45.006	23.295	1:40.322 **(2)**	87.31	0.355	15:39:55.275
5 -	32.063	45.192	23.299	1:40.554 **(3)**	87.11	0.587	15:41:35.829
6 -	***31.866***	44.903	***23.198***	***1:39.967*** **(1)**	***87.62***		***15:43:15.796***

P30 77 David MAY Suzuki - ELP Racing

IDEAL LAP TIME : 1:38.005 BEST LAP TIME : 1:38.706 DIFFERENCE : 0.701

LAP	SECTOR 1	SECTOR 2	SECTOR 3	LAP TIME	MPH	DIFF	TIME OF DAY
1 -		***43.598***	23.325	1:44.625	83.72	5.919	15:34:48.651
2 -	31.473	44.136	***23.097***	***1:38.706*** **(1)**	***88.74***		***15:36:27.357***
3 -	31.482	44.244	23.286	1:39.012 **(2)**	88.47	0.306	15:38:06.369
4 -	31.756	44.014	23.314	1:39.084 **(3)**	88.40	0.378	15:39:45.453
5 -	***31.310***	45.302	23.264	1:39.876	87.70	1.170	15:41:25.329

Weather / Track : Sunny / Dry

Brands Hatch GP
Circuit Length = 2.4332 miles
Start: 15:33 Flag 15:44 End: 15:46

BMCRC - MRO Championships 2018 - Rnd 6 @ Brands Hatch GP

BMCRC Thunderbike Extreme

RACE 14 - BEST SECTORS

	SECTOR 1			SECTOR 2			SECTOR 3			IDEAL / BEST COMPARISON					
POS	NO	NAME	TIME	NO	NAME	TIME	NO	NAME	TIME	POS	NO	NAME	IDEAL	BEST	DIFF
												PERFECT LAP	1:34.084		
1	76	BYARD	29.889	76	BYARD	42.100	54	SAUNDERS	22.095	1	76	BYARD	1:34.189	1:34.220	0.031
2	43	WILLSHER	30.280	54	SAUNDERS	42.236	76	BYARD	22.200	2	54	SAUNDERS	1:34.686	1:35.037	0.351
3	54	SAUNDERS	30.355	42	WOOD	42.665	42	WOOD	22.361	3	43	WILLSHER	1:35.491	1:35.859	0.368
4	41	ABRAHAM	30.493	44	DAVIES	42.705	43	WILLSHER	22.387	4	42	WOOD	1:35.678	1:35.955	0.277
5	42	WOOD	30.652	41	ABRAHAM	42.811	3	BELENKIN	22.426	5	41	ABRAHAM	1:35.875	1:35.982	0.107
6	44	DAVIES	30.756	43	WILLSHER	42.824	41	ABRAHAM	22.571	6	44	DAVIES	1:36.091	1:36.651	0.560
7	64	CHAMBERLAIN	30.789	82	HINNELLS	42.861	44	DAVIES	22.630	7	64	CHAMBERLAIN	1:36.381	1:36.586	0.205
8	82	HINNELLS	30.900	64	CHAMBERLAIN	42.901	82	HINNELLS	22.671	8	82	HINNELLS	1:36.432	1:36.642	0.210
9	3	BELENKIN	30.948	69	RUSSO	43.263	69	RUSSO	22.677	9	3	BELENKIN	1:36.924	1:36.924	0.000
10	22	DOOLAN	31.054	22	DOOLAN	43.381	64	CHAMBERLAIN	22.691	10	69	RUSSO	1:37.256	1:37.470	0.214
11	77	MAY	31.310	3	BELENKIN	43.550	16	WREN	22.940	11	22	DOOLAN	1:37.466	1:37.616	0.150
12	69	RUSSO	31.316	77	MAY	43.598	22	DOOLAN	23.031	12	77	MAY	1:38.005	1:38.706	0.701
13	131	EDMONDSON	31.537	131	EDMONDSON	44.054	77	MAY	23.097	13	131	EDMONDSON	1:38.862	1:39.197	0.335
14	37	MARSH	31.613	37	MARSH	44.074	117	STAGG	23.198	14	37	MARSH	1:38.933	1:39.232	0.299
15	96	SIM	31.777	117	STAGG	44.336	37	MARSH	23.246	15	117	STAGG	1:39.400	1:39.967	0.567
16	117	STAGG	31.866	85	TUCKER	44.436	85	TUCKER	23.248	16	16	WREN	1:39.550	1:40.409	0.859
17	85	TUCKER	32.000	16	WREN	44.466	131	EDMONDSON	23.271	17	85	TUCKER	1:39.684	1:39.841	0.157
18	15	KILLWORTH	32.008	15	KILLWORTH	44.502	15	KILLWORTH	23.393	18	15	KILLWORTH	1:39.903	1:40.037	0.134
19	51	HOGARTH	32.059	96	SIM	44.635	96	SIM	23.509	19	96	SIM	1:39.921	1:39.982	0.061
20	16	WREN	32.144	51	HOGARTH	44.852	228	EMERSON	23.543	20	51	HOGARTH	1:40.683	1:40.683	0.000
21	141	ROBINSON	32.398	141	ROBINSON	44.928	141	ROBINSON	23.565	21	141	ROBINSON	1:40.891	1:41.285	0.394
22	228	EMERSON	32.413	99	BREEN	45.076	51	HOGARTH	23.772	22	99	BREEN	1:41.351	1:41.560	0.209
23	99	BREEN	32.427	35	HARVEY	45.177	99	BREEN	23.848	23	228	EMERSON	1:41.493	1:41.759	0.266
24	35	HARVEY	32.851	228	EMERSON	45.537	35	HARVEY	24.239	24	35	HARVEY	1:42.267	1:42.893	0.626
25	46	DRAPER	33.593	46	DRAPER	46.991	21	BRENNAN	24.870	25	46	DRAPER	1:45.738	1:46.316	0.578
26	21	BRENNAN	34.665	143	BARFORD	48.814	46	DRAPER	25.154	26	21	BRENNAN	1:48.782	1:48.782	0.000
27	143	BARFORD	34.684	21	BRENNAN	49.247	24	REYNOLDS	25.519	27	143	BARFORD	1:49.426	1:49.466	0.040
28	24	REYNOLDS	35.186	24	REYNOLDS	49.577	143	BARFORD	25.928	28	24	REYNOLDS	1:50.282	1:50.705	0.423
29	130	GRINSTEAD	37.488	130	GRINSTEAD	53.099	130	GRINSTEAD	26.980	29	130	GRINSTEAD	1:57.567	1:58.058	0.491
30	18	ALBON	39.807	18	ALBON	55.702	18	ALBON	27.393	30	18	ALBON	2:02.902	2:04.064	1.162

Weather / Track : Sunny / Dry

Brands Hatch GP
Circuit Length = 2.4332 miles
Start: 15:33 Flag 15:44 End: 15:46

Results can be found at www.tsl-timing.com

Printed - 15:47 Sunday, 08 July 2018

BMCRC-MRO Championships 2018

BMCRC Thunderbike Sport & Rookie Minitwins

Brands Hatch GP

7th & 8th July 2018

Results Provided by Timing Solutions Ltd
www.tsl-timing.com

Brands Hatch GP

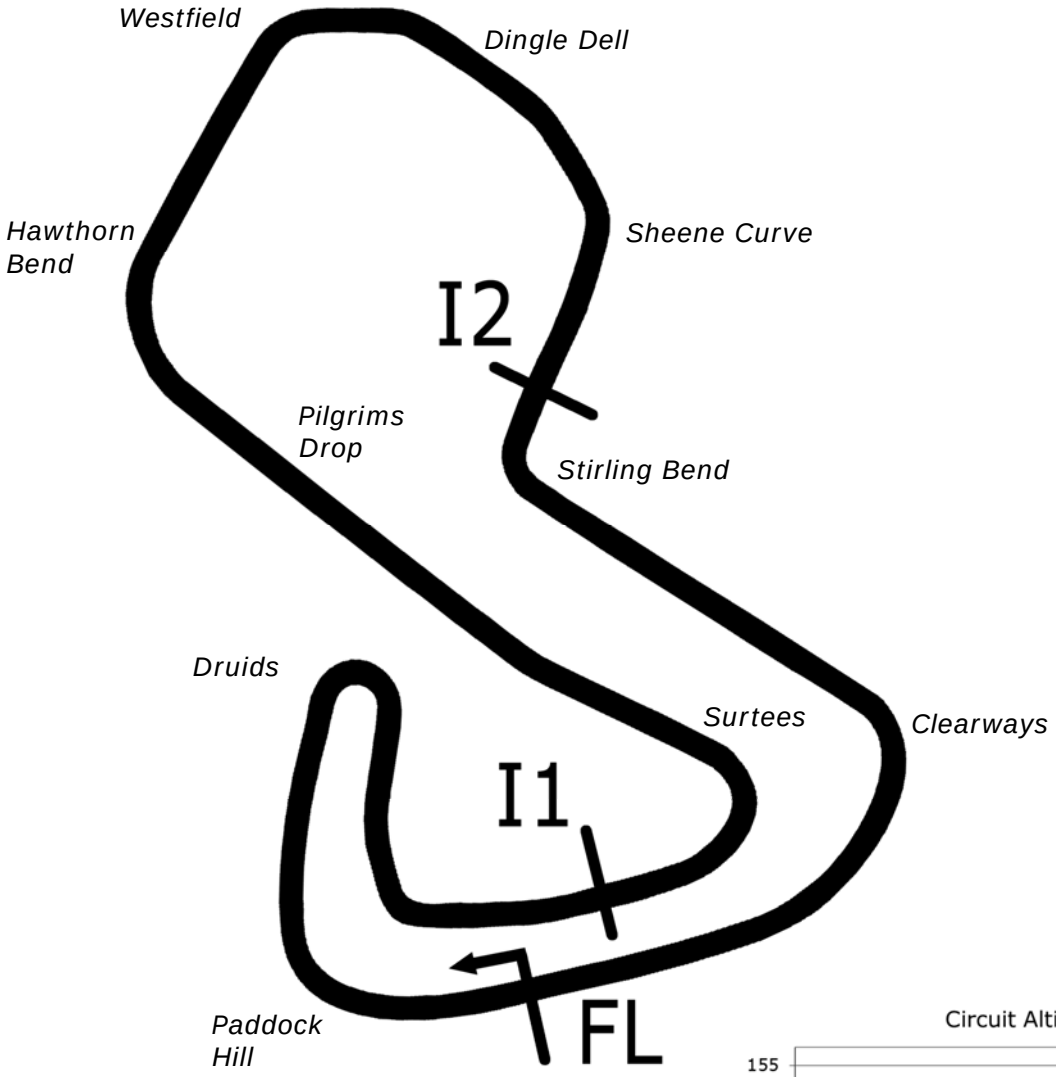

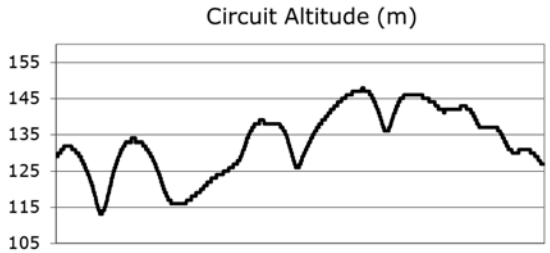

Length	2.4332 miles	3916.0 m	
FL		51.36032 N	0.26032 E
I1	1116m	51.35934 N	0.25955 E
I2	2928m	51.35532 N	0.26250 E
Pit Entry	3646m	51.35911 N	0.25743 E
Pit Exit	26m after FL	51.36027 N	0.26078 E

Pit Entry–Pit Exit 277m, 16.6s @60kph, 12.4s @80kph

All results available at www.tsl-timing.com

BMCRC - MRO Championships 2018 - Rnd 6 @ Brands Hatch GP

BMCRC Thunderbike Sport & BMCRC Rookie Minitwins

QUALIFYING - CLASSIFICATION

POS	NO	CL	PIC	NAME	ENTRY	TIME	ON	LAPS	GAP	DIFF	MPH
1	81		1	Malvern MAY	Ducati -	1:43.006	4	6			85.04
2	47		2	Thomas WATSON	Yamaha - Motorsportdays.com TEA Time Racing	1:43.039	4	6	0.033	0.033	85.01
3	198		3	Steven TOPPING	Yamaha -	1:43.393	3	6	0.387	0.354	84.72
4	20		4	Jose TOUCEDA	SUZUKI - Cell2	1:43.583	5	6	0.577	0.190	84.56
5	54		5	Adam JAMISON	- AJ Racing	1:43.689	3	4	0.683	0.106	84.48
6	75		6	Stewart MAY	Honda - Tilehurst Glass Racing	1:43.728	4	6	0.722	0.039	84.45
7	666	R	1	Shane BEASLEY	Kawasaki -	1:43.991	4	6	0.985	0.263	84.23
8	137 *	RMT	1	Charlie CRAWT	Suzuki - Pass Bike Motorcycle Training Ltd	1:44.835	5	6	1.829	0.844	83.55
9	48		7	Shaun WALLIS	Yamaha - Watling Tyres	1:46.547	6	6	3.541	1.712	82.21
10	79	R	2	Tommy HEMPHILL	Suzuki -	1:46.868	3	6	3.862	0.321	81.96
11	66		8	Mark SMITH	Yamaha - MHP EXHAUST`S	1:47.629	4	6	4.623	0.761	81.38
12	84		9	Ricardo BRANCO	Suzuki - IMP Racing	1:47.790	4	6	4.784	0.161	81.26
13	72		10	Kevin MILLER	Suzuki - Mechanical Air Supplies Ltd	1:47.805	3	6	4.799	0.015	81.25
14	42 *	R	3	Scott MILLER	Yamaha -	1:47.952	4	6	4.946	0.147	81.14
15	50		11	Paul ROBSON	Suzuki - RBProperty services & Environment Lighting	1:48.110	6	6	5.104	0.158	81.02
16	73		12	Vincent LEWIN	Suzuki - vinitwinracing.co.uk	1:48.217	4	6	5.211	0.107	80.94
17	181	RMT	2	Robert FRANKLIN	Suzuki - RCF GARDENS	1:48.417	6	6	5.411	0.200	80.79
18	90		13	Edward WATSON	Yamaha - Motorsportdays.com TEA Time Racing	1:48.641	4	6	5.635	0.224	80.63
19	32		14	Thomas WILLIAMS	Honda -	1:49.430	6	6	6.424	0.789	80.04
20	85		15	Andrew KITE	Ducati - Red Rebel Racing	1:49.466	6	6	6.460	0.036	80.02
21	5	R	4	William YOUNG	Yamaha - RoyBoy's Racing , RPH Carpentry Ltd	1:49.554	4	4	6.548	0.088	79.95
22	23		16	Claire BECKETT	Suzuki - Cowpers Oak	1:49.895	6	6	6.889	0.341	79.71
23	131	RMT	3	Christopher EVANS	Suzuki - C.E PILATES / ANDESIGN	1:50.063	5	5	7.057	0.168	79.58
24	10	RMT	4	Ashley MITCHELL	Suzuki -	1:50.102	6	6	7.096	0.039	79.56
25	16		17	Geoff LANSDELL	Suzuki - EPG Domestic	1:52.767	3	6	9.761	2.665	77.68
26	117		18	Jordan HARRIS	Kawasaki -	1:53.063	4	4	10.057	0.296	77.47
27	45	R	5	John FORTEY	Suzuki - House of Gain Gym	1:53.102	3	6	10.096	0.039	77.45
28	143		19	Robert DAVIE	Suzuki -	1:53.295	5	6	10.289	0.193	77.31
29	62	RMT	5	Ben MITCHELL	Suzuki -	1:53.750	6	6	10.744	0.455	77.00
30	60	RMT	6	Adam RIDGWELL	Suzuki -	1:53.986	6	6	10.980	0.236	76.85
31	44 *	RMT	7	Tony PARKER	Suzuki - Emerald Elevators	1:54.011	4	6	11.005	0.025	76.83
32	152	RMT	8	Jason ALLEN	Suzuki -	1:54.088	4	5	11.082	0.077	76.78
33	289	RMT	9	Philip HORNE	Suzuki -	1:56.198	1	5	13.192	2.110	75.38
34	0	RMT	10	Luke STANLEY	Suzuki - MOREMOTO	1:57.278	4	5	14.272	1.080	74.69
35	147	R	6	Matthew MAY	Honda - Tilehurst Glass Racing	1:57.955	2	2	14.949	0.677	74.26
36	9	RMT	11	Andrew WATSON	Suzuki - TEA Time Racing	1:59.047	5	5	16.041	1.092	73.58
37	37	R	7	Ricky WOODS	Suzuki - RW Racing	1:59.471	4	5	16.465	0.424	73.32
38	102	R	8	James TEGG	Honda - Teggy102 Racing	1:59.578	3	5	16.572	0.107	73.25
39	999	R	9	Simon READ	Yamaha -	1:59.669	5	5	16.663	0.091	73.20
40	120	RMT	12	Ian MITCHELL	Suzuki - LID365.com	2:01.608	5	5	18.602	1.939	72.03
41	33	R	10	Mark LAWRENCE	Honda - Sarky racing	2:07.728	2	4	24.722	6.120	68.58
42	79	RMT	13	Gavin WHITE	Suzuki - Autotech Recruit Ltd	2:09.095	2	2	26.089	1.367	67.85
43	126	R	11	Damien LECHAUVE	Ktm -	2:11.917	2	3	28.911	2.822	66.40

*** No 42 & 137 - Please improve location of transponder - poor signal**
*** No. 44 - Please fit a working transponder**

Brands Hatch GP
Circuit Length = 2.4332 miles
Start: 10:27 Flag 10:39 End: 10:41

Weather / Track : Sunny / Dry
These results are provisional until the conclusion of any judicial and technical matters.

Clerk Of Course :		Timekeeper :

Results can be found at www.tsl-timing.com

Printed - 10:41 Saturday, 07 July 2018

BMCRC - MRO Championships 2018 - Rnd 6 @ Brands Hatch GP

BMCRC Thunderbike Sport & BMCRC Rookie Minitwins

QUALIFYING - SECTOR ANALYSIS

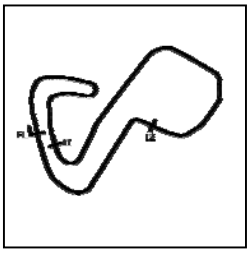

SECTOR 1 = FL to I1, SECTOR 2 = I1 to I2, SECTOR 3 = I2 to FL, DIFF = Difference To Personal Best Lap, P = Crossed Finish Line in Pit Lane, D = Time Disallowed

P1 81 Malvern MAY Ducati -

IDEAL LAP TIME : 1:43.006 BEST LAP TIME : 1:43.006 DIFFERENCE : 0.000

LAP	SECTOR 1	SECTOR 2	SECTOR 3	LAP TIME	MPH	DIFF	TIME OF DAY
1 -	34.984	46.791	24.719	1:46.494	82.25	3.488	10:30:24.892
2 -	34.643	48.560	24.320	1:47.523	81.46	4.517	10:32:12.415
3 -	34.421	46.582	24.415	1:45.418 **(3)**	83.09	2.412	10:33:57.833
4 -	***33.104***	***45.908***	***23.994***	***1:43.006*** **(1)**	***85.04***		***10:35:40.839***
5 -	34.282	46.046	24.124	1:44.452 **(2)**	83.86	1.446	10:37:25.291
6 -	34.572	47.534	25.111	1:47.217	81.70	4.211	10:39:12.508

P2 47 Thomas WATSON Yamaha - Motorsportdays.com TEA Time Racing

IDEAL LAP TIME : 1:43.039 BEST LAP TIME : 1:43.039 DIFFERENCE : 0.000

LAP	SECTOR 1	SECTOR 2	SECTOR 3	LAP TIME	MPH	DIFF	TIME OF DAY
1 -	37.399	48.900	24.629	1:50.928	78.96	7.889	10:30:47.378
2 -	33.537	47.155	24.383	1:45.075	83.36	2.036	10:32:32.453
3 -	33.205	46.270	24.500	1:43.975 **(2)**	84.24	0.936	10:34:16.428
4 -	***32.814***	***45.861***	***24.364***	***1:43.039*** **(1)**	***85.01***		***10:35:59.467***
5 -	33.663	46.077	24.367	1:44.107 **(3)**	84.14	1.068	10:37:43.574
6 -	34.257	47.059	24.429	1:45.745	82.83	2.706	10:39:29.319

P3 198 Steven TOPPING Yamaha -

IDEAL LAP TIME : 1:42.716 BEST LAP TIME : 1:43.393 DIFFERENCE : 0.677

LAP	SECTOR 1	SECTOR 2	SECTOR 3	LAP TIME	MPH	DIFF	TIME OF DAY
1 -	35.511	46.489	24.415	1:46.415	82.31	3.022	10:30:13.767
2 -	33.837	46.486	24.351	1:44.674 **(3)**	83.68	1.281	10:31:58.441
3 -	33.596	***45.416***	24.381	***1:43.393*** **(1)**	***84.72***		***10:33:41.834***
4 -	33.490	45.887	***24.174***	1:43.551 **(2)**	84.59	0.158	10:35:25.385
5 -	***33.126***	47.920	24.392	1:45.438	83.08	2.045	10:37:10.823
6 -	35.836	46.437	24.595	1:46.868	81.96	3.475	10:38:57.691

P4 20 Jose TOUCEDA SUZUKI - Cell2

IDEAL LAP TIME : 1:43.340 BEST LAP TIME : 1:43.583 DIFFERENCE : 0.243

LAP	SECTOR 1	SECTOR 2	SECTOR 3	LAP TIME	MPH	DIFF	TIME OF DAY
1 -	37.673	49.807	24.898	1:52.378	77.94	8.795	10:30:47.112
2 -	34.374	47.369	24.638	1:46.381	82.34	2.798	10:32:33.493
3 -	33.732	47.335	24.422	1:45.489 **(3)**	83.04	1.906	10:34:18.982
4 -	33.748	46.168	***24.139***	1:44.055 **(2)**	84.18	0.472	10:36:03.037
5 -	***33.086***	***46.115***	24.382	***1:43.583*** **(1)**	***84.56***		***10:37:46.620***
6 -	34.134	46.796	24.905	1:45.835	82.76	2.252	10:39:32.455

P5 54 Adam JAMISON - AJ Racing

IDEAL LAP TIME : 1:43.301 BEST LAP TIME : 1:43.689 DIFFERENCE : 0.388

LAP	SECTOR 1	SECTOR 2	SECTOR 3	LAP TIME	MPH	DIFF	TIME OF DAY
1 -	34.899	46.733	25.211	1:46.843	81.98	3.154	10:30:13.829
2 -	34.905	46.090	24.976	1:45.971 **(3)**	82.66	2.282	10:31:59.800
3 -	33.619	***45.644***	***24.426***	***1:43.689*** **(1)**	***84.48***		***10:33:43.489***
4 -	***33.231***	46.086	24.520	1:43.837 **(2)**	84.36	0.148	10:35:27.326

P6 75 Stewart MAY Honda - Tilehurst Glass Racing

IDEAL LAP TIME : 1:43.286 BEST LAP TIME : 1:43.728 DIFFERENCE : 0.442

LAP	SECTOR 1	SECTOR 2	SECTOR 3	LAP TIME	MPH	DIFF	TIME OF DAY
1 -	36.751	47.144	25.333	1:49.228	80.19	5.500	10:30:29.508
2 -	35.272	46.723	24.266	1:46.261	82.43	2.533	10:32:15.769
3 -	34.669	***45.617***	24.598	1:44.884 **(3)**	83.51	1.156	10:34:00.653
4 -	***33.849***	46.022	23.857	***1:43.728*** **(1)**	***84.45***		***10:35:44.381***
5 -	34.170	46.495	***23.820***	1:44.485 **(2)**	83.83	0.757	10:37:28.866
6 -	35.725	56.271	26.588	1:58.584	73.87	14.856	10:39:27.450

Weather / Track : Sunny / Dry

Brands Hatch GP
Circuit Length = 2.4332 miles
Start: 10:27 Flag 10:39 End: 10:41

BMCRC - MRO Championships 2018 - Rnd 6 @ Brands Hatch GP

BMCRC Thunderbike Sport & BMCRC Rookie Minitwins

QUALIFYING - SECTOR ANALYSIS

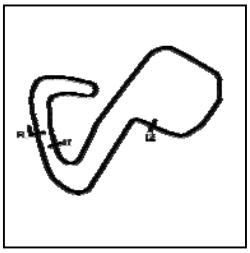

SECTOR 1 = FL to I1, SECTOR 2 = I1 to I2, SECTOR 3 = I2 to FL, DIFF = Difference To Personal Best Lap, P = Crossed Finish Line in Pit Lane, D = Time Disallowed

P7 666 R Shane BEASLEY Kawasaki -

IDEAL LAP TIME : 1:43.771 BEST LAP TIME : 1:43.991 DIFFERENCE : 0.220

LAP	SECTOR 1	SECTOR 2	SECTOR 3	LAP TIME	MPH	DIFF	TIME OF DAY
1 -	36.246	48.209	25.733	1:50.188	79.49	6.197	10:30:29.419
2 -	34.667	47.131	24.448	1:46.246	82.44	2.255	10:32:15.665
3 -	34.373	***45.929***	24.183	1:44.485 **(2)**	83.83	0.494	10:34:00.150
4 -	33.874	46.105	***24.012***	***1:43.991*** **(1)**	***84.23***		***10:35:44.141***
5 -	***33.830***	46.634	24.119	1:44.583 **(3)**	83.75	0.592	10:37:28.724
6 -	35.126	47.434	25.586	1:48.146	81.00	4.155	10:39:16.870

P8 137 RMT Charlie CRAWT Suzuki - Pass Bike Motorcycle Training Ltd

IDEAL LAP TIME : 1:44.835 BEST LAP TIME : 1:44.835 DIFFERENCE : 0.000

LAP	SECTOR 1	SECTOR 2	SECTOR 3	LAP TIME	MPH	DIFF	TIME OF DAY
1 -	35.956	47.899	25.078	1:48.933	80.41	4.098	10:30:19.305
2 -	35.239	47.291	24.815	1:47.345	81.60	2.510	10:32:06.650
3 -	34.864	47.410	24.691	1:46.965 **(3)**	81.89	2.130	10:33:53.615
4 -	34.433	47.398	24.655	1:46.486 **(2)**	82.26	1.651	10:35:40.101
5 -	***33.557***	***46.696***	***24.582***	***1:44.835*** **(1)**	***83.55***		***10:37:24.936***
6 -	39.120	48.212	25.772	1:53.104	77.44	8.269	10:39:18.040

P9 48 Shaun WALLIS Yamaha - Watling Tyres

IDEAL LAP TIME : 1:46.251 BEST LAP TIME : 1:46.547 DIFFERENCE : 0.296

LAP	SECTOR 1	SECTOR 2	SECTOR 3	LAP TIME	MPH	DIFF	TIME OF DAY
1 -	41.486	51.708	27.189	2:00.383	72.76	13.836	10:31:07.579
2 -	37.784	49.197	27.003	1:53.984	76.85	7.437	10:33:01.563
3 -	34.605	48.128	***24.749***	1:47.482 **(3)**	81.50	0.935	10:34:49.045
4 -	34.562	47.575	25.146	1:47.283 **(2)**	81.65	0.736	10:36:36.328
5 -	35.535	48.820	25.024	1:49.379	80.08	2.832	10:38:25.707
6 -	***34.130***	***47.372***	25.045	***1:46.547*** **(1)**	***82.21***		***10:40:12.254***

P10 79 R Tommy HEMPHILL Suzuki -

IDEAL LAP TIME : 1:46.457 BEST LAP TIME : 1:46.868 DIFFERENCE : 0.411

LAP	SECTOR 1	SECTOR 2	SECTOR 3	LAP TIME	MPH	DIFF	TIME OF DAY
1 -	35.376	48.636	24.991	1:49.003	80.36	2.135	10:30:19.051
2 -	34.234	***47.959***	24.866	1:47.059 **(2)**	81.82	0.191	10:32:06.110
3 -	34.122	48.113	***24.633***	***1:46.868*** **(1)**	***81.96***		***10:33:52.978***
4 -	***33.865***	48.649	24.853	1:47.367 **(3)**	81.58	0.499	10:35:40.345
5 -	34.385	49.790	24.885	1:49.060	80.32	2.192	10:37:29.405
6 -	36.869	51.865	25.580	1:54.314	76.62	7.446	10:39:23.719

P11 66 Mark SMITH Yamaha - MHP EXHAUST`S

IDEAL LAP TIME : 1:47.280 BEST LAP TIME : 1:47.629 DIFFERENCE : 0.349

LAP	SECTOR 1	SECTOR 2	SECTOR 3	LAP TIME	MPH	DIFF	TIME OF DAY
1 -	36.843	51.065	25.826	1:53.734	77.02	6.105	10:30:36.903
2 -	35.534	50.172	25.059	1:50.765	79.08	3.136	10:32:27.668
3 -	34.743	48.925	24.941	1:48.609	80.65	0.980	10:34:16.277
4 -	***34.303***	48.424	***24.902***	***1:47.629*** **(1)**	***81.38***		***10:36:03.906***
5 -	35.101	***48.075***	25.230	1:48.406 **(3)**	80.80	0.777	10:37:52.312
6 -	34.755	48.089	25.152	1:47.996 **(2)**	81.11	0.367	10:39:40.308

P12 84 Ricardo BRANCO Suzuki - IMP Racing

IDEAL LAP TIME : 1:46.668 BEST LAP TIME : 1:47.790 DIFFERENCE : 1.122

LAP	SECTOR 1	SECTOR 2	SECTOR 3	LAP TIME	MPH	DIFF	TIME OF DAY
1 -	38.222	50.859	25.947	1:55.028	76.15	7.238	10:30:36.147
2 -	36.420	50.226	25.670	1:52.316	77.99	4.526	10:32:28.463
3 -	35.310	48.526	24.998	1:48.834	80.48	1.044	10:34:17.297
4 -	***35.101***	47.587	25.102	***1:47.790*** **(1)**	***81.26***		***10:36:05.087***
5 -	35.935	47.290	24.948	1:48.173 **(3)**	80.97	0.383	10:37:53.260

Weather / Track : Sunny / Dry

Brands Hatch GP
Circuit Length = 2.4332 miles
Start: 10:27 Flag 10:39 End: 10:41

BMCRC - MRO Championships 2018 - Rnd 6 @ Brands Hatch GP

BMCRC Thunderbike Sport & BMCRC Rookie Minitwins

QUALIFYING - SECTOR ANALYSIS

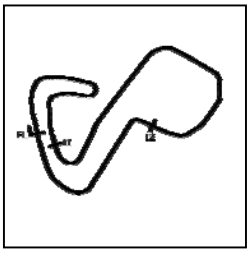

SECTOR 1 = FL to I1, SECTOR 2 = I1 to I2, SECTOR 3 = I2 to FL, DIFF = Difference To Personal Best Lap, P = Crossed Finish Line in Pit Lane, D = Time Disallowed

6 -	36.536	***46.931***	***24.636***	1:48.103 **(2)**	81.03	0.313	10:39:41.363

P13 72 Kevin MILLER Suzuki - Mechanical Air Supplies Ltd

IDEAL LAP TIME : 1:47.151 BEST LAP TIME : 1:47.805 DIFFERENCE : 0.654

LAP	SECTOR 1	SECTOR 2	SECTOR 3	LAP TIME	MPH	DIFF	TIME OF DAY
1 -	41.690	51.978	27.088	2:00.756	72.54	12.951	10:31:06.653
2 -	37.123	48.839	26.081	1:52.043	78.18	4.238	10:32:58.696
3 -	35.247	***47.572***	***24.986***	***1:47.805*** **(1)**	***81.25***		***10:34:46.501***
4 -	35.977	48.936	25.546	1:50.459 **(3)**	79.30	2.654	10:36:36.960
5 -	37.818	48.016	25.379	1:51.213	78.76	3.408	10:38:28.173
6 -	***34.593***	48.031	25.370	1:47.994 **(2)**	81.11	0.189	10:40:16.167

P14 42 R Scott MILLER Yamaha -

IDEAL LAP TIME : 1:47.570 BEST LAP TIME : 1:47.952 DIFFERENCE : 0.382

LAP	SECTOR 1	SECTOR 2	SECTOR 3	LAP TIME	MPH	DIFF	TIME OF DAY
1 -	39.935	51.860	26.031	1:57.826	74.34	9.874	10:30:57.217
2 -	36.539	49.221	25.361	1:51.121	78.83	3.169	10:32:48.338
3 -	35.969	49.762	25.318	1:51.049	78.88	3.097	10:34:39.387
4 -	34.984	***47.871***	***25.097***	***1:47.952*** **(1)**	***81.14***		***10:36:27.339***
5 -	35.611	48.144	25.365	1:49.120 **(2)**	80.27	1.168	10:38:16.459
6 -	***34.602***	48.802	26.081	1:49.485 **(3)**	80.00	1.533	10:40:05.944

P15 50 Paul ROBSON Suzuki - RBProperty services & Environment Lighting

IDEAL LAP TIME : 1:47.665 BEST LAP TIME : 1:48.110 DIFFERENCE : 0.445

LAP	SECTOR 1	SECTOR 2	SECTOR 3	LAP TIME	MPH	DIFF	TIME OF DAY
1 -	39.453	50.852	25.961	1:56.266	75.34	8.156	10:30:41.979
2 -	37.156	49.454	25.292	1:51.902	78.28	3.792	10:32:33.881
3 -	36.229	49.387	25.119	1:50.735	79.10	2.625	10:34:24.616
4 -	36.028	48.482	25.144	1:49.654 **(3)**	79.88	1.544	10:36:14.270
5 -	35.938	47.798	***24.931***	1:48.667 **(2)**	80.61	0.557	10:38:02.937
6 -	***35.315***	***47.419***	25.376	***1:48.110*** **(1)**	***81.02***		***10:39:51.047***

P16 73 Vincent LEWIN Suzuki - vinitwinracing.co.uk

IDEAL LAP TIME : 1:48.149 BEST LAP TIME : 1:48.217 DIFFERENCE : 0.068

LAP	SECTOR 1	SECTOR 2	SECTOR 3	LAP TIME	MPH	DIFF	TIME OF DAY
1 -	36.989	51.020	26.282	1:54.291	76.64	6.074	10:30:36.891
2 -	36.170	50.038	25.618	1:51.826	78.33	3.609	10:32:28.717
3 -	***34.598***	48.328	25.418	1:48.344 **(2)**	80.85	0.127	10:34:17.061
4 -	34.666	***48.258***	***25.293***	***1:48.217*** **(1)**	***80.94***		***10:36:05.278***
5 -	36.281	48.457	25.406	1:50.144	79.53	1.927	10:37:55.422
6 -	35.642	48.311	25.427	1:49.380 **(3)**	80.08	1.163	10:39:44.802

P17 181 RMT Robert FRANKLIN Suzuki - RCF GARDENS

IDEAL LAP TIME : 1:47.883 BEST LAP TIME : 1:48.417 DIFFERENCE : 0.534

LAP	SECTOR 1	SECTOR 2	SECTOR 3	LAP TIME	MPH	DIFF	TIME OF DAY
1 -	38.307	49.522	25.822	1:53.651	77.07	5.234	10:30:44.163
2 -	35.811	49.355	***25.505***	1:50.671	79.15	2.254	10:32:34.834
3 -	35.780	49.959	26.086	1:51.825	78.33	3.408	10:34:26.659
4 -	34.686	48.253	25.557	1:48.496 **(2)**	80.73	0.079	10:36:15.155
5 -	35.380	48.339	25.639	1:49.358 **(3)**	80.10	0.941	10:38:04.513
6 -	***34.572***	***47.806***	26.039	***1:48.417*** **(1)**	***80.79***		***10:39:52.930***

P18 90 Edward WATSON Yamaha - Motorsportdays.com TEA Time Racing

IDEAL LAP TIME : 1:47.727 BEST LAP TIME : 1:48.641 DIFFERENCE : 0.914

LAP	SECTOR 1	SECTOR 2	SECTOR 3	LAP TIME	MPH	DIFF	TIME OF DAY
1 -	40.580	53.339	27.641	2:01.560	72.06	12.919	10:31:12.364
2 -	37.571	53.308	27.049	1:57.928	74.28	9.287	10:33:10.292
3 -	36.305	49.289	25.690	1:51.284	78.71	2.643	10:35:01.576

Weather / Track : Sunny / Dry

Brands Hatch GP
Circuit Length = 2.4332 miles
Start: 10:27 Flag 10:39 End: 10:41

BMCRC - MRO Championships 2018 - Rnd 6 @ Brands Hatch GP

BMCRC Thunderbike Sport & BMCRC Rookie Minitwins

QUALIFYING - SECTOR ANALYSIS

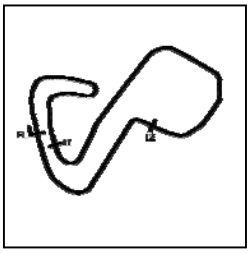

SECTOR 1 = FL to I1, SECTOR 2 = I1 to I2, SECTOR 3 = I2 to FL, DIFF = Difference To Personal Best Lap, P = Crossed Finish Line in Pit Lane, D = Time Disallowed

4 -	35.087	48.445	25.109	***1:48.641***	**(1)**	***80.63***		***10:36:50.217***
5 -	36.057	***48.345***	***25.072***	1:49.474	**(2)**	80.01	0.833	10:38:39.691
6 -	***34.310***	49.774	25.779	1:49.863	**(3)**	79.73	1.222	10:40:29.554

P19 32 Thomas WILLIAMS Honda -

IDEAL LAP TIME : 1:49.134 BEST LAP TIME : 1:49.430 DIFFERENCE : 0.296

LAP	SECTOR 1	SECTOR 2	SECTOR 3	LAP TIME		MPH	DIFF	TIME OF DAY
1 -	41.755	54.888	26.851	2:03.494		70.93	14.064	10:30:56.696
2 -	38.791	50.370	25.718	1:54.879		76.25	5.449	10:32:51.575
3 -	35.956	51.313	26.516	1:53.785	**(3)**	76.98	4.355	10:34:45.360
4 -	36.191	49.264	***25.459***	1:50.914	**(2)**	78.97	1.484	10:36:36.274
5 -	40.107	49.416	25.677	1:55.200		76.04	5.770	10:38:31.474
6 -	***35.205***	***48.470***	25.755	***1:49.430***	**(1)**	***80.04***		***10:40:20.904***

P20 85 Andrew KITE Ducati - Red Rebel Racing

IDEAL LAP TIME : 1:49.466 BEST LAP TIME : 1:49.466 DIFFERENCE : 0.000

LAP	SECTOR 1	SECTOR 2	SECTOR 3	LAP TIME		MPH	DIFF	TIME OF DAY
1 -	40.562	52.899	26.106	1:59.567		73.26	10.101	10:30:54.222
2 -	37.580	50.819	26.161	1:54.560		76.46	5.094	10:32:48.782
3 -	37.073	50.489	25.804	1:53.366		77.27	3.900	10:34:42.148
4 -	36.788	49.033	25.967	1:51.788	**(2)**	78.36	2.322	10:36:33.936
5 -	37.496	48.942	25.749	1:52.187	**(3)**	78.08	2.721	10:38:26.123
6 -	***35.972***	***48.066***	***25.428***	***1:49.466***	**(1)**	***80.02***		***10:40:15.589***

P21 5 R William YOUNG Yamaha - RoyBoy's Racing , RPH Carpentry Ltd

IDEAL LAP TIME : 1:49.554 BEST LAP TIME : 1:49.554 DIFFERENCE : 0.000

LAP	SECTOR 1	SECTOR 2	SECTOR 3	LAP TIME		MPH	DIFF	TIME OF DAY
1 -	39.940	56.000	26.485	2:02.425		71.55	12.871	10:31:00.844
2 -	37.131	49.869	25.760	1:52.760	**(3)**	77.68	3.206	10:32:53.604
3 -	36.335	49.745	25.679	1:51.759	**(2)**	78.38	2.205	10:34:45.363
4 -	***35.423***	***48.713***	***25.418***	***1:49.554***	**(1)**	***79.95***		***10:36:34.917***

P22 23 Claire BECKETT Suzuki - Cowpers Oak

IDEAL LAP TIME : 1:49.522 BEST LAP TIME : 1:49.895 DIFFERENCE : 0.373

LAP	SECTOR 1	SECTOR 2	SECTOR 3	LAP TIME		MPH	DIFF	TIME OF DAY
1 -	40.681	52.541	27.449	2:00.671		72.59	10.776	10:30:51.232
2 -	38.250	51.710	26.103	1:56.063		75.47	6.168	10:32:47.295
3 -	36.719	50.756	26.188	1:53.663		77.06	3.768	10:34:40.958
4 -	36.330	49.385	26.009	1:51.724	**(3)**	78.40	1.829	10:36:32.682
5 -	36.661	***48.758***	26.047	1:51.466	**(2)**	78.58	1.571	10:38:24.148
6 -	***35.058***	49.131	***25.706***	***1:49.895***	**(1)**	***79.71***		***10:40:14.043***

P23 131 RMT Christopher EVANS Suzuki - C.E PILATES / ANDESIGN

IDEAL LAP TIME : 1:48.983 BEST LAP TIME : 1:50.063 DIFFERENCE : 1.080

LAP	SECTOR 1	SECTOR 2	SECTOR 3	LAP TIME		MPH	DIFF	TIME OF DAY
1 -	36.525	49.918	27.676	1:54.119		76.76	4.056	10:30:30.296
2 -	36.489	49.709	25.608	1:51.806		78.34	1.743	10:32:22.102
3 -	35.908	49.318	***25.346***	1:50.572	**(3)**	79.22	0.509	10:34:12.674
4 -	35.875	48.991	25.562	1:50.428	**(2)**	79.32	0.365	10:36:03.102
5 -	***35.539***	48.600	25.924	***1:50.063***	**(1)**	***79.58***		***10:37:53.165***

P24 10 RMT Ashley MITCHELL Suzuki -

IDEAL LAP TIME : 1:49.863 BEST LAP TIME : 1:50.102 DIFFERENCE : 0.239

LAP	SECTOR 1	SECTOR 2	SECTOR 3	LAP TIME		MPH	DIFF	TIME OF DAY
1 -	39.202	52.430	26.937	1:58.569		73.87	8.467	10:31:04.937
2 -	35.353	49.997	***25.828***	1:51.178	**(3)**	78.79	1.076	10:32:56.115
3 -	34.988	50.084	25.955	1:51.027	**(2)**	78.89	0.925	10:34:47.142
4 -	36.600	51.004	25.970	1:53.574		77.12	3.472	10:36:40.716

Weather / Track : Sunny / Dry

Brands Hatch GP
Circuit Length = 2.4332 miles
Start: 10:27 Flag 10:39 End: 10:41

BMCRC - MRO Championships 2018 - Rnd 6 @ Brands Hatch GP

BMCRC Thunderbike Sport & BMCRC Rookie Minitwins

QUALIFYING - SECTOR ANALYSIS

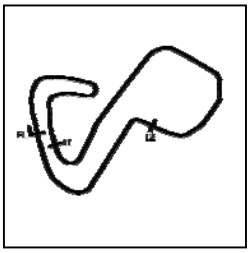

SECTOR 1 = FL to I1, SECTOR 2 = I1 to I2, SECTOR 3 = I2 to FL, DIFF = Difference To Personal Best Lap, P = Crossed Finish Line in Pit Lane, D = Time Disallowed

5 -	36.852	50.547	26.371	1:53.770	76.99	3.668	10:38:34.486
6 -	***34.181***	***49.854***	26.067	***1:50.102*** **(1)**	***79.56***		***10:40:24.588***

P25 16 Geoff LANSDELL Suzuki - EPG Domestic

IDEAL LAP TIME : 1:51.990 BEST LAP TIME : 1:52.767 DIFFERENCE : 0.777

LAP	SECTOR 1	SECTOR 2	SECTOR 3	LAP TIME	MPH	DIFF	TIME OF DAY
1 -	40.972	53.826	27.531	2:02.329	71.60	9.562	10:31:05.017
2 -	41.081	50.710	26.460	1:58.251	74.07	5.484	10:33:03.268
3 -	36.326	***49.740***	26.701	***1:52.767*** **(1)**	***77.68***		***10:34:56.035***
4 -	36.550	50.204	26.158	1:52.912 **(2)**	77.58	0.145	10:36:48.947
5 -	37.425	50.370	***26.106***	1:53.901 **(3)**	76.90	1.134	10:38:42.848
6 -	***36.144***	51.039	27.220	1:54.403	76.57	1.636	10:40:37.251

P26 117 Jordan HARRIS Kawasaki -

IDEAL LAP TIME : 1:53.007 BEST LAP TIME : 1:53.063 DIFFERENCE : 0.056

LAP	SECTOR 1	SECTOR 2	SECTOR 3	LAP TIME	MPH	DIFF	TIME OF DAY
1 -	39.824	53.068	27.290	2:00.182	72.88	7.119	10:30:50.466
2 -	36.740	51.816	27.257	1:55.813 **(3)**	75.63	2.750	10:32:46.279
3 -	***36.141***	51.250	27.024	1:54.415 **(2)**	76.56	1.352	10:34:40.694
4 -	36.197	***50.292***	***26.574***	***1:53.063*** **(1)**	***77.47***		***10:36:33.757***

P27 45 R John FORTEY Suzuki - House of Gain Gym

IDEAL LAP TIME : 1:51.690 BEST LAP TIME : 1:53.102 DIFFERENCE : 1.412

LAP	SECTOR 1	SECTOR 2	SECTOR 3	LAP TIME	MPH	DIFF	TIME OF DAY
1 -	39.586	54.329	26.822	2:00.737	72.55	7.635	10:30:57.300
2 -	38.831	50.784	25.937	1:55.552	75.80	2.450	10:32:52.852
3 -	36.498	***49.955***	26.649	***1:53.102*** **(1)**	***77.45***		***10:34:45.954***
4 -	38.114	50.516	***25.670***	1:54.300 **(3)**	76.63	1.198	10:36:40.254
5 -	37.498	52.985	27.737	1:58.220	74.09	5.118	10:38:38.474
6 -	***36.065***	51.901	26.317	1:54.283 **(2)**	76.65	1.181	10:40:32.757

P28 143 Robert DAVIE Suzuki -

IDEAL LAP TIME : 1:52.333 BEST LAP TIME : 1:53.295 DIFFERENCE : 0.962

LAP	SECTOR 1	SECTOR 2	SECTOR 3	LAP TIME	MPH	DIFF	TIME OF DAY
1 -	40.036	51.805	26.568	1:58.409	73.97	5.114	10:30:36.685
2 -	38.662	50.790	26.328	1:55.780	75.65	2.485	10:32:32.465
3 -	37.154	50.863	26.006	1:54.023	76.82	0.728	10:34:26.488
4 -	36.852	***49.967***	26.545	1:53.364 **(2)**	77.27	0.069	10:36:19.852
5 -	37.337	50.102	***25.856***	***1:53.295*** **(1)**	***77.31***		***10:38:13.147***
6 -	***36.510***	50.571	26.655	1:53.736 **(3)**	77.01	0.441	10:40:06.883

P29 62 RMT Ben MITCHELL Suzuki -

IDEAL LAP TIME : 1:53.233 BEST LAP TIME : 1:53.750 DIFFERENCE : 0.517

LAP	SECTOR 1	SECTOR 2	SECTOR 3	LAP TIME	MPH	DIFF	TIME OF DAY
1 -	40.651	55.147	27.790	2:03.588	70.87	9.838	10:31:15.106
2 -	37.287	52.583	27.377	1:57.247 **(3)**	74.71	3.497	10:33:12.353
3 -	39.906	55.222	26.558	2:01.686	71.98	7.936	10:35:14.039
4 -	***35.298***	52.086	26.692	1:54.076 **(2)**	76.78	0.326	10:37:08.115
5 -	39.585	53.280	26.312	1:59.177	73.50	5.427	10:39:07.292
6 -	35.815	***51.681***	***26.254***	***1:53.750*** **(1)**	***77.00***		***10:41:01.042***

P30 60 RMT Adam RIDGWELL Suzuki -

IDEAL LAP TIME : 1:53.986 BEST LAP TIME : 1:53.986 DIFFERENCE : 0.000

LAP	SECTOR 1	SECTOR 2	SECTOR 3	LAP TIME	MPH	DIFF	TIME OF DAY
1 -	41.394	54.061	28.290	2:03.745	70.78	9.759	10:31:09.521
2 -	39.792	54.159	28.724	2:02.675	71.40	8.689	10:33:12.196
3 -	39.730	56.058	27.442	2:03.230	71.08	9.244	10:35:15.426
4 -	38.975	51.858	27.048	1:57.881 **(3)**	74.31	3.895	10:37:13.307

Weather / Track : Sunny / Dry

Brands Hatch GP
Circuit Length = 2.4332 miles
Start: 10:27 Flag 10:39 End: 10:41

BMCRC - MRO Championships 2018 - Rnd 6 @ Brands Hatch GP

BMCRC Thunderbike Sport & BMCRC Rookie Minitwins

QUALIFYING - SECTOR ANALYSIS

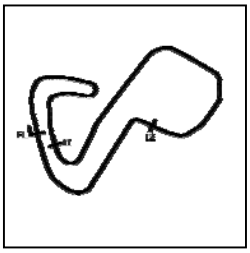

SECTOR 1 = FL to I1, SECTOR 2 = I1 to I2, SECTOR 3 = I2 to FL, DIFF = Difference To Personal Best Lap, P = Crossed Finish Line in Pit Lane, D = Time Disallowed

5 -	37.498	51.344	26.852	1:55.694 (2)	75.71	1.708	10:39:09.001
6 -	***36.595***	***50.843***	***26.548***	***1:53.986 (1)***	***76.85***		***10:41:02.987***

P31 44 RMT Tony PARKER Suzuki - Emerald Elevators

IDEAL LAP TIME : BEST LAP TIME : 1:54.011 DIFFERENCE :

LAP	SECTOR 1	SECTOR 2	SECTOR 3	LAP TIME	MPH	DIFF	TIME OF DAY
1 -				1:59.932	73.04	5.921	10:30:52.775
2 -				1:56.616	75.11	2.605	10:32:49.391
3 -				1:55.904 (2)	75.57	1.893	10:34:45.295
4 -				***1:54.011 (1)***	***76.83***		***10:36:39.306***
5 -				1:55.996 (3)	75.51	1.985	10:38:35.302
6 -				1:57.181	74.75	3.170	10:40:32.483

P32 152 RMT Jason ALLEN Suzuki -

IDEAL LAP TIME : 1:53.917 BEST LAP TIME : 1:54.088 DIFFERENCE : 0.171

LAP	SECTOR 1	SECTOR 2	SECTOR 3	LAP TIME	MPH	DIFF	TIME OF DAY
1 -	39.542	54.130	26.898	2:00.570	72.65	6.482	10:30:51.523
2 -	37.293	51.768	***26.362***	1:55.423 (3)	75.89	1.335	10:32:46.946
3 -	36.207	52.342	26.450	1:54.999 (2)	76.17	0.911	10:34:41.945
4 -	***36.106***	***51.449***	26.533	***1:54.088 (1)***	***76.78***		***10:36:36.033***
5 -	40.032	51.771	27.325	1:59.128	73.53	5.040	10:38:35.161

P33 289 RMT Philip HORNE Suzuki -

IDEAL LAP TIME : 1:55.268 BEST LAP TIME : 1:56.198 DIFFERENCE : 0.930

LAP	SECTOR 1	SECTOR 2	SECTOR 3	LAP TIME	MPH	DIFF	TIME OF DAY
1 -	***36.805***	52.198	27.195	***1:56.198 (1)***	***75.38***		***10:31:21.801***
2 -	37.634	54.604	27.036	1:59.274 (2)	73.44	3.076	10:33:21.075
3 -	40.120	52.693	26.689	1:59.502 (3)	73.30	3.304	10:35:20.577
4 -	37.466	53.367	30.728	2:01.561	72.06	5.363	10:37:22.138
5 -	41.258	***51.811***	***26.652***	1:59.721	73.16	3.523	10:39:21.859

P34 0 RMT Luke STANLEY Suzuki - MOREMOTO

IDEAL LAP TIME : 1:57.150 BEST LAP TIME : 1:57.278 DIFFERENCE : 0.128

LAP	SECTOR 1	SECTOR 2	SECTOR 3	LAP TIME	MPH	DIFF	TIME OF DAY
1 -	41.771	57.077	28.708	2:07.556	68.67	10.278	10:31:08.367
2 -	40.165	54.611	28.462	2:03.238	71.08	5.960	10:33:11.605
3 -	39.065	53.152	26.673	1:58.890 (2)	73.68	1.612	10:35:10.495
4 -	***37.881***	***52.636***	26.761	***1:57.278 (1)***	***74.69***		***10:37:07.773***
5 -	39.675	56.799	***26.633***	2:03.107 (3)	71.15	5.829	10:39:10.880

P35 147 R Matthew MAY Honda - Tilehurst Glass Racing

IDEAL LAP TIME : 1:56.847 BEST LAP TIME : 1:57.955 DIFFERENCE : 1.108

LAP	SECTOR 1	SECTOR 2	SECTOR 3	LAP TIME	MPH	DIFF	TIME OF DAY
1 -	39.852	55.823	27.556	2:03.231 (2)	71.08	5.276	10:31:00.780
2 -	37.815	52.844	***27.296***	***1:57.955 (1)***	***74.26***		***10:32:58.735***

P36 9 RMT Andrew WATSON Suzuki - TEA Time Racing

IDEAL LAP TIME : 1:56.776 BEST LAP TIME : 1:59.047 DIFFERENCE : 2.271

LAP	SECTOR 1	SECTOR 2	SECTOR 3	LAP TIME	MPH	DIFF	TIME OF DAY
1 -	40.811	55.948	27.880	2:04.639	70.28	5.592	10:31:02.763
2 -	***37.524***	1:13.015	26.632	2:17.171	63.86	18.124	10:33:19.934
3 -	38.948	55.607	***26.369***	2:00.924 (3)	72.44	1.877	10:35:20.858
4 -	37.962	53.820	28.785	2:00.567 (2)	72.65	1.520	10:37:21.425
5 -	39.556	***52.883***	26.608	***1:59.047 (1)***	***73.58***		***10:39:20.472***

Weather / Track : Sunny / Dry

Brands Hatch GP
Circuit Length = 2.4332 miles
Start: 10:27 Flag 10:39 End: 10:41

BMCRC - MRO Championships 2018 - Rnd 6 @ Brands Hatch GP

BMCRC Thunderbike Sport & BMCRC Rookie Minitwins

QUALIFYING - SECTOR ANALYSIS

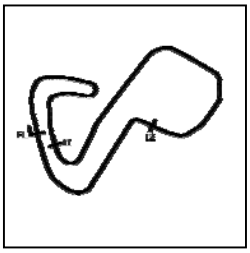

SECTOR 1 = FL to I1, SECTOR 2 = I1 to I2, SECTOR 3 = I2 to FL, DIFF = Difference To Personal Best Lap, P = Crossed Finish Line in Pit Lane, D = Time Disallowed

P37 37 R Ricky WOODS Suzuki - RW Racing

IDEAL LAP TIME : 1:58.564 BEST LAP TIME : 1:59.471 DIFFERENCE : 0.907

LAP	SECTOR 1	SECTOR 2	SECTOR 3	LAP TIME	MPH	DIFF	TIME OF DAY
1 -	43.870	57.340	29.154	2:10.364	67.19	10.893	10:31:15.456
2 -	40.287	55.325	28.358	2:03.970	70.66	4.499	10:33:19.426
3 -	38.861	***53.659***	27.298	1:59.818 **(2)**	73.10	0.347	10:35:19.244
4 -	***38.111***	54.566	***26.794***	***1:59.471*** **(1)**	***73.32***		***10:37:18.715***
5 -	38.501	54.730	29.126	2:02.357 **(3)**	71.59	2.886	10:39:21.072

P38 102 R James TEGG Honda - Teggy102 Racing

IDEAL LAP TIME : 1:59.080 BEST LAP TIME : 1:59.578 DIFFERENCE : 0.498

LAP	SECTOR 1	SECTOR 2	SECTOR 3	LAP TIME	MPH	DIFF	TIME OF DAY
1 -	41.202	55.919	28.293	2:05.414	69.84	5.836	10:31:05.901
2 -	40.484	53.848	27.668	2:02.000 **(3)**	71.80	2.422	10:33:07.901
3 -	38.779	***53.417***	***27.382***	***1:59.578*** **(1)**	***73.25***		***10:35:07.479***
4 -	***38.281***	53.510	27.849	1:59.640 **(2)**	73.21	0.062	10:37:07.119
5 -	39.607	57.679	28.966	2:06.252	69.38	6.674	10:39:13.371

P39 999 R Simon READ Yamaha -

IDEAL LAP TIME : 1:59.663 BEST LAP TIME : 1:59.669 DIFFERENCE : 0.006

LAP	SECTOR 1	SECTOR 2	SECTOR 3	LAP TIME	MPH	DIFF	TIME OF DAY
1 -	44.063	1:00.161	29.417	2:13.641	65.54	13.972	10:31:03.913
2 -	41.555	56.959	28.204	2:06.718	69.12	7.049	10:33:10.631
3 -	40.921	57.104	***27.366***	2:05.391 **(3)**	69.86	5.722	10:35:16.022
4 -	40.492	54.539	27.469	2:02.500 **(2)**	71.50	2.831	10:37:18.522
5 -	***38.525***	***53.772***	27.372	***1:59.669*** **(1)**	***73.20***		***10:39:18.191***

P40 120 RMT Ian MITCHELL Suzuki - LID365.com

IDEAL LAP TIME : 2:00.817 BEST LAP TIME : 2:01.608 DIFFERENCE : 0.791

LAP	SECTOR 1	SECTOR 2	SECTOR 3	LAP TIME	MPH	DIFF	TIME OF DAY
1 -	42.623	57.224	28.196	2:08.043	68.41	6.435	10:31:07.523
2 -	40.421	54.930	28.632	2:03.983	70.65	2.375	10:33:11.506
3 -	40.316	55.234	***27.804***	2:03.354 **(2)**	71.01	1.746	10:35:14.860
4 -	***40.097***	55.391	28.085	2:03.573 **(3)**	70.88	1.965	10:37:18.433
5 -	40.305	***52.916***	28.387	***2:01.608*** **(1)**	***72.03***		***10:39:20.041***

P41 33 R Mark LAWRENCE Honda - Sarky racing

IDEAL LAP TIME : 2:02.023 BEST LAP TIME : 2:07.728 DIFFERENCE : 5.705

LAP	SECTOR 1	SECTOR 2	SECTOR 3	LAP TIME	MPH	DIFF	TIME OF DAY
1 -	42.592	57.700	***29.373***	2:09.665 **(2)**	67.55	1.937	10:31:16.212
2 -	40.504	57.810	29.414	***2:07.728*** **(1)**	***68.58***		***10:33:23.940***
3 -	***39.185***	1:02.136	IN PIT	3:56.393 **P**	37.05	1:48.665	10:37:20.333
4 -	OUTLAP	***53.465***	30.266	2:07.652	68.62		10:39:27.985

P42 79 RMT Gavin WHITE Suzuki - Autotech Recruit Ltd

IDEAL LAP TIME : 2:08.609 BEST LAP TIME : 2:09.095 DIFFERENCE : 0.486

LAP	SECTOR 1	SECTOR 2	SECTOR 3	LAP TIME	MPH	DIFF	TIME OF DAY
1 -	44.022	58.756	***29.487***	2:12.265 **(2)**	66.22	3.170	10:31:10.212
2 -	***42.544***	***56.578***	29.973	***2:09.095*** **(1)**	***67.85***		***10:33:19.307***

P43 126 R Damien LECHAUVE Ktm -

IDEAL LAP TIME : 2:10.562 BEST LAP TIME : 2:11.917 DIFFERENCE : 1.355

LAP	SECTOR 1	SECTOR 2	SECTOR 3	LAP TIME	MPH	DIFF	TIME OF DAY
1 -	***42.706***	58.973	30.878	2:12.557 **(2)**	66.08	0.640	10:31:07.795
2 -	43.037	***58.147***	30.733	***2:11.917*** **(1)**	***66.40***		***10:33:19.712***
3 -	43.327	1:14.364	***29.709***	2:27.400 **(3)**	59.42	15.483	10:35:47.112

Weather / Track : Sunny / Dry

Brands Hatch GP
Circuit Length = 2.4332 miles
Start: 10:27 Flag 10:39 End: 10:41

BMCRC - MRO Championships 2018 - Rnd 6 @ Brands Hatch GP

BMCRC Thunderbike Sport & BMCRC Rookie Minitwins

QUALIFYING - BEST SECTORS

	SECTOR 1			SECTOR 2			SECTOR 3		
POS	NO	NAME	TIME	NO	NAME	TIME	NO	NAME	TIME
1	47	WATSON	32.814	198	TOPPING	45.416	75	MAY	23.820
2	20	TOUCEDA	33.086	75	MAY	45.617	81	MAY	23.994
3	81	MAY	33.104	54	JAMISON	45.644	666	BEASLEY	24.012
4	198	TOPPING	33.126	47	WATSON	45.861	20	TOUCEDA	24.139
5	54	JAMISON	33.231	81	MAY	45.908	198	TOPPING	24.174
6	137	CRAWT	33.557	666	BEASLEY	45.929	47	WATSON	24.364
7	666	BEASLEY	33.830	20	TOUCEDA	46.115	54	JAMISON	24.426
8	75	MAY	33.849	137	CRAWT	46.696	137	CRAWT	24.582
9	79	HEMPHILL	33.865	84	BRANCO	46.931	79	HEMPHILL	24.633
10	48	WALLIS	34.130	48	WALLIS	47.372	84	BRANCO	24.636
11	10	MITCHELL	34.181	50	ROBSON	47.419	48	WALLIS	24.749
12	66	SMITH	34.303	72	MILLER	47.572	66	SMITH	24.902
13	90	WATSON	34.310	181	FRANKLIN	47.806	50	ROBSON	24.931
14	181	FRANKLIN	34.572	42	MILLER	47.871	72	MILLER	24.986
15	72	MILLER	34.593	79	HEMPHILL	47.959	90	WATSON	25.072
16	73	LEWIN	34.598	85	KITE	48.066	42	MILLER	25.097
17	42	MILLER	34.602	66	SMITH	48.075	73	LEWIN	25.293
18	23	BECKETT	35.058	131	EVANS	48.098	131	EVANS	25.346
19	84	BRANCO	35.101	73	LEWIN	48.258	5	YOUNG	25.418
20	32	WILLIAMS	35.205	90	WATSON	48.345	85	KITE	25.428
21	62	MITCHELL	35.298	32	WILLIAMS	48.470	32	WILLIAMS	25.459
22	50	ROBSON	35.315	5	YOUNG	48.713	181	FRANKLIN	25.505
23	5	YOUNG	35.423	23	BECKETT	48.758	45	FORTEY	25.670
24	131	EVANS	35.539	16	LANSDELL	49.740	23	BECKETT	25.706
25	85	KITE	35.972	10	MITCHELL	49.854	10	MITCHELL	25.828
26	45	FORTEY	36.065	45	FORTEY	49.955	143	DAVIE	25.856
27	152	ALLEN	36.106	143	DAVIE	49.967	16	LANSDELL	26.106
28	117	HARRIS	36.141	117	HARRIS	50.292	62	MITCHELL	26.254
29	16	LANSDELL	36.144	60	RIDGWELL	50.843	152	ALLEN	26.362
30	143	DAVIE	36.510	152	ALLEN	51.449	9	WATSON	26.369
31	60	RIDGWELL	36.595	62	MITCHELL	51.681	60	RIDGWELL	26.548
32	289	HORNE	36.805	289	HORNE	51.811	117	HARRIS	26.574
33	9	WATSON	37.524	147	MAY	51.886	0	STANLEY	26.633
34	147	MAY	37.665	0	STANLEY	52.636	289	HORNE	26.652
35	0	STANLEY	37.881	9	WATSON	52.883	37	WOODS	26.794
36	37	WOODS	38.111	120	MITCHELL	52.916	147	MAY	27.296
37	102	TEGG	38.281	102	TEGG	53.417	999	READ	27.366
38	999	READ	38.525	33	LAWRENCE	53.465	102	TEGG	27.382
39	33	LAWRENCE	39.185	37	WOODS	53.659	120	MITCHELL	27.804
40	120	MITCHELL	40.097	999	READ	53.772	33	LAWRENCE	29.373
41	79	WHITE	42.544	79	WHITE	56.578	79	WHITE	29.487
42	126	LECHAUVE	42.706	126	LECHAUVE	58.147	126	LECHAUVE	29.709
43									

IDEAL / BEST COMPARISON					
POS	NO	NAME	IDEAL	BEST	DIFF
		PERFECT LAP	1:42.050		
1	198	TOPPING	1:42.716	1:43.393	0.677
2	81	MAY	1:43.006	1:43.006	0.000
3	47	WATSON	1:43.039	1:43.039	0.000
4	75	MAY	1:43.286	1:43.728	0.442
5	54	JAMISON	1:43.301	1:43.689	0.388
6	20	TOUCEDA	1:43.340	1:43.583	0.243
7	666	BEASLEY	1:43.771	1:43.991	0.220
8	137	CRAWT	1:44.835	1:44.835	0.000
9	48	WALLIS	1:46.251	1:46.547	0.296
10	79	HEMPHILL	1:46.457	1:46.868	0.411
11	84	BRANCO	1:46.668	1:47.790	1.122
12	72	MILLER	1:47.151	1:47.805	0.654
13	66	SMITH	1:47.280	1:47.629	0.349
14	42	MILLER	1:47.570	1:47.952	0.382
15	50	ROBSON	1:47.665	1:48.110	0.445
16	90	WATSON	1:47.727	1:48.641	0.914
17	181	FRANKLIN	1:47.883	1:48.417	0.534
18	73	LEWIN	1:48.149	1:48.217	0.068
19	131	EVANS	1:48.983	1:50.063	1.080
20	32	WILLIAMS	1:49.134	1:49.430	0.296
21	85	KITE	1:49.466	1:49.466	0.000
22	23	BECKETT	1:49.522	1:49.895	0.373
23	5	YOUNG	1:49.554	1:49.554	0.000
24	10	MITCHELL	1:49.863	1:50.102	0.239
25	45	FORTEY	1:51.690	1:53.102	1.412
26	16	LANSDELL	1:51.990	1:52.767	0.777
27	143	DAVIE	1:52.333	1:53.295	0.962
28	117	HARRIS	1:53.007	1:53.063	0.056
29	62	MITCHELL	1:53.233	1:53.750	0.517
30	152	ALLEN	1:53.917	1:54.088	0.171
31	60	RIDGWELL	1:53.986	1:53.986	0.000
32	289	HORNE	1:55.268	1:56.198	0.930
33	9	WATSON	1:56.776	1:59.047	2.271
34	147	MAY	1:56.847	1:57.955	1.108
35	0	STANLEY	1:57.150	1:57.278	0.128
36	37	WOODS	1:58.564	1:59.471	0.907
37	102	TEGG	1:59.080	1:59.578	0.498
38	999	READ	1:59.663	1:59.669	0.006
39	120	MITCHELL	2:00.817	2:01.608	0.791
40	33	LAWRENCE	2:02.023	2:07.728	5.705
41	79	WHITE	2:08.609	2:09.095	0.486
42	126	LECHAUVE	2:10.562	2:11.917	1.355
43	44	PARKER		1:54.011	

Weather / Track : Sunny / Dry

Brands Hatch GP
Circuit Length = 2.4332 miles
Start: 10:27 Flag 10:39 End: 10:41

Results can be found at www.tsl-timing.com

Printed - 10:42 Saturday, 07 July 2018

BMCRC - MRO Championships 2018 - Rnd 6 @ Brands Hatch GP

BMCRC Thunderbike Sport & BMCRC Rookie Minitwins

RACE 5 - GRID (6 Laps)

ROW 15	45	44 **59** Benn RIDGWELL	43 **126** 2:11.917 Damien LECHAUVE
ROW 14	42 **79** 2:09.095 Gavin WHITE	41 **33** 2:07.728 Mark LAWRENCE	40 **120** 2:01.608 Ian MITCHELL
ROW 13	39 **999** 1:59.669 Simon READ	38 **102** 1:59.578 James TEGG	37 **37** 1:59.471 Ricky WOODS
ROW 12	36 **9** 1:59.047 Andrew WATSON	35 **147** 1:57.955 Matthew MAY	34 **0** 1:57.278 Luke STANLEY
ROW 11	33 **289** 1:56.198 Philip HORNE	32 **152** 1:54.088 Jason ALLEN	31 **44** 1:54.011 Tony PARKER
ROW 10	30 **60** 1:53.986 Adam RIDGWELL	29 **62** 1:53.750 Ben MITCHELL	28 **143** 1:53.295 Robert DAVIE
ROW 9	27 **45** 1:53.102 John FORTEY	26 **117** 1:53.063 Jordan HARRIS	25 **16** 1:52.767 Geoff LANSDELL
ROW 8	24 **10** 1:50.102 Ashley MITCHELL	23 **131** 1:50.063 Christopher EVANS	22 **23** 1:49.895 Claire BECKETT
ROW 7	21 **5** 1:49.554 William YOUNG	20 **85** 1:49.466 Andrew KITE	19 **32** 1:49.430 Thomas WILLIAMS
ROW 6	18 **90** 1:48.641 Edward WATSON	17 **181** 1:48.417 Robert FRANKLIN	16 **73** 1:48.217 Vincent LEWIN
ROW 5	15 **50** 1:48.110 Paul ROBSON	14 **42** 1:47.952 Scott MILLER	13 **72** 1:47.805 Kevin MILLER
ROW 4	12 **84** 1:47.790 Ricardo BRANCO	11 **66** 1:47.629 Mark SMITH	10 **79** 1:46.868 Tommy HEMPHILL
ROW 3	9 **48** 1:46.547 Shaun WALLIS	8 **137** 1:44.835 Charlie CRAWT	7 **666** 1:43.991 Shane BEASLEY
ROW 2	6 **75** 1:43.728 Stewart MAY	5 **54** 1:43.689 Adam JAMISON	4 **20** 1:43.583 Jose TOUCEDA
ROW 1	3 **198** 1:43.393 Steven TOPPING	2 **47** 1:43.039 Thomas WATSON	1 **81** 1:43.006 Malvern MAY **Pole**

Brands Hatch GP
Circuit Length = 2.4332 miles

These results are provisional until the conclusion of any judicial and technical matters.

Clerk Of Course :		Timekeeper :

Results can be found at www.tsl-timing.com

Printed - 10:43 Saturday, 07 July 2018

BMCRC - MRO Championships 2018 - Rnd 6 @ Brands Hatch GP

BMCRC Thunderbike Sport & BMCRC Rookie Minitwins

RACE 5 - CLASSIFICATION

POS	NO	CL	PIC	NAME	ENTRY	LAPS	TIME	GAP	DIFF	MPH	BEST	ON
1	198		1	Steven TOPPING	Yamaha -	6	10:09.872			86.18	1:40.666	5
2	81		2	Malvern MAY	Ducati -	6	10:10.169	0.297	0.297	86.13	1:40.359	2
3	47		3	Thomas WATSON	Yamaha - Motorsportdays.com TEA Time Racing	6	10:10.889	1.017	0.720	86.03	1:39.667	6
4	75		4	Stewart MAY	Honda - Tilehurst Glass Racing	6	10:11.739	1.867	0.850	85.91	1:40.321	4
5	54		5	Adam JAMISON	- AJ Racing	6	10:17.437	7.565	5.698	85.12	1:41.094	3
6	20		6	Jose TOUCEDA	SUZUKI - Cell2	6	10:20.524	10.652	3.087	84.70	1:41.088	3
7	666	R	1	Shane BEASLEY	Kawasaki -	6	10:26.004	16.132	5.480	83.95	1:41.922	2
8	90		7	Edward WATSON	Yamaha - Motorsportdays.com TEA Time Racing	6	10:27.298	17.426	1.294	83.78	1:41.662	6
9	48		8	Shaun WALLIS	Yamaha - Watling Tyres	6	10:27.359	17.487	0.061	83.77	1:42.523	2
10	84		9	Ricardo BRANCO	Suzuki - IMP Racing	6	10:35.009	25.137	7.650	82.76	1:43.885	6
11	137	RMT	1	Charlie CRAWT	Suzuki - Pass Bike Motorcycle Training Ltd	6	10:35.759	25.887	0.750	82.67	1:44.019	6
12	42	R	2	Scott MILLER	Yamaha -	6	10:37.733	27.861	1.974	82.41	1:44.347	4
13	79	R	3	Tommy HEMPHILL	Suzuki -	6	10:37.794	27.922	0.061	82.40	1:44.523	2
14	50		10	Paul ROBSON	Suzuki - RBProperty services & Environment Lightin	6	10:39.408	29.536	1.614	82.19	1:44.560	6
15	72		11	Kevin MILLER	Suzuki - Mechanical Air Supplies Ltd	6	10:39.814	29.942	0.406	82.14	1:44.466	6
16	66		12	Mark SMITH	Yamaha - MHP EXHAUST`S	6	10:43.037	33.165	3.223	81.73	1:44.843	5
17	73		13	Vincent LEWIN	Suzuki - vinitwinracing.co.uk	6	10:43.407	33.535	0.370	81.68	1:44.507	5
18	32		14	Thomas WILLIAMS	Honda -	6	10:43.761	33.889	0.354	81.64	1:43.794	6
19	181	RMT	2	Robert FRANKLIN	Suzuki - RCF GARDENS	6	10:52.917	43.045	9.156	80.49	1:46.492	4
20	85		15	Andrew KITE	Ducati - Red Rebel Racing	6	11:01.450	51.578	8.533	79.46	1:47.998	3
21	10	RMT	3	Ashley MITCHELL	Suzuki -	6	11:02.121	52.249	0.671	79.37	1:48.051	2
22	131	RMT	4	Christopher EVANS	Suzuki - C.E PILATES / ANDESIGN	6	11:02.288	52.416	0.167	79.35	1:48.522	5
23	5	R	4	William YOUNG	Yamaha - RoyBoy's Racing , RPH Carpentry Ltd	6	11:10.691	1:00.819	8.403	78.36	1:49.744	5
24	37	R	5	Ricky WOODS	Suzuki - RW Racing	6	11:21.873	1:12.001	11.182	77.08	1:50.302	2
25	0	RMT	5	Luke STANLEY	Suzuki - MOREMOTO	6	11:25.744	1:15.872	3.871	76.64	1:51.573	3
26	16		16	Geoff LANSDELL	Suzuki - EPG Domestic	6	11:26.366	1:16.494	0.622	76.57	1:51.073	2
27	45	R	6	John FORTEY	Suzuki - House of Gain Gym	6	11:26.743	1:16.871	0.377	76.53	1:50.575	6
28	60	RMT	6	Adam RIDGWELL	Suzuki -	6	11:29.235	1:19.363	2.492	76.25	1:50.619	6
29	59	RMT	7	Benn RIDGWELL	Suzuki -	6	11:31.214	1:21.342	1.979	76.03	1:51.949	6
30	44	RMT	8	Tony PARKER	Suzuki - Emerald Elevators	6	11:31.278	1:21.406	0.064	76.03	1:52.800	5
31	9	RMT	9	Andrew WATSON	Suzuki - TEA Time Racing	6	11:44.586	1:34.714	13.308	74.59	1:54.612	6
32	147	R	7	Matthew MAY	Honda - Tilehurst Glass Racing	6	11:45.083	1:35.211	0.497	74.54	1:53.664	6
33	33	R	8	Mark LAWRENCE	Honda - Sarky racing	6	11:46.061	1:36.189	0.978	74.43	1:53.497	6
34	289	RMT	10	Philip HORNE	Suzuki -	6	11:48.769	1:38.897	2.708	74.15	1:52.186	6
35	102	R	9	James TEGG	Honda - Teggy102 Racing	6	11:59.965	1:50.093	11.196	73.00	1:56.081	2
36	126	R	10	Damien LECHAUVE	Ktm -	5	11:01.660	1 Lap	1 Lap	66.19	2:08.970	5
					NOT CLASSIFIED							
DNF	152	RMT		Jason ALLEN	Suzuki -	4	7:38.910	2 Laps	1 Lap	76.35	1:50.769	3
DNF	120	RMT		Ian MITCHELL	Suzuki - LID365.com	1	2:12.373	5 Laps	3 Laps	66.17		
DNF	62	RMT		Ben MITCHELL	Suzuki -	0						
DNF	179	RMT		Gavin WHITE	Suzuki - Autotech Recruit Ltd	0						

FASTEST LAP

47		Thomas WATSON	Yamaha - Motorsportdays.com TEA Time Racing	6	1:39.667	87.89 mph	141.44 kph
666	R	Shane BEASLEY	Kawasaki -	2	1:41.922	85.94 mph	138.31 kph
137	RMT	Charlie CRAWT	Suzuki - Pass Bike Motorcycle Training Ltd	6	1:44.019	84.21 mph	135.52 kph

Class - 92.5% of Race Speed = 79.71 mph
Class R - 92.5% of Race Speed = 77.65 mph
Class RMT - 92.5% of Race Speed = 76.46 mph

Brands Hatch GP
Circuit Length = 2.4332 miles
Start: 13:48 Flag 13:59 End: 14:00

Weather / Track : Sunny / Dry
These results are provisional until the conclusion of any judicial and technical matters.

Clerk Of Course :		Timekeeper :

Results can be found at www.tsl-timing.com

Printed - 14:03 Saturday, 07 July 2018

BMCRC - MRO Championships 2018 - Rnd 6 @ Brands Hatch GP

BMCRC Thunderbike Sport & BMCRC Rookie Minitwins

RACE 5 - LAP CHART

LAP 1 @ 13:50:38.035

NO	BEHIND	LAP TIME
198		1:44.689
81	1.632	1:46.321
20	2.062	1:46.751
47	2.583	1:47.272
75	2.649	1:47.338
54	3.318	1:48.007
48	3.363	1:48.052
666	4.018	1:48.707
79	5.761	1:50.450
84	5.924	1:50.613
137	6.295	1:50.984
72	7.367	1:52.056
42	7.581	1:52.270
66	7.974	1:52.663
90	8.135	1:52.824
73	9.128	1:53.817
50	9.286	1:53.975
181	10.821	1:55.510
131	12.086	1:56.775
32	12.388	1:57.077
10	13.371	1:58.060
5	14.038	1:58.727
85	15.333	2:00.022
16	16.776	2:01.465
152	18.438	2:03.127
44	19.031	2:03.720
0	19.524	2:04.213
37	19.657	2:04.346
45	20.135	2:04.824
59	20.441	2:05.130
102	22.146	2:06.835
147	22.390	2:07.079
9	23.094	2:07.783
60	23.155	2:07.844
289	25.538	2:10.227
33	25.992	2:10.681
120	27.684	2:12.373
126	32.975	2:17.664

LAP 2 @ 13:52:19.081

NO	BEHIND	LAP TIME
198		1:41.046
81	0.945	1:40.359
20	2.469	1:41.453
75	2.692	1:41.089
47	3.248	1:41.711
54	3.742	1:41.470
48	4.840	1:42.523
666	4.894	1:41.922
79	9.238	1:44.523
84	9.645	1:44.767
137	10.417	1:45.168
90	11.849	1:44.760
72	12.381	1:46.060
42	12.860	1:46.325
50	14.103	1:45.863
66	14.794	1:47.866
73	15.487	1:47.405
181	17.049	1:47.274
32	17.691	1:46.349
131	20.364	1:49.324
10	20.376	1:48.051
85	22.877	1:48.590
5	23.351	1:50.359
16	26.803	1:51.073
37	28.913	1:50.302
152	30.008	1:52.616
0	31.115	1:52.637
59	32.850	1:53.455
44	33.195	1:55.210
45	33.528	1:54.439
60	35.956	1:53.847
102	37.181	1:56.081
9	37.847	1:55.799
147	39.339	1:57.995
33	39.717	1:54.771
289	40.154	1:55.662
126	1:04.804	2:12.875

LAP 3 @ 13:54:00.011

NO	BEHIND	LAP TIME
198		1:40.930
81	0.914	1:40.899
20	2.627	1:41.088
75	2.966	1:41.204
47	3.850	1:41.532
54	3.906	1:41.094
48	7.575	1:43.665
666	7.667	1:43.703
79	13.243	1:44.935
90	13.586	1:42.667
84	13.835	1:45.120
137	15.050	1:45.563
72	17.035	1:45.584
42	17.134	1:45.204
50	17.898	1:44.725
66	19.820	1:45.956
73	21.175	1:46.618
181	23.164	1:47.045
32	23.279	1:46.518
10	29.149	1:49.703
131	29.173	1:49.739
85	29.945	1:47.998
5	33.317	1:50.896
16	38.213	1:52.340
37	39.250	1:51.267
152	39.847	1:50.769
0	41.758	1:51.573
59	44.601	1:52.681
45	45.021	1:52.423
44	45.710	1:53.445
60	47.580	1:52.554
9	53.394	1:56.477
102	53.881	1:57.630
147	53.993	1:55.584
289	54.588	1:55.364
33	55.026	1:56.239
126	1:36.602	2:12.728

LAP 4 @ 13:55:41.167

NO	BEHIND	LAP TIME
198		1:41.156
81	0.620	1:40.862
75	2.131	1:40.321
47	2.803	1:40.109
54	4.816	1:42.066
20	5.525	1:44.054
666	9.611	1:43.100
48	10.476	1:44.057
90	14.983	1:42.553
84	18.170	1:45.491
79	18.561	1:46.474
137	18.930	1:45.036
42	20.325	1:44.347
50	21.878	1:45.136
72	22.541	1:46.662
66	24.616	1:45.952
73	26.332	1:46.313
32	27.480	1:45.357
181	28.500	1:46.492
10	36.871	1:48.878
131	37.144	1:49.127
85	37.372	1:48.583
5	42.922	1:50.761
37	50.447	1:52.353
16	51.023	1:53.966
152	51.089	1:52.398
0	52.328	1:51.726
45	56.545	1:52.680
59	57.543	1:54.098
44	57.707	1:53.153
60	58.322	1:51.898
9	1:07.143	1:54.905
147	1:08.024	1:55.187
33	1:09.636	1:55.766
102	1:11.562	1:58.837
289	1:11.669	1:58.237

LAP 5 @ 13:57:21.833

NO	BEHIND	LAP TIME
198		1:40.666
81	0.484	1:40.530
47	2.735	1:40.598
75	2.900	1:41.435
54	6.696	1:42.546
20	7.916	1:43.057
666	12.957	1:44.012
48	14.340	1:44.530
90	17.149	1:42.832
84	22.637	1:45.133
137	23.253	1:44.989
79	23.562	1:45.667
126	1 Lap	2:09.423
42	24.299	1:44.640
50	26.361	1:45.149
72	26.861	1:44.986
66	28.793	1:44.843
73	30.173	1:44.507
32	31.480	1:44.666
181	35.450	1:47.616
85	44.851	1:48.145
10	44.928	1:48.723
131	45.000	1:48.522
5	52.000	1:49.744
37	1:01.352	1:51.571
16	1:04.042	1:53.685
0	1:04.105	1:52.443
45	1:07.681	1:51.802
44	1:09.841	1:52.800
60	1:10.129	1:52.473
59	1:10.778	1:53.901
9	1:21.487	1:55.010
147	1:22.932	1:55.574
33	1:24.077	1:55.107
289	1:28.096	1:57.093
102	1:31.281	2:00.385

LAP 6 @ 13:59:03.218

NO	BEHIND	LAP TIME
198		1:41.385
81	0.297	1:41.198
47	1.017	1:39.667
75	1.867	1:40.352
54	7.565	1:42.254
20	10.652	1:44.121
666	16.132	1:44.560
90	17.426	1:41.662
48	17.487	1:44.532
84	25.137	1:43.885
137	25.887	1:44.019
42	27.861	1:44.947
79	27.922	1:45.745
50	29.536	1:44.560
72	29.942	1:44.466
66	33.165	1:45.757
73	33.535	1:44.747
32	33.889	1:43.794
181	43.045	1:48.980
85	51.578	1:48.112
126	1 Lap	2:08.970
10	52.249	1:48.706
131	52.416	1:48.801
5	1:00.819	1:50.204
37	1:12.001	1:52.034
0	1:15.872	1:53.152
16	1:16.494	1:53.837
45	1:16.871	1:50.575
60	1:19.363	1:50.619
59	1:21.342	1:51.949
44	1:21.406	1:52.950
9	1:34.714	1:54.612
147	1:35.211	1:53.664
33	1:36.189	1:53.497
289	1:38.897	1:52.186
102	1:50.093	2:00.197

Weather / Track : Sunny / Dry

Brands Hatch GP
Circuit Length = 2.4332 miles
Start: 13:48 Flag 13:59 End: 14:00

BMCRC - MRO Championships 2018 - Rnd 6 @ Brands Hatch GP

BMCRC Thunderbike Sport & BMCRC Rookie Minitwins

RACE 5 - SECTOR ANALYSIS

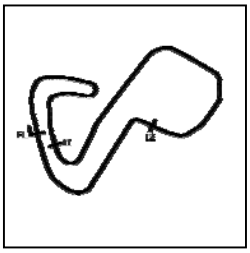

SECTOR 1 = FL to I1, SECTOR 2 = I1 to I2, SECTOR 3 = I2 to FL, DIFF = Difference To Personal Best Lap, P = Crossed Finish Line in Pit Lane, D = Time Disallowed

P1 198 Steven TOPPING Yamaha -

IDEAL LAP TIME : 1:40.242 BEST LAP TIME : 1:40.666 DIFFERENCE : 0.424

LAP	SECTOR 1	SECTOR 2	SECTOR 3	LAP TIME	MPH	DIFF	TIME OF DAY
1 -		44.980	***23.616***	1:44.689	83.67	4.023	13:50:38.035
2 -	32.072	45.188	23.786	1:41.046 **(3)**	86.69	0.380	13:52:19.081
3 -	32.212	44.905	23.813	1:40.930 **(2)**	86.79	0.264	13:54:00.011
4 -	32.112	45.141	23.903	1:41.156	86.59	0.490	13:55:41.167
5 -	32.230	***44.697***	23.739	***1:40.666*** **(1)**	***87.01***		***13:57:21.833***
6 -	***31.929***	45.374	24.082	1:41.385	86.40	0.719	13:59:03.218

P2 81 Malvern MAY Ducati -

IDEAL LAP TIME : 1:40.119 BEST LAP TIME : 1:40.359 DIFFERENCE : 0.240

LAP	SECTOR 1	SECTOR 2	SECTOR 3	LAP TIME	MPH	DIFF	TIME OF DAY
1 -		45.885	23.947	1:46.321	82.38	5.962	13:50:39.667
2 -	***31.712***	44.766	***23.881***	***1:40.359*** **(1)**	***87.28***		***13:52:20.026***
3 -	32.078	44.932	23.889	1:40.899	86.81	0.540	13:54:00.925
4 -	31.865	44.681	24.316	1:40.862 **(3)**	86.84	0.503	13:55:41.787
5 -	32.109	***44.526***	23.895	1:40.530 **(2)**	87.13	0.171	13:57:22.317
6 -	31.900	45.260	24.038	1:41.198	86.56	0.839	13:59:03.515

P3 47 Thomas WATSON Yamaha - Motorsportdays.com TEA Time Racing

IDEAL LAP TIME : 1:39.523 BEST LAP TIME : 1:39.667 DIFFERENCE : 0.144

LAP	SECTOR 1	SECTOR 2	SECTOR 3	LAP TIME	MPH	DIFF	TIME OF DAY
1 -		45.284	24.383	1:47.272	81.65	7.605	13:50:40.618
2 -	32.423	45.400	23.888	1:41.711	86.12	2.044	13:52:22.329
3 -	32.050	44.809	24.673	1:41.532	86.27	1.865	13:54:03.861
4 -	32.076	***44.420***	23.613	1:40.109 **(2)**	87.50	0.442	13:55:43.970
5 -	32.028	44.442	24.128	1:40.598 **(3)**	87.07	0.931	13:57:24.568
6 -	***31.500***	44.564	***23.603***	***1:39.667*** **(1)**	***87.89***		***13:59:04.235***

P4 75 Stewart MAY Honda - Tilehurst Glass Racing

IDEAL LAP TIME : 1:40.056 BEST LAP TIME : 1:40.321 DIFFERENCE : 0.265

LAP	SECTOR 1	SECTOR 2	SECTOR 3	LAP TIME	MPH	DIFF	TIME OF DAY
1 -		45.532	23.872	1:47.338	81.60	7.017	13:50:40.684
2 -	32.628	44.926	23.535	1:41.089 **(3)**	86.65	0.768	13:52:21.773
3 -	***32.042***	45.112	24.050	1:41.204	86.55	0.883	13:54:02.977
4 -	32.208	44.806	***23.307***	***1:40.321*** **(1)**	***87.31***		***13:55:43.298***
5 -	32.377	***44.707***	24.351	1:41.435	86.35	1.114	13:57:24.733
6 -	32.060	44.896	23.396	1:40.352 **(2)**	87.29	0.031	13:59:05.085

P5 54 Adam JAMISON - AJ Racing

IDEAL LAP TIME : 1:40.738 BEST LAP TIME : 1:41.094 DIFFERENCE : 0.356

LAP	SECTOR 1	SECTOR 2	SECTOR 3	LAP TIME	MPH	DIFF	TIME OF DAY
1 -		45.994	24.349	1:48.007	81.10	6.913	13:50:41.353
2 -	32.589	***44.678***	***24.203***	1:41.470 **(2)**	86.32	0.376	13:52:22.823
3 -	***31.857***	44.747	24.490	***1:41.094*** **(1)**	***86.65***		***13:54:03.917***
4 -	32.344	45.163	24.559	1:42.066 **(3)**	85.82	0.972	13:55:45.983
5 -	32.759	45.293	24.494	1:42.546	85.42	1.452	13:57:28.529
6 -	32.409	45.353	24.492	1:42.254	85.66	1.160	13:59:10.783

P6 20 Jose TOUCEDA SUZUKI - Cell2

IDEAL LAP TIME : 1:40.767 BEST LAP TIME : 1:41.088 DIFFERENCE : 0.321

LAP	SECTOR 1	SECTOR 2	SECTOR 3	LAP TIME	MPH	DIFF	TIME OF DAY
1 -		45.521	23.886	1:46.751	82.05	5.663	13:50:40.097
2 -	32.677	***45.032***	***23.744***	1:41.453 **(2)**	86.34	0.365	13:52:21.550
3 -	***31.991***	45.259	23.838	***1:41.088*** **(1)**	***86.65***		***13:54:02.638***
4 -	32.917	45.800	25.337	1:44.054	84.18	2.966	13:55:46.692
5 -	32.813	45.884	24.360	1:43.057 **(3)**	84.99	1.969	13:57:29.749

Weather / Track : Sunny / Dry

Brands Hatch GP
Circuit Length = 2.4332 miles
Start: 13:48 Flag 13:59 End: 14:00

BMCRC - MRO Championships 2018 - Rnd 6 @ Brands Hatch GP

BMCRC Thunderbike Sport & BMCRC Rookie Minitwins

RACE 5 - SECTOR ANALYSIS

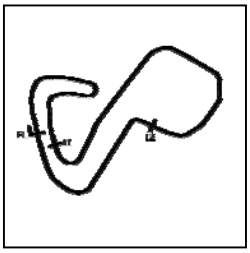

SECTOR 1 = FL to I1, SECTOR 2 = I1 to I2, SECTOR 3 = I2 to FL, DIFF = Difference To Personal Best Lap, P = Crossed Finish Line in Pit Lane, D = Time Disallowed

6 -	32.859	46.636	24.626	1:44.121	84.13	3.033	13:59:13.870

P7 666 R Shane BEASLEY Kawasaki -

IDEAL LAP TIME : 1:41.796 BEST LAP TIME : 1:41.922 DIFFERENCE : 0.126

LAP	SECTOR 1	SECTOR 2	SECTOR 3	LAP TIME	MPH	DIFF	TIME OF DAY
1 -		46.479	23.835	1:48.707	80.58	6.785	13:50:42.053
2 -	32.723	***45.507***	***23.692***	***1:41.922*** **(1)**	***85.94***		***13:52:23.975***
3 -	33.252	46.157	24.294	1:43.703 **(3)**	84.47	1.781	13:54:07.678
4 -	***32.597***	45.913	24.590	1:43.100 **(2)**	84.96	1.178	13:55:50.778
5 -	33.281	46.657	24.074	1:44.012	84.21	2.090	13:57:34.790
6 -	33.582	46.518	24.460	1:44.560	83.77	2.638	13:59:19.350

P8 90 Edward WATSON Yamaha - Motorsportdays.com TEA Time Racing

IDEAL LAP TIME : 1:41.597 BEST LAP TIME : 1:41.662 DIFFERENCE : 0.065

LAP	SECTOR 1	SECTOR 2	SECTOR 3	LAP TIME	MPH	DIFF	TIME OF DAY
1 -		48.063	24.488	1:52.824	77.64	11.162	13:50:46.170
2 -	33.685	46.818	24.257	1:44.760	83.61	3.098	13:52:30.930
3 -	***32.479***	46.096	24.092	1:42.667 **(3)**	85.32	1.005	13:54:13.597
4 -	32.538	45.797	24.218	1:42.553 **(2)**	85.41	0.891	13:55:56.150
5 -	32.619	46.193	24.020	1:42.832	85.18	1.170	13:57:38.982
6 -	32.544	***45.127***	***23.991***	***1:41.662*** **(1)**	***86.16***		***13:59:20.644***

P9 48 Shaun WALLIS Yamaha - Watling Tyres

IDEAL LAP TIME : 1:42.103 BEST LAP TIME : 1:42.523 DIFFERENCE : 0.420

LAP	SECTOR 1	SECTOR 2	SECTOR 3	LAP TIME	MPH	DIFF	TIME OF DAY
1 -		45.911	***23.810***	1:48.052	81.06	5.529	13:50:41.398
2 -	***32.591***	***45.702***	24.230	***1:42.523*** **(1)**	***85.44***		***13:52:23.921***
3 -	32.886	45.928	24.851	1:43.665 **(2)**	84.50	1.142	13:54:07.586
4 -	33.352	46.114	24.591	1:44.057 **(3)**	84.18	1.534	13:55:51.643
5 -	32.952	46.981	24.597	1:44.530	83.80	2.007	13:57:36.173
6 -	33.193	46.797	24.542	1:44.532	83.80	2.009	13:59:20.705

P10 84 Ricardo BRANCO Suzuki - IMP Racing

IDEAL LAP TIME : 1:43.885 BEST LAP TIME : 1:43.885 DIFFERENCE : 0.000

LAP	SECTOR 1	SECTOR 2	SECTOR 3	LAP TIME	MPH	DIFF	TIME OF DAY
1 -		46.566	24.779	1:50.613	79.19	6.728	13:50:43.959
2 -	33.257	46.691	24.819	1:44.767 **(2)**	83.61	0.882	13:52:28.726
3 -	34.048	46.344	24.728	1:45.120 **(3)**	83.33	1.235	13:54:13.846
4 -	33.560	47.192	24.739	1:45.491	83.03	1.606	13:55:59.337
5 -	33.419	46.964	24.750	1:45.133	83.32	1.248	13:57:44.470
6 -	***33.254***	***46.185***	***24.446***	***1:43.885*** **(1)**	***84.32***		***13:59:28.355***

P11 137 RMT Charlie CRAWT Suzuki - Pass Bike Motorcycle Training Ltd

IDEAL LAP TIME : 1:44.019 BEST LAP TIME : 1:44.019 DIFFERENCE : 0.000

LAP	SECTOR 1	SECTOR 2	SECTOR 3	LAP TIME	MPH	DIFF	TIME OF DAY
1 -		47.830	24.694	1:50.984	78.92	6.965	13:50:44.330
2 -	33.575	46.936	24.657	1:45.168	83.29	1.149	13:52:29.498
3 -	33.746	47.055	24.762	1:45.563	82.98	1.544	13:54:15.061
4 -	33.461	46.960	24.615	1:45.036 **(3)**	83.39	1.017	13:56:00.097
5 -	33.589	46.745	24.655	1:44.989 **(2)**	83.43	0.970	13:57:45.086
6 -	***33.308***	***46.388***	***24.323***	***1:44.019*** **(1)**	***84.21***		***13:59:29.105***

P12 42 R Scott MILLER Yamaha -

IDEAL LAP TIME : 1:44.324 BEST LAP TIME : 1:44.347 DIFFERENCE : 0.023

LAP	SECTOR 1	SECTOR 2	SECTOR 3	LAP TIME	MPH	DIFF	TIME OF DAY
1 -		47.579	***24.534***	1:52.270	78.02	7.923	13:50:45.616
2 -	34.027	47.064	25.234	1:46.325	82.38	1.978	13:52:31.941
3 -	33.302	47.080	24.822	1:45.204	83.26	0.857	13:54:17.145

Weather / Track : Sunny / Dry

Brands Hatch GP
Circuit Length = 2.4332 miles
Start: 13:48 Flag 13:59 End: 14:00

BMCRC - MRO Championships 2018 - Rnd 6 @ Brands Hatch GP

BMCRC Thunderbike Sport & BMCRC Rookie Minitwins

RACE 5 - SECTOR ANALYSIS

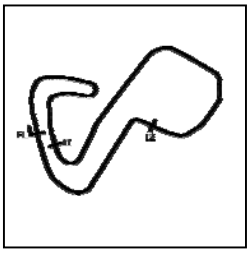

SECTOR 1 = FL to I1, SECTOR 2 = I1 to I2, SECTOR 3 = I2 to FL, DIFF = Difference To Personal Best Lap, P = Crossed Finish Line in Pit Lane, D = Time Disallowed

4 -	***33.283***	***46.507***	24.557	***1:44.347***	**(1)**	***83.94***		***13:56:01.492***
5 -	33.471	46.554	24.615	1:44.640	**(2)**	83.71	0.293	13:57:46.132
6 -	33.414	46.779	24.754	1:44.947	**(3)**	83.46	0.600	13:59:31.079

P13 79 R Tommy HEMPHILL Suzuki -

IDEAL LAP TIME : 1:43.995 BEST LAP TIME : 1:44.523 DIFFERENCE : 0.528

LAP	SECTOR 1	SECTOR 2	SECTOR 3	LAP TIME		MPH	DIFF	TIME OF DAY
1 -		***46.729***	24.751	1:50.450		79.30	5.927	13:50:43.796
2 -	***32.959***	47.040	24.524	***1:44.523***	**(1)**	***83.80***		***13:52:28.319***
3 -	33.347	46.760	24.828	1:44.935	**(2)**	83.47	0.412	13:54:13.254
4 -	33.523	47.996	24.955	1:46.474		82.27	1.951	13:55:59.728
5 -	33.622	47.738	***24.307***	1:45.667	**(3)**	82.90	1.144	13:57:45.395
6 -	33.676	46.847	25.222	1:45.745		82.83	1.222	13:59:31.140

P14 50 Paul ROBSON Suzuki - RBProperty services & Environment Lighting

IDEAL LAP TIME : 1:43.976 BEST LAP TIME : 1:44.560 DIFFERENCE : 0.584

LAP	SECTOR 1	SECTOR 2	SECTOR 3	LAP TIME		MPH	DIFF	TIME OF DAY
1 -		47.138	24.664	1:53.975		76.85	9.415	13:50:47.321
2 -	33.823	47.350	24.690	1:45.863		82.74	1.303	13:52:33.184
3 -	***33.293***	46.381	25.051	1:44.725	**(2)**	83.64	0.165	13:54:17.909
4 -	33.909	46.763	***24.464***	1:45.136	**(3)**	83.31	0.576	13:56:03.045
5 -	33.679	46.719	24.751	1:45.149		83.30	0.589	13:57:48.194
6 -	33.866	***46.219***	24.475	***1:44.560***	**(1)**	***83.77***		***13:59:32.754***

P15 72 Kevin MILLER Suzuki - Mechanical Air Supplies Ltd

IDEAL LAP TIME : 1:44.466 BEST LAP TIME : 1:44.466 DIFFERENCE : 0.000

LAP	SECTOR 1	SECTOR 2	SECTOR 3	LAP TIME		MPH	DIFF	TIME OF DAY
1 -		47.325	24.787	1:52.056		78.17	7.590	13:50:45.402
2 -	33.763	47.315	24.982	1:46.060		82.59	1.594	13:52:31.462
3 -	33.509	46.857	25.218	1:45.584	**(3)**	82.96	1.118	13:54:17.046
4 -	34.270	47.720	24.672	1:46.662		82.12	2.196	13:56:03.708
5 -	33.581	46.757	24.648	1:44.986	**(2)**	83.43	0.520	13:57:48.694
6 -	***33.464***	***46.458***	***24.544***	***1:44.466***	**(1)**	***83.85***		***13:59:33.160***

P16 66 Mark SMITH Yamaha - MHP EXHAUST`S

IDEAL LAP TIME : 1:44.731 BEST LAP TIME : 1:44.843 DIFFERENCE : 0.112

LAP	SECTOR 1	SECTOR 2	SECTOR 3	LAP TIME		MPH	DIFF	TIME OF DAY
1 -		47.987	***24.565***	1:52.663		77.75	7.820	13:50:46.009
2 -	34.568	48.343	24.955	1:47.866		81.21	3.023	13:52:33.875
3 -	34.116	47.082	24.758	1:45.956		82.67	1.113	13:54:19.831
4 -	33.850	47.118	24.984	1:45.952	**(3)**	82.67	1.109	13:56:05.783
5 -	***33.648***	***46.518***	24.677	***1:44.843***	**(1)**	***83.55***		***13:57:50.626***
6 -	34.050	47.103	24.604	1:45.757	**(2)**	82.82	0.914	13:59:36.383

P17 73 Vincent LEWIN Suzuki - vinitwinracing.co.uk

IDEAL LAP TIME : 1:44.507 BEST LAP TIME : 1:44.507 DIFFERENCE : 0.000

LAP	SECTOR 1	SECTOR 2	SECTOR 3	LAP TIME		MPH	DIFF	TIME OF DAY
1 -		48.193	24.895	1:53.817		76.96	9.310	13:50:47.163
2 -	33.636	48.260	25.509	1:47.405		81.55	2.898	13:52:34.568
3 -	33.998	47.476	25.144	1:46.618		82.16	2.111	13:54:21.186
4 -	33.650	47.715	24.948	1:46.313	**(3)**	82.39	1.806	13:56:07.499
5 -	***32.949***	***46.813***	***24.745***	***1:44.507***	**(1)**	***83.82***		***13:57:52.006***
6 -	33.095	46.874	24.778	1:44.747	**(2)**	83.62	0.240	13:59:36.753

P18 32 Thomas WILLIAMS Honda -

IDEAL LAP TIME : 1:43.794 BEST LAP TIME : 1:43.794 DIFFERENCE : 0.000

LAP	SECTOR 1	SECTOR 2	SECTOR 3	LAP TIME	MPH	DIFF	TIME OF DAY
1 -		48.954	25.366	1:57.077	74.82	13.283	13:50:50.423

Weather / Track : Sunny / Dry

Brands Hatch GP
Circuit Length = 2.4332 miles
Start: 13:48 Flag 13:59 End: 14:00

BMCRC - MRO Championships 2018 - Rnd 6 @ Brands Hatch GP

BMCRC Thunderbike Sport & BMCRC Rookie Minitwins

RACE 5 - SECTOR ANALYSIS

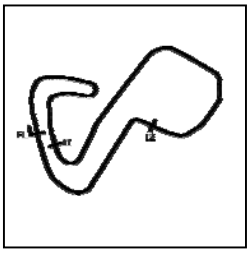

SECTOR 1 = FL to I1, SECTOR 2 = I1 to I2, SECTOR 3 = I2 to FL, DIFF = Difference To Personal Best Lap, P = Crossed Finish Line in Pit Lane, D = Time Disallowed

2 -	34.199	47.552	24.598	1:46.349	82.36	2.555	13:52:36.772
3 -	34.044	47.172	25.302	1:46.518	82.23	2.724	13:54:23.290
4 -	34.113	46.643	24.601	1:45.357 **(3)**	83.14	1.563	13:56:08.647
5 -	33.300	46.752	24.614	1:44.666 **(2)**	83.69	0.872	13:57:53.313
6 -	***33.279***	***46.251***	***24.264***	***1:43.794*** **(1)**	***84.39***		***13:59:37.107***

P19 181 RMT Robert FRANKLIN Suzuki - RCF GARDENS

IDEAL LAP TIME : 1:46.150 BEST LAP TIME : 1:46.492 DIFFERENCE : 0.342

LAP	SECTOR 1	SECTOR 2	SECTOR 3	LAP TIME	MPH	DIFF	TIME OF DAY
1 -		48.774	25.385	1:55.510	75.83	9.018	13:50:48.856
2 -	34.012	47.918	25.344	1:47.274 **(3)**	81.65	0.782	13:52:36.130
3 -	33.855	***47.435***	25.755	1:47.045 **(2)**	81.83	0.553	13:54:23.175
4 -	***33.676***	47.777	***25.039***	***1:46.492*** **(1)**	***82.25***		***13:56:09.667***
5 -	34.074	47.988	25.554	1:47.616	81.39	1.124	13:57:57.283
6 -	34.294	48.897	25.789	1:48.980	80.38	2.488	13:59:46.263

P20 85 Andrew KITE Ducati - Red Rebel Racing

IDEAL LAP TIME : 1:47.530 BEST LAP TIME : 1:47.998 DIFFERENCE : 0.468

LAP	SECTOR 1	SECTOR 2	SECTOR 3	LAP TIME	MPH	DIFF	TIME OF DAY
1 -		50.143	25.323	2:00.022	72.98	12.024	13:50:53.368
2 -	34.998	48.391	25.201	1:48.590	80.66	0.592	13:52:41.958
3 -	34.952	***47.768***	25.278	***1:47.998*** **(1)**	***81.11***		***13:54:29.956***
4 -	35.150	48.503	***24.930***	1:48.583	80.67	0.585	13:56:18.539
5 -	***34.832***	48.146	25.167	1:48.145 **(3)**	81.00	0.147	13:58:06.684
6 -	34.908	47.843	25.361	1:48.112 **(2)**	81.02	0.114	13:59:54.796

P21 10 RMT Ashley MITCHELL Suzuki -

IDEAL LAP TIME : 1:47.392 BEST LAP TIME : 1:48.051 DIFFERENCE : 0.659

LAP	SECTOR 1	SECTOR 2	SECTOR 3	LAP TIME	MPH	DIFF	TIME OF DAY
1 -		48.969	25.551	1:58.060	74.19	10.009	13:50:51.406
2 -	***33.564***	***48.390***	26.097	***1:48.051*** **(1)**	***81.07***		***13:52:39.457***
3 -	34.652	49.150	25.901	1:49.703	79.85	1.652	13:54:29.160
4 -	34.319	49.119	25.440	1:48.878	80.45	0.827	13:56:18.038
5 -	33.784	49.064	25.875	1:48.723 **(3)**	80.57	0.672	13:58:06.761
6 -	34.360	48.908	***25.438***	1:48.706 **(2)**	80.58	0.655	13:59:55.467

P22 131 RMT Christopher EVANS Suzuki - C.E PILATES / ANDESIGN

IDEAL LAP TIME : 1:47.712 BEST LAP TIME : 1:48.522 DIFFERENCE : 0.810

LAP	SECTOR 1	SECTOR 2	SECTOR 3	LAP TIME	MPH	DIFF	TIME OF DAY
1 -		49.142	25.726	1:56.775	75.01	8.253	13:50:50.121
2 -	35.396	48.254	25.674	1:49.324	80.12	0.802	13:52:39.445
3 -	35.138	49.225	25.376	1:49.739	79.82	1.217	13:54:29.184
4 -	35.053	48.973	25.101	1:49.127 **(3)**	80.27	0.605	13:56:18.311
5 -	***34.548***	48.353	25.621	***1:48.522*** **(1)**	***80.71***		***13:58:06.833***
6 -	35.637	***48.097***	***25.067***	1:48.801 **(2)**	80.51	0.279	13:59:55.634

P23 5 R William YOUNG Yamaha - RoyBoy's Racing , RPH Carpentry Ltd

IDEAL LAP TIME : 1:49.115 BEST LAP TIME : 1:49.744 DIFFERENCE : 0.629

LAP	SECTOR 1	SECTOR 2	SECTOR 3	LAP TIME	MPH	DIFF	TIME OF DAY
1 -		49.339	***25.671***	1:58.727	73.78	8.983	13:50:52.073
2 -	34.822	49.582	25.955	1:50.359 **(3)**	79.37	0.615	13:52:42.432
3 -	35.509	49.235	26.152	1:50.896	78.99	1.152	13:54:33.328
4 -	35.460	49.212	26.089	1:50.761	79.08	1.017	13:56:24.089
5 -	***34.679***	48.884	26.181	***1:49.744*** **(1)**	***79.82***		***13:58:13.833***
6 -	35.036	***48.765***	26.403	1:50.204 **(2)**	79.48	0.460	14:00:04.037

Weather / Track : Sunny / Dry

Brands Hatch GP
Circuit Length = 2.4332 miles
Start: 13:48 Flag 13:59 End: 14:00

BMCRC - MRO Championships 2018 - Rnd 6 @ Brands Hatch GP

BMCRC Thunderbike Sport & BMCRC Rookie Minitwins

RACE 5 - SECTOR ANALYSIS

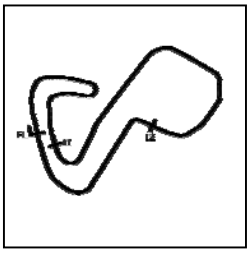

SECTOR 1 = FL to I1, SECTOR 2 = I1 to I2, SECTOR 3 = I2 to FL, DIFF = Difference To Personal Best Lap, P = Crossed Finish Line in Pit Lane, D = Time Disallowed

P24 37 R Ricky WOODS Suzuki - RW Racing

IDEAL LAP TIME : 1:50.176 BEST LAP TIME : 1:50.302 DIFFERENCE : 0.126

LAP	SECTOR 1	SECTOR 2	SECTOR 3	LAP TIME	MPH	DIFF	TIME OF DAY
1 -		52.849	26.223	2:04.346	70.44	14.044	13:50:57.692
2 -	34.872	***49.451***	25.979	***1:50.302*** **(1)**	***79.41***		***13:52:47.994***
3 -	***34.850***	50.297	26.120	1:51.267 **(2)**	78.72	0.965	13:54:39.261
4 -	36.538	49.915	25.900	1:52.353	77.96	2.051	13:56:31.614
5 -	35.365	49.879	26.327	1:51.571 **(3)**	78.51	1.269	13:58:23.185
6 -	35.992	50.167	***25.875***	1:52.034	78.18	1.732	14:00:15.219

P25 0 RMT Luke STANLEY Suzuki - MOREMOTO

IDEAL LAP TIME : 1:51.516 BEST LAP TIME : 1:51.573 DIFFERENCE : 0.057

LAP	SECTOR 1	SECTOR 2	SECTOR 3	LAP TIME	MPH	DIFF	TIME OF DAY
1 -		51.346	26.826	2:04.213	70.52	12.640	13:50:57.559
2 -	36.142	50.200	26.295	1:52.637	77.77	1.064	13:52:50.196
3 -	35.520	***50.194***	***25.859***	***1:51.573*** **(1)**	***78.51***		***13:54:41.769***
4 -	***35.463***	50.321	25.942	1:51.726 **(2)**	78.40	0.153	13:56:33.495
5 -	35.797	50.396	26.250	1:52.443 **(3)**	77.90	0.870	13:58:25.938
6 -	36.392	50.631	26.129	1:53.152	77.41	1.579	14:00:19.090

P26 16 Geoff LANSDELL Suzuki - EPG Domestic

IDEAL LAP TIME : 1:51.073 BEST LAP TIME : 1:51.073 DIFFERENCE : 0.000

LAP	SECTOR 1	SECTOR 2	SECTOR 3	LAP TIME	MPH	DIFF	TIME OF DAY
1 -		50.317	26.265	2:01.465	72.11	10.392	13:50:54.811
2 -	***35.190***	***49.791***	***26.092***	***1:51.073*** **(1)**	***78.86***		***13:52:45.884***
3 -	35.686	50.150	26.504	1:52.340 **(2)**	77.97	1.267	13:54:38.224
4 -	36.799	50.356	26.811	1:53.966	76.86	2.893	13:56:32.190
5 -	36.617	50.546	26.522	1:53.685 **(3)**	77.05	2.612	13:58:25.875
6 -	36.268	51.361	26.208	1:53.837	76.95	2.764	14:00:19.712

P27 45 R John FORTEY Suzuki - House of Gain Gym

IDEAL LAP TIME : 1:50.575 BEST LAP TIME : 1:50.575 DIFFERENCE : 0.000

LAP	SECTOR 1	SECTOR 2	SECTOR 3	LAP TIME	MPH	DIFF	TIME OF DAY
1 -		51.463	26.863	2:04.824	70.17	14.249	13:50:58.170
2 -	36.680	51.605	26.154	1:54.439	76.54	3.864	13:52:52.609
3 -	36.173	50.265	25.985	1:52.423 **(3)**	77.91	1.848	13:54:45.032
4 -	36.092	50.378	26.210	1:52.680	77.74	2.105	13:56:37.712
5 -	36.113	49.677	26.012	1:51.802 **(2)**	78.35	1.227	13:58:29.514
6 -	***35.297***	***49.603***	***25.675***	***1:50.575*** **(1)**	***79.22***		***14:00:20.089***

P28 60 RMT Adam RIDGWELL Suzuki -

IDEAL LAP TIME : 1:50.619 BEST LAP TIME : 1:50.619 DIFFERENCE : 0.000

LAP	SECTOR 1	SECTOR 2	SECTOR 3	LAP TIME	MPH	DIFF	TIME OF DAY
1 -		53.522	27.269	2:07.844	68.51	17.225	13:51:01.190
2 -	36.573	50.676	26.598	1:53.847	76.94	3.228	13:52:55.037
3 -	36.273	49.962	26.319	1:52.554	77.82	1.935	13:54:47.591
4 -	35.997	49.625	26.276	1:51.898 **(2)**	78.28	1.279	13:56:39.489
5 -	35.763	50.436	26.274	1:52.473 **(3)**	77.88	1.854	13:58:31.962
6 -	***34.997***	***49.516***	***26.106***	***1:50.619*** **(1)**	***79.18***		***14:00:22.581***

P29 59 RMT Benn RIDGWELL Suzuki -

IDEAL LAP TIME : 1:51.813 BEST LAP TIME : 1:51.949 DIFFERENCE : 0.136

LAP	SECTOR 1	SECTOR 2	SECTOR 3	LAP TIME	MPH	DIFF	TIME OF DAY
1 -		52.347	26.671	2:05.130	70.00	13.181	13:50:58.476
2 -	36.083	51.011	***26.361***	1:53.455 **(3)**	77.20	1.506	13:52:51.931
3 -	35.920	50.247	26.514	1:52.681 **(2)**	77.74	0.732	13:54:44.612
4 -	36.357	50.805	26.936	1:54.098	76.77	2.149	13:56:38.710
5 -	37.200	49.996	26.705	1:53.901	76.90	1.952	13:58:32.611

Weather / Track : Sunny / Dry

Brands Hatch GP
Circuit Length = 2.4332 miles
Start: 13:48 Flag 13:59 End: 14:00

BMCRC - MRO Championships 2018 - Rnd 6 @ Brands Hatch GP

BMCRC Thunderbike Sport & BMCRC Rookie Minitwins

RACE 5 - SECTOR ANALYSIS

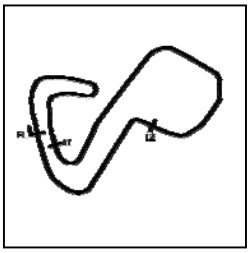

SECTOR 1 = FL to I1, SECTOR 2 = I1 to I2, SECTOR 3 = I2 to FL, DIFF = Difference To Personal Best Lap, P = Crossed Finish Line in Pit Lane, D = Time Disallowed

6 -	***35.777***	***49.675***	26.497	***1:51.949***	**(1)**	***78.24***	***14:00:24.560***

P30 44 RMT Tony PARKER Suzuki - Emerald Elevators

IDEAL LAP TIME : 1:52.444 BEST LAP TIME : 1:52.800 DIFFERENCE : 0.356

LAP	SECTOR 1	SECTOR 2	SECTOR 3	LAP TIME		MPH	DIFF	TIME OF DAY
1 -		51.792	26.662	2:03.720		70.80	10.920	13:50:57.066
2 -	36.607	52.160	26.443	1:55.210		76.03	2.410	13:52:52.276
3 -	35.898	51.254	26.293	1:53.445		77.21	0.645	13:54:45.721
4 -	35.631	51.376	***26.146***	1:53.153	**(3)**	77.41	0.353	13:56:38.874
5 -	***35.593***	50.914	26.293	***1:52.800***	**(1)**	***77.65***		***13:58:31.674***
6 -	35.865	***50.705***	26.380	1:52.950	**(2)**	77.55	0.150	14:00:24.624

P31 9 RMT Andrew WATSON Suzuki - TEA Time Racing

IDEAL LAP TIME : 1:53.711 BEST LAP TIME : 1:54.612 DIFFERENCE : 0.901

LAP	SECTOR 1	SECTOR 2	SECTOR 3	LAP TIME		MPH	DIFF	TIME OF DAY
1 -		53.451	26.876	2:07.783		68.55	13.171	13:51:01.129
2 -	36.895	***51.900***	27.004	1:55.799		75.64	1.187	13:52:56.928
3 -	36.084	53.490	26.903	1:56.477		75.20	1.865	13:54:53.405
4 -	35.965	52.658	26.282	1:54.905	**(2)**	76.23	0.293	13:56:48.310
5 -	36.786	52.327	***25.897***	1:55.010	**(3)**	76.16	0.398	13:58:43.320
6 -	***35.914***	52.619	26.079	***1:54.612***	**(1)**	***76.43***		***14:00:37.932***

P32 147 R Matthew MAY Honda - Tilehurst Glass Racing

IDEAL LAP TIME : 1:53.506 BEST LAP TIME : 1:53.664 DIFFERENCE : 0.158

LAP	SECTOR 1	SECTOR 2	SECTOR 3	LAP TIME		MPH	DIFF	TIME OF DAY
1 -		53.195	26.799	2:07.079		68.93	13.415	13:51:00.425
2 -	36.798	53.759	27.438	1:57.995		74.23	4.331	13:52:58.420
3 -	***35.989***	52.369	27.226	1:55.584		75.78	1.920	13:54:54.004
4 -	37.080	51.580	26.527	1:55.187	**(2)**	76.04	1.523	13:56:49.191
5 -	37.067	52.071	26.436	1:55.574	**(3)**	75.79	1.910	13:58:44.765
6 -	36.147	***51.292***	***26.225***	***1:53.664***	**(1)**	***77.06***		***14:00:38.429***

P33 33 R Mark LAWRENCE Honda - Sarky racing

IDEAL LAP TIME : 1:53.173 BEST LAP TIME : 1:53.497 DIFFERENCE : 0.324

LAP	SECTOR 1	SECTOR 2	SECTOR 3	LAP TIME		MPH	DIFF	TIME OF DAY
1 -		54.725	28.189	2:10.681		67.03	17.184	13:51:04.027
2 -	36.399	51.002	27.370	1:54.771	**(2)**	76.32	1.274	13:52:58.798
3 -	37.042	51.971	27.226	1:56.239		75.36	2.742	13:54:55.037
4 -	37.606	51.866	***26.294***	1:55.766		75.66	2.269	13:56:50.803
5 -	36.277	51.552	27.278	1:55.107	**(3)**	76.10	1.610	13:58:45.910
6 -	***36.151***	***50.728***	26.618	***1:53.497***	**(1)**	***77.18***		***14:00:39.407***

P34 289 RMT Philip HORNE Suzuki -

IDEAL LAP TIME : 1:52.186 BEST LAP TIME : 1:52.186 DIFFERENCE : 0.000

LAP	SECTOR 1	SECTOR 2	SECTOR 3	LAP TIME		MPH	DIFF	TIME OF DAY
1 -		54.440	28.153	2:10.227		67.26	18.041	13:51:03.573
2 -	35.575	51.856	28.231	1:55.662	**(3)**	75.73	3.476	13:52:59.235
3 -	36.304	51.963	27.097	1:55.364	**(2)**	75.93	3.178	13:54:54.599
4 -	38.263	52.741	27.233	1:58.237		74.08	6.051	13:56:52.836
5 -	37.890	51.744	27.459	1:57.093		74.81	4.907	13:58:49.929
6 -	***35.354***	***50.214***	***26.618***	***1:52.186***	**(1)**	***78.08***		***14:00:42.115***

P35 102 R James TEGG Honda - Teggy102 Racing

IDEAL LAP TIME : 1:55.985 BEST LAP TIME : 1:56.081 DIFFERENCE : 0.096

LAP	SECTOR 1	SECTOR 2	SECTOR 3	LAP TIME		MPH	DIFF	TIME OF DAY
1 -		53.056	26.875	2:06.835		69.06	10.754	13:51:00.181
2 -	***36.594***	52.794	***26.693***	***1:56.081***	**(1)**	***75.46***		***13:52:56.262***
3 -	37.187	***52.698***	27.745	1:57.630	**(2)**	74.46	1.549	13:54:53.892

Weather / Track : Sunny / Dry

Brands Hatch GP
Circuit Length = 2.4332 miles
Start: 13:48 Flag 13:59 End: 14:00

BMCRC - MRO Championships 2018 - Rnd 6 @ Brands Hatch GP

BMCRC Thunderbike Sport & BMCRC Rookie Minitwins

RACE 5 - SECTOR ANALYSIS

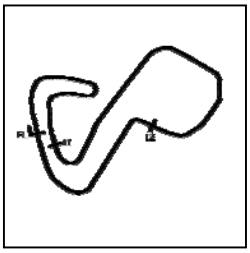

SECTOR 1 = FL to I1, SECTOR 2 = I1 to I2, SECTOR 3 = I2 to FL, DIFF = Difference To Personal Best Lap, P = Crossed Finish Line in Pit Lane, D = Time Disallowed

4 -	38.407	52.912	27.518	1:58.837 **(3)**	73.71	2.756	13:56:52.729
5 -	38.528	53.135	28.722	2:00.385	72.76	4.304	13:58:53.114
6 -	37.685	54.093	28.419	2:00.197	72.87	4.116	14:00:53.311

P36 126 R Damien LECHAUVE Ktm -

IDEAL LAP TIME : 2:08.175 BEST LAP TIME : 2:08.970 DIFFERENCE : 0.795

LAP	SECTOR 1	SECTOR 2	SECTOR 3	LAP TIME	MPH	DIFF	TIME OF DAY
1 -		***57.563***	30.878	2:17.664	63.63	8.694	13:51:11.010
2 -	41.483	1:00.005	31.387	2:12.875	65.92	3.905	13:53:23.885
3 -	40.967	1:00.499	31.262	2:12.728 **(3)**	65.99	3.758	13:55:36.613
4 -	40.187	58.744	***30.492***	2:09.423 **(2)**	67.68	0.453	13:57:46.036
5 -	***40.120***	58.322	30.528	***2:08.970*** **(1)**	***67.92***		***13:59:55.006***

P37 152 RMT Jason ALLEN Suzuki -

IDEAL LAP TIME : 1:50.769 BEST LAP TIME : 1:50.769 DIFFERENCE : 0.000

LAP	SECTOR 1	SECTOR 2	SECTOR 3	LAP TIME	MPH	DIFF	TIME OF DAY
1 -		50.704	26.676	2:03.127	71.14	12.358	13:50:56.473
2 -	36.107	50.342	26.167	1:52.616 **(3)**	77.78	1.847	13:52:49.089
3 -	***34.922***	***50.026***	***25.821***	***1:50.769*** **(1)**	***79.08***		***13:54:39.858***
4 -	35.811	50.505	26.082	1:52.398 **(2)**	77.93	1.629	13:56:32.256

P38 120 RMT Ian MITCHELL Suzuki - LID365.com

IDEAL LAP TIME : 2:02.226 BEST LAP TIME : DIFFERENCE :

LAP	SECTOR 1	SECTOR 2	SECTOR 3	LAP TIME	MPH	DIFF	TIME OF DAY
1 -		***53.779***	***30.609***	2:12.373	66.17		13:51:05.719

Weather / Track : Sunny / Dry

Brands Hatch GP
Circuit Length = 2.4332 miles
Start: 13:48 Flag 13:59 End: 14:00

BMCRC - MRO Championships 2018 - Rnd 6 @ Brands Hatch GP

BMCRC Thunderbike Sport & BMCRC Rookie Minitwins

RACE 5 - BEST SECTORS

	SECTOR 1			SECTOR 2			SECTOR 3		
POS	NO	NAME	TIME	NO	NAME	TIME	NO	NAME	TIME
1	47	WATSON	31.500	47	WATSON	44.420	75	MAY	23.307
2	81	MAY	31.712	81	MAY	44.526	47	WATSON	23.603
3	54	JAMISON	31.857	54	JAMISON	44.678	198	TOPPING	23.616
4	198	TOPPING	31.929	198	TOPPING	44.697	666	BEASLEY	23.692
5	20	TOUCEDA	31.991	75	MAY	44.707	20	TOUCEDA	23.744
6	75	MAY	32.042	20	TOUCEDA	45.032	48	WALLIS	23.810
7	90	WATSON	32.479	90	WATSON	45.127	81	MAY	23.881
8	48	WALLIS	32.591	666	BEASLEY	45.507	90	WATSON	23.991
9	666	BEASLEY	32.597	48	WALLIS	45.702	54	JAMISON	24.203
10	73	LEWIN	32.949	84	BRANCO	46.185	32	WILLIAMS	24.264
11	79	HEMPHILL	32.959	50	ROBSON	46.219	79	HEMPHILL	24.307
12	84	BRANCO	33.254	32	WILLIAMS	46.251	137	CRAWT	24.323
13	32	WILLIAMS	33.279	137	CRAWT	46.388	84	BRANCO	24.446
14	42	MILLER	33.283	72	MILLER	46.458	50	ROBSON	24.464
15	50	ROBSON	33.293	42	MILLER	46.507	42	MILLER	24.534
16	137	CRAWT	33.308	66	SMITH	46.518	72	MILLER	24.544
17	72	MILLER	33.464	79	HEMPHILL	46.729	66	SMITH	24.565
18	10	MITCHELL	33.564	73	LEWIN	46.813	73	LEWIN	24.745
19	66	SMITH	33.648	181	FRANKLIN	47.435	85	KITE	24.930
20	181	FRANKLIN	33.676	85	KITE	47.768	181	FRANKLIN	25.039
21	131	EVANS	34.548	131	EVANS	48.097	131	EVANS	25.067
22	5	YOUNG	34.679	10	MITCHELL	48.390	10	MITCHELL	25.438
23	85	KITE	34.832	5	YOUNG	48.765	5	YOUNG	25.671
24	37	WOODS	34.850	37	WOODS	49.451	45	FORTEY	25.675
25	152	ALLEN	34.922	60	RIDGWELL	49.516	152	ALLEN	25.821
26	60	RIDGWELL	34.997	45	FORTEY	49.603	0	STANLEY	25.859
27	16	LANSDELL	35.190	59	RIDGWELL	49.675	37	WOODS	25.875
28	45	FORTEY	35.297	16	LANSDELL	49.791	9	WATSON	25.897
29	289	HORNE	35.354	62	MITCHELL	49.824	16	LANSDELL	26.092
30	0	STANLEY	35.463	152	ALLEN	50.026	60	RIDGWELL	26.106
31	44	PARKER	35.593	0	STANLEY	50.194	44	PARKER	26.146
32	59	RIDGWELL	35.777	289	HORNE	50.214	147	MAY	26.225
33	9	WATSON	35.914	44	PARKER	50.705	33	LAWRENCE	26.294
34	147	MAY	35.989	33	LAWRENCE	50.728	59	RIDGWELL	26.361
35	33	LAWRENCE	36.151	147	MAY	51.292	289	HORNE	26.618
36	102	TEGG	36.594	9	WATSON	51.900	102	TEGG	26.693
37	120	MITCHELL	37.838	102	TEGG	52.698	126	LECHAUVE	30.492
38	126	LECHAUVE	40.120	120	MITCHELL	53.779	120	MITCHELL	30.609
39				179	WHITE	55.545			
40				126	LECHAUVE	57.563			

IDEAL / BEST COMPARISON					
POS	NO	NAME	IDEAL	BEST	DIFF
		PERFECT LAP	1:39.227		
1	47	WATSON	1:39.523	1:39.667	0.144
2	75	MAY	1:40.056	1:40.321	0.265
3	81	MAY	1:40.119	1:40.359	0.240
4	198	TOPPING	1:40.242	1:40.666	0.424
5	54	JAMISON	1:40.738	1:41.094	0.356
6	20	TOUCEDA	1:40.767	1:41.088	0.321
7	90	WATSON	1:41.597	1:41.662	0.065
8	666	BEASLEY	1:41.796	1:41.922	0.126
9	48	WALLIS	1:42.103	1:42.523	0.420
10	32	WILLIAMS	1:43.794	1:43.794	0.000
11	84	BRANCO	1:43.885	1:43.885	0.000
12	50	ROBSON	1:43.976	1:44.560	0.584
13	79	HEMPHILL	1:43.995	1:44.523	0.528
14	137	CRAWT	1:44.019	1:44.019	0.000
15	42	MILLER	1:44.324	1:44.347	0.023
16	72	MILLER	1:44.466	1:44.466	0.000
17	73	LEWIN	1:44.507	1:44.507	0.000
18	66	SMITH	1:44.731	1:44.843	0.112
19	181	FRANKLIN	1:46.150	1:46.492	0.342
20	10	MITCHELL	1:47.392	1:48.051	0.659
21	85	KITE	1:47.530	1:47.998	0.468
22	131	EVANS	1:47.712	1:48.522	0.810
23	5	YOUNG	1:49.115	1:49.744	0.629
24	37	WOODS	1:50.176	1:50.302	0.126
25	45	FORTEY	1:50.575	1:50.575	0.000
26	60	RIDGWELL	1:50.619	1:50.619	0.000
27	152	ALLEN	1:50.769	1:50.769	0.000
28	16	LANSDELL	1:51.073	1:51.073	0.000
29	0	STANLEY	1:51.516	1:51.573	0.057
30	59	RIDGWELL	1:51.813	1:51.949	0.136
31	289	HORNE	1:52.186	1:52.186	0.000
32	44	PARKER	1:52.444	1:52.800	0.356
33	33	LAWRENCE	1:53.173	1:53.497	0.324
34	147	MAY	1:53.506	1:53.664	0.158
35	9	WATSON	1:53.711	1:54.612	0.901
36	102	TEGG	1:55.985	1:56.081	0.096
37	120	MITCHELL	2:02.226		
38	126	LECHAUVE	2:08.175	2:08.970	0.795

Weather / Track : Sunny / Dry

Brands Hatch GP
Circuit Length = 2.4332 miles
Start: 13:48 Flag 13:59 End: 14:00

Results can be found at www.tsl-timing.com

Printed - 14:03 Saturday, 07 July 2018

BMCRC - MRO Championships 2018 - Rnd 6 @ Brands Hatch GP

BMCRC Thunderbike Sport & BMCRC Rookie Minitwins

RACE 15 - GRID (6 Laps)

ROW 15	45	44 999 Simon READ	43 143 Robert DAVIE
ROW 14	42 117 Jordan HARRIS	41 23 Claire BECKETT	40 179 Gavin WHITE
ROW 13	39 62 Ben MITCHELL	38 120 Ian MITCHELL	37 126 2:08.970 Damien LECHAUVE
ROW 12	36 102 1:56.081 James TEGG	35 9 1:54.612 Andrew WATSON	34 147 1:53.664 Matthew MAY
ROW 11	33 33 1:53.497 Mark LAWRENCE	32 44 1:52.800 Tony PARKER	31 289 1:52.186 Philip HORNE
ROW 10	30 59 1:51.949 Benn RIDGWELL	29 0 1:51.573 Luke STANLEY	28 16 1:51.073 Geoff LANSDELL
ROW 9	27 152 1:50.769 Jason ALLEN	26 60 1:50.619 Adam RIDGWELL	25 45 1:50.575 John FORTEY
ROW 8	24 37 1:50.302 Ricky WOODS	23 5 1:49.744 William YOUNG	22 131 1:48.522 Christopher EVANS
ROW 7	21 10 1:48.051 Ashley MITCHELL	20 85 1:47.998 Andrew KITE	19 181 1:46.492 Robert FRANKLIN
ROW 6	18 66 1:44.843 Mark SMITH	17 50 1:44.560 Paul ROBSON	16 79 1:44.523 Tommy HEMPHILL
ROW 5	15 73 1:44.507 Vincent LEWIN	14 72 1:44.466 Kevin MILLER	13 42 1:44.347 Scott MILLER
ROW 4	12 137 1:44.019 Charlie CRAWT	11 84 1:43.885 Ricardo BRANCO	10 32 1:43.794 Thomas WILLIAMS
ROW 3	9 48 1:42.523 Shaun WALLIS	8 666 1:41.922 Shane BEASLEY	7 90 1:41.662 Edward WATSON
ROW 2	6 54 1:41.094 Adam JAMISON	5 20 1:41.088 Jose TOUCEDA	4 198 1:40.666 Steven TOPPING
ROW 1	3 81 1:40.359 Malvern MAY	2 75 1:40.321 Stewart MAY	1 47 1:39.667 Thomas WATSON **Pole**

Brands Hatch GP
Circuit Length = 2.4332 miles

These results are provisional until the conclusion of any judicial and technical matters.

Clerk Of Course :		Timekeeper :

Results can be found at www.tsl-timing.com

Printed - 14:05 Saturday, 07 July 2018

BMCRC - MRO Championships 2018 - Rnd 6 @ Brands Hatch GP

BMCRC Thunderbike Sport & BMCRC Rookie Minitwins

RACE 15 - CLASSIFICATION

POS	NO	CL	PIC	NAME	ENTRY	LAPS	TIME	GAP	DIFF	MPH	BEST	ON
1	198		1	Steven TOPPING	Yamaha -	6	10:09.751			86.19	1:40.391	4
2	47		2	Thomas WATSON	Yamaha - Motorsportdays.com TEA Time Racing	6	10:10.202	0.451	0.451	86.13	1:40.048	4
3	81		3	Malvern MAY	Ducati -	6	10:18.590	8.839	8.388	84.96	1:40.489	5
4	48		4	Shaun WALLIS	Yamaha - Watling Tyres	6	10:22.571	12.820	3.981	84.42	1:41.449	2
5	54		5	Adam JAMISON	- AJ Racing	6	10:22.683	12.932	0.112	84.40	1:42.223	2
6	90		6	Edward WATSON	Yamaha - Motorsportdays.com TEA Time Racing	6	10:22.831	13.080	0.148	84.38	1:41.119	2
7	84		7	Ricardo BRANCO	Suzuki - IMP Racing	6	10:24.449	14.698	1.618	84.16	1:42.703	2
8	666	R	1	Shane BEASLEY	Kawasaki -	6	10:30.845	21.094	6.396	83.31	1:42.737	5
9	73		8	Vincent LEWIN	Suzuki - vinitwinracing.co.uk	6	10:32.783	23.032	1.938	83.06	1:43.576	6
10	79	R	2	Tommy HEMPHILL	Suzuki -	6	10:33.192	23.441	0.409	83.00	1:43.740	6
11	50		9	Paul ROBSON	Suzuki - RBProperty services & Environment Lightin	6	10:36.725	26.974	3.533	82.54	1:43.202	6
12	137	RMT	1	Charlie CRAWT	Suzuki - Pass Bike Motorcycle Training Ltd	6	10:37.346	27.595	0.621	82.46	1:44.002	4
13	42	R	3	Scott MILLER	Yamaha -	6	10:38.912	29.161	1.566	82.26	1:44.466	2
14	181	RMT	2	Robert FRANKLIN	Suzuki - RCF GARDENS	6	10:54.593	44.842	15.681	80.29	1:45.999	5
15	66		10	Mark SMITH	Yamaha - MHP EXHAUST`S	6	10:54.770	45.019	0.177	80.27	1:45.521	2
16	32		11	Thomas WILLIAMS	Honda -	6	10:55.239	45.488	0.469	80.21	1:46.592	3
17	131	RMT	3	Christopher EVANS	Suzuki - C.E PILATES / ANDESIGN	6	10:56.692	46.941	1.453	80.03	1:47.249	2
18	37	R	4	Ricky WOODS	Suzuki - RW Racing	6	11:07.772	58.021	11.080	78.70	1:48.335	2
19	5	R	5	William YOUNG	Yamaha - RoyBoy's Racing , RPH Carpentry Ltd	6	11:08.515	58.764	0.743	78.62	1:48.307	3
20	10	RMT	4	Ashley MITCHELL	Suzuki -	6	11:08.530	58.779	0.015	78.61	1:48.711	3
21	143		12	Robert DAVIE	Suzuki -	6	11:15.365	1:05.614	6.835	77.82	1:49.707	3
22	85		13	Andrew KITE	Ducati - Red Rebel Racing	6	11:15.487	1:05.736	0.122	77.80	1:46.530	6
23	289	RMT	5	Philip HORNE	Suzuki -	6	11:20.853	1:11.102	5.366	77.19	1:49.731	6
24	45	R	6	John FORTEY	Suzuki - House of Gain Gym	6	11:22.592	1:12.841	1.739	76.99	1:50.302	5
25	0	RMT	6	Luke STANLEY	Suzuki - MOREMOTO	6	11:25.853	1:16.102	3.261	76.63	1:51.172	5
26	60	RMT	7	Adam RIDGWELL	Suzuki -	6	11:27.635	1:17.884	1.782	76.43	1:51.823	6
27	16		14	Geoff LANSDELL	Suzuki - EPG Domestic	6	11:27.744	1:17.993	0.109	76.42	1:51.237	5
28	59	RMT	8	Benn RIDGWELL	Suzuki -	6	11:43.299	1:33.548	15.555	74.73	1:53.369	2
29	999	R	7	Simon READ	Yamaha -	5	10:19.296	1 Lap	1 Lap	70.72	1:59.491	5
30	120	RMT	9	Ian MITCHELL	Suzuki - LID365.com	5	10:33.632	1 Lap	14.336	69.12	2:01.771	3
31	126	R	8	Damien LECHAUVE	Ktm -	5	11:02.766	1 Lap	29.134	66.08	2:10.181	5

NOT CLASSIFIED

DNF	44	RMT		Tony PARKER	Suzuki - Emerald Elevators	5	9:32.257	1 Lap		76.53	1:50.657	5
DNF	9	RMT		Andrew WATSON	Suzuki - TEA Time Racing	5	9:39.255	1 Lap	6.998	75.61	1:50.875	4
DNF	102	R		James TEGG	Honda - Teggy102 Racing	4	8:21.720	2 Laps	1 Lap	69.83	2:01.245	2
DNF	33	R		Mark LAWRENCE	Honda - Sarky racing	1	2:09.462	5 Laps	3 Laps	67.66		
DNF	75			Stewart MAY	Honda - Tilehurst Glass Racing	0						
DNF	72			Kevin MILLER	Suzuki - Mechanical Air Supplies Ltd	0						
DNF	152	RMT		Jason ALLEN	Suzuki -	0						
DNF	147	R		Matthew MAY	Honda - Tilehurst Glass Racing	0						

FASTEST LAP

47		Thomas WATSON	Yamaha - Motorsportdays.com TEA Time Racing	4	1:40.048	87.55 mph	140.90 kph
666	R	Shane BEASLEY	Kawasaki -	5	1:42.737	85.26 mph	137.22 kph
137	RMT	Charlie CRAWT	Suzuki - Pass Bike Motorcycle Training Ltd	4	1:44.002	84.22 mph	135.55 kph

Class - 92.5% of Race Speed = 79.72 mph
Class R - 92.5% of Race Speed = 77.06 mph
Class RMT - 92.5% of Race Speed = 76.27 mph

Brands Hatch GP
Circuit Length = 2.4332 miles
Start: 16:50 Flag 17:01 End: 17:03

Weather / Track : Sunny / Dry
These results are provisional until the conclusion of any judicial and technical matters.

Clerk Of Course :		Timekeeper :

Results can be found at www.tsl-timing.com

Printed - 17:03 Saturday, 07 July 2018

BMCRC - MRO Championships 2018 - Rnd 6 @ Brands Hatch GP

BMCRC Thunderbike Sport & BMCRC Rookie Minitwins

RACE 15 - LAP CHART

LAP 1 @ 16:52:38.483

NO	BEHIND	LAP TIME
198		1:45.947
47	1.572	1:47.519
48	2.333	1:48.280
54	2.440	1:48.387
90	3.558	1:49.505
84	3.587	1:49.534
81	3.630	1:49.577
666	4.737	1:50.684
73	5.560	1:51.507
137	5.877	1:51.824
42	6.528	1:52.475
79	6.674	1:52.621
131	9.863	1:55.810
32	10.183	1:56.130
50	10.294	1:56.241
37	11.765	1:57.712
66	12.007	1:57.954
181	13.448	1:59.395
10	13.819	1:59.766
5	14.559	2:00.506
289	17.101	2:03.048
45	18.053	2:04.000
143	18.614	2:04.561
60	18.840	2:04.787
0	19.346	2:05.293
44	19.601	2:05.548
16	20.681	2:06.628
85	20.741	2:06.688
9	20.982	2:06.929
59	21.162	2:07.109
33	23.515	2:09.462
102	24.241	2:10.188
120	27.471	2:13.418
999	29.046	2:14.993
126	35.355	2:21.302

LAP 2 @ 16:54:19.911

NO	BEHIND	LAP TIME
198		1:41.428
47	0.749	1:40.605
48	2.354	1:41.449
54	3.235	1:42.223
90	3.249	1:41.119
81	4.343	1:42.141
84	4.862	1:42.703
666	7.620	1:44.311
73	8.715	1:44.583
137	9.037	1:44.588
42	9.566	1:44.466
79	9.638	1:44.392
50	13.540	1:44.674
131	15.684	1:47.249
66	16.100	1:45.521
32	16.821	1:48.066
37	18.672	1:48.335
181	19.096	1:47.076
10	21.988	1:49.597
5	22.295	1:49.164
289	27.491	1:51.818
143	27.938	1:50.752
45	28.717	1:52.092
44	30.552	1:52.379
60	31.192	1:53.780
0	31.973	1:54.055
85	32.046	1:52.733
9	32.249	1:52.695
16	32.625	1:53.372
59	33.103	1:53.369
102	44.058	2:01.245
120	48.389	2:02.346
999	49.896	2:02.278
126	1:04.476	2:10.549

LAP 3 @ 16:56:00.315

NO	BEHIND	LAP TIME
198		1:40.404
47	0.916	1:40.571
48	4.509	1:42.559
90	5.021	1:42.176
54	5.856	1:43.025
81	5.988	1:42.049
84	7.172	1:42.714
666	11.725	1:44.509
137	12.857	1:44.224
79	13.366	1:44.132
73	13.377	1:45.066
42	15.000	1:45.838
50	17.300	1:44.164
66	22.213	1:46.517
131	22.784	1:47.504
32	23.009	1:46.592
181	26.787	1:48.095
37	28.265	1:49.997
5	30.198	1:48.307
10	30.295	1:48.711
143	37.241	1:49.707
289	39.195	1:52.108
45	39.785	1:51.472
44	41.966	1:51.818
85	42.258	1:50.616
60	43.125	1:52.337
0	43.782	1:52.213
9	45.461	1:53.616
16	46.006	1:53.785
59	46.597	1:53.898
102	1:07.560	2:03.906
120	1:09.756	2:01.771
999	1:11.123	2:01.631
126	1:34.299	2:10.227

LAP 4 @ 16:57:40.706

NO	BEHIND	LAP TIME
198		1:40.391
47	0.573	1:40.048
90	7.088	1:42.458
48	7.283	1:43.165
81	7.553	1:41.956
54	8.084	1:42.619
84	9.876	1:43.095
666	15.787	1:44.453
137	16.468	1:44.002
73	16.820	1:43.834
79	17.340	1:44.365
42	20.153	1:45.544
50	21.514	1:44.605
66	29.351	1:47.529
32	29.640	1:47.022
131	30.107	1:47.714
181	32.399	1:46.003
37	39.419	1:51.545
5	39.588	1:49.781
10	39.973	1:50.069
143	47.270	1:50.420
85	52.070	1:50.203
289	52.198	1:53.394
45	53.222	1:53.828
44	53.430	1:51.855
60	54.940	1:52.206
0	55.284	1:51.893
9	55.945	1:50.875
16	56.944	1:51.329
59	59.665	1:53.459
120	1:31.572	2:02.207
999	1:31.635	2:00.903
102	1:33.550	2:06.381

LAP 5 @ 16:59:21.364

NO	BEHIND	LAP TIME
198		1:40.658
47	0.520	1:40.605
81	7.384	1:40.489
48	9.816	1:43.191
54	10.386	1:42.960
90	11.834	1:45.404
84	12.488	1:43.270
666	17.866	1:42.737
73	20.379	1:44.217
79	20.624	1:43.942
137	22.018	1:46.208
126	1 Lap	2:10.507
42	24.523	1:45.028
50	24.695	1:43.839
66	35.796	1:47.103
131	37.580	1:48.131
181	37.740	1:45.999
32	37.962	1:48.980
37	49.248	1:50.487
10	49.953	1:50.638
5	50.076	1:51.146
143	56.712	1:50.100
85	1:00.129	1:48.717
289	1:02.294	1:50.754
45	1:02.866	1:50.302
44	1:03.429	1:50.657
0	1:05.798	1:51.172
60	1:06.984	1:52.702
16	1:07.523	1:51.237
9	1:10.427	1:55.140
59	1:15.810	1:56.803

LAP 6 @ 17:01:02.287

NO	BEHIND	LAP TIME
198		1:40.923
47	0.451	1:40.854
81	8.839	1:42.378
999	1 Lap	1:59.491
48	12.820	1:43.927
54	12.932	1:43.469
90	13.080	1:42.169
84	14.698	1:43.133
666	21.094	1:44.151
73	23.032	1:43.576
79	23.441	1:43.740
120	1 Lap	2:13.890
50	26.974	1:43.202
137	27.595	1:46.500
42	29.161	1:45.561
181	44.842	1:48.025
66	45.019	1:50.146
32	45.488	1:48.449
131	46.941	1:50.284
126	1 Lap	2:10.181
37	58.021	1:49.696
5	58.764	1:49.611
10	58.779	1:49.749
143	1:05.614	1:49.825
85	1:05.736	1:46.530
289	1:11.102	1:49.731
45	1:12.841	1:50.898
0	1:16.102	1:51.227
60	1:17.884	1:51.823
16	1:17.993	1:51.393
59	1:33.548	1:58.661

Weather / Track : Sunny / Dry

Brands Hatch GP
Circuit Length = 2.4332 miles
Start: 16:50 Flag 17:01 End: 17:03

BMCRC - MRO Championships 2018 - Rnd 6 @ Brands Hatch GP

BMCRC Thunderbike Sport & BMCRC Rookie Minitwins

RACE 15 - SECTOR ANALYSIS

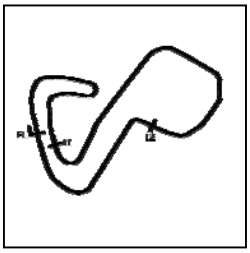

SECTOR 1 = FL to I1, SECTOR 2 = I1 to I2, SECTOR 3 = I2 to FL, DIFF = Difference To Personal Best Lap, P = Crossed Finish Line in Pit Lane, D = Time Disallowed

P1 198 Steven TOPPING Yamaha -

IDEAL LAP TIME : 1:39.874 BEST LAP TIME : 1:40.391 DIFFERENCE : 0.517

LAP	SECTOR 1	SECTOR 2	SECTOR 3	LAP TIME	MPH	DIFF	TIME OF DAY
1 -		45.120	23.834	1:45.947	82.68	5.556	16:52:38.483
2 -	32.142	45.516	23.770	1:41.428	86.36	1.037	16:54:19.911
3 -	***31.726***	44.810	23.868	1:40.404 **(2)**	87.24	0.013	16:56:00.315
4 -	31.899	44.843	23.649	***1:40.391*** **(1)**	***87.25***		***16:57:40.706***
5 -	32.510	***44.637***	***23.511***	1:40.658 **(3)**	87.02	0.267	16:59:21.364
6 -	31.792	45.311	23.820	1:40.923	86.79	0.532	17:01:02.287

P2 47 Thomas WATSON Yamaha - Motorsportdays.com TEA Time Racing

IDEAL LAP TIME : 1:39.695 BEST LAP TIME : 1:40.048 DIFFERENCE : 0.353

LAP	SECTOR 1	SECTOR 2	SECTOR 3	LAP TIME	MPH	DIFF	TIME OF DAY
1 -		45.542	23.968	1:47.519	81.47	7.471	16:52:40.055
2 -	32.123	44.696	23.786	1:40.605 **(3)**	87.07	0.557	16:54:20.660
3 -	32.042	44.489	24.040	1:40.571 **(2)**	87.10	0.523	16:56:01.231
4 -	31.785	***44.363***	23.900	***1:40.048*** **(1)**	***87.55***		***16:57:41.279***
5 -	32.361	44.680	***23.564***	1:40.605 **(3)**	87.07	0.557	16:59:21.884
6 -	***31.768***	44.945	24.141	1:40.854	86.85	0.806	17:01:02.738

P3 81 Malvern MAY Ducati -

IDEAL LAP TIME : 1:40.127 BEST LAP TIME : 1:40.489 DIFFERENCE : 0.362

LAP	SECTOR 1	SECTOR 2	SECTOR 3	LAP TIME	MPH	DIFF	TIME OF DAY
1 -		47.348	24.563	1:49.577	79.94	9.088	16:52:42.113
2 -	32.304	44.831	25.006	1:42.141	85.76	1.652	16:54:24.254
3 -	***31.571***	45.149	25.329	1:42.049 **(3)**	85.83	1.560	16:56:06.303
4 -	31.678	45.857	24.421	1:41.956 **(2)**	85.91	1.467	16:57:48.259
5 -	31.933	***44.646***	***23.910***	***1:40.489*** **(1)**	***87.17***		***16:59:28.748***
6 -	31.647	45.828	24.903	1:42.378	85.56	1.889	17:01:11.126

P4 48 Shaun WALLIS Yamaha - Watling Tyres

IDEAL LAP TIME : 1:41.101 BEST LAP TIME : 1:41.449 DIFFERENCE : 0.348

LAP	SECTOR 1	SECTOR 2	SECTOR 3	LAP TIME	MPH	DIFF	TIME OF DAY
1 -		45.951	***23.980***	1:48.280	80.89	6.831	16:52:40.816
2 -	***32.147***	***44.974***	24.328	***1:41.449*** **(1)**	***86.34***		***16:54:22.265***
3 -	32.573	45.540	24.446	1:42.559 **(2)**	85.41	1.110	16:56:04.824
4 -	32.607	45.998	24.560	1:43.165 **(3)**	84.91	1.716	16:57:47.989
5 -	32.931	46.079	24.181	1:43.191	84.88	1.742	16:59:31.180
6 -	32.612	46.539	24.776	1:43.927	84.28	2.478	17:01:15.107

P5 54 Adam JAMISON - AJ Racing

IDEAL LAP TIME : 1:42.012 BEST LAP TIME : 1:42.223 DIFFERENCE : 0.211

LAP	SECTOR 1	SECTOR 2	SECTOR 3	LAP TIME	MPH	DIFF	TIME OF DAY
1 -		45.872	24.557	1:48.387	80.81	6.164	16:52:40.923
2 -	32.433	***45.253***	24.537	***1:42.223*** **(1)**	***85.69***		***16:54:23.146***
3 -	32.766	45.500	24.759	1:43.025	85.02	0.802	16:56:06.171
4 -	32.382	45.804	***24.433***	1:42.619 **(2)**	85.36	0.396	16:57:48.790
5 -	32.536	45.824	24.600	1:42.960 **(3)**	85.08	0.737	16:59:31.750
6 -	***32.326***	46.357	24.786	1:43.469	84.66	1.246	17:01:15.219

P6 90 Edward WATSON Yamaha - Motorsportdays.com TEA Time Racing

IDEAL LAP TIME : 1:40.941 BEST LAP TIME : 1:41.119 DIFFERENCE : 0.178

LAP	SECTOR 1	SECTOR 2	SECTOR 3	LAP TIME	MPH	DIFF	TIME OF DAY
1 -		46.446	***23.975***	1:49.505	79.99	8.386	16:52:42.041
2 -	32.089	***44.928***	24.102	***1:41.119*** **(1)**	***86.62***		***16:54:23.160***
3 -	32.342	45.467	24.367	1:42.176 **(3)**	85.73	1.057	16:56:05.336
4 -	32.570	45.741	24.147	1:42.458	85.49	1.339	16:57:47.794
5 -	33.930	47.307	24.167	1:45.404	83.10	4.285	16:59:33.198

Weather / Track : Sunny / Dry

Brands Hatch GP
Circuit Length = 2.4332 miles
Start: 16:50 Flag 17:01 End: 17:03

BMCRC - MRO Championships 2018 - Rnd 6 @ Brands Hatch GP

BMCRC Thunderbike Sport & BMCRC Rookie Minitwins

RACE 15 - SECTOR ANALYSIS

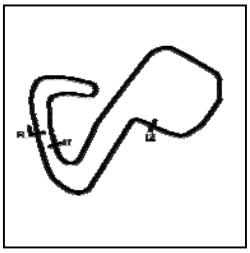

SECTOR 1 = FL to I1, SECTOR 2 = I1 to I2, SECTOR 3 = I2 to FL, DIFF = Difference To Personal Best Lap, P = Crossed Finish Line in Pit Lane, D = Time Disallowed

6 -	***32.038***	45.678	24.453	1:42.169 **(2)**	85.73	1.050	17:01:15.367

P7 84 Ricardo BRANCO Suzuki - IMP Racing

IDEAL LAP TIME : 1:42.163 BEST LAP TIME : 1:42.703 DIFFERENCE : 0.540

LAP	SECTOR 1	SECTOR 2	SECTOR 3	LAP TIME	MPH	DIFF	TIME OF DAY
1 -		46.148	***24.163***	1:49.534	79.97	6.831	16:52:42.070
2 -	32.777	***45.283***	24.643	***1:42.703*** **(1)**	***85.29***		***16:54:24.773***
3 -	32.794	45.610	24.310	1:42.714 **(2)**	85.28	0.011	16:56:07.487
4 -	33.056	45.620	24.419	1:43.095 **(3)**	84.96	0.392	16:57:50.582
5 -	***32.717***	46.307	24.246	1:43.270	84.82	0.567	16:59:33.852
6 -	32.835	45.713	24.585	1:43.133	84.93	0.430	17:01:16.985

P8 666 R Shane BEASLEY Kawasaki -

IDEAL LAP TIME : 1:42.737 BEST LAP TIME : 1:42.737 DIFFERENCE : 0.000

LAP	SECTOR 1	SECTOR 2	SECTOR 3	LAP TIME	MPH	DIFF	TIME OF DAY
1 -		47.053	24.069	1:50.684	79.14	7.947	16:52:43.220
2 -	33.652	46.397	24.262	1:44.311 **(3)**	83.97	1.574	16:54:27.531
3 -	33.760	46.462	24.287	1:44.509	83.81	1.772	16:56:12.040
4 -	33.676	46.416	24.361	1:44.453	83.86	1.716	16:57:56.493
5 -	***33.057***	***45.701***	***23.979***	***1:42.737*** **(1)**	***85.26***		***16:59:39.230***
6 -	33.275	46.651	24.225	1:44.151 **(2)**	84.10	1.414	17:01:23.381

P9 73 Vincent LEWIN Suzuki - vinitwinracing.co.uk

IDEAL LAP TIME : 1:43.235 BEST LAP TIME : 1:43.576 DIFFERENCE : 0.341

LAP	SECTOR 1	SECTOR 2	SECTOR 3	LAP TIME	MPH	DIFF	TIME OF DAY
1 -		46.913	24.515	1:51.507	78.55	7.931	16:52:44.043
2 -	33.180	46.653	24.750	1:44.583	83.75	1.007	16:54:28.626
3 -	33.287	47.126	24.653	1:45.066	83.37	1.490	16:56:13.692
4 -	32.939	46.461	***24.434***	1:43.834 **(2)**	84.36	0.258	16:57:57.526
5 -	***32.742***	46.821	24.654	1:44.217 **(3)**	84.05	0.641	16:59:41.743
6 -	32.902	***46.059***	24.615	***1:43.576*** **(1)**	***84.57***		***17:01:25.319***

P10 79 R Tommy HEMPHILL Suzuki -

IDEAL LAP TIME : 1:43.395 BEST LAP TIME : 1:43.740 DIFFERENCE : 0.345

LAP	SECTOR 1	SECTOR 2	SECTOR 3	LAP TIME	MPH	DIFF	TIME OF DAY
1 -		47.544	24.260	1:52.621	77.78	8.881	16:52:45.157
2 -	33.551	46.752	***24.089***	1:44.392	83.91	0.652	16:54:29.549
3 -	***32.889***	46.840	24.403	1:44.132 **(3)**	84.12	0.392	16:56:13.681
4 -	33.512	46.474	24.379	1:44.365	83.93	0.625	16:57:58.046
5 -	33.033	46.586	24.323	1:43.942 **(2)**	84.27	0.202	16:59:41.988
6 -	32.973	***46.417***	24.350	***1:43.740*** **(1)**	***84.44***		***17:01:25.728***

P11 50 Paul ROBSON Suzuki - RBProperty services & Environment Lighting

IDEAL LAP TIME : 1:43.083 BEST LAP TIME : 1:43.202 DIFFERENCE : 0.119

LAP	SECTOR 1	SECTOR 2	SECTOR 3	LAP TIME	MPH	DIFF	TIME OF DAY
1 -		47.964	24.735	1:56.241	75.35	13.039	16:52:48.777
2 -	33.498	46.313	24.863	1:44.674	83.68	1.472	16:54:33.451
3 -	***33.016***	46.703	24.445	1:44.164 **(3)**	84.09	0.962	16:56:17.615
4 -	33.466	46.801	24.338	1:44.605	83.74	1.403	16:58:02.220
5 -	33.654	45.977	***24.208***	1:43.839 **(2)**	84.35	0.637	16:59:46.059
6 -	33.045	***45.859***	24.298	***1:43.202*** **(1)**	***84.88***		***17:01:29.261***

P12 137 RMT Charlie CRAWT Suzuki - Pass Bike Motorcycle Training Ltd

IDEAL LAP TIME : 1:43.796 BEST LAP TIME : 1:44.002 DIFFERENCE : 0.206

LAP	SECTOR 1	SECTOR 2	SECTOR 3	LAP TIME	MPH	DIFF	TIME OF DAY
1 -		47.648	24.554	1:51.824	78.33	7.822	16:52:44.360
2 -	33.194	46.657	24.737	1:44.588 **(3)**	83.75	0.586	16:54:28.948
3 -	***33.157***	46.581	***24.486***	1:44.224 **(2)**	84.04	0.222	16:56:13.172

Weather / Track : Sunny / Dry

Brands Hatch GP
Circuit Length = 2.4332 miles
Start: 16:50 Flag 17:01 End: 17:03

BMCRC - MRO Championships 2018 - Rnd 6 @ Brands Hatch GP

BMCRC Thunderbike Sport & BMCRC Rookie Minitwins

RACE 15 - SECTOR ANALYSIS

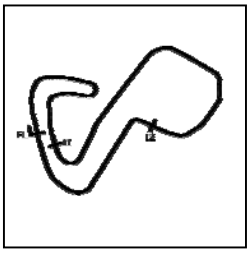

SECTOR 1 = FL to I1, SECTOR 2 = I1 to I2, SECTOR 3 = I2 to FL, DIFF = Difference To Personal Best Lap, P = Crossed Finish Line in Pit Lane, D = Time Disallowed

4 -	33.312	***46.153***	24.537	***1:44.002*** **(1)**	***84.22***		***16:57:57.174***
5 -	33.677	47.177	25.354	1:46.208	82.47	2.206	16:59:43.382
6 -	33.858	47.394	25.248	1:46.500	82.25	2.498	17:01:29.882

P13 42 R Scott MILLER Yamaha -

IDEAL LAP TIME : 1:44.388 BEST LAP TIME : 1:44.466 DIFFERENCE : 0.078

LAP	SECTOR 1	SECTOR 2	SECTOR 3	LAP TIME	MPH	DIFF	TIME OF DAY
1 -		47.532	24.560	1:52.475	77.88	8.009	16:52:45.011
2 -	33.357	***46.760***	***24.349***	***1:44.466*** **(1)**	***83.85***		***16:54:29.477***
3 -	33.752	47.017	25.069	1:45.838	82.76	1.372	16:56:15.315
4 -	33.733	46.821	24.990	1:45.544 **(3)**	82.99	1.078	16:58:00.859
5 -	***33.279***	46.830	24.919	1:45.028 **(2)**	83.40	0.562	16:59:45.887
6 -	33.750	46.888	24.923	1:45.561	82.98	1.095	17:01:31.448

P14 181 RMT Robert FRANKLIN Suzuki - RCF GARDENS

IDEAL LAP TIME : 1:45.558 BEST LAP TIME : 1:45.999 DIFFERENCE : 0.441

LAP	SECTOR 1	SECTOR 2	SECTOR 3	LAP TIME	MPH	DIFF	TIME OF DAY
1 -		50.864	25.759	1:59.395	73.36	13.396	16:52:51.931
2 -	33.535	47.996	25.545	1:47.076 **(3)**	81.80	1.077	16:54:39.007
3 -	34.028	48.698	25.369	1:48.095	81.03	2.096	16:56:27.102
4 -	33.362	47.584	***25.057***	1:46.003 **(2)**	82.63	0.004	16:58:13.105
5 -	***33.131***	***47.370***	25.498	***1:45.999*** **(1)**	***82.64***		***16:59:59.104***
6 -	33.677	48.950	25.398	1:48.025	81.09	2.026	17:01:47.129

P15 66 Mark SMITH Yamaha - MHP EXHAUST`S

IDEAL LAP TIME : 1:45.222 BEST LAP TIME : 1:45.521 DIFFERENCE : 0.299

LAP	SECTOR 1	SECTOR 2	SECTOR 3	LAP TIME	MPH	DIFF	TIME OF DAY
1 -		49.342	24.990	1:57.954	74.26	12.433	16:52:50.490
2 -	***33.343***	***47.244***	24.934	***1:45.521*** **(1)**	***83.01***		***16:54:36.011***
3 -	34.133	47.505	24.879	1:46.517 **(2)**	82.23	0.996	16:56:22.528
4 -	33.752	48.291	25.486	1:47.529	81.46	2.008	16:58:10.057
5 -	34.282	48.067	24.754	1:47.103 **(3)**	81.78	1.582	16:59:57.160
6 -	34.155	51.356	***24.635***	1:50.146	79.52	4.625	17:01:47.306

P16 32 Thomas WILLIAMS Honda -

IDEAL LAP TIME : 1:46.427 BEST LAP TIME : 1:46.592 DIFFERENCE : 0.165

LAP	SECTOR 1	SECTOR 2	SECTOR 3	LAP TIME	MPH	DIFF	TIME OF DAY
1 -		48.771	24.919	1:56.130	75.43	9.538	16:52:48.666
2 -	35.165	48.125	24.776	1:48.066 **(3)**	81.06	1.474	16:54:36.732
3 -	***34.147***	***47.612***	24.833	***1:46.592*** **(1)**	***82.18***		***16:56:23.324***
4 -	34.633	47.721	***24.668***	1:47.022 **(2)**	81.85	0.430	16:58:10.346
5 -	34.445	47.936	26.599	1:48.980	80.38	2.388	16:59:59.326
6 -	34.360	49.198	24.891	1:48.449	80.77	1.857	17:01:47.775

P17 131 RMT Christopher EVANS Suzuki - C.E PILATES / ANDESIGN

IDEAL LAP TIME : 1:46.856 BEST LAP TIME : 1:47.249 DIFFERENCE : 0.393

LAP	SECTOR 1	SECTOR 2	SECTOR 3	LAP TIME	MPH	DIFF	TIME OF DAY
1 -		49.105	***25.214***	1:55.810	75.63	8.561	16:52:48.346
2 -	34.367	***47.589***	25.293	***1:47.249*** **(1)**	***81.67***		***16:54:35.595***
3 -	***34.053***	48.193	25.258	1:47.504 **(2)**	81.48	0.255	16:56:23.099
4 -	34.302	47.782	25.630	1:47.714 **(3)**	81.32	0.465	16:58:10.813
5 -	34.301	48.358	25.472	1:48.131	81.01	0.882	16:59:58.944
6 -	35.522	49.445	25.317	1:50.284	79.42	3.035	17:01:49.228

P18 37 R Ricky WOODS Suzuki - RW Racing

IDEAL LAP TIME : 1:48.156 BEST LAP TIME : 1:48.335 DIFFERENCE : 0.179

LAP	SECTOR 1	SECTOR 2	SECTOR 3	LAP TIME	MPH	DIFF	TIME OF DAY
1 -		49.215	***25.175***	1:57.712	74.41	9.377	16:52:50.248

Weather / Track : Sunny / Dry

Brands Hatch GP
Circuit Length = 2.4332 miles
Start: 16:50 Flag 17:01 End: 17:03

BMCRC - MRO Championships 2018 - Rnd 6 @ Brands Hatch GP

BMCRC Thunderbike Sport & BMCRC Rookie Minitwins

RACE 15 - SECTOR ANALYSIS

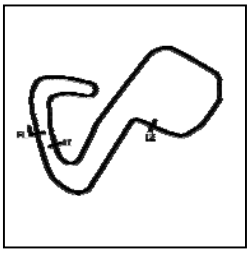

SECTOR 1 = FL to I1, SECTOR 2 = I1 to I2, SECTOR 3 = I2 to FL, DIFF = Difference To Personal Best Lap, P = Crossed Finish Line in Pit Lane, D = Time Disallowed

2 -	***34.260***	***48.721***	25.354	***1:48.335*** **(1)**	***80.85***		***16:54:38.583***
3 -	34.733	49.435	25.829	1:49.997 **(3)**	79.63	1.662	16:56:28.580
4 -	35.454	49.981	26.110	1:51.545	78.53	3.210	16:58:20.125
5 -	34.859	49.800	25.828	1:50.487	79.28	2.152	17:00:10.612
6 -	34.941	49.461	25.294	1:49.696 **(2)**	79.85	1.361	17:02:00.308

P19 5 R William YOUNG Yamaha - RoyBoy's Racing , RPH Carpentry Ltd

IDEAL LAP TIME : 1:48.129 BEST LAP TIME : 1:48.307 DIFFERENCE : 0.178

LAP	SECTOR 1	SECTOR 2	SECTOR 3	LAP TIME	MPH	DIFF	TIME OF DAY
1 -		50.117	26.357	2:00.506	72.69	12.199	16:52:53.042
2 -	34.405	48.992	25.767	1:49.164 **(2)**	80.24	0.857	16:54:42.206
3 -	34.444	***48.504***	***25.359***	***1:48.307*** **(1)**	***80.87***		***16:56:30.513***
4 -	***34.266***	49.530	25.985	1:49.781	79.79	1.474	16:58:20.294
5 -	35.277	49.447	26.422	1:51.146	78.81	2.839	17:00:11.440
6 -	34.505	49.147	25.959	1:49.611 **(3)**	79.91	1.304	17:02:01.051

P20 10 RMT Ashley MITCHELL Suzuki -

IDEAL LAP TIME : 1:48.404 BEST LAP TIME : 1:48.711 DIFFERENCE : 0.307

LAP	SECTOR 1	SECTOR 2	SECTOR 3	LAP TIME	MPH	DIFF	TIME OF DAY
1 -		50.948	26.181	1:59.766	73.14	11.055	16:52:52.302
2 -	34.337	49.293	25.967	1:49.597 **(2)**	79.92	0.886	16:54:41.899
3 -	34.345	***48.565***	25.801	***1:48.711*** **(1)**	***80.57***		***16:56:30.610***
4 -	***34.264***	49.765	26.040	1:50.069	79.58	1.358	16:58:20.679
5 -	34.627	49.928	26.083	1:50.638	79.17	1.927	17:00:11.317
6 -	34.870	49.304	***25.575***	1:49.749 **(3)**	79.81	1.038	17:02:01.066

P21 143 Robert DAVIE Suzuki -

IDEAL LAP TIME : 1:49.488 BEST LAP TIME : 1:49.707 DIFFERENCE : 0.219

LAP	SECTOR 1	SECTOR 2	SECTOR 3	LAP TIME	MPH	DIFF	TIME OF DAY
1 -		51.613	***25.667***	2:04.561	70.32	14.854	16:52:57.097
2 -	35.275	49.653	25.824	1:50.752	79.09	1.045	16:54:47.849
3 -	34.909	***48.959***	25.839	***1:49.707*** **(1)**	***79.84***		***16:56:37.556***
4 -	35.002	49.294	26.124	1:50.420	79.33	0.713	16:58:27.976
5 -	***34.862***	49.285	25.953	1:50.100 **(3)**	79.56	0.393	17:00:18.076
6 -	34.925	49.019	25.881	1:49.825 **(2)**	79.76	0.118	17:02:07.901

P22 85 Andrew KITE Ducati - Red Rebel Racing

IDEAL LAP TIME : 1:46.530 BEST LAP TIME : 1:46.530 DIFFERENCE : 0.000

LAP	SECTOR 1	SECTOR 2	SECTOR 3	LAP TIME	MPH	DIFF	TIME OF DAY
1 -		51.714	26.942	2:06.688	69.14	20.158	16:52:59.224
2 -	36.290	49.906	26.537	1:52.733	77.70	6.203	16:54:51.957
3 -	36.004	49.019	25.593	1:50.616	79.19	4.086	16:56:42.573
4 -	34.945	49.138	26.120	1:50.203 **(3)**	79.48	3.673	16:58:32.776
5 -	35.435	48.134	25.148	1:48.717 **(2)**	80.57	2.187	17:00:21.493
6 -	***34.399***	***47.542***	***24.589***	***1:46.530*** **(1)**	***82.22***		***17:02:08.023***

P23 289 RMT Philip HORNE Suzuki -

IDEAL LAP TIME : 1:49.731 BEST LAP TIME : 1:49.731 DIFFERENCE : 0.000

LAP	SECTOR 1	SECTOR 2	SECTOR 3	LAP TIME	MPH	DIFF	TIME OF DAY
1 -		51.514	26.452	2:03.048	71.19	13.317	16:52:55.584
2 -	35.043	49.831	26.944	1:51.818 **(3)**	78.34	2.087	16:54:47.402
3 -	35.094	50.319	26.695	1:52.108	78.13	2.377	16:56:39.510
4 -	35.598	51.063	26.733	1:53.394	77.25	3.663	16:58:32.904
5 -	34.869	49.605	26.280	1:50.754 **(2)**	79.09	1.023	17:00:23.658
6 -	***34.712***	***49.350***	***25.669***	***1:49.731*** **(1)**	***79.83***		***17:02:13.389***

Weather / Track : Sunny / Dry

Brands Hatch GP
Circuit Length = 2.4332 miles
Start: 16:50 Flag 17:01 End: 17:03

BMCRC - MRO Championships 2018 - Rnd 6 @ Brands Hatch GP

BMCRC Thunderbike Sport & BMCRC Rookie Minitwins

RACE 15 - SECTOR ANALYSIS

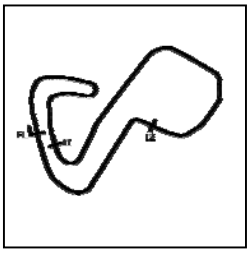

SECTOR 1 = FL to I1, SECTOR 2 = I1 to I2, SECTOR 3 = I2 to FL, DIFF = Difference To Personal Best Lap, P = Crossed Finish Line in Pit Lane, D = Time Disallowed

P24 45 R John FORTEY Suzuki - House of Gain Gym

IDEAL LAP TIME : 1:50.104 BEST LAP TIME : 1:50.302 DIFFERENCE : 0.198

LAP	SECTOR 1	SECTOR 2	SECTOR 3	LAP TIME	MPH	DIFF	TIME OF DAY
1 -		52.238	26.438	2:04.000	70.64	13.698	16:52:56.536
2 -	35.773	49.677	26.642	1:52.092	78.14	1.790	16:54:48.628
3 -	35.262	49.929	26.281	1:51.472 (3)	78.58	1.170	16:56:40.100
4 -	35.716	50.682	27.430	1:53.828	76.95	3.526	16:58:33.928
5 -	35.093	***49.186***	***26.023***	***1:50.302 (1)***	***79.41***		***17:00:24.230***
6 -	***34.895***	49.306	26.697	1:50.898 (2)	78.99	0.596	17:02:15.128

P25 0 RMT Luke STANLEY Suzuki - MOREMOTO

IDEAL LAP TIME : 1:50.856 BEST LAP TIME : 1:51.172 DIFFERENCE : 0.316

LAP	SECTOR 1	SECTOR 2	SECTOR 3	LAP TIME	MPH	DIFF	TIME OF DAY
1 -		52.457	26.666	2:05.293	69.91	14.121	16:52:57.829
2 -	36.519	50.992	26.544	1:54.055	76.80	2.883	16:54:51.884
3 -	35.305	50.690	26.218	1:52.213	78.06	1.041	16:56:44.097
4 -	35.380	50.225	26.288	1:51.893 (3)	78.28	0.721	16:58:35.990
5 -	35.243	***49.935***	***25.994***	***1:51.172 (1)***	***78.79***		***17:00:27.162***
6 -	***34.927***	50.118	26.182	1:51.227 (2)	78.75	0.055	17:02:18.389

P26 60 RMT Adam RIDGWELL Suzuki -

IDEAL LAP TIME : 1:51.320 BEST LAP TIME : 1:51.823 DIFFERENCE : 0.503

LAP	SECTOR 1	SECTOR 2	SECTOR 3	LAP TIME	MPH	DIFF	TIME OF DAY
1 -		51.554	26.856	2:04.787	70.19	12.964	16:52:57.323
2 -	36.898	50.166	26.716	1:53.780	76.98	1.957	16:54:51.103
3 -	35.603	50.064	26.670	1:52.337 (3)	77.97	0.514	16:56:43.440
4 -	35.675	50.119	26.412	1:52.206 (2)	78.06	0.383	16:58:35.646
5 -	***35.293***	50.602	26.807	1:52.702	77.72	0.879	17:00:28.348
6 -	35.796	***49.660***	***26.367***	***1:51.823 (1)***	***78.33***		***17:02:20.171***

P27 16 Geoff LANSDELL Suzuki - EPG Domestic

IDEAL LAP TIME : 1:50.990 BEST LAP TIME : 1:51.237 DIFFERENCE : 0.247

LAP	SECTOR 1	SECTOR 2	SECTOR 3	LAP TIME	MPH	DIFF	TIME OF DAY
1 -		52.606	26.461	2:06.628	69.17	15.391	16:52:59.164
2 -	35.736	51.065	26.571	1:53.372	77.26	2.135	16:54:52.536
3 -	36.567	51.050	26.168	1:53.785	76.98	2.548	16:56:46.321
4 -	35.681	49.698	25.950	1:51.329 (2)	78.68	0.092	16:58:37.650
5 -	***35.458***	49.829	25.950	***1:51.237 (1)***	***78.74***		***17:00:28.887***
6 -	35.861	***49.632***	***25.900***	1:51.393 (3)	78.63	0.156	17:02:20.280

P28 59 RMT Benn RIDGWELL Suzuki -

IDEAL LAP TIME : 1:52.761 BEST LAP TIME : 1:53.369 DIFFERENCE : 0.608

LAP	SECTOR 1	SECTOR 2	SECTOR 3	LAP TIME	MPH	DIFF	TIME OF DAY
1 -		53.138	26.353	2:07.109	68.91	13.740	16:52:59.645
2 -	36.518	***50.573***	***26.278***	***1:53.369 (1)***	***77.26***		***16:54:53.014***
3 -	36.501	50.991	26.406	1:53.898 (3)	76.90	0.529	16:56:46.912
4 -	***35.910***	50.657	26.892	1:53.459 (2)	77.20	0.090	16:58:40.371
5 -	37.105	51.585	28.113	1:56.803	74.99	3.434	17:00:37.174
6 -	38.206	52.616	27.839	1:58.661	73.82	5.292	17:02:35.835

P29 999 R Simon READ Yamaha -

IDEAL LAP TIME : 1:59.260 BEST LAP TIME : 1:59.491 DIFFERENCE : 0.231

LAP	SECTOR 1	SECTOR 2	SECTOR 3	LAP TIME	MPH	DIFF	TIME OF DAY
1 -		55.200	29.263	2:14.993	64.89	15.502	16:53:07.529
2 -	39.970	54.190	28.118	2:02.278	71.63	2.787	16:55:09.807
3 -	40.020	54.008	27.603	2:01.631 (3)	72.01	2.140	16:57:11.438
4 -	***39.051***	54.223	27.629	2:00.903 (2)	72.45	1.412	16:59:12.341
5 -	39.282	***52.713***	***27.496***	***1:59.491 (1)***	***73.30***		***17:01:11.832***

Weather / Track : Sunny / Dry

Brands Hatch GP
Circuit Length = 2.4332 miles
Start: 16:50 Flag 17:01 End: 17:03

BMCRC - MRO Championships 2018 - Rnd 6 @ Brands Hatch GP

BMCRC Thunderbike Sport & BMCRC Rookie Minitwins

RACE 15 - SECTOR ANALYSIS

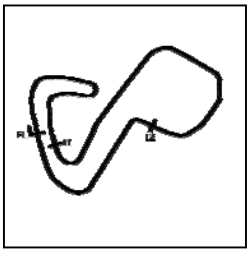

SECTOR 1 = FL to I1, SECTOR 2 = I1 to I2, SECTOR 3 = I2 to FL, DIFF = Difference To Personal Best Lap, P = Crossed Finish Line in Pit Lane, D = Time Disallowed

P30 120 RMT Ian MITCHELL Suzuki - LID365.com

IDEAL LAP TIME : 2:01.325 BEST LAP TIME : 2:01.771 DIFFERENCE : 0.446

LAP	SECTOR 1	SECTOR 2	SECTOR 3	LAP TIME	MPH	DIFF	TIME OF DAY
1 -		55.162	28.858	2:13.418	65.65	11.647	16:53:05.954
2 -	39.585	54.576	28.185	2:02.346 (3)	71.59	0.575	16:55:08.300
3 -	38.984	54.714	***28.073***	***2:01.771 (1)***	***71.93***		***16:57:10.071***
4 -	39.325	***54.447***	28.435	2:02.207 (2)	71.68	0.436	16:59:12.278
5 -	***38.805***	1:01.684	33.401	2:13.890	65.42	12.119	17:01:26.168

P31 126 R Damien LECHAUVE Ktm -

IDEAL LAP TIME : 2:08.900 BEST LAP TIME : 2:10.181 DIFFERENCE : 1.281

LAP	SECTOR 1	SECTOR 2	SECTOR 3	LAP TIME	MPH	DIFF	TIME OF DAY
1 -		***58.684***	30.826	2:21.302	61.99	11.121	16:53:13.838
2 -	40.577	59.360	30.612	2:10.549	67.10	0.368	16:55:24.387
3 -	40.116	59.274	30.837	2:10.227 (2)	67.26	0.046	16:57:34.614
4 -	40.589	59.715	***30.203***	2:10.507 (3)	67.12	0.326	16:59:45.121
5 -	***40.013***	59.539	30.629	***2:10.181 (1)***	***67.28***		***17:01:55.302***

P32 44 RMT Tony PARKER Suzuki - Emerald Elevators

IDEAL LAP TIME : 1:48.906 BEST LAP TIME : 1:50.657 DIFFERENCE : 1.751

LAP	SECTOR 1	SECTOR 2	SECTOR 3	LAP TIME	MPH	DIFF	TIME OF DAY
1 -		52.661	26.169	2:05.548	69.77	14.891	16:52:58.084
2 -	35.170	50.491	26.718	1:52.379	77.94	1.722	16:54:50.463
3 -	35.032	50.384	26.402	1:51.818 (2)	78.34	1.161	16:56:42.281
4 -	34.995	49.841	27.019	1:51.855 (3)	78.31	1.198	16:58:34.136
5 -	34.951	49.981	***25.725***	***1:50.657 (1)***	***79.16***		***17:00:24.793***

P33 9 RMT Andrew WATSON Suzuki - TEA Time Racing

IDEAL LAP TIME : 1:50.875 BEST LAP TIME : 1:50.875 DIFFERENCE : 0.000

LAP	SECTOR 1	SECTOR 2	SECTOR 3	LAP TIME	MPH	DIFF	TIME OF DAY
1 -		52.683	26.065	2:06.929	69.01	16.054	16:52:59.465
2 -	35.731	51.277	25.687	1:52.695 (2)	77.73	1.820	16:54:52.160
3 -	36.348	51.256	26.012	1:53.616 (3)	77.10	2.741	16:56:45.776
4 -	***34.821***	***50.644***	***25.410***	***1:50.875 (1)***	***79.00***		***16:58:36.651***
5 -	34.996	50.913	29.231	1:55.140	76.07	4.265	17:00:31.791

P34 102 R James TEGG Honda - Teggy102 Racing

IDEAL LAP TIME : 1:59.310 BEST LAP TIME : 2:01.245 DIFFERENCE : 1.935

LAP	SECTOR 1	SECTOR 2	SECTOR 3	LAP TIME	MPH	DIFF	TIME OF DAY
1 -		***54.562***	***27.094***	2:10.188	67.28	8.943	16:53:02.724
2 -	***37.654***	54.953	28.638	***2:01.245 (1)***	***72.24***		***16:55:03.969***
3 -	38.638	56.058	29.210	2:03.906 (2)	70.69	2.661	16:57:07.875
4 -	39.933	57.944	28.504	2:06.381 (3)	69.31	5.136	16:59:14.256

P35 33 R Mark LAWRENCE Honda - Sarky racing

IDEAL LAP TIME : 11:03.969 BEST LAP TIME : DIFFERENCE :

LAP	SECTOR 1	SECTOR 2	SECTOR 3	LAP TIME	MPH	DIFF	TIME OF DAY
1 -		***53.768***	***26.801***	2:09.462	67.66		16:53:01.998

Weather / Track : Sunny / Dry

Brands Hatch GP
Circuit Length = 2.4332 miles
Start: 16:50 Flag 17:01 End: 17:03

BMCRC - MRO Championships 2018 - Rnd 6 @ Brands Hatch GP

BMCRC Thunderbike Sport & BMCRC Rookie Minitwins

RACE 15 - BEST SECTORS

	SECTOR 1			SECTOR 2			SECTOR 3		
POS	NO	NAME	TIME	NO	NAME	TIME	NO	NAME	TIME
1	81	MAY	31.571	47	WATSON	44.363	198	TOPPING	23.511
2	198	TOPPING	31.726	198	TOPPING	44.637	47	WATSON	23.564
3	47	WATSON	31.768	81	MAY	44.646	81	MAY	23.910
4	90	WATSON	32.038	90	WATSON	44.928	90	WATSON	23.975
5	48	WALLIS	32.147	48	WALLIS	44.974	666	BEASLEY	23.979
6	54	JAMISON	32.326	54	JAMISON	45.253	48	WALLIS	23.980
7	84	BRANCO	32.717	84	BRANCO	45.283	79	HEMPHILL	24.089
8	73	LEWIN	32.742	666	BEASLEY	45.701	84	BRANCO	24.163
9	79	HEMPHILL	32.889	50	ROBSON	45.859	50	ROBSON	24.208
10	50	ROBSON	33.016	73	LEWIN	46.059	42	MILLER	24.349
11	666	BEASLEY	33.057	137	CRAWT	46.153	54	JAMISON	24.433
12	181	FRANKLIN	33.131	79	HEMPHILL	46.417	73	LEWIN	24.434
13	137	CRAWT	33.157	42	MILLER	46.760	137	CRAWT	24.486
14	42	MILLER	33.279	66	SMITH	47.244	85	KITE	24.589
15	66	SMITH	33.343	181	FRANKLIN	47.370	66	SMITH	24.635
16	131	EVANS	34.053	85	KITE	47.542	32	WILLIAMS	24.668
17	32	WILLIAMS	34.147	131	EVANS	47.589	181	FRANKLIN	25.057
18	37	WOODS	34.260	32	WILLIAMS	47.612	37	WOODS	25.175
19	10	MITCHELL	34.264	5	YOUNG	48.504	131	EVANS	25.214
20	5	YOUNG	34.266	10	MITCHELL	48.565	5	YOUNG	25.359
21	44	PARKER	34.368	37	WOODS	48.721	9	WATSON	25.410
22	85	KITE	34.399	44	PARKER	48.813	10	MITCHELL	25.575
23	289	HORNE	34.712	143	DAVIE	48.959	143	DAVIE	25.667
24	9	WATSON	34.821	45	FORTEY	49.186	289	HORNE	25.669
25	143	DAVIE	34.862	289	HORNE	49.350	44	PARKER	25.725
26	45	FORTEY	34.895	16	LANSDELL	49.632	16	LANSDELL	25.900
27	0	STANLEY	34.927	60	RIDGWELL	49.660	0	STANLEY	25.994
28	60	RIDGWELL	35.293	0	STANLEY	49.935	45	FORTEY	26.023
29	16	LANSDELL	35.458	59	RIDGWELL	50.573	59	RIDGWELL	26.278
30	59	RIDGWELL	35.910	9	WATSON	50.644	60	RIDGWELL	26.367
31	102	TEGG	37.654	999	READ	52.713	33	LAWRENCE	26.801
32	120	MITCHELL	38.805	33	LAWRENCE	53.768	102	TEGG	27.094
33	999	READ	39.051	120	MITCHELL	54.447	999	READ	27.496
34	126	LECHAUVE	40.013	102	TEGG	54.562	120	MITCHELL	28.073
35	33	LAWRENCE	9:43.400	126	LECHAUVE	58.684	126	LECHAUVE	30.203
36									
37									
38									
39									

IDEAL / BEST COMPARISON					
		PERFECT LAP	1:39.445		
POS	NO	NAME	IDEAL	BEST	DIFF
1	47	WATSON	1:39.695	1:40.048	0.353
2	198	TOPPING	1:39.874	1:40.391	0.517
3	81	MAY	1:40.127	1:40.489	0.362
4	90	WATSON	1:40.941	1:41.119	0.178
5	48	WALLIS	1:41.101	1:41.449	0.348
6	54	JAMISON	1:42.012	1:42.223	0.211
7	84	BRANCO	1:42.163	1:42.703	0.540
8	666	BEASLEY	1:42.737	1:42.737	0.000
9	50	ROBSON	1:43.083	1:43.202	0.119
10	73	LEWIN	1:43.235	1:43.576	0.341
11	79	HEMPHILL	1:43.395	1:43.740	0.345
12	137	CRAWT	1:43.796	1:44.002	0.206
13	42	MILLER	1:44.388	1:44.466	0.078
14	66	SMITH	1:45.222	1:45.521	0.299
15	181	FRANKLIN	1:45.558	1:45.999	0.441
16	32	WILLIAMS	1:46.427	1:46.592	0.165
17	85	KITE	1:46.530	1:46.530	0.000
18	131	EVANS	1:46.856	1:47.249	0.393
19	5	YOUNG	1:48.129	1:48.307	0.178
20	37	WOODS	1:48.156	1:48.335	0.179
21	10	MITCHELL	1:48.404	1:48.711	0.307
22	44	PARKER	1:48.906	1:50.657	1.751
23	143	DAVIE	1:49.488	1:49.707	0.219
24	289	HORNE	1:49.731	1:49.731	0.000
25	45	FORTEY	1:50.104	1:50.302	0.198
26	0	STANLEY	1:50.856	1:51.172	0.316
27	9	WATSON	1:50.875	1:50.875	0.000
28	16	LANSDELL	1:50.990	1:51.237	0.247
29	60	RIDGWELL	1:51.320	1:51.823	0.503
30	59	RIDGWELL	1:52.761	1:53.369	0.608
31	999	READ	1:59.260	1:59.491	0.231
32	102	TEGG	1:59.310	2:01.245	1.935
33	120	MITCHELL	2:01.325	2:01.771	0.446
34	126	LECHAUVE	2:08.900	2:10.181	1.281
35	33	LAWRENCE	11:03.969		

Weather / Track : Sunny / Dry

Brands Hatch GP
Circuit Length = 2.4332 miles
Start: 16:50 Flag 17:01 End: 17:03

Results can be found at www.tsl-timing.com

Printed - 17:04 Saturday, 07 July 2018

BMCRC - MRO Championships 2018 - Rnd 6 @ Brands Hatch GP

BMCRC Thunderbike Sport & BMCRC Rookie Minitwins

RACE 5 - GRID (7 Laps)

ROW 15	45	44 **117** Jordan HARRIS	43 **23** Claire BECKETT
ROW 14	42 **179** Gavin WHITE	41 **62** Ben MITCHELL	40 **20** Jose TOUCEDA
ROW 13	39 **147** Matthew MAY	38 **152** Jason ALLEN	37 **72** Kevin MILLER
ROW 12	36 **75** Stewart MAY	35 **33** Mark LAWRENCE	34 **126** 2:10.181 Damien LECHAUVE
ROW 11	33 **120** 2:01.771 Ian MITCHELL	32 **102** 2:01.245 James TEGG	31 **999** 1:59.491 Simon READ
ROW 10	30 **59** 1:53.369 Benn RIDGWELL	29 **60** 1:51.823 Adam RIDGWELL	28 **16** 1:51.237 Geoff LANSDELL
ROW 9	27 **0** 1:51.172 Luke STANLEY	26 **9** 1:50.875 Andrew WATSON	25 **44** 1:50.657 Tony PARKER
ROW 8	24 **45** 1:50.302 John FORTEY	23 **289** 1:49.731 Philip HORNE	22 **143** 1:49.707 Robert DAVIE
ROW 7	21 **10** 1:48.711 Ashley MITCHELL	20 **37** 1:48.335 Ricky WOODS	19 **5** 1:48.307 William YOUNG
ROW 6	18 **131** 1:47.249 Christopher EVANS	17 **32** 1:46.592 Thomas WILLIAMS	16 **85** 1:46.530 Andrew KITE
ROW 5	15 **181** 1:45.999 Robert FRANKLIN	14 **66** 1:45.521 Mark SMITH	13 **42** 1:44.466 Scott MILLER
ROW 4	12 **137** 1:44.002 Charlie CRAWT	11 **79** 1:43.740 Tommy HEMPHILL	10 **73** 1:43.576 Vincent LEWIN
ROW 3	9 **50** 1:43.202 Paul ROBSON	8 **666** 1:42.737 Shane BEASLEY	7 **84** 1:42.703 Ricardo BRANCO
ROW 2	6 **54** 1:42.223 Adam JAMISON	5 **48** 1:41.449 Shaun WALLIS	4 **90** 1:41.119 Edward WATSON
ROW 1	3 **81** 1:40.489 Malvern MAY	2 **198** 1:40.391 Steven TOPPING	1 **47** 1:40.048 Thomas WATSON

Pole

Brands Hatch GP
Circuit Length = 2.4332 miles

These results are provisional until the conclusion of any judicial and technical matters.

Clerk Of Course :		Timekeeper :

Results can be found at www.tsl-timing.com

Printed - 17:06 Saturday, 07 July 2018

BMCRC - MRO Championships 2018 - Rnd 6 @ Brands Hatch GP

BMCRC Thunderbike Sport & BMCRC Rookie Minitwins

RACE 5 - CLASSIFICATION

POS	NO	CL	PIC	NAME	ENTRY	LAPS	TIME	GAP	DIFF	MPH	BEST	ON
1	90		1	Edward WATSON	Yamaha - Motorsportdays.com TEA Time Racing	4	6:49.818			85.49	1:40.312	2
2	48		2	Shaun WALLIS	Yamaha - Watling Tyres	4	6:50.853	1.035	1.035	85.28	1:40.353	2
3	81		3	Malvern MAY	Ducati -	4	6:51.401	1.583	0.548	85.17	1:40.515	3
4	666	R	1	Shane BEASLEY	Kawasaki -	4	6:55.285	5.467	3.884	84.37	1:40.757	2
5	75		4	Stewart MAY	Honda - Tilehurst Glass Racing	4	7:00.500	10.682	5.215	83.32	1:42.224	2
6	84		5	Ricardo BRANCO	Suzuki - IMP Racing	4	7:02.066	12.248	1.566	83.01	1:43.292	2
7	79	R	2	Tommy HEMPHILL	Suzuki -	4	7:04.536	14.718	2.470	82.53	1:43.688	2
8	137	RMT	1	Charlie CRAWT	Suzuki - Pass Bike Motorcycle Training Ltd	4	7:05.879	16.061	1.343	82.27	1:43.870	2
9	50		6	Paul ROBSON	Suzuki - RBProperty services & Environment Lightin	4	7:05.920	16.102	0.041	82.26	1:43.531	2
10	73		7	Vincent LEWIN	Suzuki - vinitwinracing.co.uk	4	7:05.997	16.179	0.077	82.25	1:44.690	2
11	20 *		8	Jose TOUCEDA	SUZUKI - Cell2	4	7:14.505	24.687	8.508	80.64	1:42.640	3
12	42	R	3	Scott MILLER	Yamaha -	4	7:14.882	25.064	0.377	80.57	1:45.469	4
13	37	R	4	Ricky WOODS	Suzuki - RW Racing	4	7:16.085	26.267	1.203	80.34	1:46.094	2
14	32		9	Thomas WILLIAMS	Honda -	4	7:16.512	26.694	0.427	80.27	1:46.448	2
15	85		10	Andrew KITE	Ducati - Red Rebel Racing	4	7:16.551	26.733	0.039	80.26	1:46.146	2
16	131	RMT	2	Christopher EVANS	Suzuki - C.E PILATES / ANDESIGN	4	7:18.033	28.215	1.482	79.99	1:46.608	4
17	181	RMT	3	Robert FRANKLIN	Suzuki - RCF GARDENS	4	7:18.153	28.335	0.120	79.97	1:46.985	4
18	5	R	5	William YOUNG	Yamaha - RoyBoy's Racing , RPH Carpentry Ltd	4	7:18.745	28.927	0.592	79.86	1:45.715	4
19	143		11	Robert DAVIE	Suzuki -	4	7:19.961	30.143	1.216	79.64	1:47.377	2
20	9	RMT	4	Andrew WATSON	Suzuki - TEA Time Racing	4	7:35.557	45.739	15.596	76.91	1:50.342	2
21	289	RMT	5	Philip HORNE	Suzuki -	4	7:35.888	46.070	0.331	76.85	1:50.732	2
22	45	R	6	John FORTEY	Suzuki - House of Gain Gym	4	7:36.307	46.489	0.419	76.78	1:51.044	4
23	44	RMT	6	Tony PARKER	Suzuki - Emerald Elevators	4	7:40.785	50.967	4.478	76.04	1:52.628	3
24	0	RMT	7	Luke STANLEY	Suzuki - MOREMOTO	4	7:43.516	53.698	2.731	75.59	1:52.511	4
25	16		12	Geoff LANSDELL	Suzuki - EPG Domestic	4	7:43.617	53.799	0.101	75.57	1:51.002	4
26	147	R	7	Matthew MAY	Honda - Tilehurst Glass Racing	4	7:45.037	55.219	1.420	75.34	1:53.365	4
27	59	RMT	8	Benn RIDGWELL	Suzuki -	4	7:45.831	56.013	0.794	75.21	1:53.184	4
28	999	R	8	Simon READ	Yamaha -	4	7:53.035	1:03.217	7.204	74.07	1:54.971	4
29	33	R	9	Mark LAWRENCE	Honda - Sarky racing	4	7:55.976	1:06.158	2.941	73.61	1:55.160	4
30	102	R	10	James TEGG	Honda - Teggy102 Racing	4	8:16.721	1:26.903	20.745	70.54	2:01.627	4
31	126	R	11	Damien LECHAUVE	Ktm -	4	8:55.136	2:05.318	38.415	65.47	2:11.378	4

NOT CLASSIFIED

DNF	198			Steven TOPPING	Yamaha -	2	3:26.499	2 Laps	2 Laps	84.84	1:40.827	2
DNF	47			Thomas WATSON	Yamaha - Motorsportdays.com TEA Time Racing	2	3:26.743	2 Laps	0.244	84.74	1:40.545	2
DNF	10	RMT		Ashley MITCHELL	Suzuki -	1	1:57.625	3 Laps	1 Lap	74.47		
DNF	62	RMT		Ben MITCHELL	Suzuki -	0						

FASTEST LAP

90		Edward WATSON	Yamaha - Motorsportdays.com TEA Time Racing	2	1:40.312	87.32 mph	140.53 kph
666	R	Shane BEASLEY	Kawasaki -	2	1:40.757	86.94 mph	139.91 kph
137	RMT	Charlie CRAWT	Suzuki - Pass Bike Motorcycle Training Ltd	2	1:43.870	84.33 mph	135.72 kph

*** No. 20 - 10 second penalty - jump start**
Class - 92.5% of Race Speed = 79.07 mph
Class R - 92.5% of Race Speed = 78.04 mph
Class RMT - 92.5% of Race Speed = 76.09 mph

Brands Hatch GP
Circuit Length = 2.4332 miles
Start: 12:09 Flag 12:16 End: 12:18

Weather / Track : Sunny / Dry
These results are provisional until the conclusion of any judicial and technical matters.

Clerk Of Course :		Timekeeper :

Results can be found at www.tsl-timing.com

Printed - 12:18 Sunday, 08 July 2018

BMCRC - MRO Championships 2018 - Rnd 6 @ Brands Hatch GP

BMCRC Thunderbike Sport & BMCRC Rookie Minitwins

RACE 5 - LAP CHART

LAP 1 @ 12:11:13.620

NO	BEHIND	LAP TIME
198		1:45.672
47	0.526	1:46.198
48	1.273	1:46.945
90	1.357	1:47.029
81	1.417	1:47.089
666	1.794	1:47.466
84	2.620	1:48.292
137	4.117	1:49.789
73	4.301	1:49.973
79	4.511	1:50.183
50	5.918	1:51.590
75	6.055	1:51.727
181	8.181	1:53.853
37	8.569	1:54.241
20	8.728	1:54.400
32	9.148	1:54.820
42	9.756	1:55.428
131	10.135	1:55.807
85	10.434	1:56.106
143	11.358	1:57.030
10	11.953	1:57.625
5	13.166	1:58.838
289	14.840	2:00.512
44	15.407	2:01.079
9	15.888	2:01.560
45	16.034	2:01.706
147	16.587	2:02.259
0	17.457	2:03.129
59	17.735	2:03.407
999	19.568	2:05.240
16	20.397	2:06.069
102	21.266	2:06.938
33	21.409	2:07.081
126	34.374	2:20.046

LAP 2 @ 12:12:54.447

NO	BEHIND	LAP TIME
198		1:40.827
47	0.244	1:40.545
48	0.799	1:40.353
90	0.842	1:40.312
666	1.724	1:40.757
81	2.351	1:41.761
84	5.085	1:43.292
137	7.160	1:43.870
79	7.372	1:43.688
75	7.452	1:42.224
73	8.164	1:44.690
50	8.622	1:43.531
20	11.051	1:43.150
37	13.836	1:46.094
181	14.623	1:47.269
32	14.769	1:46.448
42	14.837	1:45.908
85	15.753	1:46.146
131	16.714	1:47.406
143	17.908	1:47.377
5	19.518	1:47.179
289	24.745	1:50.732
9	25.403	1:50.342
45	27.038	1:51.831
44	28.242	1:53.662
147	30.114	1:54.354
0	30.843	1:54.213
59	30.868	1:53.960
16	31.162	1:51.592
999	36.205	1:57.464
33	37.604	1:57.022
102	43.970	2:03.531
126	1:05.061	2:11.514

LAP 3 @ 12:14:36.327

NO	BEHIND	LAP TIME
90		1:41.038
48	0.782	1:41.863
81	0.986	1:40.515
666	1.929	1:42.085
75	8.719	1:43.147
84	9.619	1:46.414
137	10.185	1:44.905
79	11.306	1:45.814
50	11.437	1:44.695
20	11.811	1:42.640
73	11.923	1:45.639
37	20.769	1:48.813
42	21.034	1:48.077
32	21.433	1:48.544
85	21.782	1:47.909
181	22.789	1:50.046
131	23.046	1:48.212
143	24.108	1:48.080
5	24.651	1:47.013
289	35.879	1:53.014
9	35.908	1:52.385
45	36.884	1:51.726
44	38.990	1:52.628
0	42.626	1:53.663
147	43.293	1:55.059
16	44.236	1:54.954
59	44.268	1:55.280
999	49.685	1:55.360
33	52.437	1:56.713
102	1:06.715	2:04.625
126	1:35.379	2:12.198

LAP 4 @ 12:16:17.766

NO	BEHIND	LAP TIME
90		1:41.439
48	1.035	1:41.692
81	1.583	1:42.036
666	5.467	1:44.977
75	10.682	1:43.402
84	12.248	1:44.068
20	14.687	1:44.315
79	14.718	1:44.851
137	16.061	1:47.315
50	16.102	1:46.104
73	16.179	1:45.695
42	25.064	1:45.469
37	26.267	1:46.937
32	26.694	1:46.700
85	26.733	1:46.390
131	28.215	1:46.608
181	28.335	1:46.985
5	28.927	1:45.715
143	30.143	1:47.474
9	45.739	1:51.270
289	46.070	1:51.630
45	46.489	1:51.044
44	50.967	1:53.416
0	53.698	1:52.511
16	53.799	1:51.002
147	55.219	1:53.365
59	56.013	1:53.184
999	1:03.217	1:54.971
33	1:06.158	1:55.160
102	1:26.903	2:01.627
126	2:05.318	2:11.378

Weather / Track : Sunny / Dry

Brands Hatch GP
Circuit Length = 2.4332 miles
Start: 12:09 Flag 12:16 End: 12:18

BMCRC - MRO Championships 2018 - Rnd 6 @ Brands Hatch GP

BMCRC Thunderbike Sport & BMCRC Rookie Minitwins

RACE 5 - SECTOR ANALYSIS

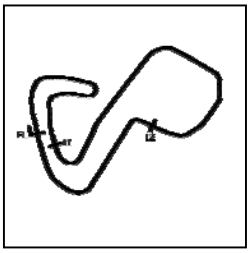

SECTOR 1 = FL to I1, SECTOR 2 = I1 to I2, SECTOR 3 = I2 to FL, DIFF = Difference To Personal Best Lap, P = Crossed Finish Line in Pit Lane, D = Time Disallowed

P1 90 Edward WATSON Yamaha - Motorsportdays.com TEA Time Racing

IDEAL LAP TIME : 1:40.070 BEST LAP TIME : 1:40.312 DIFFERENCE : 0.242

LAP	SECTOR 1	SECTOR 2	SECTOR 3	LAP TIME	MPH	DIFF	TIME OF DAY
1 -		44.914	24.178	1:47.029	81.84	6.717	12:11:14.977
2 -	32.245	***44.347***	***23.720***	***1:40.312*** **(1)**	***87.32***		***12:12:55.289***
3 -	32.405	44.383	24.250	1:41.038 **(2)**	86.69	0.726	12:14:36.327
4 -	***32.003***	45.234	24.202	1:41.439 **(3)**	86.35	1.127	12:16:17.766

P2 48 Shaun WALLIS Yamaha - Watling Tyres

IDEAL LAP TIME : 1:40.353 BEST LAP TIME : 1:40.353 DIFFERENCE : 0.000

LAP	SECTOR 1	SECTOR 2	SECTOR 3	LAP TIME	MPH	DIFF	TIME OF DAY
1 -		45.367	24.279	1:46.945	81.90	6.592	12:11:14.893
2 -	***31.986***	***44.543***	***23.824***	***1:40.353*** **(1)**	***87.29***		***12:12:55.246***
3 -	32.231	44.841	24.791	1:41.863 **(3)**	85.99	1.510	12:14:37.109
4 -	32.366	45.268	24.058	1:41.692 **(2)**	86.14	1.339	12:16:18.801

P3 81 Malvern MAY Ducati -

IDEAL LAP TIME : 1:40.228 BEST LAP TIME : 1:40.515 DIFFERENCE : 0.287

LAP	SECTOR 1	SECTOR 2	SECTOR 3	LAP TIME	MPH	DIFF	TIME OF DAY
1 -		45.597	25.084	1:47.089	81.79	6.574	12:11:15.037
2 -	33.488	***44.487***	***23.786***	1:41.761 **(2)**	86.08	1.246	12:12:56.798
3 -	***31.955***	44.619	23.941	***1:40.515*** **(1)**	***87.14***		***12:14:37.313***
4 -	32.182	45.471	24.383	1:42.036 **(3)**	85.85	1.521	12:16:19.349

P4 666 R Shane BEASLEY Kawasaki -

IDEAL LAP TIME : 1:40.757 BEST LAP TIME : 1:40.757 DIFFERENCE : 0.000

LAP	SECTOR 1	SECTOR 2	SECTOR 3	LAP TIME	MPH	DIFF	TIME OF DAY
1 -		45.149	23.680	1:47.466	81.51	6.709	12:11:15.414
2 -	***32.507***	***44.827***	***23.423***	***1:40.757*** **(1)**	***86.94***		***12:12:56.171***
3 -	32.517	45.900	23.668	1:42.085 **(2)**	85.80	1.328	12:14:38.256
4 -	32.612	47.740	24.625	1:44.977 **(3)**	83.44	4.220	12:16:23.233

P5 75 Stewart MAY Honda - Tilehurst Glass Racing

IDEAL LAP TIME : 1:41.765 BEST LAP TIME : 1:42.224 DIFFERENCE : 0.459

LAP	SECTOR 1	SECTOR 2	SECTOR 3	LAP TIME	MPH	DIFF	TIME OF DAY
1 -		***45.681***	23.784	1:51.727	78.40	9.503	12:11:19.675
2 -	32.832	45.783	***23.609***	***1:42.224*** **(1)**	***85.69***		***12:13:01.899***
3 -	***32.475***	46.017	24.655	1:43.147 **(2)**	84.92	0.923	12:14:45.046
4 -	32.752	46.344	24.306	1:43.402 **(3)**	84.71	1.178	12:16:28.448

P6 84 Ricardo BRANCO Suzuki - IMP Racing

IDEAL LAP TIME : 1:42.917 BEST LAP TIME : 1:43.292 DIFFERENCE : 0.375

LAP	SECTOR 1	SECTOR 2	SECTOR 3	LAP TIME	MPH	DIFF	TIME OF DAY
1 -		45.919	***24.249***	1:48.292	80.89	5.000	12:11:16.240
2 -	***32.871***	***45.797***	24.624	***1:43.292*** **(1)**	***84.80***		***12:12:59.532***
3 -	33.798	47.329	25.287	1:46.414 **(3)**	82.31	3.122	12:14:45.946
4 -	33.190	46.196	24.682	1:44.068 **(2)**	84.17	0.776	12:16:30.014

P7 79 R Tommy HEMPHILL Suzuki -

IDEAL LAP TIME : 1:43.664 BEST LAP TIME : 1:43.688 DIFFERENCE : 0.024

LAP	SECTOR 1	SECTOR 2	SECTOR 3	LAP TIME	MPH	DIFF	TIME OF DAY
1 -		46.583	24.396	1:50.183	79.50	6.495	12:11:18.131
2 -	33.207	***46.172***	***24.309***	***1:43.688*** **(1)**	***84.48***		***12:13:01.819***
3 -	33.344	47.144	25.326	1:45.814 **(3)**	82.78	2.126	12:14:47.633
4 -	***33.183***	47.048	24.620	1:44.851 **(2)**	83.54	1.163	12:16:32.484

Weather / Track : Sunny / Dry

Brands Hatch GP
Circuit Length = 2.4332 miles
Start: 12:09 Flag 12:16 End: 12:18

BMCRC - MRO Championships 2018 - Rnd 6 @ Brands Hatch GP

BMCRC Thunderbike Sport & BMCRC Rookie Minitwins

RACE 5 - SECTOR ANALYSIS

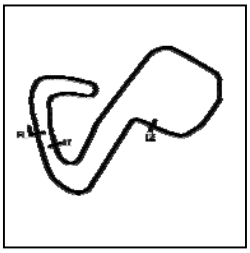

SECTOR 1 = FL to I1, SECTOR 2 = I1 to I2, SECTOR 3 = I2 to FL, DIFF = Difference To Personal Best Lap, P = Crossed Finish Line in Pit Lane, D = Time Disallowed

P8 137 RMT Charlie CRAWT — Suzuki - Pass Bike Motorcycle Training Ltd

IDEAL LAP TIME : 1:43.584 BEST LAP TIME : 1:43.870 DIFFERENCE : 0.286

LAP	SECTOR 1	SECTOR 2	SECTOR 3	LAP TIME	MPH	DIFF	TIME OF DAY
1 -		***46.061***	24.744	1:49.789	79.78	5.919	12:11:17.737
2 -	33.108	46.062	***24.700***	***1:43.870*** **(1)**	***84.33***		***12:13:01.607***
3 -	***32.823***	46.486	25.596	1:44.905 **(2)**	83.50	1.035	12:14:46.512
4 -	33.963	48.112	25.240	1:47.315 **(3)**	81.62	3.445	12:16:33.827

P9 50 Paul ROBSON — Suzuki - RBProperty services & Environment Lighting

IDEAL LAP TIME : 1:43.474 BEST LAP TIME : 1:43.531 DIFFERENCE : 0.057

LAP	SECTOR 1	SECTOR 2	SECTOR 3	LAP TIME	MPH	DIFF	TIME OF DAY
1 -		46.992	24.389	1:51.590	78.49	8.059	12:11:19.538
2 -	33.177	***46.165***	***24.189***	***1:43.531*** **(1)**	***84.61***		***12:13:03.069***
3 -	***33.120***	46.498	25.077	1:44.695 **(2)**	83.67	1.164	12:14:47.764
4 -	33.546	47.625	24.933	1:46.104 **(3)**	82.55	2.573	12:16:33.868

P10 73 Vincent LEWIN — Suzuki - vinitwinracing.co.uk

IDEAL LAP TIME : 1:43.886 BEST LAP TIME : 1:44.690 DIFFERENCE : 0.804

LAP	SECTOR 1	SECTOR 2	SECTOR 3	LAP TIME	MPH	DIFF	TIME OF DAY
1 -		***46.348***	24.930	1:49.973	79.65	5.283	12:11:17.921
2 -	33.156	47.041	***24.493***	***1:44.690*** **(1)**	***83.67***		***12:13:02.611***
3 -	***33.045***	47.487	25.107	1:45.639 **(2)**	82.92	0.949	12:14:48.250
4 -	33.560	47.382	24.753	1:45.695 **(3)**	82.87	1.005	12:16:33.945

P11 20 Jose TOUCEDA — SUZUKI - Cell2

IDEAL LAP TIME : 1:42.541 BEST LAP TIME : 1:42.640 DIFFERENCE : 0.099

LAP	SECTOR 1	SECTOR 2	SECTOR 3	LAP TIME	MPH	DIFF	TIME OF DAY
1 -		47.623	24.339	1:54.400	76.57	11.760	12:11:22.348
2 -	33.119	45.982	***24.049***	1:43.150 **(2)**	84.92	0.510	12:13:05.498
3 -	***32.646***	***45.846***	24.148	***1:42.640*** **(1)**	***85.34***		***12:14:48.138***
4 -	33.344	46.766	24.205	1:44.315 **(3)**	83.97	1.675	12:16:32.453

P12 42 R Scott MILLER — Yamaha -

IDEAL LAP TIME : 1:45.469 BEST LAP TIME : 1:45.469 DIFFERENCE : 0.000

LAP	SECTOR 1	SECTOR 2	SECTOR 3	LAP TIME	MPH	DIFF	TIME OF DAY
1 -		48.992	25.291	1:55.428	75.88	9.959	12:11:23.376
2 -	33.453	47.482	24.973	1:45.908 **(2)**	82.71	0.439	12:13:09.284
3 -	34.333	48.556	25.188	1:48.077 **(3)**	81.05	2.608	12:14:57.361
4 -	***33.373***	***47.283***	***24.813***	***1:45.469*** **(1)**	***83.05***		***12:16:42.830***

P13 37 R Ricky WOODS — Suzuki - RW Racing

IDEAL LAP TIME : 1:45.871 BEST LAP TIME : 1:46.094 DIFFERENCE : 0.223

LAP	SECTOR 1	SECTOR 2	SECTOR 3	LAP TIME	MPH	DIFF	TIME OF DAY
1 -		48.643	***24.716***	1:54.241	76.67	8.147	12:11:22.189
2 -	***33.818***	***47.337***	24.939	***1:46.094*** **(1)**	***82.56***		***12:13:08.283***
3 -	35.127	48.457	25.229	1:48.813 **(3)**	80.50	2.719	12:14:57.096
4 -	34.202	47.965	24.770	1:46.937 **(2)**	81.91	0.843	12:16:44.033

P14 32 Thomas WILLIAMS — Honda -

IDEAL LAP TIME : 1:46.011 BEST LAP TIME : 1:46.448 DIFFERENCE : 0.437

LAP	SECTOR 1	SECTOR 2	SECTOR 3	LAP TIME	MPH	DIFF	TIME OF DAY
1 -		48.158	25.015	1:54.820	76.29	8.372	12:11:22.768
2 -	***33.636***	***47.585***	25.227	***1:46.448*** **(1)**	***82.29***		***12:13:09.216***
3 -	34.653	48.969	24.922	1:48.544 **(3)**	80.70	2.096	12:14:57.760
4 -	33.822	48.088	***24.790***	1:46.700 **(2)**	82.09	0.252	12:16:44.460

Weather / Track : Sunny / Dry

Brands Hatch GP
Circuit Length = 2.4332 miles
Start: 12:09 Flag 12:16 End: 12:18

BMCRC - MRO Championships 2018 - Rnd 6 @ Brands Hatch GP

BMCRC Thunderbike Sport & BMCRC Rookie Minitwins

RACE 5 - SECTOR ANALYSIS

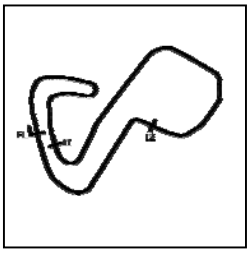

SECTOR 1 = FL to I1, SECTOR 2 = I1 to I2, SECTOR 3 = I2 to FL, DIFF = Difference To Personal Best Lap, P = Crossed Finish Line in Pit Lane, D = Time Disallowed

P15 85 Andrew KITE — Ducati - Red Rebel Racing

IDEAL LAP TIME : 1:45.294 BEST LAP TIME : 1:46.146 DIFFERENCE : 0.852

LAP	SECTOR 1	SECTOR 2	SECTOR 3	LAP TIME	MPH	DIFF	TIME OF DAY
1 -		48.243	25.101	1:56.106	75.44	9.960	12:11:24.054
2 -	34.298	***46.830***	25.018	***1:46.146*** **(1)**	***82.52***		***12:13:10.200***
3 -	34.201	48.625	25.083	1:47.909 **(3)**	81.17	1.763	12:14:58.109
4 -	***33.767***	47.926	***24.697***	1:46.390 **(2)**	82.33	0.244	12:16:44.499

P16 131 RMT Christopher EVANS — Suzuki - C.E PILATES / ANDESIGN

IDEAL LAP TIME : 1:46.301 BEST LAP TIME : 1:46.608 DIFFERENCE : 0.307

LAP	SECTOR 1	SECTOR 2	SECTOR 3	LAP TIME	MPH	DIFF	TIME OF DAY
1 -		48.831	25.317	1:55.807	75.64	9.199	12:11:23.755
2 -	***34.117***	47.963	25.326	1:47.406 **(2)**	81.55	0.798	12:13:11.161
3 -	34.668	47.975	25.569	1:48.212 **(3)**	80.95	1.604	12:14:59.373
4 -	34.424	***47.017***	***25.167***	***1:46.608*** **(1)**	***82.16***		***12:16:45.981***

P17 181 RMT Robert FRANKLIN — Suzuki - RCF GARDENS

IDEAL LAP TIME : 1:46.531 BEST LAP TIME : 1:46.985 DIFFERENCE : 0.454

LAP	SECTOR 1	SECTOR 2	SECTOR 3	LAP TIME	MPH	DIFF	TIME OF DAY
1 -		48.358	25.413	1:53.853	76.93	6.868	12:11:21.801
2 -	***33.448***	48.278	25.543	1:47.269 **(2)**	81.66	0.284	12:13:09.070
3 -	34.494	49.883	25.669	1:50.046 **(3)**	79.60	3.061	12:14:59.116
4 -	33.902	***47.835***	***25.248***	***1:46.985*** **(1)**	***81.87***		***12:16:46.101***

P18 5 R William YOUNG — Yamaha - RoyBoy's Racing , RPH Carpentry Ltd

IDEAL LAP TIME : 1:45.342 BEST LAP TIME : 1:45.715 DIFFERENCE : 0.373

LAP	SECTOR 1	SECTOR 2	SECTOR 3	LAP TIME	MPH	DIFF	TIME OF DAY
1 -		49.463	25.488	1:58.838	73.71	13.123	12:11:26.786
2 -	33.770	48.093	25.316	1:47.179 **(3)**	81.73	1.464	12:13:13.965
3 -	***33.470***	48.117	25.426	1:47.013 **(2)**	81.85	1.298	12:15:00.978
4 -	33.843	***47.121***	***24.751***	***1:45.715*** **(1)**	***82.86***		***12:16:46.693***

P19 143 Robert DAVIE — Suzuki -

IDEAL LAP TIME : 1:47.036 BEST LAP TIME : 1:47.377 DIFFERENCE : 0.341

LAP	SECTOR 1	SECTOR 2	SECTOR 3	LAP TIME	MPH	DIFF	TIME OF DAY
1 -		49.604	25.317	1:57.030	74.85	9.653	12:11:24.978
2 -	34.219	47.851	25.307	***1:47.377*** **(1)**	***81.58***		***12:13:12.355***
3 -	***34.208***	48.169	25.703	1:48.080 **(3)**	81.04	0.703	12:15:00.435
4 -	34.646	***47.667***	***25.161***	1:47.474 **(2)**	81.50	0.097	12:16:47.909

P20 9 RMT Andrew WATSON — Suzuki - TEA Time Racing

IDEAL LAP TIME : 1:49.272 BEST LAP TIME : 1:50.342 DIFFERENCE : 1.070

LAP	SECTOR 1	SECTOR 2	SECTOR 3	LAP TIME	MPH	DIFF	TIME OF DAY
1 -		51.004	26.328	2:01.560	72.06	11.218	12:11:29.508
2 -	35.508	***49.454***	***25.380***	***1:50.342*** **(1)**	***79.38***		***12:13:19.850***
3 -	***34.438***	51.221	26.726	1:52.385 **(3)**	77.94	2.043	12:15:12.235
4 -	35.020	50.387	25.863	1:51.270 **(2)**	78.72	0.928	12:17:03.505

P21 289 RMT Philip HORNE — Suzuki -

IDEAL LAP TIME : 1:50.053 BEST LAP TIME : 1:50.732 DIFFERENCE : 0.679

LAP	SECTOR 1	SECTOR 2	SECTOR 3	LAP TIME	MPH	DIFF	TIME OF DAY
1 -		50.365	26.708	2:00.512	72.68	9.780	12:11:28.460
2 -	35.013	***49.445***	26.274	***1:50.732*** **(1)**	***79.10***		***12:13:19.192***
3 -	***34.793***	51.030	27.191	1:53.014 **(3)**	77.51	2.282	12:15:12.206
4 -	35.491	50.324	***25.815***	1:51.630 **(2)**	78.47	0.898	12:17:03.836

Weather / Track : Sunny / Dry

Brands Hatch GP
Circuit Length = 2.4332 miles
Start: 12:09 Flag 12:16 End: 12:18

BMCRC - MRO Championships 2018 - Rnd 6 @ Brands Hatch GP

BMCRC Thunderbike Sport & BMCRC Rookie Minitwins

RACE 5 - SECTOR ANALYSIS

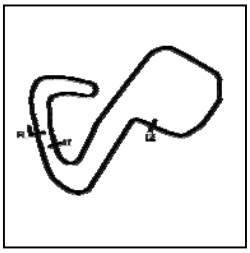

SECTOR 1 = FL to I1, SECTOR 2 = I1 to I2, SECTOR 3 = I2 to FL, DIFF = Difference To Personal Best Lap, P = Crossed Finish Line in Pit Lane, D = Time Disallowed

P22 45 R John FORTEY Suzuki - House of Gain Gym

IDEAL LAP TIME : 1:50.053 BEST LAP TIME : 1:51.044 DIFFERENCE : 0.991

LAP	SECTOR 1	SECTOR 2	SECTOR 3	LAP TIME	MPH	DIFF	TIME OF DAY
1 -		***49.665***	26.763	2:01.706	71.97	10.662	12:11:29.654
2 -	35.860	50.208	***25.763***	1:51.831 **(3)**	78.33	0.787	12:13:21.485
3 -	***34.625***	49.855	27.246	1:51.726 **(2)**	78.40	0.682	12:15:13.211
4 -	35.324	49.846	25.874	***1:51.044*** **(1)**	***78.88***		***12:17:04.255***

P23 44 RMT Tony PARKER Suzuki - Emerald Elevators

IDEAL LAP TIME : 1:51.931 BEST LAP TIME : 1:52.628 DIFFERENCE : 0.697

LAP	SECTOR 1	SECTOR 2	SECTOR 3	LAP TIME	MPH	DIFF	TIME OF DAY
1 -		50.495	26.556	2:01.079	72.34	8.451	12:11:29.027
2 -	36.095	51.174	***26.393***	1:53.662 **(3)**	77.06	1.034	12:13:22.689
3 -	***35.232***	***50.306***	27.090	***1:52.628*** **(1)**	***77.77***		***12:15:15.317***
4 -	35.863	51.017	26.536	1:53.416 **(2)**	77.23	0.788	12:17:08.733

P24 0 RMT Luke STANLEY Suzuki - MOREMOTO

IDEAL LAP TIME : 1:52.511 BEST LAP TIME : 1:52.511 DIFFERENCE : 0.000

LAP	SECTOR 1	SECTOR 2	SECTOR 3	LAP TIME	MPH	DIFF	TIME OF DAY
1 -		51.277	26.705	2:03.129	71.14	10.618	12:11:31.077
2 -	35.687	51.582	26.944	1:54.213 **(3)**	76.69	1.702	12:13:25.290
3 -	35.788	51.178	26.697	1:53.663 **(2)**	77.06	1.152	12:15:18.953
4 -	***35.161***	***50.864***	***26.486***	***1:52.511*** **(1)**	***77.85***		***12:17:11.464***

P25 16 Geoff LANSDELL Suzuki - EPG Domestic

IDEAL LAP TIME : 1:50.228 BEST LAP TIME : 1:51.002 DIFFERENCE : 0.774

LAP	SECTOR 1	SECTOR 2	SECTOR 3	LAP TIME	MPH	DIFF	TIME OF DAY
1 -		51.944	27.670	2:06.069	69.48	15.067	12:11:34.017
2 -	36.614	***49.165***	25.813	1:51.592 **(2)**	78.49	0.590	12:13:25.609
3 -	36.255	51.350	27.349	1:54.954 **(3)**	76.20	3.952	12:15:20.563
4 -	***35.276***	49.939	***25.787***	***1:51.002*** **(1)**	***78.91***		***12:17:11.565***

P26 147 R Matthew MAY Honda - Tilehurst Glass Racing

IDEAL LAP TIME : 1:52.840 BEST LAP TIME : 1:53.365 DIFFERENCE : 0.525

LAP	SECTOR 1	SECTOR 2	SECTOR 3	LAP TIME	MPH	DIFF	TIME OF DAY
1 -		50.878	***26.118***	2:02.259	71.64	8.894	12:11:30.207
2 -	36.220	51.814	26.320	1:54.354 **(2)**	76.60	0.989	12:13:24.561
3 -	***36.009***	52.190	26.860	1:55.059 **(3)**	76.13	1.694	12:15:19.620
4 -	36.301	***50.713***	26.351	***1:53.365*** **(1)**	***77.27***		***12:17:12.985***

P27 59 RMT Benn RIDGWELL Suzuki -

IDEAL LAP TIME : 1:53.057 BEST LAP TIME : 1:53.184 DIFFERENCE : 0.127

LAP	SECTOR 1	SECTOR 2	SECTOR 3	LAP TIME	MPH	DIFF	TIME OF DAY
1 -		50.558	***26.732***	2:03.407	70.98	10.223	12:11:31.355
2 -	36.349	50.723	26.888	1:53.960 **(2)**	76.86	0.776	12:13:25.315
3 -	36.238	51.959	27.083	1:55.280 **(3)**	75.98	2.096	12:15:20.595
4 -	***36.197***	***50.128***	26.859	***1:53.184*** **(1)**	***77.39***		***12:17:13.779***

P28 999 R Simon READ Yamaha -

IDEAL LAP TIME : 1:54.971 BEST LAP TIME : 1:54.971 DIFFERENCE : 0.000

LAP	SECTOR 1	SECTOR 2	SECTOR 3	LAP TIME	MPH	DIFF	TIME OF DAY
1 -		52.189	27.036	2:05.240	69.94	10.269	12:11:33.188
2 -	38.717	51.978	26.769	1:57.464 **(3)**	74.57	2.493	12:13:30.652
3 -	37.214	51.299	26.847	1:55.360 **(2)**	75.93	0.389	12:15:26.012
4 -	***37.163***	***51.141***	***26.667***	***1:54.971*** **(1)**	***76.19***		***12:17:20.983***

Weather / Track : Sunny / Dry

Brands Hatch GP
Circuit Length = 2.4332 miles
Start: 12:09 Flag 12:16 End: 12:18

BMCRC - MRO Championships 2018 - Rnd 6 @ Brands Hatch GP

BMCRC Thunderbike Sport & BMCRC Rookie Minitwins

RACE 5 - SECTOR ANALYSIS

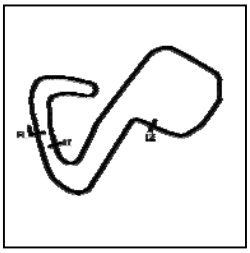

SECTOR 1 = FL to I1, SECTOR 2 = I1 to I2, SECTOR 3 = I2 to FL, DIFF = Difference To Personal Best Lap, P = Crossed Finish Line in Pit Lane, D = Time Disallowed

P29 33 R Mark LAWRENCE Honda - Sarky racing

IDEAL LAP TIME : 1:55.160 BEST LAP TIME : 1:55.160 DIFFERENCE : 0.000

LAP	SECTOR 1	SECTOR 2	SECTOR 3	LAP TIME	MPH	DIFF	TIME OF DAY
1 -		52.855	27.540	2:07.081	68.93	11.921	12:11:35.029
2 -	37.188	52.116	27.718	1:57.022 **(3)**	74.85	1.862	12:13:32.051
3 -	36.505	52.256	27.952	1:56.713 **(2)**	75.05	1.553	12:15:28.764
4 -	***36.389***	***51.508***	***27.263***	***1:55.160*** **(1)**	***76.06***		***12:17:23.924***

P30 102 R James TEGG Honda - Teggy102 Racing

IDEAL LAP TIME : 1:58.153 BEST LAP TIME : 2:01.627 DIFFERENCE : 3.474

LAP	SECTOR 1	SECTOR 2	SECTOR 3	LAP TIME	MPH	DIFF	TIME OF DAY
1 -		***52.253***	***27.882***	2:06.938	69.00	5.311	12:11:34.886
2 -	40.675	54.318	28.538	2:03.531 **(2)**	70.91	1.904	12:13:38.417
3 -	38.232	56.557	29.836	2:04.625 **(3)**	70.28	2.998	12:15:43.042
4 -	***38.018***	54.874	28.735	***2:01.627*** **(1)**	***72.02***		***12:17:44.669***

P31 126 R Damien LECHAUVE Ktm -

IDEAL LAP TIME : 2:10.862 BEST LAP TIME : 2:11.378 DIFFERENCE : 0.516

LAP	SECTOR 1	SECTOR 2	SECTOR 3	LAP TIME	MPH	DIFF	TIME OF DAY
1 -		1:00.135	***30.645***	2:20.046	62.54	8.668	12:11:47.994
2 -	40.545	***1:00.025***	30.944	2:11.514 **(2)**	66.60	0.136	12:13:59.508
3 -	40.531	1:00.361	31.306	2:12.198 **(3)**	66.26	0.820	12:16:11.706
4 -	***40.192***	1:00.161	31.025	***2:11.378*** **(1)**	***66.67***		***12:18:23.084***

P32 198 Steven TOPPING Yamaha -

IDEAL LAP TIME : 1:40.504 BEST LAP TIME : 1:40.827 DIFFERENCE : 0.323

LAP	SECTOR 1	SECTOR 2	SECTOR 3	LAP TIME	MPH	DIFF	TIME OF DAY
1 -		45.060	***23.975***	1:45.672	82.89	4.845	12:11:13.620
2 -	32.022	***44.790***	24.015	***1:40.827*** **(1)**	***86.87***		***12:12:54.447***

P33 47 Thomas WATSON Yamaha - Motorsportdays.com TEA Time Racing

IDEAL LAP TIME : 1:40.406 BEST LAP TIME : 1:40.545 DIFFERENCE : 0.139

LAP	SECTOR 1	SECTOR 2	SECTOR 3	LAP TIME	MPH	DIFF	TIME OF DAY
1 -		45.291	***23.864***	1:46.198	82.48	5.653	12:11:14.146
2 -	***31.759***	***44.783***	24.003	***1:40.545*** **(1)**	***87.12***		***12:12:54.691***

P34 10 RMT Ashley MITCHELL Suzuki -

IDEAL LAP TIME : BEST LAP TIME : DIFFERENCE :

LAP	SECTOR 1	SECTOR 2	SECTOR 3	LAP TIME	MPH	DIFF	TIME OF DAY
1 -		***48.743***	***25.354***	1:57.625	74.47		12:11:25.573

Weather / Track : Sunny / Dry

Brands Hatch GP
Circuit Length = 2.4332 miles
Start: 12:09 Flag 12:16 End: 12:18

BMCRC - MRO Championships 2018 - Rnd 6 @ Brands Hatch GP

BMCRC Thunderbike Sport & BMCRC Rookie Minitwins

RACE 5 - BEST SECTORS

	SECTOR 1			SECTOR 2			SECTOR 3		
POS	NO	NAME	TIME	NO	NAME	TIME	NO	NAME	TIME
1	198	TOPPING	31.739	90	WATSON	44.347	666	BEASLEY	23.423
2	47	WATSON	31.759	81	MAY	44.487	75	MAY	23.609
3	81	MAY	31.955	48	WALLIS	44.543	90	WATSON	23.720
4	48	WALLIS	31.986	47	WATSON	44.783	81	MAY	23.786
5	90	WATSON	32.003	198	TOPPING	44.790	48	WALLIS	23.824
6	75	MAY	32.475	666	BEASLEY	44.827	47	WATSON	23.864
7	666	BEASLEY	32.507	75	MAY	45.681	198	TOPPING	23.975
8	20	TOUCEDA	32.646	84	BRANCO	45.797	20	TOUCEDA	24.049
9	137	CRAWT	32.823	20	TOUCEDA	45.846	50	ROBSON	24.189
10	84	BRANCO	32.871	137	CRAWT	46.061	84	BRANCO	24.249
11	73	LEWIN	33.045	50	ROBSON	46.165	79	HEMPHILL	24.309
12	50	ROBSON	33.120	79	HEMPHILL	46.172	73	LEWIN	24.493
13	79	HEMPHILL	33.183	73	LEWIN	46.348	85	KITE	24.697
14	42	MILLER	33.373	85	KITE	46.830	137	CRAWT	24.700
15	181	FRANKLIN	33.448	131	EVANS	47.017	37	WOODS	24.716
16	5	YOUNG	33.470	5	YOUNG	47.121	5	YOUNG	24.751
17	32	WILLIAMS	33.636	42	MILLER	47.283	32	WILLIAMS	24.790
18	85	KITE	33.767	37	WOODS	47.337	42	MILLER	24.813
19	37	WOODS	33.818	32	WILLIAMS	47.585	143	DAVIE	25.161
20	131	EVANS	34.117	143	DAVIE	47.667	131	EVANS	25.167
21	143	DAVIE	34.208	181	FRANKLIN	47.835	181	FRANKLIN	25.248
22	9	WATSON	34.438	10	MITCHELL	48.743	10	MITCHELL	25.354
23	45	FORTEY	34.625	16	LANSDELL	49.165	9	WATSON	25.380
24	289	HORNE	34.793	289	HORNE	49.445	45	FORTEY	25.763
25	0	STANLEY	35.161	9	WATSON	49.454	16	LANSDELL	25.787
26	44	PARKER	35.232	45	FORTEY	49.665	289	HORNE	25.815
27	16	LANSDELL	35.276	59	RIDGWELL	50.128	147	MAY	26.118
28	147	MAY	36.009	44	PARKER	50.306	44	PARKER	26.393
29	59	RIDGWELL	36.197	147	MAY	50.713	0	STANLEY	26.486
30	33	LAWRENCE	36.389	0	STANLEY	50.864	999	READ	26.667
31	999	READ	37.163	999	READ	51.141	59	RIDGWELL	26.732
32	102	TEGG	38.018	33	LAWRENCE	51.508	33	LAWRENCE	27.263
33	126	LECHAUVE	40.192	102	TEGG	52.253	102	TEGG	27.882
34				62	MITCHELL	55.504	126	LECHAUVE	30.645
35				126	LECHAUVE	1:00.025			

IDEAL / BEST COMPARISON					
POS	NO	NAME	IDEAL	BEST	DIFF
		PERFECT LAP	1:39.509		
1	90	WATSON	1:40.070	1:40.312	0.242
2	81	MAY	1:40.228	1:40.515	0.287
3	48	WALLIS	1:40.353	1:40.353	0.000
4	47	WATSON	1:40.406	1:40.545	0.139
5	198	TOPPING	1:40.504	1:40.827	0.323
6	666	BEASLEY	1:40.757	1:40.757	0.000
7	75	MAY	1:41.765	1:42.224	0.459
8	20	TOUCEDA	1:42.541	1:42.640	0.099
9	84	BRANCO	1:42.917	1:43.292	0.375
10	50	ROBSON	1:43.474	1:43.531	0.057
11	137	CRAWT	1:43.584	1:43.870	0.286
12	79	HEMPHILL	1:43.664	1:43.688	0.024
13	73	LEWIN	1:43.886	1:44.690	0.804
14	85	KITE	1:45.294	1:46.146	0.852
15	5	YOUNG	1:45.342	1:45.715	0.373
16	42	MILLER	1:45.469	1:45.469	0.000
17	37	WOODS	1:45.871	1:46.094	0.223
18	32	WILLIAMS	1:46.011	1:46.448	0.437
19	131	EVANS	1:46.301	1:46.608	0.307
20	181	FRANKLIN	1:46.531	1:46.985	0.454
21	143	DAVIE	1:47.036	1:47.377	0.341
22	9	WATSON	1:49.272	1:50.342	1.070
23	289	HORNE	1:50.053	1:50.732	0.679
24	45	FORTEY	1:50.053	1:51.044	0.991
25	16	LANSDELL	1:50.228	1:51.002	0.774
26	44	PARKER	1:51.931	1:52.628	0.697
27	0	STANLEY	1:52.511	1:52.511	0.000
28	147	MAY	1:52.840	1:53.365	0.525
29	59	RIDGWELL	1:53.057	1:53.184	0.127
30	999	READ	1:54.971	1:54.971	0.000
31	33	LAWRENCE	1:55.160	1:55.160	0.000
32	102	TEGG	1:58.153	2:01.627	3.474
33	126	LECHAUVE	2:10.862	2:11.378	0.516
34	10	MITCHELL			

Weather / Track : Sunny / Dry

Brands Hatch GP
Circuit Length = 2.4332 miles
Start: 12:09 Flag 12:16 End: 12:18

Results can be found at www.tsl-timing.com

Printed - 12:19 Sunday, 08 July 2018

BMCRC - MRO Championships 2018 - Rnd 6 @ Brands Hatch GP

BMCRC Thunderbike Sport & BMCRC Rookie Minitwins

RACE 15 - GRID (7 Laps)

ROW 15	45	44 **117** Jordan HARRIS	43 **23** Claire BECKETT
ROW 14	42 **179** Gavin WHITE	41 **152** Jason ALLEN	40 **72** Kevin MILLER
ROW 13	39 **120** Ian MITCHELL	38 **60** Adam RIDGWELL	37 **66** Mark SMITH
ROW 12	36 **54** Adam JAMISON	35 **62** Ben MITCHELL	34 **10** Ashley MITCHELL
ROW 11	33 **126** 2:11.378 Damien LECHAUVE	32 **102** 2:01.627 James TEGG	31 **33** 1:55.160 Mark LAWRENCE
ROW 10	30 **999** 1:54.971 Simon READ	29 **147** 1:53.365 Matthew MAY	28 **59** 1:53.184 Benn RIDGWELL
ROW 9	27 **44** 1:52.628 Tony PARKER	26 **0** 1:52.511 Luke STANLEY	25 **45** 1:51.044 John FORTEY
ROW 8	24 **16** 1:51.002 Geoff LANSDELL	23 **289** 1:50.732 Philip HORNE	22 **9** 1:50.342 Andrew WATSON
ROW 7	21 **143** 1:47.377 Robert DAVIE	20 **181** 1:46.985 Robert FRANKLIN	19 **131** 1:46.608 Christopher EVANS
ROW 6	18 **32** 1:46.448 Thomas WILLIAMS	17 **85** 1:46.146 Andrew KITE	16 **37** 1:46.094 Ricky WOODS
ROW 5	15 **5** 1:45.715 William YOUNG	14 **42** 1:45.469 Scott MILLER	13 **73** 1:44.690 Vincent LEWIN
ROW 4	12 **137** 1:43.870 Charlie CRAWT	11 **79** 1:43.688 Tommy HEMPHILL	10 **50** 1:43.531 Paul ROBSON
ROW 3	9 **84** 1:43.292 Ricardo BRANCO	8 **20** 1:42.640 Jose TOUCEDA	7 **75** 1:42.224 Stewart MAY
ROW 2	6 **198** 1:40.827 Steven TOPPING	5 **666** 1:40.757 Shane BEASLEY	4 **47** 1:40.545 Thomas WATSON
ROW 1	3 **81** 1:40.515 Malvern MAY	2 **48** 1:40.353 Shaun WALLIS	1 **90** 1:40.312 Edward WATSON

Pole

Brands Hatch GP
Circuit Length = 2.4332 miles

These results are provisional until the conclusion of any judicial and technical matters.

Clerk Of Course :		Timekeeper :

Results can be found at www.tsl-timing.com

Printed - 12:22 Sunday, 08 July 2018

BMCRC - MRO Championships 2018 - Rnd 6 @ Brands Hatch GP

BMCRC Thunderbike Sport & BMCRC Rookie Minitwins

RACE 15 - CLASSIFICATION

POS	NO	CL	PIC	NAME	ENTRY	LAPS	TIME	GAP	DIFF	MPH	BEST	ON
1	90		1	Edward WATSON	Yamaha - Motorsportdays.com TEA Time Racing	7	11:54.063			85.87	1:40.570	3
2	81		2	Malvern MAY	Ducati -	7	11:54.346	0.283	0.283	85.83	1:39.531	6
3	47		3	Thomas WATSON	Yamaha - Motorsportdays.com TEA Time Racing	7	11:56.665	2.602	2.319	85.56	1:40.030	6
4	75		4	Stewart MAY	Honda - Tilehurst Glass Racing	7	12:00.833	6.770	4.168	85.06	1:41.520	5
5	666	R	1	Shane BEASLEY	Kawasaki -	7	12:01.459	7.396	0.626	84.99	1:41.178	2
6	48		5	Shaun WALLIS	Yamaha - Watling Tyres	7	12:02.167	8.104	0.708	84.90	1:42.013	2
7	84		6	Ricardo BRANCO	Suzuki - IMP Racing	7	12:17.466	23.403	15.299	83.14	1:43.709	2
8	198		7	Steven TOPPING	Yamaha -	7	12:17.961	23.898	0.495	83.09	1:43.794	6
9	73		8	Vincent LEWIN	Suzuki - vinitwinracing.co.uk	7	12:19.819	25.756	1.858	82.88	1:43.867	5
10	42	R	2	Scott MILLER	Yamaha -	7	12:20.532	26.469	0.713	82.80	1:43.720	2
11	137	RMT	1	Charlie CRAWT	Suzuki - Pass Bike Motorcycle Training Ltd	7	12:25.986	31.923	5.454	82.19	1:44.519	2
12	50		9	Paul ROBSON	Suzuki - RBProperty services & Environment Lightin	7	12:27.456	33.393	1.470	82.03	1:44.321	2
13	32		10	Thomas WILLIAMS	Honda -	7	12:27.584	33.521	0.128	82.02	1:44.384	6
14	79 *	R	3	Tommy HEMPHILL	Suzuki -	7	12:28.123	34.060	0.539	81.96	1:44.137	4
15	37	R	4	Ricky WOODS	Suzuki - RW Racing	7	12:40.971	46.908	12.848	80.57	1:45.417	2
16	85		11	Andrew KITE	Ducati - Red Rebel Racing	7	12:41.357	47.294	0.386	80.53	1:45.809	6
17	181	RMT	2	Robert FRANKLIN	Suzuki - RCF GARDENS	7	12:42.808	48.745	1.451	80.38	1:45.928	5
18	5	R	5	William YOUNG	Yamaha - RoyBoy's Racing , RPH Carpentry Ltd	7	12:42.871	48.808	0.063	80.37	1:45.670	6
19	131	RMT	3	Christopher EVANS	Suzuki - C.E PILATES / ANDESIGN	7	12:47.323	53.260	4.452	79.91	1:47.596	6
20	72		12	Kevin MILLER	Suzuki - Mechanical Air Supplies Ltd	7	12:47.963	53.900	0.640	79.84	1:45.843	7
21	143		13	Robert DAVIE	Suzuki -	7	12:56.923	1:02.860	8.960	78.92	1:48.679	5
22	16		14	Geoff LANSDELL	Suzuki - EPG Domestic	7	13:01.775	1:07.712	4.852	78.43	1:49.613	5
23	10	RMT	4	Ashley MITCHELL	Suzuki -	7	13:05.217	1:11.154	3.442	78.09	1:48.769	7
24	289	RMT	5	Philip HORNE	Suzuki -	7	13:05.275	1:11.212	0.058	78.08	1:47.785	7
25	0	RMT	6	Luke STANLEY	Suzuki - MOREMOTO	7	13:08.938	1:14.875	3.663	77.72	1:50.262	7
26	45	R	6	John FORTEY	Suzuki - House of Gain Gym	7	13:09.142	1:15.079	0.204	77.70	1:49.457	7
27	59	RMT	7	Benn RIDGWELL	Suzuki -	7	13:09.755	1:15.692	0.613	77.64	1:49.863	7
28	999	R	7	Simon READ	Yamaha -	7	13:42.157	1:48.094	32.402	74.58	1:53.627	7
29	147	R	8	Matthew MAY	Honda - Tilehurst Glass Racing	7	13:42.575	1:48.512	0.418	74.54	1:53.735	7
30	60	RMT	8	Adam RIDGWELL	Suzuki -	7	13:43.700	1:49.637	1.125	74.44	1:54.025	7
31	44	RMT	9	Tony PARKER	Suzuki - Emerald Elevators	7	13:43.763	1:49.700	0.063	74.43	1:53.877	7
32	33	R	9	Mark LAWRENCE	Honda - Sarky racing	6	12:20.836	1 Lap	1 Lap	70.94	1:56.572	5
33	62	RMT	10	Ben MITCHELL	Suzuki -	6	12:25.688	1 Lap	4.852	70.48	1:59.864	6
34	126	R	10	Damien LECHAUVE	Ktm -	6	12:55.647	1 Lap	29.959	67.76	2:05.256	5

NOT CLASSIFIED

DNF	102	R		James TEGG	Honda - Teggy102 Racing	5	10:08.700	2 Laps	1 Lap	71.95	1:58.794	2
DNF	20			Jose TOUCEDA	SUZUKI - Cell2	2	3:32.095	5 Laps	3 Laps	82.60	1:42.055	2

FASTEST LAP

	81		Malvern MAY	Ducati -	6	1:39.531	88.01 mph	141.64 kph
	666	R	Shane BEASLEY	Kawasaki -	2	1:41.178	86.57 mph	139.33 kph
	137	RMT	Charlie CRAWT	Suzuki - Pass Bike Motorcycle Training Ltd	2	1:44.519	83.81 mph	134.88 kph

*** No. 79 - 10 second penalty - jump start**
Class - 92.5% of Race Speed = 79.42 mph
Class R - 92.5% of Race Speed = 78.61 mph
Class RMT - 92.5% of Race Speed = 76.02 mph

Brands Hatch GP
Circuit Length = 2.4332 miles
Start: 15:51 Flag 16:02 End: 16:04

Weather / Track : Sunny / Dry
These results are provisional until the conclusion of any judicial and technical matters.

Clerk Of Course :		Timekeeper :

Results can be found at www.tsl-timing.com

Printed - 16:05 Sunday, 08 July 2018

BMCRC - MRO Championships 2018 - Rnd 6 @ Brands Hatch GP

BMCRC Thunderbike Sport & BMCRC Rookie Minitwins

RACE 15 - LAP CHART

LAP 1 @ 15:52:50.668

NO	BEHIND	LAP TIME
48		1:46.943
90	0.252	1:47.195
81	0.351	1:47.294
47	0.654	1:47.597
75	1.000	1:47.943
666	2.563	1:49.506
84	2.625	1:49.568
20	3.097	1:50.040
79	4.064	1:51.007
198	4.444	1:51.387
137	4.709	1:51.652
73	5.277	1:52.220
42	6.173	1:53.116
37	6.403	1:53.346
50	8.066	1:55.009
131	8.093	1:55.036
181	8.560	1:55.503
32	8.624	1:55.567
5	9.505	1:56.448
85	10.364	1:57.307
289	13.411	2:00.354
59	13.553	2:00.496
16	13.986	2:00.929
0	14.212	2:01.155
143	14.357	2:01.300
72	15.263	2:02.206
45	15.320	2:02.263
10	15.805	2:02.748
147	17.786	2:04.729
999	19.170	2:06.113
60	19.754	2:06.697
44	19.965	2:06.908
102	21.577	2:08.520
33	22.599	2:09.542
62	27.054	2:13.997
126	30.849	2:17.792

LAP 2 @ 15:54:32.307

NO	BEHIND	LAP TIME
90		1:41.387
48	0.374	1:42.013
81	0.753	1:42.041
75	0.976	1:41.615
47	1.239	1:42.224
666	2.102	1:41.178
20	3.513	1:42.055
84	4.695	1:43.709
79	6.669	1:44.244
198	7.290	1:44.485
137	7.589	1:44.519
73	7.844	1:44.206
42	8.254	1:43.720
37	10.181	1:45.417
50	10.748	1:44.321
32	12.933	1:45.948
131	15.690	1:49.236
5	15.978	1:48.112
181	16.153	1:49.232
85	16.178	1:47.453
289	22.238	1:50.466
16	22.269	1:49.922
143	22.779	1:50.061
0	23.791	1:51.218
59	24.403	1:52.489
72	24.669	1:51.045
10	24.908	1:50.742
45	25.469	1:51.788
147	31.349	1:55.202
999	34.555	1:57.024
60	35.109	1:56.994
44	36.291	1:57.965
33	38.720	1:57.760
102	38.732	1:58.794
62	50.152	2:04.737
126	56.555	2:07.345

LAP 3 @ 15:56:12.877

NO	BEHIND	LAP TIME
90		1:40.570
48	2.196	1:42.392
75	2.496	1:42.090
47	2.670	1:42.001
81	2.770	1:42.587
666	3.185	1:41.653
84	8.629	1:44.504
79	10.437	1:44.338
198	11.332	1:44.612
73	11.436	1:44.162
137	12.152	1:45.133
42	12.272	1:44.588
37	17.280	1:47.669
50	17.559	1:47.381
32	17.830	1:45.467
5	24.328	1:48.920
131	24.424	1:49.304
181	24.595	1:49.012
85	24.756	1:49.148
16	32.362	1:50.663
143	32.434	1:50.225
72	32.661	1:48.562
289	34.470	1:52.802
0	35.053	1:51.832
45	35.800	1:50.901
10	36.248	1:51.910
59	36.947	1:53.114
147	47.446	1:56.667
999	53.106	1:59.121
60	53.647	1:59.108
44	53.769	1:58.048
102	57.871	1:59.709
33	58.157	2:00.007
62	1:13.299	2:03.717
126	1:24.254	2:08.269

LAP 4 @ 15:57:54.004

NO	BEHIND	LAP TIME
90		1:41.127
81	3.551	1:41.908
48	3.679	1:42.610
47	3.775	1:42.232
75	4.258	1:42.889
666	4.365	1:42.307
84	12.491	1:44.989
79	13.447	1:44.137
198	14.254	1:44.049
73	14.969	1:44.660
42	15.455	1:44.310
137	16.813	1:45.788
50	21.916	1:45.484
32	22.122	1:45.419
37	24.502	1:48.349
85	30.415	1:46.786
5	30.762	1:47.561
131	31.655	1:48.358
181	32.049	1:48.581
72	39.201	1:47.667
143	40.368	1:49.061
16	41.356	1:50.121
289	45.841	1:52.498
45	46.253	1:51.580
10	46.302	1:51.181
0	46.702	1:52.776
59	47.554	1:51.734
147	1:03.920	1:57.601
999	1:07.897	1:55.918
60	1:08.205	1:55.685
44	1:09.675	1:57.033
33	1:16.353	1:59.323
102	1:16.793	2:00.049
62	1:34.664	2:02.492

LAP 5 @ 15:59:35.737

NO	BEHIND	LAP TIME
90		1:41.733
47	2.256	1:40.214
81	2.370	1:40.552
48	4.020	1:42.074
75	4.045	1:41.520
666	4.138	1:41.506
126	1 Lap	2:09.038
84	15.951	1:45.193
79	16.499	1:44.785
198	17.049	1:44.528
73	17.103	1:43.867
42	18.564	1:44.842
137	21.230	1:46.150
50	25.552	1:45.369
32	25.730	1:45.341
37	32.144	1:49.375
85	35.084	1:46.402
5	35.961	1:46.932
181	36.244	1:45.928
131	38.666	1:48.744
72	43.526	1:46.058
143	47.314	1:48.679
16	49.236	1:49.613
10	55.055	1:50.486
289	55.713	1:51.605
45	56.164	1:51.644
0	56.182	1:51.213
59	56.628	1:50.807
147	1:20.592	1:58.405
999	1:20.974	1:54.810
60	1:21.657	1:55.185
44	1:22.960	1:55.018
33	1:31.192	1:56.572
102	1:36.688	2:01.628

LAP 6 @ 16:01:16.416

NO	BEHIND	LAP TIME
90		1:40.679
81	1.222	1:39.531
47	1.607	1:40.030
75	5.621	1:42.255
666	6.531	1:43.072
48	6.611	1:43.270
62	1 Lap	2:00.881
84	19.388	1:44.116
198	20.164	1:43.794
79	20.735	1:44.915
42	22.205	1:44.320
73	22.481	1:46.057
137	26.684	1:46.133
50	29.241	1:44.368
32	29.435	1:44.384
126	1 Lap	2:05.256
85	40.214	1:45.809
37	40.224	1:48.759
5	40.952	1:45.670
181	41.560	1:45.995
131	45.583	1:47.596
72	49.429	1:46.582
143	55.474	1:48.839
16	58.954	1:50.397
10	1:03.757	1:49.381
289	1:04.799	1:49.765
0	1:05.985	1:50.482
45	1:06.994	1:51.509
59	1:07.201	1:51.252
999	1:35.839	1:55.544
147	1:36.149	1:56.236
60	1:36.984	1:56.006
44	1:37.195	1:54.914

LAP 7 @ 16:02:57.788

NO	BEHIND	LAP TIME
90		1:41.372
81	0.283	1:40.433
47	2.602	1:42.367
75	6.770	1:42.521
666	7.396	1:42.237
48	8.104	1:42.865
84	23.403	1:45.387
198	23.898	1:45.106
79	24.060	1:44.697
73	25.756	1:44.647
42	26.469	1:45.636
33	1 Lap	2:17.632
62	1 Lap	1:59.864
137	31.923	1:46.611
50	33.393	1:45.524
32	33.521	1:45.458
37	46.908	1:48.056
85	47.294	1:48.452
181	48.745	1:48.557
5	48.808	1:49.228
131	53.260	1:49.049
72	53.900	1:45.843
126	1 Lap	2:07.947
143	1:02.860	1:48.758
16	1:07.712	1:50.130
10	1:11.154	1:48.769
289	1:11.212	1:47.785
0	1:14.875	1:50.262
45	1:15.079	1:49.457
59	1:15.692	1:49.863
999	1:48.094	1:53.627
147	1:48.512	1:53.735
60	1:49.637	1:54.025
44	1:49.700	1:53.877

Brands Hatch GP
Circuit Length = 2.4332 miles
Start: 15:51 Flag 16:02 End: 16:04

Weather / Track : Sunny / Dry

BMCRC - MRO Championships 2018 - Rnd 6 @ Brands Hatch GP

BMCRC Thunderbike Sport & BMCRC Rookie Minitwins

RACE 15 - SECTOR ANALYSIS

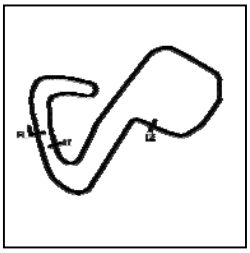

SECTOR 1 = FL to I1, SECTOR 2 = I1 to I2, SECTOR 3 = I2 to FL, DIFF = Difference To Personal Best Lap, P = Crossed Finish Line in Pit Lane, D = Time Disallowed

P1 90 Edward WATSON Yamaha - Motorsportdays.com TEA Time Racing

IDEAL LAP TIME : 1:40.288 BEST LAP TIME : 1:40.570 DIFFERENCE : 0.282

LAP	SECTOR 1	SECTOR 2	SECTOR 3	LAP TIME	MPH	DIFF	TIME OF DAY
1 -		45.256	23.927	1:47.195	81.71	6.625	15:52:50.920
2 -	32.313	44.969	24.105	1:41.387	86.40	0.817	15:54:32.307
3 -	32.023	***44.727***	23.820	***1:40.570*** **(1)**	***87.10***		***15:56:12.877***
4 -	31.924	45.174	24.029	1:41.127 **(3)**	86.62	0.557	15:57:54.004
5 -	32.251	45.666	***23.816***	1:41.733	86.10	1.163	15:59:35.737
6 -	***31.745***	44.934	24.000	1:40.679 **(2)**	87.00	0.109	16:01:16.416
7 -	32.360	45.117	23.895	1:41.372	86.41	0.802	16:02:57.788

P2 81 Malvern MAY Ducati -

IDEAL LAP TIME : 1:39.056 BEST LAP TIME : 1:39.531 DIFFERENCE : 0.475

LAP	SECTOR 1	SECTOR 2	SECTOR 3	LAP TIME	MPH	DIFF	TIME OF DAY
1 -		45.461	24.256	1:47.294	81.64	7.763	15:52:51.019
2 -	32.467	45.306	24.268	1:42.041	85.84	2.510	15:54:33.060
3 -	32.908	45.779	23.900	1:42.587	85.38	3.056	15:56:15.647
4 -	31.911	45.773	24.224	1:41.908	85.95	2.377	15:57:57.555
5 -	31.544	44.896	24.112	1:40.552 **(3)**	87.11	1.021	15:59:38.107
6 -	31.874	***44.039***	***23.618***	***1:39.531*** **(1)**	***88.01***		***16:01:17.638***
7 -	***31.399***	45.366	23.668	1:40.433 **(2)**	87.22	0.902	16:02:58.071

P3 47 Thomas WATSON Yamaha - Motorsportdays.com TEA Time Racing

IDEAL LAP TIME : 1:39.526 BEST LAP TIME : 1:40.030 DIFFERENCE : 0.504

LAP	SECTOR 1	SECTOR 2	SECTOR 3	LAP TIME	MPH	DIFF	TIME OF DAY
1 -		45.422	24.087	1:47.597	81.41	7.567	15:52:51.322
2 -	32.349	45.673	24.202	1:42.224	85.69	2.194	15:54:33.546
3 -	32.649	45.347	24.005	1:42.001 **(3)**	85.87	1.971	15:56:15.547
4 -	32.268	45.736	24.228	1:42.232	85.68	2.202	15:57:57.779
5 -	***31.635***	44.790	23.789	1:40.214 **(2)**	87.41	0.184	15:59:37.993
6 -	32.139	***44.144***	***23.747***	***1:40.030*** **(1)**	***87.57***		***16:01:18.023***
7 -	33.911	44.542	23.914	1:42.367	85.57	2.337	16:03:00.390

P4 75 Stewart MAY Honda - Tilehurst Glass Racing

IDEAL LAP TIME : 1:40.901 BEST LAP TIME : 1:41.520 DIFFERENCE : 0.619

LAP	SECTOR 1	SECTOR 2	SECTOR 3	LAP TIME	MPH	DIFF	TIME OF DAY
1 -		45.451	***23.606***	1:47.943	81.15	6.423	15:52:51.668
2 -	32.287	***45.216***	24.112	1:41.615 **(2)**	86.20	0.095	15:54:33.283
3 -	32.544	45.569	23.977	1:42.090 **(3)**	85.80	0.570	15:56:15.373
4 -	32.773	45.821	24.295	1:42.889	85.13	1.369	15:57:58.262
5 -	***32.079***	45.637	23.804	***1:41.520*** **(1)**	***86.28***		***15:59:39.782***
6 -	32.264	46.185	23.806	1:42.255	85.66	0.735	16:01:22.037
7 -	32.443	46.160	23.918	1:42.521	85.44	1.001	16:03:04.558

P5 666 R Shane BEASLEY Kawasaki -

IDEAL LAP TIME : 1:40.834 BEST LAP TIME : 1:41.178 DIFFERENCE : 0.344

LAP	SECTOR 1	SECTOR 2	SECTOR 3	LAP TIME	MPH	DIFF	TIME OF DAY
1 -		46.750	23.672	1:49.506	79.99	8.328	15:52:53.231
2 -	32.420	45.241	***23.517***	***1:41.178*** **(1)**	***86.57***		***15:54:34.409***
3 -	32.827	***44.903***	23.923	1:41.653 **(3)**	86.17	0.475	15:56:16.062
4 -	***32.414***	45.814	24.079	1:42.307	85.62	1.129	15:57:58.369
5 -	32.750	45.149	23.607	1:41.506 **(2)**	86.29	0.328	15:59:39.875
6 -	32.863	46.234	23.975	1:43.072	84.98	1.894	16:01:22.947
7 -	32.547	45.752	23.938	1:42.237	85.68	1.059	16:03:05.184

P6 48 Shaun WALLIS Yamaha - Watling Tyres

IDEAL LAP TIME : 1:41.642 BEST LAP TIME : 1:42.013 DIFFERENCE : 0.371

LAP	SECTOR 1	SECTOR 2	SECTOR 3	LAP TIME	MPH	DIFF	TIME OF DAY

Weather / Track : Sunny / Dry

Brands Hatch GP
Circuit Length = 2.4332 miles
Start: 15:51 Flag 16:02 End: 16:04

BMCRC - MRO Championships 2018 - Rnd 6 @ Brands Hatch GP

BMCRC Thunderbike Sport & BMCRC Rookie Minitwins

RACE 15 - SECTOR ANALYSIS

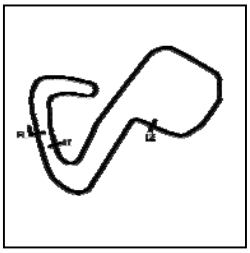

SECTOR 1 = FL to I1, SECTOR 2 = I1 to I2, SECTOR 3 = I2 to FL, DIFF = Difference To Personal Best Lap, P = Crossed Finish Line in Pit Lane, D = Time Disallowed

1 -		45.483	24.240	1:46.943	81.91	4.930	15:52:50.668
2 -	***32.101***	45.809	24.103	***1:42.013*** **(1)**	***85.86***		***15:54:32.681***
3 -	32.787	***45.450***	24.155	1:42.392 **(3)**	85.55	0.379	15:56:15.073
4 -	32.567	45.671	24.372	1:42.610	85.37	0.597	15:57:57.683
5 -	32.400	45.583	***24.091***	1:42.074 **(2)**	85.81	0.061	15:59:39.757
6 -	32.556	46.591	24.123	1:43.270	84.82	1.257	16:01:23.027
7 -	33.069	45.693	24.103	1:42.865	85.15	0.852	16:03:05.892

P7 84 Ricardo BRANCO Suzuki - IMP Racing

IDEAL LAP TIME : 1:43.530 BEST LAP TIME : 1:43.709 DIFFERENCE : 0.179

LAP	SECTOR 1	SECTOR 2	SECTOR 3	LAP TIME	MPH	DIFF	TIME OF DAY
1 -		46.403	***24.553***	1:49.568	79.94	5.859	15:52:53.293
2 -	***32.914***	***46.063***	24.732	***1:43.709*** **(1)**	***84.46***		***15:54:37.002***
3 -	32.965	46.734	24.805	1:44.504 **(3)**	83.82	0.795	15:56:21.506
4 -	33.285	46.842	24.862	1:44.989	83.43	1.280	15:58:06.495
5 -	33.723	46.481	24.989	1:45.193	83.27	1.484	15:59:51.688
6 -	33.010	46.313	24.793	1:44.116 **(2)**	84.13	0.407	16:01:35.804
7 -	33.299	46.844	25.244	1:45.387	83.12	1.678	16:03:21.191

P8 198 Steven TOPPING Yamaha -

IDEAL LAP TIME : 1:43.500 BEST LAP TIME : 1:43.794 DIFFERENCE : 0.294

LAP	SECTOR 1	SECTOR 2	SECTOR 3	LAP TIME	MPH	DIFF	TIME OF DAY
1 -		47.746	25.077	1:51.387	78.64	7.593	15:52:55.112
2 -	32.905	46.755	24.825	1:44.485 **(3)**	83.83	0.691	15:54:39.597
3 -	32.880	47.014	***24.718***	1:44.612	83.73	0.818	15:56:24.209
4 -	32.722	46.550	24.777	1:44.049 **(2)**	84.18	0.255	15:58:08.258
5 -	32.878	46.793	24.857	1:44.528	83.80	0.734	15:59:52.786
6 -	32.729	***46.342***	24.723	***1:43.794*** **(1)**	***84.39***		***16:01:36.580***
7 -	***32.440***	47.269	25.397	1:45.106	83.34	1.312	16:03:21.686

P9 73 Vincent LEWIN Suzuki - vinitwinracing.co.uk

IDEAL LAP TIME : 1:43.454 BEST LAP TIME : 1:43.867 DIFFERENCE : 0.413

LAP	SECTOR 1	SECTOR 2	SECTOR 3	LAP TIME	MPH	DIFF	TIME OF DAY
1 -		47.172	24.623	1:52.220	78.05	8.353	15:52:55.945
2 -	33.147	46.573	24.486	1:44.206 **(3)**	84.06	0.339	15:54:40.151
3 -	33.314	***46.486***	***24.362***	1:44.162 **(2)**	84.09	0.295	15:56:24.313
4 -	33.245	46.922	24.493	1:44.660	83.69	0.793	15:58:08.973
5 -	32.949	46.551	24.367	***1:43.867*** **(1)**	***84.33***		***15:59:52.840***
6 -	33.155	48.406	24.496	1:46.057	82.59	2.190	16:01:38.897
7 -	***32.606***	46.641	25.400	1:44.647	83.70	0.780	16:03:23.544

P10 42 R Scott MILLER Yamaha -

IDEAL LAP TIME : 1:43.720 BEST LAP TIME : 1:43.720 DIFFERENCE : 0.000

LAP	SECTOR 1	SECTOR 2	SECTOR 3	LAP TIME	MPH	DIFF	TIME OF DAY
1 -		47.433	24.694	1:53.116	77.44	9.396	15:52:56.841
2 -	***33.005***	***46.192***	***24.523***	***1:43.720*** **(1)**	***84.45***		***15:54:40.561***
3 -	33.086	46.970	24.532	1:44.588	83.75	0.868	15:56:25.149
4 -	33.212	46.375	24.723	1:44.310 **(2)**	83.97	0.590	15:58:09.459
5 -	33.459	46.743	24.640	1:44.842	83.55	1.122	15:59:54.301
6 -	33.205	46.527	24.588	1:44.320 **(3)**	83.97	0.600	16:01:38.621
7 -	33.107	47.424	25.105	1:45.636	82.92	1.916	16:03:24.257

P11 137 RMT Charlie CRAWT Suzuki - Pass Bike Motorcycle Training Ltd

IDEAL LAP TIME : 1:44.360 BEST LAP TIME : 1:44.519 DIFFERENCE : 0.159

LAP	SECTOR 1	SECTOR 2	SECTOR 3	LAP TIME	MPH	DIFF	TIME OF DAY
1 -		46.746	24.763	1:51.652	78.45	7.133	15:52:55.377
2 -	***33.166***	***46.479***	24.874	***1:44.519*** **(1)**	***83.81***		***15:54:39.896***
3 -	33.340	47.078	***24.715***	1:45.133 **(2)**	83.32	0.614	15:56:25.029
4 -	33.958	46.677	25.153	1:45.788 **(3)**	82.80	1.269	15:58:10.817

Weather / Track : Sunny / Dry

Brands Hatch GP
Circuit Length = 2.4332 miles
Start: 15:51 Flag 16:02 End: 16:04

BMCRC - MRO Championships 2018 - Rnd 6 @ Brands Hatch GP

BMCRC Thunderbike Sport & BMCRC Rookie Minitwins

RACE 15 - SECTOR ANALYSIS

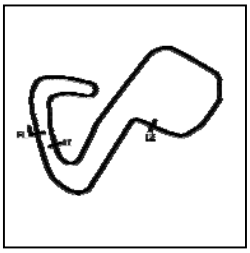

SECTOR 1 = FL to I1, SECTOR 2 = I1 to I2, SECTOR 3 = I2 to FL, DIFF = Difference To Personal Best Lap, P = Crossed Finish Line in Pit Lane, D = Time Disallowed

5 -	34.211	47.113	24.826	1:46.150	82.52	1.631	15:59:56.967
6 -	33.485	47.509	25.139	1:46.133	82.53	1.614	16:01:43.100
7 -	33.639	47.690	25.282	1:46.611	82.16	2.092	16:03:29.711

P12 50 Paul ROBSON Suzuki - RBProperty services & Environment Lighting

IDEAL LAP TIME : 1:44.205 BEST LAP TIME : 1:44.321 DIFFERENCE : 0.116

LAP	SECTOR 1	SECTOR 2	SECTOR 3	LAP TIME	MPH	DIFF	TIME OF DAY
1 -		48.046	25.178	1:55.009	76.16	10.688	15:52:58.734
2 -	33.072	***46.756***	24.493	***1:44.321*** **(1)**	***83.97***		***15:54:43.055***
3 -	33.760	48.451	25.170	1:47.381	81.57	3.060	15:56:30.436
4 -	33.534	47.250	24.700	1:45.484	83.04	1.163	15:58:15.920
5 -	33.640	46.909	24.820	1:45.369 **(3)**	83.13	1.048	16:00:01.289
6 -	***32.982***	46.919	***24.467***	1:44.368 **(2)**	83.93	0.047	16:01:45.657
7 -	33.339	46.820	25.365	1:45.524	83.01	1.203	16:03:31.181

P13 32 Thomas WILLIAMS Honda -

IDEAL LAP TIME : 1:43.964 BEST LAP TIME : 1:44.384 DIFFERENCE : 0.420

LAP	SECTOR 1	SECTOR 2	SECTOR 3	LAP TIME	MPH	DIFF	TIME OF DAY
1 -		48.017	25.250	1:55.567	75.79	11.183	15:52:59.292
2 -	34.073	47.126	24.749	1:45.948	82.68	1.564	15:54:45.240
3 -	33.245	47.171	25.051	1:45.467	83.05	1.083	15:56:30.707
4 -	33.625	47.166	24.628	1:45.419 **(3)**	83.09	1.035	15:58:16.126
5 -	33.735	46.895	24.711	1:45.341 **(2)**	83.15	0.957	16:00:01.467
6 -	***33.166***	46.742	***24.476***	***1:44.384*** **(1)**	***83.91***		***16:01:45.851***
7 -	33.905	***46.322***	25.231	1:45.458	83.06	1.074	16:03:31.309

P14 79 R Tommy HEMPHILL Suzuki -

IDEAL LAP TIME : 1:43.306 BEST LAP TIME : 1:44.137 DIFFERENCE : 0.831

LAP	SECTOR 1	SECTOR 2	SECTOR 3	LAP TIME	MPH	DIFF	TIME OF DAY
1 -		46.711	24.431	1:51.007	78.91	6.870	15:52:54.732
2 -	33.444	***46.323***	24.477	1:44.244 **(2)**	84.03	0.107	15:54:38.976
3 -	33.607	46.371	24.360	1:44.338 **(3)**	83.95	0.201	15:56:23.314
4 -	33.344	46.512	24.281	***1:44.137*** **(1)**	***84.11***		***15:58:07.451***
5 -	33.233	47.032	24.520	1:44.785	83.59	0.648	15:59:52.236
6 -	33.391	47.407	***24.117***	1:44.915	83.49	0.778	16:01:37.151
7 -	***32.866***	47.178	24.653	1:44.697	83.66	0.560	16:03:21.848

P15 37 R Ricky WOODS Suzuki - RW Racing

IDEAL LAP TIME : 1:45.414 BEST LAP TIME : 1:45.417 DIFFERENCE : 0.003

LAP	SECTOR 1	SECTOR 2	SECTOR 3	LAP TIME	MPH	DIFF	TIME OF DAY
1 -		***47.183***	25.367	1:53.346	77.28	7.929	15:52:57.071
2 -	***33.373***	47.186	***24.858***	***1:45.417*** **(1)**	***83.09***		***15:54:42.488***
3 -	34.125	48.289	25.255	1:47.669 **(2)**	81.35	2.252	15:56:30.157
4 -	34.184	48.838	25.327	1:48.349	80.84	2.932	15:58:18.506
5 -	35.176	48.519	25.680	1:49.375	80.08	3.958	16:00:07.881
6 -	34.452	48.650	25.657	1:48.759	80.54	3.342	16:01:56.640
7 -	34.377	48.284	25.395	1:48.056 **(3)**	81.06	2.639	16:03:44.696

P16 85 Andrew KITE Ducati - Red Rebel Racing

IDEAL LAP TIME : 1:45.373 BEST LAP TIME : 1:45.809 DIFFERENCE : 0.436

LAP	SECTOR 1	SECTOR 2	SECTOR 3	LAP TIME	MPH	DIFF	TIME OF DAY
1 -		48.709	25.348	1:57.307	74.67	11.498	15:53:01.032
2 -	34.219	48.119	25.115	1:47.453	81.52	1.644	15:54:48.485
3 -	34.819	49.006	25.323	1:49.148	80.25	3.339	15:56:37.633
4 -	34.754	47.285	***24.747***	1:46.786 **(3)**	82.03	0.977	15:58:24.419
5 -	34.029	***47.099***	25.274	1:46.402 **(2)**	82.32	0.593	16:00:10.821
6 -	***33.527***	47.171	25.111	***1:45.809*** **(1)**	***82.78***		***16:01:56.630***
7 -	34.802	47.919	25.731	1:48.452	80.77	2.643	16:03:45.082

Weather / Track : Sunny / Dry

Brands Hatch GP
Circuit Length = 2.4332 miles
Start: 15:51 Flag 16:02 End: 16:04

BMCRC - MRO Championships 2018 - Rnd 6 @ Brands Hatch GP

BMCRC Thunderbike Sport & BMCRC Rookie Minitwins

RACE 15 - SECTOR ANALYSIS

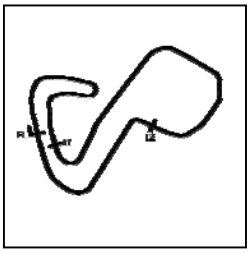

SECTOR 1 = FL to I1, SECTOR 2 = I1 to I2, SECTOR 3 = I2 to FL, DIFF = Difference To Personal Best Lap, P = Crossed Finish Line in Pit Lane, D = Time Disallowed

P17 181 RMT Robert FRANKLIN Suzuki - RCF GARDENS

IDEAL LAP TIME : 1:45.692 BEST LAP TIME : 1:45.928 DIFFERENCE : 0.236

LAP	SECTOR 1	SECTOR 2	SECTOR 3	LAP TIME	MPH	DIFF	TIME OF DAY
1 -		48.266	25.547	1:55.503	75.84	9.575	15:52:59.228
2 -	34.230	49.794	25.208	1:49.232	80.19	3.304	15:54:48.460
3 -	34.162	49.089	25.761	1:49.012	80.35	3.084	15:56:37.472
4 -	34.900	48.325	25.356	1:48.581	80.67	2.653	15:58:26.053
5 -	33.522	***47.239***	25.167	***1:45.928*** **(1)**	***82.69***		***16:00:11.981***
6 -	33.432	47.473	***25.090***	1:45.995 **(2)**	82.64	0.067	16:01:57.976
7 -	***33.363***	48.505	26.689	1:48.557 **(3)**	80.69	2.629	16:03:46.533

P18 5 R William YOUNG Yamaha - RoyBoy's Racing , RPH Carpentry Ltd

IDEAL LAP TIME : 1:45.670 BEST LAP TIME : 1:45.670 DIFFERENCE : 0.000

LAP	SECTOR 1	SECTOR 2	SECTOR 3	LAP TIME	MPH	DIFF	TIME OF DAY
1 -		48.411	25.739	1:56.448	75.22	10.778	15:53:00.173
2 -	33.725	48.865	25.522	1:48.112	81.02	2.442	15:54:48.285
3 -	34.780	48.187	25.953	1:48.920	80.42	3.250	15:56:37.205
4 -	33.566	48.330	25.665	1:47.561 **(3)**	81.44	1.891	15:58:24.766
5 -	34.090	47.452	25.390	1:46.932 **(2)**	81.91	1.262	16:00:11.698
6 -	***33.243***	***47.202***	***25.225***	***1:45.670*** **(1)**	***82.89***		***16:01:57.368***
7 -	33.916	48.275	27.037	1:49.228	80.19	3.558	16:03:46.596

P19 131 RMT Christopher EVANS Suzuki - C.E PILATES / ANDESIGN

IDEAL LAP TIME : 1:47.405 BEST LAP TIME : 1:47.596 DIFFERENCE : 0.191

LAP	SECTOR 1	SECTOR 2	SECTOR 3	LAP TIME	MPH	DIFF	TIME OF DAY
1 -		48.471	25.588	1:55.036	76.14	7.440	15:52:58.761
2 -	34.489	48.999	25.748	1:49.236	80.19	1.640	15:54:47.997
3 -	34.455	48.757	26.092	1:49.304	80.14	1.708	15:56:37.301
4 -	34.576	48.371	25.411	1:48.358 **(2)**	80.84	0.762	15:58:25.659
5 -	35.254	48.183	***25.307***	1:48.744 **(3)**	80.55	1.148	16:00:14.403
6 -	***33.943***	***48.155***	25.498	***1:47.596*** **(1)**	***81.41***		***16:02:01.999***
7 -	34.246	49.316	25.487	1:49.049	80.32	1.453	16:03:51.048

P20 72 Kevin MILLER Suzuki - Mechanical Air Supplies Ltd

IDEAL LAP TIME : 1:45.642 BEST LAP TIME : 1:45.843 DIFFERENCE : 0.201

LAP	SECTOR 1	SECTOR 2	SECTOR 3	LAP TIME	MPH	DIFF	TIME OF DAY
1 -		50.616	25.872	2:02.206	71.68	16.363	15:53:05.931
2 -	34.495	51.313	25.237	1:51.045	78.88	5.202	15:54:56.976
3 -	34.899	48.353	25.310	1:48.562	80.68	2.719	15:56:45.538
4 -	34.505	48.153	25.009	1:47.667	81.36	1.824	15:58:33.205
5 -	33.685	47.266	25.107	1:46.058 **(2)**	82.59	0.215	16:00:19.263
6 -	***33.675***	47.610	25.297	1:46.582 **(3)**	82.18	0.739	16:02:05.845
7 -	33.876	***47.185***	***24.782***	***1:45.843*** **(1)**	***82.76***		***16:03:51.688***

P21 143 Robert DAVIE Suzuki -

IDEAL LAP TIME : 1:47.735 BEST LAP TIME : 1:48.679 DIFFERENCE : 0.944

LAP	SECTOR 1	SECTOR 2	SECTOR 3	LAP TIME	MPH	DIFF	TIME OF DAY
1 -		50.450	25.995	2:01.300	72.21	12.621	15:53:05.025
2 -	35.570	49.329	***25.162***	1:50.061	79.59	1.382	15:54:55.086
3 -	35.027	49.609	25.589	1:50.225	79.47	1.546	15:56:45.311
4 -	34.427	49.186	25.448	1:49.061	80.32	0.382	15:58:34.372
5 -	34.430	***48.311***	25.938	***1:48.679*** **(1)**	***80.60***		***16:00:23.051***
6 -	34.519	48.365	25.955	1:48.839 **(3)**	80.48	0.160	16:02:11.890
7 -	***34.262***	48.858	25.638	1:48.758 **(2)**	80.54	0.079	16:04:00.648

P22 16 Geoff LANSDELL Suzuki - EPG Domestic

IDEAL LAP TIME : 1:49.099 BEST LAP TIME : 1:49.613 DIFFERENCE : 0.514

LAP	SECTOR 1	SECTOR 2	SECTOR 3	LAP TIME	MPH	DIFF	TIME OF DAY

Weather / Track : Sunny / Dry

Brands Hatch GP
Circuit Length = 2.4332 miles
Start: 15:51 Flag 16:02 End: 16:04

BMCRC - MRO Championships 2018 - Rnd 6 @ Brands Hatch GP

BMCRC Thunderbike Sport & BMCRC Rookie Minitwins

RACE 15 - SECTOR ANALYSIS

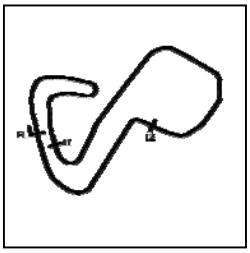

SECTOR 1 = FL to I1, SECTOR 2 = I1 to I2, SECTOR 3 = I2 to FL, DIFF = Difference To Personal Best Lap, P = Crossed Finish Line in Pit Lane, D = Time Disallowed

1 -		50.375	26.091	2:00.929	72.43	11.316	15:53:04.654
2 -	***34.707***	49.191	26.024	1:49.922 **(2)**	79.69	0.309	15:54:54.576
3 -	35.339	49.562	25.762	1:50.663	79.15	1.050	15:56:45.239
4 -	35.612	49.034	***25.475***	1:50.121 **(3)**	79.54	0.508	15:58:35.360
5 -	34.899	***48.917***	25.797	***1:49.613*** **(1)**	***79.91***		***16:00:24.973***
6 -	35.130	49.275	25.992	1:50.397	79.34	0.784	16:02:15.370
7 -	35.316	48.929	25.885	1:50.130	79.54	0.517	16:04:05.500

P23 10 RMT Ashley MITCHELL

Suzuki -

IDEAL LAP TIME : 1:48.601 BEST LAP TIME : 1:48.769 DIFFERENCE : 0.168

LAP	SECTOR 1	SECTOR 2	SECTOR 3	LAP TIME	MPH	DIFF	TIME OF DAY
1 -		50.178	***25.816***	2:02.748	71.36	13.979	15:53:06.473
2 -	34.661	49.742	26.339	1:50.742	79.10	1.973	15:54:57.215
3 -	35.152	50.694	26.064	1:51.910	78.27	3.141	15:56:49.125
4 -	34.526	50.562	26.093	1:51.181	78.78	2.412	15:58:40.306
5 -	34.638	49.603	26.245	1:50.486 **(3)**	79.28	1.717	16:00:30.792
6 -	***34.284***	49.089	26.008	1:49.381 **(2)**	80.08	0.612	16:02:20.173
7 -	34.314	***48.501***	25.954	***1:48.769*** **(1)**	***80.53***		***16:04:08.942***

P24 289 RMT Philip HORNE

Suzuki -

IDEAL LAP TIME : 1:47.785 BEST LAP TIME : 1:47.785 DIFFERENCE : 0.000

LAP	SECTOR 1	SECTOR 2	SECTOR 3	LAP TIME	MPH	DIFF	TIME OF DAY
1 -		50.351	26.740	2:00.354	72.78	12.569	15:53:04.079
2 -	34.413	49.407	26.646	1:50.466 **(3)**	79.29	2.681	15:54:54.545
3 -	35.518	50.723	26.561	1:52.802	77.65	5.017	15:56:47.347
4 -	35.739	50.291	26.468	1:52.498	77.86	4.713	15:58:39.845
5 -	35.528	49.628	26.449	1:51.605	78.48	3.820	16:00:31.450
6 -	34.345	48.907	26.513	1:49.765 **(2)**	79.80	1.980	16:02:21.215
7 -	***33.605***	***48.441***	***25.739***	***1:47.785*** **(1)**	***81.27***		***16:04:09.000***

P25 0 RMT Luke STANLEY

Suzuki - MOREMOTO

IDEAL LAP TIME : 1:49.986 BEST LAP TIME : 1:50.262 DIFFERENCE : 0.276

LAP	SECTOR 1	SECTOR 2	SECTOR 3	LAP TIME	MPH	DIFF	TIME OF DAY
1 -		50.630	26.389	2:01.155	72.30	10.893	15:53:04.880
2 -	35.200	49.876	26.142	1:51.218	78.76	0.956	15:54:56.098
3 -	35.178	50.723	***25.931***	1:51.832	78.33	1.570	15:56:47.930
4 -	35.237	51.590	25.949	1:52.776	77.67	2.514	15:58:40.706
5 -	35.394	49.850	25.969	1:51.213 **(3)**	78.76	0.951	16:00:31.919
6 -	34.900	***49.568***	26.014	1:50.482 **(2)**	79.28	0.220	16:02:22.401
7 -	***34.487***	49.693	26.082	***1:50.262*** **(1)**	***79.44***		***16:04:12.663***

P26 45 R John FORTEY

Suzuki - House of Gain Gym

IDEAL LAP TIME : 1:49.449 BEST LAP TIME : 1:49.457 DIFFERENCE : 0.008

LAP	SECTOR 1	SECTOR 2	SECTOR 3	LAP TIME	MPH	DIFF	TIME OF DAY
1 -		51.007	26.197	2:02.263	71.64	12.806	15:53:05.988
2 -	35.824	49.730	26.234	1:51.788	78.36	2.331	15:54:57.776
3 -	35.087	49.899	***25.915***	1:50.901 **(2)**	78.98	1.444	15:56:48.677
4 -	35.015	50.262	26.303	1:51.580	78.50	2.123	15:58:40.257
5 -	35.555	49.720	26.369	1:51.644	78.46	2.187	16:00:31.901
6 -	35.518	49.728	26.263	1:51.509 **(3)**	78.55	2.052	16:02:23.410
7 -	***34.274***	***49.260***	25.923	***1:49.457*** **(1)**	***80.02***		***16:04:12.867***

P27 59 RMT Benn RIDGWELL

Suzuki -

IDEAL LAP TIME : 1:49.863 BEST LAP TIME : 1:49.863 DIFFERENCE : 0.000

LAP	SECTOR 1	SECTOR 2	SECTOR 3	LAP TIME	MPH	DIFF	TIME OF DAY
1 -		49.864	26.717	2:00.496	72.69	10.633	15:53:04.221
2 -	35.872	50.176	26.441	1:52.489	77.87	2.626	15:54:56.710
3 -	35.126	50.388	27.600	1:53.114	77.44	3.251	15:56:49.824
4 -	35.509	50.024	26.201	1:51.734	78.39	1.871	15:58:41.558

Weather / Track : Sunny / Dry

Brands Hatch GP
Circuit Length = 2.4332 miles
Start: 15:51 Flag 16:02 End: 16:04

BMCRC - MRO Championships 2018 - Rnd 6 @ Brands Hatch GP

BMCRC Thunderbike Sport & BMCRC Rookie Minitwins

RACE 15 - SECTOR ANALYSIS

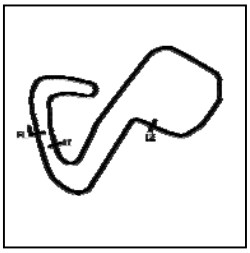

SECTOR 1 = FL to I1, SECTOR 2 = I1 to I2, SECTOR 3 = I2 to FL, DIFF = Difference To Personal Best Lap, P = Crossed Finish Line in Pit Lane, D = Time Disallowed

5 -	34.943	49.681	26.183	1:50.807 (2)	79.05	0.944	16:00:32.365
6 -	35.275	49.746	26.231	1:51.252 (3)	78.73	1.389	16:02:23.617
7 -	***34.822***	***49.068***	***25.973***	***1:49.863 (1)***	***79.73***		***16:04:13.480***

P28 999 R Simon READ Yamaha -

IDEAL LAP TIME : 1:53.627 BEST LAP TIME : 1:53.627 DIFFERENCE : 0.000

LAP	SECTOR 1	SECTOR 2	SECTOR 3	LAP TIME	MPH	DIFF	TIME OF DAY
1 -		52.719	26.997	2:06.113	69.46	12.486	15:53:09.838
2 -	37.861	52.042	27.121	1:57.024	74.85	3.397	15:55:06.862
3 -	37.992	53.838	27.291	1:59.121	73.53	5.494	15:57:05.983
4 -	37.254	51.761	26.903	1:55.918	75.56	2.291	15:59:01.901
5 -	37.119	51.261	26.430	1:54.810 (2)	76.29	1.183	16:00:56.711
6 -	37.154	51.847	26.543	1:55.544 (3)	75.81	1.917	16:02:52.255
7 -	***36.542***	***50.704***	***26.381***	***1:53.627 (1)***	***77.09***		***16:04:45.882***

P29 147 R Matthew MAY Honda - Tilehurst Glass Racing

IDEAL LAP TIME : 1:53.252 BEST LAP TIME : 1:53.735 DIFFERENCE : 0.483

LAP	SECTOR 1	SECTOR 2	SECTOR 3	LAP TIME	MPH	DIFF	TIME OF DAY
1 -		52.941	26.447	2:04.729	70.23	10.994	15:53:08.454
2 -	***35.996***	52.169	27.037	1:55.202 (2)	76.03	1.467	15:55:03.656
3 -	36.986	53.196	26.485	1:56.667	75.08	2.932	15:57:00.323
4 -	36.282	53.433	27.886	1:57.601	74.48	3.866	15:58:57.924
5 -	37.747	53.330	27.328	1:58.405	73.98	4.670	16:00:56.329
6 -	36.539	52.653	27.044	1:56.236 (3)	75.36	2.501	16:02:52.565
7 -	36.479	***51.209***	***26.047***	***1:53.735 (1)***	***77.01***		***16:04:46.300***

P30 60 RMT Adam RIDGWELL Suzuki -

IDEAL LAP TIME : 1:53.838 BEST LAP TIME : 1:54.025 DIFFERENCE : 0.187

LAP	SECTOR 1	SECTOR 2	SECTOR 3	LAP TIME	MPH	DIFF	TIME OF DAY
1 -		51.797	27.402	2:06.697	69.14	12.672	15:53:10.422
2 -	37.901	51.673	27.420	1:56.994	74.87	2.969	15:55:07.416
3 -	38.002	53.308	27.798	1:59.108	73.54	5.083	15:57:06.524
4 -	37.081	51.810	***26.794***	1:55.685 (3)	75.72	1.660	15:59:02.209
5 -	36.862	51.516	26.807	1:55.185 (2)	76.05	1.160	16:00:57.394
6 -	36.810	51.692	27.504	1:56.006	75.51	1.981	16:02:53.400
7 -	***36.030***	***51.014***	26.981	***1:54.025 (1)***	***76.82***		***16:04:47.425***

P31 44 RMT Tony PARKER Suzuki - Emerald Elevators

IDEAL LAP TIME : 1:53.622 BEST LAP TIME : 1:53.877 DIFFERENCE : 0.255

LAP	SECTOR 1	SECTOR 2	SECTOR 3	LAP TIME	MPH	DIFF	TIME OF DAY
1 -		52.671	27.207	2:06.908	69.02	13.031	15:53:10.633
2 -	37.804	52.993	27.168	1:57.965	74.25	4.088	15:55:08.598
3 -	36.879	53.653	27.516	1:58.048	74.20	4.171	15:57:06.646
4 -	37.010	52.958	27.065	1:57.033	74.84	3.156	15:59:03.679
5 -	***35.887***	52.081	27.050	1:55.018 (3)	76.16	1.141	16:00:58.697
6 -	36.114	51.720	27.080	1:54.914 (2)	76.22	1.037	16:02:53.611
7 -	36.142	***51.234***	***26.501***	***1:53.877 (1)***	***76.92***		***16:04:47.488***

P32 33 R Mark LAWRENCE Honda - Sarky racing

IDEAL LAP TIME : 1:56.572 BEST LAP TIME : 1:56.572 DIFFERENCE : 0.000

LAP	SECTOR 1	SECTOR 2	SECTOR 3	LAP TIME	MPH	DIFF	TIME OF DAY
1 -		53.726	27.981	2:09.542	67.62	12.970	15:53:13.267
2 -	36.733	52.826	28.201	1:57.760 (2)	74.38	1.188	15:55:11.027
3 -	37.729	54.003	28.275	2:00.007	72.99	3.435	15:57:11.034
4 -	37.861	53.209	28.253	1:59.323 (3)	73.41	2.751	15:59:10.357
5 -	***36.563***	***52.296***	***27.713***	***1:56.572 (1)***	***75.14***		***16:01:06.929***
6 -	36.755	1:12.856	28.021	2:17.632	63.64	21.060	16:03:24.561

Weather / Track : Sunny / Dry

Brands Hatch GP
Circuit Length = 2.4332 miles
Start: 15:51 Flag 16:02 End: 16:04

BMCRC - MRO Championships 2018 - Rnd 6 @ Brands Hatch GP

BMCRC Thunderbike Sport & BMCRC Rookie Minitwins

RACE 15 - SECTOR ANALYSIS

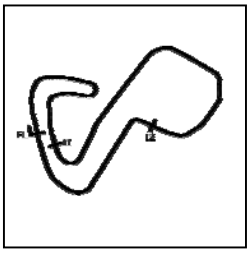

SECTOR 1 = FL to I1, SECTOR 2 = I1 to I2, SECTOR 3 = I2 to FL, DIFF = Difference To Personal Best Lap, P = Crossed Finish Line in Pit Lane, D = Time Disallowed

P33 62 RMT Ben MITCHELL Suzuki -

IDEAL LAP TIME : 1:59.805 BEST LAP TIME : 1:59.864 DIFFERENCE : 0.059

LAP	SECTOR 1	SECTOR 2	SECTOR 3	LAP TIME	MPH	DIFF	TIME OF DAY
1 -		55.754	29.419	2:13.997	65.37	14.133	15:53:17.722
2 -	39.638	55.868	29.231	2:04.737	70.22	4.873	15:55:22.459
3 -	39.427	55.600	28.690	2:03.717	70.80	3.853	15:57:26.176
4 -	38.952	54.899	28.641	2:02.492 **(3)**	71.51	2.628	15:59:28.668
5 -	38.900	***54.043***	***27.938***	2:00.881 **(2)**	72.46	1.017	16:01:29.549
6 -	***37.824***	54.098	27.942	***1:59.864*** **(1)**	***73.08***		***16:03:29.413***

P34 126 R Damien LECHAUVE Ktm -

IDEAL LAP TIME : 2:05.248 BEST LAP TIME : 2:05.256 DIFFERENCE : 0.008

LAP	SECTOR 1	SECTOR 2	SECTOR 3	LAP TIME	MPH	DIFF	TIME OF DAY
1 -		58.284	29.853	2:17.792	63.57	12.536	15:53:21.517
2 -	38.762	58.279	30.304	2:07.345 **(2)**	68.78	2.089	15:55:28.862
3 -	39.415	58.853	30.001	2:08.269	68.29	3.013	15:57:37.131
4 -	40.247	58.942	***29.849***	2:09.038	67.88	3.782	15:59:46.169
5 -	***38.688***	***56.711***	29.857	***2:05.256*** **(1)**	***69.93***		***16:01:51.425***
6 -	39.728	58.082	30.137	2:07.947 **(3)**	68.46	2.691	16:03:59.372

P35 102 R James TEGG Honda - Teggy102 Racing

IDEAL LAP TIME : 1:57.537 BEST LAP TIME : 1:58.794 DIFFERENCE : 1.257

LAP	SECTOR 1	SECTOR 2	SECTOR 3	LAP TIME	MPH	DIFF	TIME OF DAY
1 -		***53.062***	***27.478***	2:08.520	68.15	9.726	15:53:12.245
2 -	***36.997***	53.183	28.614	***1:58.794*** **(1)**	***73.73***		***15:55:11.039***
3 -	37.409	53.543	28.757	1:59.709 **(2)**	73.17	0.915	15:57:10.748
4 -	37.710	53.391	28.948	2:00.049 **(3)**	72.96	1.255	15:59:10.797
5 -	37.130	54.846	29.652	2:01.628	72.02	2.834	16:01:12.425

P36 20 Jose TOUCEDA SUZUKI - Cell2

IDEAL LAP TIME : 1:41.769 BEST LAP TIME : 1:42.055 DIFFERENCE : 0.286

LAP	SECTOR 1	SECTOR 2	SECTOR 3	LAP TIME	MPH	DIFF	TIME OF DAY
1 -		46.918	24.046	1:50.040	79.60	7.985	15:52:53.765
2 -	32.814	***45.455***	***23.786***	***1:42.055*** **(1)**	***85.83***		***15:54:35.820***

Weather / Track : Sunny / Dry

Brands Hatch GP
Circuit Length = 2.4332 miles
Start: 15:51 Flag 16:02 End: 16:04

BMCRC - MRO Championships 2018 - Rnd 6 @ Brands Hatch GP

BMCRC Thunderbike Sport & BMCRC Rookie Minitwins

RACE 15 - BEST SECTORS

	SECTOR 1			SECTOR 2			SECTOR 3			IDEAL / BEST COMPARISON					
POS	NO	NAME	TIME	NO	NAME	TIME	NO	NAME	TIME	POS	NO	NAME	IDEAL	BEST	DIFF
												PERFECT LAP	1:38.955		
1	81	MAY	31.399	81	MAY	44.039	666	BEASLEY	23.517	1	81	MAY	1:39.056	1:39.531	0.475
2	47	WATSON	31.635	47	WATSON	44.144	75	MAY	23.606	2	47	WATSON	1:39.526	1:40.030	0.504
3	90	WATSON	31.745	90	WATSON	44.727	81	MAY	23.618	3	90	WATSON	1:40.288	1:40.570	0.282
4	75	MAY	32.079	666	BEASLEY	44.903	47	WATSON	23.747	4	666	BEASLEY	1:40.834	1:41.178	0.344
5	48	WALLIS	32.101	75	MAY	45.216	20	TOUCEDA	23.786	5	75	MAY	1:40.901	1:41.520	0.619
6	666	BEASLEY	32.414	48	WALLIS	45.450	90	WATSON	23.816	6	48	WALLIS	1:41.642	1:42.013	0.371
7	198	TOPPING	32.440	20	TOUCEDA	45.455	48	WALLIS	24.091	7	20	TOUCEDA	1:41.769	1:42.055	0.286
8	20	TOUCEDA	32.528	84	BRANCO	46.063	79	HEMPHILL	24.117	8	79	HEMPHILL	1:43.306	1:44.137	0.831
9	73	LEWIN	32.606	42	MILLER	46.192	73	LEWIN	24.362	9	73	LEWIN	1:43.454	1:43.867	0.413
10	79	HEMPHILL	32.866	32	WILLIAMS	46.322	50	ROBSON	24.467	10	198	TOPPING	1:43.500	1:43.794	0.294
11	84	BRANCO	32.914	79	HEMPHILL	46.323	32	WILLIAMS	24.476	11	84	BRANCO	1:43.530	1:43.709	0.179
12	50	ROBSON	32.982	198	TOPPING	46.342	42	MILLER	24.523	12	42	MILLER	1:43.720	1:43.720	0.000
13	42	MILLER	33.005	137	CRAWT	46.479	84	BRANCO	24.553	13	32	WILLIAMS	1:43.964	1:44.384	0.420
14	137	CRAWT	33.166	73	LEWIN	46.486	137	CRAWT	24.715	14	50	ROBSON	1:44.205	1:44.321	0.116
15	32	WILLIAMS	33.166	50	ROBSON	46.756	198	TOPPING	24.718	15	137	CRAWT	1:44.360	1:44.519	0.159
16	5	YOUNG	33.243	85	KITE	47.099	85	KITE	24.747	16	85	KITE	1:45.373	1:45.809	0.436
17	181	FRANKLIN	33.363	37	WOODS	47.183	72	MILLER	24.782	17	37	WOODS	1:45.414	1:45.417	0.003
18	37	WOODS	33.373	72	MILLER	47.185	37	WOODS	24.858	18	72	MILLER	1:45.642	1:45.843	0.201
19	85	KITE	33.527	5	YOUNG	47.202	181	FRANKLIN	25.090	19	5	YOUNG	1:45.670	1:45.670	0.000
20	289	HORNE	33.605	181	FRANKLIN	47.239	143	DAVIE	25.162	20	181	FRANKLIN	1:45.692	1:45.928	0.236
21	72	MILLER	33.675	131	EVANS	48.155	5	YOUNG	25.225	21	131	EVANS	1:47.405	1:47.596	0.191
22	131	EVANS	33.943	143	DAVIE	48.311	131	EVANS	25.307	22	143	DAVIE	1:47.735	1:48.679	0.944
23	143	DAVIE	34.262	289	HORNE	48.441	16	LANSDELL	25.475	23	289	HORNE	1:47.785	1:47.785	0.000
24	45	FORTEY	34.274	10	MITCHELL	48.501	289	HORNE	25.739	24	10	MITCHELL	1:48.601	1:48.769	0.168
25	10	MITCHELL	34.284	16	LANSDELL	48.917	10	MITCHELL	25.816	25	16	LANSDELL	1:49.099	1:49.613	0.514
26	0	STANLEY	34.487	59	RIDGWELL	49.068	45	FORTEY	25.915	26	45	FORTEY	1:49.449	1:49.457	0.008
27	16	LANSDELL	34.707	45	FORTEY	49.260	0	STANLEY	25.931	27	59	RIDGWELL	1:49.863	1:49.863	0.000
28	59	RIDGWELL	34.822	0	STANLEY	49.568	59	RIDGWELL	25.973	28	0	STANLEY	1:49.986	1:50.262	0.276
29	44	PARKER	35.887	999	READ	50.704	147	MAY	26.047	29	147	MAY	1:53.252	1:53.735	0.483
30	147	MAY	35.996	60	RIDGWELL	51.014	999	READ	26.381	30	44	PARKER	1:53.622	1:53.877	0.255
31	60	RIDGWELL	36.030	147	MAY	51.209	44	PARKER	26.501	31	999	READ	1:53.627	1:53.627	0.000
32	999	READ	36.542	44	PARKER	51.234	60	RIDGWELL	26.794	32	60	RIDGWELL	1:53.838	1:54.025	0.187
33	33	LAWRENCE	36.563	33	LAWRENCE	52.296	102	TEGG	27.478	33	33	LAWRENCE	1:56.572	1:56.572	0.000
34	102	TEGG	36.997	102	TEGG	53.062	33	LAWRENCE	27.713	34	102	TEGG	1:57.537	1:58.794	1.257
35	62	MITCHELL	37.824	62	MITCHELL	54.043	62	MITCHELL	27.938	35	62	MITCHELL	1:59.805	1:59.864	0.059
36	126	LECHAUVE	38.688	126	LECHAUVE	56.711	126	LECHAUVE	29.849	36	126	LECHAUVE	2:05.248	2:05.256	0.008

Weather / Track : Sunny / Dry

Brands Hatch GP
Circuit Length = 2.4332 miles
Start: 15:51 Flag 16:02 End: 16:04

Results can be found at www.tsl-timing.com

Printed - 16:05 Sunday, 08 July 2018

BMCRC-MRO Championships 2018

DFDS Yamaha Past Masters

Brands Hatch GP

7th & 8th July 2018

Results Provided by Timing Solutions Ltd
www.tsl-timing.com

Brands Hatch GP

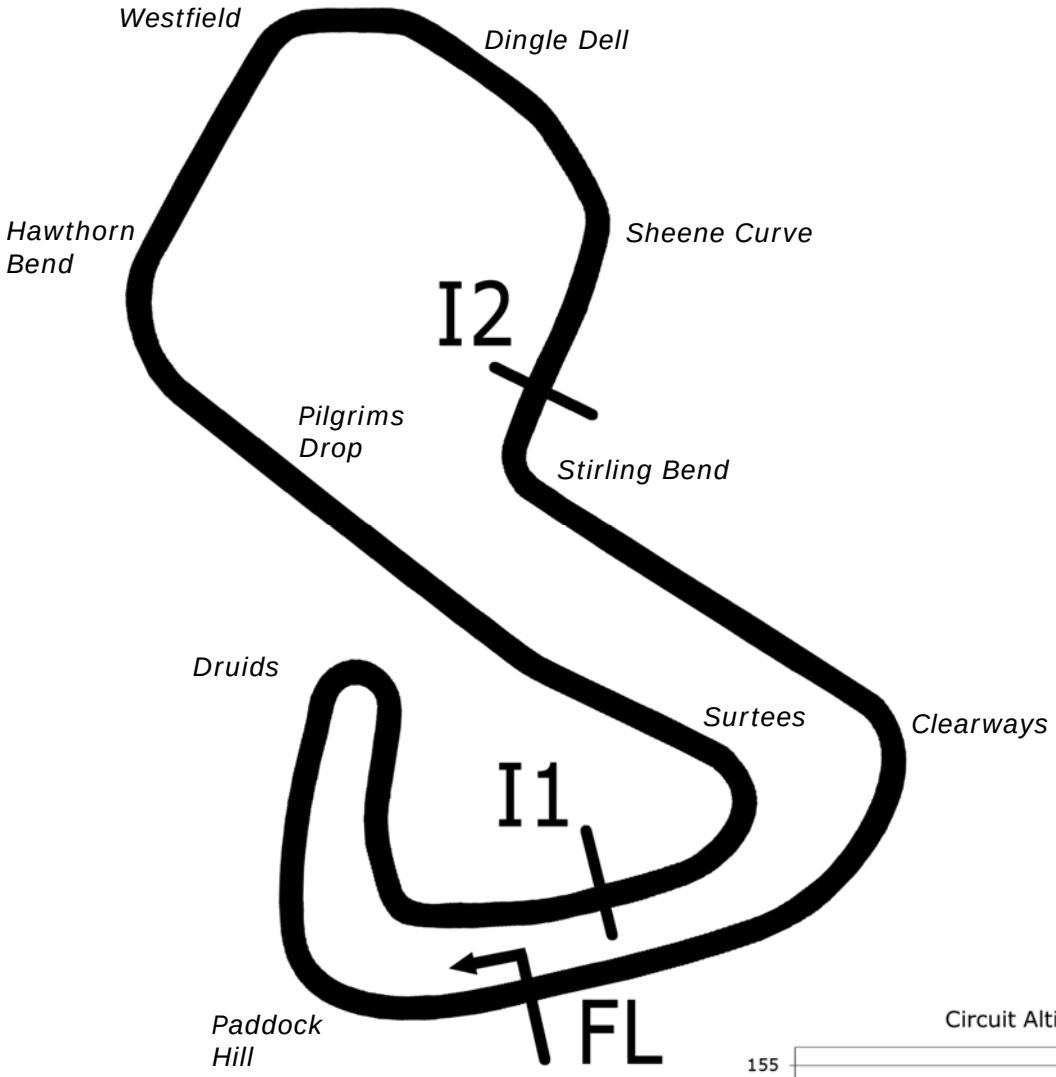

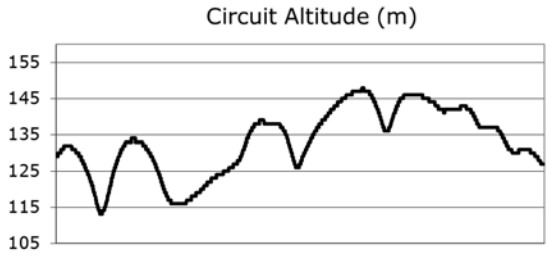

Length	2.4332 miles	3916.0 m	
FL		51.36032 N	0.26032 E
I1	1116m	51.35934 N	0.25955 E
I2	2928m	51.35532 N	0.26250 E
Pit Entry	3646m	51.35911 N	0.25743 E
Pit Exit	26m after FL	51.36027 N	0.26078 E

Pit Entry–Pit Exit 277m, 16.6s @60kph, 12.4s @80kph

All results available at www.tsl-timing.com

BMCRC - MRO Championships 2018 - Rnd 6 @ Brands Hatch GP

DFDS Seaways Yamaha Past Masters

QUALIFYING - CLASSIFICATION

POS	NO	CL	PIC	NAME	ENTRY	TIME	ON	LAPS	GAP	DIFF	MPH
1	13		1	Doug EDMONDSON	Yamaha - Anyone want to lend me a bike for the Classic T	1:45.747	6	6			82.83
2	19		2	Peter BRANTON	Yamaha -	1:47.028	4	6	1.281	1.281	81.84
3	81		3	Scott GRANT	Yamaha - SEAGER engineering/ Motaa Cycle Parts	1:47.103	4	6	1.356	0.075	81.78
4	24	R	1	Scott CARSON	Yamaha - Bridge motorcycles, Two wheel technics	1:47.997	5	6	2.250	0.894	81.11
5	4		4	Denis HALIL	Yamaha - D & A AUTOS	1:48.438	5	6	2.691	0.441	80.78
6	74		5	Paul WHITBY	Yamaha -	1:49.112	5	6	3.365	0.674	80.28
7	97		6	Reece GUYETT	Yamaha - rose mot	1:49.128	6	6	3.381	0.016	80.27
8	41		7	David ABRAHAM	Yamaha - Cambridge Motorcycles	1:49.593	4	6	3.846	0.465	79.93
9	101		8	Andrew DAVIES	Yamaha - GIBSON EXHAUSTS	1:50.355	6	6	4.608	0.762	79.37
10	70	C	1	Andrew BURSCOUGH	Yamaha - Apollo Tuning	1:50.578	6	6	4.831	0.223	79.21
11	95	R	2	Simon CLARK	Yamaha - Towan Motors	1:51.486	6	6	5.739	0.908	78.57
12	125		9	Ben MILES	Yamaha - Allspeed	1:51.489	3	3	5.742	0.003	78.57
13	40	C	2	Douglas BEACOCK	Yamaha -	1:52.436	4	6	6.689	0.947	77.90
14	2	C	3	Lee HUFF	Yamaha -	1:52.519	6	6	6.772	0.083	77.85
15	5	C	4	Max HOUSE	Yamaha -	1:52.521	5	6	6.774	0.002	77.85
16	76	C	5	Kevin HIGERTY	Yamaha - Aitch Racing	1:52.992	4	6	7.245	0.471	77.52
17	57	R	3	Geoff MOOK	Yamaha -	1:53.065	3	6	7.318	0.073	77.47
18	60	R	4	Daniel GOUGH	Yamaha - G Force Motorcycles	1:54.370	6	6	8.623	1.305	76.59
19	8		10	Peter MANNERING	Yamaha - mbc despatch racing	1:56.901	3	4	11.154	2.531	74.93
20	17	C	6	David PATERSON	Yamaha - Lots of overtime	1:57.082	4	4	11.335	0.181	74.81
21	46		11	Kevin MARSHALL	Yamaha -	1:58.511	6	6	12.764	1.429	73.91
22	83	C	7	Paul GODBOLD	Yamaha - Hill farm tree services	1:59.629	2	2	13.882	1.118	73.22
23	100	R	5	David MACKENZIE	Yamaha - www.ypmrc.co.uk	2:01.073	5	5	15.326	1.444	72.35
24	66	R	6	Neil ZWARTOUW	Yamaha - Please sponsor me!?	2:04.734	5	5	18.987	3.661	70.22
25	69	C	8	Mark ELLERAY	Yamaha - Abbot Solutions Ltd	2:07.215	4	5	21.468	2.481	68.85
26	67	R	7	Mark BAILEY	Yamaha - Gforce motorcycles	2:14.634	5	5	28.887	7.419	65.06
27	59		12	Neil HESMAN	Yamaha - Farkham Hall			0			

Brands Hatch GP
Circuit Length = 2.4332 miles
Start: 11:17 Flag 11:29 End: 11:32

Weather / Track : Sunny / Dry

These results are provisional until the conclusion of any judicial and technical matters.

Clerk Of Course :		Timekeeper :

Results can be found at www.tsl-timing.com

Printed - 11:32 Saturday, 07 July 2018

BMCRC - MRO Championships 2018 - Rnd 6 @ Brands Hatch GP

DFDS Seaways Yamaha Past Masters

QUALIFYING - SECTOR ANALYSIS

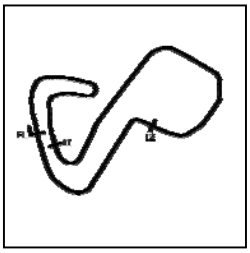

SECTOR 1 = FL to I1, SECTOR 2 = I1 to I2, SECTOR 3 = I2 to FL, DIFF = Difference To Personal Best Lap, P = Crossed Finish Line in Pit Lane, D = Time Disallowed

P1 13 Doug EDMONDSON Yamaha - Anyone want to lend me a bike for the Classic TT 201

IDEAL LAP TIME : 1:45.747 BEST LAP TIME : 1:45.747 DIFFERENCE : 0.000

LAP	SECTOR 1	SECTOR 2	SECTOR 3	LAP TIME	MPH	DIFF	TIME OF DAY
1 -	35.650	48.957	26.103	1:50.710	79.12	4.963	11:21:02.059
2 -	34.515	48.555	25.656	1:48.726	80.56	2.979	11:22:50.785
3 -	33.846	47.785	25.487	1:47.118 **(2)**	81.77	1.371	11:24:37.903
4 -	33.616	52.151	26.386	1:52.153	78.10	6.406	11:26:30.056
5 -	33.792	47.442	25.889	1:47.123 **(3)**	81.77	1.376	11:28:17.179
6 -	***33.352***	***47.137***	***25.258***	***1:45.747*** **(1)**	***82.83***		***11:30:02.926***

P2 19 Peter BRANTON Yamaha -

IDEAL LAP TIME : 1:46.840 BEST LAP TIME : 1:47.028 DIFFERENCE : 0.188

LAP	SECTOR 1	SECTOR 2	SECTOR 3	LAP TIME	MPH	DIFF	TIME OF DAY
1 -	36.462	49.360	25.611	1:51.433	78.61	4.405	11:21:02.588
2 -	34.696	48.423	25.340	1:48.459	80.76	1.431	11:22:51.047
3 -	34.561	47.860	***24.968***	1:47.389 **(2)**	81.57	0.361	11:24:38.436
4 -	***34.108***	***47.764***	25.156	***1:47.028*** **(1)**	***81.84***		***11:26:25.464***
5 -	34.753	48.403	25.134	1:48.290 **(3)**	80.89	1.262	11:28:13.754
6 -	34.203	48.899	25.399	1:48.501	80.73	1.473	11:30:02.255

P3 81 Scott GRANT Yamaha - SEAGER engineering/ Motaa Cycle Parts

IDEAL LAP TIME : 1:46.725 BEST LAP TIME : 1:47.103 DIFFERENCE : 0.378

LAP	SECTOR 1	SECTOR 2	SECTOR 3	LAP TIME	MPH	DIFF	TIME OF DAY
1 -	34.894	48.942	25.982	1:49.818	79.76	2.715	11:22:10.687
2 -	34.230	48.385	25.790	1:48.405 **(3)**	80.80	1.302	11:23:59.092
3 -	34.591	49.092	25.921	1:49.604	79.92	2.501	11:25:48.696
4 -	33.176	***48.088***	25.839	***1:47.103*** **(1)**	***81.78***		***11:27:35.799***
5 -	***33.085***	49.246	***25.552***	1:47.883 **(2)**	81.19	0.780	11:29:23.682
6 -	34.526	49.928	26.123	1:50.577	79.21	3.474	11:31:14.259

P4 24 R Scott CARSON Yamaha - Bridge motorcycles, Two wheel technics

IDEAL LAP TIME : 1:47.515 BEST LAP TIME : 1:47.997 DIFFERENCE : 0.482

LAP	SECTOR 1	SECTOR 2	SECTOR 3	LAP TIME	MPH	DIFF	TIME OF DAY
1 -	35.341	50.337	26.296	1:51.974	78.23	3.977	11:21:06.675
2 -	34.759	49.145	26.011	1:49.915	79.69	1.918	11:22:56.590
3 -	34.892	49.192	25.680	1:49.764 **(3)**	79.80	1.767	11:24:46.354
4 -	34.495	49.386	26.009	1:49.890	79.71	1.893	11:26:36.244
5 -	34.423	***48.056***	***25.518***	***1:47.997*** **(1)**	***81.11***		***11:28:24.241***
6 -	***33.941***	48.767	25.531	1:48.239 **(2)**	80.93	0.242	11:30:12.480

P5 4 Denis HALIL Yamaha - D & A AUTOS

IDEAL LAP TIME : 1:48.058 BEST LAP TIME : 1:48.438 DIFFERENCE : 0.380

LAP	SECTOR 1	SECTOR 2	SECTOR 3	LAP TIME	MPH	DIFF	TIME OF DAY
1 -	36.134	49.730	26.066	1:51.930	78.26	3.492	11:21:06.208
2 -	35.040	48.926	25.805	1:49.771 **(3)**	79.80	1.333	11:22:55.979
3 -	35.164	48.632	25.668	1:49.464 **(2)**	80.02	1.026	11:24:45.443
4 -	34.390	49.612	25.884	1:49.886	79.71	1.448	11:26:35.329
5 -	34.494	***48.322***	***25.622***	***1:48.438*** **(1)**	***80.78***		***11:28:23.767***
6 -	***34.114***	49.510	26.422	1:50.046	79.60	1.608	11:30:13.813

P6 74 Paul WHITBY Yamaha -

IDEAL LAP TIME : 1:48.432 BEST LAP TIME : 1:49.112 DIFFERENCE : 0.680

LAP	SECTOR 1	SECTOR 2	SECTOR 3	LAP TIME	MPH	DIFF	TIME OF DAY
1 -	37.412	49.190	26.223	1:52.825	77.64	3.713	11:21:07.449
2 -	35.144	48.512	25.961	1:49.617	79.91	0.505	11:22:57.066
3 -	34.994	48.392	***25.831***	1:49.217 **(2)**	80.20	0.105	11:24:46.283
4 -	34.416	49.350	25.983	1:49.749	79.81	0.637	11:26:36.032
5 -	34.543	48.609	25.960	***1:49.112*** **(1)**	***80.28***		***11:28:25.144***

Weather / Track : Sunny / Dry

Brands Hatch GP
Circuit Length = 2.4332 miles
Start: 11:17 Flag 11:29 End: 11:32

BMCRC - MRO Championships 2018 - Rnd 6 @ Brands Hatch GP

DFDS Seaways Yamaha Past Masters

QUALIFYING - SECTOR ANALYSIS

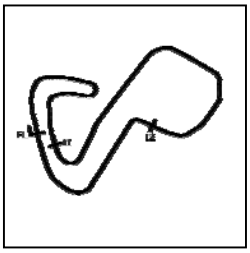

SECTOR 1 = FL to I1, SECTOR 2 = I1 to I2, SECTOR 3 = I2 to FL, DIFF = Difference To Personal Best Lap, P = Crossed Finish Line in Pit Lane, D = Time Disallowed

6 -	***34.222***	***48.379***	26.668	1:49.269 **(3)**	80.16	0.157	11:30:14.413

P7 97 Reece GUYETT Yamaha - rose mot

IDEAL LAP TIME : 1:48.755 BEST LAP TIME : 1:49.128 DIFFERENCE : 0.373

LAP	SECTOR 1	SECTOR 2	SECTOR 3	LAP TIME	MPH	DIFF	TIME OF DAY
1 -	36.727	50.809	26.292	1:53.828	76.95	4.700	11:21:30.071
2 -	34.989	49.376	***25.659***	1:50.024	79.61	0.896	11:23:20.095
3 -	34.895	48.982	26.000	1:49.877 **(3)**	79.72	0.749	11:25:09.972
4 -	***34.350***	49.311	26.036	1:49.697 **(2)**	79.85	0.569	11:26:59.669
5 -	34.759	49.382	25.822	1:49.963	79.66	0.835	11:28:49.632
6 -	34.416	***48.746***	25.966	***1:49.128*** **(1)**	***80.27***		***11:30:38.760***

P8 41 David ABRAHAM Yamaha - Cambridge Motorcycles

IDEAL LAP TIME : 1:49.295 BEST LAP TIME : 1:49.593 DIFFERENCE : 0.298

LAP	SECTOR 1	SECTOR 2	SECTOR 3	LAP TIME	MPH	DIFF	TIME OF DAY
1 -	37.673	50.082	26.556	1:54.311	76.63	4.718	11:21:14.111
2 -	35.413	49.628	25.905	1:50.946	78.95	1.353	11:23:05.057
3 -	35.123	49.682	25.896	1:50.701	79.13	1.108	11:24:55.758
4 -	***34.414***	49.069	26.110	***1:49.593*** **(1)**	***79.93***		***11:26:45.351***
5 -	34.907	49.102	***25.895***	1:49.904 **(2)**	79.70	0.311	11:28:35.255
6 -	34.924	***48.986***	26.051	1:49.961 **(3)**	79.66	0.368	11:30:25.216

P9 101 Andrew DAVIES Yamaha - GIBSON EXHAUSTS

IDEAL LAP TIME : 1:50.339 BEST LAP TIME : 1:50.355 DIFFERENCE : 0.016

LAP	SECTOR 1	SECTOR 2	SECTOR 3	LAP TIME	MPH	DIFF	TIME OF DAY
1 -	38.628	52.032	27.192	1:57.852	74.32	7.497	11:21:23.777
2 -	36.476	51.451	26.787	1:54.714	76.36	4.359	11:23:18.491
3 -	36.043	50.262	26.280	1:52.585	77.80	2.230	11:25:11.076
4 -	35.428	***49.145***	26.412	1:50.985 **(2)**	78.92	0.630	11:27:02.061
5 -	35.463	50.349	26.343	1:52.155 **(3)**	78.10	1.800	11:28:54.216
6 -	***35.423***	49.161	***25.771***	***1:50.355*** **(1)**	***79.37***		***11:30:44.571***

P10 70 C Andrew BURSCOUGH Yamaha - Apollo Tuning

IDEAL LAP TIME : 1:50.578 BEST LAP TIME : 1:50.578 DIFFERENCE : 0.000

LAP	SECTOR 1	SECTOR 2	SECTOR 3	LAP TIME	MPH	DIFF	TIME OF DAY
1 -	36.706	50.143	26.162	1:53.011 **(3)**	77.51	2.433	11:21:19.016
2 -	36.599	51.252	26.403	1:54.254	76.66	3.676	11:23:13.270
3 -	36.312	51.435	26.368	1:54.115	76.76	3.537	11:25:07.385
4 -	35.892	49.989	26.163	1:52.044 **(2)**	78.18	1.466	11:26:59.429
5 -	35.902	54.052	26.533	1:56.487	75.20	5.909	11:28:55.916
6 -	***35.297***	***49.330***	***25.951***	***1:50.578*** **(1)**	***79.21***		***11:30:46.494***

P11 95 R Simon CLARK Yamaha - Towan Motors

IDEAL LAP TIME : 1:50.525 BEST LAP TIME : 1:51.486 DIFFERENCE : 0.961

LAP	SECTOR 1	SECTOR 2	SECTOR 3	LAP TIME	MPH	DIFF	TIME OF DAY
1 -	39.037	51.573	26.918	1:57.528	74.53	6.042	11:21:23.856
2 -	36.755	51.711	26.469	1:54.935	76.21	3.449	11:23:18.791
3 -	36.263	50.314	26.479	1:53.056	77.48	1.570	11:25:11.847
4 -	35.119	50.554	***26.008***	1:51.681 **(2)**	78.43	0.195	11:27:03.528
5 -	***35.080***	51.183	26.506	1:52.769 **(3)**	77.67	1.283	11:28:56.297
6 -	35.571	***49.437***	26.478	***1:51.486*** **(1)**	***78.57***		***11:30:47.783***

P12 125 Ben MILES Yamaha - Allspeed

IDEAL LAP TIME : 1:51.351 BEST LAP TIME : 1:51.489 DIFFERENCE : 0.138

LAP	SECTOR 1	SECTOR 2	SECTOR 3	LAP TIME	MPH	DIFF	TIME OF DAY
1 -	OUTLAP	53.637	27.888	2:01.441	72.13	9.952	11:26:23.990
2 -	36.427	50.626	***26.356***	1:53.409 **(2)**	77.24	1.920	11:28:17.399
3 -	***34.470***	***50.525***	26.494	***1:51.489*** **(1)**	***78.57***		***11:30:08.888***

Weather / Track : Sunny / Dry

Brands Hatch GP
Circuit Length = 2.4332 miles
Start: 11:17 Flag 11:29 End: 11:32

BMCRC - MRO Championships 2018 - Rnd 6 @ Brands Hatch GP

DFDS Seaways Yamaha Past Masters

QUALIFYING - SECTOR ANALYSIS

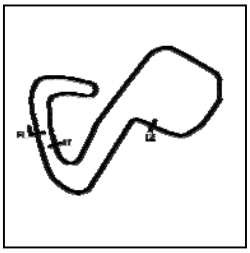

SECTOR 1 = FL to I1, SECTOR 2 = I1 to I2, SECTOR 3 = I2 to FL, DIFF = Difference To Personal Best Lap, P = Crossed Finish Line in Pit Lane, D = Time Disallowed

P13 40 C Douglas BEACOCK — Yamaha -

IDEAL LAP TIME : 1:52.215 BEST LAP TIME : 1:52.436 DIFFERENCE : 0.221

LAP	SECTOR 1	SECTOR 2	SECTOR 3	LAP TIME	MPH	DIFF	TIME OF DAY
1 -	38.487	52.745	27.093	1:58.325	74.03	5.889	11:21:17.559
2 -	36.659	51.872	26.820	1:55.351	75.94	2.915	11:23:12.910
3 -	35.976	50.753	26.709	1:53.438 **(3)**	77.22	1.002	11:25:06.348
4 -	***35.479***	***50.088***	26.869	***1:52.436*** **(1)**	***77.90***		***11:26:58.784***
5 -	35.732	52.335	***26.648***	1:54.715	76.36	2.279	11:28:53.499
6 -	35.629	50.333	26.777	1:52.739 **(2)**	77.70	0.303	11:30:46.238

P14 2 C Lee HUFF — Yamaha -

IDEAL LAP TIME : 1:52.201 BEST LAP TIME : 1:52.519 DIFFERENCE : 0.318

LAP	SECTOR 1	SECTOR 2	SECTOR 3	LAP TIME	MPH	DIFF	TIME OF DAY
1 -	36.321	51.773	26.952	1:55.046	76.14	2.527	11:21:18.967
2 -	37.170	52.582	27.414	1:57.166	74.76	4.647	11:23:16.133
3 -	***35.456***	50.368	26.865	1:52.689 **(2)**	77.73	0.170	11:25:08.822
4 -	35.665	50.464	26.985	1:53.114 **(3)**	77.44	0.595	11:27:01.936
5 -	35.581	52.923	26.587	1:55.091	76.11	2.572	11:28:57.027
6 -	35.774	***50.261***	***26.484***	***1:52.519*** **(1)**	***77.85***		***11:30:49.546***

P15 5 C Max HOUSE — Yamaha -

IDEAL LAP TIME : 1:51.995 BEST LAP TIME : 1:52.521 DIFFERENCE : 0.526

LAP	SECTOR 1	SECTOR 2	SECTOR 3	LAP TIME	MPH	DIFF	TIME OF DAY
1 -	36.824	52.102	26.693	1:55.619	75.76	3.098	11:21:20.211
2 -	37.478	52.359	26.632	1:56.469	75.21	3.948	11:23:16.680
3 -	35.759	51.083	27.165	1:54.007	76.83	1.486	11:25:10.687
4 -	35.538	50.707	26.536	1:52.781 **(2)**	77.67	0.260	11:27:03.468
5 -	***35.372***	50.476	26.673	***1:52.521*** **(1)**	***77.85***		***11:28:55.989***
6 -	36.375	***50.312***	***26.311***	1:52.998 **(3)**	77.52	0.477	11:30:48.987

P16 76 C Kevin HIGERTY — Yamaha - Aitch Racing

IDEAL LAP TIME : 1:52.913 BEST LAP TIME : 1:52.992 DIFFERENCE : 0.079

LAP	SECTOR 1	SECTOR 2	SECTOR 3	LAP TIME	MPH	DIFF	TIME OF DAY
1 -	38.711	52.955	26.728	1:58.394	73.98	5.402	11:21:31.698
2 -	36.956	51.437	26.549	1:54.942	76.21	1.950	11:23:26.640
3 -	***36.198***	50.333	26.660	1:53.191 **(2)**	77.38	0.199	11:25:19.831
4 -	36.277	***50.215***	***26.500***	***1:52.992*** **(1)**	***77.52***		***11:27:12.823***
5 -	37.608	50.466	26.537	1:54.611	76.43	1.619	11:29:07.434
6 -	36.973	50.394	26.654	1:54.021 **(3)**	76.82	1.029	11:31:01.455

P17 57 R Geoff MOOK — Yamaha -

IDEAL LAP TIME : 1:53.065 BEST LAP TIME : 1:53.065 DIFFERENCE : 0.000

LAP	SECTOR 1	SECTOR 2	SECTOR 3	LAP TIME	MPH	DIFF	TIME OF DAY
1 -	39.114	51.488	26.703	1:57.305	74.67	4.240	11:21:24.276
2 -	36.759	52.148	27.220	1:56.127	75.43	3.062	11:23:20.403
3 -	***35.530***	***51.243***	***26.292***	***1:53.065*** **(1)**	***77.47***		***11:25:13.468***
4 -	36.053	52.396	27.420	1:55.869 **(2)**	75.60	2.804	11:27:09.337
5 -	37.620	52.491	27.198	1:57.309	74.67	4.244	11:29:06.646
6 -	37.583	51.734	26.683	1:56.000 **(3)**	75.51	2.935	11:31:02.646

P18 60 R Daniel GOUGH — Yamaha - G Force Motorcycles

IDEAL LAP TIME : 1:53.850 BEST LAP TIME : 1:54.370 DIFFERENCE : 0.520

LAP	SECTOR 1	SECTOR 2	SECTOR 3	LAP TIME	MPH	DIFF	TIME OF DAY
1 -	39.687	52.121	26.860	1:58.668	73.81	4.298	11:21:25.801
2 -	36.629	51.370	27.138	1:55.137 **(3)**	76.08	0.767	11:23:20.938
3 -	37.447	51.411	26.608	1:55.466	75.86	1.096	11:25:16.404
4 -	36.692	52.308	27.093	1:56.093	75.45	1.723	11:27:12.497
5 -	37.387	***50.836***	***26.563***	1:54.786 **(2)**	76.31	0.416	11:29:07.283

Weather / Track : Sunny / Dry

Brands Hatch GP
Circuit Length = 2.4332 miles
Start: 11:17 Flag 11:29 End: 11:32

BMCRC - MRO Championships 2018 - Rnd 6 @ Brands Hatch GP

DFDS Seaways Yamaha Past Masters

QUALIFYING - SECTOR ANALYSIS

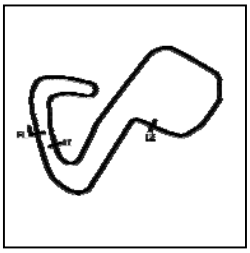

SECTOR 1 = FL to I1, SECTOR 2 = I1 to I2, SECTOR 3 = I2 to FL, DIFF = Difference To Personal Best Lap, P = Crossed Finish Line in Pit Lane, D = Time Disallowed

6 -	***36.451***	50.892	27.027	***1:54.370*** **(1)**	***76.59***	***11:31:01.653***

P19 8 Peter MANNERING Yamaha - mbc despatch racing

IDEAL LAP TIME : 1:56.799 BEST LAP TIME : 1:56.901 DIFFERENCE : 0.102

LAP	SECTOR 1	SECTOR 2	SECTOR 3	LAP TIME	MPH	DIFF	TIME OF DAY
1 -	39.888	54.919	28.140	2:02.947	71.24	6.046	11:21:45.930
2 -	37.600	53.941	27.851	1:59.392 **(3)**	73.37	2.491	11:23:45.322
3 -	37.135	***52.350***	***27.416***	***1:56.901*** **(1)**	***74.93***		***11:25:42.223***
4 -	***37.033***	52.552	27.929	1:57.514 **(2)**	74.54	0.613	11:27:39.737

P20 17 C David PATERSON Yamaha - Lots of overtime

IDEAL LAP TIME : 1:57.082 BEST LAP TIME : 1:57.082 DIFFERENCE : 0.000

LAP	SECTOR 1	SECTOR 2	SECTOR 3	LAP TIME	MPH	DIFF	TIME OF DAY
1 -	40.150	53.511	27.497	2:01.158	72.30	4.076	11:21:17.632
2 -	37.695	53.163	28.297	1:59.155 **(3)**	73.51	2.073	11:23:16.787
3 -	37.800	53.224	27.456	1:58.480 **(2)**	73.93	1.398	11:25:15.267
4 -	***37.427***	***52.332***	***27.323***	***1:57.082*** **(1)**	***74.81***		***11:27:12.349***

P21 46 Kevin MARSHALL Yamaha -

IDEAL LAP TIME : 1:58.511 BEST LAP TIME : 1:58.511 DIFFERENCE : 0.000

LAP	SECTOR 1	SECTOR 2	SECTOR 3	LAP TIME	MPH	DIFF	TIME OF DAY
1 -	38.960	54.565	29.202	2:02.727	71.37	4.216	11:21:18.824
2 -	38.556	54.314	28.633	2:01.503	72.09	2.992	11:23:20.327
3 -	38.322	54.606	28.468	2:01.396	72.15	2.885	11:25:21.723
4 -	37.993	54.250	28.402	2:00.645 **(3)**	72.60	2.134	11:27:22.368
5 -	38.065	53.636	28.601	2:00.302 **(2)**	72.81	1.791	11:29:22.670
6 -	***37.543***	***52.866***	***28.102***	***1:58.511*** **(1)**	***73.91***		***11:31:21.181***

P22 83 C Paul GODBOLD Yamaha - Hill farm tree services

IDEAL LAP TIME : 1:59.025 BEST LAP TIME : 1:59.629 DIFFERENCE : 0.604

LAP	SECTOR 1	SECTOR 2	SECTOR 3	LAP TIME	MPH	DIFF	TIME OF DAY
1 -	39.145	***53.418***	28.744	2:01.307 **(2)**	72.21	1.678	11:21:29.924
2 -	***37.105***	54.022	***28.502***	***1:59.629*** **(1)**	***73.22***		***11:23:29.553***

P23 100 R David MACKENZIE Yamaha - www.ypmrc.co.uk

IDEAL LAP TIME : 2:00.739 BEST LAP TIME : 2:01.073 DIFFERENCE : 0.334

LAP	SECTOR 1	SECTOR 2	SECTOR 3	LAP TIME	MPH	DIFF	TIME OF DAY
1 -	39.451	1:01.638	***28.382***	2:09.471	67.65	8.398	11:21:54.045
2 -	38.273	***54.443***	28.476	2:01.192 **(2)**	72.28	0.119	11:23:55.237
3 -	39.076	57.086	29.056	2:05.218 **(3)**	69.95	4.145	11:26:00.455
4 -	40.811	56.328	29.051	2:06.190	69.41	5.117	11:28:06.645
5 -	***37.914***	54.764	28.395	***2:01.073*** **(1)**	***72.35***		***11:30:07.718***

P24 66 R Neil ZWARTOUW Yamaha - Please sponsor me!?

IDEAL LAP TIME : 2:04.364 BEST LAP TIME : 2:04.734 DIFFERENCE : 0.370

LAP	SECTOR 1	SECTOR 2	SECTOR 3	LAP TIME	MPH	DIFF	TIME OF DAY
1 -	40.659	59.402	29.325	2:09.386	67.70	4.652	11:21:46.302
2 -	***39.702***	58.353	28.852	2:06.907 **(3)**	69.02	2.173	11:23:53.209
3 -	40.252	57.437	28.995	2:06.684 **(2)**	69.14	1.950	11:25:59.893
4 -	40.642	58.234	28.426	2:07.302	68.81	2.568	11:28:07.195
5 -	40.072	***56.570***	***28.092***	***2:04.734*** **(1)**	***70.22***		***11:30:11.929***

P25 69 C Mark ELLERAY Yamaha - Abbot Solutions Ltd

IDEAL LAP TIME : 2:07.109 BEST LAP TIME : 2:07.215 DIFFERENCE : 0.106

LAP	SECTOR 1	SECTOR 2	SECTOR 3	LAP TIME	MPH	DIFF	TIME OF DAY
1 -	44.624	59.307	29.965	2:13.896	65.42	6.681	11:21:40.030
2 -	41.699	58.154	***29.826***	2:09.679 **(3)**	67.55	2.464	11:23:49.709

Weather / Track : Sunny / Dry

Brands Hatch GP
Circuit Length = 2.4332 miles
Start: 11:17 Flag 11:29 End: 11:32

BMCRC - MRO Championships 2018 - Rnd 6 @ Brands Hatch GP

DFDS Seaways Yamaha Past Masters

QUALIFYING - SECTOR ANALYSIS

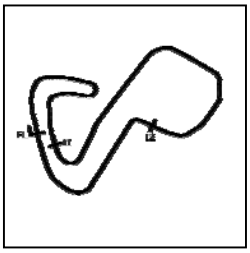

SECTOR 1 = FL to I1, SECTOR 2 = I1 to I2, SECTOR 3 = I2 to FL, DIFF = Difference To Personal Best Lap, P = Crossed Finish Line in Pit Lane, D = Time Disallowed

3 -	41.896	1:00.530	30.032	2:12.458	66.13	5.243	11:26:02.167
4 -	***40.621***	***56.662***	29.932	***2:07.215*** **(1)**	***68.85***		***11:28:09.382***
5 -	40.963	56.897	30.062	2:07.922 **(2)**	68.47	0.707	11:30:17.304

P26 67 R Mark BAILEY Yamaha - Gforce motorcycles

IDEAL LAP TIME : 2:14.634 BEST LAP TIME : 2:14.634 DIFFERENCE : 0.000

LAP	SECTOR 1	SECTOR 2	SECTOR 3	LAP TIME	MPH	DIFF	TIME OF DAY
1 -	44.300	1:03.321	32.071	2:19.692	62.70	5.058	11:22:04.789
2 -	45.073	1:02.190	32.137	2:19.400 **(3)**	62.83	4.766	11:24:24.189
3 -	44.737	1:04.463	32.059	2:21.259	62.01	6.625	11:26:45.448
4 -	44.266	1:03.080	31.545	2:18.891 **(2)**	63.06	4.257	11:29:04.339
5 -	***42.740***	***1:01.029***	***30.865***	***2:14.634*** **(1)**	***65.06***		***11:31:18.973***

Weather / Track : Sunny / Dry

Brands Hatch GP
Circuit Length = 2.4332 miles
Start: 11:17 Flag 11:29 End: 11:32

BMCRC - MRO Championships 2018 - Rnd 6 @ Brands Hatch GP

DFDS Seaways Yamaha Past Masters

QUALIFYING - BEST SECTORS

	SECTOR 1			SECTOR 2			SECTOR 3			IDEAL / BEST COMPARISON					
POS	NO	NAME	TIME	NO	NAME	TIME	NO	NAME	TIME	POS	NO	NAME	IDEAL	BEST	DIFF
												PERFECT LAP	1:45.190		
1	81	GRANT	33.085	13	EDMONDSON	47.137	19	BRANTON	24.968	1	13	EDMONDSON	1:45.747	1:45.747	0.000
2	13	EDMONDSON	33.352	19	BRANTON	47.764	13	EDMONDSON	25.258	2	81	GRANT	1:46.725	1:47.103	0.378
3	24	CARSON	33.941	24	CARSON	48.056	24	CARSON	25.518	3	19	BRANTON	1:46.840	1:47.028	0.188
4	19	BRANTON	34.108	81	GRANT	48.088	81	GRANT	25.552	4	24	CARSON	1:47.515	1:47.997	0.482
5	4	HALIL	34.114	4	HALIL	48.322	4	HALIL	25.622	5	4	HALIL	1:48.058	1:48.438	0.380
6	74	WHITBY	34.222	74	WHITBY	48.379	97	GUYETT	25.659	6	74	WHITBY	1:48.432	1:49.112	0.680
7	97	GUYETT	34.350	97	GUYETT	48.746	101	DAVIES	25.771	7	97	GUYETT	1:48.755	1:49.128	0.373
8	41	ABRAHAM	34.414	41	ABRAHAM	48.986	74	WHITBY	25.831	8	41	ABRAHAM	1:49.295	1:49.593	0.298
9	125	MILES	34.470	101	DAVIES	49.145	41	ABRAHAM	25.895	9	101	DAVIES	1:50.339	1:50.355	0.016
10	95	CLARK	35.080	70	BURSCOUGH	49.330	70	BURSCOUGH	25.951	10	95	CLARK	1:50.525	1:51.486	0.961
11	70	BURSCOUGH	35.297	95	CLARK	49.437	95	CLARK	26.008	11	70	BURSCOUGH	1:50.578	1:50.578	0.000
12	5	HOUSE	35.372	40	BEACOCK	50.088	57	MOOK	26.292	12	125	MILES	1:51.351	1:51.489	0.138
13	101	DAVIES	35.423	76	HIGERTY	50.215	5	HOUSE	26.311	13	5	HOUSE	1:51.995	1:52.521	0.526
14	2	HUFF	35.456	2	HUFF	50.261	125	MILES	26.356	14	2	HUFF	1:52.201	1:52.519	0.318
15	40	BEACOCK	35.479	5	HOUSE	50.312	2	HUFF	26.484	15	40	BEACOCK	1:52.215	1:52.436	0.221
16	57	MOOK	35.530	125	MILES	50.525	76	HIGERTY	26.500	16	76	HIGERTY	1:52.913	1:52.992	0.079
17	76	HIGERTY	36.198	60	GOUGH	50.836	60	GOUGH	26.563	17	57	MOOK	1:53.065	1:53.065	0.000
18	60	GOUGH	36.451	57	MOOK	51.243	40	BEACOCK	26.648	18	60	GOUGH	1:53.850	1:54.370	0.520
19	8	MANNERING	37.033	17	PATERSON	52.332	17	PATERSON	27.323	19	8	MANNERING	1:56.799	1:56.901	0.102
20	83	GODBOLD	37.105	8	MANNERING	52.350	8	MANNERING	27.416	20	17	PATERSON	1:57.082	1:57.082	0.000
21	17	PATERSON	37.427	46	MARSHALL	52.866	66	ZWARTOUW	28.092	21	46	MARSHALL	1:58.511	1:58.511	0.000
22	46	MARSHALL	37.543	83	GODBOLD	53.418	46	MARSHALL	28.102	22	83	GODBOLD	1:59.025	1:59.629	0.604
23	100	MACKENZIE	37.914	100	MACKENZIE	54.443	100	MACKENZIE	28.382	23	100	MACKENZIE	2:00.739	2:01.073	0.334
24	66	ZWARTOUW	39.702	66	ZWARTOUW	56.570	83	GODBOLD	28.502	24	66	ZWARTOUW	2:04.364	2:04.734	0.370
25	69	ELLERAY	40.621	69	ELLERAY	56.662	59	HESMAN	29.641	25	69	ELLERAY	2:07.109	2:07.215	0.106
26	59	HESMAN	42.361	67	BAILEY	1:01.029	69	ELLERAY	29.826	26	67	BAILEY	2:14.634	2:14.634	0.000
27	67	BAILEY	42.740				67	BAILEY	30.865						

Weather / Track : Sunny / Dry

Brands Hatch GP
Circuit Length = 2.4332 miles
Start: 11:17 Flag 11:29 End: 11:32

Results can be found at www.tsl-timing.com

Printed - 11:32 Saturday, 07 July 2018

BMCRC - MRO Championships 2018 - Rnd 6 @ Brands Hatch GP

DFDS Seaways Yamaha Past Masters

RACE 8 - GRID (6 Laps)

ROW 9	27	59	Neil HESMAN	26	67	Mark BAILEY (2:14.634)	25	69 Mark ELLERAY (2:07.215)
ROW 8	24	66	Neil ZWARTOUW (2:04.734)	23	100	David MACKENZIE (2:01.073)	22	83 Paul GODBOLD (1:59.629)
ROW 7	21	46	Kevin MARSHALL (1:58.511)	20	17	David PATERSON (1:57.082)	19	8 Peter MANNERING (1:56.901)
ROW 6	18	60	Daniel GOUGH (1:54.370)	17	57	Geoff MOOK (1:53.065)	16	76 Kevin HIGERTY (1:52.992)
ROW 5	15	5	Max HOUSE (1:52.521)	14	2	Lee HUFF (1:52.519)	13	40 Douglas BEACOCK (1:52.436)
ROW 4	12	125	Ben MILES (1:51.489)	11	95	Simon CLARK (1:51.486)	10	70 Andrew BURSCOUGH (1:50.578)
ROW 3	9	101	Andrew DAVIES (1:50.355)	8	41	David ABRAHAM (1:49.593)	7	97 Reece GUYETT (1:49.128)
ROW 2	6	74	Paul WHITBY (1:49.112)	5	4	Denis HALIL (1:48.438)	4	24 Scott CARSON (1:47.997)
ROW 1	3	81	Scott GRANT (1:47.103)	2	19	Peter BRANTON (1:47.028)	1	13 Doug EDMONDSON (1:45.747) **Pole**

Brands Hatch GP
Circuit Length = 2.4332 miles

These results are provisional until the conclusion of any judicial and technical matters.

Clerk Of Course :		Timekeeper :

Results can be found at www.tsl-timing.com

Printed - 11:33 Saturday, 07 July 2018

BMCRC - MRO Championships 2018 - Rnd 6 @ Brands Hatch GP

DFDS Seaways Yamaha Past Masters

RACE 8 - CLASSIFICATION

POS	NO	CL	PIC	NAME	ENTRY	LAPS	TIME	GAP	DIFF	MPH	BEST	ON
1	19		1	Peter BRANTON	Yamaha -	6	10:31.478			83.23	1:43.950	5
2	13		2	Doug EDMONDSON	Yamaha - Anyone want to lend me a bike for the Cla	6	10:33.336	1.858	1.858	82.98	1:44.299	4
3	81		3	Scott GRANT	Yamaha - SEAGER engineering/ Motaa Cycle Parts	6	10:37.880	6.402	4.544	82.39	1:44.849	3
4	125		4	Ben MILES	Yamaha - Allspeed	6	10:42.133	10.655	4.253	81.85	1:45.215	3
5	97		5	Reece GUYETT	Yamaha - rose mot	6	10:43.930	12.452	1.797	81.62	1:45.886	4
6	4		6	Denis HALIL	Yamaha - D & A AUTOS	6	10:43.991	12.513	0.061	81.61	1:45.811	3
7	74		7	Paul WHITBY	Yamaha -	6	10:44.499	13.021	0.508	81.55	1:45.970	3
8	24	R	1	Scott CARSON	Yamaha - Bridge motorcycles, Two wheel technics	6	10:45.765	14.287	1.266	81.39	1:46.210	3
9	101		8	Andrew DAVIES	Yamaha - GIBSON EXHAUSTS	6	11:02.746	31.268	16.981	79.30	1:48.873	4
10	40	C	1	Douglas BEACOCK	Yamaha -	6	11:06.750	35.272	4.004	78.82	1:49.512	5
11	95	R	2	Simon CLARK	Yamaha - Towan Motors	6	11:10.663	39.185	3.913	78.36	1:49.681	3
12	2	C	2	Lee HUFF	Yamaha -	6	11:10.696	39.218	0.033	78.36	1:49.744	3
13	5	C	3	Max HOUSE	Yamaha -	6	11:21.781	50.303	11.085	77.09	1:51.537	3
14	76	C	4	Kevin HIGERTY	Yamaha - Aitch Racing	6	11:23.147	51.669	1.366	76.93	1:51.379	4
15	60	R	3	Daniel GOUGH	Yamaha - G Force Motorcycles	6	11:27.054	55.576	3.907	76.49	1:52.129	6
16	17	C	5	David PATERSON	Yamaha - Lots of overtime	6	11:29.418	57.940	2.364	76.23	1:52.819	6
17	57	R	4	Geoff MOOK	Yamaha -	6	11:29.951	58.473	0.533	76.17	1:52.836	6
18	46		9	Kevin MARSHALL	Yamaha -	6	11:50.905	1:19.427	20.954	73.93	1:55.415	4
19	100	R	5	David MACKENZIE	Yamaha - www.ypmrc.co.uk	6	12:00.947	1:29.469	10.042	72.90	1:56.610	3
20	66	R	6	Neil ZWARTOUW	Yamaha - Please sponsor me!?	6	12:28.406	1:56.928	27.459	70.22	2:02.690	4
21	59		10	Neil HESMAN	Yamaha - Farkham Hall	6	12:30.138	1:58.660	1.732	70.06	2:02.105	2
22	69	C	6	Mark ELLERAY	Yamaha - Abbot Solutions Ltd	5	10:40.046	1 Lap	1 Lap	68.43	2:04.646	2
23	67	R	7	Mark BAILEY	Yamaha - Gforce motorcycles	5	11:16.282	1 Lap	36.236	64.76	2:12.432	5
					NOT CLASSIFIED							
DNF	41			David ABRAHAM	Yamaha - Cambridge Motorcycles	4	7:27.679	2 Laps	1 Lap	78.26	1:49.818	2
DNF	70	C		Andrew BURSCOUGH	Yamaha - Apollo Tuning	4	7:30.927	2 Laps	3.248	77.70	1:49.358	2
DNF	8			Peter MANNERING	Yamaha - mbc despatch racing	1	2:02.596	5 Laps	3 Laps	71.45		
					FASTEST LAP							
	19			Peter BRANTON	Yamaha -	5	1:43.950	84.26 mph		135.61 kph		
	24	R		Scott CARSON	Yamaha - Bridge motorcycles, Two wheel technics	3	1:46.210	82.47 mph		132.73 kph		
	70	C		Andrew BURSCOUGH	Yamaha - Apollo Tuning	2	1:49.358	80.10 mph		128.91 kph		

Class - 92.5% of Race Speed = 76.98 mph
Class R - 92.5% of Race Speed = 75.28 mph
Class C - 92.5% of Race Speed = 72.90 mph

Brands Hatch GP
Circuit Length = 2.4332 miles
Start: 14:38 Flag 14:49 End: 14:51

Weather / Track : Sunny / Dry
These results are provisional until the conclusion of any judicial and technical matters.

Clerk Of Course :		Timekeeper :

Results can be found at www.tsl-timing.com

Printed - 14:51 Saturday, 07 July 2018

BMCRC - MRO Championships 2018 - Rnd 6 @ Brands Hatch GP

DFDS Seaways Yamaha Past Masters

RACE 8 - LAP CHART

LAP 1 @ 14:40:27.738

NO	BEHIND	LAP TIME
19		1:49.390
13	0.072	1:49.462
81	1.595	1:50.985
24	2.322	1:51.712
4	2.871	1:52.261
97	3.245	1:52.635
74	3.863	1:53.253
125	3.920	1:53.310
101	5.932	1:55.322
70	6.208	1:55.598
41	6.274	1:55.664
40	6.903	1:56.293
95	7.398	1:56.788
2	9.055	1:58.445
57	10.902	2:00.292
60	11.396	2:00.786
17	12.126	2:01.516
5	12.194	2:01.584
76	12.592	2:01.982
8	13.206	2:02.596
66	21.381	2:10.771
46	21.681	2:11.071
100	22.643	2:12.033
59	22.944	2:12.334
69	23.898	2:13.288
67	31.857	2:21.247

LAP 2 @ 14:42:12.541

NO	BEHIND	LAP TIME
19		1:44.803
13	0.672	1:45.403
81	2.171	1:45.379
24	3.734	1:46.215
4	4.106	1:46.038
97	4.472	1:46.030
125	4.880	1:45.763
74	5.124	1:46.064
101	10.619	1:49.490
70	10.763	1:49.358
41	11.289	1:49.818
40	12.644	1:50.544
95	13.844	1:51.249
2	14.545	1:50.293
5	20.288	1:52.897
57	20.434	1:54.335
60	20.495	1:53.902
76	20.888	1:53.099
17	21.442	1:54.119
46	33.811	1:56.933
100	35.550	1:57.710
59	40.246	2:02.105
66	40.423	2:03.845
69	43.741	2:04.646
67	1:01.710	2:14.656

LAP 3 @ 14:43:57.200

NO	BEHIND	LAP TIME
19		1:44.659
13	0.906	1:44.893
81	2.361	1:44.849
4	5.258	1:45.811
24	5.285	1:46.210
125	5.436	1:45.215
97	5.874	1:46.061
74	6.435	1:45.970
101	15.685	1:49.725
70	16.505	1:50.401
41	17.067	1:50.437
40	17.698	1:49.713
95	18.866	1:49.681
2	19.630	1:49.744
5	27.166	1:51.537
76	28.034	1:51.805
57	28.865	1:53.090
60	29.342	1:53.506
17	30.436	1:53.653
46	45.525	1:56.373
100	47.501	1:56.610
66	59.239	2:03.475
59	59.450	2:03.863
69	1:05.454	2:06.372
67	1:31.277	2:14.226

LAP 4 @ 14:45:41.377

NO	BEHIND	LAP TIME
19		1:44.177
13	1.028	1:44.299
81	3.123	1:44.939
125	7.039	1:45.780
24	7.428	1:46.320
97	7.583	1:45.886
4	7.923	1:46.842
74	8.481	1:46.223
101	20.381	1:48.873
40	24.197	1:50.676
41	24.650	1:51.760
95	25.372	1:50.683
2	26.442	1:50.989
70	27.898	1:55.570
5	34.628	1:51.639
76	35.236	1:51.379
60	39.066	1:53.901
17	40.014	1:53.755
57	40.841	1:56.153
46	56.763	1:55.415
100	1:01.053	1:57.729
66	1:17.752	2:02.690
59	1:19.080	2:03.807
69	1:29.358	2:08.081

LAP 5 @ 14:47:25.327

NO	BEHIND	LAP TIME
19		1:43.950
13	1.744	1:44.666
81	5.588	1:46.415
125	8.841	1:45.752
97	10.586	1:46.953
4	10.997	1:47.024
24	11.232	1:47.754
74	11.382	1:46.851
67	1 Lap	2:13.721
101	26.175	1:49.744
40	29.759	1:49.512
95	32.438	1:51.016
2	32.901	1:50.409
5	42.481	1:51.803
76	43.725	1:52.439
60	47.946	1:52.830
17	49.620	1:53.556
57	50.136	1:53.245
46	1:08.323	1:55.510
100	1:15.702	1:58.599
66	1:37.299	2:03.497
59	1:38.458	2:03.328

LAP 6 @ 14:49:09.826

NO	BEHIND	LAP TIME
19		1:44.499
13	1.858	1:44.613
81	6.402	1:45.313
69	1 Lap	2:07.659
125	10.655	1:46.313
97	12.452	1:46.365
4	12.513	1:46.015
74	13.021	1:46.138
24	14.287	1:47.554
101	31.268	1:49.592
40	35.272	1:50.012
95	39.185	1:51.246
2	39.218	1:50.816
67	1 Lap	2:12.432
5	50.303	1:52.321
76	51.669	1:52.443
60	55.576	1:52.129
17	57.940	1:52.819
57	58.473	1:52.836
46	1:19.427	1:55.603
100	1:29.469	1:58.266
66	1:56.928	2:04.128
59	1:58.660	2:04.701

Weather / Track : Sunny / Dry

Brands Hatch GP
Circuit Length = 2.4332 miles
Start: 14:38 Flag 14:49 End: 14:51

BMCRC - MRO Championships 2018 - Rnd 6 @ Brands Hatch GP

DFDS Seaways Yamaha Past Masters

RACE 8 - SECTOR ANALYSIS

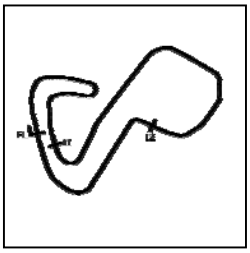

SECTOR 1 = FL to I1, SECTOR 2 = I1 to I2, SECTOR 3 = I2 to FL, DIFF = Difference To Personal Best Lap, P = Crossed Finish Line in Pit Lane, D = Time Disallowed

P1 19 Peter BRANTON Yamaha -

IDEAL LAP TIME : 1:43.751 BEST LAP TIME : 1:43.950 DIFFERENCE : 0.199

LAP	SECTOR 1	SECTOR 2	SECTOR 3	LAP TIME	MPH	DIFF	TIME OF DAY
1 -		***46.536***	24.800	1:49.390	80.07	5.440	14:40:27.738
2 -	32.995	47.072	24.736	1:44.803	83.58	0.853	14:42:12.541
3 -	33.310	46.764	24.585	1:44.659	83.69	0.709	14:43:57.200
4 -	32.805	46.591	24.781	1:44.177 **(2)**	84.08	0.227	14:45:41.377
5 -	32.872	46.566	***24.512***	***1:43.950*** **(1)**	***84.26***		***14:47:25.327***
6 -	***32.703***	46.857	24.939	1:44.499 **(3)**	83.82	0.549	14:49:09.826

P2 13 Doug EDMONDSON Yamaha - Anyone want to lend me a bike for the Classic TT 201

IDEAL LAP TIME : 1:44.147 BEST LAP TIME : 1:44.299 DIFFERENCE : 0.152

LAP	SECTOR 1	SECTOR 2	SECTOR 3	LAP TIME	MPH	DIFF	TIME OF DAY
1 -		46.711	25.130	1:49.462	80.02	5.163	14:40:27.810
2 -	33.282	47.011	25.110	1:45.403	83.10	1.104	14:42:13.213
3 -	32.912	46.885	***25.096***	1:44.893	83.51	0.594	14:43:58.106
4 -	32.752	***46.411***	25.136	***1:44.299*** **(1)**	***83.98***		***14:45:42.405***
5 -	***32.640***	46.803	25.223	1:44.666 **(3)**	83.69	0.367	14:47:27.071
6 -	32.890	46.576	25.147	1:44.613 **(2)**	83.73	0.314	14:49:11.684

P3 81 Scott GRANT Yamaha - SEAGER engineering/ Motaa Cycle Parts

IDEAL LAP TIME : 1:44.558 BEST LAP TIME : 1:44.849 DIFFERENCE : 0.291

LAP	SECTOR 1	SECTOR 2	SECTOR 3	LAP TIME	MPH	DIFF	TIME OF DAY
1 -		47.071	25.333	1:50.985	78.92	6.136	14:40:29.333
2 -	***32.536***	47.550	25.293	1:45.379	83.12	0.530	14:42:14.712
3 -	32.710	***46.790***	25.349	***1:44.849*** **(1)**	***83.54***		***14:43:59.561***
4 -	32.565	47.050	25.324	1:44.939 **(2)**	83.47	0.090	14:45:44.500
5 -	32.566	47.771	26.078	1:46.415	82.31	1.566	14:47:30.915
6 -	32.921	47.160	***25.232***	1:45.313 **(3)**	83.17	0.464	14:49:16.228

P4 125 Ben MILES Yamaha - Allspeed

IDEAL LAP TIME : 1:45.029 BEST LAP TIME : 1:45.215 DIFFERENCE : 0.186

LAP	SECTOR 1	SECTOR 2	SECTOR 3	LAP TIME	MPH	DIFF	TIME OF DAY
1 -		47.942	25.208	1:53.310	77.30	8.095	14:40:31.658
2 -	32.965	***47.330***	25.468	1:45.763 **(3)**	82.82	0.548	14:42:17.421
3 -	32.578	47.451	***25.186***	***1:45.215*** **(1)**	***83.25***		***14:44:02.636***
4 -	32.642	47.570	25.568	1:45.780	82.81	0.565	14:45:48.416
5 -	32.624	47.672	25.456	1:45.752 **(2)**	82.83	0.537	14:47:34.168
6 -	***32.513***	48.091	25.709	1:46.313	82.39	1.098	14:49:20.481

P5 97 Reece GUYETT Yamaha - rose mot

IDEAL LAP TIME : 1:45.659 BEST LAP TIME : 1:45.886 DIFFERENCE : 0.227

LAP	SECTOR 1	SECTOR 2	SECTOR 3	LAP TIME	MPH	DIFF	TIME OF DAY
1 -		47.480	25.198	1:52.635	77.77	6.749	14:40:30.983
2 -	33.339	47.445	25.246	1:46.030 **(2)**	82.61	0.144	14:42:17.013
3 -	33.527	***47.313***	25.221	1:46.061 **(3)**	82.59	0.175	14:44:03.074
4 -	33.448	47.379	***25.059***	***1:45.886*** **(1)**	***82.72***		***14:45:48.960***
5 -	***33.287***	48.344	25.322	1:46.953	81.90	1.067	14:47:35.913
6 -	33.612	47.543	25.210	1:46.365	82.35	0.479	14:49:22.278

P6 4 Denis HALIL Yamaha - D & A AUTOS

IDEAL LAP TIME : 1:45.429 BEST LAP TIME : 1:45.811 DIFFERENCE : 0.382

LAP	SECTOR 1	SECTOR 2	SECTOR 3	LAP TIME	MPH	DIFF	TIME OF DAY
1 -		47.741	25.369	1:52.261	78.03	6.450	14:40:30.609
2 -	33.318	47.599	25.121	1:46.038 **(3)**	82.61	0.227	14:42:16.647
3 -	***33.223***	47.430	25.158	***1:45.811*** **(1)**	***82.78***		***14:44:02.458***
4 -	33.906	47.929	***25.007***	1:46.842	81.98	1.031	14:45:49.300
5 -	33.234	48.429	25.361	1:47.024	81.84	1.213	14:47:36.324

Weather / Track : Sunny / Dry

Brands Hatch GP
Circuit Length = 2.4332 miles
Start: 14:38 Flag 14:49 End: 14:51

BMCRC - MRO Championships 2018 - Rnd 6 @ Brands Hatch GP

DFDS Seaways Yamaha Past Masters

RACE 8 - SECTOR ANALYSIS

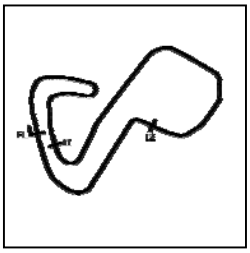

SECTOR 1 = FL to I1, SECTOR 2 = I1 to I2, SECTOR 3 = I2 to FL, DIFF = Difference To Personal Best Lap, P = Crossed Finish Line in Pit Lane, D = Time Disallowed

6 -	33.460	***47.199***	25.356	1:46.015 **(2)**	82.62	0.204	14:49:22.339

P7 74 Paul WHITBY Yamaha -

IDEAL LAP TIME : 1:45.630 BEST LAP TIME : 1:45.970 DIFFERENCE : 0.340

LAP	SECTOR 1	SECTOR 2	SECTOR 3	LAP TIME	MPH	DIFF	TIME OF DAY
1 -		47.452	25.396	1:53.253	77.34	7.283	14:40:31.601
2 -	33.525	47.165	25.374	1:46.064 **(2)**	82.59	0.094	14:42:17.665
3 -	33.672	***47.044***	***25.254***	***1:45.970*** **(1)**	***82.66***		***14:44:03.635***
4 -	33.536	47.244	25.443	1:46.223	82.46	0.253	14:45:49.858
5 -	33.524	47.747	25.580	1:46.851	81.98	0.881	14:47:36.709
6 -	***33.332***	47.335	25.471	1:46.138 **(3)**	82.53	0.168	14:49:22.847

P8 24 R Scott CARSON Yamaha - Bridge motorcycles, Two wheel technics

IDEAL LAP TIME : 1:45.862 BEST LAP TIME : 1:46.210 DIFFERENCE : 0.348

LAP	SECTOR 1	SECTOR 2	SECTOR 3	LAP TIME	MPH	DIFF	TIME OF DAY
1 -		***47.365***	25.487	1:51.712	78.41	5.502	14:40:30.060
2 -	***33.037***	47.648	25.530	1:46.215 **(2)**	82.47	0.005	14:42:16.275
3 -	33.143	47.607	***25.460***	***1:46.210*** **(1)**	***82.47***		***14:44:02.485***
4 -	33.275	47.516	25.529	1:46.320 **(3)**	82.39	0.110	14:45:48.805
5 -	33.208	48.819	25.727	1:47.754	81.29	1.544	14:47:36.559
6 -	33.806	48.001	25.747	1:47.554	81.44	1.344	14:49:24.113

P9 101 Andrew DAVIES Yamaha - GIBSON EXHAUSTS

IDEAL LAP TIME : 1:48.786 BEST LAP TIME : 1:48.873 DIFFERENCE : 0.087

LAP	SECTOR 1	SECTOR 2	SECTOR 3	LAP TIME	MPH	DIFF	TIME OF DAY
1 -		49.084	25.910	1:55.322	75.95	6.449	14:40:33.670
2 -	34.634	48.923	25.933	1:49.490 **(2)**	80.00	0.617	14:42:23.160
3 -	34.632	49.121	25.972	1:49.725	79.83	0.852	14:44:12.885
4 -	34.405	***48.611***	***25.857***	***1:48.873*** **(1)**	***80.45***		***14:46:01.758***
5 -	***34.318***	49.194	26.232	1:49.744	79.82	0.871	14:47:51.502
6 -	34.970	48.746	25.876	1:49.592 **(3)**	79.93	0.719	14:49:41.094

P10 40 C Douglas BEACOCK Yamaha -

IDEAL LAP TIME : 1:48.777 BEST LAP TIME : 1:49.512 DIFFERENCE : 0.735

LAP	SECTOR 1	SECTOR 2	SECTOR 3	LAP TIME	MPH	DIFF	TIME OF DAY
1 -		***48.364***	26.045	1:56.293	75.32	6.781	14:40:34.641
2 -	35.702	48.764	26.078	1:50.544	79.24	1.032	14:42:25.185
3 -	35.044	48.602	26.067	1:49.713 **(2)**	79.84	0.201	14:44:14.898
4 -	35.376	49.443	***25.857***	1:50.676	79.14	1.164	14:46:05.574
5 -	34.651	48.904	25.957	***1:49.512*** **(1)**	***79.98***		***14:47:55.086***
6 -	***34.556***	49.202	26.254	1:50.012 **(3)**	79.62	0.500	14:49:45.098

P11 95 R Simon CLARK Yamaha - Towan Motors

IDEAL LAP TIME : 1:49.574 BEST LAP TIME : 1:49.681 DIFFERENCE : 0.107

LAP	SECTOR 1	SECTOR 2	SECTOR 3	LAP TIME	MPH	DIFF	TIME OF DAY
1 -		49.216	***25.881***	1:56.788	75.00	7.107	14:40:35.136
2 -	35.506	49.748	25.995	1:51.249	78.74	1.568	14:42:26.385
3 -	***34.672***	***49.021***	25.988	***1:49.681*** **(1)**	***79.86***		***14:44:16.066***
4 -	34.740	49.879	26.064	1:50.683 **(2)**	79.14	1.002	14:46:06.749
5 -	35.286	49.640	26.090	1:51.016 **(3)**	78.90	1.335	14:47:57.765
6 -	34.941	49.849	26.456	1:51.246	78.74	1.565	14:49:49.011

P12 2 C Lee HUFF Yamaha -

IDEAL LAP TIME : 1:49.586 BEST LAP TIME : 1:49.744 DIFFERENCE : 0.158

LAP	SECTOR 1	SECTOR 2	SECTOR 3	LAP TIME	MPH	DIFF	TIME OF DAY
1 -		50.065	26.314	1:58.445	73.95	8.701	14:40:36.793
2 -	34.713	49.316	26.264	1:50.293 **(2)**	79.42	0.549	14:42:27.086
3 -	34.634	***48.771***	26.339	***1:49.744*** **(1)**	***79.82***		***14:44:16.830***

Weather / Track : Sunny / Dry

Brands Hatch GP
Circuit Length = 2.4332 miles
Start: 14:38 Flag 14:49 End: 14:51

BMCRC - MRO Championships 2018 - Rnd 6 @ Brands Hatch GP

DFDS Seaways Yamaha Past Masters

RACE 8 - SECTOR ANALYSIS

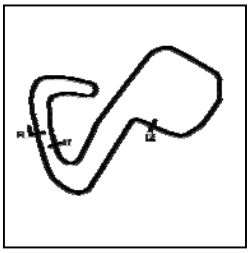

SECTOR 1 = FL to I1, SECTOR 2 = I1 to I2, SECTOR 3 = I2 to FL, DIFF = Difference To Personal Best Lap, P = Crossed Finish Line in Pit Lane, D = Time Disallowed

4 -	***34.600***	49.944	26.445	1:50.989	78.92	1.245	14:46:07.819
5 -	34.728	49.466	***26.215***	1:50.409 **(3)**	79.33	0.665	14:47:58.228
6 -	34.758	49.052	27.006	1:50.816	79.04	1.072	14:49:49.044

P13 5 C Max HOUSE Yamaha -

IDEAL LAP TIME : 1:51.023 BEST LAP TIME : 1:51.537 DIFFERENCE : 0.514

LAP	SECTOR 1	SECTOR 2	SECTOR 3	LAP TIME	MPH	DIFF	TIME OF DAY
1 -		51.117	26.670	2:01.584	72.04	10.047	14:40:39.932
2 -	35.372	51.017	26.508	1:52.897	77.59	1.360	14:42:32.829
3 -	***34.663***	50.436	26.438	***1:51.537*** **(1)**	***78.53***		***14:44:24.366***
4 -	34.933	50.510	***26.196***	1:51.639 **(2)**	78.46	0.102	14:46:16.005
5 -	34.889	***50.164***	26.750	1:51.803 **(3)**	78.35	0.266	14:48:07.808
6 -	35.241	50.427	26.653	1:52.321	77.98	0.784	14:50:00.129

P14 76 C Kevin HIGERTY Yamaha - Aitch Racing

IDEAL LAP TIME : 1:51.162 BEST LAP TIME : 1:51.379 DIFFERENCE : 0.217

LAP	SECTOR 1	SECTOR 2	SECTOR 3	LAP TIME	MPH	DIFF	TIME OF DAY
1 -		50.867	26.764	2:01.982	71.81	10.603	14:40:40.330
2 -	36.065	50.540	26.494	1:53.099	77.45	1.720	14:42:33.429
3 -	35.752	***49.771***	***26.282***	1:51.805 **(2)**	78.34	0.426	14:44:25.234
4 -	***35.109***	49.832	26.438	***1:51.379*** **(1)**	***78.64***		***14:46:16.613***
5 -	35.738	49.975	26.726	1:52.439 **(3)**	77.90	1.060	14:48:09.052
6 -	35.683	50.124	26.636	1:52.443	77.90	1.064	14:50:01.495

P15 60 R Daniel GOUGH Yamaha - G Force Motorcycles

IDEAL LAP TIME : 1:51.727 BEST LAP TIME : 1:52.129 DIFFERENCE : 0.402

LAP	SECTOR 1	SECTOR 2	SECTOR 3	LAP TIME	MPH	DIFF	TIME OF DAY
1 -		51.240	26.457	2:00.786	72.52	8.657	14:40:39.134
2 -	35.760	51.141	27.001	1:53.902	76.90	1.773	14:42:33.036
3 -	36.192	50.932	***26.382***	1:53.506 **(3)**	77.17	1.377	14:44:26.542
4 -	***35.214***	52.062	26.625	1:53.901	76.90	1.772	14:46:20.443
5 -	35.711	50.357	26.762	1:52.830 **(2)**	77.63	0.701	14:48:13.273
6 -	35.218	***50.131***	26.780	***1:52.129*** **(1)**	***78.12***		***14:50:05.402***

P16 17 C David PATERSON Yamaha - Lots of overtime

IDEAL LAP TIME : 1:52.778 BEST LAP TIME : 1:52.819 DIFFERENCE : 0.041

LAP	SECTOR 1	SECTOR 2	SECTOR 3	LAP TIME	MPH	DIFF	TIME OF DAY
1 -		51.448	***26.701***	2:01.516	72.08	8.697	14:40:39.864
2 -	36.111	50.951	27.057	1:54.119	76.76	1.300	14:42:33.983
3 -	36.216	50.598	26.839	1:53.653 **(3)**	77.07	0.834	14:44:27.636
4 -	36.231	50.823	***26.701***	1:53.755	77.00	0.936	14:46:21.391
5 -	35.960	50.619	26.977	1:53.556 **(2)**	77.14	0.737	14:48:14.947
6 -	***35.661***	***50.416***	26.742	***1:52.819*** **(1)**	***77.64***		***14:50:07.766***

P17 57 R Geoff MOOK Yamaha -

IDEAL LAP TIME : 1:52.312 BEST LAP TIME : 1:52.836 DIFFERENCE : 0.524

LAP	SECTOR 1	SECTOR 2	SECTOR 3	LAP TIME	MPH	DIFF	TIME OF DAY
1 -		50.823	26.594	2:00.292	72.82	7.456	14:40:38.640
2 -	35.786	51.015	27.534	1:54.335	76.61	1.499	14:42:32.975
3 -	35.839	51.006	***26.245***	1:53.090 **(2)**	77.45	0.254	14:44:26.065
4 -	***35.589***	53.976	26.588	1:56.153	75.41	3.317	14:46:22.218
5 -	35.892	***50.478***	26.875	1:53.245 **(3)**	77.35	0.409	14:48:15.463
6 -	35.658	50.927	26.251	***1:52.836*** **(1)**	***77.63***		***14:50:08.299***

P18 46 Kevin MARSHALL Yamaha -

IDEAL LAP TIME : 1:54.760 BEST LAP TIME : 1:55.415 DIFFERENCE : 0.655

LAP	SECTOR 1	SECTOR 2	SECTOR 3	LAP TIME	MPH	DIFF	TIME OF DAY
1 -		56.303	28.052	2:11.071	66.83	15.656	14:40:49.419

Weather / Track : Sunny / Dry

Brands Hatch GP
Circuit Length = 2.4332 miles
Start: 14:38 Flag 14:49 End: 14:51

BMCRC - MRO Championships 2018 - Rnd 6 @ Brands Hatch GP

DFDS Seaways Yamaha Past Masters

RACE 8 - SECTOR ANALYSIS

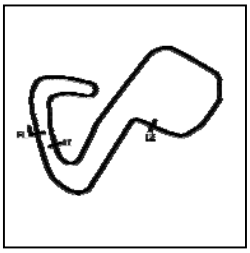

SECTOR 1 = FL to I1, SECTOR 2 = I1 to I2, SECTOR 3 = I2 to FL, DIFF = Difference To Personal Best Lap, P = Crossed Finish Line in Pit Lane, D = Time Disallowed

2 -	36.612	52.968	27.353	1:56.933		74.91	1.518	14:42:46.352
3 -	36.513	52.528	27.332	1:56.373		75.27	0.958	14:44:42.725
4 -	***35.885***	52.227	27.303	***1:55.415***	**(1)**	***75.89***		***14:46:38.140***
5 -	36.417	51.986	27.107	1:55.510	**(2)**	75.83	0.095	14:48:33.650
6 -	36.728	***51.856***	***27.019***	1:55.603	**(3)**	75.77	0.188	14:50:29.253

P19 100 R David MACKENZIE Yamaha - www.ypmrc.co.uk

IDEAL LAP TIME : 1:56.610 BEST LAP TIME : 1:56.610 DIFFERENCE : 0.000

LAP	SECTOR 1	SECTOR 2	SECTOR 3	LAP TIME		MPH	DIFF	TIME OF DAY
1 -		56.322	28.774	2:12.033		66.34	15.423	14:40:50.381
2 -	36.952	53.012	27.746	1:57.710	**(2)**	74.41	1.100	14:42:48.091
3 -	***36.512***	***52.513***	***27.585***	***1:56.610***	**(1)**	***75.12***		***14:44:44.701***
4 -	36.640	53.039	28.050	1:57.729	**(3)**	74.40	1.119	14:46:42.430
5 -	37.585	53.128	27.886	1:58.599		73.86	1.989	14:48:41.029
6 -	37.253	52.708	28.305	1:58.266		74.06	1.656	14:50:39.295

P20 66 R Neil ZWARTOUW Yamaha - Please sponsor me!?

IDEAL LAP TIME : 2:02.312 BEST LAP TIME : 2:02.690 DIFFERENCE : 0.378

LAP	SECTOR 1	SECTOR 2	SECTOR 3	LAP TIME		MPH	DIFF	TIME OF DAY
1 -		56.360	28.175	2:10.771		66.98	8.081	14:40:49.119
2 -	39.756	55.778	28.311	2:03.845		70.73	1.155	14:42:52.964
3 -	***38.833***	56.128	28.514	2:03.475	**(2)**	70.94	0.785	14:44:56.439
4 -	38.968	***55.631***	28.091	***2:02.690***	**(1)**	***71.39***		***14:46:59.129***
5 -	39.816	55.833	***27.848***	2:03.497	**(3)**	70.93	0.807	14:49:02.626
6 -	39.977	55.894	28.257	2:04.128		70.57	1.438	14:51:06.754

P21 59 Neil HESMAN Yamaha - Farkham Hall

IDEAL LAP TIME : 2:01.772 BEST LAP TIME : 2:02.105 DIFFERENCE : 0.333

LAP	SECTOR 1	SECTOR 2	SECTOR 3	LAP TIME		MPH	DIFF	TIME OF DAY
1 -		55.916	28.709	2:12.334		66.19	10.229	14:40:50.682
2 -	38.391	***55.130***	28.584	***2:02.105***	**(1)**	***71.74***		***14:42:52.787***
3 -	***38.163***	56.360	29.340	2:03.863		70.72	1.758	14:44:56.650
4 -	39.126	55.905	28.776	2:03.807	**(3)**	70.75	1.702	14:47:00.457
5 -	38.950	55.899	***28.479***	2:03.328	**(2)**	71.02	1.223	14:49:03.785
6 -	39.166	56.370	29.165	2:04.701		70.24	2.596	14:51:08.486

P22 69 C Mark ELLERAY Yamaha - Abbot Solutions Ltd

IDEAL LAP TIME : 2:04.311 BEST LAP TIME : 2:04.646 DIFFERENCE : 0.335

LAP	SECTOR 1	SECTOR 2	SECTOR 3	LAP TIME		MPH	DIFF	TIME OF DAY
1 -		55.961	***29.053***	2:13.288		65.72	8.642	14:40:51.636
2 -	***39.474***	***55.784***	29.388	***2:04.646***	**(1)**	***70.27***		***14:42:56.282***
3 -	39.954	56.656	29.762	2:06.372	**(2)**	69.31	1.726	14:45:02.654
4 -	40.612	57.630	29.839	2:08.081		68.39	3.435	14:47:10.735
5 -	40.562	57.158	29.939	2:07.659	**(3)**	68.61	3.013	14:49:18.394

P23 67 R Mark BAILEY Yamaha - Gforce motorcycles

IDEAL LAP TIME : 2:12.269 BEST LAP TIME : 2:12.432 DIFFERENCE : 0.163

LAP	SECTOR 1	SECTOR 2	SECTOR 3	LAP TIME		MPH	DIFF	TIME OF DAY
1 -		1:00.274	***30.499***	2:21.247		62.01	8.815	14:40:59.595
2 -	42.260	1:01.339	31.057	2:14.656		65.05	2.224	14:43:14.251
3 -	42.546	1:00.494	31.186	2:14.226	**(3)**	65.26	1.794	14:45:28.477
4 -	42.378	1:00.187	31.156	2:13.721	**(2)**	65.50	1.289	14:47:42.198
5 -	***41.954***	***59.816***	30.662	***2:12.432***	**(1)**	***66.14***		***14:49:54.630***

P24 41 David ABRAHAM Yamaha - Cambridge Motorcycles

IDEAL LAP TIME : 1:49.183 BEST LAP TIME : 1:49.818 DIFFERENCE : 0.635

LAP	SECTOR 1	SECTOR 2	SECTOR 3	LAP TIME		MPH	DIFF	TIME OF DAY
1 -		***48.589***	26.103	1:55.664		75.73	5.846	14:40:34.012

Weather / Track : Sunny / Dry

Brands Hatch GP
Circuit Length = 2.4332 miles
Start: 14:38 Flag 14:49 End: 14:51

BMCRC - MRO Championships 2018 - Rnd 6 @ Brands Hatch GP

DFDS Seaways Yamaha Past Masters

RACE 8 - SECTOR ANALYSIS

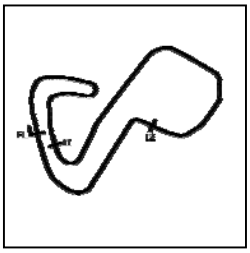

SECTOR 1 = FL to I1, SECTOR 2 = I1 to I2, SECTOR 3 = I2 to FL, DIFF = Difference To Personal Best Lap, P = Crossed Finish Line in Pit Lane, D = Time Disallowed

2 -	***34.494***	49.224	***26.100***	***1:49.818***	**(1)**	***79.76***		***14:42:23.830***
3 -	34.907	48.820	26.710	1:50.437	**(2)**	79.31	0.619	14:44:14.267
4 -	34.966	50.048	26.746	1:51.760	**(3)**	78.38	1.942	14:46:06.027

P25 70 C Andrew BURSCOUGH Yamaha - Apollo Tuning

IDEAL LAP TIME : 1:49.232 BEST LAP TIME : 1:49.358 DIFFERENCE : 0.126

LAP	SECTOR 1	SECTOR 2	SECTOR 3	LAP TIME		MPH	DIFF	TIME OF DAY
1 -		***48.676***	25.978	1:55.598		75.77	6.240	14:40:33.946
2 -	***34.722***	48.802	***25.834***	***1:49.358***	**(1)**	***80.10***		***14:42:23.304***
3 -	34.825	49.271	26.305	1:50.401	**(2)**	79.34	1.043	14:44:13.705
4 -	36.782	50.515	28.273	1:55.570	**(3)**	75.79	6.212	14:46:09.275

P26 8 Peter MANNERING Yamaha - mbc despatch racing

IDEAL LAP TIME : 1:53.970 BEST LAP TIME : DIFFERENCE :

LAP	SECTOR 1	SECTOR 2	SECTOR 3	LAP TIME	MPH	DIFF	TIME OF DAY
1 -		51.523	***26.531***	2:02.596	71.45		14:40:40.944

Weather / Track : Sunny / Dry

Brands Hatch GP
Circuit Length = 2.4332 miles
Start: 14:38 Flag 14:49 End: 14:51

BMCRC - MRO Championships 2018 - Rnd 6 @ Brands Hatch GP

DFDS Seaways Yamaha Past Masters

RACE 8 - BEST SECTORS

	SECTOR 1			SECTOR 2			SECTOR 3		
POS	NO	NAME	TIME	NO	NAME	TIME	NO	NAME	TIME
1	125	MILES	32.513	13	EDMONDSON	46.411	19	BRANTON	24.512
2	81	GRANT	32.536	19	BRANTON	46.536	4	HALIL	25.007
3	13	EDMONDSON	32.640	81	GRANT	46.790	97	GUYETT	25.059
4	19	BRANTON	32.703	74	WHITBY	47.044	13	EDMONDSON	25.096
5	24	CARSON	33.037	4	HALIL	47.199	125	MILES	25.186
6	4	HALIL	33.223	97	GUYETT	47.313	81	GRANT	25.232
7	97	GUYETT	33.287	125	MILES	47.330	74	WHITBY	25.254
8	74	WHITBY	33.332	24	CARSON	47.365	24	CARSON	25.460
9	101	DAVIES	34.318	40	BEACOCK	48.364	70	BURSCOUGH	25.834
10	41	ABRAHAM	34.494	41	ABRAHAM	48.589	101	DAVIES	25.857
11	40	BEACOCK	34.556	101	DAVIES	48.611	40	BEACOCK	25.857
12	2	HUFF	34.600	70	BURSCOUGH	48.676	95	CLARK	25.881
13	5	HOUSE	34.663	2	HUFF	48.771	41	ABRAHAM	26.100
14	95	CLARK	34.672	95	CLARK	49.021	5	HOUSE	26.196
15	70	BURSCOUGH	34.722	76	HIGERTY	49.771	2	HUFF	26.215
16	76	HIGERTY	35.109	60	GOUGH	50.131	57	MOOK	26.245
17	60	GOUGH	35.214	5	HOUSE	50.164	76	HIGERTY	26.282
18	57	MOOK	35.589	17	PATERSON	50.416	60	GOUGH	26.382
19	17	PATERSON	35.661	57	MOOK	50.478	8	MANNERING	26.531
20	46	MARSHALL	35.885	8	MANNERING	51.345	17	PATERSON	26.701
21	8	MANNERING	36.094	46	MARSHALL	51.856	46	MARSHALL	27.019
22	100	MACKENZIE	36.512	100	MACKENZIE	52.513	100	MACKENZIE	27.585
23	59	HESMAN	38.163	59	HESMAN	55.130	66	ZWARTOUW	27.848
24	66	ZWARTOUW	38.833	66	ZWARTOUW	55.631	59	HESMAN	28.479
25	69	ELLERAY	39.474	69	ELLERAY	55.784	69	ELLERAY	29.053
26	67	BAILEY	41.954	67	BAILEY	59.816	67	BAILEY	30.499

IDEAL / BEST COMPARISON					
POS	NO	NAME	IDEAL	BEST	DIFF
		PERFECT LAP	1:43.436		
1	19	BRANTON	1:43.751	1:43.950	0.199
2	13	EDMONDSON	1:44.147	1:44.299	0.152
3	81	GRANT	1:44.558	1:44.849	0.291
4	125	MILES	1:45.029	1:45.215	0.186
5	4	HALIL	1:45.429	1:45.811	0.382
6	74	WHITBY	1:45.630	1:45.970	0.340
7	97	GUYETT	1:45.659	1:45.886	0.227
8	24	CARSON	1:45.862	1:46.210	0.348
9	40	BEACOCK	1:48.777	1:49.512	0.735
10	101	DAVIES	1:48.786	1:48.873	0.087
11	41	ABRAHAM	1:49.183	1:49.818	0.635
12	70	BURSCOUGH	1:49.232	1:49.358	0.126
13	95	CLARK	1:49.574	1:49.681	0.107
14	2	HUFF	1:49.586	1:49.744	0.158
15	5	HOUSE	1:51.023	1:51.537	0.514
16	76	HIGERTY	1:51.162	1:51.379	0.217
17	60	GOUGH	1:51.727	1:52.129	0.402
18	57	MOOK	1:52.312	1:52.836	0.524
19	17	PATERSON	1:52.778	1:52.819	0.041
20	8	MANNERING	1:53.970		
21	46	MARSHALL	1:54.760	1:55.415	0.655
22	100	MACKENZIE	1:56.610	1:56.610	0.000
23	59	HESMAN	2:01.772	2:02.105	0.333
24	66	ZWARTOUW	2:02.312	2:02.690	0.378
25	69	ELLERAY	2:04.311	2:04.646	0.335
26	67	BAILEY	2:12.269	2:12.432	0.163

Weather / Track : Sunny / Dry

Brands Hatch GP
Circuit Length = 2.4332 miles
Start: 14:38 Flag 14:49 End: 14:51

Results can be found at www.tsl-timing.com

Printed - 14:52 Saturday, 07 July 2018

BMCRC - MRO Championships 2018 - Rnd 6 @ Brands Hatch GP

DFDS Seaways Yamaha Past Masters

RACE 18 - GRID (6 Laps)

ROW 9			27	83	Paul GODBOLD	26	8	Peter MANNERING
								2:12.432
						25	67	Mark BAILEY
ROW 8		2:04.646			2:02.690			2:02.105
	24	69	Mark ELLERAY	23	66	Neil ZWARTOUW	22	59 Neil HESMAN
ROW 7		1:56.610			1:55.415			1:52.836
	21	100	David MACKENZIE	20	46	Kevin MARSHALL	19	57 Geoff MOOK
ROW 6		1:52.819			1:52.129			1:51.537
	18	17	David PATERSON	17	60	Daniel GOUGH	16	5 Max HOUSE
ROW 5		1:51.379			1:49.818			1:49.744
	15	76	Kevin HIGERTY	14	41	David ABRAHAM	13	2 Lee HUFF
ROW 4		1:49.681			1:49.512			1:49.358
	12	95	Simon CLARK	11	40	Douglas BEACOCK	10	70 Andrew BURSCOUGH
ROW 3		1:48.873			1:46.210			1:45.970
	9	101	Andrew DAVIES	8	24	Scott CARSON	7	74 Paul WHITBY
ROW 2		1:45.886			1:45.811			1:45.215
	6	97	Reece GUYETT	5	4	Denis HALIL	4	125 Ben MILES
ROW 1		1:44.849			1:44.299			1:43.950
	3	81	Scott GRANT	2	13	Doug EDMONDSON	1	19 Peter BRANTON
								Pole

Brands Hatch GP
Circuit Length = 2.4332 miles

These results are provisional until the conclusion of any judicial and technical matters.

Clerk Of Course :		Timekeeper :

Results can be found at www.tsl-timing.com

Printed - 14:52 Saturday, 07 July 2018

BMCRC - MRO Championships 2018 - Rnd 6 @ Brands Hatch GP

DFDS Seaways Yamaha Past Masters

RACE 18 - CLASSIFICATION

POS	NO	CL	PIC	NAME	ENTRY	LAPS	TIME	GAP	DIFF	MPH	BEST	ON
1	19		1	Peter BRANTON	Yamaha -	6	10:30.229			83.39	1:43.693	3
2	13		2	Doug EDMONDSON	Yamaha - Anyone want to lend me a bike for the Cla	6	10:32.852	2.623	2.623	83.05	1:43.846	5
3	125		3	Ben MILES	Yamaha - Allspeed	6	10:33.353	3.124	0.501	82.98	1:43.876	5
4	81		4	Scott GRANT	Yamaha - SEAGER engineering/ Motaa Cycle Parts	6	10:39.717	9.488	6.364	82.15	1:45.159	6
5	97		5	Reece GUYETT	Yamaha - rose mot	6	10:43.576	13.347	3.859	81.66	1:45.968	3
6	4		6	Denis HALIL	Yamaha - D & A AUTOS	6	10:44.010	13.781	0.434	81.61	1:45.789	4
7	24	R	1	Scott CARSON	Yamaha - Bridge motorcycles, Two wheel technics	6	10:44.075	13.846	0.065	81.60	1:45.997	4
8	74		7	Paul WHITBY	Yamaha -	6	10:44.726	14.497	0.651	81.52	1:45.949	3
9	40	C	1	Douglas BEACOCK	Yamaha -	6	10:59.841	29.612	15.115	79.65	1:48.479	3
10	101		8	Andrew DAVIES	Yamaha - GIBSON EXHAUSTS	6	11:00.184	29.955	0.343	79.61	1:48.355	3
11	95	R	2	Simon CLARK	Yamaha - Towan Motors	6	11:07.287	37.058	7.103	78.76	1:49.379	2
12	2	C	2	Lee HUFF	Yamaha -	6	11:07.569	37.340	0.282	78.73	1:49.721	2
13	76	C	3	Kevin HIGERTY	Yamaha - Aitch Racing	6	11:10.366	40.137	2.797	78.40	1:49.345	5
14	57	R	3	Geoff MOOK	Yamaha -	6	11:10.430	40.201	0.064	78.39	1:48.857	6
15	5	C	4	Max HOUSE	Yamaha -	6	11:12.854	42.625	2.424	78.11	1:49.969	5
16	60	R	4	Daniel GOUGH	Yamaha - G Force Motorcycles	6	11:27.358	57.129	14.504	76.46	1:52.410	2
17	17	C	5	David PATERSON	Yamaha - Lots of overtime	6	11:27.497	57.268	0.139	76.44	1:52.486	5
18	46		9	Kevin MARSHALL	Yamaha -	6	11:28.130	57.901	0.633	76.37	1:52.589	3
19	100	R	5	David MACKENZIE	Yamaha - www.ypmrc.co.uk	6	11:55.643	1:25.414	27.513	73.44	1:57.339	3
20	66	R	6	Neil ZWARTOUW	Yamaha - Please sponsor me!?	6	12:19.895	1:49.666	24.252	71.03	2:01.993	3
21	69	C	6	Mark ELLERAY	Yamaha - Abbot Solutions Ltd	5	10:37.832	1 Lap	1 Lap	68.66	2:04.706	4
22	59		10	Neil HESMAN	Yamaha - Farkham Hall	5	10:38.346	1 Lap	0.514	68.61	2:04.979	2
23	67	R	7	Mark BAILEY	Yamaha - Gforce motorcycles	5	11:15.505	1 Lap	37.159	64.83	2:13.093	3
					NOT CLASSIFIED							
DNF	70	C		Andrew BURSCOUGH	Yamaha - Apollo Tuning	0						

FASTEST LAP

19		Peter BRANTON	Yamaha -	3	1:43.693	84.47 mph	135.95 kph
24	R	Scott CARSON	Yamaha - Bridge motorcycles, Two wheel technics	4	1:45.997	82.64 mph	132.99 kph
40	C	Douglas BEACOCK	Yamaha -	3	1:48.479	80.75 mph	129.95 kph

Class - 92.5% of Race Speed = 77.13 mph
Class R - 92.5% of Race Speed = 75.48 mph
Class C - 92.5% of Race Speed = 73.67 mph

Brands Hatch GP
Circuit Length = 2.4332 miles
Start: 17:44 Flag 17:54 End: 17:56

Weather / Track : Sunny / Dry
These results are provisional until the conclusion of any judicial and technical matters.

Clerk Of Course :		Timekeeper :

Results can be found at www.tsl-timing.com

Printed - 17:56 Saturday, 07 July 2018

BMCRC - MRO Championships 2018 - Rnd 6 @ Brands Hatch GP

DFDS Seaways Yamaha Past Masters

RACE 18 - LAP CHART

LAP 1 @ 17:45:49.852

NO	BEHIND	LAP TIME
19		1:48.826
13	1.299	1:50.125
125	1.380	1:50.206
97	2.772	1:51.598
24	3.039	1:51.865
81	3.106	1:51.932
74	3.308	1:52.134
4	3.360	1:52.186
40	5.929	1:54.755
101	5.984	1:54.810
95	6.871	1:55.697
2	8.049	1:56.875
17	9.563	1:58.389
5	9.970	1:58.796
76	10.184	1:59.010
57	10.476	1:59.302
60	12.672	2:01.498
46	13.405	2:02.231
100	16.217	2:05.043
66	18.492	2:07.318
59	25.436	2:14.262
69	25.855	2:14.681
67	30.186	2:19.012

LAP 2 @ 17:47:33.663

NO	BEHIND	LAP TIME
19		1:43.811
125	2.530	1:44.961
13	2.553	1:45.065
97	5.601	1:46.640
81	5.615	1:46.320
24	5.957	1:46.729
74	6.039	1:46.542
4	6.145	1:46.596
40	10.720	1:48.602
101	11.203	1:49.030
95	12.439	1:49.379
2	13.959	1:49.721
5	18.301	1:52.142
76	18.586	1:52.213
57	19.063	1:52.398
17	20.982	1:55.230
60	21.271	1:52.410
46	22.773	1:53.179
100	30.086	1:57.680
66	37.463	2:02.782
59	46.604	2:04.979
69	48.133	2:06.089
67	1:00.000	2:13.625

LAP 3 @ 17:49:17.356

NO	BEHIND	LAP TIME
19		1:43.693
125	3.380	1:44.543
13	3.595	1:44.735
81	7.385	1:45.463
97	7.876	1:45.968
74	8.295	1:45.949
4	8.629	1:46.177
24	8.693	1:46.429
40	15.506	1:48.479
101	15.865	1:48.355
95	19.536	1:50.790
2	20.024	1:49.758
76	25.099	1:50.206
5	25.338	1:50.730
57	26.225	1:50.855
17	30.267	1:52.978
60	30.795	1:53.217
46	31.669	1:52.589
100	43.732	1:57.339
66	55.763	2:01.993
59	1:09.114	2:06.203
69	1:09.689	2:05.249
67	1:29.400	2:13.093

LAP 4 @ 17:51:01.942

NO	BEHIND	LAP TIME
19		1:44.586
13	3.470	1:44.461
125	3.686	1:44.892
81	8.135	1:45.336
97	9.530	1:46.240
74	9.755	1:46.046
4	9.832	1:45.789
24	10.104	1:45.997
40	19.891	1:48.971
101	20.213	1:48.934
95	25.343	1:50.393
2	25.938	1:50.500
76	30.247	1:49.734
57	31.672	1:50.033
5	31.758	1:51.006
60	39.786	1:53.577
17	40.344	1:54.663
46	40.848	1:53.765
100	57.080	1:57.934
66	1:14.697	2:03.520
69	1:29.809	2:04.706
59	1:30.176	2:05.648

LAP 5 @ 17:52:47.408

NO	BEHIND	LAP TIME
19		1:45.466
13	1.850	1:43.846
125	2.096	1:43.876
81	8.176	1:45.507
97	10.783	1:46.719
24	11.089	1:46.451
74	11.561	1:47.272
4	11.578	1:47.212
67	1 Lap	2:15.336
40	23.693	1:49.268
101	23.951	1:49.204
95	29.806	1:49.929
2	30.361	1:49.889
76	34.126	1:49.345
57	35.191	1:48.985
5	36.261	1:49.969
17	47.364	1:52.486
60	48.062	1:53.742
46	48.768	1:53.386
100	1:10.226	1:58.612
66	1:31.278	2:02.047

LAP 6 @ 17:54:31.255

NO	BEHIND	LAP TIME
19		1:43.847
13	2.623	1:44.620
125	3.124	1:44.875
69	1 Lap	2:07.107
59	1 Lap	2:07.254
81	9.488	1:45.159
97	13.347	1:46.411
4	13.781	1:46.050
24	13.846	1:46.604
74	14.497	1:46.783
40	29.612	1:49.766
101	29.955	1:49.851
95	37.058	1:51.099
2	37.340	1:50.826
76	40.137	1:49.858
57	40.201	1:48.857
5	42.625	1:50.211
67	1 Lap	2:14.439
60	57.129	1:52.914
17	57.268	1:53.751
46	57.901	1:52.980
100	1:25.414	1:59.035
66	1:49.666	2:02.235

Weather / Track : Sunny / Dry

Brands Hatch GP
Circuit Length = 2.4332 miles
Start: 17:44 Flag 17:54 End: 17:56

BMCRC - MRO Championships 2018 - Rnd 6 @ Brands Hatch GP

DFDS Seaways Yamaha Past Masters

RACE 18 - SECTOR ANALYSIS

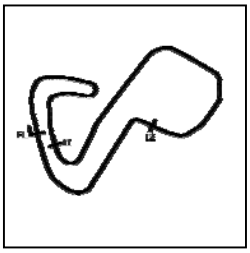

SECTOR 1 = FL to I1, SECTOR 2 = I1 to I2, SECTOR 3 = I2 to FL, DIFF = Difference To Personal Best Lap, P = Crossed Finish Line in Pit Lane, D = Time Disallowed

P1 19 Peter BRANTON Yamaha -

IDEAL LAP TIME : 1:43.425 BEST LAP TIME : 1:43.693 DIFFERENCE : 0.268

LAP	SECTOR 1	SECTOR 2	SECTOR 3	LAP TIME	MPH	DIFF	TIME OF DAY
1 -		46.437	***24.522***	1:48.826	80.49	5.133	17:45:49.852
2 -	***32.773***	46.344	24.694	1:43.811 **(2)**	84.38	0.118	17:47:33.663
3 -	32.857	46.181	24.655	***1:43.693*** **(1)**	***84.47***		***17:49:17.356***
4 -	32.827	47.039	24.720	1:44.586	83.75	0.893	17:51:01.942
5 -	33.268	47.285	24.913	1:45.466	83.05	1.773	17:52:47.408
6 -	32.877	***46.130***	24.840	1:43.847 **(3)**	84.35	0.154	17:54:31.255

P2 13 Doug EDMONDSON Yamaha - Anyone want to lend me a bike for the Classic TT 201

IDEAL LAP TIME : 1:43.516 BEST LAP TIME : 1:43.846 DIFFERENCE : 0.330

LAP	SECTOR 1	SECTOR 2	SECTOR 3	LAP TIME	MPH	DIFF	TIME OF DAY
1 -		46.834	25.086	1:50.125	79.54	6.279	17:45:51.151
2 -	32.774	47.098	25.193	1:45.065	83.37	1.219	17:47:36.216
3 -	32.802	46.919	25.014	1:44.735	83.63	0.889	17:49:20.951
4 -	32.501	47.032	24.928	1:44.461 **(2)**	83.85	0.615	17:51:05.412
5 -	32.404	***46.569***	***24.873***	***1:43.846*** **(1)**	***84.35***		***17:52:49.258***
6 -	***32.074***	47.000	25.546	1:44.620 **(3)**	83.73	0.774	17:54:33.878

P3 125 Ben MILES Yamaha - Allspeed

IDEAL LAP TIME : 1:43.580 BEST LAP TIME : 1:43.876 DIFFERENCE : 0.296

LAP	SECTOR 1	SECTOR 2	SECTOR 3	LAP TIME	MPH	DIFF	TIME OF DAY
1 -		46.957	24.785	1:50.206	79.48	6.330	17:45:51.232
2 -	32.466	47.332	25.163	1:44.961	83.45	1.085	17:47:36.193
3 -	32.585	46.899	25.059	1:44.543 **(2)**	83.79	0.667	17:49:20.736
4 -	32.657	47.364	24.871	1:44.892	83.51	1.016	17:51:05.628
5 -	32.321	46.919	***24.636***	***1:43.876*** **(1)**	***84.32***		***17:52:49.504***
6 -	***32.062***	***46.882***	25.931	1:44.875 **(3)**	83.52	0.999	17:54:34.379

P4 81 Scott GRANT Yamaha - SEAGER engineering/ Motaa Cycle Parts

IDEAL LAP TIME : 1:45.015 BEST LAP TIME : 1:45.159 DIFFERENCE : 0.144

LAP	SECTOR 1	SECTOR 2	SECTOR 3	LAP TIME	MPH	DIFF	TIME OF DAY
1 -		47.375	25.275	1:51.932	78.25	6.773	17:45:52.958
2 -	32.989	47.613	25.718	1:46.320	82.39	1.161	17:47:39.278
3 -	32.703	47.442	25.318	1:45.463 **(3)**	83.06	0.304	17:49:24.741
4 -	32.600	***47.246***	25.490	1:45.336 **(2)**	83.16	0.177	17:51:10.077
5 -	***32.547***	47.633	25.327	1:45.507	83.02	0.348	17:52:55.584
6 -	32.598	47.339	***25.222***	***1:45.159*** **(1)**	***83.30***		***17:54:40.743***

P5 97 Reece GUYETT Yamaha - rose mot

IDEAL LAP TIME : 1:45.746 BEST LAP TIME : 1:45.968 DIFFERENCE : 0.222

LAP	SECTOR 1	SECTOR 2	SECTOR 3	LAP TIME	MPH	DIFF	TIME OF DAY
1 -		47.623	25.300	1:51.598	78.49	5.630	17:45:52.624
2 -	33.518	***47.370***	25.752	1:46.640	82.14	0.672	17:47:39.264
3 -	33.485	47.435	***25.048***	***1:45.968*** **(1)**	***82.66***		***17:49:25.232***
4 -	33.356	47.535	25.349	1:46.240 **(2)**	82.45	0.272	17:51:11.472
5 -	***33.328***	47.896	25.495	1:46.719	82.08	0.751	17:52:58.191
6 -	33.519	47.548	25.344	1:46.411 **(3)**	82.32	0.443	17:54:44.602

P6 4 Denis HALIL Yamaha - D & A AUTOS

IDEAL LAP TIME : 1:45.231 BEST LAP TIME : 1:45.789 DIFFERENCE : 0.558

LAP	SECTOR 1	SECTOR 2	SECTOR 3	LAP TIME	MPH	DIFF	TIME OF DAY
1 -		47.256	***24.793***	1:52.186	78.08	6.397	17:45:53.212
2 -	33.644	47.479	25.473	1:46.596	82.17	0.807	17:47:39.808
3 -	33.692	47.677	24.808	1:46.177 **(3)**	82.50	0.388	17:49:25.985
4 -	***33.288***	47.384	25.117	***1:45.789*** **(1)**	***82.80***		***17:51:11.774***
5 -	33.315	48.215	25.682	1:47.212	81.70	1.423	17:52:58.986

Brands Hatch GP
Circuit Length = 2.4332 miles
Start: 17:44 Flag 17:54 End: 17:56

Weather / Track : Sunny / Dry

BMCRC - MRO Championships 2018 - Rnd 6 @ Brands Hatch GP

DFDS Seaways Yamaha Past Masters

RACE 18 - SECTOR ANALYSIS

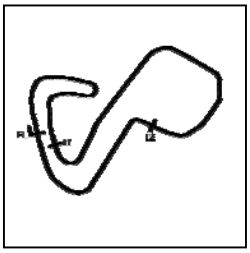

SECTOR 1 = FL to I1, SECTOR 2 = I1 to I2, SECTOR 3 = I2 to FL, DIFF = Difference To Personal Best Lap, P = Crossed Finish Line in Pit Lane, D = Time Disallowed

6 -	33.437	***47.150***	25.463	1:46.050 **(2)**	82.60	0.261	17:54:45.036

P7 24 R Scott CARSON Yamaha - Bridge motorcycles, Two wheel technics

IDEAL LAP TIME : 1:45.593 BEST LAP TIME : 1:45.997 DIFFERENCE : 0.404

LAP	SECTOR 1	SECTOR 2	SECTOR 3	LAP TIME	MPH	DIFF	TIME OF DAY
1 -		***47.195***	25.375	1:51.865	78.30	5.868	17:45:52.891
2 -	33.386	47.500	25.843	1:46.729	82.07	0.732	17:47:39.620
3 -	33.497	47.660	25.272	1:46.429 **(2)**	82.30	0.432	17:49:26.049
4 -	33.254	47.598	***25.145***	***1:45.997*** **(1)**	***82.64***		***17:51:12.046***
5 -	33.490	47.398	25.563	1:46.451 **(3)**	82.28	0.454	17:52:58.497
6 -	***33.253***	47.632	25.719	1:46.604	82.17	0.607	17:54:45.101

P8 74 Paul WHITBY Yamaha -

IDEAL LAP TIME : 1:45.406 BEST LAP TIME : 1:45.949 DIFFERENCE : 0.543

LAP	SECTOR 1	SECTOR 2	SECTOR 3	LAP TIME	MPH	DIFF	TIME OF DAY
1 -		47.176	***25.137***	1:52.134	78.11	6.185	17:45:53.160
2 -	33.490	47.332	25.720	1:46.542 **(3)**	82.21	0.593	17:47:39.702
3 -	33.620	***47.142***	25.187	***1:45.949*** **(1)**	***82.67***		***17:49:25.651***
4 -	33.257	47.400	25.389	1:46.046 **(2)**	82.60	0.097	17:51:11.697
5 -	***33.127***	48.091	26.054	1:47.272	81.66	1.323	17:52:58.969
6 -	33.374	47.746	25.663	1:46.783	82.03	0.834	17:54:45.752

P9 40 C Douglas BEACOCK Yamaha -

IDEAL LAP TIME : 1:47.996 BEST LAP TIME : 1:48.479 DIFFERENCE : 0.483

LAP	SECTOR 1	SECTOR 2	SECTOR 3	LAP TIME	MPH	DIFF	TIME OF DAY
1 -		48.566	***25.576***	1:54.755	76.33	6.276	17:45:55.781
2 -	***34.002***	***48.418***	26.182	1:48.602 **(2)**	80.66	0.123	17:47:44.383
3 -	34.208	48.455	25.816	***1:48.479*** **(1)**	***80.75***		***17:49:32.862***
4 -	34.300	48.567	26.104	1:48.971 **(3)**	80.38	0.492	17:51:21.833
5 -	34.764	48.473	26.031	1:49.268	80.16	0.789	17:53:11.101
6 -	34.556	49.148	26.062	1:49.766	79.80	1.287	17:55:00.867

P10 101 Andrew DAVIES Yamaha - GIBSON EXHAUSTS

IDEAL LAP TIME : 1:47.919 BEST LAP TIME : 1:48.355 DIFFERENCE : 0.436

LAP	SECTOR 1	SECTOR 2	SECTOR 3	LAP TIME	MPH	DIFF	TIME OF DAY
1 -		48.797	25.857	1:54.810	76.29	6.455	17:45:55.836
2 -	34.381	48.890	25.759	1:49.030 **(3)**	80.34	0.675	17:47:44.866
3 -	34.603	***48.220***	25.532	***1:48.355*** **(1)**	***80.84***		***17:49:33.221***
4 -	***34.175***	48.849	25.910	1:48.934 **(2)**	80.41	0.579	17:51:22.155
5 -	34.841	48.467	25.896	1:49.204	80.21	0.849	17:53:11.359
6 -	34.762	49.565	***25.524***	1:49.851	79.74	1.496	17:55:01.210

P11 95 R Simon CLARK Yamaha - Towan Motors

IDEAL LAP TIME : 1:48.783 BEST LAP TIME : 1:49.379 DIFFERENCE : 0.596

LAP	SECTOR 1	SECTOR 2	SECTOR 3	LAP TIME	MPH	DIFF	TIME OF DAY
1 -		48.744	***25.854***	1:55.697	75.71	6.318	17:45:56.723
2 -	34.643	***48.695***	26.041	***1:49.379*** **(1)**	***80.08***		***17:47:46.102***
3 -	35.600	49.053	26.137	1:50.790	79.06	1.411	17:49:36.892
4 -	34.570	49.583	26.240	1:50.393 **(3)**	79.35	1.014	17:51:27.285
5 -	***34.234***	49.468	26.227	1:49.929 **(2)**	79.68	0.550	17:53:17.214
6 -	34.788	49.786	26.525	1:51.099	78.84	1.720	17:55:08.313

P12 2 C Lee HUFF Yamaha -

IDEAL LAP TIME : 1:48.924 BEST LAP TIME : 1:49.721 DIFFERENCE : 0.797

LAP	SECTOR 1	SECTOR 2	SECTOR 3	LAP TIME	MPH	DIFF	TIME OF DAY
1 -		49.191	26.190	1:56.875	74.95	7.154	17:45:57.901
2 -	34.781	***48.697***	26.243	***1:49.721*** **(1)**	***79.83***		***17:47:47.622***
3 -	34.776	48.909	26.073	1:49.758 **(2)**	79.81	0.037	17:49:37.380

Weather / Track : Sunny / Dry

Brands Hatch GP
Circuit Length = 2.4332 miles
Start: 17:44 Flag 17:54 End: 17:56

BMCRC - MRO Championships 2018 - Rnd 6 @ Brands Hatch GP

DFDS Seaways Yamaha Past Masters

RACE 18 - SECTOR ANALYSIS

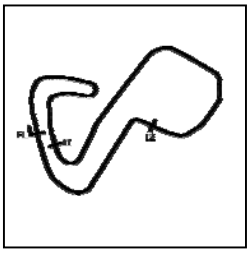

SECTOR 1 = FL to I1, SECTOR 2 = I1 to I2, SECTOR 3 = I2 to FL, DIFF = Difference To Personal Best Lap, P = Crossed Finish Line in Pit Lane, D = Time Disallowed

4 -	34.555	49.666	26.279	1:50.500	79.27	0.779	17:51:27.880
5 -	***34.264***	49.337	26.288	1:49.889 **(3)**	79.71	0.168	17:53:17.769
6 -	34.561	50.302	***25.963***	1:50.826	79.04	1.105	17:55:08.595

P13 76 C Kevin HIGERTY

Yamaha - Aitch Racing

IDEAL LAP TIME : 1:49.205 BEST LAP TIME : 1:49.345 DIFFERENCE : 0.140

LAP	SECTOR 1	SECTOR 2	SECTOR 3	LAP TIME	MPH	DIFF	TIME OF DAY
1 -		50.102	26.232	1:59.010	73.60	9.665	17:46:00.036
2 -	35.423	50.206	26.584	1:52.213	78.06	2.868	17:47:52.249
3 -	34.725	49.349	26.132	1:50.206	79.48	0.861	17:49:42.455
4 -	34.700	49.046	***25.988***	1:49.734 **(2)**	79.82	0.389	17:51:32.189
5 -	***34.207***	***49.010***	26.128	***1:49.345*** **(1)**	***80.11***		***17:53:21.534***
6 -	34.593	49.155	26.110	1:49.858 **(3)**	79.73	0.513	17:55:11.392

P14 57 R Geoff MOOK

Yamaha -

IDEAL LAP TIME : 1:48.670 BEST LAP TIME : 1:48.857 DIFFERENCE : 0.187

LAP	SECTOR 1	SECTOR 2	SECTOR 3	LAP TIME	MPH	DIFF	TIME OF DAY
1 -		50.078	26.173	1:59.302	73.42	10.445	17:46:00.328
2 -	35.443	50.711	26.244	1:52.398	77.93	3.541	17:47:52.726
3 -	34.818	49.628	26.409	1:50.855	79.02	1.998	17:49:43.581
4 -	34.525	49.346	26.162	1:50.033 **(3)**	79.61	1.176	17:51:33.614
5 -	***33.889***	48.959	26.137	1:48.985 **(2)**	80.37	0.128	17:53:22.599
6 -	34.076	***48.852***	***25.929***	***1:48.857*** **(1)**	***80.47***		***17:55:11.456***

P15 5 C Max HOUSE

Yamaha -

IDEAL LAP TIME : 1:48.897 BEST LAP TIME : 1:49.969 DIFFERENCE : 1.072

LAP	SECTOR 1	SECTOR 2	SECTOR 3	LAP TIME	MPH	DIFF	TIME OF DAY
1 -		49.904	26.590	1:58.796	73.73	8.827	17:45:59.822
2 -	35.501	50.229	26.412	1:52.142	78.11	2.173	17:47:51.964
3 -	***34.241***	50.401	26.088	1:50.730 **(3)**	79.10	0.761	17:49:42.694
4 -	35.075	49.896	26.035	1:51.006	78.91	1.037	17:51:33.700
5 -	34.928	49.249	***25.792***	***1:49.969*** **(1)**	***79.65***		***17:53:23.669***
6 -	34.474	***48.864***	26.873	1:50.211 **(2)**	79.48	0.242	17:55:13.880

P16 60 R Daniel GOUGH

Yamaha - G Force Motorcycles

IDEAL LAP TIME : 1:51.805 BEST LAP TIME : 1:52.410 DIFFERENCE : 0.605

LAP	SECTOR 1	SECTOR 2	SECTOR 3	LAP TIME	MPH	DIFF	TIME OF DAY
1 -		50.973	27.013	2:01.498	72.09	9.088	17:46:02.524
2 -	35.736	***49.979***	26.695	***1:52.410*** **(1)**	***77.92***		***17:47:54.934***
3 -	35.812	50.779	***26.626***	1:53.217 **(3)**	77.37	0.807	17:49:48.151
4 -	35.951	50.698	26.928	1:53.577	77.12	1.167	17:51:41.728
5 -	35.909	51.116	26.717	1:53.742	77.01	1.332	17:53:35.470
6 -	***35.200***	50.981	26.733	1:52.914 **(2)**	77.57	0.504	17:55:28.384

P17 17 C David PATERSON

Yamaha - Lots of overtime

IDEAL LAP TIME : 1:51.128 BEST LAP TIME : 1:52.486 DIFFERENCE : 1.358

LAP	SECTOR 1	SECTOR 2	SECTOR 3	LAP TIME	MPH	DIFF	TIME OF DAY
1 -		***49.742***	***26.355***	1:58.389	73.99	5.903	17:45:59.415
2 -	35.793	52.404	27.033	1:55.230	76.02	2.744	17:47:54.645
3 -	35.877	50.360	26.741	1:52.978 **(2)**	77.53	0.492	17:49:47.623
4 -	36.702	51.014	26.947	1:54.663	76.39	2.177	17:51:42.286
5 -	***35.031***	50.490	26.965	***1:52.486*** **(1)**	***77.87***		***17:53:34.772***
6 -	35.575	51.530	26.646	1:53.751 **(3)**	77.00	1.265	17:55:28.523

P18 46 Kevin MARSHALL

Yamaha -

IDEAL LAP TIME : 1:52.457 BEST LAP TIME : 1:52.589 DIFFERENCE : 0.132

LAP	SECTOR 1	SECTOR 2	SECTOR 3	LAP TIME	MPH	DIFF	TIME OF DAY
1 -		51.462	27.194	2:02.231	71.66	9.642	17:46:03.257

Weather / Track : Sunny / Dry

Brands Hatch GP
Circuit Length = 2.4332 miles
Start: 17:44 Flag 17:54 End: 17:56

BMCRC - MRO Championships 2018 - Rnd 6 @ Brands Hatch GP

DFDS Seaways Yamaha Past Masters

RACE 18 - SECTOR ANALYSIS

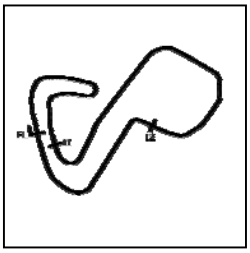

SECTOR 1 = FL to I1, SECTOR 2 = I1 to I2, SECTOR 3 = I2 to FL, DIFF = Difference To Personal Best Lap, P = Crossed Finish Line in Pit Lane, D = Time Disallowed

2 -	35.777	50.707	26.695	1:53.179 (3)	77.39	0.590	17:47:56.436
3 -	35.442	***50.552***	26.595	***1:52.589 (1)***	***77.80***		***17:49:49.025***
4 -	35.608	51.400	26.757	1:53.765	76.99	1.176	17:51:42.790
5 -	***35.330***	51.481	***26.575***	1:53.386	77.25	0.797	17:53:36.176
6 -	35.524	50.821	26.635	1:52.980 (2)	77.53	0.391	17:55:29.156

P19 100 R David MACKENZIE Yamaha - www.ypmrc.co.uk

IDEAL LAP TIME : 1:55.919 BEST LAP TIME : 1:57.339 DIFFERENCE : 1.420

LAP	SECTOR 1	SECTOR 2	SECTOR 3	LAP TIME	MPH	DIFF	TIME OF DAY
1 -		***51.576***	28.890	2:05.043	70.05	7.704	17:46:06.069
2 -	36.675	52.999	28.006	1:57.680 (2)	74.43	0.341	17:48:03.749
3 -	***36.525***	52.996	***27.818***	***1:57.339 (1)***	***74.65***		***17:50:01.088***
4 -	36.760	53.135	28.039	1:57.934 (3)	74.27	0.595	17:51:59.022
5 -	37.391	52.909	28.312	1:58.612	73.85	1.273	17:53:57.634
6 -	37.446	53.500	28.089	1:59.035	73.59	1.696	17:55:56.669

P20 66 R Neil ZWARTOUW Yamaha - Please sponsor me!?

IDEAL LAP TIME : 2:00.222 BEST LAP TIME : 2:01.993 DIFFERENCE : 1.771

LAP	SECTOR 1	SECTOR 2	SECTOR 3	LAP TIME	MPH	DIFF	TIME OF DAY
1 -		***53.938***	28.066	2:07.318	68.80	5.325	17:46:08.344
2 -	38.687	55.900	28.195	2:02.782	71.34	0.789	17:48:11.126
3 -	38.984	55.137	***27.872***	***2:01.993 (1)***	***71.80***		***17:50:13.119***
4 -	39.445	55.880	28.195	2:03.520	70.91	1.527	17:52:16.639
5 -	38.951	54.789	28.307	2:02.047 (2)	71.77	0.054	17:54:18.686
6 -	***38.412***	55.453	28.370	2:02.235 (3)	71.66	0.242	17:56:20.921

P21 69 C Mark ELLERAY Yamaha - Abbot Solutions Ltd

IDEAL LAP TIME : 2:04.088 BEST LAP TIME : 2:04.706 DIFFERENCE : 0.618

LAP	SECTOR 1	SECTOR 2	SECTOR 3	LAP TIME	MPH	DIFF	TIME OF DAY
1 -		56.484	29.649	2:14.681	65.04	9.975	17:46:15.707
2 -	40.363	56.093	29.633	2:06.089 (3)	69.47	1.383	17:48:21.796
3 -	***39.448***	56.143	29.658	2:05.249 (2)	69.93	0.543	17:50:27.045
4 -	40.066	***55.276***	***29.364***	***2:04.706 (1)***	***70.24***		***17:52:31.751***
5 -	40.084	56.230	30.793	2:07.107	68.91	2.401	17:54:38.858

P22 59 Neil HESMAN Yamaha - Farkham Hall

IDEAL LAP TIME : 2:04.275 BEST LAP TIME : 2:04.979 DIFFERENCE : 0.704

LAP	SECTOR 1	SECTOR 2	SECTOR 3	LAP TIME	MPH	DIFF	TIME OF DAY
1 -		***56.666***	29.508	2:14.262	65.24	9.283	17:46:15.288
2 -	***38.535***	56.703	29.741	***2:04.979 (1)***	***70.09***		***17:48:20.267***
3 -	39.456	57.311	29.436	2:06.203 (3)	69.41	1.224	17:50:26.470
4 -	39.409	57.165	***29.074***	2:05.648 (2)	69.71	0.669	17:52:32.118
5 -	39.377	57.312	30.565	2:07.254	68.83	2.275	17:54:39.372

P23 67 R Mark BAILEY Yamaha - Gforce motorcycles

IDEAL LAP TIME : 2:11.474 BEST LAP TIME : 2:13.093 DIFFERENCE : 1.619

LAP	SECTOR 1	SECTOR 2	SECTOR 3	LAP TIME	MPH	DIFF	TIME OF DAY
1 -		***59.396***	30.883	2:19.012	63.01	5.919	17:46:20.038
2 -	***41.480***	1:01.005	31.140	2:13.625 (2)	65.55	0.532	17:48:33.663
3 -	41.813	1:00.682	***30.598***	***2:13.093 (1)***	***65.81***		***17:50:46.756***
4 -	41.915	1:02.179	31.242	2:15.336	64.72	2.243	17:53:02.092
5 -	43.222	1:00.256	30.961	2:14.439 (3)	65.15	1.346	17:55:16.531

Weather / Track : Sunny / Dry

Brands Hatch GP
Circuit Length = 2.4332 miles
Start: 17:44 Flag 17:54 End: 17:56

BMCRC - MRO Championships 2018 - Rnd 6 @ Brands Hatch GP

DFDS Seaways Yamaha Past Masters

RACE 18 - BEST SECTORS

	SECTOR 1			SECTOR 2			SECTOR 3			IDEAL / BEST COMPARISON					
POS	NO	NAME	TIME	NO	NAME	TIME	NO	NAME	TIME	POS	NO	NAME	IDEAL	BEST	DIFF
												PERFECT LAP	1:42.714		
1	125	MILES	32.062	19	BRANTON	46.130	19	BRANTON	24.522	1	19	BRANTON	1:43.425	1:43.693	0.268
2	13	EDMONDSON	32.074	13	EDMONDSON	46.569	125	MILES	24.636	2	13	EDMONDSON	1:43.516	1:43.846	0.330
3	81	GRANT	32.547	125	MILES	46.882	4	HALIL	24.793	3	125	MILES	1:43.580	1:43.876	0.296
4	19	BRANTON	32.773	74	WHITBY	47.142	13	EDMONDSON	24.873	4	81	GRANT	1:45.015	1:45.159	0.144
5	74	WHITBY	33.127	4	HALIL	47.150	97	GUYETT	25.048	5	4	HALIL	1:45.231	1:45.789	0.558
6	24	CARSON	33.253	24	CARSON	47.195	74	WHITBY	25.137	6	74	WHITBY	1:45.406	1:45.949	0.543
7	4	HALIL	33.288	81	GRANT	47.246	24	CARSON	25.145	7	24	CARSON	1:45.593	1:45.997	0.404
8	97	GUYETT	33.328	97	GUYETT	47.370	81	GRANT	25.222	8	97	GUYETT	1:45.746	1:45.968	0.222
9	57	MOOK	33.889	101	DAVIES	48.220	101	DAVIES	25.524	9	101	DAVIES	1:47.919	1:48.355	0.436
10	40	BEACOCK	34.002	40	BEACOCK	48.418	40	BEACOCK	25.576	10	40	BEACOCK	1:47.996	1:48.479	0.483
11	101	DAVIES	34.175	95	CLARK	48.695	5	HOUSE	25.792	11	57	MOOK	1:48.670	1:48.857	0.187
12	76	HIGERTY	34.207	2	HUFF	48.697	95	CLARK	25.854	12	95	CLARK	1:48.783	1:49.379	0.596
13	95	CLARK	34.234	57	MOOK	48.852	57	MOOK	25.929	13	5	HOUSE	1:48.897	1:49.969	1.072
14	5	HOUSE	34.241	5	HOUSE	48.864	2	HUFF	25.963	14	2	HUFF	1:48.924	1:49.721	0.797
15	2	HUFF	34.264	76	HIGERTY	49.010	76	HIGERTY	25.988	15	76	HIGERTY	1:49.205	1:49.345	0.140
16	17	PATERSON	35.031	17	PATERSON	49.742	17	PATERSON	26.355	16	17	PATERSON	1:51.128	1:52.486	1.358
17	60	GOUGH	35.200	60	GOUGH	49.979	46	MARSHALL	26.575	17	60	GOUGH	1:51.805	1:52.410	0.605
18	46	MARSHALL	35.330	46	MARSHALL	50.552	60	GOUGH	26.626	18	46	MARSHALL	1:52.457	1:52.589	0.132
19	100	MACKENZIE	36.525	100	MACKENZIE	51.576	100	MACKENZIE	27.818	19	100	MACKENZIE	1:55.919	1:57.339	1.420
20	66	ZWARTOUW	38.412	66	ZWARTOUW	53.938	66	ZWARTOUW	27.872	20	66	ZWARTOUW	2:00.222	2:01.993	1.771
21	59	HESMAN	38.535	69	ELLERAY	55.276	59	HESMAN	29.074	21	69	ELLERAY	2:04.088	2:04.706	0.618
22	69	ELLERAY	39.448	59	HESMAN	56.666	69	ELLERAY	29.364	22	59	HESMAN	2:04.275	2:04.979	0.704
23	67	BAILEY	41.480	67	BAILEY	59.396	67	BAILEY	30.598	23	67	BAILEY	2:11.474	2:13.093	1.619
24															

Weather / Track : Sunny / Dry

Brands Hatch GP
Circuit Length = 2.4332 miles
Start: 17:44 Flag 17:54 End: 17:56

Results can be found at www.tsl-timing.com

Printed - 17:57 Saturday, 07 July 2018

BMCRC - MRO Championships 2018 - Rnd 6 @ Brands Hatch GP

DFDS Seaways Yamaha Past Masters

RACE 8 - GRID (7 Laps)

ROW 9	27	83	Paul GODBOLD	26	8	Peter MANNERING	25	41 David ABRAHAM
ROW 8	24	70	Andrew BURSCOUGH	23	67	Mark BAILEY 2:13.093	22	59 Neil HESMAN 2:04.979
ROW 7	21	69	Mark ELLERAY 2:04.706	20	66	Neil ZWARTOUW 2:01.993	19	100 David MACKENZIE 1:57.339
ROW 6	18	46	Kevin MARSHALL 1:52.589	17	17	David PATERSON 1:52.486	16	60 Daniel GOUGH 1:52.410
ROW 5	15	5	Max HOUSE 1:49.969	14	2	Lee HUFF 1:49.721	13	95 Simon CLARK 1:49.379
ROW 4	12	76	Kevin HIGERTY 1:49.345	11	57	Geoff MOOK 1:48.857	10	40 Douglas BEACOCK 1:48.479
ROW 3	9	101	Andrew DAVIES 1:48.355	8	24	Scott CARSON 1:45.997	7	97 Reece GUYETT 1:45.968
ROW 2	6	74	Paul WHITBY 1:45.949	5	4	Denis HALIL 1:45.789	4	81 Scott GRANT 1:45.159
ROW 1	3	125	Ben MILES 1:43.876	2	13	Doug EDMONDSON 1:43.846	1	19 Peter BRANTON 1:43.693

Pole

Brands Hatch GP
Circuit Length = 2.4332 miles

These results are provisional until the conclusion of any judicial and technical matters.

Clerk Of Course :		Timekeeper :

Results can be found at www.tsl-timing.com

Printed - 17:58 Saturday, 07 July 2018

BMCRC - MRO Championships 2018 - Rnd 6 @ Brands Hatch GP

DFDS Seaways Yamaha Past Masters

RACE 8 - CLASSIFICATION

POS	NO	CL	PIC	NAME	ENTRY	LAPS	TIME	GAP	DIFF	MPH	BEST	ON
1	19		1	Peter BRANTON	Yamaha -	7	12:11.731			83.79	1:43.202	4
2	4		2	Denis HALIL	Yamaha - D & A AUTOS	7	12:22.248	10.517	10.517	82.61	1:44.263	4
3	81		3	Scott GRANT	Yamaha - SEAGER engineering/ Motaa Cycle Parts	7	12:22.287	10.556	0.039	82.60	1:44.438	3
4	74		4	Paul WHITBY	Yamaha -	7	12:40.993	29.262	18.706	80.57	1:47.143	2
5	41		5	Jamie KELMAN	Yamaha - Fastlane motorcycles	7	12:41.601	29.870	0.608	80.51	1:47.408	4
6	40	C	1	Douglas BEACOCK	Yamaha -	7	12:44.617	32.886	3.016	80.19	1:47.496	5
7	101		6	Andrew DAVIES	Yamaha - GIBSON EXHAUSTS	7	12:48.132	36.401	3.515	79.82	1:48.064	2
8	2	C	2	Lee HUFF	Yamaha -	7	12:54.990	43.259	6.858	79.12	1:48.949	5
9	83	C	3	Paul GODBOLD	Yamaha - Hill farm tree services	7	13:06.625	54.894	11.635	77.95	1:50.279	6
10	57	R	1	Geoff MOOK	Yamaha -	7	13:09.147	57.416	2.522	77.70	1:49.894	6
11	76	C	4	Kevin HIGERTY	Yamaha - Aitch Racing	7	13:09.757	58.026	0.610	77.64	1:51.047	6
12	5	C	5	Max HOUSE	Yamaha -	7	13:09.909	58.178	0.152	77.62	1:50.796	5
13	70	C	6	Andrew BURSCOUGH	Yamaha - Apollo Tuning	7	13:10.464	58.733	0.555	77.57	1:50.793	6
14	46		7	Kevin MARSHALL	Yamaha -	7	13:24.322	1:12.591	13.858	76.23	1:51.577	5
15	60	R	2	Daniel GOUGH	Yamaha - G Force Motorcycles	7	13:24.465	1:12.734	0.143	76.22	1:52.889	7
16	17	C	7	David PATERSON	Yamaha - Lots of overtime	7	13:38.730	1:26.999	14.265	74.89	1:54.786	2
17	100	R	3	David MACKENZIE	Yamaha - www.ypmrc.co.uk	7	13:42.598	1:30.867	3.868	74.54	1:55.056	7
18	66	R	4	Neil ZWARTOUW	Yamaha - Please sponsor me!?	6	12:23.214	1 Lap	1 Lap	70.71	2:01.782	2
19	59		8	Neil HESMAN	Yamaha - Farkham Hall	6	12:34.019	1 Lap	10.805	69.70	2:03.286	2
20	69	C	8	Mark ELLERAY	Yamaha - Abbot Solutions Ltd	6	12:34.281	1 Lap	0.262	69.68	2:02.695	3
21	67	R	5	Mark BAILEY	Yamaha - Gforce motorcycles	6	13:23.567	1 Lap	49.286	65.40	2:12.050	3
					NOT CLASSIFIED							
DNF	95	R		Simon CLARK	Yamaha - Towan Motors	6	11:04.274	1 Lap		79.12	1:49.159	3
DNF	125			Ben MILES	Yamaha - Allspeed	5	8:49.851	2 Laps	1 Lap	82.66	1:44.196	3
DNF	24	R		Scott CARSON	Yamaha - Bridge motorcycles, Two wheel technics	5	8:50.064	2 Laps	0.213	82.62	1:44.190	3
DNF	97			Reece GUYETT	Yamaha - rose mot	5	8:57.314	2 Laps	7.250	81.51	1:46.134	3

FASTEST LAP

19		Peter BRANTON	Yamaha -	4	1:43.202	84.88 mph	136.60 kph
24	R	Scott CARSON	Yamaha - Bridge motorcycles, Two wheel technics	3	1:44.190	84.07 mph	135.30 kph
40	C	Douglas BEACOCK	Yamaha -	5	1:47.496	81.48 mph	131.14 kph

Class - 92.5% of Race Speed = 77.50 mph
Class C - 92.5% of Race Speed = 74.17 mph
Class R - 92.5% of Race Speed = 71.87 mph

Brands Hatch GP
Circuit Length = 2.4332 miles
Start: 13:02 Flag 13:15 End: 13:16

Weather / Track : Sunny / Dry
These results are provisional until the conclusion of any judicial and technical matters.

Clerk Of Course :		Timekeeper :

Results can be found at www.tsl-timing.com

Printed - 13:17 Sunday, 08 July 2018

BMCRC - MRO Championships 2018 - Rnd 6 @ Brands Hatch GP

DFDS Seaways Yamaha Past Masters

RACE 8 - LAP CHART

LAP 1 @ 13:04:41.308

NO	BEHIND	LAP TIME
19		1:49.079
125	1.343	1:50.422
24	1.355	1:50.434
81	1.512	1:50.591
4	2.046	1:51.125
97	2.780	1:51.859
74	4.792	1:53.871
101	5.558	1:54.637
41	6.165	1:55.244
40	6.235	1:55.314
95	7.210	1:56.289
2	7.817	1:56.896
70	9.309	1:58.388
76	9.613	1:58.692
57	9.897	1:58.976
5	10.086	1:59.165
83	10.347	1:59.426
17	12.228	2:01.307
60	13.207	2:02.286
46	13.394	2:02.473
100	17.188	2:06.267
66	19.183	2:08.262
59	22.572	2:11.651
69	23.872	2:12.951
67	30.612	2:19.691

LAP 2 @ 13:06:25.038

NO	BEHIND	LAP TIME
19		1:43.730
81	2.595	1:44.813
125	2.931	1:45.318
24	3.781	1:46.156
4	3.845	1:45.529
97	5.188	1:46.138
74	8.205	1:47.143
101	9.892	1:48.064
41	10.070	1:47.635
40	10.944	1:48.439
95	13.213	1:49.733
2	13.800	1:49.713
70	18.440	1:52.861
76	18.507	1:52.624
57	18.772	1:52.605
5	18.872	1:52.516
83	18.897	1:52.280
17	23.284	1:54.786
60	23.471	1:53.994
46	23.956	1:54.292
100	31.761	1:58.303
66	37.235	2:01.782
59	42.128	2:03.286
69	42.880	2:02.738
67	59.501	2:12.619

LAP 3 @ 13:08:08.759

NO	BEHIND	LAP TIME
19		1:43.721
81	3.312	1:44.438
125	3.406	1:44.196
24	4.250	1:44.190
4	4.399	1:44.275
97	7.601	1:46.134
74	12.343	1:47.859
41	13.764	1:47.415
101	14.739	1:48.568
40	14.879	1:47.656
95	18.651	1:49.159
2	19.625	1:49.546
76	26.977	1:52.191
83	27.099	1:51.923
70	28.074	1:53.355
5	28.345	1:53.194
57	28.644	1:53.593
17	35.003	1:55.440
60	35.264	1:55.514
46	35.494	1:55.259
100	44.226	1:56.186
66	57.030	2:03.516
69	1:01.854	2:02.695
59	1:02.983	2:04.576
67	1:27.830	2:12.050

LAP 4 @ 13:09:51.961

NO	BEHIND	LAP TIME
19		1:43.202
81	4.833	1:44.723
125	4.896	1:44.692
24	5.381	1:44.333
4	5.460	1:44.263
97	10.849	1:46.450
74	16.382	1:47.241
41	17.970	1:47.408
101	20.117	1:48.580
40	20.132	1:48.455
95	25.443	1:49.994
2	25.594	1:49.171
83	34.302	1:50.405
76	35.759	1:51.984
70	36.222	1:51.350
57	36.822	1:51.380
5	36.838	1:51.695
60	45.381	1:53.319
46	48.014	1:55.722
17	48.233	1:56.432
100	56.797	1:55.773
66	1:17.330	2:03.502
69	1:24.706	2:06.054
59	1:25.452	2:05.671

LAP 5 @ 13:11:35.660

NO	BEHIND	LAP TIME
19		1:43.699
125	6.420	1:45.223
81	6.483	1:45.349
24	6.633	1:44.951
4	6.691	1:44.930
97	13.883	1:46.733
67	1 Lap	2:13.817
74	20.375	1:47.692
41	22.238	1:47.967
40	23.929	1:47.496
101	25.357	1:48.939
2	30.844	1:48.949
95	30.927	1:49.183
83	40.905	1:50.302
76	43.212	1:51.152
5	43.935	1:50.796
70	44.544	1:52.021
57	44.717	1:51.594
60	54.912	1:53.230
46	55.892	1:51.577
17	59.966	1:55.432
100	1:08.672	1:55.574
66	1:37.372	2:03.741
69	1:43.759	2:02.752

LAP 6 @ 13:13:19.607

NO	BEHIND	LAP TIME
19		1:43.947
59	1 Lap	2:03.491
4	8.515	1:45.771
81	8.617	1:46.081
74	25.936	1:49.508
41	26.812	1:48.521
40	29.437	1:49.455
101	31.401	1:49.991
95	36.896	1:49.916
2	37.525	1:50.628
67	1 Lap	2:13.232
83	47.237	1:50.279
76	50.312	1:51.047
57	50.664	1:49.894
5	50.904	1:50.916
70	51.390	1:50.793
60	1:04.198	1:53.233
46	1:04.267	1:52.322
17	1:13.374	1:57.355
100	1:20.164	1:55.439

LAP 7 @ 13:15:03.960

NO	BEHIND	LAP TIME
19		1:44.353
4	10.517	1:46.355
81	10.556	1:46.292
66	1 Lap	2:02.411
59	1 Lap	2:05.344
69	1 Lap	2:07.091
74	29.262	1:47.679
41	29.870	1:47.411
40	32.886	1:47.802
101	36.401	1:49.353
2	43.259	1:50.087
83	54.894	1:52.010
57	57.416	1:51.105
76	58.026	1:52.067
5	58.178	1:51.627
70	58.733	1:51.696
67	1 Lap	2:12.158
46	1:12.591	1:52.677
60	1:12.734	1:52.889
17	1:26.999	1:57.978
100	1:30.867	1:55.056

Weather / Track : Sunny / Dry

Brands Hatch GP
Circuit Length = 2.4332 miles
Start: 13:02 Flag 13:15 End: 13:16

Results can be found at www.tsl-timing.com

Printed - 13:17 Sunday, 08 July 2018

BMCRC - MRO Championships 2018 - Rnd 6 @ Brands Hatch GP

DFDS Seaways Yamaha Past Masters

RACE 8 - SECTOR ANALYSIS

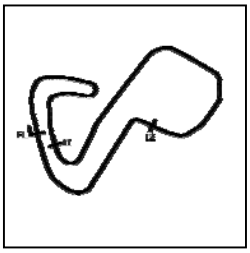

SECTOR 1 = FL to I1, SECTOR 2 = I1 to I2, SECTOR 3 = I2 to FL, DIFF = Difference To Personal Best Lap, P = Crossed Finish Line in Pit Lane, D = Time Disallowed

P1 19 Peter BRANTON Yamaha -

IDEAL LAP TIME : 1:43.041 BEST LAP TIME : 1:43.202 DIFFERENCE : 0.161

LAP	SECTOR 1	SECTOR 2	SECTOR 3	LAP TIME	MPH	DIFF	TIME OF DAY
1 -		46.678	24.781	1:49.079	80.30	5.877	13:04:41.308
2 -	32.478	46.623	24.629	1:43.730	84.44	0.528	13:06:25.038
3 -	32.652	46.496	***24.573***	1:43.721 **(3)**	84.45	0.519	13:08:08.759
4 -	32.549	***45.998***	24.655	***1:43.202*** **(1)**	***84.88***		***13:09:51.961***
5 -	***32.470***	46.626	24.603	1:43.699 **(2)**	84.47	0.497	13:11:35.660
6 -	32.841	46.485	24.621	1:43.947	84.27	0.745	13:13:19.607
7 -	32.883	46.746	24.724	1:44.353	83.94	1.151	13:15:03.960

P2 4 Denis HALIL Yamaha - D & A AUTOS

IDEAL LAP TIME : 1:44.162 BEST LAP TIME : 1:44.263 DIFFERENCE : 0.101

LAP	SECTOR 1	SECTOR 2	SECTOR 3	LAP TIME	MPH	DIFF	TIME OF DAY
1 -		47.424	24.907	1:51.125	78.82	6.862	13:04:43.354
2 -	32.743	47.650	25.136	1:45.529	83.00	1.266	13:06:28.883
3 -	32.708	46.816	24.751	1:44.275 **(2)**	84.00	0.012	13:08:13.158
4 -	***32.690***	***46.790***	24.783	***1:44.263*** **(1)**	***84.01***		***13:09:57.421***
5 -	32.808	47.440	***24.682***	1:44.930 **(3)**	83.48	0.667	13:11:42.351
6 -	33.228	47.125	25.418	1:45.771	82.81	1.508	13:13:28.122
7 -	33.288	47.366	25.701	1:46.355	82.36	2.092	13:15:14.477

P3 81 Scott GRANT Yamaha - SEAGER engineering/ Motaa Cycle Parts

IDEAL LAP TIME : 1:44.348 BEST LAP TIME : 1:44.438 DIFFERENCE : 0.090

LAP	SECTOR 1	SECTOR 2	SECTOR 3	LAP TIME	MPH	DIFF	TIME OF DAY
1 -		47.073	***25.121***	1:50.591	79.20	6.153	13:04:42.820
2 -	32.672	46.998	25.143	1:44.813 **(3)**	83.57	0.375	13:06:27.633
3 -	***32.485***	***46.742***	25.211	***1:44.438*** **(1)**	***83.87***		***13:08:12.071***
4 -	32.623	46.865	25.235	1:44.723 **(2)**	83.64	0.285	13:09:56.794
5 -	32.583	47.379	25.387	1:45.349	83.15	0.911	13:11:42.143
6 -	32.996	47.754	25.331	1:46.081	82.57	1.643	13:13:28.224
7 -	33.042	47.527	25.723	1:46.292	82.41	1.854	13:15:14.516

P4 74 Paul WHITBY Yamaha -

IDEAL LAP TIME : 1:46.855 BEST LAP TIME : 1:47.143 DIFFERENCE : 0.288

LAP	SECTOR 1	SECTOR 2	SECTOR 3	LAP TIME	MPH	DIFF	TIME OF DAY
1 -		47.946	25.685	1:53.871	76.92	6.728	13:04:46.100
2 -	33.787	***47.667***	25.689	***1:47.143*** **(1)**	***81.75***		***13:06:33.243***
3 -	33.799	48.372	25.688	1:47.859	81.21	0.716	13:08:21.102
4 -	***33.512***	47.910	25.819	1:47.241 **(2)**	81.68	0.098	13:10:08.343
5 -	33.934	47.974	25.784	1:47.692	81.34	0.549	13:11:56.035
6 -	34.949	48.727	25.832	1:49.508	79.99	2.365	13:13:45.543
7 -	34.126	47.877	***25.676***	1:47.679 **(3)**	81.35	0.536	13:15:33.222

P5 41 Jamie KELMAN Yamaha - Fastlane motorcycles

IDEAL LAP TIME : 1:46.793 BEST LAP TIME : 1:47.408 DIFFERENCE : 0.615

LAP	SECTOR 1	SECTOR 2	SECTOR 3	LAP TIME	MPH	DIFF	TIME OF DAY
1 -		48.565	26.082	1:55.244	76.01	7.836	13:04:47.473
2 -	33.995	48.173	***25.467***	1:47.635	81.38	0.227	13:06:35.108
3 -	***33.464***	48.205	25.746	1:47.415 **(3)**	81.55	0.007	13:08:22.523
4 -	33.511	***47.862***	26.035	***1:47.408*** **(1)**	***81.55***		***13:10:09.931***
5 -	33.931	48.033	26.003	1:47.967	81.13	0.559	13:11:57.898
6 -	34.191	48.384	25.946	1:48.521	80.72	1.113	13:13:46.419
7 -	33.469	47.892	26.050	1:47.411 **(2)**	81.55	0.003	13:15:33.830

P6 40 C Douglas BEACOCK Yamaha -

IDEAL LAP TIME : 1:47.162 BEST LAP TIME : 1:47.496 DIFFERENCE : 0.334

LAP	SECTOR 1	SECTOR 2	SECTOR 3	LAP TIME	MPH	DIFF	TIME OF DAY

Weather / Track : Sunny / Dry

Brands Hatch GP
Circuit Length = 2.4332 miles
Start: 13:02 Flag 13:15 End: 13:16

BMCRC - MRO Championships 2018 - Rnd 6 @ Brands Hatch GP

DFDS Seaways Yamaha Past Masters

RACE 8 - SECTOR ANALYSIS

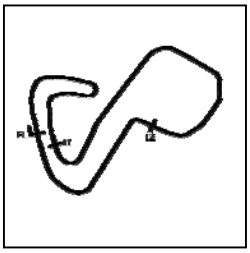

SECTOR 1 = FL to I1, SECTOR 2 = I1 to I2, SECTOR 3 = I2 to FL, DIFF = Difference To Personal Best Lap, P = Crossed Finish Line in Pit Lane, D = Time Disallowed

1 -		49.013	26.281	1:55.314	75.96	7.818	13:04:47.543
2 -	34.135	48.385	25.919	1:48.439	80.78	0.943	13:06:35.982
3 -	34.093	***47.909***	***25.654***	1:47.656 **(2)**	81.36	0.160	13:08:23.638
4 -	34.301	48.303	25.851	1:48.455	80.76	0.959	13:10:12.093
5 -	***33.599***	47.929	25.968	***1:47.496*** **(1)**	***81.48***		***13:11:59.589***
6 -	34.834	48.677	25.944	1:49.455	80.03	1.959	13:13:49.044
7 -	33.781	48.001	26.020	1:47.802 **(3)**	81.25	0.306	13:15:36.846

P7 101 Andrew DAVIES Yamaha - GIBSON EXHAUSTS

IDEAL LAP TIME : 1:47.856 BEST LAP TIME : 1:48.064 DIFFERENCE : 0.208

LAP	SECTOR 1	SECTOR 2	SECTOR 3	LAP TIME	MPH	DIFF	TIME OF DAY
1 -		49.216	***25.756***	1:54.637	76.41	6.573	13:04:46.866
2 -	34.059	***48.233***	25.772	***1:48.064*** **(1)**	***81.06***		***13:06:34.930***
3 -	34.352	48.385	25.831	1:48.568 **(2)**	80.68	0.504	13:08:23.498
4 -	***33.867***	48.676	26.037	1:48.580 **(3)**	80.67	0.516	13:10:12.078
5 -	34.137	48.631	26.171	1:48.939	80.41	0.875	13:12:01.017
6 -	34.868	48.905	26.218	1:49.991	79.64	1.927	13:13:51.008
7 -	34.128	48.692	26.533	1:49.353	80.10	1.289	13:15:40.361

P8 2 C Lee HUFF Yamaha -

IDEAL LAP TIME : 1:48.498 BEST LAP TIME : 1:48.949 DIFFERENCE : 0.451

LAP	SECTOR 1	SECTOR 2	SECTOR 3	LAP TIME	MPH	DIFF	TIME OF DAY
1 -		49.071	26.409	1:56.896	74.93	7.947	13:04:49.125
2 -	34.512	48.700	26.501	1:49.713	79.84	0.764	13:06:38.838
3 -	34.506	48.701	26.339	1:49.546 **(3)**	79.96	0.597	13:08:28.384
4 -	34.178	48.769	***26.224***	1:49.171 **(2)**	80.23	0.222	13:10:17.555
5 -	34.248	***48.446***	26.255	***1:48.949*** **(1)**	***80.40***		***13:12:06.504***
6 -	34.660	48.610	27.358	1:50.628	79.18	1.679	13:13:57.132
7 -	***33.828***	49.898	26.361	1:50.087	79.57	1.138	13:15:47.219

P9 83 C Paul GODBOLD Yamaha - Hill farm tree services

IDEAL LAP TIME : 1:49.663 BEST LAP TIME : 1:50.279 DIFFERENCE : 0.616

LAP	SECTOR 1	SECTOR 2	SECTOR 3	LAP TIME	MPH	DIFF	TIME OF DAY
1 -		50.134	***25.976***	1:59.426	73.34	9.147	13:04:51.655
2 -	35.336	50.619	26.325	1:52.280	78.01	2.001	13:06:43.935
3 -	35.630	50.224	26.069	1:51.923	78.26	1.644	13:08:35.858
4 -	34.060	50.006	26.339	1:50.405 **(3)**	79.34	0.126	13:10:26.263
5 -	***33.886***	50.050	26.366	1:50.302 **(2)**	79.41	0.023	13:12:16.565
6 -	34.107	***49.801***	26.371	***1:50.279*** **(1)**	***79.43***		***13:14:06.844***
7 -	34.724	50.772	26.514	1:52.010	78.20	1.731	13:15:58.854

P10 57 R Geoff MOOK Yamaha -

IDEAL LAP TIME : 1:49.733 BEST LAP TIME : 1:49.894 DIFFERENCE : 0.161

LAP	SECTOR 1	SECTOR 2	SECTOR 3	LAP TIME	MPH	DIFF	TIME OF DAY
1 -		50.473	26.259	1:58.976	73.62	9.082	13:04:51.205
2 -	35.337	50.532	26.736	1:52.605	77.79	2.711	13:06:43.810
3 -	36.773	50.660	***26.160***	1:53.593	77.11	3.699	13:08:37.403
4 -	35.117	49.664	26.599	1:51.380 **(3)**	78.64	1.486	13:10:28.783
5 -	35.476	49.761	26.357	1:51.594	78.49	1.700	13:12:20.377
6 -	34.893	***48.764***	26.237	***1:49.894*** **(1)**	***79.71***		***13:14:10.271***
7 -	***34.809***	49.988	26.308	1:51.105 **(2)**	78.84	1.211	13:16:01.376

P11 76 C Kevin HIGERTY Yamaha - Aitch Racing

IDEAL LAP TIME : 1:50.813 BEST LAP TIME : 1:51.047 DIFFERENCE : 0.234

LAP	SECTOR 1	SECTOR 2	SECTOR 3	LAP TIME	MPH	DIFF	TIME OF DAY
1 -		50.103	26.410	1:58.692	73.80	7.645	13:04:50.921
2 -	35.321	50.437	26.866	1:52.624	77.77	1.577	13:06:43.545
3 -	35.778	50.121	26.292	1:52.191	78.07	1.144	13:08:35.736
4 -	35.583	50.050	26.351	1:51.984 **(3)**	78.22	0.937	13:10:27.720

Weather / Track : Sunny / Dry

Brands Hatch GP
Circuit Length = 2.4332 miles
Start: 13:02 Flag 13:15 End: 13:16

BMCRC - MRO Championships 2018 - Rnd 6 @ Brands Hatch GP

DFDS Seaways Yamaha Past Masters

RACE 8 - SECTOR ANALYSIS

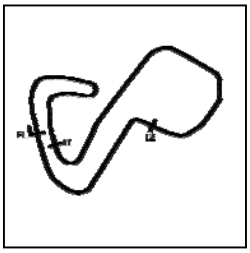

SECTOR 1 = FL to I1, SECTOR 2 = I1 to I2, SECTOR 3 = I2 to FL, DIFF = Difference To Personal Best Lap, P = Crossed Finish Line in Pit Lane, D = Time Disallowed

5 -	35.149	49.707	26.296	1:51.152 **(2)**	78.80	0.105	13:12:18.872
6 -	35.096	***49.612***	26.339	***1:51.047*** **(1)**	***78.88***		***13:14:09.919***
7 -	***34.912***	50.866	***26.289***	1:52.067	78.16	1.020	13:16:01.986

P12 5 C Max HOUSE Yamaha -

IDEAL LAP TIME : 1:50.111 BEST LAP TIME : 1:50.796 DIFFERENCE : 0.685

LAP	SECTOR 1	SECTOR 2	SECTOR 3	LAP TIME	MPH	DIFF	TIME OF DAY
1 -		50.556	26.069	1:59.165	73.50	8.369	13:04:51.394
2 -	35.351	50.601	26.564	1:52.516	77.85	1.720	13:06:43.910
3 -	36.502	50.394	26.298	1:53.194	77.38	2.398	13:08:37.104
4 -	34.563	50.756	26.376	1:51.695	78.42	0.899	13:10:28.799
5 -	34.866	***49.711***	26.219	***1:50.796*** **(1)**	***79.06***		***13:12:19.595***
6 -	***34.390***	50.516	***26.010***	1:50.916 **(2)**	78.97	0.120	13:14:10.511
7 -	34.706	50.770	26.151	1:51.627 **(3)**	78.47	0.831	13:16:02.138

P13 70 C Andrew BURSCOUGH Yamaha - Apollo Tuning

IDEAL LAP TIME : 1:49.628 BEST LAP TIME : 1:50.793 DIFFERENCE : 1.165

LAP	SECTOR 1	SECTOR 2	SECTOR 3	LAP TIME	MPH	DIFF	TIME OF DAY
1 -		***49.137***	26.454	1:58.388	73.99	7.595	13:04:50.617
2 -	***34.476***	51.249	27.136	1:52.861	77.61	2.068	13:06:43.478
3 -	35.845	51.208	26.302	1:53.355	77.27	2.562	13:08:36.833
4 -	35.037	50.009	26.304	1:51.350 **(2)**	78.66	0.557	13:10:28.183
5 -	35.610	49.329	27.082	1:52.021	78.19	1.228	13:12:20.204
6 -	35.203	49.575	***26.015***	***1:50.793*** **(1)**	***79.06***		***13:14:10.997***
7 -	34.576	50.957	26.163	1:51.696 **(3)**	78.42	0.903	13:16:02.693

P14 46 Kevin MARSHALL Yamaha -

IDEAL LAP TIME : 1:51.291 BEST LAP TIME : 1:51.577 DIFFERENCE : 0.286

LAP	SECTOR 1	SECTOR 2	SECTOR 3	LAP TIME	MPH	DIFF	TIME OF DAY
1 -		51.195	26.904	2:02.473	71.52	10.896	13:04:54.702
2 -	35.697	51.682	26.913	1:54.292	76.64	2.715	13:06:48.994
3 -	36.438	51.772	27.049	1:55.259	76.00	3.682	13:08:44.253
4 -	36.509	51.684	27.529	1:55.722	75.69	4.145	13:10:39.975
5 -	34.717	***50.165***	26.695	***1:51.577*** **(1)**	***78.50***		***13:12:31.552***
6 -	35.273	50.615	***26.434***	1:52.322 **(2)**	77.98	0.745	13:14:23.874
7 -	***34.692***	50.758	27.227	1:52.677 **(3)**	77.74	1.100	13:16:16.551

P15 60 R Daniel GOUGH Yamaha - G Force Motorcycles

IDEAL LAP TIME : 1:52.382 BEST LAP TIME : 1:52.889 DIFFERENCE : 0.507

LAP	SECTOR 1	SECTOR 2	SECTOR 3	LAP TIME	MPH	DIFF	TIME OF DAY
1 -		51.179	27.355	2:02.286	71.63	9.397	13:04:54.515
2 -	35.505	51.671	26.818	1:53.994	76.84	1.105	13:06:48.509
3 -	36.543	51.821	27.150	1:55.514	75.83	2.625	13:08:44.023
4 -	36.272	50.464	***26.583***	1:53.319	77.30	0.430	13:10:37.342
5 -	35.623	50.767	26.840	1:53.230 **(2)**	77.36	0.341	13:12:30.572
6 -	35.868	***50.452***	26.913	1:53.233 **(3)**	77.36	0.344	13:14:23.805
7 -	***35.347***	50.491	27.051	***1:52.889*** **(1)**	***77.59***		***13:16:16.694***

P16 17 C David PATERSON Yamaha - Lots of overtime

IDEAL LAP TIME : 1:54.266 BEST LAP TIME : 1:54.786 DIFFERENCE : 0.520

LAP	SECTOR 1	SECTOR 2	SECTOR 3	LAP TIME	MPH	DIFF	TIME OF DAY
1 -		51.763	***26.651***	2:01.307	72.21	6.521	13:04:53.536
2 -	36.197	***51.560***	27.029	***1:54.786*** **(1)**	***76.31***		***13:06:48.322***
3 -	36.558	51.708	27.174	1:55.440 **(3)**	75.88	0.654	13:08:43.762
4 -	36.712	51.581	28.139	1:56.432	75.23	1.646	13:10:40.194
5 -	***36.055***	52.031	27.346	1:55.432 **(2)**	75.88	0.646	13:12:35.626
6 -	37.307	52.199	27.849	1:57.355	74.64	2.569	13:14:32.981
7 -	36.313	54.042	27.623	1:57.978	74.24	3.192	13:16:30.959

Weather / Track : Sunny / Dry

Brands Hatch GP
Circuit Length = 2.4332 miles
Start: 13:02 Flag 13:15 End: 13:16

BMCRC - MRO Championships 2018 - Rnd 6 @ Brands Hatch GP

DFDS Seaways Yamaha Past Masters

RACE 8 - SECTOR ANALYSIS

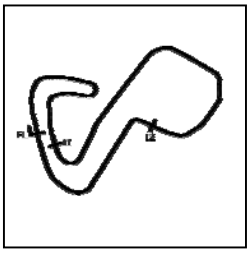

SECTOR 1 = FL to I1, SECTOR 2 = I1 to I2, SECTOR 3 = I2 to FL, DIFF = Difference To Personal Best Lap, P = Crossed Finish Line in Pit Lane, D = Time Disallowed

P17 100 R David MACKENZIE Yamaha - www.ypmrc.co.uk

IDEAL LAP TIME : 1:54.838 BEST LAP TIME : 1:55.056 DIFFERENCE : 0.218

LAP	SECTOR 1	SECTOR 2	SECTOR 3	LAP TIME	MPH	DIFF	TIME OF DAY
1 -		52.614	27.819	2:06.267	69.37	11.211	13:04:58.496
2 -	37.588	52.519	28.196	1:58.303	74.04	3.247	13:06:56.799
3 -	36.793	52.076	***27.317***	1:56.186	75.39	1.130	13:08:52.985
4 -	***36.131***	51.800	27.842	1:55.773	75.66	0.717	13:10:48.758
5 -	36.325	51.603	27.646	1:55.574 **(3)**	75.79	0.518	13:12:44.332
6 -	36.217	51.550	27.672	1:55.439 **(2)**	75.88	0.383	13:14:39.771
7 -	36.167	***51.390***	27.499	***1:55.056*** **(1)**	***76.13***		***13:16:34.827***

P18 66 R Neil ZWARTOUW Yamaha - Please sponsor me!?

IDEAL LAP TIME : 2:00.376 BEST LAP TIME : 2:01.782 DIFFERENCE : 1.406

LAP	SECTOR 1	SECTOR 2	SECTOR 3	LAP TIME	MPH	DIFF	TIME OF DAY
1 -		***53.906***	28.222	2:08.262	68.29	6.480	13:05:00.491
2 -	***38.591***	55.312	***27.879***	***2:01.782*** **(1)**	***71.93***		***13:07:02.273***
3 -	39.421	55.836	28.259	2:03.516	70.92	1.734	13:09:05.789
4 -	38.966	56.329	28.207	2:03.502 **(3)**	70.92	1.720	13:11:09.291
5 -	39.352	55.889	28.500	2:03.741	70.79	1.959	13:13:13.032
6 -	38.779	55.516	28.116	2:02.411 **(2)**	71.56	0.629	13:15:15.443

P19 59 Neil HESMAN Yamaha - Farkham Hall

IDEAL LAP TIME : 2:02.386 BEST LAP TIME : 2:03.286 DIFFERENCE : 0.900

LAP	SECTOR 1	SECTOR 2	SECTOR 3	LAP TIME	MPH	DIFF	TIME OF DAY
1 -		***54.987***	29.167	2:11.651	66.53	8.365	13:05:03.880
2 -	***38.640***	55.518	29.128	***2:03.286*** **(1)**	***71.05***		***13:07:07.166***
3 -	40.516	55.301	***28.759***	2:04.576 **(3)**	70.31	1.290	13:09:11.742
4 -	38.854	57.843	28.974	2:05.671	69.70	2.385	13:11:17.413
5 -	38.932	55.339	29.220	2:03.491 **(2)**	70.93	0.205	13:13:20.904
6 -	40.588	55.805	28.951	2:05.344	69.88	2.058	13:15:26.248

P20 69 C Mark ELLERAY Yamaha - Abbot Solutions Ltd

IDEAL LAP TIME : 2:02.187 BEST LAP TIME : 2:02.695 DIFFERENCE : 0.508

LAP	SECTOR 1	SECTOR 2	SECTOR 3	LAP TIME	MPH	DIFF	TIME OF DAY
1 -		55.581	28.871	2:12.951	65.88	10.256	13:05:05.180
2 -	38.981	55.057	***28.700***	2:02.738 **(2)**	71.37	0.043	13:07:07.918
3 -	39.203	***54.625***	28.867	***2:02.695*** **(1)**	***71.39***		***13:09:10.613***
4 -	40.352	56.850	28.852	2:06.054	69.49	3.359	13:11:16.667
5 -	***38.862***	54.960	28.930	2:02.752 **(3)**	71.36	0.057	13:13:19.419
6 -	41.032	57.248	28.811	2:07.091	68.92	4.396	13:15:26.510

P21 67 R Mark BAILEY Yamaha - Gforce motorcycles

IDEAL LAP TIME : 2:10.932 BEST LAP TIME : 2:12.050 DIFFERENCE : 1.118

LAP	SECTOR 1	SECTOR 2	SECTOR 3	LAP TIME	MPH	DIFF	TIME OF DAY
1 -		59.675	30.801	2:19.691	62.70	7.641	13:05:11.920
2 -	41.248	1:00.435	30.936	2:12.619 **(3)**	66.05	0.569	13:07:24.539
3 -	***40.784***	1:00.631	***30.635***	***2:12.050*** **(1)**	***66.33***		***13:09:36.589***
4 -	41.365	1:01.493	30.959	2:13.817	65.46	1.767	13:11:50.406
5 -	41.651	1:00.611	30.970	2:13.232	65.74	1.182	13:14:03.638
6 -	41.483	***59.513***	31.162	2:12.158 **(2)**	66.28	0.108	13:16:15.796

P22 95 R Simon CLARK Yamaha - Towan Motors

IDEAL LAP TIME : 1:48.637 BEST LAP TIME : 1:49.159 DIFFERENCE : 0.522

LAP	SECTOR 1	SECTOR 2	SECTOR 3	LAP TIME	MPH	DIFF	TIME OF DAY
1 -		49.363	26.046	1:56.289	75.32	7.130	13:04:48.518
2 -	34.587	48.852	26.294	1:49.733 **(3)**	79.82	0.574	13:06:38.251
3 -	***33.986***	48.961	26.212	***1:49.159*** **(1)**	***80.24***		***13:08:27.410***
4 -	34.357	49.250	26.387	1:49.994	79.63	0.835	13:10:17.404

Weather / Track : Sunny / Dry

Brands Hatch GP
Circuit Length = 2.4332 miles
Start: 13:02 Flag 13:15 End: 13:16

BMCRC - MRO Championships 2018 - Rnd 6 @ Brands Hatch GP

DFDS Seaways Yamaha Past Masters

RACE 8 - SECTOR ANALYSIS

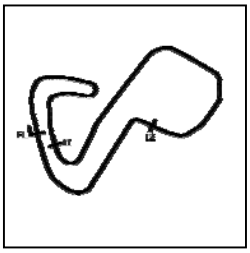

SECTOR 1 = FL to I1, SECTOR 2 = I1 to I2, SECTOR 3 = I2 to FL, DIFF = Difference To Personal Best Lap, P = Crossed Finish Line in Pit Lane, D = Time Disallowed

5 -	34.226	48.985	***25.972***	1:49.183 **(2)**	80.23	0.024	13:12:06.587
6 -	34.906	***48.679***	26.331	1:49.916	79.69	0.757	13:13:56.503

P23 125 Ben MILES Yamaha - Allspeed

IDEAL LAP TIME : 1:43.889 BEST LAP TIME : 1:44.196 DIFFERENCE : 0.307

LAP	SECTOR 1	SECTOR 2	SECTOR 3	LAP TIME	MPH	DIFF	TIME OF DAY
1 -		47.340	25.207	1:50.422	79.33	6.226	13:04:42.651
2 -	33.055	47.328	24.935	1:45.318	83.17	1.122	13:06:27.969
3 -	32.554	***46.820***	***24.822***	***1:44.196*** **(1)**	***84.07***		***13:08:12.165***
4 -	***32.247***	47.491	24.954	1:44.692 **(2)**	83.67	0.496	13:09:56.857
5 -	32.440	47.647	25.136	1:45.223 **(3)**	83.25	1.027	13:11:42.080

P24 24 R Scott CARSON Yamaha - Bridge motorcycles, Two wheel technics

IDEAL LAP TIME : 1:44.075 BEST LAP TIME : 1:44.190 DIFFERENCE : 0.115

LAP	SECTOR 1	SECTOR 2	SECTOR 3	LAP TIME	MPH	DIFF	TIME OF DAY
1 -		46.873	25.257	1:50.434	79.32	6.244	13:04:42.663
2 -	33.144	47.750	25.262	1:46.156	82.51	1.966	13:06:28.819
3 -	***32.545***	***46.557***	25.088	***1:44.190*** **(1)**	***84.07***		***13:08:13.009***
4 -	32.549	46.811	***24.973***	1:44.333 **(2)**	83.96	0.143	13:09:57.342
5 -	32.616	47.167	25.168	1:44.951 **(3)**	83.46	0.761	13:11:42.293

P25 97 Reece GUYETT Yamaha - rose mot

IDEAL LAP TIME : 1:45.723 BEST LAP TIME : 1:46.134 DIFFERENCE : 0.411

LAP	SECTOR 1	SECTOR 2	SECTOR 3	LAP TIME	MPH	DIFF	TIME OF DAY
1 -		47.693	***25.193***	1:51.859	78.31	5.725	13:04:44.088
2 -	33.618	***47.241***	25.279	1:46.138 **(2)**	82.53	0.004	13:06:30.226
3 -	***33.289***	47.530	25.315	***1:46.134*** **(1)**	***82.53***		***13:08:16.360***
4 -	33.434	47.693	25.323	1:46.450 **(3)**	82.29	0.316	13:10:02.810
5 -	33.362	47.854	25.517	1:46.733	82.07	0.599	13:11:49.543

Weather / Track : Sunny / Dry

Brands Hatch GP
Circuit Length = 2.4332 miles
Start: 13:02 Flag 13:15 End: 13:16

BMCRC - MRO Championships 2018 - Rnd 6 @ Brands Hatch GP

DFDS Seaways Yamaha Past Masters

RACE 8 - BEST SECTORS

	SECTOR 1			SECTOR 2			SECTOR 3			IDEAL / BEST COMPARISON					
POS	NO	NAME	TIME	NO	NAME	TIME	NO	NAME	TIME	POS	NO	NAME	IDEAL	BEST	DIFF
												PERFECT LAP	1:42.818		
1	125	MILES	32.247	19	BRANTON	45.998	19	BRANTON	24.573	1	19	BRANTON	1:43.041	1:43.202	0.161
2	19	BRANTON	32.470	24	CARSON	46.557	4	HALIL	24.682	2	125	MILES	1:43.889	1:44.196	0.307
3	81	GRANT	32.485	81	GRANT	46.742	125	MILES	24.822	3	24	CARSON	1:44.075	1:44.190	0.115
4	24	CARSON	32.545	4	HALIL	46.790	24	CARSON	24.973	4	4	HALIL	1:44.162	1:44.263	0.101
5	4	HALIL	32.690	125	MILES	46.820	81	GRANT	25.121	5	81	GRANT	1:44.348	1:44.438	0.090
6	97	GUYETT	33.289	97	GUYETT	47.241	97	GUYETT	25.193	6	97	GUYETT	1:45.723	1:46.134	0.411
7	41	KELMAN	33.464	74	WHITBY	47.667	41	KELMAN	25.467	7	41	KELMAN	1:46.793	1:47.408	0.615
8	74	WHITBY	33.512	41	KELMAN	47.862	40	BEACOCK	25.654	8	74	WHITBY	1:46.855	1:47.143	0.288
9	40	BEACOCK	33.599	40	BEACOCK	47.909	74	WHITBY	25.676	9	40	BEACOCK	1:47.162	1:47.496	0.334
10	2	HUFF	33.828	101	DAVIES	48.233	101	DAVIES	25.756	10	101	DAVIES	1:47.856	1:48.064	0.208
11	101	DAVIES	33.867	2	HUFF	48.446	95	CLARK	25.972	11	2	HUFF	1:48.498	1:48.949	0.451
12	83	GODBOLD	33.886	95	CLARK	48.679	83	GODBOLD	25.976	12	95	CLARK	1:48.637	1:49.159	0.522
13	95	CLARK	33.986	57	MOOK	48.764	5	HOUSE	26.010	13	70	BURSCOUGH	1:49.628	1:50.793	1.165
14	5	HOUSE	34.390	70	BURSCOUGH	49.137	70	BURSCOUGH	26.015	14	83	GODBOLD	1:49.663	1:50.279	0.616
15	70	BURSCOUGH	34.476	76	HIGERTY	49.612	57	MOOK	26.160	15	57	MOOK	1:49.733	1:49.894	0.161
16	46	MARSHALL	34.692	5	HOUSE	49.711	2	HUFF	26.224	16	5	HOUSE	1:50.111	1:50.796	0.685
17	57	MOOK	34.809	83	GODBOLD	49.801	76	HIGERTY	26.289	17	76	HIGERTY	1:50.813	1:51.047	0.234
18	76	HIGERTY	34.912	46	MARSHALL	50.165	46	MARSHALL	26.434	18	46	MARSHALL	1:51.291	1:51.577	0.286
19	60	GOUGH	35.347	60	GOUGH	50.452	60	GOUGH	26.583	19	60	GOUGH	1:52.382	1:52.889	0.507
20	17	PATERSON	36.055	100	MACKENZIE	51.390	17	PATERSON	26.651	20	17	PATERSON	1:54.266	1:54.786	0.520
21	100	MACKENZIE	36.131	17	PATERSON	51.560	100	MACKENZIE	27.317	21	100	MACKENZIE	1:54.838	1:55.056	0.218
22	66	ZWARTOUW	38.591	66	ZWARTOUW	53.906	66	ZWARTOUW	27.879	22	66	ZWARTOUW	2:00.376	2:01.782	1.406
23	59	HESMAN	38.640	69	ELLERAY	54.625	69	ELLERAY	28.700	23	69	ELLERAY	2:02.187	2:02.695	0.508
24	69	ELLERAY	38.862	59	HESMAN	54.987	59	HESMAN	28.759	24	59	HESMAN	2:02.386	2:03.286	0.900
25	67	BAILEY	40.784	67	BAILEY	59.513	67	BAILEY	30.635	25	67	BAILEY	2:10.932	2:12.050	1.118

Weather / Track : Sunny / Dry

Brands Hatch GP
Circuit Length = 2.4332 miles
Start: 13:02 Flag 13:15 End: 13:16

Results can be found at www.tsl-timing.com

Printed - 13:17 Sunday, 08 July 2018

BMCRC - MRO Championships 2018 - Rnd 6 @ Brands Hatch GP

DFDS Seaways Yamaha Past Masters

RACE 18 - GRID (7 Laps)

ROW 9	27	8	Peter MANNERING	26	13	Doug EDMONDSON	2:12.050 25	67 Mark BAILEY
ROW 8	2:03.286 24	59	Neil HESMAN	2:02.695 23	69	Mark ELLERAY	2:01.782 22	66 Neil ZWARTOUW
ROW 7	1:55.056 21	100	David MACKENZIE	1:54.786 20	17	David PATERSON	1:52.889 19	60 Daniel GOUGH
ROW 6	1:51.577 18	46	Kevin MARSHALL	1:51.047 17	76	Kevin HIGERTY	1:50.796 16	5 Max HOUSE
ROW 5	1:50.793 15	70	Andrew BURSCOUGH	1:50.279 14	83	Paul GODBOLD	1:49.894 13	57 Geoff MOOK
ROW 4	1:49.159 12	95	Simon CLARK	1:48.949 11	2	Lee HUFF	1:48.064 10	101 Andrew DAVIES
ROW 3	1:47.496 9	40	Douglas BEACOCK	1:47.408 8	41	Jamie KELMAN	1:47.143 7	74 Paul WHITBY
ROW 2	1:46.134 6	97	Reece GUYETT	1:44.438 5	81	Scott GRANT	1:44.263 4	4 Denis HALIL
ROW 1	1:44.196 3	125	Ben MILES	1:44.190 2	24	Scott CARSON	1:43.202 1	19 Peter BRANTON

Pole

Brands Hatch GP
Circuit Length = 2.4332 miles

These results are provisional until the conclusion of any judicial and technical matters.

Clerk Of Course :		Timekeeper :

Results can be found at www.tsl-timing.com

Printed - 13:18 Sunday, 08 July 2018

BMCRC - MRO Championships 2018 - Rnd 6 @ Brands Hatch GP

DFDS Seaways Yamaha Past Masters

RACE 18 - CLASSIFICATION

POS	NO	CL	PIC	NAME	ENTRY	LAPS	TIME	GAP	DIFF	MPH	BEST	ON
1	19		1	Peter BRANTON	Yamaha -	7	12:16.398			83.26	1:43.573	5
2	125		2	Ben MILES	Yamaha - Allspeed	7	12:24.167	7.769	7.769	82.39	1:45.477	7
3	81		3	Scott GRANT	Yamaha - SEAGER engineering/ Motaa Cycle Parts	7	12:24.227	7.829	0.060	82.39	1:45.383	7
4	13		4	Doug EDMONDSON	Yamaha - Anyone want to lend me a bike for the Cla	7	12:24.399	8.001	0.172	82.37	1:44.279	6
5	97		5	Reece GUYETT	Yamaha - rose mot	7	12:26.372	9.974	1.973	82.15	1:44.479	6
6	4		6	Denis HALIL	Yamaha - D & A AUTOS	7	12:27.417	11.019	1.045	82.04	1:44.985	5
7	74		7	Paul WHITBY	Yamaha -	7	12:27.594	11.196	0.177	82.02	1:44.854	6
8	24	R	1	Scott CARSON	Yamaha - Bridge motorcycles, Two wheel technics	7	12:39.227	22.829	11.633	80.76	1:46.583	2
9	101		8	Andrew DAVIES	Yamaha - GIBSON EXHAUSTS	7	12:45.569	29.171	6.342	80.09	1:47.872	4
10	40	C	1	Douglas BEACOCK	Yamaha -	7	12:45.838	29.440	0.269	80.06	1:47.899	4
11	95	R	2	Simon CLARK	Yamaha - Towan Motors	7	12:58.592	42.194	12.754	78.75	1:49.549	6
12	83	C	2	Paul GODBOLD	Yamaha - Hill farm tree services	7	12:58.912	42.514	0.320	78.72	1:49.172	7
13	2	C	3	Lee HUFF	Yamaha -	7	13:01.930	45.532	3.018	78.41	1:48.397	7
14	57	R	3	Geoff MOOK	Yamaha -	7	13:03.760	47.362	1.830	78.23	1:48.803	7
15	5	C	4	Max HOUSE	Yamaha -	7	13:04.478	48.080	0.718	78.16	1:49.499	7
16	70	C	5	Andrew BURSCOUGH	Yamaha - Apollo Tuning	7	13:10.413	54.015	5.935	77.57	1:49.583	2
17	76	C	6	Kevin HIGERTY	Yamaha - Aitch Racing	7	13:12.476	56.078	2.063	77.37	1:51.713	3
18	60	R	4	Daniel GOUGH	Yamaha - G Force Motorcycles	7	13:13.664	57.266	1.188	77.26	1:50.679	7
19	46		9	Kevin MARSHALL	Yamaha -	7	13:30.111	1:13.713	16.447	75.69	1:53.416	4
20	100	R	5	David MACKENZIE	Yamaha - www.ypmrc.co.uk	7	13:38.444	1:22.046	8.333	74.92	1:54.478	2
21	66	R	6	Neil ZWARTOUW	Yamaha - Please sponsor me!?	7	14:01.243	1:44.845	22.799	72.89	1:58.788	7
22	17	C	7	David PATERSON	Yamaha - Lots of overtime	7	14:10.155	1:53.757	8.912	72.12	1:54.961	2
23	69	C	8	Mark ELLERAY	Yamaha - Abbot Solutions Ltd	6	12:29.996	1 Lap	1 Lap	70.07	2:02.890	5
24	59		10	Neil HESMAN	Yamaha - Farkham Hall	6	12:33.517	1 Lap	3.521	69.75	2:03.145	3
25	67	R	7	Mark BAILEY	Yamaha - Gforce motorcycles	6	13:01.420	1 Lap	27.903	67.26	2:07.833	3
				NOT CLASSIFIED								
DNF	41			Jamie KELMAN	Yamaha - Fastlane motorcycles	2	3:44.056	5 Laps	4 Laps	78.19	1:50.905	2

FASTEST LAP

19		Peter BRANTON	Yamaha -	5	1:43.573	84.57 mph	136.11 kph
24	R	Scott CARSON	Yamaha - Bridge motorcycles, Two wheel technics	2	1:46.583	82.18 mph	132.26 kph
40	C	Douglas BEACOCK	Yamaha -	4	1:47.899	81.18 mph	130.65 kph

Class - 92.5% of Race Speed = 77.01 mph
Class R - 92.5% of Race Speed = 74.70 mph
Class C - 92.5% of Race Speed = 74.05 mph

Brands Hatch GP
Circuit Length = 2.4332 miles
Start: 16:49 Flag 17:01 End: 17:03

Weather / Track : Sunny / Dry
These results are provisional until the conclusion of any judicial and technical matters.

Clerk Of Course :		Timekeeper :

Results can be found at www.tsl-timing.com

Printed - 17:03 Sunday, 08 July 2018

BMCRC - MRO Championships 2018 - Rnd 6 @ Brands Hatch GP

DFDS Seaways Yamaha Past Masters

RACE 18 - LAP CHART

LAP 1 @ 16:51:15.046

NO	BEHIND	LAP TIME
19		1:48.029
81	2.412	1:50.441
125	2.491	1:50.520
97	4.562	1:52.591
24	4.862	1:52.891
41	5.122	1:53.151
74	5.175	1:53.204
4	5.207	1:53.236
13	5.352	1:53.381
40	6.086	1:54.115
70	7.938	1:55.967
101	8.261	1:56.290
95	9.292	1:57.321
2	9.356	1:57.385
83	9.750	1:57.779
57	11.126	1:59.155
76	11.495	1:59.524
5	11.552	1:59.581
17	13.231	2:01.260
60	13.364	2:01.393
46	14.130	2:02.159
100	15.013	2:03.042
66	17.694	2:05.723
69	23.988	2:12.017
59	24.504	2:12.533
67	27.703	2:15.732

LAP 2 @ 16:52:58.886

NO	BEHIND	LAP TIME
19		1:43.840
125	4.363	1:45.712
81	4.455	1:45.883
97	6.990	1:46.268
74	7.348	1:46.013
24	7.605	1:46.583
13	7.653	1:46.141
4	7.770	1:46.403
40	10.310	1:48.064
41	12.187	1:50.905
101	12.322	1:47.901
70	13.681	1:49.583
2	15.198	1:49.682
95	15.259	1:49.807
83	15.689	1:49.779
57	16.962	1:49.676
5	17.737	1:50.025
76	19.761	1:52.106
60	22.057	1:52.533
17	24.352	1:54.961
46	24.708	1:54.418
100	25.651	1:54.478
66	32.890	1:59.036
69	43.826	2:03.678
59	44.189	2:03.525
67	52.381	2:08.518

LAP 3 @ 16:54:42.807

NO	BEHIND	LAP TIME
19		1:43.921
125	6.162	1:45.720
81	6.267	1:45.733
74	9.436	1:46.009
13	9.505	1:45.773
97	9.895	1:46.826
4	10.048	1:46.199
24	10.897	1:47.213
40	14.302	1:47.913
101	16.479	1:48.078
95	23.243	1:51.905
70	23.469	1:53.709
83	23.641	1:51.873
2	23.673	1:52.396
57	23.879	1:50.838
5	24.169	1:50.353
76	27.553	1:51.713
60	30.118	1:51.982
46	35.395	1:54.608
17	37.079	1:56.648
100	37.566	1:55.836
66	48.218	1:59.249
69	1:03.200	2:03.295
59	1:03.413	2:03.145
67	1:16.293	2:07.833

LAP 4 @ 16:56:26.763

NO	BEHIND	LAP TIME
19		1:43.956
125	7.744	1:45.538
81	7.850	1:45.539
74	10.886	1:45.406
13	10.974	1:45.425
97	11.219	1:45.280
4	11.307	1:45.215
24	13.852	1:46.911
40	18.245	1:47.899
101	20.395	1:47.872
95	29.297	1:50.010
83	29.572	1:49.887
70	31.112	1:51.599
57	31.822	1:51.899
5	31.921	1:51.708
2	32.242	1:52.525
76	36.027	1:52.430
60	38.293	1:52.131
46	44.855	1:53.416
100	50.042	1:56.432
17	50.906	1:57.783
66	1:03.422	1:59.160
59	1:22.640	2:03.183
69	1:23.507	2:04.263
67	1:41.126	2:08.789

LAP 5 @ 16:58:10.336

NO	BEHIND	LAP TIME
19		1:43.573
125	9.730	1:45.559
81	9.835	1:45.558
13	11.956	1:44.555
74	12.462	1:45.149
97	12.599	1:44.953
4	12.719	1:44.985
24	18.900	1:48.621
40	23.514	1:48.842
101	25.202	1:48.380
95	36.044	1:50.320
83	36.487	1:50.488
70	40.744	1:53.205
57	40.812	1:52.563
2	41.070	1:52.401
5	41.385	1:53.037
76	44.897	1:52.443
60	47.773	1:53.053
46	55.857	1:54.575
17	1:03.128	1:55.795
100	1:03.490	1:57.021
66	1:19.407	1:59.558
69	1:42.824	2:02.890
59	1:44.130	2:05.063

LAP 6 @ 16:59:58.980

NO	BEHIND	LAP TIME
19		1:48.644
125	6.727	1:45.641
81	6.881	1:45.690
13	7.591	1:44.279
97	8.434	1:44.479
74	8.672	1:44.854
4	9.708	1:45.633
24	18.740	1:48.484
67	1 Lap	2:10.939
40	24.098	1:49.228
101	25.225	1:48.667
95	36.949	1:49.549
83	37.777	1:49.934
2	41.570	1:49.144
57	42.994	1:50.826
5	43.016	1:50.275
70	44.271	1:52.171
76	48.424	1:52.171
60	51.022	1:51.893
46	1:02.839	1:55.626
100	1:11.195	1:56.349
66	1:30.492	1:59.729
17	1:35.593	2:21.109

LAP 7 @ 17:01:43.415

NO	BEHIND	LAP TIME
19		1:44.435
125	7.769	1:45.477
81	7.829	1:45.383
13	8.001	1:44.845
97	9.974	1:45.975
4	11.019	1:45.746
74	11.196	1:46.959
69	1 Lap	2:03.853
59	1 Lap	2:06.068
24	22.829	1:48.524
101	29.171	1:48.381
40	29.440	1:49.777
95	42.194	1:49.680
83	42.514	1:49.172
67	1 Lap	2:09.609
2	45.532	1:48.397
57	47.362	1:48.803
5	48.080	1:49.499
70	54.015	1:54.179
76	56.078	1:52.089
60	57.266	1:50.679
46	1:13.713	1:55.309
100	1:22.046	1:55.286
66	1:44.845	1:58.788
17	1:53.757	2:02.599

Weather / Track : Sunny / Dry

Brands Hatch GP
Circuit Length = 2.4332 miles
Start: 16:49 Flag 17:01 End: 17:03

Results can be found at www.tsl-timing.com

Printed - 17:04 Sunday, 08 July 2018

BMCRC - MRO Championships 2018 - Rnd 6 @ Brands Hatch GP

DFDS Seaways Yamaha Past Masters

RACE 18 - SECTOR ANALYSIS

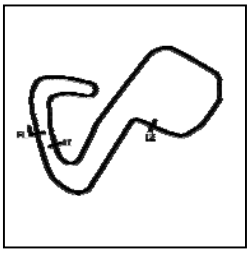

SECTOR 1 = FL to I1, SECTOR 2 = I1 to I2, SECTOR 3 = I2 to FL, DIFF = Difference To Personal Best Lap, P = Crossed Finish Line in Pit Lane, D = Time Disallowed

P1 19 Peter BRANTON Yamaha -

IDEAL LAP TIME : 1:43.227 BEST LAP TIME : 1:43.573 DIFFERENCE : 0.346

LAP	SECTOR 1	SECTOR 2	SECTOR 3	LAP TIME	MPH	DIFF	TIME OF DAY
1 -		***46.126***	24.630	1:48.029	81.08	4.456	16:51:15.046
2 -	33.032	46.212	24.596	1:43.840 **(2)**	84.35	0.267	16:52:58.886
3 -	32.819	46.384	24.718	1:43.921 **(3)**	84.29	0.348	16:54:42.807
4 -	32.792	46.512	24.652	1:43.956	84.26	0.383	16:56:26.763
5 -	32.726	46.284	24.563	***1:43.573*** **(1)**	***84.57***		***16:58:10.336***
6 -	***32.552***	51.543	***24.549***	1:48.644	80.62	5.071	16:59:58.980
7 -	32.996	46.453	24.986	1:44.435	83.87	0.862	17:01:43.415

P2 125 Ben MILES Yamaha - Allspeed

IDEAL LAP TIME : 1:44.765 BEST LAP TIME : 1:45.477 DIFFERENCE : 0.712

LAP	SECTOR 1	SECTOR 2	SECTOR 3	LAP TIME	MPH	DIFF	TIME OF DAY
1 -		47.539	***24.835***	1:50.520	79.25	5.043	16:51:17.537
2 -	32.856	47.550	25.306	1:45.712	82.86	0.235	16:53:03.249
3 -	32.885	47.602	25.233	1:45.720	82.85	0.243	16:54:48.969
4 -	32.971	47.284	25.283	1:45.538 **(2)**	83.00	0.061	16:56:34.507
5 -	32.960	***47.219***	25.380	1:45.559 **(3)**	82.98	0.082	16:58:20.066
6 -	32.964	47.371	25.306	1:45.641	82.92	0.164	17:00:05.707
7 -	***32.711***	47.634	25.132	***1:45.477*** **(1)**	***83.04***		***17:01:51.184***

P3 81 Scott GRANT Yamaha - SEAGER engineering/ Motaa Cycle Parts

IDEAL LAP TIME : 1:44.671 BEST LAP TIME : 1:45.383 DIFFERENCE : 0.712

LAP	SECTOR 1	SECTOR 2	SECTOR 3	LAP TIME	MPH	DIFF	TIME OF DAY
1 -		***47.019***	***25.040***	1:50.441	79.31	5.058	16:51:17.458
2 -	33.010	47.639	25.234	1:45.883	82.73	0.500	16:53:03.341
3 -	***32.612***	47.994	25.127	1:45.733	82.84	0.350	16:54:49.074
4 -	32.616	47.631	25.292	1:45.539 **(2)**	83.00	0.156	16:56:34.613
5 -	32.629	47.622	25.307	1:45.558 **(3)**	82.98	0.175	16:58:20.171
6 -	32.678	47.092	25.920	1:45.690	82.88	0.307	17:00:05.861
7 -	32.711	47.588	25.084	***1:45.383*** **(1)**	***83.12***		***17:01:51.244***

P4 13 Doug EDMONDSON Yamaha - Anyone want to lend me a bike for the Classic TT 201

IDEAL LAP TIME : 1:43.797 BEST LAP TIME : 1:44.279 DIFFERENCE : 0.482

LAP	SECTOR 1	SECTOR 2	SECTOR 3	LAP TIME	MPH	DIFF	TIME OF DAY
1 -		47.797	25.135	1:53.381	77.25	9.102	16:51:20.398
2 -	33.350	47.580	25.211	1:46.141	82.53	1.862	16:53:06.539
3 -	33.095	47.686	24.992	1:45.773	82.81	1.494	16:54:52.312
4 -	33.005	47.370	25.050	1:45.425	83.09	1.146	16:56:37.737
5 -	32.388	47.199	24.968	1:44.555 **(2)**	83.78	0.276	16:58:22.292
6 -	32.544	***46.646***	25.089	***1:44.279*** **(1)**	***84.00***		***17:00:06.571***
7 -	***32.245***	47.694	***24.906***	1:44.845 **(3)**	83.55	0.566	17:01:51.416

P5 97 Reece GUYETT Yamaha - rose mot

IDEAL LAP TIME : 1:44.141 BEST LAP TIME : 1:44.479 DIFFERENCE : 0.338

LAP	SECTOR 1	SECTOR 2	SECTOR 3	LAP TIME	MPH	DIFF	TIME OF DAY
1 -		47.686	25.461	1:52.591	77.80	8.112	16:51:19.608
2 -	33.200	47.727	25.341	1:46.268	82.43	1.789	16:53:05.876
3 -	33.321	48.454	25.051	1:46.826	82.00	2.347	16:54:52.702
4 -	32.884	47.446	24.950	1:45.280 **(3)**	83.20	0.801	16:56:37.982
5 -	32.957	47.092	***24.904***	1:44.953 **(2)**	83.46	0.474	16:58:22.935
6 -	32.847	***46.580***	25.052	***1:44.479*** **(1)**	***83.84***		***17:00:07.414***
7 -	***32.657***	48.037	25.281	1:45.975	82.65	1.496	17:01:53.389

P6 4 Denis HALIL Yamaha - D & A AUTOS

IDEAL LAP TIME : 1:44.761 BEST LAP TIME : 1:44.985 DIFFERENCE : 0.224

LAP	SECTOR 1	SECTOR 2	SECTOR 3	LAP TIME	MPH	DIFF	TIME OF DAY

Weather / Track : Sunny / Dry

Brands Hatch GP
Circuit Length = 2.4332 miles
Start: 16:49 Flag 17:01 End: 17:03

BMCRC - MRO Championships 2018 - Rnd 6 @ Brands Hatch GP

DFDS Seaways Yamaha Past Masters

RACE 18 - SECTOR ANALYSIS

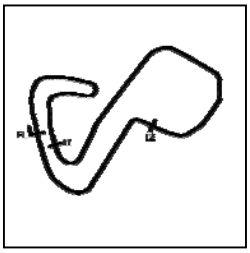

SECTOR 1 = FL to I1, SECTOR 2 = I1 to I2, SECTOR 3 = I2 to FL, DIFF = Difference To Personal Best Lap, P = Crossed Finish Line in Pit Lane, D = Time Disallowed

1 -		48.847	25.284	1:53.236	77.35	8.251	16:51:20.253
2 -	33.826	47.529	25.048	1:46.403	82.32	1.418	16:53:06.656
3 -	33.085	48.253	24.861	1:46.199	82.48	1.214	16:54:52.855
4 -	33.121	47.306	24.788	1:45.215 **(2)**	83.25	0.230	16:56:38.070
5 -	33.013	***47.187***	***24.785***	***1:44.985*** **(1)**	***83.43***		***16:58:23.055***
6 -	33.177	47.386	25.070	1:45.633 **(3)**	82.92	0.648	17:00:08.688
7 -	***32.789***	47.196	25.761	1:45.746	82.83	0.761	17:01:54.434

P7 74 Paul WHITBY Yamaha -

IDEAL LAP TIME : 1:44.583 BEST LAP TIME : 1:44.854 DIFFERENCE : 0.271

LAP	SECTOR 1	SECTOR 2	SECTOR 3	LAP TIME	MPH	DIFF	TIME OF DAY
1 -		47.960	25.213	1:53.204	77.38	8.350	16:51:20.221
2 -	33.177	47.250	25.586	1:46.013	82.62	1.159	16:53:06.234
3 -	32.988	47.820	25.201	1:46.009	82.63	1.155	16:54:52.243
4 -	32.951	47.172	25.283	1:45.406 **(3)**	83.10	0.552	16:56:37.649
5 -	33.191	***46.862***	25.096	1:45.149 **(2)**	83.30	0.295	16:58:22.798
6 -	***32.630***	47.133	***25.091***	***1:44.854*** **(1)**	***83.54***		***17:00:07.652***
7 -	32.899	47.754	26.306	1:46.959	81.89	2.105	17:01:54.611

P8 24 R Scott CARSON Yamaha - Bridge motorcycles, Two wheel technics

IDEAL LAP TIME : 1:46.291 BEST LAP TIME : 1:46.583 DIFFERENCE : 0.292

LAP	SECTOR 1	SECTOR 2	SECTOR 3	LAP TIME	MPH	DIFF	TIME OF DAY
1 -		47.865	25.944	1:52.891	77.59	6.308	16:51:19.908
2 -	33.559	***47.656***	***25.368***	***1:46.583*** **(1)**	***82.18***		***16:53:06.491***
3 -	33.606	48.094	25.513	1:47.213 **(3)**	81.70	0.630	16:54:53.704
4 -	***33.267***	47.737	25.907	1:46.911 **(2)**	81.93	0.328	16:56:40.615
5 -	33.584	48.995	26.042	1:48.621	80.64	2.038	16:58:29.236
6 -	33.621	48.731	26.132	1:48.484	80.74	1.901	17:00:17.720
7 -	33.716	48.804	26.004	1:48.524	80.71	1.941	17:02:06.244

P9 101 Andrew DAVIES Yamaha - GIBSON EXHAUSTS

IDEAL LAP TIME : 1:47.528 BEST LAP TIME : 1:47.872 DIFFERENCE : 0.344

LAP	SECTOR 1	SECTOR 2	SECTOR 3	LAP TIME	MPH	DIFF	TIME OF DAY
1 -		49.472	25.701	1:56.290	75.32	8.418	16:51:23.307
2 -	***33.877***	48.384	***25.640***	1:47.901 **(2)**	81.18	0.029	16:53:11.208
3 -	34.132	48.092	25.854	1:48.078 **(3)**	81.05	0.206	16:54:59.286
4 -	33.898	***48.011***	25.963	***1:47.872*** **(1)**	***81.20***		***16:56:47.158***
5 -	34.103	48.416	25.861	1:48.380	80.82	0.508	16:58:35.538
6 -	33.987	48.778	25.902	1:48.667	80.61	0.795	17:00:24.205
7 -	34.264	48.241	25.876	1:48.381	80.82	0.509	17:02:12.586

P10 40 C Douglas BEACOCK Yamaha -

IDEAL LAP TIME : 1:47.118 BEST LAP TIME : 1:47.899 DIFFERENCE : 0.781

LAP	SECTOR 1	SECTOR 2	SECTOR 3	LAP TIME	MPH	DIFF	TIME OF DAY
1 -		***47.799***	***25.597***	1:54.115	76.76	6.216	16:51:21.132
2 -	33.798	48.463	25.803	1:48.064 **(3)**	81.06	0.165	16:53:09.196
3 -	33.884	47.982	26.047	1:47.913 **(2)**	81.17	0.014	16:54:57.109
4 -	***33.722***	48.116	26.061	***1:47.899*** **(1)**	***81.18***		***16:56:45.008***
5 -	34.143	48.605	26.094	1:48.842	80.48	0.943	16:58:33.850
6 -	34.314	48.499	26.415	1:49.228	80.19	1.329	17:00:23.078
7 -	35.085	48.937	25.755	1:49.777	79.79	1.878	17:02:12.855

P11 95 R Simon CLARK Yamaha - Towan Motors

IDEAL LAP TIME : 1:48.773 BEST LAP TIME : 1:49.549 DIFFERENCE : 0.776

LAP	SECTOR 1	SECTOR 2	SECTOR 3	LAP TIME	MPH	DIFF	TIME OF DAY
1 -		49.328	25.954	1:57.321	74.66	7.772	16:51:24.338
2 -	34.810	49.111	***25.886***	1:49.807 **(3)**	79.77	0.258	16:53:14.145
3 -	34.560	50.410	26.935	1:51.905	78.27	2.356	16:55:06.050
4 -	34.356	49.333	26.321	1:50.010	79.62	0.461	16:56:56.060

Weather / Track : Sunny / Dry

Brands Hatch GP
Circuit Length = 2.4332 miles
Start: 16:49 Flag 17:01 End: 17:03

BMCRC - MRO Championships 2018 - Rnd 6 @ Brands Hatch GP

DFDS Seaways Yamaha Past Masters

RACE 18 - SECTOR ANALYSIS

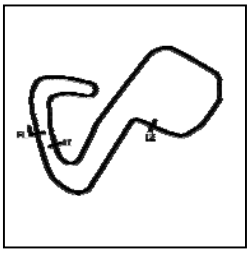

SECTOR 1 = FL to I1, SECTOR 2 = I1 to I2, SECTOR 3 = I2 to FL, DIFF = Difference To Personal Best Lap, P = Crossed Finish Line in Pit Lane, D = Time Disallowed

5 -	34.463	49.649	26.208	1:50.320		79.40	0.771	16:58:46.380
6 -	***34.130***	49.006	26.413	***1:49.549***	**(1)**	***79.96***		***17:00:35.929***
7 -	34.190	***48.757***	26.733	1:49.680	**(2)**	79.86	0.131	17:02:25.609

P12 83 C Paul GODBOLD Yamaha - Hill farm tree services

IDEAL LAP TIME : 1:48.684 BEST LAP TIME : 1:49.172 DIFFERENCE : 0.488

LAP	SECTOR 1	SECTOR 2	SECTOR 3	LAP TIME		MPH	DIFF	TIME OF DAY
1 -		49.789	26.147	1:57.779		74.37	8.607	16:51:24.796
2 -	34.583	49.501	***25.695***	1:49.779	**(2)**	79.79	0.607	16:53:14.575
3 -	34.364	50.766	26.743	1:51.873		78.30	2.701	16:55:06.448
4 -	34.280	49.430	26.177	1:49.887	**(3)**	79.71	0.715	16:56:56.335
5 -	34.400	49.923	26.165	1:50.488		79.28	1.316	16:58:46.823
6 -	34.293	49.448	26.193	1:49.934		79.68	0.762	17:00:36.757
7 -	***33.754***	***49.235***	26.183	***1:49.172***	**(1)**	***80.23***		***17:02:25.929***

P13 2 C Lee HUFF Yamaha -

IDEAL LAP TIME : 1:48.158 BEST LAP TIME : 1:48.397 DIFFERENCE : 0.239

LAP	SECTOR 1	SECTOR 2	SECTOR 3	LAP TIME		MPH	DIFF	TIME OF DAY
1 -		49.479	26.217	1:57.385		74.62	8.988	16:51:24.402
2 -	34.614	48.905	26.163	1:49.682	**(3)**	79.86	1.285	16:53:14.084
3 -	34.526	50.932	26.938	1:52.396		77.93	3.999	16:55:06.480
4 -	36.883	49.123	26.519	1:52.525		77.84	4.128	16:56:59.005
5 -	34.642	50.964	26.795	1:52.401		77.93	4.004	16:58:51.406
6 -	34.358	48.913	***25.873***	1:49.144	**(2)**	80.25	0.747	17:00:40.550
7 -	***34.087***	***48.198***	26.112	***1:48.397***	**(1)**	***80.81***		***17:02:28.947***

P14 57 R Geoff MOOK Yamaha -

IDEAL LAP TIME : 1:48.513 BEST LAP TIME : 1:48.803 DIFFERENCE : 0.290

LAP	SECTOR 1	SECTOR 2	SECTOR 3	LAP TIME		MPH	DIFF	TIME OF DAY
1 -		50.302	27.193	1:59.155		73.51	10.352	16:51:26.172
2 -	34.347	49.249	***26.080***	1:49.676	**(2)**	79.87	0.873	16:53:15.848
3 -	34.070	50.161	26.607	1:50.838		79.03	2.035	16:55:06.686
4 -	35.190	50.301	26.408	1:51.899		78.28	3.096	16:56:58.585
5 -	34.690	51.002	26.871	1:52.563		77.82	3.760	16:58:51.148
6 -	34.183	50.161	26.482	1:50.826	**(3)**	79.04	2.023	17:00:41.974
7 -	***34.057***	***48.376***	26.370	***1:48.803***	**(1)**	***80.51***		***17:02:30.777***

P15 5 C Max HOUSE Yamaha -

IDEAL LAP TIME : 1:49.263 BEST LAP TIME : 1:49.499 DIFFERENCE : 0.236

LAP	SECTOR 1	SECTOR 2	SECTOR 3	LAP TIME		MPH	DIFF	TIME OF DAY
1 -		50.070	27.174	1:59.581		73.25	10.082	16:51:26.598
2 -	34.487	49.277	26.261	1:50.025	**(2)**	79.61	0.526	16:53:16.623
3 -	34.419	49.692	26.242	1:50.353		79.38	0.854	16:55:06.976
4 -	35.085	50.257	26.366	1:51.708		78.41	2.209	16:56:58.684
5 -	34.792	51.166	27.079	1:53.037		77.49	3.538	16:58:51.721
6 -	34.835	49.477	***25.963***	1:50.275	**(3)**	79.43	0.776	17:00:41.996
7 -	***34.405***	***48.895***	26.199	***1:49.499***	**(1)**	***79.99***		***17:02:31.495***

P16 70 C Andrew BURSCOUGH Yamaha - Apollo Tuning

IDEAL LAP TIME : 1:49.300 BEST LAP TIME : 1:49.583 DIFFERENCE : 0.283

LAP	SECTOR 1	SECTOR 2	SECTOR 3	LAP TIME		MPH	DIFF	TIME OF DAY
1 -		49.399	***25.706***	1:55.967		75.53	6.384	16:51:22.984
2 -	***34.520***	***49.074***	25.989	***1:49.583***	**(1)**	***79.93***		***16:53:12.567***
3 -	34.851	51.529	27.329	1:53.709		77.03	4.126	16:55:06.276
4 -	35.074	50.179	26.346	1:51.599	**(2)**	78.49	2.016	16:56:57.875
5 -	35.256	50.855	27.094	1:53.205		77.38	3.622	16:58:51.080
6 -	35.662	50.169	26.340	1:52.171	**(3)**	78.09	2.588	17:00:43.251
7 -	35.549	50.950	27.680	1:54.179		76.72	4.596	17:02:37.430

Weather / Track : Sunny / Dry

Brands Hatch GP
Circuit Length = 2.4332 miles
Start: 16:49 Flag 17:01 End: 17:03

BMCRC - MRO Championships 2018 - Rnd 6 @ Brands Hatch GP

DFDS Seaways Yamaha Past Masters

RACE 18 - SECTOR ANALYSIS

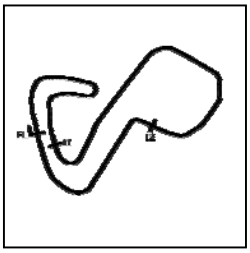

SECTOR 1 = FL to I1, SECTOR 2 = I1 to I2, SECTOR 3 = I2 to FL, DIFF = Difference To Personal Best Lap, P = Crossed Finish Line in Pit Lane, D = Time Disallowed

P17 76 C Kevin HIGERTY Yamaha - Aitch Racing

IDEAL LAP TIME : 1:51.238 BEST LAP TIME : 1:51.713 DIFFERENCE : 0.475

LAP	SECTOR 1	SECTOR 2	SECTOR 3	LAP TIME	MPH	DIFF	TIME OF DAY
1 -		50.034	26.530	1:59.524	73.28	7.811	16:51:26.541
2 -	35.222	50.550	***26.334***	1:52.106 **(3)**	78.13	0.393	16:53:18.647
3 -	35.213	49.987	26.513	***1:51.713*** **(1)**	***78.41***		***16:55:10.360***
4 -	35.437	50.255	26.738	1:52.430	77.91	0.717	16:57:02.790
5 -	35.410	50.343	26.690	1:52.443	77.90	0.730	16:58:55.233
6 -	***35.153***	50.415	26.603	1:52.171	78.09	0.458	17:00:47.404
7 -	35.801	***49.751***	26.537	1:52.089 **(2)**	78.15	0.376	17:02:39.493

P18 60 R Daniel GOUGH Yamaha - G Force Motorcycles

IDEAL LAP TIME : 1:50.679 BEST LAP TIME : 1:50.679 DIFFERENCE : 0.000

LAP	SECTOR 1	SECTOR 2	SECTOR 3	LAP TIME	MPH	DIFF	TIME OF DAY
1 -		50.664	26.806	2:01.393	72.16	10.714	16:51:28.410
2 -	35.705	50.302	26.526	1:52.533	77.84	1.854	16:53:20.943
3 -	35.541	49.909	26.532	1:51.982 **(3)**	78.22	1.303	16:55:12.925
4 -	35.227	50.254	26.650	1:52.131	78.12	1.452	16:57:05.056
5 -	35.606	50.827	26.620	1:53.053	77.48	2.374	16:58:58.109
6 -	35.423	49.879	26.591	1:51.893 **(2)**	78.28	1.214	17:00:50.002
7 -	***35.105***	***49.449***	***26.125***	***1:50.679*** **(1)**	***79.14***		***17:02:40.681***

P19 46 Kevin MARSHALL Yamaha -

IDEAL LAP TIME : 1:52.822 BEST LAP TIME : 1:53.416 DIFFERENCE : 0.594

LAP	SECTOR 1	SECTOR 2	SECTOR 3	LAP TIME	MPH	DIFF	TIME OF DAY
1 -		51.007	***26.727***	2:02.159	71.70	8.743	16:51:29.176
2 -	***35.452***	51.761	27.205	1:54.418 **(2)**	76.56	1.002	16:53:23.594
3 -	36.648	50.937	27.023	1:54.608	76.43	1.192	16:55:18.202
4 -	35.588	***50.643***	27.185	***1:53.416*** **(1)**	***77.23***		***16:57:11.618***
5 -	35.545	51.660	27.370	1:54.575 **(3)**	76.45	1.159	16:59:06.193
6 -	36.129	51.978	27.519	1:55.626	75.76	2.210	17:01:01.819
7 -	35.995	51.854	27.460	1:55.309	75.96	1.893	17:02:57.128

P20 100 R David MACKENZIE Yamaha - www.ypmrc.co.uk

IDEAL LAP TIME : 1:54.478 BEST LAP TIME : 1:54.478 DIFFERENCE : 0.000

LAP	SECTOR 1	SECTOR 2	SECTOR 3	LAP TIME	MPH	DIFF	TIME OF DAY
1 -		51.500	27.293	2:03.042	71.19	8.564	16:51:30.059
2 -	***36.155***	***51.212***	***27.111***	***1:54.478*** **(1)**	***76.51***		***16:53:24.537***
3 -	36.337	52.047	27.452	1:55.836 **(3)**	75.62	1.358	16:55:20.373
4 -	36.537	52.350	27.545	1:56.432	75.23	1.954	16:57:16.805
5 -	37.080	52.603	27.338	1:57.021	74.85	2.543	16:59:13.826
6 -	36.754	52.327	27.268	1:56.349	75.28	1.871	17:01:10.175
7 -	36.197	51.791	27.298	1:55.286 **(2)**	75.98	0.808	17:03:05.461

P21 66 R Neil ZWARTOUW Yamaha - Please sponsor me!?

IDEAL LAP TIME : 1:57.475 BEST LAP TIME : 1:58.788 DIFFERENCE : 1.313

LAP	SECTOR 1	SECTOR 2	SECTOR 3	LAP TIME	MPH	DIFF	TIME OF DAY
1 -		***52.665***	***27.312***	2:05.723	69.67	6.935	16:51:32.740
2 -	37.655	54.032	27.349	1:59.036 **(2)**	73.58	0.248	16:53:31.776
3 -	38.474	53.136	27.639	1:59.249	73.45	0.461	16:55:31.025
4 -	37.676	53.973	27.511	1:59.160 **(3)**	73.51	0.372	16:57:30.185
5 -	38.273	53.511	27.774	1:59.558	73.26	0.770	16:59:29.743
6 -	38.669	53.518	27.542	1:59.729	73.16	0.941	17:01:29.472
7 -	***37.498***	53.512	27.778	***1:58.788*** **(1)**	***73.74***		***17:03:28.260***

P22 17 C David PATERSON Yamaha - Lots of overtime

IDEAL LAP TIME : 1:53.479 BEST LAP TIME : 1:54.961 DIFFERENCE : 1.482

LAP	SECTOR 1	SECTOR 2	SECTOR 3	LAP TIME	MPH	DIFF	TIME OF DAY

Weather / Track : Sunny / Dry

Brands Hatch GP
Circuit Length = 2.4332 miles
Start: 16:49 Flag 17:01 End: 17:03

BMCRC - MRO Championships 2018 - Rnd 6 @ Brands Hatch GP

DFDS Seaways Yamaha Past Masters

RACE 18 - SECTOR ANALYSIS

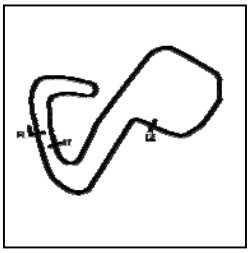

SECTOR 1 = FL to I1, SECTOR 2 = I1 to I2, SECTOR 3 = I2 to FL, DIFF = Difference To Personal Best Lap, P = Crossed Finish Line in Pit Lane, D = Time Disallowed

1 -		***50.703***	***26.977***	2:01.260		72.23	6.299	16:51:28.277
2 -	***35.799***	51.801	27.361	***1:54.961***	**(1)**	***76.19***		***16:53:23.238***
3 -	36.900	52.547	27.201	1:56.648	**(3)**	75.09	1.687	16:55:19.886
4 -	36.852	53.625	27.306	1:57.783		74.37	2.822	16:57:17.669
5 -	36.147	52.250	27.398	1:55.795	**(2)**	75.64	0.834	16:59:13.464
6 -	59.888	53.325	27.896	2:21.109		62.07	26.148	17:01:34.573
7 -	36.565	56.645	29.389	2:02.599		71.45	7.638	17:03:37.172

P23 69 C Mark ELLERAY Yamaha - Abbot Solutions Ltd

IDEAL LAP TIME : 2:02.430 BEST LAP TIME : 2:02.890 DIFFERENCE : 0.460

LAP	SECTOR 1	SECTOR 2	SECTOR 3	LAP TIME		MPH	DIFF	TIME OF DAY
1 -		55.485	29.162	2:12.017		66.35	9.127	16:51:39.034
2 -	***39.249***	55.145	29.284	2:03.678	**(3)**	70.82	0.788	16:53:42.712
3 -	39.322	54.991	28.982	2:03.295	**(2)**	71.04	0.405	16:55:46.007
4 -	39.517	55.710	29.036	2:04.263		70.49	1.373	16:57:50.270
5 -	39.709	***54.225***	***28.956***	***2:02.890***	**(1)**	***71.28***		***16:59:53.160***
6 -	39.675	55.197	28.981	2:03.853		70.72	0.963	17:01:57.013

P24 59 Neil HESMAN Yamaha - Farkham Hall

IDEAL LAP TIME : 2:02.547 BEST LAP TIME : 2:03.145 DIFFERENCE : 0.598

LAP	SECTOR 1	SECTOR 2	SECTOR 3	LAP TIME		MPH	DIFF	TIME OF DAY
1 -		***55.426***	29.119	2:12.533		66.09	9.388	16:51:39.550
2 -	***38.624***	56.113	28.788	2:03.525	**(3)**	70.91	0.380	16:53:43.075
3 -	38.779	55.706	28.660	***2:03.145***	**(1)**	***71.13***		***16:55:46.220***
4 -	39.088	55.598	***28.497***	2:03.183	**(2)**	71.11	0.038	16:57:49.403
5 -	40.393	55.992	28.678	2:05.063		70.04	1.918	16:59:54.466
6 -	39.536	56.832	29.700	2:06.068		69.48	2.923	17:02:00.534

P25 67 R Mark BAILEY Yamaha - Gforce motorcycles

IDEAL LAP TIME : 2:07.090 BEST LAP TIME : 2:07.833 DIFFERENCE : 0.743

LAP	SECTOR 1	SECTOR 2	SECTOR 3	LAP TIME		MPH	DIFF	TIME OF DAY
1 -		***57.630***	29.483	2:15.732		64.53	7.899	16:51:42.749
2 -	40.422	57.783	30.313	2:08.518	**(2)**	68.16	0.685	16:53:51.267
3 -	40.048	58.021	29.764	***2:07.833***	**(1)**	***68.52***		***16:55:59.100***
4 -	***40.026***	59.329	***29.434***	2:08.789	**(3)**	68.01	0.956	16:58:07.889
5 -	40.876	1:00.598	29.465	2:10.939		66.90	3.106	17:00:18.828
6 -	40.437	58.690	30.482	2:09.609		67.58	1.776	17:02:28.437

P26 41 Jamie KELMAN Yamaha - Fastlane motorcycles

IDEAL LAP TIME : 1:48.232 BEST LAP TIME : 1:50.905 DIFFERENCE : 2.673

LAP	SECTOR 1	SECTOR 2	SECTOR 3	LAP TIME		MPH	DIFF	TIME OF DAY
1 -		***48.771***	***25.737***	1:53.151		77.41	2.246	16:51:20.168
2 -	***33.724***	49.779	27.402	***1:50.905***	**(1)**	***78.98***		***16:53:11.073***

Weather / Track : Sunny / Dry

Brands Hatch GP
Circuit Length = 2.4332 miles
Start: 16:49 Flag 17:01 End: 17:03

BMCRC - MRO Championships 2018 - Rnd 6 @ Brands Hatch GP

DFDS Seaways Yamaha Past Masters

RACE 18 - BEST SECTORS

	SECTOR 1			SECTOR 2			SECTOR 3			IDEAL / BEST COMPARISON					
POS	NO	NAME	TIME	NO	NAME	TIME	NO	NAME	TIME	POS	NO	NAME	IDEAL	BEST	DIFF
												PERFECT LAP	1:42.920		
1	13	EDMONDSON	32.245	19	BRANTON	46.126	19	BRANTON	24.549	1	19	BRANTON	1:43.227	1:43.573	0.346
2	19	BRANTON	32.552	97	GUYETT	46.580	4	HALIL	24.785	2	13	EDMONDSON	1:43.797	1:44.279	0.482
3	81	GRANT	32.612	13	EDMONDSON	46.646	125	MILES	24.835	3	97	GUYETT	1:44.141	1:44.479	0.338
4	74	WHITBY	32.630	74	WHITBY	46.862	97	GUYETT	24.904	4	74	WHITBY	1:44.583	1:44.854	0.271
5	97	GUYETT	32.657	81	GRANT	47.019	13	EDMONDSON	24.906	5	81	GRANT	1:44.671	1:45.383	0.712
6	125	MILES	32.711	4	HALIL	47.187	81	GRANT	25.040	6	4	HALIL	1:44.761	1:44.985	0.224
7	4	HALIL	32.789	125	MILES	47.219	74	WHITBY	25.091	7	125	MILES	1:44.765	1:45.477	0.712
8	24	CARSON	33.267	24	CARSON	47.656	24	CARSON	25.368	8	24	CARSON	1:46.291	1:46.583	0.292
9	40	BEACOCK	33.722	40	BEACOCK	47.799	40	BEACOCK	25.597	9	40	BEACOCK	1:47.118	1:47.899	0.781
10	41	KELMAN	33.724	101	DAVIES	48.011	101	DAVIES	25.640	10	101	DAVIES	1:47.528	1:47.872	0.344
11	83	GODBOLD	33.754	2	HUFF	48.198	83	GODBOLD	25.695	11	2	HUFF	1:48.158	1:48.397	0.239
12	101	DAVIES	33.877	57	MOOK	48.376	70	BURSCOUGH	25.706	12	41	KELMAN	1:48.232	1:50.905	2.673
13	57	MOOK	34.057	95	CLARK	48.757	41	KELMAN	25.737	13	57	MOOK	1:48.513	1:48.803	0.290
14	2	HUFF	34.087	41	KELMAN	48.771	2	HUFF	25.873	14	83	GODBOLD	1:48.684	1:49.172	0.488
15	95	CLARK	34.130	5	HOUSE	48.895	95	CLARK	25.886	15	95	CLARK	1:48.773	1:49.549	0.776
16	5	HOUSE	34.405	70	BURSCOUGH	49.074	5	HOUSE	25.963	16	5	HOUSE	1:49.263	1:49.499	0.236
17	70	BURSCOUGH	34.520	83	GODBOLD	49.235	57	MOOK	26.080	17	70	BURSCOUGH	1:49.300	1:49.583	0.283
18	60	GOUGH	35.105	60	GOUGH	49.449	60	GOUGH	26.125	18	60	GOUGH	1:50.679	1:50.679	0.000
19	76	HIGERTY	35.153	76	HIGERTY	49.751	76	HIGERTY	26.334	19	76	HIGERTY	1:51.238	1:51.713	0.475
20	46	MARSHALL	35.452	46	MARSHALL	50.643	46	MARSHALL	26.727	20	46	MARSHALL	1:52.822	1:53.416	0.594
21	17	PATERSON	35.799	17	PATERSON	50.703	17	PATERSON	26.977	21	17	PATERSON	1:53.479	1:54.961	1.482
22	100	MACKENZIE	36.155	100	MACKENZIE	51.212	100	MACKENZIE	27.111	22	100	MACKENZIE	1:54.478	1:54.478	0.000
23	66	ZWARTOUW	37.498	66	ZWARTOUW	52.665	66	ZWARTOUW	27.312	23	66	ZWARTOUW	1:57.475	1:58.788	1.313
24	59	HESMAN	38.624	69	ELLERAY	54.225	59	HESMAN	28.497	24	69	ELLERAY	2:02.430	2:02.890	0.460
25	69	ELLERAY	39.249	59	HESMAN	55.426	69	ELLERAY	28.956	25	59	HESMAN	2:02.547	2:03.145	0.598
26	67	BAILEY	40.026	67	BAILEY	57.630	67	BAILEY	29.434	26	67	BAILEY	2:07.090	2:07.833	0.743

Weather / Track : Sunny / Dry

Brands Hatch GP
Circuit Length = 2.4332 miles
Start: 16:49 Flag 17:01 End: 17:03

Results can be found at www.tsl-timing.com

Printed - 17:04 Sunday, 08 July 2018