



BMCRC-MRO Championships 2015

**Round 2
Snetterton 300**

25th & 26th April 2015



Results Provided by Timing Solutions Ltd
www.tsl-timing.com



BMZRC 250 MZ

Snetterton 300

25th & 26th April 2015



Results Provided by Timing Solutions Ltd

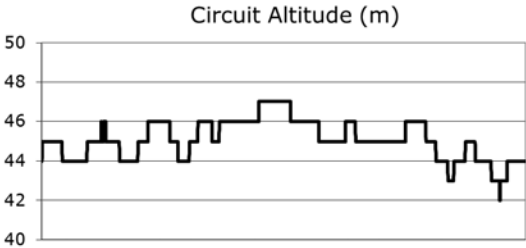
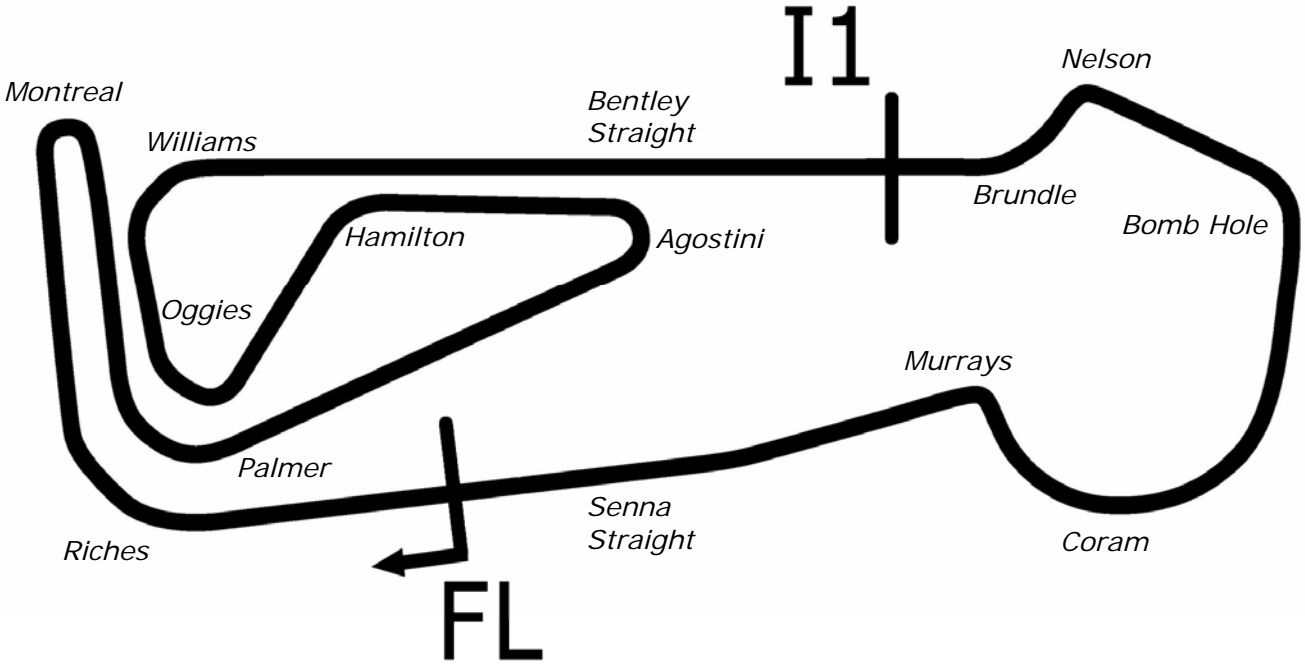
www.tsl-timing.com

Snetterton 300



SPORTS TIMING

TIMING SOLUTIONS LTD



Length	2.9689 miles	4778.0 m	
FL		52.46340 N	0.94476 E
I1	3198m	52.46617 N	0.94964 E
Pit Entry	4572m	52.46364 N	0.94774 E
Pit Exit	40m after FL	52.46338 N	0.94420 E
Pit Entry-Pit Exit 246m, 14.7s @60kph, 11.0s @80kph			

All results available at www.tsl-timing.com

BMCRC - MRO Championships 2015 - Rnd 2 @ Snetterton 300

Freshdrop BMZRC 250 MZ

PRACTICE - CLASSIFICATION

POS	NO	CL	PIC NAME	ENTRY	TIME	ON	LAPS	GAP	DIFF	MPH
1	82		1 Mark TAYLOR	MZ - B K Nolte Contracts Ltd	2:41.840	4	4			66.04
2	75		2 Peter WOODALL	MZ - Core Projects Ltd	2:42.005	3	4	0.165	0.165	65.97
3	95		3 Christopher ROGERS	MZ -	2:47.107	2	2	5.267	5.102	63.95
4	36		4 Joe BALDRY	MZ -	2:50.544	4	4	8.704	3.437	62.67
5	6		5 Jerry FROST	MZ -	2:50.608	4	4	8.768	0.064	62.64
6	85		6 Andrew WALES	MZ - Illuminated Design LTD	2:51.078	4	4	9.238	0.470	62.47
7	125		7 Ben MILES	MZ - Gibson Exhaust	2:54.503	4	4	12.663	3.425	61.24
8	66		8 Mark VINCENT	MZ - Putoline	2:54.506	4	4	12.666	0.003	61.24
9	2*		9 Lee HARDY	MZ - Amy & Eric Hardy	2:54.682	3	3	12.842	0.176	61.18
10	22		10 Simon FINCH	MZ - The Bayard Partnership, ASK Plumbing & Heating	2:55.783	2	3	13.943	1.101	60.80
11	8		11 Peter MANNERING	MZ - Mbc dispatch	2:56.349	3	3	14.509	0.566	60.60
12	65	R	1 Konrad BREESE	MZ - @breese2you	2:58.778	3	3	16.938	2.429	59.78
13	44	R	2 Robert DESSOY	MZ -	2:59.435	4	4	17.595	0.657	59.56
14	11		12 Ian SLAUGHTER	MZ -	3:00.142	3	4	18.302	0.707	59.33
15	18		13 Barry GREEN	MZ -	3:00.767	3	3	18.927	0.625	59.12
16	9		14 Gary HOWLETT	MZ - HS Racing	3:01.228	2	3	19.388	0.461	58.97
17	58		15 Des DAVIES	MZ - Lozz & Soss	3:01.742	3	3	19.902	0.514	58.80
18	60*		16 Jack YOUNGE	MZ -	3:02.134	3	3	20.294	0.392	58.68
19	3		17 Max MAUD	MZ -	3:03.429	2	3	21.589	1.295	58.26
20	47		18 Richard FAYERS	MZ -	3:03.764	2	2	21.924	0.335	58.16
21	33		19 Greg WRIGHT	MZ - Neos-IT	3:07.425	1	3	25.585	3.661	57.02
22	48	R	3 Paul CANHAM	MZ -	3:07.884	3	3	26.044	0.459	56.88
23	20	R	4 Christopher WATSON	MZ - Expert Locksmiths Medway	3:08.457	2	3	26.617	0.573	56.71
24	51	R	5 Duane SUTCH	MZ -	3:09.047	3	3	27.207	0.590	56.53
25	30		20 Malcolm HOWELL	MZ -	3:12.199	3	3	30.359	3.152	55.60
26	62	R	6 Nicholas BETTRIDGE	MZ -	3:13.876	3	3	32.036	1.677	55.12
27	79		21 Graham TOWLER	MZ -	3:22.018	3	3	40.178	8.142	52.90
28	94	R	7 Robert DAVIE	MZ -	3:25.493	3	3	43.653	3.475	52.01
29	7	R	8 David PATERSON	MZ - arnold self drive	3:26.004	3	3	44.164	0.511	51.88
30	55	R	9 Archy ARGO	MZ - BC Racing	3:27.040	3	3	45.200	1.036	51.62
31	53	R	10 Stephen HAMER	MZ -	3:28.409	2	2	46.569	1.369	51.28
32	88*	R	11 Phoebe STOCKFORD	MZ -	3:29.599	2	2	47.759	1.190	50.99
33	96		22 Christopher KENT	MZ -			0			

* No 2, 60 & 88 - Please fit a working transponder

Snetterton 300
Circuit Length = 2.9689 miles
Start: 11:05 Flag 11:15 End: 11:18

Weather / Track : Cloudy / Wet

These results are provisional until the conclusion of any judicial and technical matters.

Clerk Of Course :	Timekeeper :
-------------------	--------------

Results can be found at www.tsl-timing.com

Printed - 11:19 Saturday, 25 April 2015



BMCRC - MRO Championships 2015 - Rnd 2 @ Snetterton 300

Freshdrop BMZRC 250 MZ

PRACTICE - SECTOR ANALYSIS

SECTOR 1 = FL to I1, SECTOR 2 = I1 to I2, SECTOR 3 = I2 to FL, DIFF = Difference To Personal Best Lap

P1 82		Mark TAYLOR		MZ - B K Nolte Contracts Ltd			
IDEAL LAP TIME : 2:41.840		BEST LAP TIME : 2:41.840		DIFFERENCE : 0.000			
LAP	SECTOR 1	SECTOR 2	LAP TIME	MPH	DIFF	TIME OF DAY	
1 -	1:56.983	55.400	2:52.383	62.00	10.543	11:08:55.610	
2 -	1:50.892	56.574	2:47.466 (3)	63.82	5.626	11:11:43.076	
3 -	1:49.273	54.201	2:43.474 (2)	65.38	1.634	11:14:26.550	
4 -	1:47.846	53.994	2:41.840 (1)	66.04		11:17:08.390	

P2 75		Peter WOODALL		MZ - Core Projects Ltd			
IDEAL LAP TIME : 2:42.005		BEST LAP TIME : 2:42.005		DIFFERENCE : 0.000			
LAP	SECTOR 1	SECTOR 2	LAP TIME	MPH	DIFF	TIME OF DAY	
1 -	1:59.880	56.189	2:56.069	60.70	14.064	11:09:00.154	
2 -	1:48.994	54.283	2:43.277 (3)	65.45	1.272	11:11:43.431	
3 -	1:48.264	53.741	2:42.005 (1)	65.97		11:14:25.436	
4 -	1:48.541	54.211	2:42.752 (2)	65.67	0.747	11:17:08.188	

P3 95		Christopher ROGERS		MZ -			
IDEAL LAP TIME : 2:46.293		BEST LAP TIME : 2:47.107		DIFFERENCE : 0.814			
LAP	SECTOR 1	SECTOR 2	LAP TIME	MPH	DIFF	TIME OF DAY	
1 -	2:01.337	56.835	2:58.172 (2)	59.98	11.065	11:09:00.823	
2 -	1:51.630	55.477	2:47.107 (1)	63.95		11:11:47.930	

P4 36		Joe BALDRY		MZ -			
IDEAL LAP TIME : 2:50.171		BEST LAP TIME : 2:50.544		DIFFERENCE : 0.373			
LAP	SECTOR 1	SECTOR 2	LAP TIME	MPH	DIFF	TIME OF DAY	
1 -	2:00.774	58.711	2:59.485	59.54	8.941	11:09:04.185	
2 -	1:55.863	57.579	2:53.442 (3)	61.62	2.898	11:11:57.627	
3 -	1:53.164	57.695	2:50.859 (2)	62.55	0.315	11:14:48.486	
4 -	1:53.537	57.007	2:50.544 (1)	62.67		11:17:39.030	

P5 6		Jerry FROST		MZ -			
IDEAL LAP TIME : 2:50.011		BEST LAP TIME : 2:50.608		DIFFERENCE : 0.597			
LAP	SECTOR 1	SECTOR 2	LAP TIME	MPH	DIFF	TIME OF DAY	
1 -	2:02.865	59.335	3:02.200	58.66	11.592	11:09:11.675	
2 -	2:00.387	57.617	2:58.004 (3)	60.04	7.396	11:12:09.679	
3 -	1:54.507	56.920	2:51.427 (2)	62.34	0.819	11:15:01.106	
4 -	1:53.091	57.517	2:50.608 (1)	62.64		11:17:51.714	

P6 85		Andrew WALES		MZ - Illuminated Design LTD			
IDEAL LAP TIME : 2:51.078		BEST LAP TIME : 2:51.078		DIFFERENCE : 0.000			
LAP	SECTOR 1	SECTOR 2	LAP TIME	MPH	DIFF	TIME OF DAY	
1 -	2:02.327	59.807	3:02.134	58.68	11.056	11:09:03.767	
2 -	1:56.855	59.419	2:56.274 (3)	60.63	5.196	11:12:00.041	
3 -	1:55.038	57.373	2:52.411 (2)	61.99	1.333	11:14:52.452	
4 -	1:54.039	57.039	2:51.078 (1)	62.47		11:17:43.530	

P7 125		Ben MILES		MZ - Gibson Exhaust			
IDEAL LAP TIME : 2:54.503		BEST LAP TIME : 2:54.503		DIFFERENCE : 0.000			
LAP	SECTOR 1	SECTOR 2	LAP TIME	MPH	DIFF	TIME OF DAY	
1 -	2:14.746	1:02.354	3:17.100	54.22	22.597	11:09:28.044	
2 -	2:00.485	59.142	2:59.627 (3)	59.50	5.124	11:12:27.671	
3 -	1:59.503	59.007	2:58.510 (2)	59.87	4.007	11:15:26.181	
4 -	1:56.338	58.165	2:54.503 (1)	61.24		11:18:20.684	

Weather / Track : Cloudy / Wet

Snetterton 300
Circuit Length = 2.9689 miles
Start: 11:05 Flag 11:15 End: 11:18

BMCRC - MRO Championships 2015 - Rnd 2 @ Snetterton 300

Freshdrop BMZRC 250 MZ

PRACTICE - SECTOR ANALYSIS

SECTOR 1 = FL to I1, SECTOR 2 = I1 to I2, SECTOR 3 = I2 to FL, DIFF = Difference To Personal Best Lap

P8 66		Mark VINCENT		MZ - Putoline		
IDEAL LAP TIME : 2:53.949		BEST LAP TIME : 2:54.506		DIFFERENCE : 0.557		
LAP	SECTOR 1	SECTOR 2	LAP TIME	MPH	DIFF	TIME OF DAY
1 -	2:09.034	1:03.210	3:12.244	55.59	17.738	11:09:22.949
2 -	1:58.708	57.799	2:56.507 (3)	60.55	2.001	11:12:19.456
3 -	1:57.085	57.865	2:54.950 (2)	61.09	0.444	11:15:14.406
4 -	1:56.150	58.356	2:54.506 (1)	61.24		11:18:08.912

P9 2		Lee HARDY		MZ - Amy & Eric Hardy		
IDEAL LAP TIME :		BEST LAP TIME : 2:54.682		DIFFERENCE :		
LAP	SECTOR 1	SECTOR 2	LAP TIME	MPH	DIFF	TIME OF DAY
1 -			3:11.969 (3)	55.67	17.287	11:09:44.626
2 -			2:57.161 (2)	60.32	2.479	11:12:41.787
3 -			2:54.682 (1)	61.18		11:15:36.469

P10 22		Simon FINCH		MZ - The Bayard Partnership, ASK Plumbing & Heating		
IDEAL LAP TIME : 2:52.669		BEST LAP TIME : 2:55.783		DIFFERENCE : 3.114		
LAP	SECTOR 1	SECTOR 2	LAP TIME	MPH	DIFF	TIME OF DAY
1 -	2:06.197	1:01.735	3:07.932 (2)	56.87	12.149	11:09:44.595
2 -	1:56.605	59.178	2:55.783 (1)	60.80		11:12:40.378
3 -	1:53.491	1:53.951	3:47.442 (3)	46.99	51.659	11:16:27.820

P11 8		Peter MANNERING		MZ - Mbc dispatch		
IDEAL LAP TIME : 2:54.891		BEST LAP TIME : 2:56.349		DIFFERENCE : 1.458		
LAP	SECTOR 1	SECTOR 2	LAP TIME	MPH	DIFF	TIME OF DAY
1 -	2:17.053	1:02.543	3:19.596 (3)	53.54	23.247	11:09:59.677
2 -	1:58.058	59.241	2:57.299 (2)	60.28	0.950	11:12:56.976
3 -	1:55.650	1:00.699	2:56.349 (1)	60.60		11:15:53.325

P12 65 R		Konrad BREESE		MZ - @breese2you		
IDEAL LAP TIME : 2:58.778		BEST LAP TIME : 2:58.778		DIFFERENCE : 0.000		
LAP	SECTOR 1	SECTOR 2	LAP TIME	MPH	DIFF	TIME OF DAY
1 -	2:16.727	1:04.049	3:20.776 (3)	53.23	21.998	11:09:57.619
2 -	2:00.034	1:01.981	3:02.015 (2)	58.72	3.237	11:12:59.634
3 -	1:57.765	1:01.013	2:58.778 (1)	59.78		11:15:58.412

P13 44 R		Robert DESSOY		MZ -		
IDEAL LAP TIME : 2:59.000		BEST LAP TIME : 2:59.435		DIFFERENCE : 0.435		
LAP	SECTOR 1	SECTOR 2	LAP TIME	MPH	DIFF	TIME OF DAY
1 -	2:14.831	1:04.315	3:19.146	53.66	19.711	11:09:30.189
2 -	1:59.519	1:00.359	2:59.878 (2)	59.41	0.443	11:12:30.067
3 -	2:00.454	59.715	3:00.169 (3)	59.32	0.734	11:15:30.236
4 -	1:59.285	1:00.150	2:59.435 (1)	59.56		11:18:29.671

P14 11		Ian SLAUGHTER		MZ -		
IDEAL LAP TIME : 2:58.142		BEST LAP TIME : 3:00.142		DIFFERENCE : 2.000		
LAP	SECTOR 1	SECTOR 2	LAP TIME	MPH	DIFF	TIME OF DAY
1 -	2:09.174	1:05.399	3:14.573	54.93	14.431	11:09:24.250
2 -	2:02.601	58.776	3:01.377 (2)	58.92	1.235	11:12:25.627
3 -	1:59.366	1:00.776	3:00.142 (1)	59.33		11:15:25.769
4 -	1:59.803	1:02.687	3:02.490 (3)	58.56	2.348	11:18:28.259

P15 18		Barry GREEN		MZ -		
IDEAL LAP TIME : 2:57.986		BEST LAP TIME : 3:00.767		DIFFERENCE : 2.781		
LAP	SECTOR 1	SECTOR 2	LAP TIME	MPH	DIFF	TIME OF DAY

Weather / Track : Cloudy / Wet

Snetterton 300
Circuit Length = 2.9689 miles
Start: 11:05 Flag 11:15 End: 11:18

BMCRC - MRO Championships 2015 - Rnd 2 @ Snetterton 300

Freshdrop BMZRC 250 MZ

PRACTICE - SECTOR ANALYSIS

SECTOR 1 = FL to I1, SECTOR 2 = I1 to I2, SECTOR 3 = I2 to FL, DIFF = Difference To Personal Best Lap

1 -	2:10.367	1:03.113	3:13.480 (3)	55.24	12.713	11:09:19.780
2 -	2:02.497	1:01.643	3:04.140 (2)	58.04	3.373	11:12:23.920
3 -	2:00.721	1:00.046	3:00.767 (1)	59.12		11:15:24.687

P16	9	Gary HOWLETT	MZ - HS Racing			
IDEAL LAP TIME : 3:01.228		BEST LAP TIME : 3:01.228		DIFFERENCE : 0.000		
LAP	SECTOR 1	SECTOR 2	LAP TIME	MPH	DIFF	TIME OF DAY
1 -	2:13.779	1:03.686	3:17.465 (2)	54.12	16.237	11:09:50.661
2 -	1:59.708	1:01.520	3:01.228 (1)	58.97		11:12:51.889
3 -	2:15.295	1:02.218	3:17.513 (3)	54.11	16.285	11:16:09.402

P17	58	Des DAVIES	MZ - Lozz & Soss			
IDEAL LAP TIME : 3:01.742		BEST LAP TIME : 3:01.742		DIFFERENCE : 0.000		
LAP	SECTOR 1	SECTOR 2	LAP TIME	MPH	DIFF	TIME OF DAY
1 -	2:18.428	1:03.471	3:21.899 (3)	52.93	20.157	11:10:04.916
2 -	2:04.323	1:02.717	3:07.040 (2)	57.14	5.298	11:13:11.956
3 -	2:01.610	1:00.132	3:01.742 (1)	58.80		11:16:13.698

P18	60	Jack YOUNGE	MZ -			
IDEAL LAP TIME :		BEST LAP TIME : 3:02.134		DIFFERENCE :		
LAP	SECTOR 1	SECTOR 2	LAP TIME	MPH	DIFF	TIME OF DAY
1 -			3:26.921 (3)	51.65	24.787	11:10:03.039
2 -			3:07.793 (2)	56.91	5.659	11:13:10.832
3 -			3:02.134 (1)	58.68		11:16:12.966

P19	3	Max MAUD	MZ -			
IDEAL LAP TIME : 3:02.541		BEST LAP TIME : 3:03.429		DIFFERENCE : 0.888		
LAP	SECTOR 1	SECTOR 2	LAP TIME	MPH	DIFF	TIME OF DAY
1 -	2:13.133	1:06.497	3:19.630 (3)	53.53	16.201	11:09:53.808
2 -	2:00.896	1:02.533	3:03.429 (1)	58.26		11:12:57.237
3 -	2:00.008	1:03.642	3:03.650 (2)	58.19	0.221	11:16:00.887

P20	47	Richard FAYERS	MZ -			
IDEAL LAP TIME : 3:03.764		BEST LAP TIME : 3:03.764		DIFFERENCE : 0.000		
LAP	SECTOR 1	SECTOR 2	LAP TIME	MPH	DIFF	TIME OF DAY
1 -	2:10.968	1:03.185	3:14.153 (2)	55.04	10.389	11:09:21.586
2 -	2:02.027	1:01.737	3:03.764 (1)	58.16		11:12:25.350

P21	33	Greg WRIGHT	MZ - Neos-IT			
IDEAL LAP TIME : 3:03.258		BEST LAP TIME : 3:07.425		DIFFERENCE : 4.167		
LAP	SECTOR 1	SECTOR 2	LAP TIME	MPH	DIFF	TIME OF DAY
1 -	2:03.996	1:03.429	3:07.425 (1)	57.02		11:09:10.224
2 -	2:20.148	59.262	3:19.410 (3)	53.59	11.985	11:12:29.634
3 -	2:05.391	1:02.925	3:08.316 (2)	56.75	0.891	11:15:37.950

P22	48 R	Paul CANHAM	MZ -			
IDEAL LAP TIME : 3:07.884		BEST LAP TIME : 3:07.884		DIFFERENCE : 0.000		
LAP	SECTOR 1	SECTOR 2	LAP TIME	MPH	DIFF	TIME OF DAY
1 -	2:17.729	1:06.599	3:24.328 (3)	52.30	16.444	11:09:36.253
2 -	2:06.810	1:05.021	3:11.831 (2)	55.71	3.947	11:12:48.084
3 -	2:03.237	1:04.647	3:07.884 (1)	56.88		11:15:55.968

P23	20 R	Christopher WATSON	MZ - Expert Locksmiths Medway			
IDEAL LAP TIME : 3:06.191		BEST LAP TIME : 3:08.457		DIFFERENCE : 2.266		
LAP	SECTOR 1	SECTOR 2	LAP TIME	MPH	DIFF	TIME OF DAY
1 -	2:11.365	1:04.899	3:16.264 (2)	54.45	7.807	11:09:21.464

Weather / Track : Cloudy / Wet

Snetterton 300
Circuit Length = 2.9689 miles
Start: 11:05 Flag 11:15 End: 11:18

BMCRC - MRO Championships 2015 - Rnd 2 @ Snetterton 300

Freshdrop BMZRC 250 MZ

PRACTICE - SECTOR ANALYSIS

SECTOR 1 = FL to I1, SECTOR 2 = I1 to I2, SECTOR 3 = I2 to FL, DIFF = Difference To Personal Best Lap

2 - 2:06.271 **1:02.186** **3:08.457 (1)** **56.71** **11:12:29.921**
3 - **2:04.005** 1:12.987 3:16.992 (3) 54.25 8.535 11:15:46.913

P24 51 R Duane SUTCH		MZ -				
IDEAL LAP TIME : 3:09.047		BEST LAP TIME : 3:09.047		DIFFERENCE : 0.000		
LAP	SECTOR 1	SECTOR 2	LAP TIME	MPH	DIFF	TIME OF DAY
1 -	2:18.480	1:06.970	3:25.450 (3)	52.02	16.403	11:09:33.236
2 -	2:09.659	1:03.995	3:13.654 (2)	55.19	4.607	11:12:46.890
3 -	2:05.610	1:03.437	3:09.047 (1)	56.53		11:15:55.937

P25 30 Malcolm HOWELL		MZ -				
IDEAL LAP TIME : 3:11.736		BEST LAP TIME : 3:12.199		DIFFERENCE : 0.463		
LAP	SECTOR 1	SECTOR 2	LAP TIME	MPH	DIFF	TIME OF DAY
1 -	2:30.254	1:08.497	3:38.751 (3)	48.85	26.552	11:10:17.358
2 -	2:12.549	1:03.801	3:16.350 (2)	54.43	4.151	11:13:33.708
3 -	2:07.935	1:04.264	3:12.199 (1)	55.60		11:16:45.907

P26 62 R Nicholas BETTRIDGE		MZ -				
IDEAL LAP TIME : 3:13.622		BEST LAP TIME : 3:13.876		DIFFERENCE : 0.254		
LAP	SECTOR 1	SECTOR 2	LAP TIME	MPH	DIFF	TIME OF DAY
1 -	2:31.609	1:08.198	3:39.807 (3)	48.62	25.931	11:10:13.520
2 -	2:12.558	1:05.071	3:17.629 (2)	54.08	3.753	11:13:31.149
3 -	2:08.551	1:05.325	3:13.876 (1)	55.12		11:16:45.025

P27 79 Graham TOWLER		MZ -				
IDEAL LAP TIME : 3:22.018		BEST LAP TIME : 3:22.018		DIFFERENCE : 0.000		
LAP	SECTOR 1	SECTOR 2	LAP TIME	MPH	DIFF	TIME OF DAY
1 -	2:42.164	1:17.446	3:59.610 (3)	44.60	37.592	11:10:42.724
2 -	2:24.344	1:09.704	3:34.048 (2)	49.93	12.030	11:14:16.772
3 -	2:15.306	1:06.712	3:22.018 (1)	52.90		11:17:38.790

P28 94 R Robert DAVIE		MZ -				
IDEAL LAP TIME : 3:25.493		BEST LAP TIME : 3:25.493		DIFFERENCE : 0.000		
LAP	SECTOR 1	SECTOR 2	LAP TIME	MPH	DIFF	TIME OF DAY
1 -	2:33.798	1:16.786	3:50.584 (3)	46.35	25.091	11:10:28.022
2 -	2:19.995	1:12.923	3:32.918 (2)	50.19	7.425	11:14:00.940
3 -	2:15.914	1:09.579	3:25.493 (1)	52.01		11:17:26.433

P29 7 R David PATERSON		MZ - arnold self drive				
IDEAL LAP TIME : 3:25.671		BEST LAP TIME : 3:26.004		DIFFERENCE : 0.333		
LAP	SECTOR 1	SECTOR 2	LAP TIME	MPH	DIFF	TIME OF DAY
1 -	2:33.451	1:17.778	3:51.229 (3)	46.22	25.225	11:10:30.457
2 -	2:16.981	1:10.688	3:27.669 (2)	51.46	1.665	11:13:58.126
3 -	2:14.983	1:11.021	3:26.004 (1)	51.88		11:17:24.130

P30 55 R Archy ARGO		MZ - BC Racing				
IDEAL LAP TIME : 3:27.040		BEST LAP TIME : 3:27.040		DIFFERENCE : 0.000		
LAP	SECTOR 1	SECTOR 2	LAP TIME	MPH	DIFF	TIME OF DAY
1 -	2:38.059	1:17.888	3:55.947 (3)	45.29	28.907	11:10:29.891
2 -	2:21.845	1:12.909	3:34.754 (2)	49.76	7.714	11:14:04.645
3 -	2:16.542	1:10.498	3:27.040 (1)	51.62		11:17:31.685

P31 53 R Stephen HAMER		MZ -				
IDEAL LAP TIME : 3:28.409		BEST LAP TIME : 3:28.409		DIFFERENCE : 0.000		
LAP	SECTOR 1	SECTOR 2	LAP TIME	MPH	DIFF	TIME OF DAY
1 -	2:33.039	1:18.676	3:51.715 (2)	46.12	23.306	11:10:32.257

Weather / Track : Cloudy / Wet

Snetterton 300
Circuit Length = 2.9689 miles
Start: 11:05 Flag 11:15 End: 11:18

BMCRC - MRO Championships 2015 - Rnd 2 @ Snetterton 300

Freshdrop BMZRC 250 MZ

PRACTICE - SECTOR ANALYSIS

SECTOR 1 = FL to I1, SECTOR 2 = I1 to I2, SECTOR 3 = I2 to FL, DIFF = Difference To Personal Best Lap

2 - 2:16.332 1:12.077 3:28.409 (1) 51.28 11:14:00.666

P32 88 R Phoebe STOCKFORD		MZ -				
IDEAL LAP TIME :		BEST LAP TIME : 3:29.599		DIFFERENCE :		
LAP	SECTOR 1	SECTOR 2	LAP TIME	MPH	DIFF	TIME OF DAY
1 -			4:27.956 (2)	39.88	58.357	11:11:11.109
2 -			3:29.599 (1)	50.99		11:14:40.708

BMCRC - MRO Championships 2015 - Rnd 2 @ Snetterton 300

Freshdrop BMZRC 250 MZ

PRACTICE - BEST SECTORS

SECTOR 1			SECTOR 2			IDEAL / BEST COMPARISON						
POS	NO	NAME	TIME	NO	NAME	TIME	POS	NO	NAME	IDEAL	BEST	DIFF
									PERFECT LAP	2:41.587		
1	82	TAYLOR	1:47.846	75	WOODALL	53.741	1	82	TAYLOR	2:41.840	2:41.840	0.000
2	75	WOODALL	1:48.264	82	TAYLOR	53.994	2	75	WOODALL	2:42.005	2:42.005	0.000
3	95	ROGERS	1:50.816	95	ROGERS	55.477	3	95	ROGERS	2:46.293	2:47.107	0.814
4	6	FROST	1:53.091	6	FROST	56.920	4	6	FROST	2:50.011	2:50.608	0.597
5	36	BALDRY	1:53.164	36	BALDRY	57.007	5	36	BALDRY	2:50.171	2:50.544	0.373
6	22	FINCH	1:53.491	85	WALES	57.039	6	85	WALES	2:51.078	2:51.078	0.000
7	85	WALES	1:54.039	66	VINCENT	57.799	7	22	FINCH	2:52.669	2:55.783	3.114
8	8	MANNERING	1:55.650	125	MILES	58.165	8	66	VINCENT	2:53.949	2:54.506	0.557
9	66	VINCENT	1:56.150	11	SLAUGHTER	58.776	9	125	MILES	2:54.503	2:54.503	0.000
10	125	MILES	1:56.338	22	FINCH	59.178	10	8	MANNERING	2:54.891	2:56.349	1.458
11	65	BREESE	1:57.765	8	MANNERING	59.241	11	18	GREEN	2:57.986	3:00.767	2.781
12	18	GREEN	1:57.940	33	WRIGHT	59.262	12	11	SLAUGHTER	2:58.142	3:00.142	2.000
13	44	DESSOY	1:59.285	44	DESSOY	59.715	13	65	BREESE	2:58.778	2:58.778	0.000
14	11	SLAUGHTER	1:59.366	18	GREEN	1:00.046	14	44	DESSOY	2:59.000	2:59.435	0.435
15	9	HOWLETT	1:59.708	58	DAVIES	1:00.132	15	9	HOWLETT	3:01.228	3:01.228	0.000
16	3	MAUD	2:00.008	65	BREESE	1:01.013	16	58	DAVIES	3:01.742	3:01.742	0.000
17	58	DAVIES	2:01.610	9	HOWLETT	1:01.520	17	3	MAUD	3:02.541	3:03.429	0.888
18	47	FAYERS	2:02.027	47	FAYERS	1:01.737	18	33	WRIGHT	3:03.258	3:07.425	4.167
19	48	CANHAM	2:03.237	20	WATSON	1:02.186	19	47	FAYERS	3:03.764	3:03.764	0.000
20	33	WRIGHT	2:03.996	3	MAUD	1:02.533	20	20	WATSON	3:06.191	3:08.457	2.266
21	20	WATSON	2:04.005	51	SUTCH	1:03.437	21	48	CANHAM	3:07.884	3:07.884	0.000
22	51	SUTCH	2:05.610	30	HOWELL	1:03.801	22	51	SUTCH	3:09.047	3:09.047	0.000
23	30	HOWELL	2:07.935	48	CANHAM	1:04.647	23	30	HOWELL	3:11.736	3:12.199	0.463
24	62	BETRIDGE	2:08.551	62	BETRIDGE	1:05.071	24	62	BETRIDGE	3:13.622	3:13.876	0.254
25	7	PATERSON	2:14.983	79	TOWLER	1:06.712	25	79	TOWLER	3:22.018	3:22.018	0.000
26	79	TOWLER	2:15.306	94	DAVIE	1:09.579	26	94	DAVIE	3:25.493	3:25.493	0.000
27	94	DAVIE	2:15.914	55	ARGO	1:10.498	27	7	PATERSON	3:25.671	3:26.004	0.333
28	53	HAMER	2:16.332	7	PATERSON	1:10.688	28	55	ARGO	3:27.040	3:27.040	0.000
29	55	ARGO	2:16.542	53	HAMER	1:12.077	29	53	HAMER	3:28.409	3:28.409	0.000
30							30	60	YOUNGE		3:02.134	
31							31	88	STOCKFORD		3:29.599	
32							32	2	HARDY		2:54.682	
33												

Weather / Track : Cloudy / Wet

Results can be found at www.tsl-timing.com

Snetterton 300

Circuit Length = 2.9689 miles

Start: 11:05 Flag 11:15 End: 11:18

Printed - 11:20 Saturday, 25 April 2015

BMCRC - MRO Championships 2015 - Rnd 2 @ Snetterton 300

Freshdrop BMZRC 250 MZ

RACE 11 - CLASSIFICATION

POS	NO	CL	PIC NAME	ENTRY	LAPS	TIME	GAP	DIFF	MPH	BEST	ON
1	82		1 Mark TAYLOR	MZ - B K Nolte Contracts Ltd	5	12:21.888			72.03	2:26.374	3
2	95		2 Christopher ROGERS	MZ -	5	12:22.185	0.297	0.297	72.00	2:26.403	2
3	75		3 Peter WOODALL	MZ - Core Projects Ltd	5	12:29.140	7.252	6.955	71.33	2:27.473	2
4	96		4 Christopher KENT	MZ -	5	12:29.488	7.600	0.348	71.30	2:26.472	4
5	36		5 Joe BALDRY	MZ -	5	12:58.002	36.114	28.514	68.68	2:32.299	2
6	2		6 Lee HARDY	MZ - Amy & Eric Hardy	5	13:03.517	41.629	5.515	68.20	2:33.388	5
7	8		7 Peter MANNERING	MZ - Mbc dispatch	5	13:03.622	41.734	0.105	68.19	2:32.132	5
8	22		8 Simon FINCH	MZ - The Bayard Partnership, ASK Plumbing & Hez	5	13:04.025	42.137	0.403	68.16	2:31.660	5
9	11		9 Ian SLAUGHTER	MZ -	5	13:30.253	1:08.365	26.228	65.95	2:40.093	2
10	58		10 Des DAVIES	MZ - Lozz & Soss	5	13:41.197	1:19.309	10.944	65.07	2:38.438	5
11	66		11 Mark VINCENT	MZ - Putoline	5	13:47.926	1:26.038	6.729	64.54	2:42.487	2
12	47		12 Richard FAYERS	MZ -	5	13:49.050	1:27.162	1.124	64.45	2:41.789	5
13	65	R	1 Konrad BREESE	MZ - @breese2you	5	13:49.823	1:27.935	0.773	64.39	2:40.979	5
14	3		13 Max MAUD	MZ -	5	13:57.363	1:35.475	7.540	63.81	2:41.356	5
15	44	R	2 Robert DESSOY	MZ -	5	14:03.310	1:41.422	5.947	63.36	2:44.311	5
16	60*		14 Jack YOUNGE	MZ -	5	14:31.439	2:09.551	28.129	61.32	2:46.995	5
17	62	R	3 Nicholas BETTRIDGE	MZ -	5	14:35.017	2:13.129	3.578	61.07	2:50.951	5
18	51	R	4 Duane SUTCH	MZ -	5	14:35.372	2:13.484	0.355	61.04	2:50.697	5
19	79	R	5 Graham TOWLER	MZ -	5	14:43.367	2:21.479	7.995	60.49	2:51.148	4
20	55	R	6 Archy ARGO	MZ - BC Racing	5	15:05.667	2:43.779	22.300	59.00	2:56.933	5
21	53	R	7 Stephen HAMER	MZ -	5	15:15.890	2:54.002	10.223	58.34	3:00.280	2
22	7	R	8 David PATERSON	MZ - arnold self drive	4	12:26.885	1 Lap	1 Lap	57.24	3:03.096	3
23	30		15 Malcolm HOWELL	MZ -	4	12:27.430	1 Lap	0.545	57.19	3:03.070	4
24	88	R	9 Phoebe STOCKFORD	MZ -	4	12:45.841	1 Lap	18.411	55.82	3:06.333	3

NOT CLASSIFIED

DNF	48	R	Paul CANHAM	MZ -	4	11:30.045	1 Lap		61.95	2:49.723	4
DNF	9		Gary HOWLETT	MZ - HS Racing	3	8:29.080	2 Laps	1 Lap	62.98	2:45.391	3
DNF	94	R	Robert DAVIE	MZ -	2	6:34.801	3 Laps	1 Lap	54.14	3:12.259	2
DNF	125		Ben MILES	MZ - Gibson Exhaust	1	2:46.807	4 Laps	1 Lap	64.07	2:46.807	1
DNF	6		Jerry FROST	MZ -	0						
DNF	33		Greg WRIGHT	MZ - Neos-IT	0						
DNF	85		Andrew WALES	MZ - Illuminated Design LTD	0						
DNF	18		Barry GREEN	MZ -	0						
DNF	86		Kevin BURTON	MZ -	0						

FASTEST LAP

82		Mark TAYLOR	MZ - B K Nolte Contracts Ltd	3	2:26.374	73.01 mph	117.51 kph
65	R	Konrad BREESE	MZ - @breese2you	5	2:40.979	66.39 mph	106.85 kph

* No 60 - Please fit a working transponder

* No 60 - 5 second penalty for a yellow flag infringement

Class - 90% of Race Speed = 64.82 mph

Class R - 90% of Race Speed = 57.95 mph

Snetterton 300

Circuit Length = 2.9689 miles

Start: 15:22 Flag 15:34 End: 15:37

Weather / Track : Cloudy / Dry

These results are provisional until the conclusion of any judicial and technical matters.

Clerk Of Course :	Timekeeper :
-------------------	--------------

Results can be found at www.tsl-timing.com

Printed - 15:37 Saturday, 25 April 2015



BMCRC - MRO Championships 2015 - Rnd 2 @ Snetterton 300

Freshdrop BMZRC 250 MZ

RACE 11 - LAP CHART

LAP 1 @ 15:24:41.147			LAP 2 @ 15:27:07.724			LAP 3 @ 15:29:34.098			LAP 4 @ 15:32:01.871			LAP 5 @ 15:34:29.277		
NO	BEHIND	LAP TIME	NO	BEHIND	LAP TIME	NO	BEHIND	LAP TIME	NO	BEHIND	LAP TIME	NO	BEHIND	LAP TIME
82		2:33.758	82		2:26.577	82		2:26.374	95		2:27.497	82		2:27.270
95	0.262	2:34.020	95	0.088	2:26.403	95	0.276	2:26.562	82	0.136	2:27.909	95	0.297	2:27.703
96	2.145	2:35.903	75	3.272	2:27.473	75	5.203	2:28.305	75	5.083	2:27.653	7	1 Lap	3:03.965
75	2.376	2:36.134	96	5.316	2:29.748	96	6.664	2:27.722	96	5.363	2:26.472	30	1 Lap	3:03.070
22	8.931	2:42.689	36	15.964	2:32.299	36	23.199	2:33.609	36	29.246	2:33.820	75	7.252	2:29.575
36	10.242	2:44.000	22	16.589	2:34.235	22	27.475	2:37.260	2	35.647	2:34.810	96	7.600	2:29.643
2	12.463	2:46.221	2	20.790	2:34.904	2	28.610	2:34.194	8	37.008	2:32.581	88	1 Lap	3:09.423
125	13.049	2:46.807	8	26.355	2:32.633	8	32.200	2:32.219	22	37.883	2:38.181	36	36.114	2:34.274
58	13.766	2:47.524	11	28.481	2:40.093	11	43.166	2:41.059	11	55.671	2:40.278	2	41.629	2:33.388
11	14.965	2:48.723	58	28.929	2:41.740	66	54.023	2:43.812	58	1:08.277	2:40.544	8	41.734	2:32.132
8	20.299	2:54.057	66	36.585	2:42.487	58	55.506	2:52.951	66	1:10.062	2:43.812	22	42.137	2:31.660
66	20.675	2:54.433	65	40.486	2:41.971	65	57.563	2:43.451	47	1:12.779	2:42.649	11	1:08.365	2:40.100
9	22.349	2:56.107	47	40.538	2:43.452	47	57.903	2:43.739	65	1:14.362	2:44.572	58	1:19.309	2:38.438
44	22.933	2:56.691	44	43.185	2:46.829	44	1:02.052	2:45.241	3	1:21.525	2:42.256	66	1:26.038	2:43.382
47	23.663	2:57.421	9	43.354	2:47.582	9	1:02.371	2:45.391	44	1:24.517	2:50.238	47	1:27.162	2:41.789
3	24.358	2:58.116	3	45.028	2:47.247	3	1:07.042	2:48.388	48	1:35.563	2:49.723	65	1:27.935	2:40.979
65	25.092	2:58.850	48	50.051	2:50.133	48	1:13.613	2:49.936	60	1:44.962	2:47.537	3	1:35.475	2:41.356
62	26.107	2:59.865	62	55.895	2:56.365	62	1:23.960	2:54.439	62	1:49.584	2:53.397	44	1:41.422	2:44.311
48	26.495	3:00.253	51	59.250	2:54.917	60	1:25.198	2:47.124	51	1:50.193	2:51.144	60	2:04.551	2:46.995
51	30.910	3:04.668	60	1:04.448	2:49.368	51	1:26.822	2:53.946	79	1:55.381	2:51.148	62	2:13.129	2:50.951
7	36.123	3:09.881	79	1:06.332	2:55.008	79	1:32.006	2:52.048	55	2:14.252	2:58.646	51	2:13.484	2:50.697
55	37.149	3:10.907	55	1:10.125	2:59.553	55	1:43.379	2:59.628	53	2:20.346	3:01.812	79	2:21.479	2:53.504
53	37.755	3:11.513	53	1:11.458	3:00.280	53	1:46.307	3:01.223				55	2:43.779	2:56.933
79	37.901	3:11.659	7	1:19.489	3:09.943	7	1:56.211	3:03.096				53	2:54.002	3:01.062
60	41.657	3:15.415	30	1:20.255	3:05.161	30	1:57.651	3:03.770						
30	41.671	3:15.429	88	1:29.750	3:09.814	88	2:09.709	3:06.333						
88	46.513	3:20.271	94	1:34.466	3:12.259									
94	48.784	3:22.542												

Weather / Track : Cloudy / Dry

Snetterton 300

Circuit Length = 2.9689 miles

Start: 15:22 Flag 15:34 End: 15:37

Results can be found at www.tsl-timing.com

Printed - 15:39 Saturday, 25 April 2015

BMCRC - MRO Championships 2015 - Rnd 2 @ Snetterton 300

Freshdrop BMZRC 250 MZ

RACE 11 - SECTOR ANALYSIS

SECTOR 1 = FL to I1, SECTOR 2 = I1 to I2, SECTOR 3 = I2 to FL, DIFF = Difference To Personal Best Lap

P1 82		Mark TAYLOR		MZ - B K Nolte Contracts Ltd		
IDEAL LAP TIME : 2:25.808		BEST LAP TIME : 2:26.374		DIFFERENCE : 0.566		
LAP	SECTOR 1	SECTOR 2	LAP TIME	MPH	DIFF	TIME OF DAY
1 -		48.721	2:33.758	69.51	7.384	15:24:41.147
2 -	1:38.476	48.101	2:26.577 (2)	72.91	0.203	15:27:07.724
3 -	1:37.715	48.659	2:26.374 (1)	73.01		15:29:34.098
4 -	1:39.322	48.587	2:27.909	72.26	1.535	15:32:02.007
5 -	1:39.177	48.093	2:27.270 (3)	72.57	0.896	15:34:29.277

P2 95		Christopher ROGERS		MZ -		
IDEAL LAP TIME : 2:26.375		BEST LAP TIME : 2:26.403		DIFFERENCE : 0.028		
LAP	SECTOR 1	SECTOR 2	LAP TIME	MPH	DIFF	TIME OF DAY
1 -		48.766	2:34.020	69.39	7.617	15:24:41.409
2 -	1:38.115	48.288	2:26.403 (1)	73.00		15:27:07.812
3 -	1:38.087	48.475	2:26.562 (2)	72.92	0.159	15:29:34.374
4 -	1:38.895	48.602	2:27.497 (3)	72.46	1.094	15:32:01.871
5 -	1:39.030	48.673	2:27.703	72.36	1.300	15:34:29.574

P3 75		Peter WOODALL		MZ - Core Projects Ltd		
IDEAL LAP TIME : 2:27.028		BEST LAP TIME : 2:27.473		DIFFERENCE : 0.445		
LAP	SECTOR 1	SECTOR 2	LAP TIME	MPH	DIFF	TIME OF DAY
1 -		49.664	2:36.134	68.45	8.661	15:24:43.523
2 -	1:37.827	49.646	2:27.473 (1)	72.47		15:27:10.996
3 -	1:38.267	50.038	2:28.305 (3)	72.06	0.832	15:29:39.301
4 -	1:38.452	49.201	2:27.653 (2)	72.38	0.180	15:32:06.954
5 -	1:39.560	50.015	2:29.575	71.45	2.102	15:34:36.529

P4 96		Christopher KENT		MZ -		
IDEAL LAP TIME : 2:26.472		BEST LAP TIME : 2:26.472		DIFFERENCE : 0.000		
LAP	SECTOR 1	SECTOR 2	LAP TIME	MPH	DIFF	TIME OF DAY
1 -		49.475	2:35.903	68.55	9.431	15:24:43.292
2 -	1:40.005	49.743	2:29.748	71.37	3.276	15:27:13.040
3 -	1:38.466	49.256	2:27.722 (2)	72.35	1.250	15:29:40.762
4 -	1:38.107	48.365	2:26.472 (1)	72.97		15:32:07.234
5 -	1:39.392	50.251	2:29.643 (3)	71.42	3.171	15:34:36.877

P5 36		Joe BALDRY		MZ -		
IDEAL LAP TIME : 2:32.299		BEST LAP TIME : 2:32.299		DIFFERENCE : 0.000		
LAP	SECTOR 1	SECTOR 2	LAP TIME	MPH	DIFF	TIME OF DAY
1 -		51.112	2:44.000	65.17	11.701	15:24:51.389
2 -	1:41.456	50.843	2:32.299 (1)	70.17		15:27:23.688
3 -	1:41.858	51.751	2:33.609 (2)	69.57	1.310	15:29:57.297
4 -	1:42.410	51.410	2:33.820 (3)	69.48	1.521	15:32:31.117
5 -	1:42.487	51.787	2:34.274	69.27	1.975	15:35:05.391

P6 2		Lee HARDY		MZ - Amy & Eric Hardy		
IDEAL LAP TIME : 2:32.615		BEST LAP TIME : 2:33.388		DIFFERENCE : 0.773		
LAP	SECTOR 1	SECTOR 2	LAP TIME	MPH	DIFF	TIME OF DAY
1 -		51.991	2:46.221	64.30	12.833	15:24:53.610
2 -	1:42.303	52.601	2:34.904	68.99	1.516	15:27:28.514
3 -	1:42.586	51.608	2:34.194 (2)	69.31	0.806	15:30:02.708
4 -	1:42.416	52.394	2:34.810 (3)	69.03	1.422	15:32:37.518
5 -	1:41.007	52.381	2:33.388 (1)	69.68		15:35:10.906

P7 8		Peter MANNERING		MZ - Mbc dispatch		
IDEAL LAP TIME : 2:31.555		BEST LAP TIME : 2:32.132		DIFFERENCE : 0.577		
LAP	SECTOR 1	SECTOR 2	LAP TIME	MPH	DIFF	TIME OF DAY
1 -		51.991	2:46.221	64.30	12.833	15:24:53.610
2 -	1:42.303	52.601	2:34.904	68.99	1.516	15:27:28.514
3 -	1:42.586	51.608	2:34.194 (2)	69.31	0.806	15:30:02.708
4 -	1:42.416	52.394	2:34.810 (3)	69.03	1.422	15:32:37.518
5 -	1:41.007	52.381	2:33.388 (1)	69.68		15:35:10.906

Weather / Track : Cloudy / Dry

Snetterton 300
Circuit Length = 2.9689 miles
Start: 15:22 Flag 15:34 End: 15:37

BMCRC - MRO Championships 2015 - Rnd 2 @ Snetterton 300

Freshdrop BMZRC 250 MZ

RACE 11 - SECTOR ANALYSIS

SECTOR 1 = FL to I1, SECTOR 2 = I1 to I2, SECTOR 3 = I2 to FL, DIFF = Difference To Personal Best Lap

1 -		53.399	2:54.057	61.40	21.925	15:25:01.446
2 -	1:41.551	51.082	2:32.633	70.02	0.501	15:27:34.079
3 -	1:41.297	50.922	2:32.219 (2)	70.21	0.087	15:30:06.298
4 -	1:41.269	51.312	2:32.581 (3)	70.04	0.449	15:32:38.879
5 -	1:40.633	51.499	2:32.132 (1)	70.25		15:35:11.011

P8 22 Simon FINCH			MZ - The Bayard Partnership, ASK Plumbing & Heating			
IDEAL LAP TIME : 2:31.660		BEST LAP TIME : 2:31.660		DIFFERENCE : 0.000		
LAP	SECTOR 1	SECTOR 2	LAP TIME	MPH	DIFF	TIME OF DAY
1 -		51.191	2:42.689	65.69	11.029	15:24:50.078
2 -	1:42.705	51.530	2:34.235 (2)	69.29	2.575	15:27:24.313
3 -	1:43.004	54.256	2:37.260 (3)	67.96	5.600	15:30:01.573
4 -	1:43.577	54.604	2:38.181	67.56	6.521	15:32:39.754
5 -	1:41.051	50.609	2:31.660 (1)	70.47		15:35:11.414

P9 11 Ian SLAUGHTER			MZ -			
IDEAL LAP TIME : 2:39.306		BEST LAP TIME : 2:40.093		DIFFERENCE : 0.787		
LAP	SECTOR 1	SECTOR 2	LAP TIME	MPH	DIFF	TIME OF DAY
1 -		52.674	2:48.723	63.34	8.630	15:24:56.112
2 -	1:47.185	52.908	2:40.093 (1)	66.76		15:27:36.205
3 -	1:47.313	53.746	2:41.059	66.36	0.966	15:30:17.264
4 -	1:46.788	53.490	2:40.278 (3)	66.68	0.185	15:32:57.542
5 -	1:46.632	53.468	2:40.100 (2)	66.75	0.007	15:35:37.642

P10 58 Des DAVIES			MZ - Lozz & Soss			
IDEAL LAP TIME : 2:37.877		BEST LAP TIME : 2:38.438		DIFFERENCE : 0.561		
LAP	SECTOR 1	SECTOR 2	LAP TIME	MPH	DIFF	TIME OF DAY
1 -		52.407	2:47.524	63.80	9.086	15:24:54.913
2 -	1:49.146	52.594	2:41.740 (3)	66.08	3.302	15:27:36.653
3 -	1:46.825	1:06.126	2:52.951	61.79	14.513	15:30:29.604
4 -	1:47.412	53.132	2:40.544 (2)	66.57	2.106	15:33:10.148
5 -	1:45.470	52.968	2:38.438 (1)	67.45		15:35:48.586

P11 66 Mark VINCENT			MZ - Putoline			
IDEAL LAP TIME : 2:42.487		BEST LAP TIME : 2:42.487		DIFFERENCE : 0.000		
LAP	SECTOR 1	SECTOR 2	LAP TIME	MPH	DIFF	TIME OF DAY
1 -		54.874	2:54.433	61.27	11.946	15:25:01.822
2 -	1:48.242	54.245	2:42.487 (1)	65.77		15:27:44.309
3 -	1:49.210	54.602	2:43.812 (3)	65.24	1.325	15:30:28.121
4 -	1:49.391	54.421	2:43.812 (3)	65.24	1.325	15:33:11.933
5 -	1:49.042	54.340	2:43.382 (2)	65.41	0.895	15:35:55.315

P12 47 Richard FAYERS			MZ -			
IDEAL LAP TIME : 2:41.789		BEST LAP TIME : 2:41.789		DIFFERENCE : 0.000		
LAP	SECTOR 1	SECTOR 2	LAP TIME	MPH	DIFF	TIME OF DAY
1 -		57.184	2:57.421	60.24	15.632	15:25:04.810
2 -	1:48.892	54.560	2:43.452 (3)	65.38	1.663	15:27:48.262
3 -	1:49.051	54.688	2:43.739	65.27	1.950	15:30:32.001
4 -	1:48.121	54.528	2:42.649 (2)	65.71	0.860	15:33:14.650
5 -	1:47.790	53.999	2:41.789 (1)	66.06		15:35:56.439

P13 65 R Konrad BREESE			MZ - @breese2you			
IDEAL LAP TIME : 2:40.142		BEST LAP TIME : 2:40.979		DIFFERENCE : 0.837		
LAP	SECTOR 1	SECTOR 2	LAP TIME	MPH	DIFF	TIME OF DAY
1 -		55.718	2:58.850	59.75	17.871	15:25:06.239
2 -	1:46.969	55.002	2:41.971 (2)	65.98	0.992	15:27:48.210
3 -	1:48.755	54.696	2:43.451 (3)	65.39	2.472	15:30:31.661
4 -	1:49.329	55.243	2:44.572	64.94	3.593	15:33:16.233

Weather / Track : Cloudy / Dry

Snetterton 300
Circuit Length = 2.9689 miles
Start: 15:22 Flag 15:34 End: 15:37

BMCRC - MRO Championships 2015 - Rnd 2 @ Snetterton 300

Freshdrop BMZRC 250 MZ

RACE 11 - SECTOR ANALYSIS

SECTOR 1 = FL to I1, SECTOR 2 = I1 to I2, SECTOR 3 = I2 to FL, DIFF = Difference To Personal Best Lap

5 - 1:47.806 **53.173** **2:40.979 (1)** **66.39** **15:35:57.212**

P14 3 Max MAUD			MZ -			
IDEAL LAP TIME : 2:41.356		BEST LAP TIME : 2:41.356		DIFFERENCE : 0.000		
LAP	SECTOR 1	SECTOR 2	LAP TIME	MPH	DIFF	TIME OF DAY
1 -		56.835	2:58.116	60.00	16.760	15:25:05.505
2 -	1:50.135	57.112	2:47.247 (3)	63.90	5.891	15:27:52.752
3 -	1:48.606	59.782	2:48.388	63.47	7.032	15:30:41.140
4 -	1:47.653	54.603	2:42.256 (2)	65.87	0.900	15:33:23.396
5 -	1:47.269	54.087	2:41.356 (1)	66.23		15:36:04.752

P15 44 R Robert DESSOY			MZ -			
IDEAL LAP TIME : 2:44.311		BEST LAP TIME : 2:44.311		DIFFERENCE : 0.000		
LAP	SECTOR 1	SECTOR 2	LAP TIME	MPH	DIFF	TIME OF DAY
1 -		56.761	2:56.691	60.49	12.380	15:25:04.080
2 -	1:51.036	55.793	2:46.829 (3)	64.06	2.518	15:27:50.909
3 -	1:49.787	55.454	2:45.241 (2)	64.68	0.930	15:30:36.150
4 -	1:53.372	56.866	2:50.238	62.78	5.927	15:33:26.388
5 -	1:49.433	54.878	2:44.311 (1)	65.04		15:36:10.699

P16 60 Jack YOUNGE			MZ -			
IDEAL LAP TIME :		BEST LAP TIME : 2:46.995		DIFFERENCE :		
LAP	SECTOR 1	SECTOR 2	LAP TIME	MPH	DIFF	TIME OF DAY
1 -			3:15.415	54.69	28.420	15:25:22.804
2 -			2:49.368	63.10	2.373	15:28:12.172
3 -			2:47.124 (2)	63.95	0.129	15:30:59.296
4 -			2:47.537 (3)	63.79	0.542	15:33:46.833
5 -			2:46.995 (1)	64.00		15:36:33.828

P17 62 R Nicholas BETTRIDGE			MZ -			
IDEAL LAP TIME : 2:50.430		BEST LAP TIME : 2:50.951		DIFFERENCE : 0.521		
LAP	SECTOR 1	SECTOR 2	LAP TIME	MPH	DIFF	TIME OF DAY
1 -		57.320	2:59.865	59.42	8.914	15:25:07.254
2 -	1:58.771	57.594	2:56.365	60.60	5.414	15:28:03.619
3 -	1:55.876	58.563	2:54.439 (3)	61.27	3.488	15:30:58.058
4 -	1:55.828	57.569	2:53.397 (2)	61.63	2.446	15:33:51.455
5 -	1:53.110	57.841	2:50.951 (1)	62.52		15:36:42.406

P18 51 R Duane SUTCH			MZ -			
IDEAL LAP TIME : 2:50.507		BEST LAP TIME : 2:50.697		DIFFERENCE : 0.190		
LAP	SECTOR 1	SECTOR 2	LAP TIME	MPH	DIFF	TIME OF DAY
1 -		58.942	3:04.668	57.87	13.971	15:25:12.057
2 -	1:56.158	58.759	2:54.917	61.10	4.220	15:28:06.974
3 -	1:55.925	58.021	2:53.946 (3)	61.44	3.249	15:31:00.920
4 -	1:53.555	57.589	2:51.144 (2)	62.45	0.447	15:33:52.064
5 -	1:52.918	57.779	2:50.697 (1)	62.61		15:36:42.761

P19 79 R Graham TOWLER			MZ -			
IDEAL LAP TIME : 2:51.148		BEST LAP TIME : 2:51.148		DIFFERENCE : 0.000		
LAP	SECTOR 1	SECTOR 2	LAP TIME	MPH	DIFF	TIME OF DAY
1 -		58.505	3:11.659	55.76	20.511	15:25:19.048
2 -	1:56.788	58.220	2:55.008	61.07	3.860	15:28:14.056
3 -	1:54.285	57.763	2:52.048 (2)	62.12	0.900	15:31:06.104
4 -	1:53.673	57.475	2:51.148 (1)	62.44		15:33:57.252
5 -	1:55.015	58.489	2:53.504 (3)	61.60	2.356	15:36:50.756

Weather / Track : Cloudy / Dry

Snetterton 300

Circuit Length = 2.9689 miles

Start: 15:22 Flag 15:34 End: 15:37

BMCRC - MRO Championships 2015 - Rnd 2 @ Snetterton 300

Freshdrop BMZRC 250 MZ

RACE 11 - SECTOR ANALYSIS

SECTOR 1 = FL to I1, SECTOR 2 = I1 to I2, SECTOR 3 = I2 to FL, DIFF = Difference To Personal Best Lap

P20 55 R Archy ARGO		MZ - BC Racing				
IDEAL LAP TIME : 2:56.368		BEST LAP TIME : 2:56.933		DIFFERENCE : 0.565		
LAP	SECTOR 1	SECTOR 2	LAP TIME	MPH	DIFF	TIME OF DAY
1 -		1:01.054	3:10.907	55.98	13.974	15:25:18.296
2 -	1:59.466	1:00.087	2:59.553 (3)	59.52	2.620	15:28:17.849
3 -	2:00.232	59.396	2:59.628	59.50	2.695	15:31:17.477
4 -	1:58.470	1:00.176	2:58.646 (2)	59.82	1.713	15:34:16.123
5 -	1:56.972	59.961	2:56.933 (1)	60.40		15:37:13.056

P21 53 R Stephen HAMER		MZ -				
IDEAL LAP TIME : 2:59.733		BEST LAP TIME : 3:00.280		DIFFERENCE : 0.547		
LAP	SECTOR 1	SECTOR 2	LAP TIME	MPH	DIFF	TIME OF DAY
1 -		1:00.632	3:11.513	55.80	11.233	15:25:18.902
2 -	2:00.442	59.838	3:00.280 (1)	59.28		15:28:19.182
3 -	2:00.592	1:00.631	3:01.223 (3)	58.97	0.943	15:31:20.405
4 -	2:00.143	1:01.669	3:01.812	58.78	1.532	15:34:22.217
5 -	1:59.895	1:01.167	3:01.062 (2)	59.02	0.782	15:37:23.279

P22 7 R David PATERSON		MZ - arnold self drive				
IDEAL LAP TIME : 3:02.087		BEST LAP TIME : 3:03.096		DIFFERENCE : 1.009		
LAP	SECTOR 1	SECTOR 2	LAP TIME	MPH	DIFF	TIME OF DAY
1 -		1:01.268	3:09.881 (3)	56.28	6.785	15:25:17.270
2 -	2:08.978	1:00.965	3:09.943	56.26	6.847	15:28:27.213
3 -	2:01.122	1:01.974	3:03.096 (1)	58.37		15:31:30.309
4 -	2:01.672	1:02.293	3:03.965 (2)	58.09	0.869	15:34:34.274

P23 30 Malcolm HOWELL		MZ -				
IDEAL LAP TIME : 3:03.070		BEST LAP TIME : 3:03.070		DIFFERENCE : 0.000		
LAP	SECTOR 1	SECTOR 2	LAP TIME	MPH	DIFF	TIME OF DAY
1 -		1:01.728	3:15.429	54.69	12.359	15:25:22.818
2 -	2:02.675	1:02.486	3:05.161 (3)	57.72	2.091	15:28:27.979
3 -	2:02.111	1:01.659	3:03.770 (2)	58.16	0.700	15:31:31.749
4 -	2:02.102	1:00.968	3:03.070 (1)	58.38		15:34:34.819

P24 88 R Phoebe STOCKFORD		MZ -				
IDEAL LAP TIME : 3:06.333		BEST LAP TIME : 3:06.333		DIFFERENCE : 0.000		
LAP	SECTOR 1	SECTOR 2	LAP TIME	MPH	DIFF	TIME OF DAY
1 -		1:02.447	3:20.271	53.36	13.938	15:25:27.660
2 -	2:06.845	1:02.969	3:09.814 (3)	56.30	3.481	15:28:37.474
3 -	2:04.408	1:01.925	3:06.333 (1)	57.36		15:31:43.807
4 -	2:06.959	1:02.464	3:09.423 (2)	56.42	3.090	15:34:53.230

P25 48 R Paul CANHAM		MZ -				
IDEAL LAP TIME : 2:49.038		BEST LAP TIME : 2:49.723		DIFFERENCE : 0.685		
LAP	SECTOR 1	SECTOR 2	LAP TIME	MPH	DIFF	TIME OF DAY
1 -		56.448	3:00.253	59.29	10.530	15:25:07.642
2 -	1:53.015	57.118	2:50.133 (3)	62.82	0.410	15:27:57.775
3 -	1:53.082	56.854	2:49.936 (2)	62.89	0.213	15:30:47.711
4 -	1:52.590	57.133	2:49.723 (1)	62.97		15:33:37.434

P26 9 Gary HOWLETT		MZ - HS Racing				
IDEAL LAP TIME : 2:45.391		BEST LAP TIME : 2:45.391		DIFFERENCE : 0.000		
LAP	SECTOR 1	SECTOR 2	LAP TIME	MPH	DIFF	TIME OF DAY
1 -		56.711	2:56.107 (3)	60.69	10.716	15:25:03.496
2 -	1:51.545	56.037	2:47.582 (2)	63.77	2.191	15:27:51.078
3 -	1:49.703	55.688	2:45.391 (1)	64.62		15:30:36.469

Weather / Track : Cloudy / Dry

Snetterton 300
Circuit Length = 2.9689 miles
Start: 15:22 Flag 15:34 End: 15:37

BMCRC - MRO Championships 2015 - Rnd 2 @ Snetterton 300

Freshdrop BMZRC 250 MZ

RACE 11 - SECTOR ANALYSIS

SECTOR 1 = FL to I1, SECTOR 2 = I1 to I2, SECTOR 3 = I2 to FL, DIFF = Difference To Personal Best Lap

P27 94 R		Robert DAVIE		MZ -		
IDEAL LAP TIME : 3:10.265		BEST LAP TIME : 3:12.259		DIFFERENCE : 1.994		
LAP	SECTOR 1	SECTOR 2	LAP TIME	MPH	DIFF	TIME OF DAY
1 -		1:03.060	3:22.542 (2)	52.76	10.283	15:25:29.931
2 -	2:07.205	1:05.054	3:12.259 (1)	55.59		15:28:42.190

P28 125		Ben MILES		MZ - Gibson Exhaust		
IDEAL LAP TIME :		BEST LAP TIME : 2:46.807		DIFFERENCE :		
LAP	SECTOR 1	SECTOR 2	LAP TIME	MPH	DIFF	TIME OF DAY
1 -		52.571	2:46.807 (1)	64.07		15:24:54.196

BMCRC - MRO Championships 2015 - Rnd 2 @ Snetterton 300

Freshdrop BMZRC 250 MZ

RACE 11 - BEST SECTORS

SECTOR 1			SECTOR 2			IDEAL / BEST COMPARISON						
POS	NO	NAME	TIME	NO	NAME	TIME	POS	NO	NAME	IDEAL	BEST	DIFF
									PERFECT LAP	2:25.808		
1	82	TAYLOR	1:37.715	82	TAYLOR	48.093	1	82	TAYLOR	2:25.808	2:26.374	0.566
2	75	WOODALL	1:37.827	95	ROGERS	48.288	2	95	ROGERS	2:26.375	2:26.403	0.028
3	95	ROGERS	1:38.087	96	KENT	48.365	3	96	KENT	2:26.472	2:26.472	0.000
4	96	KENT	1:38.107	75	WOODALL	49.201	4	75	WOODALL	2:27.028	2:27.473	0.445
5	8	MANNERING	1:40.633	22	FINCH	50.609	5	8	MANNERING	2:31.555	2:32.132	0.577
6	2	HARDY	1:41.007	36	BALDRY	50.843	6	22	FINCH	2:31.660	2:31.660	0.000
7	22	FINCH	1:41.051	8	MANNERING	50.922	7	36	BALDRY	2:32.299	2:32.299	0.000
8	36	BALDRY	1:41.456	2	HARDY	51.608	8	2	HARDY	2:32.615	2:33.388	0.773
9	58	DAVIES	1:45.470	58	DAVIES	52.407	9	58	DAVIES	2:37.877	2:38.438	0.561
10	11	SLAUGHTER	1:46.632	125	MILES	52.571	10	11	SLAUGHTER	2:39.306	2:40.093	0.787
11	65	BREESE	1:46.969	11	SLAUGHTER	52.674	11	65	BREESE	2:40.142	2:40.979	0.837
12	3	MAUD	1:47.269	65	BREESE	53.173	12	3	MAUD	2:41.356	2:41.356	0.000
13	47	FAYERS	1:47.790	47	FAYERS	53.999	13	47	FAYERS	2:41.789	2:41.789	0.000
14	66	VINCENT	1:48.242	3	MAUD	54.087	14	66	VINCENT	2:42.487	2:42.487	0.000
15	44	DESSOY	1:49.433	66	VINCENT	54.245	15	44	DESSOY	2:44.311	2:44.311	0.000
16	9	HOWLETT	1:49.703	44	DESSOY	54.878	16	9	HOWLETT	2:45.391	2:45.391	0.000
17	48	CANHAM	1:52.590	9	HOWLETT	55.688	17	48	CANHAM	2:49.038	2:49.723	0.685
18	51	SUTCH	1:52.918	48	CANHAM	56.448	18	62	BETTRIDGE	2:50.430	2:50.951	0.521
19	62	BETTRIDGE	1:53.110	62	BETTRIDGE	57.320	19	51	SUTCH	2:50.507	2:50.697	0.190
20	79	TOWLER	1:53.673	79	TOWLER	57.475	20	79	TOWLER	2:51.148	2:51.148	0.000
21	55	ARGO	1:56.972	51	SUTCH	57.589	21	55	ARGO	2:56.368	2:56.933	0.565
22	53	HAMER	1:59.895	55	ARGO	59.396	22	53	HAMER	2:59.733	3:00.280	0.547
23	7	PATERSON	2:01.122	53	HAMER	59.838	23	7	PATERSON	3:02.087	3:03.096	1.009
24	30	HOWELL	2:02.102	7	PATERSON	1:00.965	24	30	HOWELL	3:03.070	3:03.070	0.000
25	88	STOCKFORD	2:04.408	30	HOWELL	1:00.968	25	88	STOCKFORD	3:06.333	3:06.333	0.000
26	94	DAVIE	2:07.205	88	STOCKFORD	1:01.925	26	94	DAVIE	3:10.265	3:12.259	1.994
27				94	DAVIE	1:03.060	27	60	YOUNGE		2:46.995	
28							28	125	MILES		2:46.807	
29												
30												
31												
32												
33												


BMCRC - MRO Championships 2015 - Rnd 2 @ Snetterton 300

Freshdrop BMZRC 250 MZ

RACE 22 - GRID (5 Laps)

ROW 11	33	20	Christopher WATSON	32	18	Barry GREEN	31	85	Andrew WALES
ROW 10	30	33	Greg WRIGHT	29	6	Jerry FROST	28	125	Ben MILES
ROW 9	27	94	Robert DAVIE	26	9	Gary HOWLETT	25	48	Paul CANHAM
ROW 8	24	88	Phoebe STOCKFORD	23	30	Malcolm HOWELL	22	7	David PATERSON
ROW 7	21	53	Stephen HAMER	20	55	Archy ARGO	19	79	Graham TOWLER
ROW 6	18	51	Duane SUTCH	17	62	Nicholas BETTRIDGE	16	60	Jack YOUNGE
ROW 5	15	44	Robert DESSOY	14	3	Max MAUD	13	65	Konrad BREESE
ROW 4	12	47	Richard FAYERS	11	66	Mark VINCENT	10	58	Des DAVIES
ROW 3	9	11	Ian SLAUGHTER	8	22	Simon FINCH	7	8	Peter MANNERING
ROW 2	6	2	Lee HARDY	5	36	Joe BALDRY	4	96	Christopher KENT
ROW 1	3	75	Peter WOODALL	2	95	Christopher ROGERS	1	82	Mark TAYLOR

Pole



Snetterton 300
Circuit Length = 2.9689 miles

These results are provisional until the conclusion of any judicial and technical matters.

Clerk Of Course :		Timekeeper :
-------------------	--	--------------

Results can be found at www.tsl-timing.com

Printed - 15:42 Saturday, 25 April 2015



BMCRC - MRO Championships 2015 - Rnd 2 @ Snetterton 300

Freshdrop BMZRC 250 MZ

RACE 22 - CLASSIFICATION

POS	NO	CL	PIC NAME	ENTRY	LAPS	TIME	GAP	DIFF	MPH	BEST	ON
1	96		1 Christopher KENT	MZ -	5	12:36.978			70.59	2:29.177	5
2	75		2 Peter WOODALL	MZ - Core Projects Ltd	5	12:37.713	0.735	0.735	70.52	2:29.782	5
3	82		3 Mark TAYLOR	MZ - B K Nolte Contracts Ltd	5	12:38.418	1.440	0.705	70.46	2:29.405	3
4	95		4 Christopher ROGERS	MZ -	5	12:48.426	11.448	10.008	69.54	2:30.780	2
5	2		5 Lee HARDY	MZ - Amy & Eric Hardy	5	12:57.873	20.895	9.447	68.70	2:32.817	4
6	8		6 Peter MANNERING	MZ - Mbc dispatch	5	12:57.909	20.931	0.036	68.69	2:32.722	5
7	36		7 Joe BALDRY	MZ -	5	13:12.915	35.937	15.006	67.39	2:36.325	4
8	58		8 Des DAVIES	MZ - Lozz & Soss	5	13:14.968	37.990	2.053	67.22	2:36.363	3
9	125		9 Ben MILES	MZ - Gibson Exhaust	5	13:21.579	44.601	6.611	66.66	2:36.553	5
10	33		10 Greg WRIGHT	MZ - Neos-IT	5	13:21.846	44.868	0.267	66.64	2:35.601	5
11	18		11 Barry GREEN	MZ -	5	13:23.496	46.518	1.650	66.50	2:35.242	5
12	47		12 Richard FAYERS	MZ -	5	13:41.597	1:04.619	18.101	65.04	2:40.553	2
13	66		13 Mark VINCENT	MZ - Putoline	5	13:41.756	1:04.778	0.159	65.03	2:41.524	3
14	44	R	1 Robert DESSOY	MZ -	5	13:44.048	1:07.070	2.292	64.85	2:40.376	5
15	85		14 Andrew WALES	MZ - Illuminated Design LTD	5	13:44.581	1:07.603	0.533	64.80	2:34.161	4
16	60		15 Jack YOUNGE	MZ -	5	13:45.054	1:08.076	0.473	64.77	2:39.416	5
17	6		16 Jerry FROST	MZ -	5	13:45.278	1:08.300	0.224	64.75	2:41.593	5
18	65*	R	2 Konrad BREESE	MZ - @breese2you	5	13:45.392	1:08.414	0.114	64.74	2:39.140	5
19	20	R	3 Christopher WATSON	MZ - Expert Locksmiths Medway	5	14:04.738	1:27.760	19.346	63.26	2:45.339	4
20	48	R	4 Paul CANHAM	MZ -	5	14:52.035	2:15.057	47.297	59.90	2:53.922	5
21	11		17 Ian SLAUGHTER	MZ -	5	15:03.246	2:26.268	11.211	59.16	2:40.507	5
22	53	R	5 Stephen HAMER	MZ -	5	15:14.579	2:37.601	11.333	58.43	2:59.582	2
23	55	R	6 Archy ARGO	MZ - BC Racing	5	15:16.015	2:39.037	1.436	58.34	2:59.310	4
24	79	R	7 Graham TOWLER	MZ -	5	15:29.107	2:52.129	13.092	57.51	2:58.462	4
25	94	R	8 Robert DAVIE	MZ -	4	12:51.076	1 Lap	1 Lap	55.44	3:10.939	3
26	30		18 Malcolm HOWELL	MZ -	4	12:53.817	1 Lap	2.741	55.24	3:08.414	4
27	88	R	9 Phoebe STOCKFORD	MZ -	4	13:03.503	1 Lap	9.686	54.56	3:11.213	3

NOT CLASSIFIED

DNF	9		Gary HOWLETT	MZ - HS Racing	4	11:04.144	1 Lap		64.37	2:39.633	3
DNF	3		Max MAUD	MZ -	1	3:09.097	4 Laps	3 Laps	56.52	3:09.097	1
DNF	22		Simon FINCH	MZ - The Bayard Partnership, ASK Plumbing & Hex	0						
DNF	62	R	Nicholas BETTRIDGE	MZ -	0						
DNF	51	R	Duane SUTCH	MZ -	0						
DNF	7	R	David PATERSON	MZ - arnold self drive	0						

FASTEST LAP

96			Christopher KENT	MZ -	5	2:29.177		71.64 mph	115.30 kph
65	R		Konrad BREESE	MZ - @breese2you	5	2:39.140		67.16 mph	108.08 kph

* No 65 - Please fit a working transponder
Class - 90% of Race Speed = 63.53 mph
Class R - 90% of Race Speed = 58.36 mph

Snetterton 300
Circuit Length = 2.9689 miles
Start: 10:04 Flag 10:17 End: 10:20

Weather / Track : Cloudy / Drying

These results are provisional until the conclusion of any judicial and technical matters.

Clerk Of Course :	Timekeeper :
-------------------	--------------

Results can be found at www.tsl-timing.com

Printed - 10:23 Sunday, 26 April 2015



BMCRC - MRO Championships 2015 - Rnd 2 @ Snetterton 300

Freshdrop BMZRC 250 MZ

RACE 22 - LAP CHART

LAP 1 @ 10:07:25.985			LAP 2 @ 10:09:56.975			LAP 3 @ 10:12:26.380			LAP 4 @ 10:14:57.043			LAP 5 @ 10:17:26.309		
NO	BEHIND	LAP TIME	NO	BEHIND	LAP TIME	NO	BEHIND	LAP TIME	NO	BEHIND	LAP TIME	NO	BEHIND	LAP TIME
82		2:36.654	82		2:30.990	82		2:29.405	82		2:30.663	96		2:29.177
75	0.397	2:37.051	95	0.308	2:30.780	75	1.075	2:30.088	96	0.089	2:29.622	75	0.735	2:29.782
95	0.518	2:37.172	75	0.392	2:30.985	96	1.130	2:29.392	75	0.219	2:29.807	82	1.440	2:30.706
96	1.268	2:37.922	96	1.143	2:30.865	95	2.860	2:31.957	95	3.308	2:31.111	95	11.448	2:37.406
2	4.221	2:40.875	2	8.780	2:35.549	2	14.688	2:35.313	2	16.842	2:32.817	94	1 Lap	3:14.090
8	5.831	2:42.485	8	9.609	2:34.768	8	14.877	2:34.673	8	17.475	2:33.261	30	1 Lap	3:08.414
36	8.195	2:44.849	85	13.485	2:34.759	85	18.539	2:34.459	85	22.037	2:34.161	2	20.895	2:33.319
58	9.452	2:46.106	36	15.545	2:38.340	36	22.817	2:36.677	36	28.479	2:36.325	8	20.931	2:32.722
85	9.716	2:46.370	58	16.330	2:37.868	58	23.288	2:36.363	58	30.175	2:37.550	88	1 Lap	3:12.349
125	10.980	2:47.634	125	18.022	2:38.032	125	28.163	2:39.546	125	37.314	2:39.814	36	35.937	2:36.724
66	13.306	2:49.960	47	23.963	2:40.553	33	33.377	2:38.697	33	38.533	2:35.819	58	37.990	2:37.081
33	14.142	2:50.796	33	24.085	2:40.933	18	35.652	2:37.319	18	40.542	2:35.553	125	44.601	2:36.553
47	14.400	2:51.054	66	25.381	2:43.065	47	36.185	2:41.627	47	49.631	2:44.109	33	44.868	2:35.601
44	16.893	2:53.547	18	27.738	2:39.973	66	37.500	2:41.524	66	50.287	2:43.450	18	46.518	2:35.242
6	18.352	2:55.006	44	30.298	2:44.395	6	44.750	2:42.633	44	55.960	2:41.060	47	1:04.619	2:44.254
18	18.755	2:55.409	6	31.522	2:44.160	44	45.563	2:44.670	6	55.973	2:41.886	66	1:04.778	2:43.757
60	21.385	2:58.039	65	34.542	2:42.605	9	46.556	2:39.633	9	56.432	2:40.539	44	1:07.070	2:40.376
20	21.896	2:58.550	60	35.843	2:45.448	65	47.859	2:42.722	60	57.926	2:39.996	85	1:07.603	3:14.832
9	22.228	2:58.882	9	36.328	2:45.090	60	48.593	2:42.155	65	58.540	2:41.344	60	1:08.076	2:39.416
65	22.927	2:59.581	20	38.821	2:47.915	20	55.923	2:46.507	20	1:10.599	2:45.339	6	1:08.300	2:41.593
48	31.819	3:08.473	48	56.313	2:55.484	48	1:23.332	2:56.424	48	1:50.401	2:57.732	65	1:08.414	2:39.140
3	32.443	3:09.097	53	1:03.899	2:59.582	53	1:36.563	3:02.069	53	2:06.823	3:00.923	20	1:27.760	2:46.427
55	34.236	3:10.890	55	1:09.564	3:06.318	55	1:39.921	2:59.762	55	2:08.568	2:59.310	48	2:15.057	2:53.922
53	35.307	3:11.961	94	1:18.403	3:13.953	79	1:54.250	3:01.598	11	2:15.027	2:42.343	11	2:26.268	2:40.507
94	35.440	3:12.094	79	1:22.057	3:06.695	94	1:59.937	3:10.939	79	2:22.049	2:58.462	53	2:37.601	3:00.044
79	46.352	3:23.006	30	1:26.371	3:10.244	11	2:03.347	2:42.474				55	2:39.037	2:59.735
30	47.117	3:23.771	88	1:32.297	3:11.398	30	2:08.354	3:11.388				79	2:52.129	2:59.346
88	51.889	3:28.543	11	1:50.278	2:45.652	88	2:14.105	3:11.213						
11	1:35.616	4:12.270												

Weather / Track : Cloudy / Drying

Snetterton 300

Circuit Length = 2.9689 miles

Start: 10:04 Flag 10:17 End: 10:20

Results can be found at www.tsl-timing.com

Printed - 10:26 Sunday, 26 April 2015

BMCRC - MRO Championships 2015 - Rnd 2 @ Snetterton 300

Freshdrop BMZRC 250 MZ

RACE 22 - SECTOR ANALYSIS

SECTOR 1 = FL to I1, SECTOR 2 = I1 to I2, SECTOR 3 = I2 to FL, DIFF = Difference To Personal Best Lap

P1 96 Christopher KENT		MZ -				
IDEAL LAP TIME : 2:27.630		BEST LAP TIME : 2:29.177		DIFFERENCE : 1.547		
LAP	SECTOR 1	SECTOR 2	LAP TIME	MPH	DIFF	TIME OF DAY
1 -		51.168	2:37.922	67.67	8.745	10:07:27.253
2 -	1:41.167	49.698	2:30.865	70.84	1.688	10:09:58.118
3 -	1:39.560	49.832	2:29.392 (2)	71.54	0.215	10:12:27.510
4 -			2:29.622 (3)	71.43	0.445	10:14:57.132
5 -	1:41.107	48.070	2:29.177 (1)	71.64		10:17:26.309

P2 75 Peter WOODALL		MZ - Core Projects Ltd				
IDEAL LAP TIME : 2:29.018		BEST LAP TIME : 2:29.782		DIFFERENCE : 0.764		
LAP	SECTOR 1	SECTOR 2	LAP TIME	MPH	DIFF	TIME OF DAY
1 -		50.180	2:37.051	68.05	7.269	10:07:26.382
2 -	1:41.106	49.879	2:30.985	70.78	1.203	10:09:57.367
3 -	1:40.257	49.831	2:30.088 (3)	71.21	0.306	10:12:27.455
4 -			2:29.807 (2)	71.34	0.025	10:14:57.262
5 -	1:41.021	48.761	2:29.782 (1)	71.35		10:17:27.044

P3 82 Mark TAYLOR		MZ - B K Nolte Contracts Ltd				
IDEAL LAP TIME : 2:29.405		BEST LAP TIME : 2:29.405		DIFFERENCE : 0.000		
LAP	SECTOR 1	SECTOR 2	LAP TIME	MPH	DIFF	TIME OF DAY
1 -		50.193	2:36.654	68.22	7.249	10:07:25.985
2 -	1:41.238	49.752	2:30.990	70.78	1.585	10:09:56.975
3 -	1:40.610	48.795	2:29.405 (1)	71.53		10:12:26.380
4 -			2:30.663 (2)	70.94	1.258	10:14:57.043
5 -	1:41.329	49.377	2:30.706 (3)	70.92	1.301	10:17:27.749

P4 95 Christopher ROGERS		MZ -				
IDEAL LAP TIME : 2:30.780		BEST LAP TIME : 2:30.780		DIFFERENCE : 0.000		
LAP	SECTOR 1	SECTOR 2	LAP TIME	MPH	DIFF	TIME OF DAY
1 -		50.354	2:37.172	68.00	6.392	10:07:26.503
2 -	1:41.093	49.687	2:30.780 (1)	70.88		10:09:57.283
3 -	1:41.897	50.060	2:31.957 (3)	70.33	1.177	10:12:29.240
4 -			2:31.111 (2)	70.73	0.331	10:15:00.351
5 -	1:44.329	53.077	2:37.406	67.90	6.626	10:17:37.757

P5 2 Lee HARDY		MZ - Amy & Eric Hardy				
IDEAL LAP TIME : 2:33.176		BEST LAP TIME : 2:32.817		DIFFERENCE : -0.359		
LAP	SECTOR 1	SECTOR 2	LAP TIME	MPH	DIFF	TIME OF DAY
1 -		51.877	2:40.875	66.43	8.058	10:07:30.206
2 -	1:42.830	52.719	2:35.549	68.71	2.732	10:10:05.755
3 -	1:43.298	52.015	2:35.313 (3)	68.81	2.496	10:12:41.068
4 -			2:32.817 (1)	69.94		10:15:13.885
5 -	1:41.299	52.020	2:33.319 (2)	69.71	0.502	10:17:47.204

P6 8 Peter MANNERING		MZ - Mbc dispatch				
IDEAL LAP TIME : 2:32.638		BEST LAP TIME : 2:32.722		DIFFERENCE : 0.084		
LAP	SECTOR 1	SECTOR 2	LAP TIME	MPH	DIFF	TIME OF DAY
1 -		52.605	2:42.485	65.77	9.763	10:07:31.816
2 -	1:43.712	51.056	2:34.768	69.05	2.046	10:10:06.584
3 -	1:43.063	51.610	2:34.673 (3)	69.10	1.951	10:12:41.257
4 -			2:33.261 (2)	69.73	0.539	10:15:14.518
5 -	1:41.582	51.140	2:32.722 (1)	69.98		10:17:47.240

P7 36 Joe BALDRY		MZ -				
IDEAL LAP TIME : 2:35.971		BEST LAP TIME : 2:36.325		DIFFERENCE : 0.354		
LAP	SECTOR 1	SECTOR 2	LAP TIME	MPH	DIFF	TIME OF DAY

Weather / Track : Cloudy / Drying

Snetterton 300
Circuit Length = 2.9689 miles
Start: 10:04 Flag 10:17 End: 10:20

BMCRC - MRO Championships 2015 - Rnd 2 @ Snetterton 300

Freshdrop BMZRC 250 MZ

RACE 22 - SECTOR ANALYSIS

SECTOR 1 = FL to I1, SECTOR 2 = I1 to I2, SECTOR 3 = I2 to FL, DIFF = Difference To Personal Best Lap

1 -		52.066	2:44.849	64.83	8.524	10:07:34.180
2 -	1:45.996	52.344	2:38.340	67.50	2.015	10:10:12.520
3 -	1:44.671	52.006	2:36.677 (2)	68.21	0.352	10:12:49.197
4 -	1:44.230	52.095	2:36.325 (1)	68.37		10:15:25.522
5 -	1:44.983	51.741	2:36.724 (3)	68.19	0.399	10:18:02.246

P8 58 Des DAVIES		MZ - Lozz & Soss				
IDEAL LAP TIME : 2:36.037		BEST LAP TIME : 2:36.363		DIFFERENCE : 0.326		
LAP	SECTOR 1	SECTOR 2	LAP TIME	MPH	DIFF	TIME OF DAY
1 -		53.167	2:46.106	64.34	9.743	10:07:35.437
2 -	1:45.394	52.474	2:37.868	67.70	1.505	10:10:13.305
3 -	1:44.299	52.064	2:36.363 (1)	68.35		10:12:49.668
4 -	1:45.812	51.738	2:37.550 (3)	67.83	1.187	10:15:27.218
5 -	1:45.037	52.044	2:37.081 (2)	68.04	0.718	10:18:04.299

P9 125 Ben MILES		MZ - Gibson Exhaust				
IDEAL LAP TIME : 2:36.553		BEST LAP TIME : 2:36.553		DIFFERENCE : 0.000		
LAP	SECTOR 1	SECTOR 2	LAP TIME	MPH	DIFF	TIME OF DAY
1 -		52.427	2:47.634	63.75	11.081	10:07:36.965
2 -	1:45.826	52.206	2:38.032 (2)	67.63	1.479	10:10:14.997
3 -	1:47.656	51.890	2:39.546 (3)	66.99	2.993	10:12:54.543
4 -	1:46.765	53.049	2:39.814	66.87	3.261	10:15:34.357
5 -	1:45.555	50.998	2:36.553 (1)	68.27		10:18:10.910

P10 33 Greg WRIGHT		MZ - Neos-IT				
IDEAL LAP TIME : 2:34.981		BEST LAP TIME : 2:35.601		DIFFERENCE : 0.620		
LAP	SECTOR 1	SECTOR 2	LAP TIME	MPH	DIFF	TIME OF DAY
1 -		52.943	2:50.796	62.57	15.195	10:07:40.127
2 -	1:47.384	53.549	2:40.933	66.41	5.332	10:10:21.060
3 -	1:46.334	52.363	2:38.697 (3)	67.34	3.096	10:12:59.757
4 -	1:44.922	50.897	2:35.819 (2)	68.59	0.218	10:15:35.576
5 -	1:44.084	51.517	2:35.601 (1)	68.68		10:18:11.177

P11 18 Barry GREEN		MZ -				
IDEAL LAP TIME : 2:35.242		BEST LAP TIME : 2:35.242		DIFFERENCE : 0.000		
LAP	SECTOR 1	SECTOR 2	LAP TIME	MPH	DIFF	TIME OF DAY
1 -		53.529	2:55.409	60.93	20.167	10:07:44.740
2 -	1:47.578	52.395	2:39.973	66.81	4.731	10:10:24.713
3 -	1:44.244	53.075	2:37.319 (3)	67.93	2.077	10:13:02.032
4 -	1:44.096	51.457	2:35.553 (2)	68.71	0.311	10:15:37.585
5 -	1:44.078	51.164	2:35.242 (1)	68.84		10:18:12.827

P12 47 Richard FAYERS		MZ -				
IDEAL LAP TIME : 2:40.553		BEST LAP TIME : 2:40.553		DIFFERENCE : 0.000		
LAP	SECTOR 1	SECTOR 2	LAP TIME	MPH	DIFF	TIME OF DAY
1 -		53.820	2:51.054	62.48	10.501	10:07:40.385
2 -	1:46.836	53.717	2:40.553 (1)	66.57		10:10:20.938
3 -	1:47.440	54.187	2:41.627 (2)	66.12	1.074	10:13:02.565
4 -	1:48.987	55.122	2:44.109 (3)	65.12	3.556	10:15:46.674
5 -	1:49.227	55.027	2:44.254	65.07	3.701	10:18:30.928

P13 66 Mark VINCENT		MZ - Putoline				
IDEAL LAP TIME : 2:41.221		BEST LAP TIME : 2:41.524		DIFFERENCE : 0.303		
LAP	SECTOR 1	SECTOR 2	LAP TIME	MPH	DIFF	TIME OF DAY
1 -		53.605	2:49.960	62.88	8.436	10:07:39.291
2 -	1:49.302	53.763	2:43.065 (2)	65.54	1.541	10:10:22.356
3 -	1:47.616	53.908	2:41.524 (1)	66.17		10:13:03.880
4 -	1:49.106	54.344	2:43.450 (3)	65.39	1.926	10:15:47.330

Weather / Track : Cloudy / Drying

Snetterton 300
Circuit Length = 2.9689 miles
Start: 10:04 Flag 10:17 End: 10:20

BMCRC - MRO Championships 2015 - Rnd 2 @ Snetterton 300

Freshdrop BMZRC 250 MZ

RACE 22 - SECTOR ANALYSIS

SECTOR 1 = FL to I1, SECTOR 2 = I1 to I2, SECTOR 3 = I2 to FL, DIFF = Difference To Personal Best Lap

5 - 1:49.611 54.146 2:43.757 65.26 2.233 10:18:31.087

P14 44 R Robert DESROY		MZ -				
IDEAL LAP TIME : 2:40.376		BEST LAP TIME : 2:40.376		DIFFERENCE : 0.000		
LAP	SECTOR 1	SECTOR 2	LAP TIME	MPH	DIFF	TIME OF DAY
1 -		54.792	2:53.547	61.58	13.171	10:07:42.878
2 -	1:49.219	55.176	2:44.395 (3)	65.01	4.019	10:10:27.273
3 -	1:50.136	54.534	2:44.670	64.90	4.294	10:13:11.943
4 -	1:47.297	53.763	2:41.060 (2)	66.36	0.684	10:15:53.003
5 -	1:47.202	53.174	2:40.376 (1)	66.64		10:18:33.379

P15 85 Andrew WALES		MZ - Illuminated Design LTD				
IDEAL LAP TIME : 2:34.227		BEST LAP TIME : 2:34.161		DIFFERENCE : -0.066		
LAP	SECTOR 1	SECTOR 2	LAP TIME	MPH	DIFF	TIME OF DAY
1 -		51.350	2:46.370	64.24	12.209	10:07:35.701
2 -	1:43.780	50.979	2:34.759 (3)	69.06	0.598	10:10:10.460
3 -	1:44.012	50.447	2:34.459 (2)	69.19	0.298	10:12:44.919
4 -			2:34.161 (1)	69.33		10:15:19.080
5 -	2:12.111	1:02.721	3:14.832	54.85	40.671	10:18:33.912

P16 60 Jack YOUNGE		MZ -				
IDEAL LAP TIME : 2:39.389		BEST LAP TIME : 2:39.416		DIFFERENCE : 0.027		
LAP	SECTOR 1	SECTOR 2	LAP TIME	MPH	DIFF	TIME OF DAY
1 -		56.865	2:58.039	60.03	18.623	10:07:47.370
2 -	1:50.946	54.502	2:45.448	64.60	6.032	10:10:32.818
3 -	1:48.195	53.960	2:42.155 (3)	65.91	2.739	10:13:14.973
4 -	1:46.808	53.188	2:39.996 (2)	66.80	0.580	10:15:54.969
5 -	1:46.201	53.215	2:39.416 (1)	67.04		10:18:34.385

P17 6 Jerry FROST		MZ -				
IDEAL LAP TIME : 2:41.411		BEST LAP TIME : 2:41.593		DIFFERENCE : 0.182		
LAP	SECTOR 1	SECTOR 2	LAP TIME	MPH	DIFF	TIME OF DAY
1 -		54.437	2:55.006	61.07	13.413	10:07:44.337
2 -	1:50.703	53.457	2:44.160	65.10	2.567	10:10:28.497
3 -	1:49.395	53.238	2:42.633 (3)	65.71	1.040	10:13:11.130
4 -	1:48.513	53.373	2:41.886 (2)	66.02	0.293	10:15:53.016
5 -	1:48.695	52.898	2:41.593 (1)	66.14		10:18:34.609

P18 65 R Konrad BREESE		MZ - @breese2you				
IDEAL LAP TIME :		BEST LAP TIME : 2:39.140		DIFFERENCE :		
LAP	SECTOR 1	SECTOR 2	LAP TIME	MPH	DIFF	TIME OF DAY
1 -			2:59.581	59.51	20.441	10:07:48.912
2 -			2:42.605 (3)	65.73	3.465	10:10:31.517
3 -			2:42.722	65.68	3.582	10:13:14.239
4 -			2:41.344 (2)	66.24	2.204	10:15:55.583
5 -			2:39.140 (1)	67.16		10:18:34.723

P19 20 R Christopher WATSON		MZ - Expert Locksmiths Medway				
IDEAL LAP TIME : 2:45.222		BEST LAP TIME : 2:45.339		DIFFERENCE : 0.117		
LAP	SECTOR 1	SECTOR 2	LAP TIME	MPH	DIFF	TIME OF DAY
1 -		56.107	2:58.550	59.86	13.211	10:07:47.881
2 -	1:52.654	55.261	2:47.915	63.65	2.576	10:10:35.796
3 -	1:51.760	54.747	2:46.507 (3)	64.18	1.168	10:13:22.303
4 -	1:50.475	54.864	2:45.339 (1)	64.64		10:16:07.642
5 -	1:51.049	55.378	2:46.427 (2)	64.22	1.088	10:18:54.069

Weather / Track : Cloudy / Drying

Snetterton 300
Circuit Length = 2.9689 miles
Start: 10:04 Flag 10:17 End: 10:20

BMCRC - MRO Championships 2015 - Rnd 2 @ Snetterton 300

Freshdrop BMZRC 250 MZ

RACE 22 - SECTOR ANALYSIS

SECTOR 1 = FL to I1, SECTOR 2 = I1 to I2, SECTOR 3 = I2 to FL, DIFF = Difference To Personal Best Lap

P20 48 R Paul CANHAM		MZ -				
IDEAL LAP TIME : 2:53.922		BEST LAP TIME : 2:53.922		DIFFERENCE : 0.000		
LAP	SECTOR 1	SECTOR 2	LAP TIME	MPH	DIFF	TIME OF DAY
1 -		59.167	3:08.473	56.70	14.551	10:07:57.804
2 -	1:57.435	58.049	2:55.484 (2)	60.90	1.562	10:10:53.288
3 -	1:58.406	58.018	2:56.424 (3)	60.58	2.502	10:13:49.712
4 -	2:00.296	57.436	2:57.732	60.13	3.810	10:16:47.444
5 -	1:56.614	57.308	2:53.922 (1)	61.45		10:19:41.366

P21 11 Ian SLAUGHTER		MZ -				
IDEAL LAP TIME : 2:40.507		BEST LAP TIME : 2:40.507		DIFFERENCE : 0.000		
LAP	SECTOR 1	SECTOR 2	LAP TIME	MPH	DIFF	TIME OF DAY
1 -		55.220	4:12.270	42.36	1:31.763	10:09:01.601
2 -	1:50.853	54.799	2:45.652	64.52	5.145	10:11:47.253
3 -	1:48.168	54.306	2:42.474 (3)	65.78	1.967	10:14:29.727
4 -	1:48.466	53.877	2:42.343 (2)	65.83	1.836	10:17:12.070
5 -	1:47.228	53.279	2:40.507 (1)	66.58		10:19:52.577

P22 53 R Stephen HAMER		MZ -				
IDEAL LAP TIME : 2:58.851		BEST LAP TIME : 2:59.582		DIFFERENCE : 0.731		
LAP	SECTOR 1	SECTOR 2	LAP TIME	MPH	DIFF	TIME OF DAY
1 -		1:01.766	3:11.961	55.67	12.379	10:08:01.292
2 -	1:59.039	1:00.543	2:59.582 (1)	59.51		10:11:00.874
3 -	2:01.306	1:00.763	3:02.069	58.70	2.487	10:14:02.943
4 -	2:01.111	59.812	3:00.923 (3)	59.07	1.341	10:17:03.866
5 -	2:00.030	1:00.014	3:00.044 (2)	59.36	0.462	10:20:03.910

P23 55 R Archy ARGO		MZ - BC Racing				
IDEAL LAP TIME : 2:57.737		BEST LAP TIME : 2:59.310		DIFFERENCE : 1.573		
LAP	SECTOR 1	SECTOR 2	LAP TIME	MPH	DIFF	TIME OF DAY
1 -		1:01.382	3:10.890	55.99	11.580	10:08:00.221
2 -	2:04.382	1:01.936	3:06.318	57.36	7.008	10:11:06.539
3 -	1:59.111	1:00.651	2:59.762 (3)	59.45	0.452	10:14:06.301
4 -	1:57.837	1:01.473	2:59.310 (1)	59.60		10:17:05.611
5 -	1:59.835	59.900	2:59.735 (2)	59.46	0.425	10:20:05.346

P24 79 R Graham TOWLER		MZ -				
IDEAL LAP TIME : 2:58.462		BEST LAP TIME : 2:58.462		DIFFERENCE : 0.000		
LAP	SECTOR 1	SECTOR 2	LAP TIME	MPH	DIFF	TIME OF DAY
1 -		1:05.080	3:23.006	52.64	24.544	10:08:12.337
2 -	2:05.133	1:01.562	3:06.695	57.24	8.233	10:11:19.032
3 -	2:00.571	1:01.027	3:01.598 (3)	58.85	3.136	10:14:20.630
4 -	1:58.548	59.914	2:58.462 (1)	59.88		10:17:19.092
5 -	1:59.311	1:00.035	2:59.346 (2)	59.59	0.884	10:20:18.438

P25 94 R Robert DAVIE		MZ -				
IDEAL LAP TIME : 3:07.582		BEST LAP TIME : 3:10.939		DIFFERENCE : 3.357		
LAP	SECTOR 1	SECTOR 2	LAP TIME	MPH	DIFF	TIME OF DAY
1 -		1:00.751	3:12.094 (2)	55.63	1.155	10:08:01.425
2 -	2:08.050	1:05.903	3:13.953 (3)	55.10	3.014	10:11:15.378
3 -	2:06.831	1:04.108	3:10.939 (1)	55.97		10:14:26.317
4 -	2:08.511	1:05.579	3:14.090	55.06	3.151	10:17:40.407

P26 30 Malcolm HOWELL		MZ -				
IDEAL LAP TIME : 3:07.967		BEST LAP TIME : 3:08.414		DIFFERENCE : 0.447		
LAP	SECTOR 1	SECTOR 2	LAP TIME	MPH	DIFF	TIME OF DAY
1 -		1:03.801	3:23.771	52.45	15.357	10:08:13.102

Weather / Track : Cloudy / Drying

Snetterton 300
Circuit Length = 2.9689 miles
Start: 10:04 Flag 10:17 End: 10:20

BMCRC - MRO Championships 2015 - Rnd 2 @ Snetterton 300

Freshdrop BMZRC 250 MZ

RACE 22 - SECTOR ANALYSIS

SECTOR 1 = FL to I1, SECTOR 2 = I1 to I2, SECTOR 3 = I2 to FL, DIFF = Difference To Personal Best Lap

2 -	2:07.853	1:02.391	3:10.244 (2)	56.18	1.830	10:11:23.346
3 -	2:08.404	1:02.984	3:11.388 (3)	55.84	2.974	10:14:34.734
4 -	2:05.576	1:02.838	3:08.414 (1)	56.72		10:17:43.148

P27	88 R	Phoebe STOCKFORD	MZ -			
IDEAL LAP TIME : 3:11.190		BEST LAP TIME : 3:11.213	DIFFERENCE : 0.023			
LAP	SECTOR 1	SECTOR 2	LAP TIME	MPH	DIFF	TIME OF DAY
1 -		1:05.442	3:28.543	51.25	17.330	10:08:17.874
2 -	2:07.374	1:04.024	3:11.398 (2)	55.84	0.185	10:11:29.272
3 -	2:07.397	1:03.816	3:11.213 (1)	55.89		10:14:40.485
4 -	2:07.819	1:04.530	3:12.349 (3)	55.56	1.136	10:17:52.834

P28	9	Gary HOWLETT	MZ - HS Racing			
IDEAL LAP TIME : 2:39.633		BEST LAP TIME : 2:39.633	DIFFERENCE : 0.000			
LAP	SECTOR 1	SECTOR 2	LAP TIME	MPH	DIFF	TIME OF DAY
1 -		56.533	2:58.882	59.74	19.249	10:07:48.213
2 -	1:50.133	54.957	2:45.090 (3)	64.74	5.457	10:10:33.303
3 -	1:46.113	53.520	2:39.633 (1)	66.95		10:13:12.936
4 -	1:46.737	53.802	2:40.539 (2)	66.57	0.906	10:15:53.475

P29	3	Max MAUD	MZ -			
IDEAL LAP TIME :		BEST LAP TIME : 3:09.097	DIFFERENCE :			
LAP	SECTOR 1	SECTOR 2	LAP TIME	MPH	DIFF	TIME OF DAY
1 -		1:07.362	3:09.097 (1)	56.52		10:07:58.428

BMCRC - MRO Championships 2015 - Rnd 2 @ Snetterton 300

Freshdrop BMZRC 250 MZ

RACE 22 - BEST SECTORS

SECTOR 1			SECTOR 2			IDEAL / BEST COMPARISON						
POS	NO	NAME	TIME	NO	NAME	TIME	POS	NO	NAME	IDEAL	BEST	DIFF
									PERFECT LAP	2:27.630		
1	96	KENT	1:39.560	96	KENT	48.070	1	96	KENT	2:27.630	2:29.177	1.547
2	75	WOODALL	1:40.257	75	WOODALL	48.761	2	75	WOODALL	2:29.018	2:29.782	0.764
3	82	TAYLOR	1:40.610	82	TAYLOR	48.795	3	82	TAYLOR	2:29.405	2:29.405	0.000
4	95	ROGERS	1:41.093	95	ROGERS	49.687	4	95	ROGERS	2:30.780	2:30.780	0.000
5	2	HARDY	1:41.299	85	WALES	50.447	5	8	MANNERING	2:32.638	2:32.722	0.084
6	8	MANNERING	1:41.582	33	WRIGHT	50.897	6	2	HARDY	2:33.176	2:32.817	-0.359
7	85	WALES	1:43.780	125	MILES	50.998	7	85	WALES	2:34.227	2:34.161	-0.066
8	18	GREEN	1:44.078	8	MANNERING	51.056	8	33	WRIGHT	2:34.981	2:35.601	0.620
9	33	WRIGHT	1:44.084	18	GREEN	51.164	9	18	GREEN	2:35.242	2:35.242	0.000
10	36	BALDRY	1:44.230	58	DAVIES	51.738	10	36	BALDRY	2:35.971	2:36.325	0.354
11	58	DAVIES	1:44.299	36	BALDRY	51.741	11	58	DAVIES	2:36.037	2:36.363	0.326
12	125	MILES	1:45.555	2	HARDY	51.877	12	125	MILES	2:36.553	2:36.553	0.000
13	9	HOWLETT	1:46.113	6	FROST	52.898	13	60	YOUNGE	2:39.389	2:39.416	0.027
14	60	YOUNGE	1:46.201	44	DESSOY	53.174	14	9	HOWLETT	2:39.633	2:39.633	0.000
15	47	FAYERS	1:46.836	60	YOUNGE	53.188	15	44	DESSOY	2:40.376	2:40.376	0.000
16	44	DESSOY	1:47.202	11	SLAUGHTER	53.279	16	11	SLAUGHTER	2:40.507	2:40.507	0.000
17	11	SLAUGHTER	1:47.228	9	HOWLETT	53.520	17	47	FAYERS	2:40.553	2:40.553	0.000
18	66	VINCENT	1:47.616	66	VINCENT	53.605	18	66	VINCENT	2:41.221	2:41.524	0.303
19	6	FROST	1:48.513	47	FAYERS	53.717	19	6	FROST	2:41.411	2:41.593	0.182
20	20	WATSON	1:50.475	20	WATSON	54.747	20	20	WATSON	2:45.222	2:45.339	0.117
21	48	CANHAM	1:56.614	48	CANHAM	57.308	21	48	CANHAM	2:53.922	2:53.922	0.000
22	55	ARGO	1:57.837	53	HAMER	59.812	22	55	ARGO	2:57.737	2:59.310	1.573
23	79	TOWLER	1:58.548	55	ARGO	59.900	23	79	TOWLER	2:58.462	2:58.462	0.000
24	53	HAMER	1:59.039	79	TOWLER	59.914	24	53	HAMER	2:58.851	2:59.582	0.731
25	30	HOWELL	2:05.576	94	DAVIE	1:00.751	25	94	DAVIE	3:07.582	3:10.939	3.357
26	94	DAVIE	2:06.831	30	HOWELL	1:02.391	26	30	HOWELL	3:07.967	3:08.414	0.447
27	88	STOCKFORD	2:07.374	88	STOCKFORD	1:03.816	27	88	STOCKFORD	3:11.190	3:11.213	0.023
28				3	MAUD	1:07.362	28	65	BREESE		2:39.140	
29							29	3	MAUD		3:09.097	
30												
31												
32												
33												


BMCRC - MRO Championships 2015 - Rnd 2 @ Snetterton 300

Freshdrop BMZRC 250 MZ

RACE 11 - GRID (5 Laps)

ROW 11	33	7 David PATERSON	32	51 Duane SUTCH	31	62 Nicholas BETTRIDGE
ROW 10	30	22 Simon FINCH	29	3 Max MAUD	28	9 Gary HOWLETT
ROW 9	27	88 Phoebe STOCKFORD	26	30 Malcolm HOWELL	25	94 Robert DAVIE
ROW 8	24	79 Graham TOWLER	23	55 Archy ARGO	22	53 Stephen HAMER
ROW 7	21	11 Ian SLAUGHTER	20	48 Paul CANHAM	19	20 Christopher WATSON
ROW 6	18	65 Konrad BREESE	17	6 Jerry FROST	16	60 Jack YOUNGE
ROW 5	15	85 Andrew WALES	14	44 Robert DESSOY	13	66 Mark VINCENT
ROW 4	12	47 Richard FAYERS	11	18 Barry GREEN	10	33 Greg WRIGHT
ROW 3	9	125 Ben MILES	8	58 Des DAVIES	7	36 Joe BALDRY
ROW 2	6	8 Peter MANNERING	5	2 Lee HARDY	4	95 Christopher ROGERS
ROW 1	3	82 Mark TAYLOR	2	75 Peter WOODALL	1	96 Christopher KENT

Pole



Snetterton 300
Circuit Length = 2.9689 miles

These results are provisional until the conclusion of any judicial and technical matters.

Clerk Of Course :	Timekeeper :
-------------------	--------------

Results can be found at www.tsl-timing.com

Printed - 10:26 Sunday, 26 April 2015



BMCRC - MRO Championships 2015 - Rnd 2 @ Snetterton 300

Freshdrop BMZRC 250 MZ

RACE 11 - CLASSIFICATION

POS	NO	CL	PIC NAME	ENTRY	LAPS	TIME	GAP	DIFF	MPH	BEST	ON
1	82		1 Mark TAYLOR	MZ - B K Nolte Contracts Ltd	5	12:25.574			71.67	2:27.271	3
2	95		2 Christopher ROGERS	MZ -	5	12:25.975	0.401	0.401	71.63	2:26.873	2
3	75		3 Peter WOODALL	MZ - Core Projects Ltd	5	12:26.189	0.615	0.214	71.61	2:26.930	3
4	96		4 Christopher KENT	MZ -	5	12:41.337	15.763	15.148	70.19	2:28.663	3
5	8		5 Peter MANNERING	MZ - Mbc dispatch	5	12:47.880	22.306	6.543	69.59	2:31.427	2
6	2		6 Lee HARDY	MZ - Amy & Eric Hardy	5	12:51.259	25.685	3.379	69.28	2:31.390	5
7	36		7 Joe BALDRY	MZ -	5	12:51.825	26.251	0.566	69.23	2:31.411	3
8	85		8 Andrew WALES	MZ - Illuminated Design LTD	5	12:52.839	27.265	1.014	69.14	2:32.173	5
9	33		9 Greg WRIGHT	MZ - Neos-IT	5	12:57.835	32.261	4.996	68.70	2:32.494	2
10	22		10 Simon FINCH	MZ - The Bayard Partnership, ASK Plumbing & Hex	5	13:08.261	42.687	10.426	67.79	2:34.422	4
11	18		11 Barry GREEN	MZ -	5	13:13.680	48.106	5.419	67.33	2:35.636	2
12	58		12 Des DAVIES	MZ - Lozz & Soss	5	13:17.139	51.565	3.459	67.04	2:37.218	4
13	11		13 Ian SLAUGHTER	MZ -	5	13:18.310	52.736	1.171	66.94	2:34.575	5
14	6		14 Jerry FROST	MZ -	5	13:19.876	54.302	1.566	66.81	2:36.261	5
15	20	R	1 Christopher WATSON	MZ - Expert Locksmiths Medway	5	13:33.171	1:07.597	13.295	65.71	2:39.698	5
16	66		15 Mark VINCENT	MZ - Putoline	5	13:34.914	1:09.340	1.743	65.57	2:39.290	2
17	9		16 Gary HOWLETT	MZ - HS Racing	5	13:38.802	1:13.228	3.888	65.26	2:39.632	5
18	65	R	2 Konrad BREESE	MZ - @breese2you	5	13:45.048	1:19.474	6.246	64.77	2:41.048	2
19	47		17 Richard FAYERS	MZ -	5	13:45.806	1:20.232	0.758	64.71	2:42.354	4
20	3		18 Max MAUD	MZ -	5	13:46.183	1:20.609	0.377	64.68	2:41.073	2
21	60		19 Jack YOUNGE	MZ -	5	13:59.900	1:34.326	13.717	63.62	2:42.721	2
22	48	R	3 Paul CANHAM	MZ -	5	14:07.338	1:41.764	7.438	63.06	2:46.501	2
23	79	R	4 Graham TOWLER	MZ -	5	14:19.582	1:54.008	12.244	62.17	2:47.399	5
24	51	R	5 Duane SUTCH	MZ -	5	15:09.934	2:44.360	50.352	58.72	2:57.656	5
25	53	R	6 Stephen HAMER	MZ -	5	15:10.479	2:44.905	0.545	58.69	2:57.637	5
26	30		20 Malcolm HOWELL	MZ -	4	12:28.985	1 Lap	1 Lap	57.08	3:03.532	2
27	94	R	7 Robert DAVIE	MZ -	4	12:39.895	1 Lap	10.910	56.26	3:05.750	4
28	88	R	8 Phoebe STOCKFORD	MZ -	4	13:18.229	1 Lap	38.334	53.55	3:12.682	2

NOT CLASSIFIED

DNF	44	R	Robert DESSOY	MZ -	3	8:06.342	2 Laps	1 Lap	65.92	2:39.191	3
DNF	62	R	Nicholas BETTRIDGE	MZ -	2	5:51.783	3 Laps	1 Lap	60.76	2:51.206	2
DNF	125		Ben MILES	MZ - Gibson Exhaust	0						
DNF	55	R	Archy ARGO	MZ - BC Racing	0						
DNF	7	R	David PATERSON	MZ - arnold self drive	0						

FASTEST LAP

95			Christopher ROGERS	MZ -	2	2:26.873		72.77 mph		117.11 kph	
44	R		Robert DESSOY	MZ -	3	2:39.191		67.13 mph		108.05 kph	

Class - 90% of Race Speed = 64.50 mph
Class R - 90% of Race Speed = 59.13 mph

Snetterton 300
Circuit Length = 2.9689 miles
Start: 14:14 Flag 14:26 End: 14:29

Weather / Track : Cloudy / Dry

These results are provisional until the conclusion of any judicial and technical matters.

Clerk Of Course :	Timekeeper :
-------------------	--------------

Results can be found at www.tsl-timing.com

Printed - 14:29 Sunday, 26 April 2015



BMCRC - MRO Championships 2015 - Rnd 2 @ Snetterton 300

Freshdrop BMZRC 250 MZ

RACE 11 - LAP CHART

LAP 1 @ 14:16:34.364			LAP 2 @ 14:19:01.457			LAP 3 @ 14:21:28.574			LAP 4 @ 14:23:59.054			LAP 5 @ 14:26:28.188		
NO	BEHIND	LAP TIME	NO	BEHIND	LAP TIME	NO	BEHIND	LAP TIME	NO	BEHIND	LAP TIME	NO	BEHIND	LAP TIME
82		2:31.750	95		2:26.873	95		2:27.117	82		2:30.117	82		2:29.134
95	0.220	2:31.970	82	0.209	2:27.302	82	0.363	2:27.271	88	1 Lap	3:15.533	95	0.401	2:28.825
75	1.541	2:33.291	75	1.510	2:27.062	75	1.323	2:26.930	95	0.710	2:31.190	75	0.615	2:28.750
96	1.599	2:33.349	96	3.323	2:28.817	96	4.869	2:28.663	75	0.999	2:30.156	30	1 Lap	3:04.655
8	4.070	2:35.820	8	8.404	2:31.427	8	13.475	2:32.188	96	9.034	2:34.645	94	1 Lap	3:05.750
2	8.045	2:39.795	33	14.026	2:32.494	36	20.599	2:31.411	8	17.079	2:34.084	96	15.763	2:35.863
85	8.232	2:39.982	85	14.540	2:33.401	33	21.324	2:34.415	36	22.513	2:32.394	8	22.306	2:34.361
33	8.625	2:40.375	2	15.726	2:34.774	85	21.942	2:34.519	2	23.429	2:31.531	2	25.685	2:31.390
36	9.175	2:40.925	36	16.305	2:34.223	2	22.378	2:33.769	85	24.226	2:32.764	36	26.251	2:32.872
58	12.272	2:44.022	18	21.116	2:35.636	18	31.122	2:37.123	33	24.483	2:33.639	85	27.265	2:32.173
18	12.573	2:44.323	58	23.759	2:38.580	22	33.174	2:36.138	22	37.116	2:34.422	33	32.261	2:36.912
44	15.047	2:46.797	22	24.153	2:35.013	58	34.864	2:38.222	18	38.756	2:38.114	22	42.687	2:34.705
11	15.631	2:47.381	11	27.660	2:39.122	11	39.200	2:38.657	58	41.602	2:37.218	18	48.106	2:38.484
22	16.233	2:47.983	44	28.308	2:40.354	6	39.310	2:37.699	6	47.175	2:38.345	58	51.565	2:39.097
6	17.092	2:48.842	6	28.728	2:38.729	44	40.382	2:39.191	11	47.295	2:38.575	88	1 Lap	3:21.291
66	18.577	2:50.327	66	30.774	2:39.290	66	45.306	2:41.649	66	56.117	2:41.291	11	52.736	2:34.575
20	20.161	2:51.911	20	33.804	2:40.736	20	47.472	2:40.785	20	57.033	2:40.041	6	54.302	2:36.261
47	21.922	2:53.672	9	36.792	2:41.571	9	51.657	2:41.982	9	1:02.730	2:41.553	20	1:07.597	2:39.698
9	22.314	2:54.064	65	37.278	2:41.048	47	53.227	2:42.381	47	1:05.101	2:42.354	66	1:09.340	2:42.357
60	22.964	2:54.714	47	37.963	2:43.134	65	53.904	2:43.743	65	1:06.038	2:42.614	9	1:13.228	2:39.632
65	23.323	2:55.073	60	38.592	2:42.721	3	55.168	2:42.567	3	1:08.163	2:43.475	65	1:19.474	2:42.570
48	24.595	2:56.345	3	39.718	2:41.073	60	1:00.990	2:49.515	60	1:18.055	2:47.545	47	1:20.232	2:44.265
3	25.738	2:57.488	48	44.003	2:46.501	48	1:03.701	2:46.815	48	1:21.240	2:48.019	3	1:20.609	2:41.580
79	27.072	2:58.822	79	51.705	2:51.726	79	1:17.409	2:52.821	79	1:35.743	2:48.814	60	1:34.326	2:45.405
62	28.827	3:00.577	62	52.940	2:51.206	53	1:40.742	3:05.136	51	2:15.838	2:59.550	48	1:41.764	2:49.658
53	30.765	3:02.515	53	1:02.723	2:59.051	51	1:46.768	2:58.175	53	2:16.402	3:06.140	79	1:54.008	2:47.399
51	40.037	3:11.787	51	1:15.710	3:02.766	30	1:58.370	3:04.025				51	2:44.360	2:57.656
94	44.117	3:15.867	30	1:21.462	3:03.532	94	2:08.185	3:06.240				53	2:44.905	2:57.637
30	45.023	3:16.773	94	1:29.062	3:12.038									
88	56.973	3:28.723	88	1:42.562	3:12.682									

Weather / Track : Cloudy / Dry

Snetterton 300

Circuit Length = 2.9689 miles

Start: 14:14 Flag 14:26 End: 14:29

Results can be found at www.tsl-timing.com

Printed - 14:30 Sunday, 26 April 2015

BMCRC - MRO Championships 2015 - Rnd 2 @ Snetterton 300

Freshdrop BMZRC 250 MZ

RACE 11 - SECTOR ANALYSIS

SECTOR 1 = FL to I1, SECTOR 2 = I1 to I2, SECTOR 3 = I2 to FL, DIFF = Difference To Personal Best Lap

P1 82		Mark TAYLOR		MZ - B K Nolte Contracts Ltd		
IDEAL LAP TIME : 2:27.206		BEST LAP TIME : 2:27.271		DIFFERENCE : 0.065		
LAP	SECTOR 1	SECTOR 2	LAP TIME	MPH	DIFF	TIME OF DAY
1 -		48.352	2:31.750	70.43	4.479	14:16:34.364
2 -	1:39.652	47.650	2:27.302 (2)	72.55	0.031	14:19:01.666
3 -	1:39.556	47.715	2:27.271 (1)	72.57		14:21:28.937
4 -	1:40.641	49.476	2:30.117	71.19	2.846	14:23:59.054
5 -	1:40.474	48.660	2:29.134 (3)	71.66	1.863	14:26:28.188

P2 95		Christopher ROGERS		MZ -		
IDEAL LAP TIME : 2:26.822		BEST LAP TIME : 2:26.873		DIFFERENCE : 0.051		
LAP	SECTOR 1	SECTOR 2	LAP TIME	MPH	DIFF	TIME OF DAY
1 -		47.698	2:31.970	70.33	5.097	14:16:34.584
2 -	1:39.215	47.658	2:26.873 (1)	72.77		14:19:01.457
3 -	1:39.510	47.607	2:27.117 (2)	72.65	0.244	14:21:28.574
4 -	1:41.288	49.902	2:31.190	70.69	4.317	14:23:59.764
5 -	1:39.942	48.883	2:28.825 (3)	71.81	1.952	14:26:28.589

P3 75		Peter WOODALL		MZ - Core Projects Ltd		
IDEAL LAP TIME : 2:26.394		BEST LAP TIME : 2:26.930		DIFFERENCE : 0.536		
LAP	SECTOR 1	SECTOR 2	LAP TIME	MPH	DIFF	TIME OF DAY
1 -		48.620	2:33.291	69.72	6.361	14:16:35.905
2 -	1:39.283	47.779	2:27.062 (2)	72.67	0.132	14:19:02.967
3 -	1:38.615	48.315	2:26.930 (1)	72.74		14:21:29.897
4 -	1:40.161	49.995	2:30.156	71.17	3.226	14:24:00.053
5 -	1:40.201	48.549	2:28.750 (3)	71.85	1.820	14:26:28.803

P4 96		Christopher KENT		MZ -		
IDEAL LAP TIME : 2:28.049		BEST LAP TIME : 2:28.663		DIFFERENCE : 0.614		
LAP	SECTOR 1	SECTOR 2	LAP TIME	MPH	DIFF	TIME OF DAY
1 -		49.038	2:33.349 (3)	69.69	4.686	14:16:35.963
2 -	1:40.264	48.553	2:28.817 (2)	71.82	0.154	14:19:04.780
3 -	1:39.496	49.167	2:28.663 (1)	71.89		14:21:33.443
4 -	1:43.754	50.891	2:34.645	69.11	5.982	14:24:08.088
5 -	1:45.024	50.839	2:35.863	68.57	7.200	14:26:43.951

P5 8		Peter MANNERING		MZ - Mbc dispatch		
IDEAL LAP TIME : 2:31.169		BEST LAP TIME : 2:31.427		DIFFERENCE : 0.258		
LAP	SECTOR 1	SECTOR 2	LAP TIME	MPH	DIFF	TIME OF DAY
1 -		49.592	2:35.820	68.59	4.393	14:16:38.434
2 -	1:41.577	49.850	2:31.427 (1)	70.58		14:19:09.861
3 -	1:41.592	50.596	2:32.188 (2)	70.22	0.761	14:21:42.049
4 -	1:42.614	51.470	2:34.084 (3)	69.36	2.657	14:24:16.133
5 -	1:43.549	50.812	2:34.361	69.24	2.934	14:26:50.494

P6 2		Lee HARDY		MZ - Amy & Eric Hardy		
IDEAL LAP TIME : 2:31.237		BEST LAP TIME : 2:31.390		DIFFERENCE : 0.153		
LAP	SECTOR 1	SECTOR 2	LAP TIME	MPH	DIFF	TIME OF DAY
1 -		51.482	2:39.795	66.88	8.405	14:16:42.409
2 -	1:44.435	50.339	2:34.774	69.05	3.384	14:19:17.183
3 -	1:42.163	51.606	2:33.769 (3)	69.50	2.379	14:21:50.952
4 -	1:41.788	49.743	2:31.531 (2)	70.53	0.141	14:24:22.483
5 -	1:41.494	49.896	2:31.390 (1)	70.59		14:26:53.873

P7 36		Joe BALDRY		MZ -		
IDEAL LAP TIME : 2:31.398		BEST LAP TIME : 2:31.411		DIFFERENCE : 0.013		
LAP	SECTOR 1	SECTOR 2	LAP TIME	MPH	DIFF	TIME OF DAY
1 -		51.482	2:39.795	66.88	8.405	14:16:42.409
2 -	1:44.435	50.339	2:34.774	69.05	3.384	14:19:17.183
3 -	1:42.163	51.606	2:33.769 (3)	69.50	2.379	14:21:50.952
4 -	1:41.788	49.743	2:31.531 (2)	70.53	0.141	14:24:22.483
5 -	1:41.494	49.896	2:31.390 (1)	70.59		14:26:53.873

Weather / Track : Cloudy / Dry

Snetterton 300
Circuit Length = 2.9689 miles
Start: 14:14 Flag 14:26 End: 14:29

BMCRC - MRO Championships 2015 - Rnd 2 @ Snetterton 300

Freshdrop BMZRC 250 MZ

RACE 11 - SECTOR ANALYSIS

SECTOR 1 = FL to I1, SECTOR 2 = I1 to I2, SECTOR 3 = I2 to FL, DIFF = Difference To Personal Best Lap

1 -		50.750		2:40.925	66.41	9.514	14:16:43.539
2 -	1:43.953	50.270		2:34.223	69.30	2.812	14:19:17.762
3 -	1:41.414	49.997		2:31.411 (1)	70.58		14:21:49.173
4 -	1:41.536	50.858		2:32.394 (2)	70.13	0.983	14:24:21.567
5 -	1:42.888	49.984		2:32.872 (3)	69.91	1.461	14:26:54.439

P8 85 Andrew WALES		MZ - Illuminated Design LTD					
IDEAL LAP TIME : 2:32.150		BEST LAP TIME : 2:32.173		DIFFERENCE : 0.023			
LAP	SECTOR 1	SECTOR 2	LAP TIME	MPH	DIFF	TIME OF DAY	
1 -		50.472	2:39.982	66.80	7.809	14:16:42.596	
2 -	1:43.852	49.549	2:33.401 (3)	69.67	1.228	14:19:15.997	
3 -	1:43.904	50.615	2:34.519	69.17	2.346	14:21:50.516	
4 -	1:42.663	50.101	2:32.764 (2)	69.96	0.591	14:24:23.280	
5 -	1:42.601	49.572	2:32.173 (1)	70.23		14:26:55.453	

P9 33 Greg WRIGHT		MZ - Neos-IT					
IDEAL LAP TIME : 2:32.494		BEST LAP TIME : 2:32.494		DIFFERENCE : 0.000			
LAP	SECTOR 1	SECTOR 2	LAP TIME	MPH	DIFF	TIME OF DAY	
1 -		50.438	2:40.375	66.64	7.881	14:16:42.989	
2 -	1:42.639	49.855	2:32.494 (1)	70.08		14:19:15.483	
3 -	1:43.893	50.522	2:34.415 (3)	69.21	1.921	14:21:49.898	
4 -	1:43.639	50.000	2:33.639 (2)	69.56	1.145	14:24:23.537	
5 -	1:44.562	52.350	2:36.912	68.11	4.418	14:27:00.449	

P10 22 Simon FINCH		MZ - The Bayard Partnership, ASK Plumbing & Heating					
IDEAL LAP TIME : 2:33.772		BEST LAP TIME : 2:34.422		DIFFERENCE : 0.650			
LAP	SECTOR 1	SECTOR 2	LAP TIME	MPH	DIFF	TIME OF DAY	
1 -		51.086	2:47.983	63.62	13.561	14:16:50.597	
2 -	1:43.809	51.204	2:35.013 (3)	68.94	0.591	14:19:25.610	
3 -	1:45.450	50.688	2:36.138	68.45	1.716	14:22:01.748	
4 -	1:43.952	50.470	2:34.422 (1)	69.21		14:24:36.170	
5 -	1:43.302	51.403	2:34.705 (2)	69.08	0.283	14:27:10.875	

P11 18 Barry GREEN		MZ -					
IDEAL LAP TIME : 2:35.636		BEST LAP TIME : 2:35.636		DIFFERENCE : 0.000			
LAP	SECTOR 1	SECTOR 2	LAP TIME	MPH	DIFF	TIME OF DAY	
1 -		52.426	2:44.323	65.04	8.687	14:16:46.937	
2 -	1:44.496	51.140	2:35.636 (1)	68.67		14:19:22.573	
3 -	1:45.319	51.804	2:37.123 (2)	68.02	1.487	14:21:59.696	
4 -	1:46.141	51.973	2:38.114 (3)	67.59	2.478	14:24:37.810	
5 -	1:46.110	52.374	2:38.484	67.43	2.848	14:27:16.294	

P12 58 Des DAVIES		MZ - Lozz & Soss					
IDEAL LAP TIME : 2:37.132		BEST LAP TIME : 2:37.218		DIFFERENCE : 0.086			
LAP	SECTOR 1	SECTOR 2	LAP TIME	MPH	DIFF	TIME OF DAY	
1 -		52.336	2:44.022	65.16	6.804	14:16:46.636	
2 -	1:46.321	52.259	2:38.580 (3)	67.39	1.362	14:19:25.216	
3 -	1:45.829	52.393	2:38.222 (2)	67.55	1.004	14:22:03.438	
4 -	1:44.873	52.345	2:37.218 (1)	67.98		14:24:40.656	
5 -	1:45.799	53.298	2:39.097	67.17	1.879	14:27:19.753	

P13 11 Ian SLAUGHTER		MZ -					
IDEAL LAP TIME : 2:34.575		BEST LAP TIME : 2:34.575		DIFFERENCE : 0.000			
LAP	SECTOR 1	SECTOR 2	LAP TIME	MPH	DIFF	TIME OF DAY	
1 -		51.657	2:47.381	63.85	12.806	14:16:49.995	
2 -	1:47.531	51.591	2:39.122	67.16	4.547	14:19:29.117	
3 -	1:46.043	52.614	2:38.657 (3)	67.36	4.082	14:22:07.774	
4 -	1:46.598	51.977	2:38.575 (2)	67.40	4.000	14:24:46.349	

Weather / Track : Cloudy / Dry

Snetterton 300
Circuit Length = 2.9689 miles
Start: 14:14 Flag 14:26 End: 14:29

BMCRC - MRO Championships 2015 - Rnd 2 @ Snetterton 300

Freshdrop BMZRC 250 MZ

RACE 11 - SECTOR ANALYSIS

SECTOR 1 = FL to I1, SECTOR 2 = I1 to I2, SECTOR 3 = I2 to FL, DIFF = Difference To Personal Best Lap

5 - **1:43.917** **50.658** **2:34.575 (1)** **69.14** **14:27:20.924**

P14 6 Jerry FROST		MZ -				
IDEAL LAP TIME : 2:36.261		BEST LAP TIME : 2:36.261		DIFFERENCE : 0.000		
LAP	SECTOR 1	SECTOR 2	LAP TIME	MPH	DIFF	TIME OF DAY
1 -		53.044	2:48.842	63.30	12.581	14:16:51.456
2 -	1:46.713	52.016	2:38.729	67.33	2.468	14:19:30.185
3 -	1:45.701	51.998	2:37.699 (2)	67.77	1.438	14:22:07.884
4 -	1:46.295	52.050	2:38.345 (3)	67.49	2.084	14:24:46.229
5 -	1:44.738	51.523	2:36.261 (1)	68.39		14:27:22.490

P15 20 R Christopher WATSON		MZ - Expert Locksmiths Medway				
IDEAL LAP TIME : 2:39.665		BEST LAP TIME : 2:39.698		DIFFERENCE : 0.033		
LAP	SECTOR 1	SECTOR 2	LAP TIME	MPH	DIFF	TIME OF DAY
1 -		54.342	2:51.911	62.17	12.213	14:16:54.525
2 -	1:47.268	53.468	2:40.736 (3)	66.49	1.038	14:19:35.261
3 -	1:47.431	53.354	2:40.785	66.47	1.087	14:22:16.046
4 -	1:47.138	52.903	2:40.041 (2)	66.78	0.343	14:24:56.087
5 -	1:47.171	52.527	2:39.698 (1)	66.92		14:27:35.785

P16 66 Mark VINCENT		MZ - Putoline				
IDEAL LAP TIME : 2:39.185		BEST LAP TIME : 2:39.290		DIFFERENCE : 0.105		
LAP	SECTOR 1	SECTOR 2	LAP TIME	MPH	DIFF	TIME OF DAY
1 -		52.791	2:50.327	62.75	11.037	14:16:52.941
2 -	1:46.394	52.896	2:39.290 (1)	67.09		14:19:32.231
3 -	1:48.343	53.306	2:41.649 (3)	66.11	2.359	14:22:13.880
4 -	1:48.424	52.867	2:41.291 (2)	66.26	2.001	14:24:55.171
5 -	1:48.236	54.121	2:42.357	65.83	3.067	14:27:37.528

P17 9 Gary HOWLETT		MZ - HS Racing				
IDEAL LAP TIME : 2:39.632		BEST LAP TIME : 2:39.632		DIFFERENCE : 0.000		
LAP	SECTOR 1	SECTOR 2	LAP TIME	MPH	DIFF	TIME OF DAY
1 -		54.864	2:54.064	61.40	14.432	14:16:56.678
2 -	1:48.161	53.410	2:41.571 (3)	66.15	1.939	14:19:38.249
3 -	1:48.553	53.429	2:41.982	65.98	2.350	14:22:20.231
4 -	1:48.576	52.977	2:41.553 (2)	66.15	1.921	14:25:01.784
5 -	1:46.677	52.955	2:39.632 (1)	66.95		14:27:41.416

P18 65 R Konrad BREESE		MZ - @breese2you				
IDEAL LAP TIME : 2:41.048		BEST LAP TIME : 2:41.048		DIFFERENCE : 0.000		
LAP	SECTOR 1	SECTOR 2	LAP TIME	MPH	DIFF	TIME OF DAY
1 -		55.357	2:55.073	61.04	14.025	14:16:57.687
2 -	1:47.940	53.108	2:41.048 (1)	66.36		14:19:38.735
3 -	1:50.507	53.236	2:43.743	65.27	2.695	14:22:22.478
4 -	1:48.746	53.868	2:42.614 (3)	65.72	1.566	14:25:05.092
5 -	1:49.205	53.365	2:42.570 (2)	65.74	1.522	14:27:47.662

P19 47 Richard FAYERS		MZ -				
IDEAL LAP TIME : 2:42.102		BEST LAP TIME : 2:42.354		DIFFERENCE : 0.252		
LAP	SECTOR 1	SECTOR 2	LAP TIME	MPH	DIFF	TIME OF DAY
1 -		55.200	2:53.672	61.54	11.318	14:16:56.286
2 -	1:49.093	54.041	2:43.134 (3)	65.51	0.780	14:19:39.420
3 -	1:48.791	53.590	2:42.381 (2)	65.82	0.027	14:22:21.801
4 -	1:49.043	53.311	2:42.354 (1)	65.83		14:25:04.155
5 -	1:49.639	54.626	2:44.265	65.06	1.911	14:27:48.420

Weather / Track : Cloudy / Dry

Snetterton 300
Circuit Length = 2.9689 miles
Start: 14:14 Flag 14:26 End: 14:29

BMCRC - MRO Championships 2015 - Rnd 2 @ Snetterton 300

Freshdrop BMZRC 250 MZ

RACE 11 - SECTOR ANALYSIS

SECTOR 1 = FL to I1, SECTOR 2 = I1 to I2, SECTOR 3 = I2 to FL, DIFF = Difference To Personal Best Lap

P20		3		Max MAUD		MZ -	
IDEAL LAP TIME : 2:40.778		BEST LAP TIME : 2:41.073		DIFFERENCE : 0.295			
LAP	SECTOR 1	SECTOR 2	LAP TIME	MPH	DIFF	TIME OF DAY	
1 -		53.743	2:57.488	60.21	16.415	14:17:00.102	
2 -	1:47.035	54.038	2:41.073 (1)	66.35		14:19:41.175	
3 -	1:48.136	54.431	2:42.567 (3)	65.74	1.494	14:22:23.742	
4 -	1:47.514	55.961	2:43.475	65.38	2.402	14:25:07.217	
5 -	1:47.457	54.123	2:41.580 (2)	66.14	0.507	14:27:48.797	

P21		60		Jack YOUNGE		MZ -	
IDEAL LAP TIME : 2:42.721		BEST LAP TIME : 2:42.721		DIFFERENCE : 0.000			
LAP	SECTOR 1	SECTOR 2	LAP TIME	MPH	DIFF	TIME OF DAY	
1 -		55.345	2:54.714	61.17	11.993	14:16:57.328	
2 -	1:49.414	53.307	2:42.721 (1)	65.68		14:19:40.049	
3 -	1:54.055	55.460	2:49.515	63.05	6.794	14:22:29.564	
4 -	1:53.187	54.358	2:47.545 (3)	63.79	4.824	14:25:17.109	
5 -	1:51.727	53.678	2:45.405 (2)	64.61	2.684	14:28:02.514	

P22		48 R		Paul CANHAM		MZ -	
IDEAL LAP TIME : 2:46.151		BEST LAP TIME : 2:46.501		DIFFERENCE : 0.350			
LAP	SECTOR 1	SECTOR 2	LAP TIME	MPH	DIFF	TIME OF DAY	
1 -		55.613	2:56.345	60.60	9.844	14:16:58.959	
2 -	1:50.770	55.731	2:46.501 (1)	64.19		14:19:45.460	
3 -	1:51.334	55.481	2:46.815 (2)	64.07	0.314	14:22:32.275	
4 -	1:52.638	55.381	2:48.019 (3)	63.61	1.518	14:25:20.294	
5 -	1:54.044	55.614	2:49.658	62.99	3.157	14:28:09.952	

P23		79 R		Graham TOWLER		MZ -	
IDEAL LAP TIME : 2:47.399		BEST LAP TIME : 2:47.399		DIFFERENCE : 0.000			
LAP	SECTOR 1	SECTOR 2	LAP TIME	MPH	DIFF	TIME OF DAY	
1 -		56.789	2:58.822	59.76	11.423	14:17:01.436	
2 -	1:53.997	57.729	2:51.726 (3)	62.23	4.327	14:19:53.162	
3 -	1:56.521	56.300	2:52.821	61.84	5.422	14:22:45.983	
4 -	1:53.300	55.514	2:48.814 (2)	63.31	1.415	14:25:34.797	
5 -	1:52.444	54.955	2:47.399 (1)	63.84		14:28:22.196	

P24		51 R		Duane SUTCH		MZ -	
IDEAL LAP TIME : 2:56.594		BEST LAP TIME : 2:57.656		DIFFERENCE : 1.062			
LAP	SECTOR 1	SECTOR 2	LAP TIME	MPH	DIFF	TIME OF DAY	
1 -		59.984	3:11.787	55.72	14.131	14:17:14.401	
2 -	2:02.651	1:00.115	3:02.766	58.47	5.110	14:20:17.167	
3 -	1:58.637	59.538	2:58.175 (2)	59.98	0.519	14:23:15.342	
4 -	1:58.677	1:00.873	2:59.550 (3)	59.52	1.894	14:26:14.892	
5 -	1:59.699	57.957	2:57.656 (1)	60.16		14:29:12.548	

P25		53 R		Stephen HAMER		MZ -	
IDEAL LAP TIME : 2:55.243		BEST LAP TIME : 2:57.637		DIFFERENCE : 2.394			
LAP	SECTOR 1	SECTOR 2	LAP TIME	MPH	DIFF	TIME OF DAY	
1 -		57.088	3:02.515 (3)	58.55	4.878	14:17:05.129	
2 -	1:58.736	1:00.315	2:59.051 (2)	59.69	1.414	14:20:04.180	
3 -	2:03.342	1:01.794	3:05.136	57.73	7.499	14:23:09.316	
4 -	2:04.283	1:01.857	3:06.140	57.41	8.503	14:26:15.456	
5 -	1:58.155	59.482	2:57.637 (1)	60.16		14:29:13.093	

P26		30		Malcolm HOWELL		MZ -	
IDEAL LAP TIME : 3:02.580		BEST LAP TIME : 3:03.532		DIFFERENCE : 0.952			
LAP	SECTOR 1	SECTOR 2	LAP TIME	MPH	DIFF	TIME OF DAY	
1 -							
2 -							
3 -							
4 -							
5 -							

Weather / Track : Cloudy / Dry

Snetterton 300
 Circuit Length = 2.9689 miles
 Start: 14:14 Flag 14:26 End: 14:29

BMCRC - MRO Championships 2015 - Rnd 2 @ Snetterton 300

Freshdrop BMZRC 250 MZ

RACE 11 - SECTOR ANALYSIS

SECTOR 1 = FL to I1, SECTOR 2 = I1 to I2, SECTOR 3 = I2 to FL, DIFF = Difference To Personal Best Lap

1 -		1:01.516	3:16.773	54.31	13.241	14:17:19.387
2 -	2:01.953	1:01.579	3:03.532 (1)	58.23		14:20:22.919
3 -	2:03.398	1:00.627	3:04.025 (2)	58.07	0.493	14:23:26.944
4 -	2:03.777	1:00.878	3:04.655 (3)	57.88	1.123	14:26:31.599

P27 94 R Robert DAVIE	MZ -					
IDEAL LAP TIME : 3:05.750	BEST LAP TIME : 3:05.750	DIFFERENCE : 0.000				
LAP	SECTOR 1	SECTOR 2	LAP TIME	MPH	DIFF	TIME OF DAY
1 -		1:01.603	3:15.867	54.56	10.117	14:17:18.481
2 -	2:07.334	1:04.704	3:12.038 (3)	55.65	6.288	14:20:30.519
3 -	2:04.339	1:01.901	3:06.240 (2)	57.38	0.490	14:23:36.759
4 -	2:04.333	1:01.417	3:05.750 (1)	57.54		14:26:42.509

P28 88 R Phoebe STOCKFORD	MZ -					
IDEAL LAP TIME : 3:12.682	BEST LAP TIME : 3:12.682	DIFFERENCE : 0.000				
LAP	SECTOR 1	SECTOR 2	LAP TIME	MPH	DIFF	TIME OF DAY
1 -		1:03.846	3:28.723	51.20	16.041	14:17:31.337
2 -	2:08.840	1:03.842	3:12.682 (1)	55.47		14:20:44.019
3 -	2:10.104	1:05.429	3:15.533 (2)	54.66	2.851	14:23:59.552
4 -	2:15.764	1:05.527	3:21.291 (3)	53.09	8.609	14:27:20.843

P29 44 R Robert DESSOY	MZ -					
IDEAL LAP TIME : 2:38.986	BEST LAP TIME : 2:39.191	DIFFERENCE : 0.205				
LAP	SECTOR 1	SECTOR 2	LAP TIME	MPH	DIFF	TIME OF DAY
1 -		53.135	2:46.797 (3)	64.07	7.606	14:16:49.411
2 -	1:47.330	53.024	2:40.354 (2)	66.65	1.163	14:19:29.765
3 -	1:45.962	53.229	2:39.191 (1)	67.13		14:22:08.956

P30 62 R Nicholas BETTRIDGE	MZ -					
IDEAL LAP TIME : 2:50.677	BEST LAP TIME : 2:51.206	DIFFERENCE : 0.529				
LAP	SECTOR 1	SECTOR 2	LAP TIME	MPH	DIFF	TIME OF DAY
1 -		56.607	3:00.577 (2)	59.18	9.371	14:17:03.191
2 -	1:54.070	57.136	2:51.206 (1)	62.42		14:19:54.397

BMCRC - MRO Championships 2015 - Rnd 2 @ Snetterton 300

Freshdrop BMZRC 250 MZ

RACE 11 - BEST SECTORS

SECTOR 1			SECTOR 2			IDEAL / BEST COMPARISON						
POS	NO	NAME	TIME	NO	NAME	TIME	POS	NO	NAME	IDEAL	BEST	DIFF
									PERFECT LAP	2:26.222		
1	75	WOODALL	1:38.615	95	ROGERS	47.607	1	75	WOODALL	2:26.394	2:26.930	0.536
2	95	ROGERS	1:39.215	82	TAYLOR	47.650	2	95	ROGERS	2:26.822	2:26.873	0.051
3	96	KENT	1:39.496	75	WOODALL	47.779	3	82	TAYLOR	2:27.206	2:27.271	0.065
4	82	TAYLOR	1:39.556	96	KENT	48.553	4	96	KENT	2:28.049	2:28.663	0.614
5	36	BALDRY	1:41.414	85	WALES	49.549	5	8	MANNERING	2:31.169	2:31.427	0.258
6	2	HARDY	1:41.494	8	MANNERING	49.592	6	2	HARDY	2:31.237	2:31.390	0.153
7	8	MANNERING	1:41.577	2	HARDY	49.743	7	36	BALDRY	2:31.398	2:31.411	0.013
8	85	WALES	1:42.601	33	WRIGHT	49.855	8	85	WALES	2:32.150	2:32.173	0.023
9	33	WRIGHT	1:42.639	36	BALDRY	49.984	9	33	WRIGHT	2:32.494	2:32.494	0.000
10	22	FINCH	1:43.302	22	FINCH	50.470	10	22	FINCH	2:33.772	2:34.422	0.650
11	11	SLAUGHTER	1:43.917	11	SLAUGHTER	50.658	11	11	SLAUGHTER	2:34.575	2:34.575	0.000
12	18	GREEN	1:44.496	18	GREEN	51.140	12	18	GREEN	2:35.636	2:35.636	0.000
13	6	FROST	1:44.738	6	FROST	51.523	13	6	FROST	2:36.261	2:36.261	0.000
14	58	DAVIES	1:44.873	58	DAVIES	52.259	14	58	DAVIES	2:37.132	2:37.218	0.086
15	44	DESSOY	1:45.962	20	WATSON	52.527	15	44	DESSOY	2:38.986	2:39.191	0.205
16	66	VINCENT	1:46.394	66	VINCENT	52.791	16	66	VINCENT	2:39.185	2:39.290	0.105
17	9	HOWLETT	1:46.677	9	HOWLETT	52.955	17	9	HOWLETT	2:39.632	2:39.632	0.000
18	3	MAUD	1:47.035	44	DESSOY	53.024	18	20	WATSON	2:39.665	2:39.698	0.033
19	20	WATSON	1:47.138	65	BREESE	53.108	19	3	MAUD	2:40.778	2:41.073	0.295
20	65	BREESE	1:47.940	60	YOUNGE	53.307	20	65	BREESE	2:41.048	2:41.048	0.000
21	47	FAYERS	1:48.791	47	FAYERS	53.311	21	47	FAYERS	2:42.102	2:42.354	0.252
22	60	YOUNGE	1:49.414	3	MAUD	53.743	22	60	YOUNGE	2:42.721	2:42.721	0.000
23	48	CANHAM	1:50.770	79	TOWLER	54.955	23	48	CANHAM	2:46.151	2:46.501	0.350
24	79	TOWLER	1:52.444	48	CANHAM	55.381	24	79	TOWLER	2:47.399	2:47.399	0.000
25	62	BETTRIDGE	1:54.070	62	BETTRIDGE	56.607	25	62	BETTRIDGE	2:50.677	2:51.206	0.529
26	53	HAMER	1:58.155	53	HAMER	57.088	26	53	HAMER	2:55.243	2:57.637	2.394
27	51	SUTCH	1:58.637	51	SUTCH	57.957	27	51	SUTCH	2:56.594	2:57.656	1.062
28	30	HOWELL	2:01.953	30	HOWELL	1:00.627	28	30	HOWELL	3:02.580	3:03.532	0.952
29	94	DAVIE	2:04.333	94	DAVIE	1:01.417	29	94	DAVIE	3:05.750	3:05.750	0.000
30	88	STOCKFORD	2:08.840	88	STOCKFORD	1:03.842	30	88	STOCKFORD	3:12.682	3:12.682	0.000
31												
32												
33												

Weather / Track : Cloudy / Dry

Results can be found at www.tsl-timing.com

Snetterton 300

Circuit Length = 2.9689 miles

Start: 14:14 Flag 14:26 End: 14:29

Printed - 14:30 Sunday, 26 April 2015


BMCRC - MRO Championships 2015 - Rnd 2 @ Snetterton 300

Freshdrop BMZRC 250 MZ

RACE 22 - GRID (5 Laps)

ROW 11	33	7 David PATERSON	32	55 Archy ARGO	31	125 Ben MILES
ROW 10	30	62 Nicholas BETTRIDGE	29	44 Robert DESSOY	28	88 Phoebe STOCKFORD
ROW 9	27	94 Robert DAVIE	26	30 Malcolm HOWELL	25	53 Stephen HAMER
ROW 8	24	51 Duane SUTCH	23	79 Graham TOWLER	22	48 Paul CANHAM
ROW 7	21	60 Jack YOUNGE	20	3 Max MAUD	19	47 Richard FAYERS
ROW 6	18	65 Konrad BREESE	17	9 Gary HOWLETT	16	66 Mark VINCENT
ROW 5	15	20 Christopher WATSON	14	6 Jerry FROST	13	11 Ian SLAUGHTER
ROW 4	12	58 Des DAVIES	11	18 Barry GREEN	10	22 Simon FINCH
ROW 3	9	33 Greg WRIGHT	8	85 Andrew WALES	7	36 Joe BALDRY
ROW 2	6	2 Lee HARDY	5	8 Peter MANNERING	4	96 Christopher KENT
ROW 1	3	75 Peter WOODALL	2	95 Christopher ROGERS	1	82 Mark TAYLOR

Pole



Snetterton 300
Circuit Length = 2.9689 miles

These results are provisional until the conclusion of any judicial and technical matters.

Clerk Of Course :	Timekeeper :
-------------------	--------------

Results can be found at www.tsl-timing.com

Printed - 14:31 Sunday, 26 April 2015



BMCRC - MRO Championships 2015 - Rnd 2 @ Snetterton 300

Freshdrop BMZRC 250 MZ

RACE 22 - CLASSIFICATION

POS	NO	CL	PIC NAME	ENTRY	LAPS	TIME	GAP	DIFF	MPH	BEST	ON
1	82		1 Mark TAYLOR	MZ - B K Nolte Contracts Ltd	5	12:17.073			72.50	2:24.656	4
2	95		2 Christopher ROGERS	MZ -	5	12:17.382	0.309	0.309	72.47	2:25.254	4
3	75		3 Peter WOODALL	MZ - Core Projects Ltd	5	12:20.111	3.038	2.729	72.20	2:25.391	3
4	96		4 Christopher KENT	MZ -	5	12:22.253	5.180	2.142	71.99	2:26.000	3
5	36		5 Joe BALDRY	MZ -	5	12:45.630	28.557	23.377	69.79	2:30.509	4
6	85		6 Andrew WALES	MZ - Illuminated Design LTD	5	12:48.151	31.078	2.521	69.57	2:31.275	4
7	2		7 Lee HARDY	MZ - Amy & Eric Hardy	5	12:49.930	32.857	1.779	69.40	2:30.367	5
8	8		8 Peter MANNERING	MZ - Mbc dispatch	5	12:50.110	33.037	0.180	69.39	2:31.840	2
9	33		9 Greg WRIGHT	MZ - Neos-IT	5	12:50.424	33.351	0.314	69.36	2:31.603	5
10	22		10 Simon FINCH	MZ - The Bayard Partnership, ASK Plumbing & Hex	5	12:54.805	37.732	4.381	68.97	2:30.696	4
11	18		11 Barry GREEN	MZ -	5	13:08.891	51.818	14.086	67.74	2:35.170	2
12	58		12 Des DAVIES	MZ - Lozz & Soss	5	13:23.864	1:06.791	14.973	66.47	2:38.861	5
13	11		13 Ian SLAUGHTER	MZ -	5	13:27.518	1:10.445	3.654	66.17	2:34.997	5
14	66		14 Mark VINCENT	MZ - Putoline	5	13:28.050	1:10.977	0.532	66.13	2:38.638	2
15	9		15 Gary HOWLETT	MZ - HS Racing	5	13:29.457	1:12.384	1.407	66.01	2:37.808	5
16	44	R	1 Robert DESSOY	MZ -	5	13:32.104	1:15.031	2.647	65.80	2:38.075	5
17	47		16 Richard FAYERS	MZ -	5	13:35.468	1:18.395	3.364	65.53	2:38.352	5
18	20	R	2 Christopher WATSON	MZ - Expert Locksmiths Medway	5	13:35.685	1:18.612	0.217	65.51	2:38.234	5
19	3		17 Max MAUD	MZ -	5	13:39.979	1:22.906	4.294	65.17	2:40.626	5
20	65	R	3 Konrad BREESE	MZ - @breese2you	5	13:52.129	1:35.056	12.150	64.22	2:43.285	3
21	51	R	4 Duane SUTCH	MZ -	5	14:33.806	2:16.733	41.677	61.15	2:49.433	5
22	62	R	5 Nicholas BETTRIDGE	MZ -	5	14:34.170	2:17.097	0.364	61.13	2:50.614	5
23	53	R	6 Stephen HAMER	MZ -	5	15:00.451	2:43.378	26.281	59.34	2:57.308	2
24	30		18 Malcolm HOWELL	MZ -	5	15:09.657	2:52.584	9.206	58.74	2:59.924	3
25	88	R	7 Phoebe STOCKFORD	MZ -	4	12:22.107	1 Lap	1 Lap	57.60	2:59.120	4
26	55	R	8 Archy ARGO	MZ - BC Racing	4	12:24.004	1 Lap	1.897	57.46	3:01.884	4
27	94	R	9 Robert DAVIE	MZ -	4	12:40.702	1 Lap	16.698	56.20	3:06.932	2

NOT CLASSIFIED

DNF	48	R	Paul CANHAM	MZ -	3	8:36.920	2 Laps	1 Lap	62.02	2:49.525	2
DNF	79	R	Graham TOWLER	MZ -	0						

FASTEST LAP

	82		Mark TAYLOR	MZ - B K Nolte Contracts Ltd	4	2:24.656		73.88 mph		118.90 kph	
	44	R	Robert DESSOY	MZ -	5	2:38.075		67.61 mph		108.81 kph	

Class - 90% of Race Speed = 65.25 mph
Class R - 90% of Race Speed = 59.22 mph

Snetterton 300
Circuit Length = 2.9689 miles
Start: 17:39 Flag 17:52 End: 17:55

Weather / Track : Cloudy / Dry

These results are provisional until the conclusion of any judicial and technical matters.

Clerk Of Course :	Timekeeper :
-------------------	--------------

Results can be found at www.tsl-timing.com

Printed - 17:55 Sunday, 26 April 2015



BMCRC - MRO Championships 2015 - Rnd 2 @ Snetterton 300

Freshdrop BMZRC 250 MZ

RACE 22 - LAP CHART

LAP 1 @ 17:42:24.539			LAP 2 @ 17:44:51.281			LAP 3 @ 17:47:17.246			LAP 4 @ 17:49:42.500			LAP 5 @ 17:52:09.311		
NO	BEHIND	LAP TIME	NO	BEHIND	LAP TIME	NO	BEHIND	LAP TIME	NO	BEHIND	LAP TIME	NO	BEHIND	LAP TIME
95		2:32.301	95		2:26.742	95		2:25.965	95		2:25.254	82		2:25.887
82	0.360	2:32.661	82	0.528	2:26.910	75	0.959	2:25.391	82	0.924	2:24.656	95	0.309	2:27.120
96	0.811	2:33.112	75	1.533	2:26.165	82	1.522	2:26.959	75	2.813	2:27.108	75	3.038	2:27.036
75	2.110	2:34.411	96	1.856	2:27.787	96	1.891	2:26.000	96	2.846	2:26.209	88	1 Lap	2:59.120
8	5.072	2:37.373	8	10.170	2:31.840	8	16.522	2:32.317	36	21.864	2:30.509	96	5.180	2:29.145
36	5.809	2:38.110	36	10.794	2:31.727	36	16.609	2:31.780	8	25.813	2:34.545	55	1 Lap	3:01.884
85	7.497	2:39.798	85	13.761	2:33.006	85	20.297	2:32.501	85	26.318	2:31.275	94	1 Lap	3:07.728
33	7.528	2:39.829	33	13.806	2:33.020	33	20.589	2:32.748	33	28.559	2:33.224	36	28.557	2:33.504
22	8.635	2:40.936	22	16.846	2:34.953	2	23.679	2:32.651	2	29.301	2:30.876	85	31.078	2:31.571
2	10.839	2:43.140	2	16.993	2:32.896	22	24.046	2:33.165	22	29.488	2:30.696	2	32.857	2:30.367
18	11.650	2:43.951	18	20.078	2:35.170	18	30.392	2:36.279	18	41.756	2:36.618	8	33.037	2:34.035
11	11.985	2:44.286	66	24.509	2:38.638	66	40.309	2:41.765	58	54.741	2:38.985	33	33.351	2:31.603
66	12.613	2:44.914	58	27.744	2:40.145	58	41.010	2:39.231	66	56.561	2:41.506	22	37.732	2:35.055
58	14.341	2:46.642	9	30.204	2:41.362	9	45.708	2:41.469	9	1:01.387	2:40.933	18	51.818	2:36.873
9	15.584	2:47.885	47	35.576	2:43.108	44	50.419	2:40.372	11	1:02.259	2:36.978	58	1:06.791	2:38.861
47	19.210	2:51.511	11	35.949	2:50.706	11	50.535	2:40.551	44	1:03.767	2:38.602	11	1:10.445	2:34.997
20	19.425	2:51.726	44	36.012	2:43.313	47	51.432	2:41.821	47	1:06.854	2:40.676	66	1:10.977	2:41.227
44	19.441	2:51.742	20	36.294	2:43.611	20	52.791	2:42.462	20	1:07.189	2:39.652	9	1:12.384	2:37.808
3	21.077	2:53.378	3	36.797	2:42.462	3	53.480	2:42.648	3	1:09.091	2:40.865	44	1:15.031	2:38.075
65	23.874	2:56.175	65	41.145	2:44.013	65	58.465	2:43.285	65	1:17.795	2:44.584	47	1:18.395	2:38.352
48	24.464	2:56.765	48	47.247	2:49.525	48	1:11.912	2:50.630	62	1:53.294	2:52.996	20	1:18.612	2:38.234
62	28.670	3:00.971	62	56.461	2:54.533	62	1:25.552	2:55.056	51	1:54.111	2:53.383	3	1:22.906	2:40.626
53	29.087	3:01.388	51	59.304	2:54.909	51	1:25.982	2:52.643	53	2:09.654	3:02.178	65	1:35.056	2:44.072
51	31.137	3:03.438	53	59.653	2:57.308	53	1:32.730	2:59.042	30	2:17.886	3:00.770	51	2:16.733	2:49.433
30	34.867	3:07.168	30	1:08.411	3:00.286	30	1:42.370	2:59.924				62	2:17.097	2:50.614
55	40.753	3:13.054	55	1:20.191	3:06.180	55	1:57.112	3:02.886				53	2:43.378	3:00.535
88	43.175	3:15.476	88	1:21.039	3:04.606	88	1:57.979	3:02.905				30	2:52.584	3:01.509
94	46.757	3:19.058	94	1:26.947	3:06.932	94	2:07.966	3:06.984						

Weather / Track : Cloudy / Dry

Snetterton 300

Circuit Length = 2.9689 miles

Start: 17:39 Flag 17:52 End: 17:55

Results can be found at www.tsl-timing.com

Printed - 17:56 Sunday, 26 April 2015

BMCRC - MRO Championships 2015 - Rnd 2 @ Snetterton 300

Freshdrop BMZRC 250 MZ

RACE 22 - SECTOR ANALYSIS

SECTOR 1 = FL to I1, SECTOR 2 = I1 to I2, SECTOR 3 = I2 to FL, DIFF = Difference To Personal Best Lap

P1 82		Mark TAYLOR		MZ - B K Nolte Contracts Ltd		
IDEAL LAP TIME : 2:24.656		BEST LAP TIME : 2:24.656		DIFFERENCE : 0.000		
LAP	SECTOR 1	SECTOR 2	LAP TIME	MPH	DIFF	TIME OF DAY
1 -		48.753	2:32.661	70.01	8.005	17:42:24.899
2 -	1:39.028	47.882	2:26.910 (3)	72.75	2.254	17:44:51.809
3 -	1:39.238	47.721	2:26.959	72.72	2.303	17:47:18.768
4 -	1:37.400	47.256	2:24.656 (1)	73.88		17:49:43.424
5 -	1:38.250	47.637	2:25.887 (2)	73.26	1.231	17:52:09.311

P2 95		Christopher ROGERS		MZ -		
IDEAL LAP TIME : 2:25.143		BEST LAP TIME : 2:25.254		DIFFERENCE : 0.111		
LAP	SECTOR 1	SECTOR 2	LAP TIME	MPH	DIFF	TIME OF DAY
1 -		48.226	2:32.301	70.17	7.047	17:42:24.539
2 -	1:39.088	47.654	2:26.742 (3)	72.83	1.488	17:44:51.281
3 -	1:38.724	47.241	2:25.965 (2)	73.22	0.711	17:47:17.246
4 -	1:37.902	47.352	2:25.254 (1)	73.58		17:49:42.500
5 -	1:39.073	48.047	2:27.120	72.64	1.866	17:52:09.620

P3 75		Peter WOODALL		MZ - Core Projects Ltd		
IDEAL LAP TIME : 2:25.391		BEST LAP TIME : 2:25.391		DIFFERENCE : 0.000		
LAP	SECTOR 1	SECTOR 2	LAP TIME	MPH	DIFF	TIME OF DAY
1 -		47.739	2:34.411	69.21	9.020	17:42:26.649
2 -	1:38.048	48.117	2:26.165 (2)	73.12	0.774	17:44:52.814
3 -	1:37.731	47.660	2:25.391 (1)	73.51		17:47:18.205
4 -	1:38.475	48.633	2:27.108	72.65	1.717	17:49:45.313
5 -	1:38.581	48.455	2:27.036 (3)	72.69	1.645	17:52:12.349

P4 96		Christopher KENT		MZ -		
IDEAL LAP TIME : 2:25.899		BEST LAP TIME : 2:26.000		DIFFERENCE : 0.101		
LAP	SECTOR 1	SECTOR 2	LAP TIME	MPH	DIFF	TIME OF DAY
1 -		49.116	2:33.112	69.80	7.112	17:42:25.350
2 -	1:39.265	48.522	2:27.787 (3)	72.32	1.787	17:44:53.137
3 -	1:37.574	48.426	2:26.000 (1)	73.20		17:47:19.137
4 -	1:37.884	48.325	2:26.209 (2)	73.10	0.209	17:49:45.346
5 -	1:40.332	48.813	2:29.145	71.66	3.145	17:52:14.491

P5 36		Joe BALDRY		MZ -		
IDEAL LAP TIME : 2:30.509		BEST LAP TIME : 2:30.509		DIFFERENCE : 0.000		
LAP	SECTOR 1	SECTOR 2	LAP TIME	MPH	DIFF	TIME OF DAY
1 -		50.582	2:38.110	67.59	7.601	17:42:30.348
2 -	1:41.316	50.411	2:31.727 (2)	70.44	1.218	17:45:02.075
3 -	1:41.175	50.605	2:31.780 (3)	70.41	1.271	17:47:33.855
4 -	1:40.547	49.962	2:30.509 (1)	71.01		17:50:04.364
5 -	1:42.610	50.894	2:33.504	69.62	2.995	17:52:37.868

P6 85		Andrew WALES		MZ - Illuminated Design LTD		
IDEAL LAP TIME : 2:31.194		BEST LAP TIME : 2:31.275		DIFFERENCE : 0.081		
LAP	SECTOR 1	SECTOR 2	LAP TIME	MPH	DIFF	TIME OF DAY
1 -		50.335	2:39.798	66.88	8.523	17:42:32.036
2 -	1:42.074	50.932	2:33.006	69.85	1.731	17:45:05.042
3 -	1:42.535	49.966	2:32.501 (3)	70.08	1.226	17:47:37.543
4 -	1:41.791	49.484	2:31.275 (1)	70.65		17:50:08.818
5 -	1:42.168	49.403	2:31.571 (2)	70.51	0.296	17:52:40.389

P7 2		Lee HARDY		MZ - Amy & Eric Hardy		
IDEAL LAP TIME : 2:30.238		BEST LAP TIME : 2:30.367		DIFFERENCE : 0.129		
LAP	SECTOR 1	SECTOR 2	LAP TIME	MPH	DIFF	TIME OF DAY

Weather / Track : Cloudy / Dry

Snetterton 300

Circuit Length = 2.9689 miles

Start: 17:39 Flag 17:52 End: 17:55

BMCRC - MRO Championships 2015 - Rnd 2 @ Snetterton 300

Freshdrop BMZRC 250 MZ

RACE 22 - SECTOR ANALYSIS

SECTOR 1 = FL to I1, SECTOR 2 = I1 to I2, SECTOR 3 = I2 to FL, DIFF = Difference To Personal Best Lap

1 -		53.213	2:43.140	65.51	12.773	17:42:35.378
2 -	1:42.446	50.450	2:32.896	69.90	2.529	17:45:08.274
3 -	1:42.285	50.366	2:32.651 (3)	70.01	2.284	17:47:40.925
4 -	1:41.166	49.710	2:30.876 (2)	70.84	0.509	17:50:11.801
5 -	1:40.528	49.839	2:30.367 (1)	71.07		17:52:42.168

P8 8 Peter MANNERING		MZ - Mbc dispatch				
IDEAL LAP TIME : 2:31.602		BEST LAP TIME : 2:31.840		DIFFERENCE : 0.238		
LAP	SECTOR 1	SECTOR 2	LAP TIME	MPH	DIFF	TIME OF DAY
1 -		49.972	2:37.373	67.91	5.533	17:42:29.611
2 -	1:41.785	50.055	2:31.840 (1)	70.39		17:45:01.451
3 -	1:41.630	50.687	2:32.317 (2)	70.16	0.477	17:47:33.768
4 -	1:43.130	51.415	2:34.545	69.15	2.705	17:50:08.313
5 -	1:43.398	50.637	2:34.035 (3)	69.38	2.195	17:52:42.348

P9 33 Greg WRIGHT		MZ - Neos-IT				
IDEAL LAP TIME : 2:31.576		BEST LAP TIME : 2:31.603		DIFFERENCE : 0.027		
LAP	SECTOR 1	SECTOR 2	LAP TIME	MPH	DIFF	TIME OF DAY
1 -		50.389	2:39.829	66.87	8.226	17:42:32.067
2 -	1:42.431	50.589	2:33.020 (3)	69.84	1.417	17:45:05.087
3 -	1:42.952	49.796	2:32.748 (2)	69.97	1.145	17:47:37.835
4 -	1:41.946	51.278	2:33.224	69.75	1.621	17:50:11.059
5 -	1:41.973	49.630	2:31.603 (1)	70.50		17:52:42.662

P10 22 Simon FINCH		MZ - The Bayard Partnership, ASK Plumbing & Heating				
IDEAL LAP TIME : 2:30.696		BEST LAP TIME : 2:30.696		DIFFERENCE : 0.000		
LAP	SECTOR 1	SECTOR 2	LAP TIME	MPH	DIFF	TIME OF DAY
1 -		51.418	2:40.936	66.41	10.240	17:42:33.174
2 -	1:44.086	50.867	2:34.953 (3)	68.97	4.257	17:45:08.127
3 -	1:43.078	50.087	2:33.165 (2)	69.78	2.469	17:47:41.292
4 -	1:41.030	49.666	2:30.696 (1)	70.92		17:50:11.988
5 -	1:44.648	50.407	2:35.055	68.93	4.359	17:52:47.043

P11 18 Barry GREEN		MZ -				
IDEAL LAP TIME : 2:34.958		BEST LAP TIME : 2:35.170		DIFFERENCE : 0.212		
LAP	SECTOR 1	SECTOR 2	LAP TIME	MPH	DIFF	TIME OF DAY
1 -		52.203	2:43.951	65.19	8.781	17:42:36.189
2 -	1:43.718	51.452	2:35.170 (1)	68.87		17:45:11.359
3 -	1:45.039	51.240	2:36.279 (2)	68.39	1.109	17:47:47.638
4 -	1:44.712	51.906	2:36.618 (3)	68.24	1.448	17:50:24.256
5 -	1:44.705	52.168	2:36.873	68.13	1.703	17:53:01.129

P12 58 Des DAVIES		MZ - Lozz & Soss				
IDEAL LAP TIME : 2:38.796		BEST LAP TIME : 2:38.861		DIFFERENCE : 0.065		
LAP	SECTOR 1	SECTOR 2	LAP TIME	MPH	DIFF	TIME OF DAY
1 -		52.766	2:46.642	64.13	7.781	17:42:38.880
2 -	1:46.803	53.342	2:40.145	66.74	1.284	17:45:19.025
3 -	1:46.594	52.637	2:39.231 (3)	67.12	0.370	17:47:58.256
4 -	1:46.624	52.361	2:38.985 (2)	67.22	0.124	17:50:37.241
5 -	1:46.435	52.426	2:38.861 (1)	67.27		17:53:16.102

P13 11 Ian SLAUGHTER		MZ -				
IDEAL LAP TIME : 2:34.997		BEST LAP TIME : 2:34.997		DIFFERENCE : 0.000		
LAP	SECTOR 1	SECTOR 2	LAP TIME	MPH	DIFF	TIME OF DAY
1 -		53.340	2:44.286	65.05	9.289	17:42:36.524
2 -	1:57.118	53.588	2:50.706	62.61	15.709	17:45:27.230
3 -	1:48.043	52.508	2:40.551 (3)	66.57	5.554	17:48:07.781
4 -	1:45.710	51.268	2:36.978 (2)	68.08	1.981	17:50:44.759

Weather / Track : Cloudy / Dry

Snetterton 300
Circuit Length = 2.9689 miles
Start: 17:39 Flag 17:52 End: 17:55

BMCRC - MRO Championships 2015 - Rnd 2 @ Snetterton 300

Freshdrop BMZRC 250 MZ

RACE 22 - SECTOR ANALYSIS

SECTOR 1 = FL to I1, SECTOR 2 = I1 to I2, SECTOR 3 = I2 to FL, DIFF = Difference To Personal Best Lap

5 - 1:44.392 50.605 2:34.997 (1) 68.95 17:53:19.756

P14 66		Mark VINCENT		MZ - Putoline			
IDEAL LAP TIME : 2:38.638		BEST LAP TIME : 2:38.638		DIFFERENCE : 0.000			
LAP	SECTOR 1	SECTOR 2	LAP TIME	MPH	DIFF	TIME OF DAY	
1 -		52.780	2:44.914	64.80	6.276	17:42:37.152	
2 -	1:46.433	52.205	2:38.638 (1)	67.37		17:45:15.790	
3 -	1:48.190	53.575	2:41.765	66.07	3.127	17:47:57.555	
4 -	1:48.545	52.961	2:41.506 (3)	66.17	2.868	17:50:39.061	
5 -	1:47.938	53.289	2:41.227 (2)	66.29	2.589	17:53:20.288	

P15 9		Gary HOWLETT		MZ - HS Racing			
IDEAL LAP TIME : 2:37.808		BEST LAP TIME : 2:37.808		DIFFERENCE : 0.000			
LAP	SECTOR 1	SECTOR 2	LAP TIME	MPH	DIFF	TIME OF DAY	
1 -		53.349	2:47.885	63.66	10.077	17:42:40.123	
2 -	1:48.049	53.313	2:41.362 (3)	66.23	3.554	17:45:21.485	
3 -	1:48.107	53.362	2:41.469	66.19	3.661	17:48:02.954	
4 -	1:47.732	53.201	2:40.933 (2)	66.41	3.125	17:50:43.887	
5 -	1:46.461	51.347	2:37.808 (1)	67.72		17:53:21.695	

P16 44 R		Robert DESSOY		MZ -			
IDEAL LAP TIME : 2:38.075		BEST LAP TIME : 2:38.075		DIFFERENCE : 0.000			
LAP	SECTOR 1	SECTOR 2	LAP TIME	MPH	DIFF	TIME OF DAY	
1 -		54.284	2:51.742	62.23	13.667	17:42:43.980	
2 -	1:48.710	54.603	2:43.313	65.44	5.238	17:45:27.293	
3 -	1:47.559	52.813	2:40.372 (3)	66.64	2.297	17:48:07.665	
4 -	1:46.185	52.417	2:38.602 (2)	67.38	0.527	17:50:46.267	
5 -	1:45.849	52.226	2:38.075 (1)	67.61		17:53:24.342	

P17 47		Richard FAYERS		MZ -			
IDEAL LAP TIME : 2:38.352		BEST LAP TIME : 2:38.352		DIFFERENCE : 0.000			
LAP	SECTOR 1	SECTOR 2	LAP TIME	MPH	DIFF	TIME OF DAY	
1 -		54.072	2:51.511	62.31	13.159	17:42:43.749	
2 -	1:48.769	54.339	2:43.108	65.52	4.756	17:45:26.857	
3 -	1:49.049	52.772	2:41.821 (3)	66.04	3.469	17:48:08.678	
4 -	1:46.797	53.879	2:40.676 (2)	66.51	2.324	17:50:49.354	
5 -	1:46.093	52.259	2:38.352 (1)	67.49		17:53:27.706	

P18 20 R		Christopher WATSON		MZ - Expert Locksmiths Medway			
IDEAL LAP TIME : 2:38.234		BEST LAP TIME : 2:38.234		DIFFERENCE : 0.000			
LAP	SECTOR 1	SECTOR 2	LAP TIME	MPH	DIFF	TIME OF DAY	
1 -		54.341	2:51.726	62.23	13.492	17:42:43.964	
2 -	1:49.974	53.637	2:43.611	65.32	5.377	17:45:27.575	
3 -	1:48.743	53.719	2:42.462 (3)	65.78	4.228	17:48:10.037	
4 -	1:46.557	53.095	2:39.652 (2)	66.94	1.418	17:50:49.689	
5 -	1:46.000	52.234	2:38.234 (1)	67.54		17:53:27.923	

P19 3		Max MAUD		MZ -			
IDEAL LAP TIME : 2:40.338		BEST LAP TIME : 2:40.626		DIFFERENCE : 0.288			
LAP	SECTOR 1	SECTOR 2	LAP TIME	MPH	DIFF	TIME OF DAY	
1 -		55.535	2:53.378	61.64	12.752	17:42:45.616	
2 -	1:48.131	54.331	2:42.462 (3)	65.78	1.836	17:45:28.078	
3 -	1:48.698	53.950	2:42.648	65.71	2.022	17:48:10.726	
4 -	1:47.793	53.072	2:40.865 (2)	66.44	0.239	17:50:51.591	
5 -	1:47.266	53.360	2:40.626 (1)	66.54		17:53:32.217	

Weather / Track : Cloudy / Dry

Snetterton 300
Circuit Length = 2.9689 miles
Start: 17:39 Flag 17:52 End: 17:55

BMCRC - MRO Championships 2015 - Rnd 2 @ Snetterton 300

Freshdrop BMZRC 250 MZ

RACE 22 - SECTOR ANALYSIS

SECTOR 1 = FL to I1, SECTOR 2 = I1 to I2, SECTOR 3 = I2 to FL, DIFF = Difference To Personal Best Lap

P20 65 R Konrad BREESE		MZ - @breese2you				
IDEAL LAP TIME : 2:43.112		BEST LAP TIME : 2:43.285				
		DIFFERENCE : 0.173				
LAP	SECTOR 1	SECTOR 2	LAP TIME	MPH	DIFF	TIME OF DAY
1 -		53.348	2:56.175	60.66	12.890	17:42:48.413
2 -	1:50.115	53.898	2:44.013 (2)	65.16	0.728	17:45:32.426
3 -	1:49.790	53.495	2:43.285 (1)	65.45		17:48:15.711
4 -	1:51.262	53.322	2:44.584	64.93	1.299	17:51:00.295
5 -	1:50.409	53.663	2:44.072 (3)	65.14	0.787	17:53:44.367

P21 51 R Duane SUTCH		MZ -				
IDEAL LAP TIME : 2:49.433		BEST LAP TIME : 2:49.433				
		DIFFERENCE : 0.000				
LAP	SECTOR 1	SECTOR 2	LAP TIME	MPH	DIFF	TIME OF DAY
1 -		58.228	3:03.438	58.26	14.005	17:42:55.676
2 -	1:56.689	58.220	2:54.909	61.10	5.476	17:45:50.585
3 -	1:55.805	56.838	2:52.643 (2)	61.90	3.210	17:48:43.228
4 -	1:56.262	57.121	2:53.383 (3)	61.64	3.950	17:51:36.611
5 -	1:53.816	55.617	2:49.433 (1)	63.08		17:54:26.044

P22 62 R Nicholas BETTRIDGE		MZ -				
IDEAL LAP TIME : 2:50.614		BEST LAP TIME : 2:50.614				
		DIFFERENCE : 0.000				
LAP	SECTOR 1	SECTOR 2	LAP TIME	MPH	DIFF	TIME OF DAY
1 -		57.397	3:00.971	59.05	10.357	17:42:53.209
2 -	1:56.054	58.479	2:54.533 (3)	61.23	3.919	17:45:47.742
3 -	1:56.933	58.123	2:55.056	61.05	4.442	17:48:42.798
4 -	1:55.980	57.016	2:52.996 (2)	61.78	2.382	17:51:35.794
5 -	1:55.037	55.577	2:50.614 (1)	62.64		17:54:26.408

P23 53 R Stephen HAMER		MZ -				
IDEAL LAP TIME : 2:56.199		BEST LAP TIME : 2:57.308				
		DIFFERENCE : 1.109				
LAP	SECTOR 1	SECTOR 2	LAP TIME	MPH	DIFF	TIME OF DAY
1 -		58.301	3:01.388	58.92	4.080	17:42:53.626
2 -	1:57.898	59.410	2:57.308 (1)	60.27		17:45:50.934
3 -	1:58.469	1:00.573	2:59.042 (2)	59.69	1.734	17:48:49.976
4 -	2:01.177	1:01.001	3:02.178	58.66	4.870	17:51:52.154
5 -	2:00.599	59.936	3:00.535 (3)	59.20	3.227	17:54:52.689

P24 30 Malcolm HOWELL		MZ -				
IDEAL LAP TIME : 2:58.430		BEST LAP TIME : 2:59.924				
		DIFFERENCE : 1.494				
LAP	SECTOR 1	SECTOR 2	LAP TIME	MPH	DIFF	TIME OF DAY
1 -		58.489	3:07.168	57.10	7.244	17:42:59.406
2 -	2:01.263	59.023	3:00.286 (2)	59.28	0.362	17:45:59.692
3 -	2:01.364	58.560	2:59.924 (1)	59.40		17:48:59.616
4 -	2:01.242	59.528	3:00.770 (3)	59.12	0.846	17:52:00.386
5 -	1:59.941	1:01.568	3:01.509	58.88	1.585	17:55:01.895

P25 88 R Phoebe STOCKFORD		MZ -				
IDEAL LAP TIME : 2:59.120		BEST LAP TIME : 2:59.120				
		DIFFERENCE : 0.000				
LAP	SECTOR 1	SECTOR 2	LAP TIME	MPH	DIFF	TIME OF DAY
1 -		1:01.138	3:15.476	54.67	16.356	17:43:07.714
2 -	2:04.227	1:00.379	3:04.606 (3)	57.89	5.486	17:46:12.320
3 -	2:03.292	59.613	3:02.905 (2)	58.43	3.785	17:49:15.225
4 -	2:00.790	58.330	2:59.120 (1)	59.66		17:52:14.345

P26 55 R Archy ARGO		MZ - BC Racing				
IDEAL LAP TIME : 3:01.236		BEST LAP TIME : 3:01.884				
		DIFFERENCE : 0.648				
LAP	SECTOR 1	SECTOR 2	LAP TIME	MPH	DIFF	TIME OF DAY
1 -		1:01.964	3:13.054	55.36	11.170	17:43:05.292

Weather / Track : Cloudy / Dry

Snetterton 300
Circuit Length = 2.9689 miles
Start: 17:39 Flag 17:52 End: 17:55

BMCRC - MRO Championships 2015 - Rnd 2 @ Snetterton 300

Freshdrop BMZRC 250 MZ

RACE 22 - SECTOR ANALYSIS

SECTOR 1 = FL to I1, SECTOR 2 = I1 to I2, SECTOR 3 = I2 to FL, DIFF = Difference To Personal Best Lap

2 -	2:04.118	1:02.062	3:06.180 (3)	57.40	4.296	17:46:11.472
3 -	2:02.127	1:00.759	3:02.886 (2)	58.44	1.002	17:49:14.358
4 -	2:02.775	59.109	3:01.884 (1)	58.76		17:52:16.242

P27 94 R Robert DAVIE					MZ -	
IDEAL LAP TIME : 3:06.234	BEST LAP TIME : 3:06.932		DIFFERENCE : 0.698			
LAP	SECTOR 1	SECTOR 2	LAP TIME	MPH	DIFF	TIME OF DAY
1 -		1:02.428	3:19.058	53.69	12.126	17:43:11.296
2 -	2:03.806	1:03.126	3:06.932 (1)	57.17		17:46:18.228
3 -	2:04.523	1:02.461	3:06.984 (2)	57.16	0.052	17:49:25.212
4 -	2:04.010	1:03.718	3:07.728 (3)	56.93	0.796	17:52:32.940

P28 48 R Paul CANHAM					MZ -	
IDEAL LAP TIME : 2:49.178	BEST LAP TIME : 2:49.525		DIFFERENCE : 0.347			
LAP	SECTOR 1	SECTOR 2	LAP TIME	MPH	DIFF	TIME OF DAY
1 -		56.004	2:56.765 (3)	60.46	7.240	17:42:49.003
2 -	1:53.174	56.351	2:49.525 (1)	63.04		17:45:38.528
3 -	1:53.243	57.387	2:50.630 (2)	62.63	1.105	17:48:29.158

BMCRC - MRO Championships 2015 - Rnd 2 @ Snetterton 300

Freshdrop BMZRC 250 MZ

RACE 22 - BEST SECTORS

SECTOR 1			SECTOR 2			IDEAL / BEST COMPARISON						
POS	NO	NAME	TIME	NO	NAME	TIME	POS	NO	NAME	IDEAL	BEST	DIFF
									PERFECT LAP	2:24.641		
1	82	TAYLOR	1:37.400	95	ROGERS	47.241	1	82	TAYLOR	2:24.656	2:24.656	0.000
2	96	KENT	1:37.574	82	TAYLOR	47.256	2	95	ROGERS	2:25.143	2:25.254	0.111
3	75	WOODALL	1:37.731	75	WOODALL	47.660	3	75	WOODALL	2:25.391	2:25.391	0.000
4	95	ROGERS	1:37.902	96	KENT	48.325	4	96	KENT	2:25.899	2:26.000	0.101
5	2	HARDY	1:40.528	85	WALES	49.403	5	2	HARDY	2:30.238	2:30.367	0.129
6	36	BALDRY	1:40.547	33	WRIGHT	49.630	6	36	BALDRY	2:30.509	2:30.509	0.000
7	22	FINCH	1:41.030	22	FINCH	49.666	7	22	FINCH	2:30.696	2:30.696	0.000
8	8	MANNERING	1:41.630	2	HARDY	49.710	8	85	WALES	2:31.194	2:31.275	0.081
9	85	WALES	1:41.791	36	BALDRY	49.962	9	33	WRIGHT	2:31.576	2:31.603	0.027
10	33	WRIGHT	1:41.946	8	MANNERING	49.972	10	8	MANNERING	2:31.602	2:31.840	0.238
11	18	GREEN	1:43.718	11	SLAUGHTER	50.605	11	18	GREEN	2:34.958	2:35.170	0.212
12	11	SLAUGHTER	1:44.392	18	GREEN	51.240	12	11	SLAUGHTER	2:34.997	2:34.997	0.000
13	44	DESSOY	1:45.849	9	HOWLETT	51.347	13	9	HOWLETT	2:37.808	2:37.808	0.000
14	20	WATSON	1:46.000	66	VINCENT	52.205	14	44	DESSOY	2:38.075	2:38.075	0.000
15	47	FAYERS	1:46.093	44	DESSOY	52.226	15	20	WATSON	2:38.234	2:38.234	0.000
16	66	VINCENT	1:46.433	20	WATSON	52.234	16	47	FAYERS	2:38.352	2:38.352	0.000
17	58	DAVIES	1:46.435	47	FAYERS	52.259	17	66	VINCENT	2:38.638	2:38.638	0.000
18	9	HOWLETT	1:46.461	58	DAVIES	52.361	18	58	DAVIES	2:38.796	2:38.861	0.065
19	3	MAUD	1:47.266	3	MAUD	53.072	19	3	MAUD	2:40.338	2:40.626	0.288
20	65	BREESE	1:49.790	65	BREESE	53.322	20	65	BREESE	2:43.112	2:43.285	0.173
21	48	CANHAM	1:53.174	62	BETTRIDGE	55.577	21	48	CANHAM	2:49.178	2:49.525	0.347
22	51	SUTCH	1:53.816	51	SUTCH	55.617	22	51	SUTCH	2:49.433	2:49.433	0.000
23	62	BETTRIDGE	1:55.037	48	CANHAM	56.004	23	62	BETTRIDGE	2:50.614	2:50.614	0.000
24	53	HAMER	1:57.898	53	HAMER	58.301	24	53	HAMER	2:56.199	2:57.308	1.109
25	30	HOWELL	1:59.941	88	STOCKFORD	58.330	25	30	HOWELL	2:58.430	2:59.924	1.494
26	88	STOCKFORD	2:00.790	30	HOWELL	58.489	26	88	STOCKFORD	2:59.120	2:59.120	0.000
27	55	ARGO	2:02.127	55	ARGO	59.109	27	55	ARGO	3:01.236	3:01.884	0.648
28	94	DAVIE	2:03.806	94	DAVIE	1:02.428	28	94	DAVIE	3:06.234	3:06.932	0.698
29												

Weather / Track : Cloudy / Dry

Results can be found at www.tsl-timing.com

Snetterton 300

Circuit Length = 2.9689 miles

Start: 17:39 Flag 17:52 End: 17:55

Printed - 17:55 Sunday, 26 April 2015



BMCRC Formula 400 inc Sub 64

Snetterton 300

25th & 26th April 2015



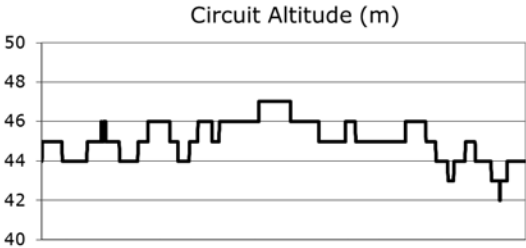
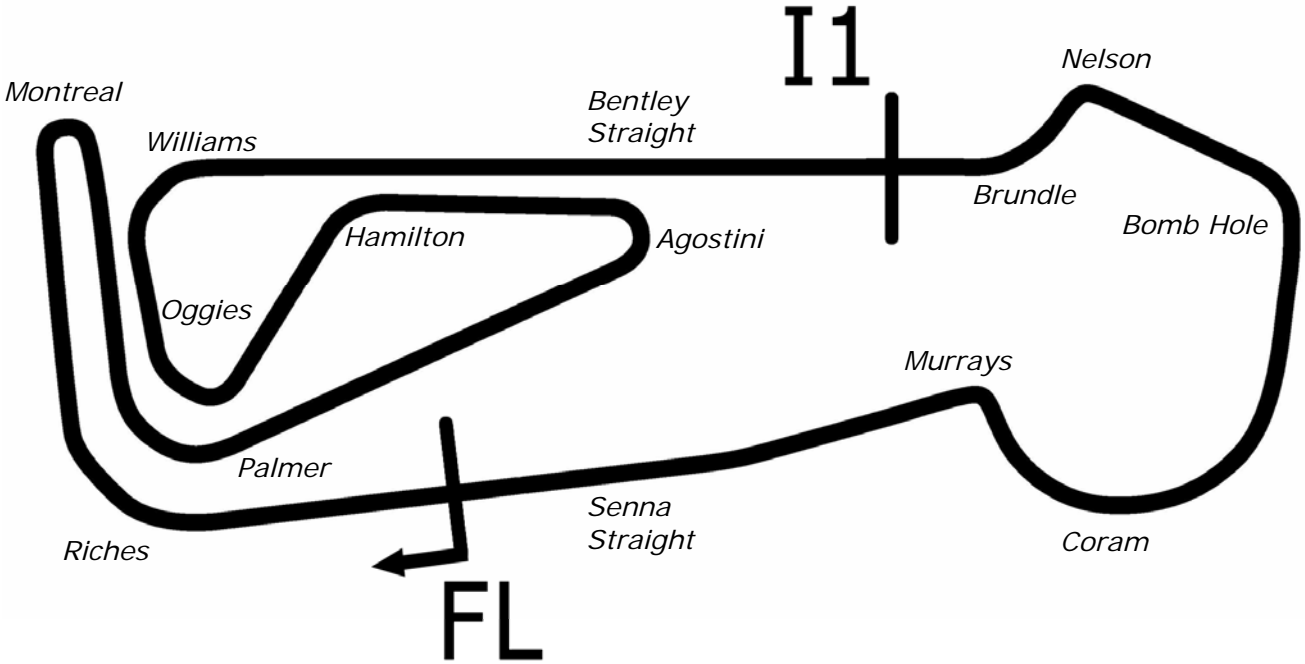
Results Provided by Timing Solutions Ltd
www.tsl-timing.com

Snetterton 300



SPORTS TIMING

TIMING SOLUTIONS LTD



Length	2.9689 miles	4778.0 m	
FL		52.46340 N	0.94476 E
I1	3198m	52.46617 N	0.94964 E
Pit Entry	4572m	52.46364 N	0.94774 E
Pit Exit	40m after FL	52.46338 N	0.94420 E
Pit Entry–Pit Exit 246m, 14.7s @60kph, 11.0s @80kph			

All results available at www.tsl-timing.com

BMCRC - MRO Championships 2015 - Rnd 2 @ Snetterton 300



EDlasia Formula 400 inc Sub 64

QUALIFYING - CLASSIFICATION

POS	NO	CL	PIC NAME	ENTRY	TIME	ON	LAPS	GAP	DIFF	MPH
1	116		1 Tom SCHOFIELD	Kawasaki -	2:30.356	4	4			71.08
2	22	S	1 Dave HARVIEK	Kawasaki - SW Roofing Group	2:32.950	4	4	2.594	2.594	69.87
3	51		2 Emma JARMAN	Kawasaki -	2:34.229	1	4	3.873	1.279	69.30
4	11		3 Dan RUTH	Kawasaki - Richard Ruth	2:34.477	1	1	4.121	0.248	69.18
5	154		4 Andrew SAUNDERS	Kawasaki - RG Racing - MSS Performance	2:34.930	4	4	4.574	0.453	68.98
6	88		5 Mark THOMPSON	Kawasaki - Flintstone Tyres / David Simon Tuning	2:35.368	4	4	5.012	0.438	68.79
7	84	S	2 Gavin SCHOFIELD	Honda -	2:37.916	4	4	7.560	2.548	67.68
8	70		6 Peter THORNTON	Kawasaki - Cadmatic	2:37.945	1	1	7.589	0.029	67.66
9	2		7 Andrew GILL	Kawasaki -	2:38.188	4	4	7.832	0.243	67.56
10	73		8 Stephen BORN	Honda - Mike Oxbig	2:38.775	4	4	8.419	0.587	67.31
11	27		9 William SMITH	Kawasaki -	2:41.388	4	4	11.032	2.613	66.22
12	86		10 Mathew SCOTT	Kawasaki -	2:41.975	4	4	11.619	0.587	65.98
13	76	S	3 Julian DAWE	Honda -	2:42.301	3	3	11.945	0.326	65.85
14	39		11 Elwyn FRYER	Kawasaki - South Coast Appliances/Hoover UK	2:43.858	4	4	13.502	1.557	65.22
15	78	S	4 Keith POVAH	Hondas - www.78Plate.com ScreenPrinting	2:44.515	1	3	14.159	0.657	64.96
16	65	S	5 Andrew MOXON	Honda -	2:45.577	4	4	15.221	1.062	64.55
17	50		12 Graham HIGLETT	Kawasaki - Face to Face Finance	2:45.844	4	4	15.488	0.267	64.44
18	5		13 Grant WALDER	Kawasaki - Fins Motorcycles	2:46.164	4	4	15.808	0.320	64.32
19	33	S	6 Carl JOHNSTONE	Yamaha - EDlasia	2:47.854	4	4	17.498	1.690	63.67
20	54		14 Eric GORRIDGE	Kawasaki -	2:48.704	4	4	18.348	0.850	63.35
21	91	S	7 Keith TERRY	Honda - 23 Tuning	2:49.439	4	4	19.083	0.735	63.07
22	44		15 James BUCKETT	Kawasaki -	2:51.223	1	4	20.867	1.784	62.42
23	303		16 Aiden WALKER	Kawasaki - DadSon Racing	2:51.644	4	4	21.288	0.421	62.26
24	127	S	8 Adam GREEN	Kawasaki - Royal Air Force Motorsport Association	2:53.395	4	4	23.039	1.751	61.64
25	58		17 Steve YOUNG	Kawasaki - Cadmatic	2:53.482	4	4	23.126	0.087	61.60
26	16	S	9 Andy WILKINS	Honda -	2:54.078	1	3	23.722	0.596	61.39
27	63		18 Daniel HARDY	Kawasaki - Susan Beddall Holistic Training	2:54.219	4	4	23.863	0.141	61.34
28	47		19 Allan CLARK	Kawasaki - A Clark & Sons Builders	2:56.068	4	4	25.712	1.849	60.70
29	52		20 Gary JARMAN	Kawasaki - G & S Motorcycle Tyres	2:56.668	4	4	26.312	0.600	60.49
30	72		21 Kevin MILLER	Honda - Mechanical Air Supplies Ltd	2:58.389	4	4	28.033	1.721	59.91
31	56		22 Andrew PITT	Kawasaki - Raven Performance/Norman Pitt	3:01.276	4	4	30.920	2.887	58.96
32	59	S	10 Danielle COOPER	Kawasaki - ePayMe	3:09.958	4	4	39.602	8.682	56.26
33	10		23 Sam HOLME	Yamaha -	3:10.434	1	1	40.078	0.476	56.12
34	71	S	11 Luke HARVEY	Kawasaki - www.CMSPIPE.com CMS Racing	3:12.381	3	3	42.025	1.947	55.55
35	178	S	12 Richard MORRIS	Suzuki - Mark 1 Diggers	3:15.216	4	4	44.860	2.835	54.75
36	6	S	13 Martin PEARSON	Honda - ASL Powerstream	3:24.204	1	2	53.848	8.988	52.34

Snetterton 300
 Circuit Length = 2.9689 miles
 Start: 09:45 Flag 09:56 End: 09:59

Weather / Track : Cloudy / Wet

These results are provisional until the conclusion of any judicial and technical matters.

Clerk Of Course :	Timekeeper :
-------------------	--------------

Results can be found at www.tsl-timing.com

Printed - 10:00 Saturday, 25 April 2015



BMCRC - MRO Championships 2015 - Rnd 2 @ Snetterton 300

EDlasia Formula 400 inc Sub 64 & Rookies

QUALIFYING - SECTOR ANALYSIS

SECTOR 1 = FL to I1, SECTOR 2 = I1 to I2, SECTOR 3 = I2 to FL, DIFF = Difference To Personal Best Lap

P1 116 Tom SCHOFIELD		Kawasaki -				
IDEAL LAP TIME : 2:30.124		BEST LAP TIME : 2:30.356		DIFFERENCE : 0.232		
LAP	SECTOR 1	SECTOR 2	LAP TIME	MPH	DIFF	TIME OF DAY
1 -	1:45.881	51.443	2:37.324 (3)	67.93	6.968	09:48:24.703
2 -	1:41.420	2:45.832	4:27.252	39.99	1:56.896	09:52:51.955
3 -	1:42.724	50.157	2:32.881 (2)	69.91	2.525	09:55:24.836
4 -	1:39.967	50.389	2:30.356 (1)	71.08		09:57:55.192

P2 22 S Dave HARVIEK		Kawasaki - SW Roofing Group				
IDEAL LAP TIME : 2:32.950		BEST LAP TIME : 2:32.950		DIFFERENCE : 0.000		
LAP	SECTOR 1	SECTOR 2	LAP TIME	MPH	DIFF	TIME OF DAY
1 -	1:48.899	51.829	2:40.728 (3)	66.49	7.778	09:48:28.872
2 -	1:42.182	2:40.608	4:22.790	40.67	1:49.840	09:52:51.662
3 -	1:45.918	51.136	2:37.054 (2)	68.05	4.104	09:55:28.716
4 -	1:41.890	51.060	2:32.950 (1)	69.87		09:58:01.666

P3 51 Emma JARMAN		Kawasaki -				
IDEAL LAP TIME : 2:31.824		BEST LAP TIME : 2:34.229		DIFFERENCE : 2.405		
LAP	SECTOR 1	SECTOR 2	LAP TIME	MPH	DIFF	TIME OF DAY
1 -	1:43.505	50.724	2:34.229 (1)	69.30		09:48:20.169
2 -	1:41.100		5:02.365 P	35.34	2:28.136	09:53:22.534
3 -	OUTLAP	53.253	2:51.470	62.33	17.241	09:56:14.004
4 -	1:48.475	54.870	2:43.345 (2)	65.43	9.116	09:58:57.349

P4 11 Dan RUTH		Kawasaki - Richard Ruth				
IDEAL LAP TIME : 2:34.477		BEST LAP TIME : 2:34.477		DIFFERENCE : 0.000		
LAP	SECTOR 1	SECTOR 2	LAP TIME	MPH	DIFF	TIME OF DAY
1 -	1:43.459	51.018	2:34.477 (1)	69.18		09:48:20.079

P5 25 R4 Matty WHELAN		Yamaha - Blueline Taxis Barnsley				
IDEAL LAP TIME : 2:34.588		BEST LAP TIME : 2:34.588		DIFFERENCE : 0.000		
LAP	SECTOR 1	SECTOR 2	LAP TIME	MPH	DIFF	TIME OF DAY
1 -	2:01.712	57.373	2:59.085 (3)	59.68	24.497	09:48:54.713
2 -	1:47.215	2:09.923	3:57.138	45.07	1:22.550	09:52:51.851
3 -	1:51.073	52.804	2:43.877 (2)	65.22	9.289	09:55:35.728
4 -	1:42.579	52.009	2:34.588 (1)	69.13		09:58:10.316

P6 154 Andrew SAUNDERS		Kawasaki - RG Racing - MSS Performance				
IDEAL LAP TIME : 2:30.928		BEST LAP TIME : 2:34.930		DIFFERENCE : 4.002		
LAP	SECTOR 1	SECTOR 2	LAP TIME	MPH	DIFF	TIME OF DAY
1 -	1:46.836	50.732	2:37.568 (2)	67.83	2.638	09:48:24.673
2 -	1:40.196	2:53.165	4:33.361	39.09	1:58.431	09:52:58.034
3 -	2:25.844	1:01.449	3:27.293 (3)	51.56	52.363	09:56:25.327
4 -	1:42.734	52.196	2:34.930 (1)	68.98		09:59:00.257

P7 88 Mark THOMPSON		Kawasaki - Flintstone Tyres / David Simon Tuning				
IDEAL LAP TIME : 2:35.368		BEST LAP TIME : 2:35.368		DIFFERENCE : 0.000		
LAP	SECTOR 1	SECTOR 2	LAP TIME	MPH	DIFF	TIME OF DAY
1 -	1:52.097	54.374	2:46.471 (2)	64.20	11.103	09:48:33.278
2 -	1:45.409	2:33.361	4:18.770	41.30	1:43.402	09:52:52.048
3 -	1:54.792	54.522	2:49.314 (3)	63.12	13.946	09:55:41.362
4 -	1:43.731	51.637	2:35.368 (1)	68.79		09:58:16.730

Weather / Track : Cloudy / Wet

Results can be found at www.tsl-timing.com

Page 1 of 7

Snetterton 300
Circuit Length = 2.9689 miles
Start: 09:45 Flag 09:56 End: 09:59

Printed - 10:02 Saturday, 25 April 2015

BMCRC - MRO Championships 2015 - Rnd 2 @ Snetterton 300

EDlasia Formula 400 inc Sub 64 & Rookies

QUALIFYING - SECTOR ANALYSIS

SECTOR 1 = FL to I1, SECTOR 2 = I1 to I2, SECTOR 3 = I2 to FL, DIFF = Difference To Personal Best Lap

P8 84 S		Gavin SCHOFIELD		Honda -		
IDEAL LAP TIME : 2:37.916		BEST LAP TIME : 2:37.916		DIFFERENCE : 0.000		
LAP	SECTOR 1	SECTOR 2	LAP TIME	MPH	DIFF	TIME OF DAY
1 -	2:09.116	1:00.757	3:09.873 (3)	56.29	31.957	09:49:03.867
2 -	1:54.229	1:55.259	3:49.488	46.57	1:11.572	09:52:53.355
3 -	1:54.387	55.060	2:49.447 (2)	63.07	11.531	09:55:42.802
4 -	1:44.959	52.957	2:37.916 (1)	67.68		09:58:20.718

P9 70		Peter THORNTON		Kawasaki - Cadmatic		
IDEAL LAP TIME : 2:33.148		BEST LAP TIME : 2:37.945		DIFFERENCE : 4.797		
LAP	SECTOR 1	SECTOR 2	LAP TIME	MPH	DIFF	TIME OF DAY
1 -	1:45.821	52.124	2:37.945 (1)	67.66		09:48:24.281

P10 2		Andrew GILL		Kawasaki -		
IDEAL LAP TIME : 2:38.188		BEST LAP TIME : 2:38.188		DIFFERENCE : 0.000		
LAP	SECTOR 1	SECTOR 2	LAP TIME	MPH	DIFF	TIME OF DAY
1 -	1:57.805	55.819	2:53.624 (3)	61.55	15.436	09:48:44.663
2 -	1:50.956	2:15.936	4:06.892	43.29	1:28.704	09:52:51.555
3 -	1:52.431	54.628	2:47.059 (2)	63.97	8.871	09:55:38.614
4 -	1:44.689	53.499	2:38.188 (1)	67.56		09:58:16.802

P11 73		Stephen BORN		Honda - Mike Oxbig		
IDEAL LAP TIME : 2:38.775		BEST LAP TIME : 2:38.775		DIFFERENCE : 0.000		
LAP	SECTOR 1	SECTOR 2	LAP TIME	MPH	DIFF	TIME OF DAY
1 -	2:03.106	55.527	2:58.633 (2)	59.83	19.858	09:48:52.254
2 -	1:53.794	2:07.897	4:01.691	44.22	1:22.916	09:52:53.945
3 -	2:02.404	57.092	2:59.496 (3)	59.54	20.721	09:55:53.441
4 -	1:45.708	53.067	2:38.775 (1)	67.31		09:58:32.216

P12 27		William SMITH		Kawasaki -		
IDEAL LAP TIME : 2:41.388		BEST LAP TIME : 2:41.388		DIFFERENCE : 0.000		
LAP	SECTOR 1	SECTOR 2	LAP TIME	MPH	DIFF	TIME OF DAY
1 -	2:02.928	55.957	2:58.885 (3)	59.74	17.497	09:48:52.089
2 -	1:51.932	2:07.430	3:59.362	44.65	1:17.974	09:52:51.451
3 -	1:55.674	55.646	2:51.320 (2)	62.38	9.932	09:55:42.771
4 -	1:47.793	53.595	2:41.388 (1)	66.22		09:58:24.159

P13 86		Mathew SCOTT		Kawasaki -		
IDEAL LAP TIME : 2:41.975		BEST LAP TIME : 2:41.975		DIFFERENCE : 0.000		
LAP	SECTOR 1	SECTOR 2	LAP TIME	MPH	DIFF	TIME OF DAY
1 -	2:06.928	54.331	3:01.259 (3)	58.96	19.284	09:48:55.477
2 -	1:49.187	2:09.742	3:58.929	44.73	1:16.954	09:52:54.406
3 -	2:01.455	58.349	2:59.804 (2)	59.44	17.829	09:55:54.210
4 -	1:48.784	53.191	2:41.975 (1)	65.98		09:58:36.185

P14 76 S		Julian DAWE		Honda -		
IDEAL LAP TIME : 2:42.301		BEST LAP TIME : 2:42.301		DIFFERENCE : 0.000		
LAP	SECTOR 1	SECTOR 2	LAP TIME	MPH	DIFF	TIME OF DAY
1 -	2:08.358	1:00.770	3:09.128 (2)	56.51	26.827	09:49:03.658
2 -	1:50.934	1:56.828	3:47.762 (3)	46.92	1:05.461	09:52:51.420
3 -	1:47.762	54.539	2:42.301 (1)	65.85		09:55:33.721

P15 39		Elwyn FRYER		Kawasaki - South Coast Appliances/Hoover UK		
IDEAL LAP TIME : 2:43.784		BEST LAP TIME : 2:43.858		DIFFERENCE : 0.074		
LAP	SECTOR 1	SECTOR 2	LAP TIME	MPH	DIFF	TIME OF DAY

Weather / Track : Cloudy / Wet

Snetterton 300
Circuit Length = 2.9689 miles
Start: 09:45 Flag 09:56 End: 09:59

BMCRC - MRO Championships 2015 - Rnd 2 @ Snetterton 300

EDlasia Formula 400 inc Sub 64 & Rookies

QUALIFYING - SECTOR ANALYSIS

SECTOR 1 = FL to I1, SECTOR 2 = I1 to I2, SECTOR 3 = I2 to FL, DIFF = Difference To Personal Best Lap

1 -	2:02.348	59.905	3:02.253 (3)	58.64	18.395	09:48:53.903
2 -	1:57.397	2:00.519	3:57.916	44.92	1:14.058	09:52:51.819
3 -	1:58.165	55.800	2:53.965 (2)	61.43	10.107	09:55:45.784
4 -	1:47.984	55.874	2:43.858 (1)	65.22		09:58:29.642

P16	78 S	Keith POVAH	Hondas - www.78Plate.com ScreenPrinting			
IDEAL LAP TIME : 2:39.022		BEST LAP TIME : 2:44.515		DIFFERENCE : 5.493		
LAP	SECTOR 1	SECTOR 2	LAP TIME	MPH	DIFF	TIME OF DAY
1 -	1:50.827	53.688	2:44.515 (1)	64.96		09:48:32.140
2 -	1:45.946		7:21.184 P	24.22	4:36.669	09:55:53.324
3 -	OUTLAP	53.076	2:42.484	65.77		09:58:35.808

P17	55 R4	Nick COOPER	Aprilia - Skint Racing			
IDEAL LAP TIME : 2:45.111		BEST LAP TIME : 2:45.111		DIFFERENCE : 0.000		
LAP	SECTOR 1	SECTOR 2	LAP TIME	MPH	DIFF	TIME OF DAY
1 -	2:14.563	1:04.264	3:18.827 (3)	53.75	33.716	09:49:40.320
2 -			3:42.676	47.99	57.565	09:53:22.996
3 -	1:58.975	57.209	2:56.184 (2)	60.66	11.073	09:56:19.180
4 -	1:49.519	55.592	2:45.111 (1)	64.73		09:59:04.291

P18	65 S	Andrew MOXON	Honda -			
IDEAL LAP TIME : 2:44.401		BEST LAP TIME : 2:45.577		DIFFERENCE : 1.176		
LAP	SECTOR 1	SECTOR 2	LAP TIME	MPH	DIFF	TIME OF DAY
1 -	2:04.181	56.931	3:01.112 (3)	59.01	15.535	09:48:54.123
2 -	3:03.706	1:11.953	4:15.659	41.80	1:30.082	09:53:09.782
3 -	1:52.304	56.456	2:48.760 (2)	63.33	3.183	09:55:58.542
4 -	1:47.945	57.632	2:45.577 (1)	64.55		09:58:44.119

P19	50	Graham HIGLETT	Kawasaki - Face to Face Finance			
IDEAL LAP TIME : 2:45.844		BEST LAP TIME : 2:45.844		DIFFERENCE : 0.000		
LAP	SECTOR 1	SECTOR 2	LAP TIME	MPH	DIFF	TIME OF DAY
1 -	1:58.292	1:00.227	2:58.519 (2)	59.87	12.675	09:49:14.166
2 -	2:12.479		4:13.802 P	42.11	1:27.958	09:53:27.968
3 -	OUTLAP	59.620	3:04.595	57.90	18.751	09:56:32.563
4 -	1:50.667	55.177	2:45.844 (1)	64.44		09:59:18.407

P20	5	Grant WALDER	Kawasaki - Fins Motorcycles			
IDEAL LAP TIME : 2:46.164		BEST LAP TIME : 2:46.164		DIFFERENCE : 0.000		
LAP	SECTOR 1	SECTOR 2	LAP TIME	MPH	DIFF	TIME OF DAY
1 -	2:10.234	1:00.996	3:11.230 (3)	55.89	25.066	09:49:03.280
2 -	1:58.854	1:49.896	3:48.750	46.72	1:02.586	09:52:52.030
3 -	1:57.789	58.129	2:55.918 (2)	60.75	9.754	09:55:47.948
4 -	1:49.878	56.286	2:46.164 (1)	64.32		09:58:34.112

P21	33 S	Carl JOHNSTONE	Yamaha - EDlasia			
IDEAL LAP TIME : 2:47.207		BEST LAP TIME : 2:47.854		DIFFERENCE : 0.647		
LAP	SECTOR 1	SECTOR 2	LAP TIME	MPH	DIFF	TIME OF DAY
1 -	1:56.691	56.785	2:53.476 (2)	61.61	5.622	09:48:44.030
2 -	1:51.510	2:16.159	4:07.669	43.15	1:19.815	09:52:51.699
3 -	1:58.588	58.266	2:56.854 (3)	60.43	9.000	09:55:48.553
4 -	1:52.157	55.697	2:47.854 (1)	63.67		09:58:36.407

P22	54	Eric GORRIDGE	Kawasaki -			
IDEAL LAP TIME : 2:48.704		BEST LAP TIME : 2:48.704		DIFFERENCE : 0.000		
LAP	SECTOR 1	SECTOR 2	LAP TIME	MPH	DIFF	TIME OF DAY
1 -	2:01.275	57.321	2:58.596 (2)	59.84	9.892	09:48:48.899
2 -	1:51.442	2:12.648	4:04.090	43.78	1:15.386	09:52:52.989

Weather / Track : Cloudy / Wet

Snetterton 300
Circuit Length = 2.9689 miles
Start: 09:45 Flag 09:56 End: 09:59

BMCRC - MRO Championships 2015 - Rnd 2 @ Snetterton 300

EDlasia Formula 400 inc Sub 64 & Rookies

QUALIFYING - SECTOR ANALYSIS

SECTOR 1 = FL to I1, SECTOR 2 = I1 to I2, SECTOR 3 = I2 to FL, DIFF = Difference To Personal Best Lap

3 - 2:02.545 1:01.689 3:04.234 (3) 58.01 15.530 09:55:57.223
4 - 1:51.409 57.275 2:48.704 (1) 63.35 09:58:45.927

P23 91 S Keith TERRY		Honda - 23 Tuning				
IDEAL LAP TIME : 2:49.439		BEST LAP TIME : 2:49.439		DIFFERENCE : 0.000		
LAP	SECTOR 1	SECTOR 2	LAP TIME	MPH	DIFF	TIME OF DAY
1 -	1:59.984	59.667	2:59.651 (3)	59.49	10.212	09:49:19.530
2 -	2:11.988	1:28.261	3:40.249	48.52	50.810	09:52:59.779
3 -	1:57.038	59.278	2:56.316 (2)	60.61	6.877	09:55:56.095
4 -	1:51.438	58.001	2:49.439 (1)	63.07		09:58:45.534

P24 44 James BUCKETT		Kawasaki -				
IDEAL LAP TIME : 2:45.948		BEST LAP TIME : 2:51.223		DIFFERENCE : 5.275		
LAP	SECTOR 1	SECTOR 2	LAP TIME	MPH	DIFF	TIME OF DAY
1 -	1:54.495	56.728	2:51.223 (1)	62.42		09:48:40.076
2 -	1:49.220	2:22.781	4:12.001	42.41	1:20.778	09:52:52.077
3 -	1:55.961	59.997	2:55.958 (3)	60.74	4.735	09:55:48.035
4 -	1:54.818	59.379	2:54.197 (2)	61.35	2.974	09:58:42.232

P25 303 Aiden WALKER		Kawasaki - DadSon Racing				
IDEAL LAP TIME : 2:51.644		BEST LAP TIME : 2:51.644		DIFFERENCE : 0.000		
LAP	SECTOR 1	SECTOR 2	LAP TIME	MPH	DIFF	TIME OF DAY
1 -	2:10.674	1:03.335	3:14.009 (3)	55.09	22.365	09:49:05.118
2 -	2:03.725	1:45.057	3:48.782	46.71	57.138	09:52:53.900
3 -	2:07.498	59.262	3:06.760 (2)	57.22	15.116	09:56:00.660
4 -	1:53.779	57.865	2:51.644 (1)	62.26		09:58:52.304

P26 127 S Adam GREEN		Kawasaki - Royal Air Force Motorsport Association				
IDEAL LAP TIME : 2:53.395		BEST LAP TIME : 2:53.395		DIFFERENCE : 0.000		
LAP	SECTOR 1	SECTOR 2	LAP TIME	MPH	DIFF	TIME OF DAY
1 -	2:14.215	1:03.706	3:17.921 (3)	54.00	24.526	09:49:12.403
2 -	2:16.863	1:29.839	3:46.702	47.14	53.307	09:52:59.105
3 -	2:04.488	1:00.451	3:04.939 (2)	57.79	11.544	09:56:04.044
4 -	1:55.237	58.158	2:53.395 (1)	61.64		09:58:57.439

P27 58 Steve YOUNG		Kawasaki - Cadmatic				
IDEAL LAP TIME : 2:53.482		BEST LAP TIME : 2:53.482		DIFFERENCE : 0.000		
LAP	SECTOR 1	SECTOR 2	LAP TIME	MPH	DIFF	TIME OF DAY
1 -	1:57.667	1:00.490	2:58.157 (2)	59.99	4.675	09:49:13.382
2 -	2:03.733	1:37.805	3:41.538	48.24	48.056	09:52:54.920
3 -	2:03.894	59.523	3:03.417 (3)	58.27	9.935	09:55:58.337
4 -	1:56.675	56.807	2:53.482 (1)	61.60		09:58:51.819

P28 83 R4 Pete GIBSON		Aprilia -				
IDEAL LAP TIME : 2:54.070		BEST LAP TIME : 2:54.070		DIFFERENCE : 0.000		
LAP	SECTOR 1	SECTOR 2	LAP TIME	MPH	DIFF	TIME OF DAY
1 -	2:15.247	1:03.867	3:19.114 (3)	53.67	25.044	09:49:39.579
2 -			3:43.005	47.92	48.935	09:53:22.584
3 -	2:01.804	59.294	3:01.098 (2)	59.01	7.028	09:56:23.682
4 -	1:55.530	58.540	2:54.070 (1)	61.40		09:59:17.752

P29 16 S Andy WILKINS		Honda -				
IDEAL LAP TIME : 2:47.742		BEST LAP TIME : 2:54.078		DIFFERENCE : 6.336		
LAP	SECTOR 1	SECTOR 2	LAP TIME	MPH	DIFF	TIME OF DAY
1 -	1:57.711	56.367	2:54.078 (1)	61.39		09:48:43.302
2 -	1:51.375	2:19.412	4:10.787 (3)	42.61	1:16.709	09:52:54.089
3 -	2:00.113	57.161	2:57.274 (2)	60.29	3.196	09:55:51.363

Weather / Track : Cloudy / Wet

Snetterton 300
Circuit Length = 2.9689 miles
Start: 09:45 Flag 09:56 End: 09:59

BMCRC - MRO Championships 2015 - Rnd 2 @ Snetterton 300

EDlasia Formula 400 inc Sub 64 & Rookies

QUALIFYING - SECTOR ANALYSIS

SECTOR 1 = FL to I1, SECTOR 2 = I1 to I2, SECTOR 3 = I2 to FL, DIFF = Difference To Personal Best Lap

P30 63 Daniel HARDY		Kawasaki - Susan Beddall Holistic Training				
IDEAL LAP TIME : 2:54.219		BEST LAP TIME : 2:54.219		DIFFERENCE : 0.000		
LAP	SECTOR 1	SECTOR 2	LAP TIME	MPH	DIFF	TIME OF DAY
1 -	2:09.229	59.777	3:09.006 (3)	56.54	14.787	09:49:06.953
2 -	2:08.205	1:40.614	3:48.819	46.70	54.600	09:52:55.772
3 -	2:06.239	1:00.224	3:06.463 (2)	57.32	12.244	09:56:02.235
4 -	1:56.058	58.161	2:54.219 (1)	61.34		09:58:56.454

P31 47 Allan CLARK		Kawasaki - A Clark & Sons Builders				
IDEAL LAP TIME : 2:56.068		BEST LAP TIME : 2:56.068		DIFFERENCE : 0.000		
LAP	SECTOR 1	SECTOR 2	LAP TIME	MPH	DIFF	TIME OF DAY
1 -	2:05.982	1:01.020	3:07.002 (3)	57.15	10.934	09:49:24.571
2 -	2:15.844	1:21.987	3:37.831	49.06	41.763	09:53:02.402
3 -	2:05.973	59.947	3:05.920 (2)	57.48	9.852	09:56:08.322
4 -	1:56.345	59.723	2:56.068 (1)	60.70		09:59:04.390

P32 81 R4 Scott GRANT		Yamaha -				
IDEAL LAP TIME : 2:55.500		BEST LAP TIME : 2:56.649		DIFFERENCE : 1.149		
LAP	SECTOR 1	SECTOR 2	LAP TIME	MPH	DIFF	TIME OF DAY
1 -	2:15.826	1:02.711	3:18.537 (3)	53.83	21.888	09:49:40.149
2 -			3:41.567	48.23	44.918	09:53:21.716
3 -	1:59.841	57.911	2:57.752 (2)	60.12	1.103	09:56:19.468
4 -	1:57.589	59.060	2:56.649 (1)	60.50		09:59:16.117

P33 52 Gary JARMAN		Kawasaki - G & S Motorcycle Tyres				
IDEAL LAP TIME : 2:56.668		BEST LAP TIME : 2:56.668		DIFFERENCE : 0.000		
LAP	SECTOR 1	SECTOR 2	LAP TIME	MPH	DIFF	TIME OF DAY
1 -	2:17.755	1:04.962	3:22.717 (3)	52.72	26.049	09:49:15.114
2 -	2:14.935	1:32.065	3:47.000	47.08	50.332	09:53:02.114
3 -	2:02.452	1:00.448	3:02.900 (2)	58.43	6.232	09:56:05.014
4 -	1:57.130	59.538	2:56.668 (1)	60.49		09:59:01.682

P34 72 Kevin MILLER		Honda - Mechanical Air Supplies Ltd				
IDEAL LAP TIME : 2:58.389		BEST LAP TIME : 2:58.389		DIFFERENCE : 0.000		
LAP	SECTOR 1	SECTOR 2	LAP TIME	MPH	DIFF	TIME OF DAY
1 -	2:11.745	1:01.835	3:13.580 (3)	55.21	15.191	09:49:10.185
2 -	2:10.700	1:33.319	3:44.019	47.71	45.630	09:52:54.204
3 -	2:07.408	1:02.727	3:10.135 (2)	56.21	11.746	09:56:04.339
4 -	1:57.673	1:00.716	2:58.389 (1)	59.91		09:59:02.728

P35 56 Andrew PITT		Kawasaki - Raven Performance/Norman Pitt				
IDEAL LAP TIME : 3:01.276		BEST LAP TIME : 3:01.276		DIFFERENCE : 0.000		
LAP	SECTOR 1	SECTOR 2	LAP TIME	MPH	DIFF	TIME OF DAY
1 -	2:09.442	1:02.724	3:12.166 (3)	55.61	10.890	09:49:30.973
2 -	2:26.324	1:11.333	3:37.657	49.10	36.381	09:53:08.630
3 -	2:03.719	1:01.543	3:05.262 (2)	57.69	3.986	09:56:13.892
4 -	1:59.887	1:01.389	3:01.276 (1)	58.96		09:59:15.168

P36 134 R4 Debbie PETTET		Kawasaki - Chris Pettet				
IDEAL LAP TIME : 3:02.294		BEST LAP TIME : 3:02.294		DIFFERENCE : 0.000		
LAP	SECTOR 1	SECTOR 2	LAP TIME	MPH	DIFF	TIME OF DAY
1 -	2:08.224	1:02.984	3:11.208 (3)	55.89	8.914	09:49:05.711
2 -	2:07.068	1:40.456	3:47.524	46.97	45.230	09:52:53.235
3 -	2:01.559	1:02.895	3:04.454 (2)	57.94	2.160	09:55:57.689
4 -	2:01.059	1:01.235	3:02.294 (1)	58.63		09:58:59.983

Weather / Track : Cloudy / Wet

Snetterton 300

Circuit Length = 2.9689 miles

Start: 09:45 Flag 09:56 End: 09:59

BMCRC - MRO Championships 2015 - Rnd 2 @ Snetterton 300

EDlasia Formula 400 inc Sub 64 & Rookies

QUALIFYING - SECTOR ANALYSIS

SECTOR 1 = FL to I1, SECTOR 2 = I1 to I2, SECTOR 3 = I2 to FL, DIFF = Difference To Personal Best Lap

P37 23 R4		Tham EVANS		Honda -			
IDEAL LAP TIME : 3:03.382		BEST LAP TIME : 3:03.382		DIFFERENCE : 0.000			
LAP	SECTOR 1	SECTOR 2	LAP TIME	MPH	DIFF	TIME OF DAY	
1 -	2:13.341	1:04.886	3:18.227 (3)	53.91	14.845	09:49:16.951	
2 -	2:14.772	1:28.944	3:43.716	47.77	40.334	09:53:00.667	
3 -	2:06.425	1:02.468	3:08.893 (2)	56.58	5.511	09:56:09.560	
4 -	2:01.995	1:01.387	3:03.382 (1)	58.28		09:59:12.942	

P38 57 R4		Paul FISHER		Kawasaki -			
IDEAL LAP TIME : 3:04.766		BEST LAP TIME : 3:04.766		DIFFERENCE : 0.000			
LAP	SECTOR 1	SECTOR 2	LAP TIME	MPH	DIFF	TIME OF DAY	
1 -	2:14.623	1:03.582	3:18.205 (3)	53.92	13.439	09:49:17.874	
2 -	2:18.047	1:25.490	3:43.537	47.81	38.771	09:53:01.411	
3 -	2:06.079	1:04.034	3:10.113 (2)	56.21	5.347	09:56:11.524	
4 -	2:01.573	1:03.193	3:04.766 (1)	57.84		09:59:16.290	

P39 123 R4		Heather BELCHER		Kawasaki -			
IDEAL LAP TIME : 3:06.388		BEST LAP TIME : 3:06.388		DIFFERENCE : 0.000			
LAP	SECTOR 1	SECTOR 2	LAP TIME	MPH	DIFF	TIME OF DAY	
1 -	2:30.106	1:05.228	3:35.334 (2)	49.63	28.946	09:49:54.580	
2 -			5:02.578 (3)	35.32	1:56.190	09:54:57.158	
3 -	2:06.195	1:00.193	3:06.388 (1)	57.34		09:58:03.546	

P40 59 S		Danielle COOPER		Kawasaki - ePayMe			
IDEAL LAP TIME : 3:09.888		BEST LAP TIME : 3:09.958		DIFFERENCE : 0.070			
LAP	SECTOR 1	SECTOR 2	LAP TIME	MPH	DIFF	TIME OF DAY	
1 -	2:25.800	1:06.835	3:32.635	50.26	22.677	09:49:56.640	
2 -			3:28.475 (3)	51.26	18.517	09:53:25.115	
3 -	2:07.576	1:04.673	3:12.249 (2)	55.59	2.291	09:56:37.364	
4 -	2:05.215	1:04.743	3:09.958 (1)	56.26		09:59:47.322	

P41 10		Sam HOLME		Yamaha -			
IDEAL LAP TIME : 3:10.434		BEST LAP TIME : 3:10.434		DIFFERENCE : 0.000			
LAP	SECTOR 1	SECTOR 2	LAP TIME	MPH	DIFF	TIME OF DAY	
1 -	2:10.367	1:00.067	3:10.434 (1)	56.12		09:49:07.086	

P42 37 R4		Nigel KEMP		Kawasaki -			
IDEAL LAP TIME : 3:11.799		BEST LAP TIME : 3:11.799		DIFFERENCE : 0.000			
LAP	SECTOR 1	SECTOR 2	LAP TIME	MPH	DIFF	TIME OF DAY	
1 -	2:29.215	1:06.550	3:35.765	49.53	23.966	09:49:54.793	
2 -			3:29.537 (3)	51.00	17.738	09:53:24.330	
3 -	2:07.689	1:04.110	3:11.799 (1)	55.72		09:56:36.129	
4 -	2:08.913	1:05.493	3:14.406 (2)	54.97	2.607	09:59:50.535	

P43 71 S		Luke HARVEY		Kawasaki - www.CMSPIPE.com CMS Racing			
IDEAL LAP TIME : 3:12.381		BEST LAP TIME : 3:12.381		DIFFERENCE : 0.000			
LAP	SECTOR 1	SECTOR 2	LAP TIME	MPH	DIFF	TIME OF DAY	
1 -	2:27.339	1:09.502	3:36.841 (2)	49.28	24.460	09:50:00.461	
2 -			3:49.216 (3)	46.62	36.835	09:53:49.677	
3 -	2:09.271	1:03.110	3:12.381 (1)	55.55		09:57:02.058	

P44 178 S		Richard MORRIS		Suzuki - Mark 1 Diggers			
IDEAL LAP TIME : 3:14.524		BEST LAP TIME : 3:15.216		DIFFERENCE : 0.692			
LAP	SECTOR 1	SECTOR 2	LAP TIME	MPH	DIFF	TIME OF DAY	
1 -	2:15.137	1:08.656	3:23.793 (3)	52.44	8.577	09:49:23.351	

Weather / Track : Cloudy / Wet

Snetterton 300
Circuit Length = 2.9689 miles
Start: 09:45 Flag 09:56 End: 09:59

BMCRC - MRO Championships 2015 - Rnd 2 @ Snetterton 300

EDlasia Formula 400 inc Sub 64 & Rookies

QUALIFYING - SECTOR ANALYSIS

SECTOR 1 = FL to I1, SECTOR 2 = I1 to I2, SECTOR 3 = I2 to FL, DIFF = Difference To Personal Best Lap

2 -	2:35.042	1:18.234	3:53.276	45.81	38.060	09:53:16.627
3 -	2:09.538	1:05.702	3:15.240 (2)	54.74	0.024	09:56:31.867
4 -	2:10.230	1:04.986	3:15.216 (1)	54.75		09:59:47.083

P45	2 R4	Lee HUFF	Yamaha -			
IDEAL LAP TIME : 3:11.607		BEST LAP TIME : 3:16.727		DIFFERENCE : 5.120		
LAP	SECTOR 1	SECTOR 2	LAP TIME	MPH	DIFF	TIME OF DAY
1 -	2:11.451	1:05.276	3:16.727 (1)	54.32		09:49:37.318
2 -			5:03.068 P	35.26	1:46.341	09:54:40.386
3 -	OUTLAP	1:00.156	3:04.243	58.01		09:57:44.629

P46	6 S	Martin PEARSON	Honda - ASL Powerstream			
IDEAL LAP TIME : 3:17.307		BEST LAP TIME : 3:24.204		DIFFERENCE : 6.897		
LAP	SECTOR 1	SECTOR 2	LAP TIME	MPH	DIFF	TIME OF DAY
1 -	2:17.242	1:06.962	3:24.204 (1)	52.34		09:49:14.003
2 -	2:19.351	1:27.101	3:46.452 (2)	47.19	22.248	09:53:00.455

P47	104 R4	David OGDEN	Yamaha -			
IDEAL LAP TIME : 3:48.159		BEST LAP TIME : 3:48.159		DIFFERENCE : 0.000		
LAP	SECTOR 1	SECTOR 2	LAP TIME	MPH	DIFF	TIME OF DAY
1 -	2:32.189	1:15.970	3:48.159 (1)	46.84		09:50:06.642

BMCRC - MRO Championships 2015 - Rnd 2 @ Snetterton 300

EDlasia Formula 400 inc Sub 64 & Rookies

QUALIFYING - BEST SECTORS

SECTOR 1				SECTOR 2				IDEAL / BEST COMPARISON				
POS	NO	NAME	TIME	NO	NAME	TIME	POS	NO	NAME	IDEAL	BEST	DIFF
1	116	SCHOFIELD	1:39.967	116	SCHOFIELD	50.157	1	116	SCHOFIELD	2:30.124	2:30.356	0.232
2	154	SAUNDERS	1:40.196	51	JARMAN	50.724	2	154	SAUNDERS	2:30.928	2:34.930	4.002
3	70	THORNTON	1:41.024	154	SAUNDERS	50.732	3	51	JARMAN	2:31.824	2:34.229	2.405
4	51	JARMAN	1:41.100	11	RUTH	51.018	4	22	HARVIEK	2:32.950	2:32.950	0.000
5	22	HARVIEK	1:41.890	22	HARVIEK	51.060	5	70	THORNTON	2:33.148	2:37.945	4.797
6	25	WHELAN	1:42.579	88	THOMPSON	51.637	6	11	RUTH	2:34.477	2:34.477	0.000
7	11	RUTH	1:43.459	25	WHELAN	52.009	7	25	WHELAN	2:34.588	2:34.588	0.000
8	88	THOMPSON	1:43.731	70	THORNTON	52.124	8	88	THOMPSON	2:35.368	2:35.368	0.000
9	2	GILL	1:44.689	84	SCHOFIELD	52.957	9	84	SCHOFIELD	2:37.916	2:37.916	0.000
10	84	SCHOFIELD	1:44.959	73	BORN	53.067	10	2	GILL	2:38.188	2:38.188	0.000
11	73	BORN	1:45.708	78	POVAH	53.076	11	73	BORN	2:38.775	2:38.775	0.000
12	78	POVAH	1:45.946	86	SCOTT	53.191	12	78	POVAH	2:39.022	2:44.515	5.493
13	76	DAWE	1:47.762	2	GILL	53.499	13	27	SMITH	2:41.388	2:41.388	0.000
14	27	SMITH	1:47.793	27	SMITH	53.595	14	86	SCOTT	2:41.975	2:41.975	0.000
15	65	MOXON	1:47.945	76	DAWE	54.539	15	76	DAWE	2:42.301	2:42.301	0.000
16	39	FRYER	1:47.984	50	HIGLETT	55.177	16	39	FRYER	2:43.784	2:43.858	0.074
17	86	SCOTT	1:48.784	55	COOPER	55.592	17	65	MOXON	2:44.401	2:45.577	1.176
18	44	BUCKETT	1:49.220	33	JOHNSTONE	55.697	18	55	COOPER	2:45.111	2:45.111	0.000
19	55	COOPER	1:49.519	39	FRYER	55.800	19	50	HIGLETT	2:45.844	2:45.844	0.000
20	5	WALDER	1:49.878	5	WALDER	56.286	20	44	BUCKETT	2:45.948	2:51.223	5.275
21	50	HIGLETT	1:50.667	16	WILKINS	56.367	21	5	WALDER	2:46.164	2:46.164	0.000
22	16	WILKINS	1:51.375	65	MOXON	56.456	22	33	JOHNSTONE	2:47.207	2:47.854	0.647
23	54	GORRIDGE	1:51.409	44	BUCKETT	56.728	23	16	WILKINS	2:47.742	2:54.078	6.336
24	91	TERRY	1:51.438	58	YOUNG	56.807	24	54	GORRIDGE	2:48.704	2:48.704	0.000
25	33	JOHNSTONE	1:51.510	54	GORRIDGE	57.295	25	91	TERRY	2:49.439	2:49.439	0.000
26	303	WALKER	1:53.779	303	WALKER	57.865	26	303	WALKER	2:51.644	2:51.644	0.000
27	127	GREEN	1:55.237	81	GRANT	57.911	27	127	GREEN	2:53.395	2:53.395	0.000
28	83	GIBSON	1:55.530	91	TERRY	58.001	28	58	YOUNG	2:53.482	2:53.482	0.000
29	63	HARDY	1:56.058	127	GREEN	58.158	29	83	GIBSON	2:54.070	2:54.070	0.000
30	47	CLARK	1:56.345	63	HARDY	58.161	30	63	HARDY	2:54.219	2:54.219	0.000
31	58	YOUNG	1:56.675	83	GIBSON	58.540	31	81	GRANT	2:55.500	2:56.649	1.149
32	52	JARMAN	1:57.130	52	JARMAN	59.538	32	47	CLARK	2:56.068	2:56.068	0.000
33	81	GRANT	1:57.589	47	CLARK	59.723	33	52	JARMAN	2:56.668	2:56.668	0.000
34	72	MILLER	1:57.673	10	HOLME	1:00.067	34	72	MILLER	2:58.389	2:58.389	0.000
35	56	PITT	1:59.887	2	HUFF	1:00.156	35	56	PITT	3:01.276	3:01.276	0.000
36	134	PETTET	2:01.059	123	BELCHER	1:00.193	36	134	PETTET	3:02.294	3:02.294	0.000
37	57	FISHER	2:01.573	72	MILLER	1:00.716	37	23	EVANS	3:03.382	3:03.382	0.000
38	23	EVANS	2:01.995	134	PETTET	1:01.235	38	57	FISHER	3:04.766	3:04.766	0.000
39	59	COOPER	2:05.215	23	EVANS	1:01.387	39	123	BELCHER	3:06.388	3:06.388	0.000
40	123	BELCHER	2:06.195	56	PITT	1:01.389	40	59	COOPER	3:09.888	3:09.958	0.070
41	37	KEMP	2:07.689	71	HARVEY	1:03.110	41	10	HOLME	3:10.434	3:10.434	0.000
42	71	HARVEY	2:09.271	57	FISHER	1:03.193	42	2	HUFF	3:11.607	3:16.727	5.120
43	178	MORRIS	2:09.538	37	KEMP	1:04.110	43	37	KEMP	3:11.799	3:11.799	0.000
44	6	PEARSON	2:10.345	59	COOPER	1:04.673	44	71	HARVEY	3:12.381	3:12.381	0.000
45	10	HOLME	2:10.367	178	MORRIS	1:04.986	45	178	MORRIS	3:14.524	3:15.216	0.692
46	2	HUFF	2:11.451	6	PEARSON	1:06.962	46	6	PEARSON	3:17.307	3:24.204	6.897
47	104	OGDEN	2:32.189	104	OGDEN	1:15.970	47	104	OGDEN	3:48.159	3:48.159	0.000

Weather / Track : Cloudy / Wet

Snetterton 300

Circuit Length = 2.9689 miles

Start: 09:45 Flag 09:56 End: 09:59

Results can be found at www.tsl-timing.com

Printed - 10:02 Saturday, 25 April 2015

BMCRC - MRO Championships 2015 - Rnd 2 @ Snetterton 300

EDlasia Formula 400 inc Sub 64

RACE 4 - GRID (5 Laps)

ROW 12	36	6	3:24.204	Martin PEARSON	35	178	3:15.216	Richard MORRIS	34	71	3:12.381	Luke HARVEY	
ROW 11		33	3:10.434	10	Sam HOLME	32	59	3:09.958	Danielle COOPER	31	56	3:01.276	Andrew PITT
ROW 10	30	72	2:58.389	Kevin MILLER	29	52	2:56.668	Gary JARMAN	28	47	2:56.068	Allan CLARK	
ROW 9		27	2:54.219	63	Daniel HARDY	26	16	2:54.078	Andy WILKINS	25	58	2:53.482	Steve YOUNG
ROW 8	24	127	2:53.395	Adam GREEN	23	303	2:51.644	Aiden WALKER	22	44	2:51.223	James BUCKETT	
ROW 7		21	2:49.439	91	Keith TERRY	20	54	2:48.704	Eric GORRIDGE	19	33	2:47.854	Carl JOHNSTONE
ROW 6	18	5	2:46.164	Grant WALDER	17	50	2:45.844	Graham HIGLETT	16	65	2:45.577	Andrew MOXON	
ROW 5		15	2:44.515	78	Keith POVAH	14	39	2:43.858	Elwyn FRYER	13	76	2:42.301	Julian DAWE
ROW 4	12	86	2:41.975	Mathew SCOTT	11	27	2:41.388	William SMITH	10	73	2:38.775	Stephen BORN	
ROW 3		9	2:38.188	2	Andrew GILL	8	70	2:37.945	Peter THORNTON	7	84	2:37.916	Gavin SCHOFIELD
ROW 2	6	88	2:35.368	Mark THOMPSON	5	154	2:34.930	Andrew SAUNDERS	4	11	2:34.477	Dan RUTH	
ROW 1		3	2:34.229	51	Emma JARMAN	2	22	2:32.950	Dave HARVIEK	1	116	2:30.356	Tom SCHOFIELD
												Pole	

Snetterton 300
Circuit Length = 2.9689 miles

These results are provisional until the conclusion of any judicial and technical matters.

Clerk Of Course :		Timekeeper :
-------------------	--	--------------

Results can be found at www.tsl-timing.com

Printed - 10:08 Saturday, 25 April 2015





BMCRC - MRO Championships 2015 - Rnd 2 @ Snetterton 300

EDlasia Formula 400 inc Sub 64

RACE 4 - CLASSIFICATION

POS	NO	CL	PIC NAME	ENTRY	LAPS	TIME	GAP	DIFF	MPH	BEST	ON
1	11*		1 Dan RUTH	Kawasaki - Richard Ruth	4	8:58.172			79.43	2:11.636	4
2	51		2 Emma JARMAN	Kawasaki -	4	9:00.316	2.144	2.144	79.12	2:11.808	4
3	88		3 Mark THOMPSON	Kawasaki - Flintstone Tyres / David Simon Tuning	4	9:16.817	18.645	16.501	76.77	2:16.591	4
4	70		4 Peter THORNTON	Kawasaki - Cadmatic	4	9:22.599	24.427	5.782	75.99	2:19.043	2
5	86		5 Mathew SCOTT	Kawasaki -	4	9:22.724	24.552	0.125	75.97	2:18.196	3
6	116		6 Tom SCHOFIELD	Kawasaki -	4	9:22.875	24.703	0.151	75.95	2:17.262	2
7	54		7 Eric GORRIDGE	Kawasaki -	4	9:38.228	40.056	15.353	73.93	2:21.606	2
8	21		8 Alan WATSON	Kawasaki - Watson Racing	4	9:38.399	40.227	0.171	73.91	2:18.838	4
9	22	S	1 Dave HARVIEK	Kawasaki - SW Roofing Group	4	9:39.440	41.268	1.041	73.78	2:22.637	2
10	27		9 William SMITH	Kawasaki -	4	9:41.849	43.677	2.409	73.47	2:22.059	3
11	5		10 Grant WALDER	Kawasaki - Fins Motorcycles	4	9:42.130	43.958	0.281	73.44	2:22.685	3
12	39		11 Elwyn FRYER	Kawasaki - South Coast Appliances/Hoover UK	4	9:43.231	45.059	1.101	73.30	2:22.413	4
13	65	S	2 Andrew MOXON	Honda -	4	9:43.966	45.794	0.735	73.21	2:20.858	3
14	127	S	3 Adam GREEN	Kawasaki - Royal Air Force Motorsport Association	4	9:49.971	51.799	6.005	72.46	2:24.178	4
15	73		12 Stephen BORN	Honda - Mike Oxbig	4	9:56.630	58.458	6.659	71.65	2:25.345	4
16	33	S	4 Carl JOHNSTONE	Yamaha - EDlasia	4	9:58.569	1:00.397	1.939	71.42	2:26.184	3
17	63		13 Daniel HARDY	Kawasaki - Susan Beddall Holistic Training	4	10:01.203	1:03.031	2.634	71.11	2:25.708	4
18	76	S	5 Julian DAWE	Honda -	4	10:11.917	1:13.745	10.714	69.86	2:29.187	3
19	58		14 Steve YOUNG	Kawasaki - Cadmatic	4	10:12.122	1:13.950	0.205	69.84	2:29.166	4
20	52		15 Gary JARMAN	Kawasaki - G & S Motorcycle Tyres	4	10:15.499	1:17.327	3.377	69.45	2:28.372	2
21	72		16 Kevin MILLER	Honda - Mechanical Air Supplies Ltd	4	10:15.759	1:17.587	0.260	69.43	2:29.781	3
22	44		17 James BUCKETT	Kawasaki -	4	10:21.219	1:23.047	5.460	68.81	2:30.666	3
23	91	S	6 Keith TERRY	Honda - 23 Tuning	4	10:21.269	1:23.097	0.050	68.81	2:27.965	2
24	303		18 Aiden WALKER	Kawasaki - DadSon Racing	4	10:29.681	1:31.509	8.412	67.89	2:31.431	3
25	56		19 Andrew PITT	Kawasaki - Raven Performance/Norman Pitt	4	10:41.138	1:42.966	11.457	66.68	2:36.016	3
26	6	S	7 Martin PEARSON	Honda - ASL Powerstream	4	10:41.960	1:43.788	0.822	66.59	2:35.323	4
27	47		20 Allan CLARK	Kawasaki - A Clark & Sons Builders	4	10:46.626	1:48.454	4.666	66.11	2:38.656	3
28	59	S	8 Danielle COOPER	Kawasaki - ePayMe	4	10:52.546	1:54.374	5.920	65.51	2:37.599	4
29	178	S	9 Richard MORRIS	Suzuki - Mark 1 Diggers	4	10:53.039	1:54.867	0.493	65.46	2:37.072	4

NOT CLASSIFIED

DNF	50		Graham HIGLETT	Kawasaki - Face to Face Finance	0						
-----	----	--	----------------	---------------------------------	---	--	--	--	--	--	--

FASTEST LAP

11			Dan RUTH	Kawasaki - Richard Ruth	4	2:11.636		81.19 mph		130.66 kph
65	S		Andrew MOXON	Honda -	3	2:20.858		75.87 mph		122.11 kph

* No 11 - Please fit a working transponder
 Class - 90% of Race Speed = 71.48 mph
 Class S - 90% of Race Speed = 66.40 mph

Snetterton 300

Circuit Length = 2.9689 miles

Start: 12:46 Flag 12:55 End: 12:57

Weather / Track : Cloudy / Drying

These results are provisional until the conclusion of any judicial and technical matters.

Clerk Of Course :	Timekeeper :
-------------------	--------------

Results can be found at www.tsl-timing.com

Printed - 12:58 Saturday, 25 April 2015



BMCRC - MRO Championships 2015 - Rnd 2 @ Snetterton 300

EDlasia Formula 400 inc Sub 64

RACE 4 - LAP CHART

LAP 1 @ 12:49:14.235			LAP 2 @ 12:51:26.616			LAP 3 @ 12:53:42.923			LAP 4 @ 12:55:54.559		
NO	BEHIND	LAP TIME	NO	BEHIND	LAP TIME	NO	BEHIND	LAP TIME	NO	BEHIND	LAP TIME
11		2:17.848	11		2:12.381	11		2:16.307	11		2:11.636
51	3.162	2:21.010	51	5.391	2:14.610	51	1.972	2:12.888	51	2.144	2:11.808
116	4.058	2:21.906	116	8.939	2:17.262	116	11.589	2:18.957	88	18.645	2:16.591
88	5.293	2:23.141	88	11.277	2:18.365	88	13.690	2:18.720	70	24.427	2:19.982
70	6.620	2:24.468	70	13.282	2:19.043	70	16.081	2:19.106	86	24.552	2:19.435
86	8.332	2:26.180	86	14.864	2:18.913	86	16.753	2:18.196	116	24.703	2:24.750
22	10.595	2:28.443	22	20.851	2:22.637	54	27.249	2:22.473	54	40.056	2:24.443
54	11.858	2:29.706	54	21.083	2:21.606	22	28.473	2:23.929	21	40.227	2:18.838
39	13.167	2:31.015	39	25.249	2:24.463	5	31.935	2:22.685	22	41.268	2:24.431
27	13.757	2:31.605	5	25.557	2:23.189	27	32.456	2:22.059	27	43.677	2:22.857
5	14.749	2:32.597	27	26.704	2:25.328	21	33.025	2:19.076	5	43.958	2:23.659
127	17.600	2:35.448	21	30.256	2:21.060	39	34.282	2:25.340	39	45.059	2:22.413
73	18.457	2:36.305	65	31.234	2:24.492	65	35.785	2:20.858	65	45.794	2:21.645
65	19.123	2:36.971	127	31.306	2:26.087	127	39.257	2:24.258	127	51.799	2:24.178
52	19.378	2:37.226	73	34.615	2:28.539	73	44.749	2:26.441	73	58.458	2:25.345
33	19.733	2:37.581	52	35.369	2:28.372	33	45.758	2:26.184	33	1:00.397	2:26.275
91	20.805	2:38.653	33	35.881	2:28.529	63	48.959	2:26.595	63	1:03.031	2:25.708
21	21.577	2:39.425	91	36.389	2:27.965	52	51.563	2:32.501	76	1:13.745	2:30.465
76	22.832	2:40.680	63	38.671	2:28.196	91	52.678	2:32.596	58	1:13.950	2:29.166
63	22.856	2:40.704	76	42.036	2:31.585	76	54.916	2:29.187	52	1:17.327	2:37.400
58	25.568	2:43.416	58	43.154	2:29.967	58	56.420	2:29.573	72	1:17.587	2:29.803
44	26.079	2:43.927	44	44.565	2:30.867	44	58.924	2:30.666	44	1:23.047	2:35.759
72	26.238	2:44.086	72	45.946	2:32.089	72	59.420	2:29.781	91	1:23.097	2:42.055
47	30.558	2:48.406	303	54.982	2:33.336	303	1:10.106	2:31.431	303	1:31.509	2:33.039
56	32.779	2:50.627	47	57.486	2:39.309	56	1:18.195	2:36.016	56	1:42.966	2:36.407
303	34.027	2:51.875	56	58.486	2:38.088	47	1:19.835	2:38.656	6	1:43.788	2:35.323
6	34.960	2:52.808	6	1:00.392	2:37.813	6	1:20.101	2:36.016	47	1:48.454	2:40.255
59	36.424	2:54.272	59	1:04.760	2:40.717	59	1:28.411	2:39.958	59	1:54.374	2:37.599
178	39.587	2:57.435	178	1:06.880	2:39.674	178	1:29.431	2:38.858	178	1:54.867	2:37.072

Weather / Track : Cloudy / Drying

Results can be found at www.tsl-timing.com

Snetterton 300

Circuit Length = 2.9689 miles

Start: 12:46 Flag 12:55 End: 12:57

Printed - 12:59 Saturday, 25 April 2015

BMCRC - MRO Championships 2015 - Rnd 2 @ Snetterton 300

EDlasia Formula 400 inc Sub 64

RACE 4 - SECTOR ANALYSIS

SECTOR 1 = FL to I1, SECTOR 2 = I1 to I2, SECTOR 3 = I2 to FL, DIFF = Difference To Personal Best Lap

P1 11		Dan RUTH		Kawasaki - Richard Ruth		
IDEAL LAP TIME :		BEST LAP TIME : 2:11.636		DIFFERENCE :		
LAP	SECTOR 1	SECTOR 2	LAP TIME	MPH	DIFF	TIME OF DAY
1 -			2:17.848	77.53	6.212	12:49:14.235
2 -			2:12.381 (2)	80.73	0.745	12:51:26.616
3 -			2:16.307 (3)	78.41	4.671	12:53:42.923
4 -			2:11.636 (1)	81.19		12:55:54.559

P2 51		Emma JARMAN		Kawasaki -		
IDEAL LAP TIME : 2:11.808		BEST LAP TIME : 2:11.808		DIFFERENCE : 0.000		
LAP	SECTOR 1	SECTOR 2	LAP TIME	MPH	DIFF	TIME OF DAY
1 -		45.272	2:21.010	75.79	9.202	12:49:17.397
2 -	1:29.087	45.523	2:14.610 (3)	79.40	2.802	12:51:32.007
3 -	1:28.330	44.558	2:12.888 (2)	80.42	1.080	12:53:44.895
4 -	1:27.398	44.410	2:11.808 (1)	81.08		12:55:56.703

P3 88		Mark THOMPSON		Kawasaki - Flintstone Tyres / David Simon Tuning		
IDEAL LAP TIME : 2:16.591		BEST LAP TIME : 2:16.591		DIFFERENCE : 0.000		
LAP	SECTOR 1	SECTOR 2	LAP TIME	MPH	DIFF	TIME OF DAY
1 -		45.960	2:23.141	74.66	6.550	12:49:19.528
2 -	1:31.884	46.481	2:18.365 (2)	77.24	1.774	12:51:37.893
3 -	1:32.667	46.053	2:18.720 (3)	77.04	2.129	12:53:56.613
4 -	1:31.085	45.506	2:16.591 (1)	78.24		12:56:13.204

P4 70		Peter THORNTON		Kawasaki - Cadmatic		
IDEAL LAP TIME : 2:18.648		BEST LAP TIME : 2:19.043		DIFFERENCE : 0.395		
LAP	SECTOR 1	SECTOR 2	LAP TIME	MPH	DIFF	TIME OF DAY
1 -		47.030	2:24.468	73.98	5.425	12:49:20.855
2 -	1:32.092	46.951	2:19.043 (1)	76.86		12:51:39.898
3 -	1:32.550	46.556	2:19.106 (2)	76.83	0.063	12:53:59.004
4 -	1:32.835	47.147	2:19.982 (3)	76.35	0.939	12:56:18.986

P5 86		Mathew SCOTT		Kawasaki -		
IDEAL LAP TIME : 2:18.196		BEST LAP TIME : 2:18.196		DIFFERENCE : 0.000		
LAP	SECTOR 1	SECTOR 2	LAP TIME	MPH	DIFF	TIME OF DAY
1 -		46.680	2:26.180	73.11	7.984	12:49:22.567
2 -	1:32.178	46.735	2:18.913 (2)	76.94	0.717	12:51:41.480
3 -	1:32.110	46.086	2:18.196 (1)	77.34		12:53:59.676
4 -	1:32.815	46.620	2:19.435 (3)	76.65	1.239	12:56:19.111

P6 116		Tom SCHOFIELD		Kawasaki -		
IDEAL LAP TIME : 2:16.454		BEST LAP TIME : 2:17.262		DIFFERENCE : 0.808		
LAP	SECTOR 1	SECTOR 2	LAP TIME	MPH	DIFF	TIME OF DAY
1 -		45.113	2:21.906 (3)	75.31	4.644	12:49:18.293
2 -	1:31.341	45.921	2:17.262 (1)	77.86		12:51:35.555
3 -	1:32.559	46.398	2:18.957 (2)	76.91	1.695	12:53:54.512
4 -	1:33.181	51.569	2:24.750	73.83	7.488	12:56:19.262

P7 54		Eric GORRIDGE		Kawasaki -		
IDEAL LAP TIME : 2:21.340		BEST LAP TIME : 2:21.606		DIFFERENCE : 0.266		
LAP	SECTOR 1	SECTOR 2	LAP TIME	MPH	DIFF	TIME OF DAY
1 -		47.620	2:29.706	71.39	8.100	12:49:26.093
2 -	1:33.720	47.886	2:21.606 (1)	75.47		12:51:47.699
3 -	1:34.468	48.005	2:22.473 (2)	75.01	0.867	12:54:10.172
4 -	1:34.568	49.875	2:24.443 (3)	73.99	2.837	12:56:34.615

Weather / Track : Cloudy / Drying

Snetterton 300

Circuit Length = 2.9689 miles

Start: 12:46 Flag 12:55 End: 12:57

BMCRC - MRO Championships 2015 - Rnd 2 @ Snetterton 300

EDlasia Formula 400 inc Sub 64

RACE 4 - SECTOR ANALYSIS

SECTOR 1 = FL to I1, SECTOR 2 = I1 to I2, SECTOR 3 = I2 to FL, DIFF = Difference To Personal Best Lap

P8 21		Alan WATSON		Kawasaki - Watson Racing		
IDEAL LAP TIME : 2:18.607		BEST LAP TIME : 2:18.838		DIFFERENCE : 0.231		
LAP	SECTOR 1	SECTOR 2	LAP TIME	MPH	DIFF	TIME OF DAY
1 -		49.341	2:39.425	67.04	20.587	12:49:35.812
2 -	1:34.362	46.698	2:21.060 (3)	75.76	2.222	12:51:56.872
3 -	1:32.027	47.049	2:19.076 (2)	76.85	0.238	12:54:15.948
4 -	1:32.258	46.580	2:18.838 (1)	76.98		12:56:34.786

P9 22 S		Dave HARVIEK		Kawasaki - SW Roofing Group		
IDEAL LAP TIME : 2:22.341		BEST LAP TIME : 2:22.637		DIFFERENCE : 0.296		
LAP	SECTOR 1	SECTOR 2	LAP TIME	MPH	DIFF	TIME OF DAY
1 -		47.628	2:28.443	72.00	5.806	12:49:24.830
2 -	1:34.713	47.924	2:22.637 (1)	74.93		12:51:47.467
3 -	1:35.780	48.149	2:23.929 (2)	74.25	1.292	12:54:11.396
4 -	1:35.175	49.256	2:24.431 (3)	74.00	1.794	12:56:35.827

P10 27		William SMITH		Kawasaki -		
IDEAL LAP TIME : 2:21.957		BEST LAP TIME : 2:22.059		DIFFERENCE : 0.102		
LAP	SECTOR 1	SECTOR 2	LAP TIME	MPH	DIFF	TIME OF DAY
1 -		48.725	2:31.605	70.49	9.546	12:49:27.992
2 -	1:36.346	48.982	2:25.328 (3)	73.54	3.269	12:51:53.320
3 -	1:34.956	47.103	2:22.059 (1)	75.23		12:54:15.379
4 -	1:34.854	48.003	2:22.857 (2)	74.81	0.798	12:56:38.236

P11 5		Grant WALDER		Kawasaki - Fins Motorcycles		
IDEAL LAP TIME : 2:22.355		BEST LAP TIME : 2:22.685		DIFFERENCE : 0.330		
LAP	SECTOR 1	SECTOR 2	LAP TIME	MPH	DIFF	TIME OF DAY
1 -		48.184	2:32.597	70.04	9.912	12:49:28.984
2 -	1:35.137	48.052	2:23.189 (2)	74.64	0.504	12:51:52.173
3 -	1:34.668	48.017	2:22.685 (1)	74.90		12:54:14.858
4 -	1:35.972	47.687	2:23.659 (3)	74.39	0.974	12:56:38.517

P12 39		Elwyn FRYER		Kawasaki - South Coast Appliances/Hoover UK		
IDEAL LAP TIME : 2:22.413		BEST LAP TIME : 2:22.413		DIFFERENCE : 0.000		
LAP	SECTOR 1	SECTOR 2	LAP TIME	MPH	DIFF	TIME OF DAY
1 -		48.825	2:31.015	70.77	8.602	12:49:27.402
2 -	1:35.939	48.524	2:24.463 (2)	73.98	2.050	12:51:51.865
3 -	1:36.330	49.010	2:25.340 (3)	73.53	2.927	12:54:17.205
4 -	1:34.311	48.102	2:22.413 (1)	75.04		12:56:39.618

P13 65 S		Andrew MOXON		Honda -		
IDEAL LAP TIME : 2:20.813		BEST LAP TIME : 2:20.858		DIFFERENCE : 0.045		
LAP	SECTOR 1	SECTOR 2	LAP TIME	MPH	DIFF	TIME OF DAY
1 -		49.383	2:36.971	68.08	16.113	12:49:33.358
2 -	1:35.151	49.341	2:24.492 (3)	73.97	3.634	12:51:57.850
3 -	1:33.274	47.584	2:20.858 (1)	75.87		12:54:18.708
4 -	1:34.106	47.539	2:21.645 (2)	75.45	0.787	12:56:40.353

P14 127 S		Adam GREEN		Kawasaki - Royal Air Force Motorsport Association		
IDEAL LAP TIME : 2:24.108		BEST LAP TIME : 2:24.178		DIFFERENCE : 0.070		
LAP	SECTOR 1	SECTOR 2	LAP TIME	MPH	DIFF	TIME OF DAY
1 -		49.666	2:35.448	68.75	11.270	12:49:31.835
2 -	1:37.046	49.041	2:26.087 (3)	73.16	1.909	12:51:57.922
3 -	1:35.480	48.778	2:24.258 (2)	74.09	0.080	12:54:22.180
4 -	1:35.550	48.628	2:24.178 (1)	74.13		12:56:46.358

Weather / Track : Cloudy / Drying

Snetterton 300

Circuit Length = 2.9689 miles

Start: 12:46 Flag 12:55 End: 12:57

BMCRC - MRO Championships 2015 - Rnd 2 @ Snetterton 300

EDlasia Formula 400 inc Sub 64

RACE 4 - SECTOR ANALYSIS

SECTOR 1 = FL to I1, SECTOR 2 = I1 to I2, SECTOR 3 = I2 to FL, DIFF = Difference To Personal Best Lap

P15 73		Stephen BORN		Honda - Mike Oxbig		
IDEAL LAP TIME : 2:25.345		BEST LAP TIME : 2:25.345		DIFFERENCE : 0.000		
LAP	SECTOR 1	SECTOR 2	LAP TIME	MPH	DIFF	TIME OF DAY
1 -		49.964	2:36.305	68.37	10.960	12:49:32.692
2 -	1:38.781	49.758	2:28.539 (3)	71.95	3.194	12:52:01.231
3 -	1:37.275	49.166	2:26.441 (2)	72.98	1.096	12:54:27.672
4 -	1:36.314	49.031	2:25.345 (1)	73.53		12:56:53.017

P16 33 S		Carl JOHNSTONE		Yamaha - EDlasia		
IDEAL LAP TIME : 2:25.772		BEST LAP TIME : 2:26.184		DIFFERENCE : 0.412		
LAP	SECTOR 1	SECTOR 2	LAP TIME	MPH	DIFF	TIME OF DAY
1 -		50.356	2:37.581	67.82	11.397	12:49:33.968
2 -	1:39.338	49.191	2:28.529 (3)	71.95	2.345	12:52:02.497
3 -	1:36.964	49.220	2:26.184 (1)	73.11		12:54:28.681
4 -	1:36.581	49.694	2:26.275 (2)	73.06	0.091	12:56:54.956

P17 63		Daniel HARDY		Kawasaki - Susan Beddall Holistic Training		
IDEAL LAP TIME : 2:25.708		BEST LAP TIME : 2:25.708		DIFFERENCE : 0.000		
LAP	SECTOR 1	SECTOR 2	LAP TIME	MPH	DIFF	TIME OF DAY
1 -		50.470	2:40.704	66.50	14.996	12:49:37.091
2 -	1:38.078	50.118	2:28.196 (3)	72.12	2.488	12:52:05.287
3 -	1:37.109	49.486	2:26.595 (2)	72.90	0.887	12:54:31.882
4 -	1:36.675	49.033	2:25.708 (1)	73.35		12:56:57.590

P18 76 S		Julian DAWE		Honda -		
IDEAL LAP TIME : 2:29.187		BEST LAP TIME : 2:29.187		DIFFERENCE : 0.000		
LAP	SECTOR 1	SECTOR 2	LAP TIME	MPH	DIFF	TIME OF DAY
1 -		51.463	2:40.680	66.51	11.493	12:49:37.067
2 -	1:40.763	50.822	2:31.585 (3)	70.50	2.398	12:52:08.652
3 -	1:39.064	50.123	2:29.187 (1)	71.64		12:54:37.839
4 -	1:40.062	50.403	2:30.465 (2)	71.03	1.278	12:57:08.304

P19 58		Steve YOUNG		Kawasaki - Cadmatic		
IDEAL LAP TIME : 2:28.145		BEST LAP TIME : 2:29.166		DIFFERENCE : 1.021		
LAP	SECTOR 1	SECTOR 2	LAP TIME	MPH	DIFF	TIME OF DAY
1 -		53.095	2:43.416	65.40	14.250	12:49:39.803
2 -	1:39.081	50.886	2:29.967 (3)	71.26	0.801	12:52:09.770
3 -	1:38.524	51.049	2:29.573 (2)	71.45	0.407	12:54:39.343
4 -	1:39.545	49.621	2:29.166 (1)	71.65		12:57:08.509

P20 52		Gary JARMAN		Kawasaki - G & S Motorcycle Tyres		
IDEAL LAP TIME : 2:27.856		BEST LAP TIME : 2:28.372		DIFFERENCE : 0.516		
LAP	SECTOR 1	SECTOR 2	LAP TIME	MPH	DIFF	TIME OF DAY
1 -		49.340	2:37.226 (3)	67.97	8.854	12:49:33.613
2 -	1:38.516	49.856	2:28.372 (1)	72.03		12:52:01.985
3 -	1:40.648	51.853	2:32.501 (2)	70.08	4.129	12:54:34.486
4 -	1:43.394	54.006	2:37.400	67.90	9.028	12:57:11.886

P21 72		Kevin MILLER		Honda - Mechanical Air Supplies Ltd		
IDEAL LAP TIME : 2:29.715		BEST LAP TIME : 2:29.781		DIFFERENCE : 0.066		
LAP	SECTOR 1	SECTOR 2	LAP TIME	MPH	DIFF	TIME OF DAY
1 -		52.196	2:44.086	65.13	14.305	12:49:40.473
2 -	1:40.781	51.308	2:32.089 (3)	70.27	2.308	12:52:12.562
3 -	1:39.504	50.277	2:29.781 (1)	71.35		12:54:42.343
4 -	1:39.438	50.365	2:29.803 (2)	71.34	0.022	12:57:12.146

Weather / Track : Cloudy / Drying

Snetterton 300
Circuit Length = 2.9689 miles
Start: 12:46 Flag 12:55 End: 12:57

BMCRC - MRO Championships 2015 - Rnd 2 @ Snetterton 300

EDlasia Formula 400 inc Sub 64

RACE 4 - SECTOR ANALYSIS

SECTOR 1 = FL to I1, SECTOR 2 = I1 to I2, SECTOR 3 = I2 to FL, DIFF = Difference To Personal Best Lap

P22 44		James BUCKETT		Kawasaki -		
IDEAL LAP TIME : 2:30.666		BEST LAP TIME : 2:30.666		DIFFERENCE : 0.000		
LAP	SECTOR 1	SECTOR 2	LAP TIME	MPH	DIFF	TIME OF DAY
1 -		53.121	2:43.927	65.19	13.261	12:49:40.314
2 -	1:39.819	51.048	2:30.867 (2)	70.84	0.201	12:52:11.181
3 -	1:39.630	51.036	2:30.666 (1)	70.93		12:54:41.847
4 -	1:41.880	53.879	2:35.759 (3)	68.61	5.093	12:57:17.606

P23 91 S		Keith TERRY		Honda - 23 Tuning		
IDEAL LAP TIME : 2:27.965		BEST LAP TIME : 2:27.965		DIFFERENCE : 0.000		
LAP	SECTOR 1	SECTOR 2	LAP TIME	MPH	DIFF	TIME OF DAY
1 -		49.391	2:38.653 (3)	67.36	10.688	12:49:35.040
2 -	1:38.643	49.322	2:27.965 (1)	72.23		12:52:03.005
3 -	1:38.760	53.836	2:32.596 (2)	70.04	4.631	12:54:35.601
4 -	1:47.572	54.483	2:42.055	65.95	14.090	12:57:17.656

P24 303		Aiden WALKER		Kawasaki - DadSon Racing		
IDEAL LAP TIME : 2:31.431		BEST LAP TIME : 2:31.431		DIFFERENCE : 0.000		
LAP	SECTOR 1	SECTOR 2	LAP TIME	MPH	DIFF	TIME OF DAY
1 -		52.940	2:51.875	62.18	20.444	12:49:48.262
2 -	1:41.611	51.725	2:33.336 (3)	69.70	1.905	12:52:21.598
3 -	1:39.780	51.651	2:31.431 (1)	70.58		12:54:53.029
4 -	1:41.265	51.774	2:33.039 (2)	69.83	1.608	12:57:26.068

P25 56		Andrew PITT		Kawasaki - Raven Performance/Norman Pitt		
IDEAL LAP TIME : 2:35.925		BEST LAP TIME : 2:36.016		DIFFERENCE : 0.091		
LAP	SECTOR 1	SECTOR 2	LAP TIME	MPH	DIFF	TIME OF DAY
1 -		52.642	2:50.627	62.63	14.611	12:49:47.014
2 -	1:44.935	53.153	2:38.088 (3)	67.60	2.072	12:52:25.102
3 -	1:44.280	51.736	2:36.016 (1)	68.50		12:55:01.118
4 -	1:44.189	52.218	2:36.407 (2)	68.33	0.391	12:57:37.525

P26 6 S		Martin PEARSON		Honda - ASL Powerstream		
IDEAL LAP TIME : 2:35.323		BEST LAP TIME : 2:35.323		DIFFERENCE : 0.000		
LAP	SECTOR 1	SECTOR 2	LAP TIME	MPH	DIFF	TIME OF DAY
1 -		54.896	2:52.808	61.84	17.485	12:49:49.195
2 -	1:44.728	53.085	2:37.813 (3)	67.72	2.490	12:52:27.008
3 -	1:43.529	52.487	2:36.016 (2)	68.50	0.693	12:55:03.024
4 -	1:43.200	52.123	2:35.323 (1)	68.81		12:57:38.347

P27 47		Allan CLARK		Kawasaki - A Clark & Sons Builders		
IDEAL LAP TIME : 2:37.961		BEST LAP TIME : 2:38.656		DIFFERENCE : 0.695		
LAP	SECTOR 1	SECTOR 2	LAP TIME	MPH	DIFF	TIME OF DAY
1 -		52.582	2:48.406	63.46	9.750	12:49:44.793
2 -	1:45.524	53.785	2:39.309 (2)	67.09	0.653	12:52:24.102
3 -	1:45.379	53.277	2:38.656 (1)	67.36		12:55:02.758
4 -	1:46.624	53.631	2:40.255 (3)	66.69	1.599	12:57:43.013

P28 59 S		Danielle COOPER		Kawasaki - ePayMe		
IDEAL LAP TIME : 2:37.599		BEST LAP TIME : 2:37.599		DIFFERENCE : 0.000		
LAP	SECTOR 1	SECTOR 2	LAP TIME	MPH	DIFF	TIME OF DAY
1 -		54.828	2:54.272	61.32	16.673	12:49:50.659
2 -	1:45.965	54.752	2:40.717 (3)	66.50	3.118	12:52:31.376
3 -	1:45.674	54.284	2:39.958 (2)	66.81	2.359	12:55:11.334
4 -	1:44.157	53.442	2:37.599 (1)	67.81		12:57:48.933

Weather / Track : Cloudy / Drying

Snetterton 300
Circuit Length = 2.9689 miles
Start: 12:46 Flag 12:55 End: 12:57

BMCRC - MRO Championships 2015 - Rnd 2 @ Snetterton 300

EDlasia Formula 400 inc Sub 64

RACE 4 - SECTOR ANALYSIS

SECTOR 1 = FL to I1, SECTOR 2 = I1 to I2, SECTOR 3 = I2 to FL, DIFF = Difference To Personal Best Lap

P29 178 S Richard MORRIS		Suzuki - Mark 1 Diggers				
IDEAL LAP TIME : 2:36.530		BEST LAP TIME : 2:37.072		DIFFERENCE : 0.542		
LAP	SECTOR 1	SECTOR 2	LAP TIME	MPH	DIFF	TIME OF DAY
1 -		56.403	2:57.435	60.23	20.363	12:49:53.822
2 -	1:45.651	54.023	2:39.674 (3)	66.93	2.602	12:52:33.496
3 -	1:43.933	54.925	2:38.858 (2)	67.28	1.786	12:55:12.354
4 -	1:44.475	52.597	2:37.072 (1)	68.04		12:57:49.426

BMCRC - MRO Championships 2015 - Rnd 2 @ Snetterton 300

EDlasia Formula 400 inc Sub 64

RACE 4 - BEST SECTORS

SECTOR 1			SECTOR 2			IDEAL / BEST COMPARISON						
POS	NO	NAME	TIME	NO	NAME	TIME	POS	NO	NAME	IDEAL	BEST	DIFF
									PERFECT LAP	2:11.808		
1	51	JARMAN	1:27.398	51	JARMAN	44.410	1	51	JARMAN	2:11.808	2:11.808	0.000
2	88	THOMPSON	1:31.085	116	SCHOFIELD	45.113	2	116	SCHOFIELD	2:16.454	2:17.262	0.808
3	116	SCHOFIELD	1:31.341	88	THOMPSON	45.506	3	88	THOMPSON	2:16.591	2:16.591	0.000
4	21	WATSON	1:32.027	86	SCOTT	46.086	4	86	SCOTT	2:18.196	2:18.196	0.000
5	70	THORNTON	1:32.092	70	THORNTON	46.556	5	21	WATSON	2:18.607	2:18.838	0.231
6	86	SCOTT	1:32.110	21	WATSON	46.580	6	70	THORNTON	2:18.648	2:19.043	0.395
7	65	MOXON	1:33.274	27	SMITH	47.103	7	65	MOXON	2:20.813	2:20.858	0.045
8	54	GORRIDGE	1:33.720	65	MOXON	47.539	8	54	GORRIDGE	2:21.340	2:21.606	0.266
9	39	FRYER	1:34.311	54	GORRIDGE	47.620	9	27	SMITH	2:21.957	2:22.059	0.102
10	5	WALDER	1:34.668	22	HARVIEK	47.628	10	22	HARVIEK	2:22.341	2:22.637	0.296
11	22	HARVIEK	1:34.713	5	WALDER	47.687	11	5	WALDER	2:22.355	2:22.685	0.330
12	27	SMITH	1:34.854	39	FRYER	48.102	12	39	FRYER	2:22.413	2:22.413	0.000
13	127	GREEN	1:35.480	127	GREEN	48.628	13	127	GREEN	2:24.108	2:24.178	0.070
14	73	BORN	1:36.314	73	BORN	49.031	14	73	BORN	2:25.345	2:25.345	0.000
15	33	JOHNSTONE	1:36.581	63	HARDY	49.033	15	63	HARDY	2:25.708	2:25.708	0.000
16	63	HARDY	1:36.675	33	JOHNSTONE	49.191	16	33	JOHNSTONE	2:25.772	2:26.184	0.412
17	52	JARMAN	1:38.516	91	TERRY	49.322	17	52	JARMAN	2:27.856	2:28.372	0.516
18	58	YOUNG	1:38.524	52	JARMAN	49.340	18	91	TERRY	2:27.965	2:27.965	0.000
19	91	TERRY	1:38.643	58	YOUNG	49.621	19	58	YOUNG	2:28.145	2:29.166	1.021
20	76	DAWE	1:39.064	76	DAWE	50.123	20	76	DAWE	2:29.187	2:29.187	0.000
21	72	MILLER	1:39.438	72	MILLER	50.277	21	72	MILLER	2:29.715	2:29.781	0.066
22	44	BUCKETT	1:39.630	44	BUCKETT	51.036	22	44	BUCKETT	2:30.666	2:30.666	0.000
23	303	WALKER	1:39.780	303	WALKER	51.651	23	303	WALKER	2:31.431	2:31.431	0.000
24	6	PEARSON	1:43.200	56	PITT	51.736	24	6	PEARSON	2:35.323	2:35.323	0.000
25	178	MORRIS	1:43.933	6	PEARSON	52.123	25	56	PITT	2:35.925	2:36.016	0.091
26	59	COOPER	1:44.157	47	CLARK	52.582	26	178	MORRIS	2:36.530	2:37.072	0.542
27	56	PITT	1:44.189	178	MORRIS	52.597	27	59	COOPER	2:37.599	2:37.599	0.000
28	47	CLARK	1:45.379	59	COOPER	53.442	28	47	CLARK	2:37.961	2:38.656	0.695
29							29	11	RUTH		2:11.636	
30												

Weather / Track : Cloudy / Drying

Results can be found at www.tsl-timing.com

Snetterton 300

Circuit Length = 2.9689 miles

Start: 12:46 Flag 12:55 End: 12:57

Printed - 12:58 Saturday, 25 April 2015

BMCRC - MRO Championships 2015 - Rnd 2 @ Snetterton 300

EDlasia Formula 400 inc Sub 64

RACE 15 - GRID (5 Laps)

ROW 13				37	154 Andrew SAUNDERS		
ROW 12	36	10 Sam HOLME	35	2 Andrew GILL	34	16 Andy WILKINS	
ROW 11		33	71 Luke HARVEY	32	84 Gavin SCHOFIELD	31	78 Keith POVAH
ROW 10	30	50 Graham HIGLETT	29	178 Richard MORRIS	28	59 Danielle COOPER	
ROW 9		27	47 Allan CLARK	26	6 Martin PEARSON	25	56 Andrew PITT
ROW 8	24	303 Aiden WALKER	23	91 Keith TERRY	22	44 James BUCKETT	
ROW 7		21	72 Kevin MILLER	20	52 Gary JARMAN	19	58 Steve YOUNG
ROW 6	18	76 Julian DAWE	17	63 Daniel HARDY	16	33 Carl JOHNSTONE	
ROW 5		15	73 Stephen BORN	14	127 Adam GREEN	13	65 Andrew MOXON
ROW 4	12	39 Elwyn FRYER	11	5 Grant WALDER	10	27 William SMITH	
ROW 3		9	22 Dave HARVIEK	8	21 Alan WATSON	7	54 Eric GORRIDGE
ROW 2	6	116 Tom SCHOFIELD	5	86 Mathew SCOTT	4	70 Peter THORNTON	
ROW 1		3	88 Mark THOMPSON	2	51 Emma JARMAN	1	11 Dan RUTH
						Pole	

Snetterton 300
Circuit Length = 2.9689 miles

These results are provisional until the conclusion of any judicial and technical matters.

Clerk Of Course :	Timekeeper :
-------------------	--------------

Results can be found at www.tsl-timing.com

Printed - 13:02 Saturday, 25 April 2015





BMCRC - MRO Championships 2015 - Rnd 2 @ Snetterton 300

EDlasia Formula 400 inc Sub 64

RACE 15 - CLASSIFICATION

POS	NO	CL	PIC NAME	ENTRY	LAPS	TIME	GAP	DIFF	MPH	BEST	ON
1	11		Dan RUTH	Kawasaki - Richard Ruth	5	10:42.434			83.18	2:06.721	3
2	51		Emma JARMAN	Kawasaki -	5	10:53.208	10.774	10.774	81.81	2:09.138	3
3	2		Andrew GILL	Kawasaki -	5	11:13.143	30.709	19.935	79.38	2:12.272	4
4	88		Mark THOMPSON	Kawasaki - Flintstone Tyres / David Simon Tuning	5	11:28.078	45.644	14.935	77.66	2:15.303	4
5	21		Alan WATSON	Kawasaki - Watson Racing	5	11:28.779	46.345	0.701	77.58	2:13.221	5
6	70		Peter THORNTON	Kawasaki - Cadmatic	5	11:29.012	46.578	0.233	77.56	2:15.022	4
7	54		Eric GORRIDGE	Kawasaki -	5	11:31.138	48.704	2.126	77.32	2:16.925	2
8	22	S	Dave HARVIEK	Kawasaki - SW Roofing Group	5	11:32.061	49.627	0.923	77.21	2:16.591	3
9	50		Graham HIGLETT	Kawasaki - Face to Face Finance	5	11:37.229	54.795	5.168	76.64	2:14.006	5
10	39		Elwyn FRYER	Kawasaki - South Coast Appliances/Hoover UK	5	11:41.867	59.433	4.638	76.14	2:17.048	4
11	27		William SMITH	Kawasaki -	5	11:42.754	1:00.320	0.887	76.04	2:18.348	4
12	127	S	Adam GREEN	Kawasaki - Royal Air Force Motorsport Association	5	11:44.845	1:02.411	2.091	75.81	2:18.406	4
13	10		Sam HOLME	Yamaha -	5	11:50.256	1:07.822	5.411	75.24	2:17.134	5
14	78	S	Keith POVAH	Hondas - www.78Plate.com ScreenPrinting	5	11:50.849	1:08.415	0.593	75.17	2:18.579	4
15	73		Stephen BORN	Honda - Mike Oxbig	5	11:53.726	1:11.292	2.877	74.87	2:20.588	5
16	65	S	Andrew MOXON	Honda -	5	11:56.280	1:13.846	2.554	74.60	2:20.654	3
17	33	S	Carl JOHNSTONE	Yamaha - EDlasia	5	11:59.014	1:16.580	2.734	74.32	2:20.245	4
18	58		Steve YOUNG	Kawasaki - Cadmatic	5	12:01.509	1:19.075	2.495	74.06	2:20.041	5
19	5		Grant WALDER	Kawasaki - Fins Motorcycles	5	12:10.567	1:28.133	9.058	73.14	2:21.204	2
20	44		James BUCKETT	Kawasaki -	5	12:11.002	1:28.568	0.435	73.10	2:23.650	2
21	84	S	Gavin SCHOFIELD	Honda -	5	12:11.957	1:29.523	0.955	73.01	2:21.676	5
22	63		Daniel HARDY	Kawasaki - Susan Beddall Holistic Training	5	12:17.379	1:34.945	5.422	72.47	2:22.095	4
23	76	S	Julian DAWE	Honda -	5	12:27.166	1:44.732	9.787	71.52	2:27.195	5
24	72		Kevin MILLER	Honda - Mechanical Air Supplies Ltd	5	12:30.339	1:47.905	3.173	71.22	2:24.831	5
25	59	S	Danielle COOPER	Kawasaki - ePayMe	5	12:33.493	1:51.059	3.154	70.92	2:25.297	4
26	303		Aiden WALKER	Kawasaki - DadSon Racing	5	12:53.500	2:11.066	20.007	69.08	2:31.434	2
27	47		Allan CLARK	Kawasaki - A Clark & Sons Builders	5	12:54.078	2:11.644	0.578	69.03	2:26.320	5
28	6	S	Martin PEARSON	Honda - ASL Powerstream	5	13:01.815	2:19.381	7.737	68.35	2:33.554	4
29	16	S	Andy WILKINS	Honda -	5	13:05.861	2:23.427	4.046	68.00	2:33.553	4
30	56		Andrew PITT	Kawasaki - Raven Performance/Norman Pitt	4	10:49.595	1 Lap	1 Lap	65.81	2:38.768	2
31	178	S	Richard MORRIS	Suzuki - Mark 1 Diggers	4	10:50.641	1 Lap	1.046	65.70	2:38.628	4
32	71	S	Luke HARVEY	Kawasaki - www.CMSPIPE.com CMS Racing	4	11:31.408	1 Lap	40.767	61.83	2:49.612	2

NOT CLASSIFIED

DNF	86		Mathew SCOTT	Kawasaki -	4	8:48.048	1 Lap		80.96	2:09.128	4
DNF	116		Tom SCHOFIELD	Kawasaki -	4	8:48.899	1 Lap	0.851	80.83	2:09.286	4
DNF	52		Gary JARMAN	Kawasaki - G & S Motorcycle Tyres	2	4:49.650	3 Laps	2 Laps	73.79	2:19.901	2

FASTEST LAP

11			Dan RUTH	Kawasaki - Richard Ruth	3	2:06.721		84.34 mph	135.73 kph		
22	S		Dave HARVIEK	Kawasaki - SW Roofing Group	3	2:16.591		78.24 mph	125.92 kph		

Class - 90% of Race Speed = 74.86 mph
 Class S - 90% of Race Speed = 69.48 mph

Snetterton 300
 Circuit Length = 2.9689 miles
 Start: 16:36 Flag 16:47 End: 16:49

Weather / Track : Cloudy / Dry

These results are provisional until the conclusion of any judicial and technical matters.

Clerk Of Course :	Timekeeper :
-------------------	--------------

Results can be found at www.tsl-timing.com

Printed - 16:50 Saturday, 25 April 2015



BMCRC - MRO Championships 2015 - Rnd 2 @ Snetterton 300

EDlasia Formula 400 inc Sub 64

RACE 15 - LAP CHART

LAP 1 @ 16:38:48.942			LAP 2 @ 16:40:56.113			LAP 3 @ 16:43:02.834			LAP 4 @ 16:45:11.282			LAP 5 @ 16:47:19.524		
NO	BEHIND	LAP TIME	NO	BEHIND	LAP TIME	NO	BEHIND	LAP TIME	NO	BEHIND	LAP TIME	NO	BEHIND	LAP TIME
11		2:11.852	11		2:07.171	11		2:06.721	11		2:08.448	11		2:08.242
51	2.101	2:13.953	51	4.292	2:09.362	51	6.709	2:09.138	71	1 Lap	2:50.926	56	1 Lap	2:41.971
116	5.287	2:17.139	116	9.609	2:11.493	86	13.176	2:09.905	51	8.356	2:10.095	178	1 Lap	2:38.628
86	6.845	2:18.697	86	9.992	2:10.318	116	13.869	2:10.981	86	13.856	2:09.128	51	10.774	2:10.660
70	8.922	2:20.774	2	16.065	2:12.892	2	22.296	2:12.952	116	14.707	2:09.286	2	30.709	2:12.831
54	9.572	2:21.424	54	19.326	2:16.925	54	30.067	2:17.462	2	26.120	2:12.272	88	45.644	2:16.429
2	10.344	2:22.196	70	19.652	2:17.901	70	30.290	2:17.359	70	36.864	2:15.022	21	46.345	2:13.221
88	10.976	2:22.828	88	20.752	2:16.947	88	30.602	2:16.571	88	37.457	2:15.303	70	46.578	2:17.956
22	12.454	2:24.306	22	21.900	2:16.617	22	31.770	2:16.591	54	39.096	2:17.477	54	48.704	2:17.850
27	15.251	2:27.103	27	26.889	2:18.809	21	36.405	2:13.567	22	40.237	2:16.915	71	1 Lap	2:50.754
5	15.706	2:27.558	21	29.559	2:17.168	27	39.170	2:19.002	21	41.366	2:13.409	22	49.627	2:17.632
39	17.441	2:29.293	5	29.739	2:21.204	39	41.823	2:18.542	50	49.031	2:15.273	50	54.795	2:14.006
127	17.787	2:29.639	39	30.002	2:19.732	50	42.206	2:16.421	27	49.070	2:18.348	39	59.433	2:17.252
52	17.897	2:29.749	127	30.213	2:19.597	127	42.255	2:18.763	39	50.423	2:17.048	27	1:00.320	2:19.492
73	17.957	2:29.809	52	30.627	2:19.901	78	45.500	2:19.490	127	52.213	2:18.406	127	1:02.411	2:18.440
65	18.882	2:30.734	73	31.417	2:20.631	73	45.990	2:21.294	78	55.631	2:18.579	10	1:07.822	2:17.134
21	19.562	2:31.414	50	32.506	2:18.354	65	47.847	2:20.654	10	58.930	2:17.928	78	1:08.415	2:21.026
63	20.561	2:32.413	78	32.731	2:19.254	10	49.450	2:19.046	73	58.946	2:21.404	73	1:11.292	2:20.588
78	20.648	2:32.500	65	33.914	2:22.203	33	51.436	2:21.144	65	1:00.150	2:20.751	65	1:13.846	2:21.938
50	21.323	2:33.175	33	37.013	2:22.743	63	53.156	2:22.520	33	1:03.233	2:20.245	33	1:16.580	2:21.589
44	21.358	2:33.210	10	37.125	2:22.083	58	53.687	2:22.029	63	1:06.803	2:22.095	58	1:19.075	2:20.041
33	21.441	2:33.293	63	37.357	2:23.967	44	55.809	2:24.693	58	1:07.276	2:22.037	5	1:28.133	2:24.475
10	22.213	2:34.065	44	37.837	2:23.650	5	56.226	2:33.208	44	1:11.778	2:24.417	44	1:28.568	2:25.032
58	23.364	2:35.216	58	38.379	2:22.186	84	1:01.351	2:22.863	5	1:11.900	2:24.122	84	1:29.523	2:21.676
76	25.366	2:37.218	84	45.209	2:24.478	76	1:06.701	2:27.394	84	1:16.089	2:23.186	63	1:34.945	2:36.384
303	27.802	2:39.654	76	46.028	2:27.833	59	1:09.850	2:28.021	76	1:25.779	2:27.526	76	1:44.732	2:27.195
84	27.902	2:39.754	59	48.550	2:27.647	72	1:14.269	2:28.087	59	1:26.699	2:25.297	72	1:47.905	2:24.831
59	28.074	2:39.926	303	52.065	2:31.434	303	1:18.586	2:33.242	72	1:31.316	2:25.495	59	1:51.059	2:32.602
72	33.399	2:45.251	72	52.903	2:26.675	6	1:28.628	2:34.608	303	1:43.375	2:33.237	303	2:11.066	2:35.933
56	33.411	2:45.263	6	1:00.741	2:33.761	47	1:30.245	2:33.000	47	1:53.566	2:31.769	47	2:11.644	2:26.320
6	34.151	2:46.003	47	1:03.966	2:32.652	16	1:32.329	2:34.965	6	1:53.734	2:33.554	6	2:19.381	2:33.889
16	35.635	2:47.487	16	1:04.085	2:35.621	56	1:41.880	2:43.593	16	1:57.434	2:33.553	16	2:23.427	2:34.235
47	38.485	2:50.337	56	1:05.008	2:38.768	178	1:46.269	2:40.013						
178	39.673	2:51.525	178	1:12.977	2:40.475									
71	48.264	3:00.116	71	1:30.705	2:49.612									

Weather / Track : Cloudy / Dry

Snetterton 300

Circuit Length = 2.9689 miles

Start: 16:36 Flag 16:47 End: 16:49

Results can be found at www.tsl-timing.com

Printed - 16:50 Saturday, 25 April 2015

BMCRC - MRO Championships 2015 - Rnd 2 @ Snetterton 300

EDlasia Formula 400 inc Sub 64

RACE 15 - SECTOR ANALYSIS

SECTOR 1 = FL to I1, SECTOR 2 = I1 to I2, SECTOR 3 = I2 to FL, DIFF = Difference To Personal Best Lap

P1 11 Dan RUTH		Kawasaki - Richard Ruth				
IDEAL LAP TIME : 2:06.721		BEST LAP TIME : 2:06.721		DIFFERENCE : 0.000		
LAP	SECTOR 1	SECTOR 2	LAP TIME	MPH	DIFF	TIME OF DAY
1 -		42.636	2:11.852	81.06	5.131	16:38:48.942
2 -	1:24.448	42.723	2:07.171 (2)	84.04	0.450	16:40:56.113
3 -	1:24.136	42.585	2:06.721 (1)	84.34		16:43:02.834
4 -	1:25.041	43.407	2:08.448	83.20	1.727	16:45:11.282
5 -	1:24.523	43.719	2:08.242 (3)	83.34	1.521	16:47:19.524

P2 51 Emma JARMAN		Kawasaki -				
IDEAL LAP TIME : 2:09.050		BEST LAP TIME : 2:09.138		DIFFERENCE : 0.088		
LAP	SECTOR 1	SECTOR 2	LAP TIME	MPH	DIFF	TIME OF DAY
1 -		43.244	2:13.953	79.78	4.815	16:38:51.043
2 -	1:25.819	43.543	2:09.362 (2)	82.62	0.224	16:41:00.405
3 -	1:25.806	43.332	2:09.138 (1)	82.76		16:43:09.543
4 -	1:26.239	43.856	2:10.095 (3)	82.15	0.957	16:45:19.638
5 -	1:27.366	43.294	2:10.660	81.80	1.522	16:47:30.298

P3 2 Andrew GILL		Kawasaki -				
IDEAL LAP TIME : 2:12.061		BEST LAP TIME : 2:12.272		DIFFERENCE : 0.211		
LAP	SECTOR 1	SECTOR 2	LAP TIME	MPH	DIFF	TIME OF DAY
1 -		44.423	2:22.196	75.16	9.924	16:38:59.286
2 -	1:28.442	44.450	2:12.892 (3)	80.42	0.620	16:41:12.178
3 -	1:28.284	44.668	2:12.952	80.39	0.680	16:43:25.130
4 -	1:27.857	44.415	2:12.272 (1)	80.80		16:45:37.402
5 -	1:28.627	44.204	2:12.831 (2)	80.46	0.559	16:47:50.233

P4 88 Mark THOMPSON		Kawasaki - Flintstone Tyres / David Simon Tuning				
IDEAL LAP TIME : 2:15.045		BEST LAP TIME : 2:15.303		DIFFERENCE : 0.258		
LAP	SECTOR 1	SECTOR 2	LAP TIME	MPH	DIFF	TIME OF DAY
1 -		45.708	2:22.828	74.83	7.525	16:38:59.918
2 -	1:31.427	45.520	2:16.947	78.04	1.644	16:41:16.865
3 -	1:31.142	45.429	2:16.571 (3)	78.26	1.268	16:43:33.436
4 -	1:30.765	44.538	2:15.303 (1)	78.99		16:45:48.739
5 -	1:30.507	45.922	2:16.429 (2)	78.34	1.126	16:48:05.168

P5 21 Alan WATSON		Kawasaki - Watson Racing				
IDEAL LAP TIME : 2:12.703		BEST LAP TIME : 2:13.221		DIFFERENCE : 0.518		
LAP	SECTOR 1	SECTOR 2	LAP TIME	MPH	DIFF	TIME OF DAY
1 -		46.330	2:31.414	70.58	18.193	16:39:08.504
2 -	1:30.766	46.402	2:17.168	77.91	3.947	16:41:25.672
3 -	1:29.402	44.165	2:13.567 (3)	80.02	0.346	16:43:39.239
4 -	1:28.852	44.557	2:13.409 (2)	80.11	0.188	16:45:52.648
5 -	1:28.538	44.683	2:13.221 (1)	80.22		16:48:05.869

P6 70 Peter THORNTON		Kawasaki - Cadmatic				
IDEAL LAP TIME : 2:15.022		BEST LAP TIME : 2:15.022		DIFFERENCE : 0.000		
LAP	SECTOR 1	SECTOR 2	LAP TIME	MPH	DIFF	TIME OF DAY
1 -		45.521	2:20.774	75.92	5.752	16:38:57.864
2 -	1:31.166	46.735	2:17.901 (3)	77.50	2.879	16:41:15.765
3 -	1:31.418	45.941	2:17.359 (2)	77.81	2.337	16:43:33.124
4 -	1:29.900	45.122	2:15.022 (1)	79.15		16:45:48.146
5 -	1:31.405	46.551	2:17.956	77.47	2.934	16:48:06.102

P7 54 Eric GORRIDGE		Kawasaki -				
IDEAL LAP TIME : 2:16.054		BEST LAP TIME : 2:16.925		DIFFERENCE : 0.871		
LAP	SECTOR 1	SECTOR 2	LAP TIME	MPH	DIFF	TIME OF DAY

Weather / Track : Cloudy / Dry

Snetterton 300
Circuit Length = 2.9689 miles
Start: 16:36 Flag 16:47 End: 16:49

BMCRC - MRO Championships 2015 - Rnd 2 @ Snetterton 300

EDlasia Formula 400 inc Sub 64

RACE 15 - SECTOR ANALYSIS

SECTOR 1 = FL to I1, SECTOR 2 = I1 to I2, SECTOR 3 = I2 to FL, DIFF = Difference To Personal Best Lap

1 -		45.595		2:21.424	75.57	4.499	16:38:58.514
2 -	1:30.726	46.199		2:16.925 (1)	78.05		16:41:15.439
3 -	1:31.138	46.324		2:17.462 (2)	77.75	0.537	16:43:32.901
4 -	1:32.128	45.349		2:17.477 (3)	77.74	0.552	16:45:50.378
5 -	1:30.705	47.145		2:17.850	77.53	0.925	16:48:08.228

P8 22 S		Dave HARVIEK		Kawasaki - SW Roofing Group			
IDEAL LAP TIME : 2:16.167		BEST LAP TIME : 2:16.591		DIFFERENCE : 0.424			
LAP	SECTOR 1	SECTOR 2	LAP TIME	MPH	DIFF	TIME OF DAY	
1 -		46.152	2:24.306	74.06	7.715	16:39:01.396	
2 -	1:30.788	45.829	2:16.617 (2)	78.23	0.026	16:41:18.013	
3 -	1:30.675	45.916	2:16.591 (1)	78.24		16:43:34.604	
4 -	1:31.423	45.492	2:16.915 (3)	78.06	0.324	16:45:51.519	
5 -	1:31.328	46.304	2:17.632	77.65	1.041	16:48:09.151	

P9 50		Graham HIGLETT		Kawasaki - Face to Face Finance			
IDEAL LAP TIME : 2:14.006		BEST LAP TIME : 2:14.006		DIFFERENCE : 0.000			
LAP	SECTOR 1	SECTOR 2	LAP TIME	MPH	DIFF	TIME OF DAY	
1 -		46.744	2:33.175	69.77	19.169	16:39:10.265	
2 -	1:32.895	45.459	2:18.354	77.25	4.348	16:41:28.619	
3 -	1:31.308	45.113	2:16.421 (3)	78.34	2.415	16:43:45.040	
4 -	1:29.976	45.297	2:15.273 (2)	79.01	1.267	16:46:00.313	
5 -	1:29.058	44.948	2:14.006 (1)	79.75		16:48:14.319	

P10 39		Elwyn FRYER		Kawasaki - South Coast Appliances/Hoover UK			
IDEAL LAP TIME : 2:16.157		BEST LAP TIME : 2:17.048		DIFFERENCE : 0.891			
LAP	SECTOR 1	SECTOR 2	LAP TIME	MPH	DIFF	TIME OF DAY	
1 -		47.994	2:29.293	71.59	12.245	16:39:06.383	
2 -	1:32.555	47.177	2:19.732	76.48	2.684	16:41:26.115	
3 -	1:32.073	46.469	2:18.542 (3)	77.14	1.494	16:43:44.657	
4 -	1:31.408	45.640	2:17.048 (1)	77.98		16:46:01.705	
5 -	1:30.517	46.735	2:17.252 (2)	77.87	0.204	16:48:18.957	

P11 27		William SMITH		Kawasaki -			
IDEAL LAP TIME : 2:18.348		BEST LAP TIME : 2:18.348		DIFFERENCE : 0.000			
LAP	SECTOR 1	SECTOR 2	LAP TIME	MPH	DIFF	TIME OF DAY	
1 -		47.282	2:27.103	72.65	8.755	16:39:04.193	
2 -	1:31.966	46.843	2:18.809 (2)	76.99	0.461	16:41:23.002	
3 -	1:32.103	46.899	2:19.002 (3)	76.89	0.654	16:43:42.004	
4 -	1:31.914	46.434	2:18.348 (1)	77.25		16:46:00.352	
5 -	1:32.052	47.440	2:19.492	76.62	1.144	16:48:19.844	

P12 127 S		Adam GREEN		Kawasaki - Royal Air Force Motorsport Association			
IDEAL LAP TIME : 2:18.200		BEST LAP TIME : 2:18.406		DIFFERENCE : 0.206			
LAP	SECTOR 1	SECTOR 2	LAP TIME	MPH	DIFF	TIME OF DAY	
1 -		47.989	2:29.639	71.42	11.233	16:39:06.729	
2 -	1:32.702	46.895	2:19.597	76.56	1.191	16:41:26.326	
3 -	1:32.396	46.367	2:18.763 (3)	77.02	0.357	16:43:45.089	
4 -	1:31.932	46.474	2:18.406 (1)	77.22		16:46:03.495	
5 -	1:31.833	46.607	2:18.440 (2)	77.20	0.034	16:48:21.935	

P13 10		Sam HOLME		Yamaha -			
IDEAL LAP TIME : 2:17.134		BEST LAP TIME : 2:17.134		DIFFERENCE : 0.000			
LAP	SECTOR 1	SECTOR 2	LAP TIME	MPH	DIFF	TIME OF DAY	
1 -		47.500	2:34.065	69.37	16.931	16:39:11.155	
2 -	1:34.192	47.891	2:22.083	75.22	4.949	16:41:33.238	
3 -	1:32.207	46.839	2:19.046 (3)	76.86	1.912	16:43:52.284	
4 -	1:31.434	46.494	2:17.928 (2)	77.49	0.794	16:46:10.212	

Weather / Track : Cloudy / Dry

Snetterton 300
Circuit Length = 2.9689 miles
Start: 16:36 Flag 16:47 End: 16:49

BMCRC - MRO Championships 2015 - Rnd 2 @ Snetterton 300

EDlasia Formula 400 inc Sub 64

RACE 15 - SECTOR ANALYSIS

SECTOR 1 = FL to I1, SECTOR 2 = I1 to I2, SECTOR 3 = I2 to FL, DIFF = Difference To Personal Best Lap

5 - 1:31.280 45.854 2:17.134 (1) 77.93 16:48:27.346

P14 78 S Keith POVAH	Hondas - www.78Plate.com ScreenPrinting					
IDEAL LAP TIME : 2:18.475	BEST LAP TIME : 2:18.579		DIFFERENCE : 0.104			

LAP	SECTOR 1	SECTOR 2	LAP TIME	MPH	DIFF	TIME OF DAY
1 -		48.562	2:32.500	70.08	13.921	16:39:09.590
2 -	1:32.920	46.334	2:19.254 (2)	76.75	0.675	16:41:28.844
3 -	1:33.316	46.174	2:19.490 (3)	76.62	0.911	16:43:48.334
4 -	1:32.301	46.278	2:18.579 (1)	77.12		16:46:06.913
5 -	1:33.835	47.191	2:21.026	75.78	2.447	16:48:27.939

P15 73 Stephen BORN	Honda - Mike Oxbig					
IDEAL LAP TIME : 2:19.797	BEST LAP TIME : 2:20.588		DIFFERENCE : 0.791			

LAP	SECTOR 1	SECTOR 2	LAP TIME	MPH	DIFF	TIME OF DAY
1 -		47.332	2:29.809	71.34	9.221	16:39:06.899
2 -	1:34.363	46.268	2:20.631 (2)	76.00	0.043	16:41:27.530
3 -	1:34.368	46.926	2:21.294 (3)	75.64	0.706	16:43:48.824
4 -	1:33.733	47.671	2:21.404	75.58	0.816	16:46:10.228
5 -	1:33.529	47.059	2:20.588 (1)	76.02		16:48:30.816

P16 65 S Andrew MOXON	Honda -					
IDEAL LAP TIME : 2:20.613	BEST LAP TIME : 2:20.654		DIFFERENCE : 0.041			

LAP	SECTOR 1	SECTOR 2	LAP TIME	MPH	DIFF	TIME OF DAY
1 -		48.174	2:30.734	70.90	10.080	16:39:07.824
2 -	1:34.213	47.990	2:22.203	75.16	1.549	16:41:30.027
3 -	1:33.158	47.496	2:20.654 (1)	75.98		16:43:50.681
4 -	1:33.296	47.455	2:20.751 (2)	75.93	0.097	16:46:11.432
5 -	1:33.699	48.239	2:21.938 (3)	75.30	1.284	16:48:33.370

P17 33 S Carl JOHNSTONE	Yamaha - EDlasia					
IDEAL LAP TIME : 2:19.932	BEST LAP TIME : 2:20.245		DIFFERENCE : 0.313			

LAP	SECTOR 1	SECTOR 2	LAP TIME	MPH	DIFF	TIME OF DAY
1 -		48.929	2:33.293	69.72	13.048	16:39:10.383
2 -	1:34.462	48.281	2:22.743	74.87	2.498	16:41:33.126
3 -	1:34.207	46.937	2:21.144 (2)	75.72	0.899	16:43:54.270
4 -	1:32.995	47.250	2:20.245 (1)	76.21		16:46:14.515
5 -	1:34.264	47.325	2:21.589 (3)	75.48	1.344	16:48:36.104

P18 58 Steve YOUNG	Kawasaki - Cadmatic					
IDEAL LAP TIME : 2:19.423	BEST LAP TIME : 2:20.041		DIFFERENCE : 0.618			

LAP	SECTOR 1	SECTOR 2	LAP TIME	MPH	DIFF	TIME OF DAY
1 -		48.228	2:35.216	68.85	15.175	16:39:12.306
2 -	1:34.527	47.659	2:22.186	75.16	2.145	16:41:34.492
3 -	1:34.229	47.800	2:22.029 (2)	75.25	1.988	16:43:56.521
4 -	1:35.087	46.950	2:22.037 (3)	75.24	1.996	16:46:18.558
5 -	1:32.473	47.568	2:20.041 (1)	76.32		16:48:38.599

P19 5 Grant WALDER	Kawasaki - Fins Motorcycles					
IDEAL LAP TIME : 2:20.812	BEST LAP TIME : 2:21.204		DIFFERENCE : 0.392			

LAP	SECTOR 1	SECTOR 2	LAP TIME	MPH	DIFF	TIME OF DAY
1 -		47.800	2:27.558	72.43	6.354	16:39:04.648
2 -	1:33.545	47.659	2:21.204 (1)	75.69		16:41:25.852
3 -	1:45.941	47.267	2:33.208	69.76	12.004	16:43:59.060
4 -	1:35.473	48.649	2:24.122 (2)	74.15	2.918	16:46:23.182
5 -	1:35.514	48.961	2:24.475 (3)	73.97	3.271	16:48:47.657

Weather / Track : Cloudy / Dry

Snetterton 300
Circuit Length = 2.9689 miles
Start: 16:36 Flag 16:47 End: 16:49

BMCRC - MRO Championships 2015 - Rnd 2 @ Snetterton 300

EDlasia Formula 400 inc Sub 64

RACE 15 - SECTOR ANALYSIS

SECTOR 1 = FL to I1, SECTOR 2 = I1 to I2, SECTOR 3 = I2 to FL, DIFF = Difference To Personal Best Lap

P20 44		James BUCKETT		Kawasaki -		
IDEAL LAP TIME : 2:23.544		BEST LAP TIME : 2:23.650		DIFFERENCE : 0.106		
LAP	SECTOR 1	SECTOR 2	LAP TIME	MPH	DIFF	TIME OF DAY
1 -		49.580	2:33.210	69.76	9.560	16:39:10.300
2 -	1:35.269	48.381	2:23.650 (1)	74.40		16:41:33.950
3 -	1:36.134	48.559	2:24.693 (3)	73.86	1.043	16:43:58.643
4 -	1:35.701	48.716	2:24.417 (2)	74.00	0.767	16:46:23.060
5 -	1:35.163	49.869	2:25.032	73.69	1.382	16:48:48.092

P21 84 S		Gavin SCHOFIELD		Honda -		
IDEAL LAP TIME : 2:21.312		BEST LAP TIME : 2:21.676		DIFFERENCE : 0.364		
LAP	SECTOR 1	SECTOR 2	LAP TIME	MPH	DIFF	TIME OF DAY
1 -		50.583	2:39.754	66.90	18.078	16:39:16.844
2 -	1:35.987	48.491	2:24.478	73.97	2.802	16:41:41.322
3 -	1:35.211	47.652	2:22.863 (2)	74.81	1.187	16:44:04.185
4 -	1:34.666	48.520	2:23.186 (3)	74.64	1.510	16:46:27.371
5 -	1:33.660	48.016	2:21.676 (1)	75.44		16:48:49.047

P22 63		Daniel HARDY		Kawasaki - Susan Beddall Holistic Training		
IDEAL LAP TIME : 2:21.334		BEST LAP TIME : 2:22.095		DIFFERENCE : 0.761		
LAP	SECTOR 1	SECTOR 2	LAP TIME	MPH	DIFF	TIME OF DAY
1 -		49.522	2:32.413	70.12	10.318	16:39:09.503
2 -	1:35.115	48.852	2:23.967 (3)	74.23	1.872	16:41:33.470
3 -	1:34.269	48.251	2:22.520 (2)	74.99	0.425	16:43:55.990
4 -	1:34.286	47.809	2:22.095 (1)	75.21		16:46:18.085
5 -	1:33.525	1:02.859	2:36.384	68.34	14.289	16:48:54.469

P23 76 S		Julian DAWE		Honda -		
IDEAL LAP TIME : 2:26.936		BEST LAP TIME : 2:27.195		DIFFERENCE : 0.259		
LAP	SECTOR 1	SECTOR 2	LAP TIME	MPH	DIFF	TIME OF DAY
1 -		50.039	2:37.218	67.98	10.023	16:39:14.308
2 -	1:38.730	49.103	2:27.833	72.29	0.638	16:41:42.141
3 -	1:38.011	49.383	2:27.394 (2)	72.51	0.199	16:44:09.535
4 -	1:37.861	49.665	2:27.526 (3)	72.44	0.331	16:46:37.061
5 -	1:37.833	49.362	2:27.195 (1)	72.61		16:49:04.256

P24 72		Kevin MILLER		Honda - Mechanical Air Supplies Ltd		
IDEAL LAP TIME : 2:24.831		BEST LAP TIME : 2:24.831		DIFFERENCE : 0.000		
LAP	SECTOR 1	SECTOR 2	LAP TIME	MPH	DIFF	TIME OF DAY
1 -		52.208	2:45.251	64.67	20.420	16:39:22.341
2 -	1:36.837	49.838	2:26.675 (3)	72.86	1.844	16:41:49.016
3 -	1:38.024	50.063	2:28.087	72.17	3.256	16:44:17.103
4 -	1:35.908	49.587	2:25.495 (2)	73.46	0.664	16:46:42.598
5 -	1:35.555	49.276	2:24.831 (1)	73.79		16:49:07.429

P25 59 S		Danielle COOPER		Kawasaki - ePayMe		
IDEAL LAP TIME : 2:25.065		BEST LAP TIME : 2:25.297		DIFFERENCE : 0.232		
LAP	SECTOR 1	SECTOR 2	LAP TIME	MPH	DIFF	TIME OF DAY
1 -		50.710	2:39.926	66.83	14.629	16:39:17.016
2 -	1:38.047	49.600	2:27.647 (2)	72.38	2.350	16:41:44.663
3 -	1:37.567	50.454	2:28.021 (3)	72.20	2.724	16:44:12.684
4 -	1:35.883	49.414	2:25.297 (1)	73.56		16:46:37.981
5 -	1:35.651	56.951	2:32.602	70.03	7.305	16:49:10.583

P26 303		Aiden WALKER		Kawasaki - DadSon Racing		
IDEAL LAP TIME : 2:30.946		BEST LAP TIME : 2:31.434		DIFFERENCE : 0.488		
LAP	SECTOR 1	SECTOR 2	LAP TIME	MPH	DIFF	TIME OF DAY

Weather / Track : Cloudy / Dry

Snetterton 300
Circuit Length = 2.9689 miles
Start: 16:36 Flag 16:47 End: 16:49

BMCRC - MRO Championships 2015 - Rnd 2 @ Snetterton 300

EDlasia Formula 400 inc Sub 64

RACE 15 - SECTOR ANALYSIS

SECTOR 1 = FL to I1, SECTOR 2 = I1 to I2, SECTOR 3 = I2 to FL, DIFF = Difference To Personal Best Lap

1 -		51.368	2:39.654	66.94	8.220	16:39:16.744
2 -	1:39.578	51.856	2:31.434 (1)	70.57		16:41:48.178
3 -	1:41.300	51.942	2:33.242 (3)	69.74	1.808	16:44:21.420
4 -	1:40.759	52.478	2:33.237 (2)	69.74	1.803	16:46:54.657
5 -	1:43.004	52.929	2:35.933	68.54	4.499	16:49:30.590

P27 47	Allan CLARK	Kawasaki - A Clark & Sons Builders				
IDEAL LAP TIME : 2:26.320	BEST LAP TIME : 2:26.320	DIFFERENCE : 0.000				

LAP	SECTOR 1	SECTOR 2	LAP TIME	MPH	DIFF	TIME OF DAY
1 -		52.915	2:50.337	62.74	24.017	16:39:27.427
2 -	1:41.872	50.780	2:32.652 (3)	70.01	6.332	16:42:00.079
3 -	1:42.235	50.765	2:33.000	69.85	6.680	16:44:33.079
4 -	1:41.594	50.175	2:31.769 (2)	70.42	5.449	16:47:04.848
5 -	1:36.905	49.415	2:26.320 (1)	73.04		16:49:31.168

P28 6 S	Martin PEARSON	Honda - ASL Powerstream				
IDEAL LAP TIME : 2:32.475	BEST LAP TIME : 2:33.554	DIFFERENCE : 1.079				

LAP	SECTOR 1	SECTOR 2	LAP TIME	MPH	DIFF	TIME OF DAY
1 -		52.660	2:46.003	64.38	12.449	16:39:23.093
2 -	1:42.125	51.636	2:33.761 (2)	69.51	0.207	16:41:56.854
3 -	1:43.334	51.274	2:34.608	69.13	1.054	16:44:31.462
4 -	1:42.450	51.104	2:33.554 (1)	69.60		16:47:05.016
5 -	1:41.371	52.518	2:33.889 (3)	69.45	0.335	16:49:38.905

P29 16 S	Andy WILKINS	Honda -				
IDEAL LAP TIME : 2:32.122	BEST LAP TIME : 2:33.553	DIFFERENCE : 1.431				

LAP	SECTOR 1	SECTOR 2	LAP TIME	MPH	DIFF	TIME OF DAY
1 -		51.853	2:47.487	63.81	13.934	16:39:24.577
2 -	1:42.701	52.920	2:35.621	68.68	2.068	16:42:00.198
3 -	1:43.809	51.156	2:34.965 (3)	68.97	1.412	16:44:35.163
4 -	1:40.966	52.587	2:33.553 (1)	69.60		16:47:08.716
5 -	1:42.310	51.925	2:34.235 (2)	69.29	0.682	16:49:42.951

P30 56	Andrew PITT	Kawasaki - Raven Performance/Norman Pitt				
IDEAL LAP TIME : 2:37.999	BEST LAP TIME : 2:38.768	DIFFERENCE : 0.769				

LAP	SECTOR 1	SECTOR 2	LAP TIME	MPH	DIFF	TIME OF DAY
1 -		52.429	2:45.263	64.67	6.495	16:39:22.353
2 -	1:45.570	53.198	2:38.768 (1)	67.31		16:42:01.121
3 -	1:49.262	54.331	2:43.593 (3)	65.33	4.825	16:44:44.714
4 -	1:48.320	53.651	2:41.971 (2)	65.98	3.203	16:47:26.685

P31 178 S	Richard MORRIS	Suzuki - Mark 1 Diggers				
IDEAL LAP TIME : 2:38.156	BEST LAP TIME : 2:38.628	DIFFERENCE : 0.472				

LAP	SECTOR 1	SECTOR 2	LAP TIME	MPH	DIFF	TIME OF DAY
1 -		54.994	2:51.525	62.31	12.897	16:39:28.615
2 -	1:46.117	54.358	2:40.475 (3)	66.60	1.847	16:42:09.090
3 -	1:46.890	53.123	2:40.013 (2)	66.79	1.385	16:44:49.103
4 -	1:45.033	53.595	2:38.628 (1)	67.37		16:47:27.731

P32 71 S	Luke HARVEY	Kawasaki - www.CMSPIPE.com CMS Racing				
IDEAL LAP TIME : 2:49.612	BEST LAP TIME : 2:49.612	DIFFERENCE : 0.000				

LAP	SECTOR 1	SECTOR 2	LAP TIME	MPH	DIFF	TIME OF DAY
1 -		56.871	3:00.116	59.33	10.504	16:39:37.206
2 -	1:53.473	56.139	2:49.612 (1)	63.01		16:42:26.818
3 -	1:54.619	56.307	2:50.926 (3)	62.53	1.314	16:45:17.744
4 -	1:54.194	56.560	2:50.754 (2)	62.59	1.142	16:48:08.498

Weather / Track : Cloudy / Dry

Snetterton 300
Circuit Length = 2.9689 miles
Start: 16:36 Flag 16:47 End: 16:49

BMCRC - MRO Championships 2015 - Rnd 2 @ Snetterton 300

EDlasia Formula 400 inc Sub 64

RACE 15 - SECTOR ANALYSIS

SECTOR 1 = FL to I1, SECTOR 2 = I1 to I2, SECTOR 3 = I2 to FL, DIFF = Difference To Personal Best Lap

P33 86 Mathew SCOTT		Kawasaki -				
IDEAL LAP TIME : 2:09.128		BEST LAP TIME : 2:09.128		DIFFERENCE : 0.000		
LAP	SECTOR 1	SECTOR 2	LAP TIME	MPH	DIFF	TIME OF DAY
1 -		44.768	2:18.697	77.06	9.569	16:38:55.787
2 -	1:26.550	43.768	2:10.318 (3)	82.01	1.190	16:41:06.105
3 -	1:26.542	43.363	2:09.905 (2)	82.27	0.777	16:43:16.010
4 -	1:25.787	43.341	2:09.128 (1)	82.77		16:45:25.138

P34 116 Tom SCHOFIELD		Kawasaki -				
IDEAL LAP TIME : 2:08.810		BEST LAP TIME : 2:09.286		DIFFERENCE : 0.476		
LAP	SECTOR 1	SECTOR 2	LAP TIME	MPH	DIFF	TIME OF DAY
1 -		43.981	2:17.139	77.93	7.853	16:38:54.229
2 -	1:27.669	43.824	2:11.493 (3)	81.28	2.207	16:41:05.722
3 -	1:26.940	44.041	2:10.981 (2)	81.60	1.695	16:43:16.703
4 -	1:26.301	42.985	2:09.286 (1)	82.67		16:45:25.989

P35 52 Gary JARMAN		Kawasaki - G & S Motorcycle Tyres				
IDEAL LAP TIME : 2:19.901		BEST LAP TIME : 2:19.901		DIFFERENCE : 0.000		
LAP	SECTOR 1	SECTOR 2	LAP TIME	MPH	DIFF	TIME OF DAY
1 -		49.477	2:29.749 (2)	71.37	9.848	16:39:06.839
2 -	1:33.433	46.468	2:19.901 (1)	76.39		16:41:26.740

BMCRC - MRO Championships 2015 - Rnd 2 @ Snetterton 300

EDlasia Formula 400 inc Sub 64

RACE 15 - BEST SECTORS

SECTOR 1				SECTOR 2				IDEAL / BEST COMPARISON				
POS	NO	NAME	TIME	NO	NAME	TIME	POS	NO	NAME	IDEAL	BEST	DIFF
									PERFECT LAP	2:06.721		
1	11	RUTH	1:24.136	11	RUTH	42.585	1	11	RUTH	2:06.721	2:06.721	0.000
2	86	SCOTT	1:25.787	116	SCHOFIELD	42.985	2	116	SCHOFIELD	2:08.810	2:09.286	0.476
3	51	JARMAN	1:25.806	51	JARMAN	43.244	3	51	JARMAN	2:09.050	2:09.138	0.088
4	116	SCHOFIELD	1:25.825	86	SCOTT	43.341	4	86	SCOTT	2:09.128	2:09.128	0.000
5	2	GILL	1:27.857	21	WATSON	44.165	5	2	GILL	2:12.061	2:12.272	0.211
6	21	WATSON	1:28.538	2	GILL	44.204	6	21	WATSON	2:12.703	2:13.221	0.518
7	50	HIGLETT	1:29.058	88	THOMPSON	44.538	7	50	HIGLETT	2:14.006	2:14.006	0.000
8	70	THORNTON	1:29.900	50	HIGLETT	44.948	8	70	THORNTON	2:15.022	2:15.022	0.000
9	88	THOMPSON	1:30.507	70	THORNTON	45.122	9	88	THOMPSON	2:15.045	2:15.303	0.258
10	39	FRYER	1:30.517	54	GORRIDGE	45.349	10	54	GORRIDGE	2:16.054	2:16.925	0.871
11	22	HARVIEK	1:30.675	22	HARVIEK	45.492	11	39	FRYER	2:16.157	2:17.048	0.891
12	54	GORRIDGE	1:30.705	39	FRYER	45.640	12	22	HARVIEK	2:16.167	2:16.591	0.424
13	10	HOLME	1:31.280	10	HOLME	45.854	13	10	HOLME	2:17.134	2:17.134	0.000
14	127	GREEN	1:31.833	78	POVAH	46.174	14	127	GREEN	2:18.200	2:18.406	0.206
15	27	SMITH	1:31.914	73	BORN	46.268	15	27	SMITH	2:18.348	2:18.348	0.000
16	78	POVAH	1:32.301	127	GREEN	46.367	16	78	POVAH	2:18.475	2:18.579	0.104
17	58	YOUNG	1:32.473	27	SMITH	46.434	17	58	YOUNG	2:19.423	2:20.041	0.618
18	33	JOHNSTONE	1:32.995	52	JARMAN	46.468	18	73	BORN	2:19.797	2:20.588	0.791
19	65	MOXON	1:33.158	33	JOHNSTONE	46.937	19	52	JARMAN	2:19.901	2:19.901	0.000
20	52	JARMAN	1:33.433	58	YOUNG	46.950	20	33	JOHNSTONE	2:19.932	2:20.245	0.313
21	63	HARDY	1:33.525	5	WALDER	47.267	21	65	MOXON	2:20.613	2:20.654	0.041
22	73	BORN	1:33.529	65	MOXON	47.455	22	5	WALDER	2:20.812	2:21.204	0.392
23	5	WALDER	1:33.545	84	SCHOFIELD	47.652	23	84	SCHOFIELD	2:21.312	2:21.676	0.364
24	84	SCHOFIELD	1:33.660	63	HARDY	47.809	24	63	HARDY	2:21.334	2:22.095	0.761
25	44	BUCKETT	1:35.163	44	BUCKETT	48.381	25	44	BUCKETT	2:23.544	2:23.650	0.106
26	72	MILLER	1:35.555	76	DAWE	49.103	26	72	MILLER	2:24.831	2:24.831	0.000
27	59	COOPER	1:35.651	72	MILLER	49.276	27	59	COOPER	2:25.065	2:25.297	0.232
28	47	CLARK	1:36.905	59	COOPER	49.414	28	47	CLARK	2:26.320	2:26.320	0.000
29	76	DAWE	1:37.833	47	CLARK	49.415	29	76	DAWE	2:26.936	2:27.195	0.259
30	303	WALKER	1:39.578	6	PEARSON	51.104	30	303	WALKER	2:30.946	2:31.434	0.488
31	16	WILKINS	1:40.966	16	WILKINS	51.156	31	16	WILKINS	2:32.122	2:33.553	1.431
32	6	PEARSON	1:41.371	303	WALKER	51.368	32	6	PEARSON	2:32.475	2:33.554	1.079
33	178	MORRIS	1:45.033	56	PITT	52.429	33	56	PITT	2:37.999	2:38.768	0.769
34	56	PITT	1:45.570	178	MORRIS	53.123	34	178	MORRIS	2:38.156	2:38.628	0.472
35	71	HARVEY	1:53.473	71	HARVEY	56.139	35	71	HARVEY	2:49.612	2:49.612	0.000

Weather / Track : Cloudy / Dry

Results can be found at www.tsl-timing.com

Snetterton 300

Circuit Length = 2.9689 miles

Start: 16:36 Flag 16:47 End: 16:49

Printed - 16:50 Saturday, 25 April 2015

BMCRC - MRO Championships 2015 - Rnd 2 @ Snetterton 300

EDlasia Formula 400 inc Sub 64

RACE 4 - GRID (6 Laps)

ROW 13			37	91 Keith TERRY			
ROW 12	36	154 Andrew SAUNDERS	35	52 Gary JARMAN	34	116 Tom SCHOFIELD	
ROW 11		33	86 Mathew SCOTT	32	71 Luke HARVEY	31	178 Richard MORRIS
ROW 10	30	56 Andrew PITT	29	16 Andy WILKINS	28	6 Martin PEARSON	
ROW 9		27	47 Allan CLARK	26	303 Aiden WALKER	25	59 Danielle COOPER
ROW 8	24	72 Kevin MILLER	23	76 Julian DAWE	22	63 Daniel HARDY	
ROW 7		21	84 Gavin SCHOFIELD	20	44 James BUCKETT	19	5 Grant WALDER
ROW 6	18	58 Steve YOUNG	17	33 Carl JOHNSTONE	16	65 Andrew MOXON	
ROW 5		15	73 Stephen BORN	14	78 Keith POVAH	13	10 Sam HOLME
ROW 4	12	127 Adam GREEN	11	27 William SMITH	10	39 Elwyn FRYER	
ROW 3		9	50 Graham HIGLETT	8	22 Dave HARVIEK	7	54 Eric GORRIDGE
ROW 2	6	70 Peter THORNTON	5	21 Alan WATSON	4	88 Mark THOMPSON	
ROW 1		3	2 Andrew GILL	2	51 Emma JARMAN	1	11 Dan RUTH
						Pole	

Snetterton 300
Circuit Length = 2.9689 miles

These results are provisional until the conclusion of any judicial and technical matters.

Clerk Of Course :		Timekeeper :
-------------------	--	--------------

Results can be found at www.tsl-timing.com

Printed - 16:52 Saturday, 25 April 2015



BMCRC - MRO Championships 2015 - Rnd 2 @ Snetterton 300



EDlasia Formula 400 inc Sub 64

RACE 4 - CLASSIFICATION

POS	NO	CL	PIC NAME	ENTRY	LAPS	TIME	GAP	DIFF	MPH	BEST	ON
1	11		1 Dan RUTH	Kawasaki - Richard Ruth	5	10:47.729			82.50	2:07.498	3
2	154		2 Andrew SAUNDERS	Kawasaki - RG Racing - MSS Performance	5	10:56.919	9.190	9.190	81.34	2:07.259	5
3	2		3 Andrew GILL	Kawasaki -	5	10:57.658	9.929	0.739	81.25	2:09.913	5
4	51		4 Emma JARMAN	Kawasaki -	5	10:58.227	10.498	0.569	81.18	2:09.852	5
5	116		5 Tom SCHOFIELD	Kawasaki -	5	11:10.145	22.416	11.918	79.74	2:10.757	5
6	88		6 Mark THOMPSON	Kawasaki - Flintstone Tyres / David Simon Tuning	5	11:11.164	23.435	1.019	79.62	2:11.061	5
7	54		7 Eric GORRIDGE	Kawasaki -	5	11:25.330	37.601	14.166	77.97	2:15.594	3
8	86		8 Mathew SCOTT	Kawasaki -	5	11:26.555	38.826	1.225	77.83	2:11.854	5
9	39		9 Elwyn FRYER	Kawasaki - South Coast Appliances/Hoover UK	5	11:29.081	41.352	2.526	77.55	2:14.269	5
10	50		10 Graham HIGLETT	Kawasaki - Face to Face Finance	5	11:30.922	43.193	1.841	77.34	2:13.785	5
11	10		11 Sam HOLME	Yamaha -	5	11:31.000	43.271	0.078	77.33	2:15.084	5
12	78	S	1 Keith POVAH	Hondas - www.78Plate.com ScreenPrinting	5	11:32.324	44.595	1.324	77.18	2:14.663	5
13	27		12 William SMITH	Kawasaki -	5	11:35.614	47.885	3.290	76.82	2:16.653	3
14	127	S	2 Adam GREEN	Kawasaki - Royal Air Force Motorsport Association	5	11:38.664	50.935	3.050	76.48	2:17.334	4
15	73		13 Stephen BORN	Honda - Mike Oxbig	5	11:57.125	1:09.396	18.461	74.52	2:20.721	5
16	65	S	3 Andrew MOXON	Honda -	5	11:57.949	1:10.220	0.824	74.43	2:21.191	2
17	5		14 Grant WALDER	Kawasaki - Fins Motorcycles	5	11:59.133	1:11.404	1.184	74.31	2:21.077	2
18	63		15 Daniel HARDY	Kawasaki - Susan Beddall Holistic Training	5	11:59.210	1:11.481	0.077	74.30	2:21.287	5
19	44		16 James BUCKETT	Kawasaki -	5	11:59.381	1:11.652	0.171	74.28	2:21.467	5
20	52		17 Gary JARMAN	Kawasaki - G & S Motorcycle Tyres	5	11:59.501	1:11.772	0.120	74.27	2:20.733	5
21	22	S	4 Dave HARVIEK	Kawasaki - SW Roofing Group	5	11:59.855	1:12.126	0.354	74.23	2:19.470	3
22	84	S	5 Gavin SCHOFIELD	Honda -	5	12:03.168	1:15.439	3.313	73.89	2:21.353	5
23	16	S	6 Andy WILKINS	Honda -	5	12:04.057	1:16.328	0.889	73.80	2:20.828	3
24	33	S	7 Carl JOHNSTONE	Yamaha - EDlasia	5	12:10.369	1:22.640	6.312	73.16	2:23.387	2
25	76	S	8 Julian DAWE	Honda -	5	12:19.326	1:31.597	8.957	72.28	2:25.281	4
26	72		18 Kevin MILLER	Honda - Mechanical Air Supplies Ltd	5	12:35.819	1:48.090	16.493	70.70	2:25.355	5
27	692	S	9 David MURPHY	Kawasaki - The Colour Copier Company	5	12:41.054	1:53.325	5.235	70.21	2:29.531	5
28	303		19 Aiden WALKER	Kawasaki - DadSon Racing	5	12:45.938	1:58.209	4.884	69.77	2:26.957	5
29	59	S	10 Danielle COOPER	Kawasaki - ePayMe	5	12:46.032	1:58.303	0.094	69.76	2:30.555	2
30	91	S	11 Keith TERRY	Honda - 23 Tuning	5	12:58.925	2:11.196	12.893	68.60	2:31.747	5
31	47		20 Allan CLARK	Kawasaki - A Clark & Sons Builders	5	12:58.956	2:11.227	0.031	68.60	2:31.146	5
32	6	S	12 Martin PEARSON	Honda - ASL Powerstream	5	12:59.227	2:11.498	0.271	68.58	2:31.683	5
33	178	S	13 Richard MORRIS	Suzuki - Mark 1 Diggers	5	13:08.560	2:20.831	9.333	67.76	2:33.265	4
34	56		21 Andrew PITT	Kawasaki - Raven Performance/Norman Pitt	5	13:08.967	2:21.238	0.407	67.73	2:34.049	3
35	71	S	14 Luke HARVEY	Kawasaki - www.CMSPIPE.com CMS Racing	5	13:24.327	2:36.598	15.360	66.44	2:36.227	3

NOT CLASSIFIED

DNF	21		Alan WATSON	Kawasaki - Watson Racing	1	2:31.470	4 Laps	4 Laps	70.56	2:31.470	1
DNF	70		Peter THORNTON	Kawasaki - Cadmatic	0						

FASTEST LAP

154			Andrew SAUNDERS	Kawasaki - RG Racing - MSS Performance	5	2:07.259		83.98 mph	135.16 kph
78	S		Keith POVAH	Hondas - www.78Plate.com ScreenPrinting	5	2:14.663		79.36 mph	127.73 kph

Class - 90% of Race Speed = 74.25 mph
 Class S - 90% of Race Speed = 69.46 mph

Snetterton 300
 Circuit Length = 2.9689 miles
 Start: 11:21 Flag 11:31 End: 11:34

Weather / Track : Cloudy / Dry

These results are provisional until the conclusion of any judicial and technical matters.

Clerk Of Course :	Timekeeper :
-------------------	--------------

Results can be found at www.tsl-timing.com

Printed - 11:34 Sunday, 26 April 2015



BMCRC - MRO Championships 2015 - Rnd 2 @ Snetterton 300

EDlasia Formula 400 inc Sub 64

RACE 4 - LAP CHART

LAP 1 @ 11:23:20.250			LAP 2 @ 11:25:28.820			LAP 3 @ 11:27:36.318			LAP 4 @ 11:29:45.003			LAP 5 @ 11:31:53.980		
NO	BEHIND	LAP TIME	NO	BEHIND	LAP TIME	NO	BEHIND	LAP TIME	NO	BEHIND	LAP TIME	NO	BEHIND	LAP TIME
11		2:13.999	11		2:08.570	11		2:07.498	11		2:08.685	11		2:08.977
51	1.692	2:15.691	2	3.772	2:10.605	2	7.246	2:10.972	2	8.993	2:10.432	154	9.190	2:07.259
2	1.737	2:15.736	51	4.120	2:10.998	51	7.722	2:11.100	51	9.623	2:10.586	2	9.929	2:09.913
88	4.783	2:18.782	88	9.896	2:13.683	154	11.434	2:08.895	154	10.908	2:08.159	51	10.498	2:09.852
54	6.348	2:20.347	154	10.037	2:09.027	88	15.392	2:12.994	116	20.636	2:11.911	116	22.416	2:10.757
116	8.973	2:22.972	116	13.590	2:13.187	116	17.410	2:11.318	88	21.351	2:14.644	88	23.435	2:11.061
154	9.580	2:23.579	54	14.059	2:16.281	54	22.155	2:15.594	54	29.967	2:16.497	54	37.601	2:16.611
39	9.748	2:23.747	39	18.285	2:17.107	39	27.868	2:17.081	86	35.949	2:13.127	86	38.826	2:11.854
10	11.876	2:25.875	10	20.446	2:17.140	10	29.086	2:16.138	39	36.060	2:16.877	39	41.352	2:14.269
27	12.622	2:26.621	78	21.722	2:17.011	27	31.438	2:16.653	10	37.164	2:16.763	50	43.193	2:13.785
78	13.281	2:27.280	27	22.283	2:18.231	78	31.468	2:17.244	50	38.385	2:14.926	10	43.271	2:15.084
127	13.871	2:27.870	50	22.297	2:16.786	86	31.507	2:14.507	78	38.909	2:16.126	78	44.595	2:14.663
50	14.081	2:28.080	127	23.403	2:18.102	50	32.144	2:17.345	27	39.504	2:16.751	27	47.885	2:17.358
5	14.847	2:28.846	86	24.498	2:16.091	127	33.739	2:17.834	127	42.388	2:17.334	127	50.935	2:17.524
65	16.118	2:30.117	5	27.354	2:21.077	65	43.690	2:22.449	73	57.652	2:21.206	73	1:09.396	2:20.721
44	16.835	2:30.834	65	28.739	2:21.191	5	43.866	2:24.010	65	57.690	2:22.685	65	1:10.220	2:21.507
86	16.977	2:30.976	44	30.344	2:22.079	44	44.832	2:21.986	5	58.404	2:23.223	5	1:11.404	2:21.977
21	17.471	2:31.470	63	31.389	2:22.037	73	45.131	2:20.727	22	59.002	2:21.391	63	1:11.481	2:21.287
63	17.922	2:31.921	73	31.902	2:22.121	63	45.965	2:22.074	44	59.162	2:23.015	44	1:11.652	2:21.467
73	18.351	2:32.350	84	33.504	2:22.973	22	46.296	2:19.470	63	59.171	2:21.891	52	1:11.772	2:20.733
84	19.101	2:33.100	52	34.029	2:21.451	52	47.268	2:20.737	52	1:00.016	2:21.433	22	1:12.126	2:22.101
33	20.084	2:34.083	22	34.324	2:20.077	84	48.757	2:22.751	16	1:02.983	2:22.366	84	1:15.439	2:21.353
52	21.148	2:35.147	33	34.901	2:23.387	16	49.302	2:20.828	84	1:03.063	2:22.991	16	1:16.328	2:22.322
76	21.591	2:35.590	16	35.972	2:22.267	33	50.814	2:23.411	33	1:05.800	2:23.671	33	1:22.640	2:25.817
16	22.275	2:36.274	76	38.768	2:25.747	76	58.601	2:27.331	76	1:15.197	2:25.281	76	1:31.597	2:25.377
22	22.817	2:36.816	59	45.887	2:30.555	692	1:10.688	2:31.970	72	1:31.712	2:27.802	72	1:48.090	2:25.355
59	23.902	2:37.901	692	46.216	2:29.861	59	1:11.688	2:33.299	692	1:32.771	2:30.768	692	1:53.325	2:29.531
692	24.925	2:38.924	72	53.574	2:32.227	72	1:12.595	2:26.519	59	1:35.206	2:32.203	303	1:58.209	2:26.957
303	29.572	2:43.571	303	54.514	2:33.512	303	1:18.825	2:31.809	303	1:40.229	2:30.089	59	1:58.303	2:32.074
72	29.917	2:43.916	6	58.613	2:34.230	91	1:24.395	2:32.738	91	1:48.426	2:32.716	91	2:11.196	2:31.747
6	32.953	2:46.952	91	59.155	2:34.757	6	1:24.537	2:33.422	6	1:48.792	2:32.940	47	2:11.227	2:31.146
91	32.968	2:46.967	56	1:00.053	2:35.220	47	1:25.827	2:32.991	47	1:49.058	2:31.916	6	2:11.498	2:31.683
56	33.403	2:47.402	47	1:00.334	2:35.012	56	1:26.604	2:34.049	56	1:55.509	2:37.590	178	2:20.831	2:33.711
47	33.892	2:47.891	178	1:04.782	2:34.860	178	1:31.517	2:34.233	178	1:56.097	2:33.265	56	2:21.238	2:34.706
71	36.482	2:50.481	71	1:06.153	2:38.241	71	1:34.882	2:36.227	71	2:05.692	2:39.495	71	2:36.598	2:39.883
178	38.492	2:52.491												

Weather / Track : Cloudy / Dry

Snetterton 300

Circuit Length = 2.9689 miles

Start: 11:21 Flag 11:31 End: 11:34

Results can be found at www.tsl-timing.com

Printed - 11:35 Sunday, 26 April 2015

BMCRC - MRO Championships 2015 - Rnd 2 @ Snetterton 300

EDlasia Formula 400 inc Sub 64

RACE 4 - SECTOR ANALYSIS

SECTOR 1 = FL to I1, SECTOR 2 = I1 to I2, SECTOR 3 = I2 to FL, DIFF = Difference To Personal Best Lap

P1 11 Dan RUTH		Kawasaki - Richard Ruth				
IDEAL LAP TIME : 2:07.498		BEST LAP TIME : 2:07.498		DIFFERENCE : 0.000		
LAP	SECTOR 1	SECTOR 2	LAP TIME	MPH	DIFF	TIME OF DAY
1 -		43.196	2:13.999	79.76	6.501	11:23:20.250
2 -	1:25.566	43.004	2:08.570 (2)	83.13	1.072	11:25:28.820
3 -	1:24.837	42.661	2:07.498 (1)	83.82		11:27:36.318
4 -	1:25.471	43.214	2:08.685 (3)	83.05	1.187	11:29:45.003
5 -	1:25.653	43.324	2:08.977	82.86	1.479	11:31:53.980

P2 154 Andrew SAUNDERS		Kawasaki - RG Racing - MSS Performance				
IDEAL LAP TIME : 2:07.130		BEST LAP TIME : 2:07.259		DIFFERENCE : 0.129		
LAP	SECTOR 1	SECTOR 2	LAP TIME	MPH	DIFF	TIME OF DAY
1 -		43.341	2:23.579	74.44	16.320	11:23:29.830
2 -	1:25.931	43.096	2:09.027	82.83	1.768	11:25:38.857
3 -	1:26.069	42.826	2:08.895 (3)	82.92	1.636	11:27:47.752
4 -	1:25.707	42.452	2:08.159 (2)	83.39	0.900	11:29:55.911
5 -	1:24.678	42.581	2:07.259 (1)	83.98		11:32:03.170

P3 2 Andrew GILL		Kawasaki -				
IDEAL LAP TIME : 2:09.913		BEST LAP TIME : 2:09.913		DIFFERENCE : 0.000		
LAP	SECTOR 1	SECTOR 2	LAP TIME	MPH	DIFF	TIME OF DAY
1 -		43.579	2:15.736	78.74	5.823	11:23:21.987
2 -	1:26.958	43.647	2:10.605 (3)	81.83	0.692	11:25:32.592
3 -	1:27.371	43.601	2:10.972	81.60	1.059	11:27:43.564
4 -	1:27.068	43.364	2:10.432 (2)	81.94	0.519	11:29:53.996
5 -	1:26.774	43.139	2:09.913 (1)	82.27		11:32:03.909

P4 51 Emma JARMAN		Kawasaki -				
IDEAL LAP TIME : 2:09.711		BEST LAP TIME : 2:09.852		DIFFERENCE : 0.141		
LAP	SECTOR 1	SECTOR 2	LAP TIME	MPH	DIFF	TIME OF DAY
1 -		43.716	2:15.691	78.76	5.839	11:23:21.942
2 -	1:26.906	44.092	2:10.998 (3)	81.58	1.146	11:25:32.940
3 -	1:27.407	43.693	2:11.100	81.52	1.248	11:27:44.040
4 -	1:27.203	43.383	2:10.586 (2)	81.84	0.734	11:29:54.626
5 -	1:26.328	43.524	2:09.852 (1)	82.30		11:32:04.478

P5 116 Tom SCHOFIELD		Kawasaki -				
IDEAL LAP TIME : 2:10.586		BEST LAP TIME : 2:10.757		DIFFERENCE : 0.171		
LAP	SECTOR 1	SECTOR 2	LAP TIME	MPH	DIFF	TIME OF DAY
1 -		44.787	2:22.972	74.75	12.215	11:23:29.223
2 -	1:28.725	44.462	2:13.187	80.24	2.430	11:25:42.410
3 -	1:28.059	43.259	2:11.318 (2)	81.39	0.561	11:27:53.728
4 -	1:27.586	44.325	2:11.911 (3)	81.02	1.154	11:30:05.639
5 -	1:27.327	43.430	2:10.757 (1)	81.74		11:32:16.396

P6 88 Mark THOMPSON		Kawasaki - Flintstone Tyres / David Simon Tuning				
IDEAL LAP TIME : 2:11.061		BEST LAP TIME : 2:11.061		DIFFERENCE : 0.000		
LAP	SECTOR 1	SECTOR 2	LAP TIME	MPH	DIFF	TIME OF DAY
1 -		44.604	2:18.782	77.01	7.721	11:23:25.033
2 -	1:28.614	45.069	2:13.683 (3)	79.95	2.622	11:25:38.716
3 -	1:28.221	44.773	2:12.994 (2)	80.36	1.933	11:27:51.710
4 -	1:29.344	45.300	2:14.644	79.38	3.583	11:30:06.354
5 -	1:27.445	43.616	2:11.061 (1)	81.55		11:32:17.415

P7 54 Eric GORRIDGE		Kawasaki -				
IDEAL LAP TIME : 2:14.989		BEST LAP TIME : 2:15.594		DIFFERENCE : 0.605		
LAP	SECTOR 1	SECTOR 2	LAP TIME	MPH	DIFF	TIME OF DAY

Weather / Track : Cloudy / Dry

Snetterton 300
Circuit Length = 2.9689 miles
Start: 11:21 Flag 11:31 End: 11:34

BMCRC - MRO Championships 2015 - Rnd 2 @ Snetterton 300

EDlasia Formula 400 inc Sub 64

RACE 4 - SECTOR ANALYSIS

SECTOR 1 = FL to I1, SECTOR 2 = I1 to I2, SECTOR 3 = I2 to FL, DIFF = Difference To Personal Best Lap

1 -		45.195		2:20.347	76.15	4.753	11:23:26.598
2 -	1:30.656	45.625		2:16.281 (2)	78.42	0.687	11:25:42.879
3 -	1:29.794	45.800		2:15.594 (1)	78.82		11:27:58.473
4 -	1:30.970	45.527		2:16.497 (3)	78.30	0.903	11:30:14.970
5 -	1:30.917	45.694		2:16.611	78.23	1.017	11:32:31.581

P8 86		Mathew SCOTT		Kawasaki -			
IDEAL LAP TIME : 2:11.854		BEST LAP TIME : 2:11.854		DIFFERENCE : 0.000			
LAP	SECTOR 1	SECTOR 2	LAP TIME	MPH	DIFF	TIME OF DAY	
1 -		46.592	2:30.976	70.79	19.122	11:23:37.227	
2 -	1:31.594	44.497	2:16.091	78.53	4.237	11:25:53.318	
3 -	1:28.709	45.798	2:14.507 (3)	79.46	2.653	11:28:07.825	
4 -	1:28.118	45.009	2:13.127 (2)	80.28	1.273	11:30:20.952	
5 -	1:27.886	43.968	2:11.854 (1)	81.05		11:32:32.806	

P9 39		Elwyn FRYER		Kawasaki - South Coast Appliances/Hoover UK			
IDEAL LAP TIME : 2:14.269		BEST LAP TIME : 2:14.269		DIFFERENCE : 0.000			
LAP	SECTOR 1	SECTOR 2	LAP TIME	MPH	DIFF	TIME OF DAY	
1 -		46.241	2:23.747	74.35	9.478	11:23:29.998	
2 -	1:31.101	46.006	2:17.107	77.95	2.838	11:25:47.105	
3 -	1:31.672	45.409	2:17.081 (3)	77.96	2.812	11:28:04.186	
4 -	1:31.272	45.605	2:16.877 (2)	78.08	2.608	11:30:21.063	
5 -	1:29.248	45.021	2:14.269 (1)	79.60		11:32:35.332	

P10 50		Graham HIGLETT		Kawasaki - Face to Face Finance			
IDEAL LAP TIME : 2:13.785		BEST LAP TIME : 2:13.785		DIFFERENCE : 0.000			
LAP	SECTOR 1	SECTOR 2	LAP TIME	MPH	DIFF	TIME OF DAY	
1 -		47.619	2:28.080	72.17	14.295	11:23:34.331	
2 -	1:30.647	46.139	2:16.786 (3)	78.13	3.001	11:25:51.117	
3 -	1:30.959	46.386	2:17.345	77.81	3.560	11:28:08.462	
4 -	1:30.177	44.749	2:14.926 (2)	79.21	1.141	11:30:23.388	
5 -	1:29.148	44.637	2:13.785 (1)	79.88		11:32:37.173	

P11 10		Sam HOLME		Yamaha -			
IDEAL LAP TIME : 2:15.084		BEST LAP TIME : 2:15.084		DIFFERENCE : 0.000			
LAP	SECTOR 1	SECTOR 2	LAP TIME	MPH	DIFF	TIME OF DAY	
1 -		46.792	2:25.875	73.26	10.791	11:23:32.126	
2 -	1:31.560	45.580	2:17.140	77.93	2.056	11:25:49.266	
3 -	1:30.338	45.800	2:16.138 (2)	78.50	1.054	11:28:05.404	
4 -	1:30.708	46.055	2:16.763 (3)	78.15	1.679	11:30:22.167	
5 -	1:29.900	45.184	2:15.084 (1)	79.12		11:32:37.251	

P12 78 S		Keith POVAH		Hondas - www.78Plate.com ScreenPrinting			
IDEAL LAP TIME : 2:14.604		BEST LAP TIME : 2:14.663		DIFFERENCE : 0.059			
LAP	SECTOR 1	SECTOR 2	LAP TIME	MPH	DIFF	TIME OF DAY	
1 -		46.616	2:27.280	72.56	12.617	11:23:33.531	
2 -	1:31.681	45.330	2:17.011 (3)	78.00	2.348	11:25:50.542	
3 -	1:31.434	45.810	2:17.244	77.87	2.581	11:28:07.786	
4 -	1:31.300	44.826	2:16.126 (2)	78.51	1.463	11:30:23.912	
5 -	1:29.778	44.885	2:14.663 (1)	79.36		11:32:38.575	

P13 27		William SMITH		Kawasaki -			
IDEAL LAP TIME : 2:16.009		BEST LAP TIME : 2:16.653		DIFFERENCE : 0.644			
LAP	SECTOR 1	SECTOR 2	LAP TIME	MPH	DIFF	TIME OF DAY	
1 -		46.102	2:26.621	72.89	9.968	11:23:32.872	
2 -	1:31.894	46.337	2:18.231	77.32	1.578	11:25:51.103	
3 -	1:30.765	45.888	2:16.653 (1)	78.21		11:28:07.756	
4 -	1:31.507	45.244	2:16.751 (2)	78.15	0.098	11:30:24.507	

Weather / Track : Cloudy / Dry

Snetterton 300
Circuit Length = 2.9689 miles
Start: 11:21 Flag 11:31 End: 11:34

BMCRC - MRO Championships 2015 - Rnd 2 @ Snetterton 300

EDlasia Formula 400 inc Sub 64

RACE 4 - SECTOR ANALYSIS

SECTOR 1 = FL to I1, SECTOR 2 = I1 to I2, SECTOR 3 = I2 to FL, DIFF = Difference To Personal Best Lap

5 - 1:31.520 45.838 2:17.358 (3) 77.81 0.705 11:32:41.865

P14 127 S Adam GREEN		Kawasaki - Royal Air Force Motorsport Association				
IDEAL LAP TIME : 2:17.334		BEST LAP TIME : 2:17.334		DIFFERENCE : 0.000		
LAP	SECTOR 1	SECTOR 2	LAP TIME	MPH	DIFF	TIME OF DAY
1 -		47.805	2:27.870	72.27	10.536	11:23:34.121
2 -	1:31.767	46.335	2:18.102	77.39	0.768	11:25:52.223
3 -	1:31.640	46.194	2:17.834 (3)	77.54	0.500	11:28:10.057
4 -	1:31.287	46.047	2:17.334 (1)	77.82		11:30:27.391
5 -	1:31.327	46.197	2:17.524 (2)	77.71	0.190	11:32:44.915

P15 73 Stephen BORN		Honda - Mike Oxbig				
IDEAL LAP TIME : 2:20.376		BEST LAP TIME : 2:20.721		DIFFERENCE : 0.345		
LAP	SECTOR 1	SECTOR 2	LAP TIME	MPH	DIFF	TIME OF DAY
1 -		48.581	2:32.350	70.15	11.629	11:23:38.601
2 -	1:34.490	47.631	2:22.121	75.20	1.400	11:26:00.722
3 -	1:34.217	46.510	2:20.727 (2)	75.94	0.006	11:28:21.449
4 -	1:33.866	47.340	2:21.206 (3)	75.69	0.485	11:30:42.655
5 -	1:33.939	46.782	2:20.721 (1)	75.95		11:33:03.376

P16 65 S Andrew MOXON		Honda -				
IDEAL LAP TIME : 2:20.123		BEST LAP TIME : 2:21.191		DIFFERENCE : 1.068		
LAP	SECTOR 1	SECTOR 2	LAP TIME	MPH	DIFF	TIME OF DAY
1 -		47.687	2:30.117	71.19	8.926	11:23:36.368
2 -	1:32.830	48.361	2:21.191 (1)	75.69		11:25:57.559
3 -	1:34.304	48.145	2:22.449 (3)	75.03	1.258	11:28:20.008
4 -	1:34.459	48.226	2:22.685	74.90	1.494	11:30:42.693
5 -	1:34.214	47.293	2:21.507 (2)	75.53	0.316	11:33:04.200

P17 5 Grant WALDER		Kawasaki - Fins Motorcycles				
IDEAL LAP TIME : 2:20.859		BEST LAP TIME : 2:21.077		DIFFERENCE : 0.218		
LAP	SECTOR 1	SECTOR 2	LAP TIME	MPH	DIFF	TIME OF DAY
1 -		47.195	2:28.846	71.80	7.769	11:23:35.097
2 -	1:33.782	47.295	2:21.077 (1)	75.76		11:25:56.174
3 -	1:36.009	48.001	2:24.010	74.21	2.933	11:28:20.184
4 -	1:34.423	48.800	2:23.223 (3)	74.62	2.146	11:30:43.407
5 -	1:33.664	48.313	2:21.977 (2)	75.28	0.900	11:33:05.384

P18 63 Daniel HARDY		Kawasaki - Susan Beddall Holistic Training				
IDEAL LAP TIME : 2:21.013		BEST LAP TIME : 2:21.287		DIFFERENCE : 0.274		
LAP	SECTOR 1	SECTOR 2	LAP TIME	MPH	DIFF	TIME OF DAY
1 -		48.416	2:31.921	70.35	10.634	11:23:38.172
2 -	1:33.525	48.512	2:22.037 (3)	75.24	0.750	11:26:00.209
3 -	1:34.550	47.524	2:22.074	75.22	0.787	11:28:22.283
4 -	1:33.502	48.389	2:21.891 (2)	75.32	0.604	11:30:44.174
5 -	1:33.489	47.798	2:21.287 (1)	75.64		11:33:05.461

P19 44 James BUCKETT		Kawasaki -				
IDEAL LAP TIME : 2:20.678		BEST LAP TIME : 2:21.467		DIFFERENCE : 0.789		
LAP	SECTOR 1	SECTOR 2	LAP TIME	MPH	DIFF	TIME OF DAY
1 -		48.032	2:30.834	70.85	9.367	11:23:37.085
2 -	1:33.980	48.099	2:22.079 (3)	75.22	0.612	11:25:59.164
3 -	1:34.206	47.780	2:21.986 (2)	75.27	0.519	11:28:21.150
4 -	1:33.800	49.215	2:23.015	74.73	1.548	11:30:44.165
5 -	1:32.898	48.569	2:21.467 (1)	75.55		11:33:05.632

Weather / Track : Cloudy / Dry

Snetterton 300
Circuit Length = 2.9689 miles
Start: 11:21 Flag 11:31 End: 11:34

BMCRC - MRO Championships 2015 - Rnd 2 @ Snetterton 300

EDlasia Formula 400 inc Sub 64

RACE 4 - SECTOR ANALYSIS

SECTOR 1 = FL to I1, SECTOR 2 = I1 to I2, SECTOR 3 = I2 to FL, DIFF = Difference To Personal Best Lap

P20 52		Gary JARMAN		Kawasaki - G & S Motorcycle Tyres		
IDEAL LAP TIME : 2:19.348		BEST LAP TIME : 2:20.733		DIFFERENCE : 1.385		
LAP	SECTOR 1	SECTOR 2	LAP TIME	MPH	DIFF	TIME OF DAY
1 -		47.758	2:35.147	68.88	14.414	11:23:41.398
2 -	1:32.835	48.616	2:21.451	75.56	0.718	11:26:02.849
3 -	1:34.224	46.513	2:20.737 (2)	75.94	0.004	11:28:23.586
4 -	1:33.003	48.430	2:21.433 (3)	75.56	0.700	11:30:45.019
5 -	1:33.733	47.000	2:20.733 (1)	75.94		11:33:05.752

P21 22 S		Dave HARVIEK		Kawasaki - SW Roofing Group		
IDEAL LAP TIME : 2:19.149		BEST LAP TIME : 2:19.470		DIFFERENCE : 0.321		
LAP	SECTOR 1	SECTOR 2	LAP TIME	MPH	DIFF	TIME OF DAY
1 -		58.305	2:36.816	68.15	17.346	11:23:43.067
2 -	1:33.810	46.267	2:20.077 (2)	76.30	0.607	11:26:03.144
3 -	1:32.882	46.588	2:19.470 (1)	76.63		11:28:22.614
4 -	1:33.204	48.187	2:21.391 (3)	75.59	1.921	11:30:44.005
5 -	1:34.653	47.448	2:22.101	75.21	2.631	11:33:06.106

P22 84 S		Gavin SCHOFIELD		Honda -		
IDEAL LAP TIME : 2:21.164		BEST LAP TIME : 2:21.353		DIFFERENCE : 0.189		
LAP	SECTOR 1	SECTOR 2	LAP TIME	MPH	DIFF	TIME OF DAY
1 -		48.084	2:33.100	69.81	11.747	11:23:39.351
2 -	1:34.503	48.470	2:22.973 (3)	74.75	1.620	11:26:02.324
3 -	1:34.924	47.827	2:22.751 (2)	74.87	1.398	11:28:25.075
4 -	1:34.869	48.122	2:22.991	74.74	1.638	11:30:48.066
5 -	1:34.692	46.661	2:21.353 (1)	75.61		11:33:09.419

P23 16 S		Andy WILKINS		Honda -		
IDEAL LAP TIME : 2:19.950		BEST LAP TIME : 2:20.828		DIFFERENCE : 0.878		
LAP	SECTOR 1	SECTOR 2	LAP TIME	MPH	DIFF	TIME OF DAY
1 -		48.851	2:36.274	68.39	15.446	11:23:42.525
2 -	1:34.141	48.126	2:22.267 (2)	75.12	1.439	11:26:04.792
3 -	1:32.577	48.251	2:20.828 (1)	75.89		11:28:25.620
4 -	1:33.522	48.844	2:22.366	75.07	1.538	11:30:47.986
5 -	1:34.949	47.373	2:22.322 (3)	75.09	1.494	11:33:10.308

P24 33 S		Carl JOHNSTONE		Yamaha - EDlasia		
IDEAL LAP TIME : 2:22.470		BEST LAP TIME : 2:23.387		DIFFERENCE : 0.917		
LAP	SECTOR 1	SECTOR 2	LAP TIME	MPH	DIFF	TIME OF DAY
1 -		48.701	2:34.083	69.36	10.696	11:23:40.334
2 -	1:35.421	47.966	2:23.387 (1)	74.54		11:26:03.721
3 -	1:35.029	48.382	2:23.411 (2)	74.52	0.024	11:28:27.132
4 -	1:36.230	47.441	2:23.671 (3)	74.39	0.284	11:30:50.803
5 -	1:35.149	50.668	2:25.817	73.29	2.430	11:33:16.620

P25 76 S		Julian DAWE		Honda -		
IDEAL LAP TIME : 2:25.033		BEST LAP TIME : 2:25.281		DIFFERENCE : 0.248		
LAP	SECTOR 1	SECTOR 2	LAP TIME	MPH	DIFF	TIME OF DAY
1 -		48.907	2:35.590	68.69	10.309	11:23:41.841
2 -	1:36.792	48.955	2:25.747 (3)	73.33	0.466	11:26:07.588
3 -	1:37.368	49.963	2:27.331	72.54	2.050	11:28:34.919
4 -	1:36.756	48.525	2:25.281 (1)	73.56		11:31:00.200
5 -	1:37.100	48.277	2:25.377 (2)	73.51	0.096	11:33:25.577

P26 72		Kevin MILLER		Honda - Mechanical Air Supplies Ltd		
IDEAL LAP TIME : 2:25.355		BEST LAP TIME : 2:25.355		DIFFERENCE : 0.000		
LAP	SECTOR 1	SECTOR 2	LAP TIME	MPH	DIFF	TIME OF DAY

Weather / Track : Cloudy / Dry

Snetterton 300
Circuit Length = 2.9689 miles
Start: 11:21 Flag 11:31 End: 11:34

BMCRC - MRO Championships 2015 - Rnd 2 @ Snetterton 300

EDlasia Formula 400 inc Sub 64

RACE 4 - SECTOR ANALYSIS

SECTOR 1 = FL to I1, SECTOR 2 = I1 to I2, SECTOR 3 = I2 to FL, DIFF = Difference To Personal Best Lap

1 -		52.765		2:43.916	65.20	18.561	11:23:50.167
2 -	1:41.603	50.624		2:32.227	70.21	6.872	11:26:22.394
3 -	1:36.344	50.175		2:26.519 (2)	72.94	1.164	11:28:48.913
4 -	1:37.777	50.025		2:27.802 (3)	72.31	2.447	11:31:16.715
5 -	1:35.998	49.357		2:25.355 (1)	73.53		11:33:42.070

P27 692 S		David MURPHY		Kawasaki - The Colour Copier Company			
IDEAL LAP TIME : 2:29.175		BEST LAP TIME : 2:29.531		DIFFERENCE : 0.356			
LAP	SECTOR 1	SECTOR 2	LAP TIME	MPH	DIFF	TIME OF DAY	
1 -		49.748	2:38.924	67.25	9.393	11:23:45.175	
2 -	1:39.427	50.434	2:29.861 (2)	71.31	0.330	11:26:15.036	
3 -	1:40.877	51.093	2:31.970	70.33	2.439	11:28:47.006	
4 -	1:39.670	51.098	2:30.768 (3)	70.89	1.237	11:31:17.774	
5 -	1:39.550	49.981	2:29.531 (1)	71.47		11:33:47.305	

P28 303		Aiden WALKER		Kawasaki - DadSon Racing			
IDEAL LAP TIME : 2:26.957		BEST LAP TIME : 2:26.957		DIFFERENCE : 0.000			
LAP	SECTOR 1	SECTOR 2	LAP TIME	MPH	DIFF	TIME OF DAY	
1 -		52.485	2:43.571	65.34	16.614	11:23:49.822	
2 -	1:41.656	51.856	2:33.512	69.62	6.555	11:26:23.334	
3 -	1:40.531	51.278	2:31.809 (3)	70.40	4.852	11:28:55.143	
4 -	1:40.070	50.019	2:30.089 (2)	71.21	3.132	11:31:25.232	
5 -	1:37.484	49.473	2:26.957 (1)	72.72		11:33:52.189	

P29 59 S		Danielle COOPER		Kawasaki - ePayMe			
IDEAL LAP TIME : 2:28.964		BEST LAP TIME : 2:30.555		DIFFERENCE : 1.591			
LAP	SECTOR 1	SECTOR 2	LAP TIME	MPH	DIFF	TIME OF DAY	
1 -		50.404	2:37.901	67.68	7.346	11:23:44.152	
2 -	1:38.560	51.995	2:30.555 (1)	70.99		11:26:14.707	
3 -	1:41.004	52.295	2:33.299	69.72	2.744	11:28:48.006	
4 -	1:41.055	51.148	2:32.203 (3)	70.22	1.648	11:31:20.209	
5 -	1:40.211	51.863	2:32.074 (2)	70.28	1.519	11:33:52.283	

P30 91 S		Keith TERRY		Honda - 23 Tuning			
IDEAL LAP TIME : 2:31.747		BEST LAP TIME : 2:31.747		DIFFERENCE : 0.000			
LAP	SECTOR 1	SECTOR 2	LAP TIME	MPH	DIFF	TIME OF DAY	
1 -		52.214	2:46.967	64.01	15.220	11:23:53.218	
2 -	1:43.124	51.633	2:34.757	69.06	3.010	11:26:27.975	
3 -	1:41.923	50.815	2:32.738 (3)	69.97	0.991	11:29:00.713	
4 -	1:41.514	51.202	2:32.716 (2)	69.98	0.969	11:31:33.429	
5 -	1:41.025	50.722	2:31.747 (1)	70.43		11:34:05.176	

P31 47		Allan CLARK		Kawasaki - A Clark & Sons Builders			
IDEAL LAP TIME : 2:31.146		BEST LAP TIME : 2:31.146		DIFFERENCE : 0.000			
LAP	SECTOR 1	SECTOR 2	LAP TIME	MPH	DIFF	TIME OF DAY	
1 -		51.540	2:47.891	63.66	16.745	11:23:54.142	
2 -	1:43.847	51.165	2:35.012	68.95	3.866	11:26:29.154	
3 -	1:42.748	50.243	2:32.991 (3)	69.86	1.845	11:29:02.145	
4 -	1:41.013	50.903	2:31.916 (2)	70.35	0.770	11:31:34.061	
5 -	1:40.917	50.229	2:31.146 (1)	70.71		11:34:05.207	

P32 6 S		Martin PEARSON		Honda - ASL Powerstream			
IDEAL LAP TIME : 2:31.389		BEST LAP TIME : 2:31.683		DIFFERENCE : 0.294			
LAP	SECTOR 1	SECTOR 2	LAP TIME	MPH	DIFF	TIME OF DAY	
1 -		52.656	2:46.952	64.01	15.269	11:23:53.203	
2 -	1:42.567	51.663	2:34.230	69.29	2.547	11:26:27.433	
3 -	1:42.163	51.259	2:33.422 (3)	69.66	1.739	11:29:00.855	
4 -	1:41.971	50.969	2:32.940 (2)	69.88	1.257	11:31:33.795	

Weather / Track : Cloudy / Dry

Snetterton 300

Circuit Length = 2.9689 miles

Start: 11:21 Flag 11:31 End: 11:34

BMCRG - MRO Championships 2015 - Rnd 2 @ Snetterton 300

EDlasia Formula 400 inc Sub 64

RACE 4 - SECTOR ANALYSIS

SECTOR 1 = FL to I1, SECTOR 2 = I1 to I2, SECTOR 3 = I2 to FL, DIFF = Difference To Personal Best Lap

5 - **1:40.420** 51.263 **2:31.683 (1) 70.46** **11:34:05.478**

P33 178 S Richard MORRIS		Suzuki - Mark 1 Diggers				
IDEAL LAP TIME : 2:30.869		BEST LAP TIME : 2:33.265		DIFFERENCE : 2.396		
LAP	SECTOR 1	SECTOR 2	LAP TIME	MPH	DIFF	TIME OF DAY
1 -		54.176	2:52.491	61.96	19.226	11:23:58.742
2 -	1:42.410	52.450	2:34.860	69.01	1.595	11:26:33.602
3 -	1:42.684	51.549	2:34.233 (3)	69.29	0.968	11:29:07.835
4 -	1:40.717	52.548	2:33.265 (1)	69.73		11:31:41.100
5 -	1:43.559	50.152	2:33.711 (2)	69.53	0.446	11:34:14.811

P34 56 Andrew PITT		Kawasaki - Raven Performance/Norman Pitt				
IDEAL LAP TIME : 2:33.839		BEST LAP TIME : 2:34.049		DIFFERENCE : 0.210		
LAP	SECTOR 1	SECTOR 2	LAP TIME	MPH	DIFF	TIME OF DAY
1 -		52.574	2:47.402	63.84	13.353	11:23:53.653
2 -	1:43.497	51.723	2:35.220 (3)	68.85	1.171	11:26:28.873
3 -	1:42.565	51.484	2:34.049 (1)	69.38		11:29:02.922
4 -	1:45.041	52.549	2:37.590	67.82	3.541	11:31:40.512
5 -	1:43.432	51.274	2:34.706 (2)	69.08	0.657	11:34:15.218

P35 71 S Luke HARVEY		Kawasaki - www.CMSPIPE.com CMS Racing				
IDEAL LAP TIME : 2:35.993		BEST LAP TIME : 2:36.227		DIFFERENCE : 0.234		
LAP	SECTOR 1	SECTOR 2	LAP TIME	MPH	DIFF	TIME OF DAY
1 -		53.140	2:50.481	62.69	14.254	11:23:56.732
2 -	1:46.086	52.155	2:38.241 (2)	67.54	2.014	11:26:34.973
3 -	1:43.838	52.389	2:36.227 (1)	68.41		11:29:11.200
4 -	1:46.418	53.077	2:39.495 (3)	67.01	3.268	11:31:50.695
5 -	1:46.689	53.194	2:39.883	66.84	3.656	11:34:30.578

P36 21 Alan WATSON		Kawasaki - Watson Racing				
IDEAL LAP TIME : 2:17.176		BEST LAP TIME : 2:31.470		DIFFERENCE : 14.294		
LAP	SECTOR 1	SECTOR 2	LAP TIME	MPH	DIFF	TIME OF DAY
1 -		46.007	2:31.470 (1)	70.56		11:23:37.721

BMCRC - MRO Championships 2015 - Rnd 2 @ Snetterton 300

EDlasia Formula 400 inc Sub 64

RACE 4 - BEST SECTORS

SECTOR 1				SECTOR 2				IDEAL / BEST COMPARISON				
POS	NO	NAME	TIME	NO	NAME	TIME	POS	NO	NAME	IDEAL	BEST	DIFF
									PERFECT LAP	2:07.130		
1	154	SAUNDERS	1:24.678	154	SAUNDERS	42.452	1	154	SAUNDERS	2:07.130	2:07.259	0.129
2	11	RUTH	1:24.837	11	RUTH	42.661	2	11	RUTH	2:07.498	2:07.498	0.000
3	51	JARMAN	1:26.328	2	GILL	43.139	3	51	JARMAN	2:09.711	2:09.852	0.141
4	2	GILL	1:26.774	116	SCHOFIELD	43.259	4	2	GILL	2:09.913	2:09.913	0.000
5	116	SCHOFIELD	1:27.327	51	JARMAN	43.383	5	116	SCHOFIELD	2:10.586	2:10.757	0.171
6	88	THOMPSON	1:27.445	88	THOMPSON	43.616	6	88	THOMPSON	2:11.061	2:11.061	0.000
7	86	SCOTT	1:27.886	86	SCOTT	43.968	7	86	SCOTT	2:11.854	2:11.854	0.000
8	50	HIGLETT	1:29.148	50	HIGLETT	44.637	8	50	HIGLETT	2:13.785	2:13.785	0.000
9	39	FRYER	1:29.248	78	POVAH	44.826	9	39	FRYER	2:14.269	2:14.269	0.000
10	78	POVAH	1:29.778	39	FRYER	45.021	10	78	POVAH	2:14.604	2:14.663	0.059
11	54	GORRIDGE	1:29.794	10	HOLME	45.184	11	54	GORRIDGE	2:14.989	2:15.594	0.605
12	10	HOLME	1:29.900	54	GORRIDGE	45.195	12	10	HOLME	2:15.084	2:15.084	0.000
13	27	SMITH	1:30.765	27	SMITH	45.244	13	27	SMITH	2:16.009	2:16.653	0.644
14	21	WATSON	1:31.169	21	WATSON	46.007	14	21	WATSON	2:17.176	2:31.470	14.294
15	127	GREEN	1:31.287	127	GREEN	46.047	15	127	GREEN	2:17.334	2:17.334	0.000
16	16	WILKINS	1:32.577	22	HARVIEK	46.267	16	22	HARVIEK	2:19.149	2:19.470	0.321
17	65	MOXON	1:32.830	73	BORN	46.510	17	52	JARMAN	2:19.348	2:20.733	1.385
18	52	JARMAN	1:32.835	52	JARMAN	46.513	18	16	WILKINS	2:19.950	2:20.828	0.878
19	22	HARVIEK	1:32.882	84	SCHOFIELD	46.661	19	65	MOXON	2:20.123	2:21.191	1.068
20	44	BUCKETT	1:32.898	5	WALDER	47.195	20	73	BORN	2:20.376	2:20.721	0.345
21	63	HARDY	1:33.489	65	MOXON	47.293	21	44	BUCKETT	2:20.678	2:21.467	0.789
22	5	WALDER	1:33.664	16	WILKINS	47.373	22	5	WALDER	2:20.859	2:21.077	0.218
23	73	BORN	1:33.866	33	JOHNSTONE	47.441	23	63	HARDY	2:21.013	2:21.287	0.274
24	84	SCHOFIELD	1:34.503	63	HARDY	47.524	24	84	SCHOFIELD	2:21.164	2:21.353	0.189
25	33	JOHNSTONE	1:35.029	44	BUCKETT	47.780	25	33	JOHNSTONE	2:22.470	2:23.387	0.917
26	72	MILLER	1:35.998	76	DAWE	48.277	26	76	DAWE	2:25.033	2:25.281	0.248
27	76	DAWE	1:36.756	72	MILLER	49.357	27	72	MILLER	2:25.355	2:25.355	0.000
28	303	WALKER	1:37.484	303	WALKER	49.473	28	303	WALKER	2:26.957	2:26.957	0.000
29	59	COOPER	1:38.560	692	MURPHY	49.748	29	59	COOPER	2:28.964	2:30.555	1.591
30	692	MURPHY	1:39.427	178	MORRIS	50.152	30	692	MURPHY	2:29.175	2:29.531	0.356
31	6	PEARSON	1:40.420	47	CLARK	50.229	31	178	MORRIS	2:30.869	2:33.265	2.396
32	178	MORRIS	1:40.717	59	COOPER	50.404	32	47	CLARK	2:31.146	2:31.146	0.000
33	47	CLARK	1:40.917	91	TERRY	50.722	33	6	PEARSON	2:31.389	2:31.683	0.294
34	91	TERRY	1:41.025	6	PEARSON	50.969	34	91	TERRY	2:31.747	2:31.747	0.000
35	56	PITT	1:42.565	56	PITT	51.274	35	56	PITT	2:33.839	2:34.049	0.210
36	71	HARVEY	1:43.838	71	HARVEY	52.155	36	71	HARVEY	2:35.993	2:36.227	0.234
37												

Weather / Track : Cloudy / Dry

Results can be found at www.tsl-timing.com

Snetterton 300

Circuit Length = 2.9689 miles

Start: 11:21 Flag 11:31 End: 11:34

Printed - 11:35 Sunday, 26 April 2015

BMCRC - MRO Championships 2015 - Rnd 2 @ Snetterton 300

EDlasia Formula 400 inc Sub 64

RACE 15 - GRID (5 Laps)

ROW 13		38	58 Steve YOUNG	37	70 Peter THORNTON		
ROW 12	36	21 Alan WATSON	35	71 Luke HARVEY	34	56 Andrew PITT	
ROW 11		33	178 Richard MORRIS	32	6 Martin PEARSON	31	47 Allan CLARK
ROW 10	30	91 Keith TERRY	29	59 Danielle COOPER	28	303 Aiden WALKER	
ROW 9		27	692 David MURPHY	26	72 Kevin MILLER	25	76 Julian DAWE
ROW 8	24	33 Carl JOHNSTONE	23	16 Andy WILKINS	22	84 Gavin SCHOFIELD	
ROW 7		21	22 Dave HARVIEK	20	52 Gary JARMAN	19	44 James BUCKETT
ROW 6	18	63 Daniel HARDY	17	5 Grant WALDER	16	65 Andrew MOXON	
ROW 5		15	73 Stephen BORN	14	127 Adam GREEN	13	27 William SMITH
ROW 4	12	78 Keith POVAH	11	10 Sam HOLME	10	50 Graham HIGLETT	
ROW 3		9	39 Elwyn FRYER	8	86 Mathew SCOTT	7	54 Eric GORRIDGE
ROW 2	6	88 Mark THOMPSON	5	116 Tom SCHOFIELD	4	51 Emma JARMAN	
ROW 1		3	2 Andrew GILL	2	154 Andrew SAUNDERS	1	11 Dan RUTH
						Pole	

Snetterton 300
Circuit Length = 2.9689 miles

These results are provisional until the conclusion of any judicial and technical matters.

Clerk Of Course :	Timekeeper :
-------------------	--------------

Results can be found at www.tsl-timing.com

Printed - 11:37 Sunday, 26 April 2015





BMCRC - MRO Championships 2015 - Rnd 2 @ Snetterton 300

EDlasia Formula 400 inc Sub 64

RACE 15 - CLASSIFICATION

POS	NO	CL	PIC NAME	ENTRY	LAPS	TIME	GAP	DIFF	MPH	BEST	ON
1	154		1 Andrew SAUNDERS	Kawasaki - RG Racing - MSS Performance	5	10:41.129			83.35	2:07.049	2
2	11		2 Dan RUTH	Kawasaki - Richard Ruth	5	10:48.978	7.849	7.849	82.34	2:07.168	4
3	2		3 Andrew GILL	Kawasaki -	5	10:53.060	11.931	4.082	81.83	2:09.468	4
4	116		4 Tom SCHOFIELD	Kawasaki -	5	10:57.491	16.362	4.431	81.27	2:09.258	4
5	88		5 Mark THOMPSON	Kawasaki - Flintstone Tyres / David Simon Tuning	5	11:21.798	40.669	24.307	78.38	2:14.523	4
6	21		6 Alan WATSON	Kawasaki - Watson Racing	5	11:25.818	44.689	4.020	77.92	2:13.484	5
7	50		7 Graham HIGLETT	Kawasaki - Face to Face Finance	5	11:26.101	44.972	0.283	77.88	2:14.638	4
8	54		8 Eric GORRIDGE	Kawasaki -	5	11:26.261	45.132	0.160	77.87	2:15.867	4
9	27		9 William SMITH	Kawasaki -	5	11:27.309	46.180	1.048	77.75	2:15.352	3
10	78	S	1 Keith POVAH	Hondas - www.78Plate.com ScreenPrinting	5	11:28.459	47.330	1.150	77.62	2:15.535	4
11	10		10 Sam HOLME	Yamaha -	5	11:31.279	50.150	2.820	77.30	2:15.492	4
12	22	S	2 Dave HARVIEK	Kawasaki - SW Roofing Group	5	11:31.887	50.758	0.608	77.23	2:15.470	4
13	127	S	3 Adam GREEN	Kawasaki - Royal Air Force Motorsport Association	5	11:36.470	55.341	4.583	76.73	2:16.198	3
14	58		11 Steve YOUNG	Kawasaki - Cadmatic	5	11:48.561	1:07.432	12.091	75.42	2:18.158	5
15	52		12 Gary JARMAN	Kawasaki - G & S Motorcycle Tyres	5	11:49.282	1:08.153	0.721	75.34	2:18.771	5
16	73		13 Stephen BORN	Honda - Mike Oxbig	5	11:49.462	1:08.333	0.180	75.32	2:19.336	4
17	63		14 Daniel HARDY	Kawasaki - Susan Beddall Holistic Training	5	11:50.347	1:09.218	0.885	75.23	2:18.843	5
18	5		15 Grant WALDER	Kawasaki - Fins Motorcycles	5	11:51.100	1:09.971	0.753	75.15	2:19.553	4
19	33	S	4 Carl JOHNSTONE	Yamaha - EDlasia	5	11:53.063	1:11.934	1.963	74.94	2:19.546	4
20	84	S	5 Gavin SCHOFIELD	Honda -	5	11:57.801	1:16.672	4.738	74.45	2:20.481	5
21	692	S	6 David MURPHY	Kawasaki - The Colour Copier Company	5	12:10.527	1:29.398	12.726	73.15	2:23.946	2
22	91	S	7 Keith TERRY	Honda - 23 Tuning	5	12:26.399	1:45.270	15.872	71.59	2:26.231	5
23	16	S	8 Andy WILKINS	Honda -	5	12:27.136	1:46.007	0.737	71.52	2:24.851	3
24	303		16 Aiden WALKER	Kawasaki - DadSon Racing	5	12:32.886	1:51.757	5.750	70.98	2:27.538	4
25	47		17 Allan CLARK	Kawasaki - A Clark & Sons Builders	5	12:41.978	2:00.849	9.092	70.13	2:26.639	4
26	59	S	9 Danielle COOPER	Kawasaki - ePayMe	5	12:54.422	2:13.293	12.444	69.00	2:31.854	4
27	6	S	10 Martin PEARSON	Honda - ASL Powerstream	5	12:54.782	2:13.653	0.360	68.97	2:30.816	4
28	71	S	11 Luke HARVEY	Kawasaki - www.CMSPIPE.com CMS Racing	5	12:55.480	2:14.351	0.698	68.91	2:31.462	3
29	178	S	12 Richard MORRIS	Suzuki - Mark 1 Diggers	5	12:55.852	2:14.723	0.372	68.87	2:30.428	4

NOT CLASSIFIED

DNF	76	S	Julian DAWE	Honda -	3	7:27.059	2 Laps	2 Laps	71.72	2:25.301	2
DNF	70		Peter THORNTON	Kawasaki - Cadmatic	2	4:40.662	3 Laps	1 Lap	76.16	2:13.892	2
DNF	51		Emma JARMAN	Kawasaki -	0						
DNF	86		Mathew SCOTT	Kawasaki -	0						

FASTEST LAP

154			Andrew SAUNDERS	Kawasaki - RG Racing - MSS Performance	2	2:07.049		84.12 mph	135.38 kph
22	S		Dave HARVIEK	Kawasaki - SW Roofing Group	4	2:15.470		78.89 mph	126.97 kph

Class - 90% of Race Speed = 75.01 mph
 Class S - 90% of Race Speed = 69.85 mph

Snetterton 300
 Circuit Length = 2.9689 miles
 Start: 15:30 Flag 15:40 End: 15:43

Weather / Track : Cloudy / Dry

These results are provisional until the conclusion of any judicial and technical matters.

Clerk Of Course :	Timekeeper :
-------------------	--------------

Results can be found at www.tsl-timing.com

Printed - 15:43 Sunday, 26 April 2015



BMCRC - MRO Championships 2015 - Rnd 2 @ Snetterton 300

EDlasia Formula 400 inc Sub 64

RACE 15 - LAP CHART

LAP 1 @ 15:32:31.831			LAP 2 @ 15:34:38.880			LAP 3 @ 15:36:45.946			LAP 4 @ 15:38:53.367			LAP 5 @ 15:41:01.210		
NO	BEHIND	LAP TIME	NO	BEHIND	LAP TIME	NO	BEHIND	LAP TIME	NO	BEHIND	LAP TIME	NO	BEHIND	LAP TIME
154		2:11.750	154		2:07.049	154		2:07.066	154		2:07.421	154		2:07.843
11	0.905	2:12.655	11	1.660	2:07.804	11	5.546	2:10.952	11	5.293	2:07.168	11	7.849	2:10.399
2	2.675	2:14.425	2	5.505	2:09.879	2	8.074	2:09.635	2	10.121	2:09.468	2	11.931	2:09.653
116	4.262	2:16.012	116	8.291	2:11.078	116	11.513	2:10.288	116	13.350	2:09.258	116	16.362	2:10.855
54	8.346	2:20.096	88	17.212	2:14.835	88	26.491	2:16.345	88	33.593	2:14.523	88	40.669	2:14.919
88	9.426	2:21.176	54	17.691	2:16.394	54	28.478	2:17.853	54	36.924	2:15.867	21	44.689	2:13.484
78	10.838	2:22.588	27	20.550	2:16.431	27	28.836	2:15.352	50	37.195	2:14.638	50	44.972	2:15.620
27	11.168	2:22.918	78	21.350	2:17.561	50	29.978	2:15.553	27	37.953	2:16.538	54	45.132	2:16.051
50	11.900	2:23.650	50	21.491	2:16.640	78	30.643	2:16.359	78	38.757	2:15.535	27	46.180	2:16.070
10	14.996	2:26.746	70	21.863	2:13.892	21	32.265	2:14.620	21	39.048	2:14.204	78	47.330	2:16.416
70	15.020	2:26.770	21	24.711	2:15.539	10	33.601	2:15.559	10	41.672	2:15.492	10	50.150	2:16.321
22	15.427	2:27.177	10	25.108	2:17.161	22	34.294	2:15.498	22	42.343	2:15.470	22	50.758	2:16.258
127	15.651	2:27.401	22	25.862	2:17.484	127	35.228	2:16.198	127	44.453	2:16.646	127	55.341	2:18.731
73	15.789	2:27.539	127	26.096	2:17.494	63	43.887	2:20.373	73	56.396	2:19.336	58	1:07.432	2:18.158
21	16.221	2:27.971	73	29.508	2:20.768	73	44.481	2:22.039	58	57.117	2:18.728	52	1:08.153	2:18.771
5	17.080	2:28.830	5	30.135	2:20.104	52	45.272	2:20.528	52	57.225	2:19.374	73	1:08.333	2:19.780
52	18.045	2:29.795	63	30.580	2:19.444	58	45.810	2:19.472	5	57.964	2:19.553	63	1:09.218	2:18.843
63	18.185	2:29.935	52	31.810	2:20.814	5	45.832	2:22.763	63	58.218	2:21.752	5	1:09.971	2:19.850
33	18.600	2:30.350	58	33.404	2:19.702	33	47.338	2:20.984	33	59.463	2:19.546	33	1:11.934	2:20.314
692	20.083	2:31.833	33	33.420	2:21.869	84	50.448	2:20.683	84	1:04.034	2:21.007	84	1:16.672	2:20.481
58	20.751	2:32.501	84	36.831	2:20.799	692	55.537	2:25.623	692	1:12.979	2:24.863	692	1:29.398	2:24.262
84	23.081	2:34.831	692	36.980	2:23.946	76	1:01.194	2:26.104	16	1:26.691	2:27.087	91	1:45.270	2:26.231
76	23.904	2:35.654	76	42.156	2:25.301	16	1:07.025	2:24.851	91	1:26.882	2:26.331	16	1:46.007	2:27.159
91	25.350	2:37.100	91	46.774	2:28.473	91	1:07.972	2:28.264	303	1:31.881	2:27.538	303	1:51.757	2:27.719
16	26.505	2:38.255	16	49.240	2:29.784	303	1:11.764	2:28.614	47	1:41.426	2:26.639	47	2:00.849	2:27.266
303	27.353	2:39.103	303	50.216	2:29.912	47	1:22.208	2:31.337	59	1:47.778	2:31.854	59	2:13.293	2:33.358
59	30.968	2:42.718	59	57.720	2:33.801	59	1:23.345	2:32.691	6	1:49.223	2:30.816	6	2:13.653	2:32.273
47	33.114	2:44.864	47	57.937	2:31.872	6	1:25.828	2:31.736	71	1:50.675	2:31.608	71	2:14.351	2:31.519
6	33.779	2:45.529	6	1:01.158	2:34.428	71	1:26.488	2:31.462	178	1:50.975	2:30.428	178	2:14.723	2:31.591
178	35.120	2:46.870	71	1:02.092	2:32.921	178	1:27.968	2:31.766						
71	36.220	2:47.970	178	1:03.268	2:35.197									

Weather / Track : Cloudy / Dry

Snetterton 300

Circuit Length = 2.9689 miles

Start: 15:30 Flag 15:40 End: 15:43

Results can be found at www.tsl-timing.com

Printed - 15:44 Sunday, 26 April 2015

BMCRC - MRO Championships 2015 - Rnd 2 @ Snetterton 300

EDlasia Formula 400 inc Sub 64

RACE 15 - SECTOR ANALYSIS

SECTOR 1 = FL to I1, SECTOR 2 = I1 to I2, SECTOR 3 = I2 to FL, DIFF = Difference To Personal Best Lap

P1 154		Andrew SAUNDERS		Kawasaki - RG Racing - MSS Performance		
IDEAL LAP TIME : 2:06.841		BEST LAP TIME : 2:07.049		DIFFERENCE : 0.208		
LAP	SECTOR 1	SECTOR 2	LAP TIME	MPH	DIFF	TIME OF DAY
1 -		42.396	2:11.750	81.12	4.701	15:32:31.831
2 -	1:24.542	42.507	2:07.049 (1)	84.12		15:34:38.880
3 -	1:24.445	42.621	2:07.066 (2)	84.11	0.017	15:36:45.946
4 -	1:24.534	42.887	2:07.421 (3)	83.88	0.372	15:38:53.367
5 -	1:25.110	42.733	2:07.843	83.60	0.794	15:41:01.210

P2 11		Dan RUTH		Kawasaki - Richard Ruth		
IDEAL LAP TIME : 2:06.598		BEST LAP TIME : 2:07.168		DIFFERENCE : 0.570		
LAP	SECTOR 1	SECTOR 2	LAP TIME	MPH	DIFF	TIME OF DAY
1 -		42.273	2:12.655	80.57	5.487	15:32:32.736
2 -	1:25.737	42.067	2:07.804 (2)	83.62	0.636	15:34:40.540
3 -	1:28.165	42.787	2:10.952	81.61	3.784	15:36:51.492
4 -	1:24.531	42.637	2:07.168 (1)	84.04		15:38:58.660
5 -	1:25.978	44.421	2:10.399 (3)	81.96	3.231	15:41:09.059

P3 2		Andrew GILL		Kawasaki -		
IDEAL LAP TIME : 2:09.036		BEST LAP TIME : 2:09.468		DIFFERENCE : 0.432		
LAP	SECTOR 1	SECTOR 2	LAP TIME	MPH	DIFF	TIME OF DAY
1 -		42.732	2:14.425	79.50	4.957	15:32:34.506
2 -	1:26.583	43.296	2:09.879	82.29	0.411	15:34:44.385
3 -	1:26.526	43.109	2:09.635 (2)	82.44	0.167	15:36:54.020
4 -	1:26.304	43.164	2:09.468 (1)	82.55		15:39:03.488
5 -	1:26.572	43.081	2:09.653 (3)	82.43	0.185	15:41:13.141

P4 116		Tom SCHOFIELD		Kawasaki -		
IDEAL LAP TIME : 2:09.224		BEST LAP TIME : 2:09.258		DIFFERENCE : 0.034		
LAP	SECTOR 1	SECTOR 2	LAP TIME	MPH	DIFF	TIME OF DAY
1 -		43.359	2:16.012	78.58	6.754	15:32:36.093
2 -	1:27.571	43.507	2:11.078	81.53	1.820	15:34:47.171
3 -	1:27.358	42.930	2:10.288 (2)	82.03	1.030	15:36:57.459
4 -	1:26.294	42.964	2:09.258 (1)	82.68		15:39:06.717
5 -	1:27.408	43.447	2:10.855 (3)	81.67	1.597	15:41:17.572

P5 88		Mark THOMPSON		Kawasaki - Flintstone Tyres / David Simon Tuning		
IDEAL LAP TIME : 2:14.195		BEST LAP TIME : 2:14.523		DIFFERENCE : 0.328		
LAP	SECTOR 1	SECTOR 2	LAP TIME	MPH	DIFF	TIME OF DAY
1 -		44.710	2:21.176	75.70	6.653	15:32:41.257
2 -	1:29.583	45.252	2:14.835 (2)	79.26	0.312	15:34:56.092
3 -	1:30.556	45.789	2:16.345	78.38	1.822	15:37:12.437
4 -	1:29.486	45.037	2:14.523 (1)	79.45		15:39:26.960
5 -	1:29.485	45.434	2:14.919 (3)	79.21	0.396	15:41:41.879

P6 21		Alan WATSON		Kawasaki - Watson Racing		
IDEAL LAP TIME : 2:13.154		BEST LAP TIME : 2:13.484		DIFFERENCE : 0.330		
LAP	SECTOR 1	SECTOR 2	LAP TIME	MPH	DIFF	TIME OF DAY
1 -		45.388	2:27.971	72.23	14.487	15:32:48.052
2 -	1:30.340	45.199	2:15.539	78.85	2.055	15:35:03.591
3 -	1:30.316	44.304	2:14.620 (3)	79.39	1.136	15:37:18.211
4 -	1:29.123	45.081	2:14.204 (2)	79.64	0.720	15:39:32.415
5 -	1:28.850	44.634	2:13.484 (1)	80.07		15:41:45.899

P7 50		Graham HIGLETT		Kawasaki - Face to Face Finance		
IDEAL LAP TIME : 2:14.638		BEST LAP TIME : 2:14.638		DIFFERENCE : 0.000		
LAP	SECTOR 1	SECTOR 2	LAP TIME	MPH	DIFF	TIME OF DAY

Weather / Track : Cloudy / Dry

Snetterton 300
Circuit Length = 2.9689 miles
Start: 15:30 Flag 15:40 End: 15:43

BMCRC - MRO Championships 2015 - Rnd 2 @ Snetterton 300

EDlasia Formula 400 inc Sub 64

RACE 15 - SECTOR ANALYSIS

SECTOR 1 = FL to I1, SECTOR 2 = I1 to I2, SECTOR 3 = I2 to FL, DIFF = Difference To Personal Best Lap

1 -		45.245		2:23.650	74.40	9.012	15:32:43.731
2 -	1:30.988	45.652		2:16.640	78.22	2.002	15:35:00.371
3 -	1:30.699	44.854		2:15.553 (2)	78.84	0.915	15:37:15.924
4 -	1:29.935	44.703		2:14.638 (1)	79.38		15:39:30.562
5 -	1:30.038	45.582		2:15.620 (3)	78.80	0.982	15:41:46.182

P8 54 Eric GORRIDGE		Kawasaki -					
IDEAL LAP TIME : 2:14.825		BEST LAP TIME : 2:15.867		DIFFERENCE : 1.042			
LAP	SECTOR 1	SECTOR 2	LAP TIME	MPH	DIFF	TIME OF DAY	
1 -		45.342	2:20.096	76.29	4.229	15:32:40.177	
2 -	1:30.547	45.847	2:16.394 (3)	78.36	0.527	15:34:56.571	
3 -	1:32.080	45.773	2:17.853	77.53	1.986	15:37:14.424	
4 -	1:30.472	45.395	2:15.867 (1)	78.66		15:39:30.291	
5 -	1:29.483	46.568	2:16.051 (2)	78.55	0.184	15:41:46.342	

P9 27 William SMITH		Kawasaki -					
IDEAL LAP TIME : 2:15.352		BEST LAP TIME : 2:15.352		DIFFERENCE : 0.000			
LAP	SECTOR 1	SECTOR 2	LAP TIME	MPH	DIFF	TIME OF DAY	
1 -		46.084	2:22.918	74.78	7.566	15:32:42.999	
2 -	1:31.055	45.376	2:16.431 (3)	78.34	1.079	15:34:59.430	
3 -	1:30.441	44.911	2:15.352 (1)	78.96		15:37:14.782	
4 -	1:31.114	45.424	2:16.538	78.27	1.186	15:39:31.320	
5 -	1:30.692	45.378	2:16.070 (2)	78.54	0.718	15:41:47.390	

P10 78 S Keith POVAH		Hondas - www.78Plate.com ScreenPrinting					
IDEAL LAP TIME : 2:15.535		BEST LAP TIME : 2:15.535		DIFFERENCE : 0.000			
LAP	SECTOR 1	SECTOR 2	LAP TIME	MPH	DIFF	TIME OF DAY	
1 -		45.747	2:22.588	74.95	7.053	15:32:42.669	
2 -	1:32.004	45.557	2:17.561	77.69	2.026	15:35:00.230	
3 -	1:31.146	45.213	2:16.359 (2)	78.38	0.824	15:37:16.589	
4 -	1:30.745	44.790	2:15.535 (1)	78.85		15:39:32.124	
5 -	1:30.794	45.622	2:16.416 (3)	78.34	0.881	15:41:48.540	

P11 10 Sam HOLME		Yamaha -					
IDEAL LAP TIME : 2:15.274		BEST LAP TIME : 2:15.492		DIFFERENCE : 0.218			
LAP	SECTOR 1	SECTOR 2	LAP TIME	MPH	DIFF	TIME OF DAY	
1 -		46.760	2:26.746	72.83	11.254	15:32:46.827	
2 -	1:31.316	45.845	2:17.161	77.92	1.669	15:35:03.988	
3 -	1:30.477	45.082	2:15.559 (2)	78.84	0.067	15:37:19.547	
4 -	1:30.192	45.300	2:15.492 (1)	78.88		15:39:35.039	
5 -	1:31.179	45.142	2:16.321 (3)	78.40	0.829	15:41:51.360	

P12 22 S Dave HARVIEK		Kawasaki - SW Roofing Group					
IDEAL LAP TIME : 2:15.242		BEST LAP TIME : 2:15.470		DIFFERENCE : 0.228			
LAP	SECTOR 1	SECTOR 2	LAP TIME	MPH	DIFF	TIME OF DAY	
1 -		46.782	2:27.177	72.62	11.707	15:32:47.258	
2 -	1:31.282	46.202	2:17.484	77.74	2.014	15:35:04.742	
3 -	1:30.553	44.945	2:15.498 (2)	78.87	0.028	15:37:20.240	
4 -	1:30.297	45.173	2:15.470 (1)	78.89		15:39:35.710	
5 -	1:30.772	45.486	2:16.258 (3)	78.44	0.788	15:41:51.968	

P13 127 S Adam GREEN		Kawasaki - Royal Air Force Motorsport Association					
IDEAL LAP TIME : 2:16.184		BEST LAP TIME : 2:16.198		DIFFERENCE : 0.014			
LAP	SECTOR 1	SECTOR 2	LAP TIME	MPH	DIFF	TIME OF DAY	
1 -		46.706	2:27.401	72.50	11.203	15:32:47.482	
2 -	1:31.370	46.124	2:17.494 (3)	77.73	1.296	15:35:04.976	
3 -	1:30.877	45.321	2:16.198 (1)	78.47		15:37:21.174	
4 -	1:30.863	45.783	2:16.646 (2)	78.21	0.448	15:39:37.820	

Weather / Track : Cloudy / Dry

Snetterton 300
Circuit Length = 2.9689 miles
Start: 15:30 Flag 15:40 End: 15:43

BMCRC - MRO Championships 2015 - Rnd 2 @ Snetterton 300

EDlasia Formula 400 inc Sub 64

RACE 15 - SECTOR ANALYSIS

SECTOR 1 = FL to I1, SECTOR 2 = I1 to I2, SECTOR 3 = I2 to FL, DIFF = Difference To Personal Best Lap

5 - 1:32.386 46.345 2:18.731 77.04 2.533 15:41:56.551

P14 58		Steve YOUNG		Kawasaki - Cadmatic			
IDEAL LAP TIME : 2:16.794		BEST LAP TIME : 2:18.158		DIFFERENCE : 1.364			
LAP	SECTOR 1	SECTOR 2	LAP TIME	MPH	DIFF	TIME OF DAY	
1 -		47.271	2:32.501	70.08	14.343	15:32:52.582	
2 -	1:33.066	46.636	2:19.702	76.50	1.544	15:35:12.284	
3 -	1:32.403	47.069	2:19.472 (3)	76.63	1.314	15:37:31.756	
4 -	1:31.275	47.453	2:18.728 (2)	77.04	0.570	15:39:50.484	
5 -	1:32.639	45.519	2:18.158 (1)	77.36		15:42:08.642	

P15 52		Gary JARMAN		Kawasaki - G & S Motorcycle Tyres			
IDEAL LAP TIME : 2:18.771		BEST LAP TIME : 2:18.771		DIFFERENCE : 0.000			
LAP	SECTOR 1	SECTOR 2	LAP TIME	MPH	DIFF	TIME OF DAY	
1 -		48.190	2:29.795	71.35	11.024	15:32:49.876	
2 -	1:34.280	46.534	2:20.814	75.90	2.043	15:35:10.690	
3 -	1:33.089	47.439	2:20.528 (3)	76.05	1.757	15:37:31.218	
4 -	1:32.942	46.432	2:19.374 (2)	76.68	0.603	15:39:50.592	
5 -	1:32.797	45.974	2:18.771 (1)	77.01		15:42:09.363	

P16 73		Stephen BORN		Honda - Mike Oxbig			
IDEAL LAP TIME : 2:19.336		BEST LAP TIME : 2:19.336		DIFFERENCE : 0.000			
LAP	SECTOR 1	SECTOR 2	LAP TIME	MPH	DIFF	TIME OF DAY	
1 -		46.815	2:27.539	72.44	8.203	15:32:47.620	
2 -	1:33.674	47.094	2:20.768 (3)	75.92	1.432	15:35:08.388	
3 -	1:35.056	46.983	2:22.039	75.24	2.703	15:37:30.427	
4 -	1:33.249	46.087	2:19.336 (1)	76.70		15:39:49.763	
5 -	1:33.501	46.279	2:19.780 (2)	76.46	0.444	15:42:09.543	

P17 63		Daniel HARDY		Kawasaki - Susan Beddall Holistic Training			
IDEAL LAP TIME : 2:18.568		BEST LAP TIME : 2:18.843		DIFFERENCE : 0.275			
LAP	SECTOR 1	SECTOR 2	LAP TIME	MPH	DIFF	TIME OF DAY	
1 -		47.001	2:29.935	71.28	11.092	15:32:50.016	
2 -	1:32.617	46.827	2:19.444 (2)	76.64	0.601	15:35:09.460	
3 -	1:33.712	46.661	2:20.373 (3)	76.14	1.530	15:37:29.833	
4 -	1:32.418	49.334	2:21.752	75.39	2.909	15:39:51.585	
5 -	1:31.907	46.936	2:18.843 (1)	76.97		15:42:10.428	

P18 5		Grant WALDER		Kawasaki - Fins Motorcycles			
IDEAL LAP TIME : 2:18.997		BEST LAP TIME : 2:19.553		DIFFERENCE : 0.556			
LAP	SECTOR 1	SECTOR 2	LAP TIME	MPH	DIFF	TIME OF DAY	
1 -		47.639	2:28.830	71.81	9.277	15:32:48.911	
2 -	1:32.603	47.501	2:20.104 (3)	76.28	0.551	15:35:09.015	
3 -	1:34.988	47.775	2:22.763	74.86	3.210	15:37:31.778	
4 -	1:33.159	46.394	2:19.553 (1)	76.58		15:39:51.331	
5 -	1:33.435	46.415	2:19.850 (2)	76.42	0.297	15:42:11.181	

P19 33 S		Carl JOHNSTONE		Yamaha - EDlasia			
IDEAL LAP TIME : 2:19.546		BEST LAP TIME : 2:19.546		DIFFERENCE : 0.000			
LAP	SECTOR 1	SECTOR 2	LAP TIME	MPH	DIFF	TIME OF DAY	
1 -		47.341	2:30.350	71.08	10.804	15:32:50.431	
2 -	1:35.033	46.836	2:21.869	75.33	2.323	15:35:12.300	
3 -	1:34.018	46.966	2:20.984 (3)	75.81	1.438	15:37:33.284	
4 -	1:33.245	46.301	2:19.546 (1)	76.59		15:39:52.830	
5 -	1:33.917	46.397	2:20.314 (2)	76.17	0.768	15:42:13.144	

Weather / Track : Cloudy / Dry

Snetterton 300
Circuit Length = 2.9689 miles
Start: 15:30 Flag 15:40 End: 15:43

BMCRC - MRO Championships 2015 - Rnd 2 @ Snetterton 300

EDlasia Formula 400 inc Sub 64

RACE 15 - SECTOR ANALYSIS

SECTOR 1 = FL to I1, SECTOR 2 = I1 to I2, SECTOR 3 = I2 to FL, DIFF = Difference To Personal Best Lap

P20	84 S	Gavin SCHOFIELD	Honda -			
IDEAL LAP TIME : 2:19.915		BEST LAP TIME : 2:20.481		DIFFERENCE : 0.566		
LAP	SECTOR 1	SECTOR 2	LAP TIME	MPH	DIFF	TIME OF DAY
1 -		47.659	2:34.831	69.03	14.350	15:32:54.912
2 -	1:33.014	47.785	2:20.799 (3)	75.91	0.318	15:35:15.711
3 -	1:33.317	47.366	2:20.683 (2)	75.97	0.202	15:37:36.394
4 -	1:34.106	46.901	2:21.007	75.79	0.526	15:39:57.401
5 -	1:33.148	47.333	2:20.481 (1)	76.08		15:42:17.882
P21	692 S	David MURPHY	Kawasaki - The Colour Copier Company			
IDEAL LAP TIME : 2:23.132		BEST LAP TIME : 2:23.946		DIFFERENCE : 0.814		
LAP	SECTOR 1	SECTOR 2	LAP TIME	MPH	DIFF	TIME OF DAY
1 -		47.496	2:31.833	70.39	7.887	15:32:51.914
2 -	1:35.636	48.310	2:23.946 (1)	74.25		15:35:15.860
3 -	1:37.021	48.602	2:25.623	73.39	1.677	15:37:41.483
4 -	1:36.473	48.390	2:24.863 (3)	73.78	0.917	15:40:06.346
5 -	1:36.448	47.814	2:24.262 (2)	74.08	0.316	15:42:30.608
P22	91 S	Keith TERRY	Honda - 23 Tuning			
IDEAL LAP TIME : 2:25.762		BEST LAP TIME : 2:26.231		DIFFERENCE : 0.469		
LAP	SECTOR 1	SECTOR 2	LAP TIME	MPH	DIFF	TIME OF DAY
1 -		48.918	2:37.100	68.03	10.869	15:32:57.181
2 -	1:38.539	49.934	2:28.473	71.98	2.242	15:35:25.654
3 -	1:39.538	48.726	2:28.264 (3)	72.08	2.033	15:37:53.918
4 -	1:37.421	48.910	2:26.331 (2)	73.04	0.100	15:40:20.249
5 -	1:37.036	49.195	2:26.231 (1)	73.09		15:42:46.480
P23	16 S	Andy WILKINS	Honda -			
IDEAL LAP TIME : 2:24.819		BEST LAP TIME : 2:24.851		DIFFERENCE : 0.032		
LAP	SECTOR 1	SECTOR 2	LAP TIME	MPH	DIFF	TIME OF DAY
1 -		49.182	2:38.255	67.53	13.404	15:32:58.336
2 -	1:40.416	49.368	2:29.784	71.35	4.933	15:35:28.120
3 -	1:36.333	48.518	2:24.851 (1)	73.78		15:37:52.971
4 -	1:38.601	48.486	2:27.087 (2)	72.66	2.236	15:40:20.058
5 -	1:36.611	50.548	2:27.159 (3)	72.62	2.308	15:42:47.217
P24	303	Aiden WALKER	Kawasaki - DadSon Racing			
IDEAL LAP TIME : 2:27.486		BEST LAP TIME : 2:27.538		DIFFERENCE : 0.052		
LAP	SECTOR 1	SECTOR 2	LAP TIME	MPH	DIFF	TIME OF DAY
1 -		50.913	2:39.103	67.17	11.565	15:32:59.184
2 -	1:39.097	50.815	2:29.912	71.29	2.374	15:35:29.096
3 -	1:38.326	50.288	2:28.614 (3)	71.91	1.076	15:37:57.710
4 -	1:37.844	49.694	2:27.538 (1)	72.44		15:40:25.248
5 -	1:38.077	49.642	2:27.719 (2)	72.35	0.181	15:42:52.967
P25	47	Allan CLARK	Kawasaki - A Clark & Sons Builders			
IDEAL LAP TIME : 2:26.639		BEST LAP TIME : 2:26.639		DIFFERENCE : 0.000		
LAP	SECTOR 1	SECTOR 2	LAP TIME	MPH	DIFF	TIME OF DAY
1 -		50.103	2:44.864	64.82	18.225	15:33:04.945
2 -	1:41.091	50.781	2:31.872	70.37	5.233	15:35:36.817
3 -	1:41.372	49.965	2:31.337 (3)	70.62	4.698	15:38:08.154
4 -	1:38.252	48.387	2:26.639 (1)	72.88		15:40:34.793
5 -	1:38.420	48.846	2:27.266 (2)	72.57	0.627	15:43:02.059
P26	59 S	Danielle COOPER	Kawasaki - ePayMe			
IDEAL LAP TIME : 2:31.518		BEST LAP TIME : 2:31.854		DIFFERENCE : 0.336		
LAP	SECTOR 1	SECTOR 2	LAP TIME	MPH	DIFF	TIME OF DAY

Weather / Track : Cloudy / Dry

Snetterton 300
Circuit Length = 2.9689 miles
Start: 15:30 Flag 15:40 End: 15:43

BMCRC - MRO Championships 2015 - Rnd 2 @ Snetterton 300

EDlasia Formula 400 inc Sub 64

RACE 15 - SECTOR ANALYSIS

SECTOR 1 = FL to I1, SECTOR 2 = I1 to I2, SECTOR 3 = I2 to FL, DIFF = Difference To Personal Best Lap

1 -		51.615	2:42.718	65.68	10.864	15:33:02.799
2 -	1:42.047	51.754	2:33.801	69.49	1.947	15:35:36.600
3 -	1:41.256	51.435	2:32.691 (2)	69.99	0.837	15:38:09.291
4 -	1:40.083	51.771	2:31.854 (1)	70.38		15:40:41.145
5 -	1:41.691	51.667	2:33.358 (3)	69.69	1.504	15:43:14.503

P27 6 S Martin PEARSON		Honda - ASL Powerstream				
IDEAL LAP TIME : 2:30.816		BEST LAP TIME : 2:30.816		DIFFERENCE : 0.000		
LAP	SECTOR 1	SECTOR 2	LAP TIME	MPH	DIFF	TIME OF DAY
1 -		52.174	2:45.529	64.56	14.713	15:33:05.610
2 -	1:43.357	51.071	2:34.428	69.21	3.612	15:35:40.038
3 -	1:41.150	50.586	2:31.736 (2)	70.43	0.920	15:38:11.774
4 -	1:40.603	50.213	2:30.816 (1)	70.86		15:40:42.590
5 -	1:40.866	51.407	2:32.273 (3)	70.19	1.457	15:43:14.863

P28 71 S Luke HARVEY		Kawasaki - www.CMSPIPE.com CMS Racing				
IDEAL LAP TIME : 2:31.225		BEST LAP TIME : 2:31.462		DIFFERENCE : 0.237		
LAP	SECTOR 1	SECTOR 2	LAP TIME	MPH	DIFF	TIME OF DAY
1 -		52.322	2:47.970	63.63	16.508	15:33:08.051
2 -	1:41.787	51.134	2:32.921	69.89	1.459	15:35:40.972
3 -	1:40.878	50.584	2:31.462 (1)	70.56		15:38:12.434
4 -	1:40.986	50.622	2:31.608 (3)	70.49	0.146	15:40:44.042
5 -	1:41.172	50.347	2:31.519 (2)	70.53	0.057	15:43:15.561

P29 178 S Richard MORRIS		Suzuki - Mark 1 Diggers				
IDEAL LAP TIME : 2:30.006		BEST LAP TIME : 2:30.428		DIFFERENCE : 0.422		
LAP	SECTOR 1	SECTOR 2	LAP TIME	MPH	DIFF	TIME OF DAY
1 -		52.314	2:46.870	64.05	16.442	15:33:06.951
2 -	1:43.124	52.073	2:35.197	68.86	4.769	15:35:42.148
3 -	1:40.570	51.196	2:31.766 (3)	70.42	1.338	15:38:13.914
4 -	1:40.039	50.389	2:30.428 (1)	71.05		15:40:44.342
5 -	1:39.617	51.974	2:31.591 (2)	70.50	1.163	15:43:15.933

P30 76 S Julian DAWE		Honda -				
IDEAL LAP TIME : 2:25.301		BEST LAP TIME : 2:25.301		DIFFERENCE : 0.000		
LAP	SECTOR 1	SECTOR 2	LAP TIME	MPH	DIFF	TIME OF DAY
1 -		48.489	2:35.654 (3)	68.66	10.353	15:32:55.735
2 -	1:37.073	48.228	2:25.301 (1)	73.55		15:35:21.036
3 -	1:37.757	48.347	2:26.104 (2)	73.15	0.803	15:37:47.140

P31 70 Peter THORNTON		Kawasaki - Cadmatic				
IDEAL LAP TIME : 2:13.892		BEST LAP TIME : 2:13.892		DIFFERENCE : 0.000		
LAP	SECTOR 1	SECTOR 2	LAP TIME	MPH	DIFF	TIME OF DAY
1 -		45.759	2:26.770 (2)	72.82	12.878	15:32:46.851
2 -	1:28.944	44.948	2:13.892 (1)	79.82		15:35:00.743

Weather / Track : Cloudy / Dry

Snetterton 300
Circuit Length = 2.9689 miles
Start: 15:30 Flag 15:40 End: 15:43

BMCRC - MRO Championships 2015 - Rnd 2 @ Snetterton 300

EDlasia Formula 400 inc Sub 64

RACE 15 - BEST SECTORS

SECTOR 1			SECTOR 2			IDEAL / BEST COMPARISON						
POS	NO	NAME	TIME	NO	NAME	TIME	POS	NO	NAME	IDEAL	BEST	DIFF
									PERFECT LAP	2:06.512		
1	154	SAUNDERS	1:24.445	11	RUTH	42.067	1	11	RUTH	2:06.598	2:07.168	0.570
2	11	RUTH	1:24.531	154	SAUNDERS	42.396	2	154	SAUNDERS	2:06.841	2:07.049	0.208
3	116	SCHOFIELD	1:26.294	2	GILL	42.732	3	2	GILL	2:09.036	2:09.468	0.432
4	2	GILL	1:26.304	116	SCHOFIELD	42.930	4	116	SCHOFIELD	2:09.224	2:09.258	0.034
5	21	WATSON	1:28.850	21	WATSON	44.304	5	21	WATSON	2:13.154	2:13.484	0.330
6	70	THORNTON	1:28.944	50	HIGLETT	44.703	6	70	THORNTON	2:13.892	2:13.892	0.000
7	54	GORRIDGE	1:29.483	88	THOMPSON	44.710	7	88	THOMPSON	2:14.195	2:14.523	0.328
8	88	THOMPSON	1:29.485	78	POVAH	44.790	8	50	HIGLETT	2:14.638	2:14.638	0.000
9	50	HIGLETT	1:29.935	27	SMITH	44.911	9	54	GORRIDGE	2:14.825	2:15.867	1.042
10	10	HOLME	1:30.192	22	HARVIEK	44.945	10	22	HARVIEK	2:15.242	2:15.470	0.228
11	22	HARVIEK	1:30.297	70	THORNTON	44.948	11	10	HOLME	2:15.274	2:15.492	0.218
12	27	SMITH	1:30.441	10	HOLME	45.082	12	27	SMITH	2:15.352	2:15.352	0.000
13	78	POVAH	1:30.745	127	GREEN	45.321	13	78	POVAH	2:15.535	2:15.535	0.000
14	127	GREEN	1:30.863	54	GORRIDGE	45.342	14	127	GREEN	2:16.184	2:16.198	0.014
15	58	YOUNG	1:31.275	58	YOUNG	45.519	15	58	YOUNG	2:16.794	2:18.158	1.364
16	63	HARDY	1:31.907	52	JARMAN	45.974	16	63	HARDY	2:18.568	2:18.843	0.275
17	5	WALDER	1:32.603	73	BORN	46.087	17	52	JARMAN	2:18.771	2:18.771	0.000
18	52	JARMAN	1:32.797	33	JOHNSTONE	46.301	18	5	WALDER	2:18.997	2:19.553	0.556
19	84	SCHOFIELD	1:33.014	5	WALDER	46.394	19	73	BORN	2:19.336	2:19.336	0.000
20	33	JOHNSTONE	1:33.245	63	HARDY	46.661	20	33	JOHNSTONE	2:19.546	2:19.546	0.000
21	73	BORN	1:33.249	84	SCHOFIELD	46.901	21	84	SCHOFIELD	2:19.915	2:20.481	0.566
22	692	MURPHY	1:35.636	692	MURPHY	47.496	22	692	MURPHY	2:23.132	2:23.946	0.814
23	16	WILKINS	1:36.333	76	DAWE	48.228	23	16	WILKINS	2:24.819	2:24.851	0.032
24	91	TERRY	1:37.036	47	CLARK	48.387	24	76	DAWE	2:25.301	2:25.301	0.000
25	76	DAWE	1:37.073	16	WILKINS	48.486	25	91	TERRY	2:25.762	2:26.231	0.469
26	303	WALKER	1:37.844	91	TERRY	48.726	26	47	CLARK	2:26.639	2:26.639	0.000
27	47	CLARK	1:38.252	303	WALKER	49.642	27	303	WALKER	2:27.486	2:27.538	0.052
28	178	MORRIS	1:39.617	6	PEARSON	50.213	28	178	MORRIS	2:30.006	2:30.428	0.422
29	59	COOPER	1:40.083	71	HARVEY	50.347	29	6	PEARSON	2:30.816	2:30.816	0.000
30	6	PEARSON	1:40.603	178	MORRIS	50.389	30	71	HARVEY	2:31.225	2:31.462	0.237
31	71	HARVEY	1:40.878	59	COOPER	51.435	31	59	COOPER	2:31.518	2:31.854	0.336
32												
33												

Weather / Track : Cloudy / Dry

Results can be found at www.tsl-timing.com

Snetterton 300

Circuit Length = 2.9689 miles

Start: 15:30 Flag 15:40 End: 15:43

Printed - 15:44 Sunday, 26 April 2015



MRO 600 inc Clubman 600

Snetterton 300

25th & 26th April 2015



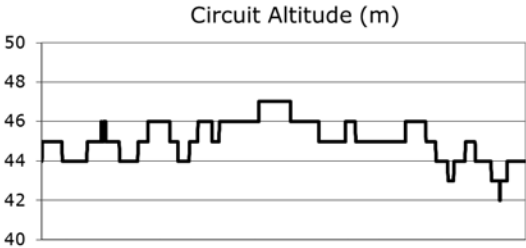
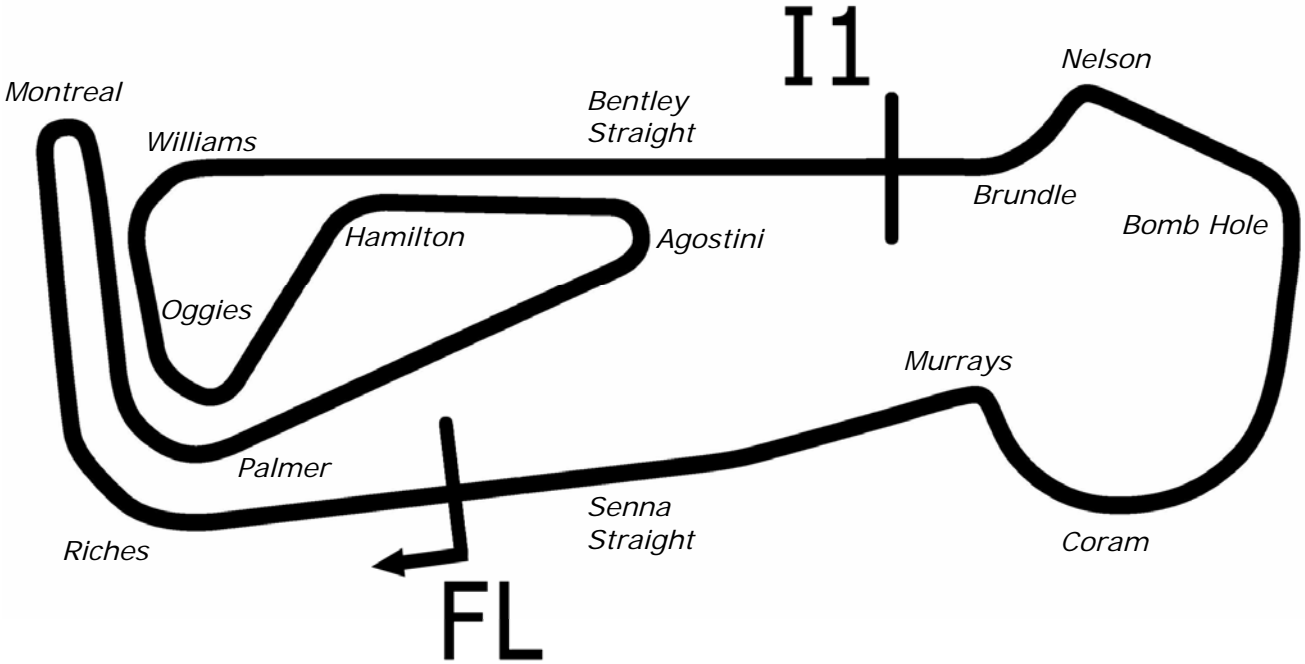
Results Provided by Timing Solutions Ltd
www.tsl-timing.com

Snetterton 300



SPORTS TIMING

TIMING SOLUTIONS LTD



Length	2.9689 miles	4778.0 m	
FL		52.46340 N	0.94476 E
I1	3198m	52.46617 N	0.94964 E
Pit Entry	4572m	52.46364 N	0.94774 E
Pit Exit	40m after FL	52.46338 N	0.94420 E
Pit Entry–Pit Exit 246m, 14.7s @60kph, 11.0s @80kph			

All results available at www.tsl-timing.com

BMCRC - MRO Championships 2015 - Rnd 2 @ Snetterton 300

Team Respro MRO 600 inc Clubman 600

QUALIFYING - CLASSIFICATION

POS	NO	CL	PIC NAME	ENTRY	TIME	ON	LAPS	GAP	DIFF	MPH
1	52		1 Tommy PHILP	Yamaha - Berkshire Motorcycles Ltd	2:21.578	4	4			75.49
2	138		2 Scot ADAM	Triumph - Nemesis Transport Ltd	2:23.673	4	4	2.095	2.095	74.39
3	66		3 Joe GOGGINS	Yamaha - Lexicon Racing	2:24.366	2	4	2.788	0.693	74.03
4	46		4 Ashley BUXTON	Yamaha -	2:24.492	3	3	2.914	0.126	73.97
5	39		5 Shane SMITH	Triumph - Ridemoto.com	2:25.095	3	3	3.517	0.603	73.66
6	173	C	1 Stephen DRAPER	Yamaha -	2:27.736	3	3	6.158	2.641	72.34
7	8	C	2 Grant NEWSTEAD	Yamaha - Tinklers Motorcycles	2:27.987	4	4	6.409	0.251	72.22
8	41		6 Luke HARRIS	Yamaha - Go Racing/Nexx/Forma/ELP	2:28.033	4	4	6.455	0.046	72.20
9	79	C	3 David WAKE	Yamaha -	2:29.150	3	3	7.572	1.117	71.65
10	5		7 Tom DEAN	Yamaha - Performance Fitness Gym Eastbourne	2:29.268	4	4	7.690	0.118	71.60
11	27	C	4 Rob EYRE	Triumph -	2:30.443	4	4	8.865	1.175	71.04
12	74	C	5 Joe MORPHETT	Yamaha -	2:31.664	3	3	10.086	1.221	70.47
13	61	C	6 Olly SAVAGE	Kawasaki - Validus-IVC Ltd	2:32.044	3	3	10.466	0.380	70.29
14	63	C	7 Nico CIPRIANO	Yamaha -	2:32.274	3	3	10.696	0.230	70.18
15	422	C	8 Ben DOOLAN	Yamaha - BD Plastering	2:32.456	3	3	10.878	0.182	70.10
16	32	C	9 Mark PIPER	Yamaha -	2:32.949	4	4	11.371	0.493	69.88
17	76		8 Charlie KING	Kawasaki -	2:33.145	3	3	11.567	0.196	69.79
18	38		9 David HEWSON	Yamaha - Obsession Engineering Limited	2:33.636	3	3	12.058	0.491	69.56
19	187	C	10 Michael HALL	Kawasaki -	2:34.774	2	2	13.196	1.138	69.05
20	59	C	11 Simon TUCKER	Yamaha - Area51racing	2:34.813	3	3	13.235	0.039	69.03
21	120	C	12 David COMBRINCK	Kawasaki -	2:35.202	4	4	13.624	0.389	68.86
22	131	C	13 Emma SELWAY	Yamaha -	2:36.753	4	4	15.175	1.551	68.18
23	40		10 David SHELVEY	Suzuki -	2:36.957	3	3	15.379	0.204	68.09
24	73		11 Sarah JORDAN	Triumph - Bernard Elliott Racing	2:38.449	4	4	16.871	1.492	67.45
25	23	C	14 Tom SMITH	Yamaha -	2:39.117	2	2	17.539	0.668	67.17
26	36	C	15 Karl FITT	Kawasaki -	2:40.747	4	4	19.169	1.630	66.49
27	55	C	16 Paul GARNER	Yamaha - Area 51 Racing	2:42.647	3	3	21.069	1.900	65.71
28	19		12 Dan WRIGHT	Suzuki -	2:42.881	3	3	21.303	0.234	65.61
29	9	C	17 Chris LAY	Yamaha -	2:44.947	3	3	23.369	2.066	64.79
30	33		13 Aaron CLARKE	Kawasaki -	2:45.086	2	2	23.508	0.139	64.74
31	50		14 Paul WILSON	Yamaha -	3:09.737	1	1	48.159	24.651	56.33
32	95		15 Matt TRUELOVE	Yamaha -			2			
33	15		16 John LEA	Triumph -			1			
34	21	C	18 Harry TRUELOVE	Yamaha -			1			
35	54	C	19 Christopher BECK	Yamaha - Area 51 Racing			0			

Snetterton 300

Circuit Length = 2.9689 miles

Start: 08:58 Flag 09:08 End: 09:10

Weather / Track : Rain / Wet

These results are provisional until the conclusion of any judicial and technical matters.

Clerk Of Course :	Timekeeper :
-------------------	--------------

Results can be found at www.tsl-timing.com

Printed - 09:11 Saturday, 25 April 2015



BMCRC - MRO Championships 2015 - Rnd 2 @ Snetterton 300

Team Respro MRO 600 inc Clubman 600

QUALIFYING - SECTOR ANALYSIS

SECTOR 1 = FL to I1, SECTOR 2 = I1 to I2, SECTOR 3 = I2 to FL, DIFF = Difference To Personal Best Lap

P1	52	Tommy PHILP	Yamaha - Berkshire Motorcycles Ltd			
IDEAL LAP TIME : 2:21.578		BEST LAP TIME : 2:21.578		DIFFERENCE : 0.000		
LAP	SECTOR 1	SECTOR 2	LAP TIME	MPH	DIFF	TIME OF DAY
1 -	1:44.912	50.266	2:35.178	68.87	13.600	09:01:29.547
2 -	1:35.920	47.966	2:23.886 (3)	74.28	2.308	09:03:53.433
3 -	1:35.308	47.883	2:23.191 (2)	74.64	1.613	09:06:16.624
4 -	1:34.310	47.268	2:21.578 (1)	75.49		09:08:38.202
P2	138	Scot ADAM	Triumph - Nemesis Transport Ltd			
IDEAL LAP TIME : 2:23.112		BEST LAP TIME : 2:23.673		DIFFERENCE : 0.561		
LAP	SECTOR 1	SECTOR 2	LAP TIME	MPH	DIFF	TIME OF DAY
1 -	1:42.835	49.741	2:32.576	70.05	8.903	09:01:57.316
2 -	1:37.927	48.687	2:26.614 (2)	72.89	2.941	09:04:23.930
3 -	1:39.313	47.753	2:27.066 (3)	72.67	3.393	09:06:50.996
4 -	1:35.359	48.314	2:23.673 (1)	74.39		09:09:14.669
P3	66	Joe GOGGINS	Yamaha - Lexicon Racing			
IDEAL LAP TIME : 2:24.366		BEST LAP TIME : 2:24.366		DIFFERENCE : 0.000		
LAP	SECTOR 1	SECTOR 2	LAP TIME	MPH	DIFF	TIME OF DAY
1 -	1:47.485	50.703	2:38.188	67.56	13.822	09:01:12.731
2 -	1:35.795	48.571	2:24.366 (1)	74.03		09:03:37.097
3 -	1:37.858	49.876	2:27.734 (2)	72.34	3.368	09:06:04.831
4 -	1:39.319	49.408	2:28.727 (3)	71.86	4.361	09:08:33.558
P4	46	Ashley BUXTON	Yamaha -			
IDEAL LAP TIME : 2:24.479		BEST LAP TIME : 2:24.492		DIFFERENCE : 0.013		
LAP	SECTOR 1	SECTOR 2	LAP TIME	MPH	DIFF	TIME OF DAY
1 -	1:42.977	51.090	2:34.067 (3)	69.37	9.575	09:03:12.770
2 -	1:39.115	48.774	2:27.889 (2)	72.27	3.397	09:05:40.659
3 -	1:35.705	48.787	2:24.492 (1)	73.97		09:08:05.151
P5	39	Shane SMITH	Triumph - Ridemoto.com			
IDEAL LAP TIME : 2:25.082		BEST LAP TIME : 2:25.095		DIFFERENCE : 0.013		
LAP	SECTOR 1	SECTOR 2	LAP TIME	MPH	DIFF	TIME OF DAY
1 -	OUTLAP	50.528	2:38.203	67.55	13.108	09:04:23.223
2 -	1:41.504	48.691	2:30.195 (2)	71.16	5.100	09:06:53.418
3 -	1:36.391	48.704	2:25.095 (1)	73.66		09:09:18.513
P6	173 C	Stephen DRAPER	Yamaha -			
IDEAL LAP TIME : 2:27.736		BEST LAP TIME : 2:27.736		DIFFERENCE : 0.000		
LAP	SECTOR 1	SECTOR 2	LAP TIME	MPH	DIFF	TIME OF DAY
1 -	1:48.957	51.823	2:40.780 (3)	66.47	13.044	09:03:32.359
2 -	1:41.188	50.331	2:31.519 (2)	70.53	3.783	09:06:03.878
3 -	1:38.819	48.917	2:27.736 (1)	72.34		09:08:31.614
P7	8 C	Grant NEWSTEAD	Yamaha - Tinklers Motorcycles			
IDEAL LAP TIME : 2:27.987		BEST LAP TIME : 2:27.987		DIFFERENCE : 0.000		
LAP	SECTOR 1	SECTOR 2	LAP TIME	MPH	DIFF	TIME OF DAY
1 -	1:48.268	52.900	2:41.168	66.31	13.181	09:01:45.223
2 -	1:44.213	50.766	2:34.979 (3)	68.96	6.992	09:04:20.202
3 -	1:40.529	49.736	2:30.265 (2)	71.12	2.278	09:06:50.467
4 -	1:39.183	48.804	2:27.987 (1)	72.22		09:09:18.454

Weather / Track : Rain / Wet

Snetterton 300
Circuit Length = 2.9689 miles
Start: 08:58 Flag 09:08 End: 09:10

BMCRC - MRO Championships 2015 - Rnd 2 @ Snetterton 300

Team Respro MRO 600 inc Clubman 600

QUALIFYING - SECTOR ANALYSIS

SECTOR 1 = FL to I1, SECTOR 2 = I1 to I2, SECTOR 3 = I2 to FL, DIFF = Difference To Personal Best Lap

P8	41	Luke HARRIS	Yamaha - Go Racing/Nexx/Forma/ELP			
IDEAL LAP TIME : 2:28.033		BEST LAP TIME : 2:28.033	DIFFERENCE : 0.000			
LAP	SECTOR 1	SECTOR 2	LAP TIME	MPH	DIFF	TIME OF DAY
1 -	1:52.831	52.970	2:45.801	64.46	17.768	09:02:18.169
2 -	1:43.807	51.605	2:35.412 (3)	68.77	7.379	09:04:53.581
3 -	1:41.573	50.065	2:31.638 (2)	70.48	3.605	09:07:25.219
4 -	1:38.806	49.227	2:28.033 (1)	72.20		09:09:53.252

P9	79 C	David WAKE	Yamaha -			
IDEAL LAP TIME : 2:29.150		BEST LAP TIME : 2:29.150	DIFFERENCE : 0.000			
LAP	SECTOR 1	SECTOR 2	LAP TIME	MPH	DIFF	TIME OF DAY
1 -	OUTLAP	51.582	2:49.178	63.17	20.028	09:04:22.236
2 -	1:44.030	50.434	2:34.464 (2)	69.19	5.314	09:06:56.700
3 -	1:38.900	50.250	2:29.150 (1)	71.65		09:09:25.850

P10	5	Tom DEAN	Yamaha - Performance Fitness Gym Eastbourne			
IDEAL LAP TIME : 2:29.268		BEST LAP TIME : 2:29.268	DIFFERENCE : 0.000			
LAP	SECTOR 1	SECTOR 2	LAP TIME	MPH	DIFF	TIME OF DAY
1 -	1:55.089	54.333	2:49.422	63.08	20.154	09:02:15.493
2 -	1:42.418	50.497	2:32.915 (3)	69.89	3.647	09:04:48.408
3 -	1:39.868	50.232	2:30.100 (2)	71.20	0.832	09:07:18.508
4 -	1:39.780	49.488	2:29.268 (1)	71.60		09:09:47.776

P11	27 C	Rob EYRE	Triumph -			
IDEAL LAP TIME : 2:28.350		BEST LAP TIME : 2:30.443	DIFFERENCE : 2.093			
LAP	SECTOR 1	SECTOR 2	LAP TIME	MPH	DIFF	TIME OF DAY
1 -	1:54.334	53.019	2:47.353	63.86	16.910	09:01:29.528
2 -	1:41.757	49.675	2:31.432 (2)	70.58	0.989	09:04:00.960
3 -	1:44.793	48.567	2:33.360 (3)	69.69	2.917	09:06:34.320
4 -	1:39.783	50.660	2:30.443 (1)	71.04		09:09:04.763

P12	74 C	Joe MORPHETT	Yamaha -			
IDEAL LAP TIME : 2:31.282		BEST LAP TIME : 2:31.664	DIFFERENCE : 0.382			
LAP	SECTOR 1	SECTOR 2	LAP TIME	MPH	DIFF	TIME OF DAY
1 -	OUTLAP	53.668	2:49.537	63.04	17.873	09:04:57.389
2 -	1:44.507	51.171	2:35.678 (2)	68.65	4.014	09:07:33.067
3 -	1:40.111	51.553	2:31.664 (1)	70.47		09:10:04.731

P13	61 C	Oilly SAVAGE	Kawasaki - Validus-IVC Ltd			
IDEAL LAP TIME : 2:32.044		BEST LAP TIME : 2:32.044	DIFFERENCE : 0.000			
LAP	SECTOR 1	SECTOR 2	LAP TIME	MPH	DIFF	TIME OF DAY
1 -	OUTLAP	51.949	2:39.902	66.84	7.858	09:04:33.047
2 -	1:46.115	50.990	2:37.105 (2)	68.03	5.061	09:07:10.152
3 -	1:41.922	50.122	2:32.044 (1)	70.29		09:09:42.196

P14	63 C	Nico CIPRIANO	Yamaha -			
IDEAL LAP TIME : 2:32.274		BEST LAP TIME : 2:32.274	DIFFERENCE : 0.000			
LAP	SECTOR 1	SECTOR 2	LAP TIME	MPH	DIFF	TIME OF DAY
1 -	OUTLAP	54.559	2:51.309	62.39	19.035	09:05:08.930
2 -	1:44.399	51.807	2:36.206 (2)	68.42	3.932	09:07:45.136
3 -	1:42.207	50.067	2:32.274 (1)	70.18		09:10:17.410

P15	422 C	Ben DOOLAN	Yamaha - BD Plastering			
IDEAL LAP TIME : 2:32.456		BEST LAP TIME : 2:32.456	DIFFERENCE : 0.000			
LAP	SECTOR 1	SECTOR 2	LAP TIME	MPH	DIFF	TIME OF DAY

Weather / Track : Rain / Wet

Snetterton 300
Circuit Length = 2.9689 miles
Start: 08:58 Flag 09:08 End: 09:10

BMCRC - MRO Championships 2015 - Rnd 2 @ Snetterton 300

Team Respro MRO 600 inc Clubman 600

QUALIFYING - SECTOR ANALYSIS

SECTOR 1 = FL to I1, SECTOR 2 = I1 to I2, SECTOR 3 = I2 to FL, DIFF = Difference To Personal Best Lap

1 -	OUTLAP	53.272	2:43.609	65.32	11.153	09:04:59.559
2 -	1:42.784	51.570	2:34.354 (2)	69.24	1.898	09:07:33.913
3 -	1:41.026	51.430	2:32.456 (1)	70.10		09:10:06.369

P16 32 C Mark PIPER	Yamaha -					
IDEAL LAP TIME : 2:32.949	BEST LAP TIME : 2:32.949	DIFFERENCE : 0.000				
LAP	SECTOR 1	SECTOR 2	LAP TIME	MPH	DIFF	TIME OF DAY
1 -	1:54.536	53.092	2:47.628	63.76	14.679	09:01:58.466
2 -	1:45.877	51.868	2:37.745 (3)	67.75	4.796	09:04:36.211
3 -	1:43.425	50.723	2:34.148 (2)	69.33	1.199	09:07:10.359
4 -	1:42.284	50.665	2:32.949 (1)	69.88		09:09:43.308

P17 76 Charlie KING	Kawasaki -					
IDEAL LAP TIME : 2:33.145	BEST LAP TIME : 2:33.145	DIFFERENCE : 0.000				
LAP	SECTOR 1	SECTOR 2	LAP TIME	MPH	DIFF	TIME OF DAY
1 -	OUTLAP	52.685	2:46.427	64.22	13.282	09:04:13.064
2 -	1:45.003	50.787	2:35.790 (2)	68.60	2.645	09:06:48.854
3 -	1:42.652	50.493	2:33.145 (1)	69.79		09:09:21.999

P18 38 David HEWSON	Yamaha - Obsession Engineering Limited					
IDEAL LAP TIME : 2:33.636	BEST LAP TIME : 2:33.636	DIFFERENCE : 0.000				
LAP	SECTOR 1	SECTOR 2	LAP TIME	MPH	DIFF	TIME OF DAY
1 -	1:57.184	55.205	2:52.389 (3)	61.99	18.753	09:03:37.559
2 -	1:45.936	51.068	2:37.004 (2)	68.07	3.368	09:06:14.563
3 -	1:42.808	50.828	2:33.636 (1)	69.56		09:08:48.199

P19 187 C Michael HALL	Kawasaki -					
IDEAL LAP TIME : 2:33.599	BEST LAP TIME : 2:34.774	DIFFERENCE : 1.175				
LAP	SECTOR 1	SECTOR 2	LAP TIME	MPH	DIFF	TIME OF DAY
1 -	1:54.517	54.617	2:49.134 (2)	63.19	14.360	09:03:32.841
2 -	1:43.676	51.098	2:34.774 (1)	69.05		09:06:07.615

P20 59 C Simon TUCKER	Yamaha - Area51racing					
IDEAL LAP TIME : 2:34.813	BEST LAP TIME : 2:34.813	DIFFERENCE : 0.000				
LAP	SECTOR 1	SECTOR 2	LAP TIME	MPH	DIFF	TIME OF DAY
1 -	OUTLAP	54.282	2:50.236	62.78	15.423	09:04:56.427
2 -	1:45.706	53.474	2:39.180 (2)	67.14	4.367	09:07:35.607
3 -	1:42.947	51.866	2:34.813 (1)	69.03		09:10:10.420

P21 120 C David COMBRINCK	Kawasaki -					
IDEAL LAP TIME : 2:35.202	BEST LAP TIME : 2:35.202	DIFFERENCE : 0.000				
LAP	SECTOR 1	SECTOR 2	LAP TIME	MPH	DIFF	TIME OF DAY
1 -	2:00.586	56.417	2:57.003	60.38	21.801	09:01:34.287
2 -	1:49.113	55.044	2:44.157 (3)	65.10	8.955	09:04:18.444
3 -	1:49.212	52.940	2:42.152 (2)	65.91	6.950	09:07:00.596
4 -	1:42.870	52.332	2:35.202 (1)	68.86		09:09:35.798

P22 131 C Emma SELWAY	Yamaha -					
IDEAL LAP TIME : 2:36.565	BEST LAP TIME : 2:36.753	DIFFERENCE : 0.188				
LAP	SECTOR 1	SECTOR 2	LAP TIME	MPH	DIFF	TIME OF DAY
1 -	1:49.686	53.885	2:43.571	65.34	6.818	09:02:24.392
2 -	1:46.379	52.014	2:38.393 (3)	67.47	1.640	09:05:02.785
3 -	1:45.029	51.988	2:37.017 (2)	68.06	0.264	09:07:39.802
4 -	1:44.577	52.176	2:36.753 (1)	68.18		09:10:16.555

Weather / Track : Rain / Wet

Snetterton 300
Circuit Length = 2.9689 miles
Start: 08:58 Flag 09:08 End: 09:10

BMCRC - MRO Championships 2015 - Rnd 2 @ Snetterton 300

Team Respro MRO 600 inc Clubman 600

QUALIFYING - SECTOR ANALYSIS

SECTOR 1 = FL to I1, SECTOR 2 = I1 to I2, SECTOR 3 = I2 to FL, DIFF = Difference To Personal Best Lap

P23 40		David SHELVEY		Suzuki -		
IDEAL LAP TIME : 2:36.900		BEST LAP TIME : 2:36.957		DIFFERENCE : 0.057		
LAP	SECTOR 1	SECTOR 2	LAP TIME	MPH	DIFF	TIME OF DAY
1 -	OUTLAP	56.738	2:53.269	61.68	16.312	09:04:30.259
2 -	1:51.758	52.162	2:43.920 (2)	65.20	6.963	09:07:14.179
3 -	1:44.738	52.219	2:36.957 (1)	68.09		09:09:51.136

P24 73		Sarah JORDAN		Triumph - Bernard Elliott Racing		
IDEAL LAP TIME : 2:38.449		BEST LAP TIME : 2:38.449		DIFFERENCE : 0.000		
LAP	SECTOR 1	SECTOR 2	LAP TIME	MPH	DIFF	TIME OF DAY
1 -	2:00.941	58.630	2:59.571	59.52	21.122	09:01:55.092
2 -	1:52.174	55.934	2:48.108 (3)	63.57	9.659	09:04:43.200
3 -	1:48.479	53.876	2:42.355 (2)	65.83	3.906	09:07:25.555
4 -	1:45.879	52.570	2:38.449 (1)	67.45		09:10:04.004

P25 23 C		Tom SMITH		Yamaha -		
IDEAL LAP TIME : 2:39.117		BEST LAP TIME : 2:39.117		DIFFERENCE : 0.000		
LAP	SECTOR 1	SECTOR 2	LAP TIME	MPH	DIFF	TIME OF DAY
1 -	OUTLAP	57.403	2:55.941	60.74	16.824	09:06:04.790
2 -	1:46.448	52.669	2:39.117 (1)	67.17		09:08:43.907

P26 36 C		Karl FITT		Kawasaki -		
IDEAL LAP TIME : 2:40.747		BEST LAP TIME : 2:40.747		DIFFERENCE : 0.000		
LAP	SECTOR 1	SECTOR 2	LAP TIME	MPH	DIFF	TIME OF DAY
1 -	2:05.325	57.908	3:03.233	58.33	22.486	09:01:44.711
2 -	1:51.808	55.385	2:47.193 (3)	63.92	6.446	09:04:31.904
3 -	1:53.312	53.673	2:46.985 (2)	64.00	6.238	09:07:18.889
4 -	1:47.660	53.087	2:40.747 (1)	66.49		09:09:59.636

P27 55 C		Paul GARNER		Yamaha - Area 51 Racing		
IDEAL LAP TIME : 2:42.647		BEST LAP TIME : 2:42.647		DIFFERENCE : 0.000		
LAP	SECTOR 1	SECTOR 2	LAP TIME	MPH	DIFF	TIME OF DAY
1 -	2:02.231	57.713	2:59.944 (3)	59.39	17.297	09:03:41.536
2 -	1:52.871	56.212	2:49.083 (2)	63.21	6.436	09:06:30.619
3 -	1:48.172	54.475	2:42.647 (1)	65.71		09:09:13.266

P28 19		Dan WRIGHT		Suzuki -		
IDEAL LAP TIME : 2:42.881		BEST LAP TIME : 2:42.881		DIFFERENCE : 0.000		
LAP	SECTOR 1	SECTOR 2	LAP TIME	MPH	DIFF	TIME OF DAY
1 -	1:56.267	55.868	2:52.135 (3)	62.09	9.254	09:03:28.625
2 -	1:49.135	54.960	2:44.095 (2)	65.13	1.214	09:06:12.720
3 -	1:48.617	54.264	2:42.881 (1)	65.61		09:08:55.601

P29 9 C		Chris LAY		Yamaha -		
IDEAL LAP TIME : 2:43.656		BEST LAP TIME : 2:44.947		DIFFERENCE : 1.291		
LAP	SECTOR 1	SECTOR 2	LAP TIME	MPH	DIFF	TIME OF DAY
1 -	2:00.885	57.899	2:58.784 (3)	59.78	13.837	09:03:37.107
2 -	1:53.114	54.456	2:47.570 (2)	63.78	2.623	09:06:24.677
3 -	1:49.200	55.747	2:44.947 (1)	64.79		09:09:09.624

P30 33		Aaron CLARKE		Kawasaki -		
IDEAL LAP TIME : 2:45.086		BEST LAP TIME : 2:45.086		DIFFERENCE : 0.000		
LAP	SECTOR 1	SECTOR 2	LAP TIME	MPH	DIFF	TIME OF DAY
1 -	OUTLAP	58.183	3:03.724	58.17	18.638	09:06:01.762
2 -	1:49.531	55.555	2:45.086 (1)	64.74		09:08:46.848

Weather / Track : Rain / Wet

Snetterton 300
Circuit Length = 2.9689 miles
Start: 08:58 Flag 09:08 End: 09:10

BMCRC - MRO Championships 2015 - Rnd 2 @ Snetterton 300

Team Respro MRO 600 inc Clubman 600

QUALIFYING - SECTOR ANALYSIS

SECTOR 1 = FL to I1, SECTOR 2 = I1 to I2, SECTOR 3 = I2 to FL, DIFF = Difference To Personal Best Lap

P31	50	Paul WILSON	Yamaha -			
IDEAL LAP TIME : 3:03.679		BEST LAP TIME : 3:09.737	DIFFERENCE : 6.058			
LAP	SECTOR 1	SECTOR 2	LAP TIME	MPH	DIFF	TIME OF DAY
1 -	2:08.710	1:01.027	3:09.737 (1)	56.33		09:01:50.432

P32	95	Matt TRUELOVE	Yamaha -			
IDEAL LAP TIME :		BEST LAP TIME :	DIFFERENCE :			
LAP	SECTOR 1	SECTOR 2	LAP TIME	MPH	DIFF	TIME OF DAY
1 -	OUTLAP		3:54.721 P	45.53		09:07:43.496
2 -	OUTLAP	53.669	2:44.805	64.85		09:10:28.301

P33	15	John LEA	Triumph -			
IDEAL LAP TIME :		BEST LAP TIME :	DIFFERENCE :			
LAP	SECTOR 1	SECTOR 2	LAP TIME	MPH	DIFF	TIME OF DAY
1 -	OUTLAP	53.868	2:35.423	68.76		09:03:56.783

P34	21 C	Harry TRUELOVE	Yamaha -			
IDEAL LAP TIME :		BEST LAP TIME :	DIFFERENCE :			
LAP	SECTOR 1	SECTOR 2	LAP TIME	MPH	DIFF	TIME OF DAY
1 -	OUTLAP	54.951	2:45.404	64.61		09:08:29.895

BMCRC - MRO Championships 2015 - Rnd 2 @ Snetterton 300

Team Respro MRO 600 inc Clubman 600

QUALIFYING - BEST SECTORS

SECTOR 1			SECTOR 2			IDEAL / BEST COMPARISON						
POS	NO	NAME	TIME	NO	NAME	TIME	POS	NO	NAME	IDEAL	BEST	DIFF
									PERFECT LAP	2:21.578		
1	52	PHILP	1:34.310	52	PHILP	47.268	1	52	PHILP	2:21.578	2:21.578	0.000
2	138	ADAM	1:35.359	138	ADAM	47.753	2	138	ADAM	2:23.112	2:23.673	0.561
3	46	BUXTON	1:35.705	27	EYRE	48.567	3	66	GOGGINS	2:24.366	2:24.366	0.000
4	66	GOGGINS	1:35.795	66	GOGGINS	48.571	4	46	BUXTON	2:24.479	2:24.492	0.013
5	39	SMITH	1:36.391	39	SMITH	48.691	5	39	SMITH	2:25.082	2:25.095	0.013
6	41	HARRIS	1:38.806	46	BUXTON	48.774	6	173	DRAPER	2:27.736	2:27.736	0.000
7	173	DRAPER	1:38.819	8	NEWSTEAD	48.804	7	8	NEWSTEAD	2:27.987	2:27.987	0.000
8	79	WAKE	1:38.900	173	DRAPER	48.917	8	41	HARRIS	2:28.033	2:28.033	0.000
9	8	NEWSTEAD	1:39.183	41	HARRIS	49.227	9	27	EYRE	2:28.350	2:30.443	2.093
10	5	DEAN	1:39.780	5	DEAN	49.488	10	79	WAKE	2:29.150	2:29.150	0.000
11	27	EYRE	1:39.783	63	CIPRIANO	50.067	11	5	DEAN	2:29.268	2:29.268	0.000
12	74	MORPHETT	1:40.111	61	SAVAGE	50.122	12	74	MORPHETT	2:31.282	2:31.664	0.382
13	422	DOOLAN	1:41.026	79	WAKE	50.250	13	61	SAVAGE	2:32.044	2:32.044	0.000
14	61	SAVAGE	1:41.922	76	KING	50.493	14	63	CIPRIANO	2:32.274	2:32.274	0.000
15	63	CIPRIANO	1:42.207	32	PIPER	50.665	15	422	DOOLAN	2:32.456	2:32.456	0.000
16	32	PIPER	1:42.284	38	HEWSON	50.828	16	32	PIPER	2:32.949	2:32.949	0.000
17	187	HALL	1:42.501	187	HALL	51.098	17	76	KING	2:33.145	2:33.145	0.000
18	76	KING	1:42.652	74	MORPHETT	51.171	18	187	HALL	2:33.599	2:34.774	1.175
19	38	HEWSON	1:42.808	422	DOOLAN	51.430	19	38	HEWSON	2:33.636	2:33.636	0.000
20	120	COMBRINCK	1:42.870	59	TUCKER	51.866	20	59	TUCKER	2:34.813	2:34.813	0.000
21	59	TUCKER	1:42.947	131	SELWAY	51.988	21	120	COMBRINCK	2:35.202	2:35.202	0.000
22	131	SELWAY	1:44.577	40	SHELVEY	52.162	22	131	SELWAY	2:36.565	2:36.753	0.188
23	40	SHELVEY	1:44.738	120	COMBRINCK	52.332	23	40	SHELVEY	2:36.900	2:36.957	0.057
24	73	JORDAN	1:45.879	73	JORDAN	52.570	24	73	JORDAN	2:38.449	2:38.449	0.000
25	23	SMITH	1:46.448	23	SMITH	52.669	25	23	SMITH	2:39.117	2:39.117	0.000
26	36	FITT	1:47.660	36	FITT	53.087	26	36	FITT	2:40.747	2:40.747	0.000
27	55	GARNER	1:48.172	95	TRUELOVE	53.669	27	55	GARNER	2:42.647	2:42.647	0.000
28	19	WRIGHT	1:48.617	15	LEA	53.868	28	19	WRIGHT	2:42.881	2:42.881	0.000
29	9	LAY	1:49.200	19	WRIGHT	54.264	29	9	LAY	2:43.656	2:44.947	1.291
30	33	CLARKE	1:49.531	9	LAY	54.456	30	33	CLARKE	2:45.086	2:45.086	0.000
31	50	WILSON	2:02.652	55	GARNER	54.475	31	50	WILSON	3:03.679	3:09.737	6.058
32				21	TRUELOVE	54.951	32	15	LEA			
33				33	CLARKE	55.555	33	95	TRUELOVE			
34				50	WILSON	1:01.027	34	21	TRUELOVE			
35												

Weather / Track : Rain / Wet

Results can be found at www.tsl-timing.com

Snetterton 300

Circuit Length = 2.9689 miles

Start: 08:58 Flag 09:08 End: 09:10

Printed - 09:12 Saturday, 25 April 2015

BMCRC - MRO Championships 2015 - Rnd 2 @ Snetterton 300

Team Respro MRO 600 inc Clubman 600

RACE 1 - GRID (5 Laps)

ROW 12	35	54	Christopher BECK	34	21	Harry TRUELOVE						
ROW 11	33	15	John LEA	32	95	Matt TRUELOVE	3:09.737	31	50	Paul WILSON		
ROW 10	30	33	Aaron CLARKE	29	9	Chris LAY	2:42.881	28	19	Dan WRIGHT	2:45.086	2:44.947
ROW 9	27	55	Paul GARNER	26	36	Karl FITT	2:39.117	25	23	Tom SMITH	2:42.647	2:40.747
ROW 8	24	73	Sarah JORDAN	23	40	David SHELVEY	2:36.753	22	131	Emma SELWAY	2:38.449	2:36.957
ROW 7	21	120	David COMBRINCK	20	59	Simon TUCKER	2:34.774	19	187	Michael HALL	2:35.202	2:34.813
ROW 6	18	38	David HEWSON	17	76	Charlie KING	2:32.949	16	32	Mark PIPER	2:33.636	2:33.145
ROW 5	15	422	Ben DOOLAN	14	63	Nico CIPRIANO	2:32.044	13	61	Olly SAVAGE	2:32.456	2:32.274
ROW 4	12	74	Joe MORPHETT	11	27	Rob EYRE	2:29.268	10	5	Tom DEAN	2:31.664	2:30.443
ROW 3	9	79	David WAKE	8	41	Luke HARRIS	2:27.987	7	8	Grant NEWSTEAD	2:29.150	2:28.033
ROW 2	6	173	Stephen DRAPER	5	39	Shane SMITH	2:24.492	4	46	Ashley BUXTON	2:27.736	2:25.095
ROW 1	3	66	Joe GOGGINS	2	138	Scot ADAM	2:21.578	1	52	Tommy PHILP	2:24.366	2:23.673
Pole												

Snetterton 300
Circuit Length = 2.9689 miles

These results are provisional until the conclusion of any judicial and technical matters.

Clerk Of Course :	Timekeeper :
-------------------	--------------

Results can be found at www.tsl-timing.com

Printed - 09:13 Saturday, 25 April 2015



BMCRC - MRO Championships 2015 - Rnd 2 @ Snetterton 300

Team Respro MRO 600 inc Clubman 600

RACE 1 - CLASSIFICATION

POS	NO	CL	PIC NAME	ENTRY	LAPS	TIME	GAP	DIFF	MPH	BEST	ON
1	52		Tommy PHILP	Yamaha - Berkshire Motorcycles Ltd	5	11:35.609			76.82	2:17.101	4
2	8	C	Grant NEWSTEAD	Yamaha - Tinklers Motorcycles	5	11:40.190	4.581	4.581	76.32	2:18.251	4
3	39		Shane SMITH	Triumph - Ridemoto.com	5	11:44.697	9.088	4.507	75.83	2:18.809	3
4	66		Joe GOGGINS	Yamaha - Lexicon Racing	5	11:50.248	14.639	5.551	75.24	2:18.111	5
5	27	C	Rob EYRE	Triumph -	5	12:02.415	26.806	12.167	73.97	2:20.575	4
6	74	C	Joe MORPHETT	Yamaha -	5	12:03.060	27.451	0.645	73.90	2:18.171	5
7	5		Tom DEAN	Yamaha - Performance Fitness Gym Eastbourne	5	12:03.913	28.304	0.853	73.82	2:21.934	2
8	21	C	Harry TRUELOVE	Yamaha -	5	12:04.069	28.460	0.156	73.80	2:19.545	5
9	63	C	Nico CIPRIANO	Yamaha -	5	12:18.312	42.703	14.243	72.38	2:25.348	3
10	38		David HEWSON	Yamaha - Obsession Engineering Limited	5	12:18.422	42.813	0.110	72.37	2:23.172	5
11	76		Charlie KING	Kawasaki -	5	12:19.160	43.551	0.738	72.29	2:22.268	5
12	422	C	Ben DOOLAN	Yamaha - BD Plastering	5	12:24.637	49.028	5.477	71.76	2:25.756	3
13	59	C	Simon TUCKER	Yamaha - Area51racing	5	12:25.061	49.452	0.424	71.72	2:23.852	4
14	23	C	Tom SMITH	Yamaha -	5	12:26.945	51.336	1.884	71.54	2:24.530	4
15	19		Dan WRIGHT	Suzuki -	5	12:27.190	51.581	0.245	71.52	2:25.024	4
16	187	C	Michael HALL	Kawasaki -	5	12:27.667	52.058	0.477	71.47	2:26.571	3
17	40		David SHELVEY	Suzuki -	5	12:27.732	52.123	0.065	71.46	2:24.633	4
18	120	C	David COMBRINCK	Kawasaki -	5	12:28.599	52.990	0.867	71.38	2:24.851	4
19	36	C	Karl FITT	Kawasaki -	5	12:28.776	53.167	0.177	71.37	2:23.815	5
20	73		Sarah JORDAN	Triumph - Bernard Elliott Racing	5	12:32.320	56.711	3.544	71.03	2:25.335	4
21	9	C	Chris LAY	Yamaha -	5	12:41.186	1:05.577	8.866	70.20	2:27.499	3
22	131	C	Emma SELWAY	Yamaha -	5	12:51.511	1:15.902	10.325	69.26	2:29.176	5
23	55	C	Paul GARNER	Yamaha - Area 51 Racing	5	13:01.319	1:25.710	9.808	68.39	2:31.062	4
24	50		Paul WILSON	Yamaha -	5	14:15.427	2:39.818	1:14.108	62.47	2:45.330	2

NOT CLASSIFIED

DNF	32	C	Mark PIPER	Yamaha -	4	9:57.402	1 Lap	1 Lap	71.56	2:24.461	4
DNF	33		Aaron CLARKE	Kawasaki -	4	9:58.033	1 Lap	0.631	71.48	2:23.083	4
DNF	95		Matt TRUELOVE	Yamaha -	3	7:12.432	2 Laps	1 Lap	74.14	2:18.715	3
DNF	41		Luke HARRIS	Yamaha - Go Racing/Nexx/Formal/ELP	2	4:50.337	3 Laps	1 Lap	73.62	2:20.386	2
DNF	79	C	David WAKE	Yamaha -	2	5:03.537	3 Laps	13.200	70.42	2:26.077	2
DNF	54	C	Christopher BECK	Yamaha - Area 51 Racing	2	5:06.676	3 Laps	3.139	69.70	2:26.168	2
DNF	61	C	Oilly SAVAGE	Kawasaki - Validus-IVC Ltd	1	2:31.927	4 Laps	1 Lap	70.34	2:31.927	1
DNF	46		Ashley BUXTON	Yamaha -	0						
DNF	173	C	Stephen DRAPER	Yamaha -	0						
DNF	138		Scot ADAM	Triumph - Nemesis Transport Ltd	0						

FASTEST LAP

52		Tommy PHILP	Yamaha - Berkshire Motorcycles Ltd	4	2:17.101	77.95 mph	125.46 kph
74	C	Joe MORPHETT	Yamaha -	5	2:18.171	77.35 mph	124.48 kph

Class - 90% of Race Speed = 69.13 mph
 Class C - 90% of Race Speed = 68.68 mph

Snetterton 300
 Circuit Length = 2.9689 miles
 Start: 11:24 Flag 11:35 End: 11:38

Weather / Track : Cloudy / Wet

These results are provisional until the conclusion of any judicial and technical matters.

Clerk Of Course :	Timekeeper :
-------------------	--------------

Results can be found at www.tsl-timing.com

Printed - 11:39 Saturday, 25 April 2015



BMCRC - MRO Championships 2015 - Rnd 2 @ Snetterton 300

Team Respro MRO 600 inc Clubman 600

RACE 1 - LAP CHART

LAP 1 @ 11:26:43.349			LAP 2 @ 11:29:01.074			LAP 3 @ 11:31:18.329			LAP 4 @ 11:33:35.430			LAP 5 @ 11:35:55.320		
NO	BEHIND	LAP TIME	NO	BEHIND	LAP TIME	NO	BEHIND	LAP TIME	NO	BEHIND	LAP TIME	NO	BEHIND	LAP TIME
52		2:23.638	52		2:17.725	52		2:17.255	52		2:17.101	52		2:19.890
8	2.961	2:26.599	8	3.870	2:18.634	8	4.996	2:18.381	8	6.146	2:18.251	8	4.581	2:18.325
39	3.202	2:26.840	39	4.703	2:19.226	39	6.257	2:18.809	39	8.175	2:19.019	39	9.088	2:20.803
41	6.313	2:29.951	41	8.974	2:20.386	95	13.814	2:18.715	66	16.418	2:18.800	66	14.639	2:18.111
5	7.469	2:31.107	5	11.678	2:21.934	66	14.719	2:19.468	5	25.246	2:23.229	27	26.806	2:20.843
61	8.289	2:31.927	95	12.354	2:20.733	5	19.118	2:24.695	27	25.853	2:20.575	74	27.451	2:18.171
66	8.790	2:32.428	66	12.506	2:21.441	27	22.379	2:21.133	21	28.805	2:21.191	5	28.304	2:22.948
95	9.346	2:32.984	27	18.501	2:24.747	21	24.715	2:22.251	74	29.170	2:19.066	21	28.460	2:19.545
63	11.018	2:34.656	63	19.261	2:25.968	74	27.205	2:23.709	63	36.610	2:26.357	63	42.703	2:25.983
27	11.479	2:35.117	21	19.719	2:23.821	63	27.354	2:25.348	38	39.531	2:25.777	38	42.813	2:23.172
187	12.936	2:36.574	74	20.751	2:24.861	38	30.855	2:25.380	187	41.050	2:26.715	76	43.551	2:22.268
74	13.615	2:37.253	187	22.120	2:26.909	187	31.436	2:26.571	76	41.173	2:26.303	422	49.028	2:26.685
21	13.623	2:37.261	79	22.174	2:26.077	422	31.691	2:25.756	32	41.683	2:24.461	59	49.452	2:25.902
79	13.822	2:37.460	38	22.730	2:26.523	76	31.971	2:24.897	422	42.233	2:27.643	23	51.336	2:28.036
38	13.932	2:37.570	422	23.190	2:26.406	32	34.323	2:26.962	33	42.314	2:23.083	19	51.581	2:28.715
32	13.986	2:37.624	76	24.329	2:27.241	19	34.833	2:26.129	19	42.756	2:25.024	187	52.058	2:30.898
422	14.509	2:38.147	32	24.616	2:28.355	23	35.761	2:27.119	23	43.190	2:24.530	40	52.123	2:25.133
76	14.813	2:38.451	54	25.313	2:26.168	33	36.332	2:24.702	59	43.440	2:23.852	120	52.990	2:26.402
23	15.545	2:39.183	23	25.897	2:28.077	59	36.689	2:26.264	120	46.478	2:24.851	36	53.167	2:23.815
54	16.870	2:40.508	19	25.959	2:25.360	120	38.728	2:26.872	40	46.880	2:24.633	73	56.711	2:26.008
59	17.483	2:41.121	59	27.680	2:27.922	40	39.348	2:26.981	36	49.242	2:24.957	9	1:05.577	2:29.779
19	18.324	2:41.962	33	28.885	2:27.217	36	41.386	2:26.703	73	50.593	2:25.335	131	1:15.902	2:29.176
120	18.776	2:42.414	120	29.111	2:28.060	73	42.359	2:28.237	9	55.688	2:27.561	55	1:25.710	2:32.121
33	19.393	2:43.031	40	29.622	2:27.680	9	45.228	2:27.499	131	1:06.616	2:30.109	50	2:39.818	2:56.913
40	19.667	2:43.305	73	31.377	2:29.239	131	53.608	2:33.341	55	1:13.479	2:31.062			
73	19.863	2:43.501	36	31.938	2:28.329	55	59.518	2:33.706	50	2:02.795	2:48.702			
36	21.334	2:44.972	9	34.984	2:30.547	50	1:31.194	2:48.391						
9	22.162	2:45.800	131	37.522	2:32.123									
131	23.124	2:46.762	55	43.067	2:35.668									
55	25.124	2:48.762	50	1:00.058	2:45.330									
50	32.453	2:56.091												

Weather / Track : Cloudy / Wet

Snetterton 300

Circuit Length = 2.9689 miles

Start: 11:24 Flag 11:35 End: 11:38

Results can be found at www.tsl-timing.com

Printed - 11:40 Saturday, 25 April 2015

BMCRC - MRO Championships 2015 - Rnd 2 @ Snetterton 300

Team Respro MRO 600 inc Clubman 600

RACE 1 - SECTOR ANALYSIS

SECTOR 1 = FL to I1, SECTOR 2 = I1 to I2, SECTOR 3 = I2 to FL, DIFF = Difference To Personal Best Lap

P1 52 Tommy PHILP		Yamaha - Berkshire Motorcycles Ltd				
IDEAL LAP TIME : 2:16.658		BEST LAP TIME : 2:17.101		DIFFERENCE : 0.443		
LAP	SECTOR 1	SECTOR 2	LAP TIME	MPH	DIFF	TIME OF DAY
1 -		46.249	2:23.638	74.40	6.537	11:26:43.349
2 -	1:31.242	46.483	2:17.725 (3)	77.60	0.624	11:29:01.074
3 -	1:31.287	45.968	2:17.255 (2)	77.87	0.154	11:31:18.329
4 -	1:30.690	46.411	2:17.101 (1)	77.95		11:33:35.430
5 -	1:31.051	48.839	2:19.890	76.40	2.789	11:35:55.320

P2 8 C Grant NEWSTEAD		Yamaha - Tinklers Motorcycles				
IDEAL LAP TIME : 2:17.830		BEST LAP TIME : 2:18.251		DIFFERENCE : 0.421		
LAP	SECTOR 1	SECTOR 2	LAP TIME	MPH	DIFF	TIME OF DAY
1 -		47.083	2:26.599	72.90	8.348	11:26:46.310
2 -	1:31.926	46.708	2:18.634	77.09	0.383	11:29:04.944
3 -	1:31.964	46.417	2:18.381 (3)	77.23	0.130	11:31:23.325
4 -	1:31.413	46.838	2:18.251 (1)	77.30		11:33:41.576
5 -	1:31.710	46.615	2:18.325 (2)	77.26	0.074	11:35:59.901

P3 39 Shane SMITH		Triumph - Ridemoto.com				
IDEAL LAP TIME : 2:18.145		BEST LAP TIME : 2:18.809		DIFFERENCE : 0.664		
LAP	SECTOR 1	SECTOR 2	LAP TIME	MPH	DIFF	TIME OF DAY
1 -		46.787	2:26.840	72.78	8.031	11:26:46.551
2 -	1:31.944	47.282	2:19.226 (3)	76.76	0.417	11:29:05.777
3 -	1:31.552	47.257	2:18.809 (1)	76.99		11:31:24.586
4 -	1:31.358	47.661	2:19.019 (2)	76.88	0.210	11:33:43.605
5 -	1:32.906	47.897	2:20.803	75.90	1.994	11:36:04.408

P4 66 Joe GOGGINS		Yamaha - Lexicon Racing				
IDEAL LAP TIME : 2:18.111		BEST LAP TIME : 2:18.111		DIFFERENCE : 0.000		
LAP	SECTOR 1	SECTOR 2	LAP TIME	MPH	DIFF	TIME OF DAY
1 -		48.480	2:32.428	70.11	14.317	11:26:52.139
2 -	1:33.148	48.293	2:21.441	75.56	3.330	11:29:13.580
3 -	1:32.436	47.032	2:19.468 (3)	76.63	1.357	11:31:33.048
4 -	1:31.718	47.082	2:18.800 (2)	77.00	0.689	11:33:51.848
5 -	1:31.468	46.643	2:18.111 (1)	77.38		11:36:09.959

P5 27 C Rob EYRE		Triumph -				
IDEAL LAP TIME : 2:20.107		BEST LAP TIME : 2:20.575		DIFFERENCE : 0.468		
LAP	SECTOR 1	SECTOR 2	LAP TIME	MPH	DIFF	TIME OF DAY
1 -		49.096	2:35.117	68.90	14.542	11:26:54.828
2 -	1:36.825	47.922	2:24.747	73.83	4.172	11:29:19.575
3 -	1:34.107	47.026	2:21.133 (3)	75.73	0.558	11:31:40.708
4 -	1:33.197	47.378	2:20.575 (1)	76.03		11:34:01.283
5 -	1:33.933	46.910	2:20.843 (2)	75.88	0.268	11:36:22.126

P6 74 C Joe MORPHETT		Yamaha -				
IDEAL LAP TIME : 2:17.575		BEST LAP TIME : 2:18.171		DIFFERENCE : 0.596		
LAP	SECTOR 1	SECTOR 2	LAP TIME	MPH	DIFF	TIME OF DAY
1 -		50.859	2:37.253	67.96	19.082	11:26:56.964
2 -	1:36.693	48.168	2:24.861	73.78	6.690	11:29:21.825
3 -	1:34.990	48.719	2:23.709 (3)	74.37	5.538	11:31:45.534
4 -	1:31.817	47.249	2:19.066 (2)	76.85	0.895	11:34:04.600
5 -	1:32.413	45.758	2:18.171 (1)	77.35		11:36:22.771

P7 5 Tom DEAN		Yamaha - Performance Fitness Gym Eastbourne				
IDEAL LAP TIME : 2:21.934		BEST LAP TIME : 2:21.934		DIFFERENCE : 0.000		
LAP	SECTOR 1	SECTOR 2	LAP TIME	MPH	DIFF	TIME OF DAY

Weather / Track : Cloudy / Wet

Snetterton 300
Circuit Length = 2.9689 miles
Start: 11:24 Flag 11:35 End: 11:38

BMCRC - MRO Championships 2015 - Rnd 2 @ Snetterton 300

Team Respro MRO 600 inc Clubman 600

RACE 1 - SECTOR ANALYSIS

SECTOR 1 = FL to I1, SECTOR 2 = I1 to I2, SECTOR 3 = I2 to FL, DIFF = Difference To Personal Best Lap

1 -		48.114		2:31.107	70.73	9.173	11:26:50.818
2 -	1:33.837	48.097		2:21.934 (1)	75.30		11:29:12.752
3 -	1:35.197	49.498		2:24.695	73.86	2.761	11:31:37.447
4 -	1:34.617	48.612		2:23.229 (3)	74.62	1.295	11:34:00.676
5 -	1:34.369	48.579		2:22.948 (2)	74.76	1.014	11:36:23.624

P8	21 C	Harry TRUELOVE	Yamaha -				
IDEAL LAP TIME : 2:19.545		BEST LAP TIME : 2:19.545		DIFFERENCE : 0.000			
LAP	SECTOR 1	SECTOR 2	LAP TIME	MPH	DIFF	TIME OF DAY	
1 -		49.816	2:37.261	67.96	17.716	11:26:56.972	
2 -	1:35.778	48.043	2:23.821	74.31	4.276	11:29:20.793	
3 -	1:34.509	47.742	2:22.251 (3)	75.13	2.706	11:31:43.044	
4 -	1:33.711	47.480	2:21.191 (2)	75.69	1.646	11:34:04.235	
5 -	1:32.874	46.671	2:19.545 (1)	76.59		11:36:23.780	

P9	63 C	Nico CIPRIANO	Yamaha -				
IDEAL LAP TIME : 2:24.211		BEST LAP TIME : 2:25.348		DIFFERENCE : 1.137			
LAP	SECTOR 1	SECTOR 2	LAP TIME	MPH	DIFF	TIME OF DAY	
1 -		49.416	2:34.656	69.10	9.308	11:26:54.367	
2 -	1:38.015	47.953	2:25.968 (2)	73.22	0.620	11:29:20.335	
3 -	1:36.258	49.090	2:25.348 (1)	73.53		11:31:45.683	
4 -	1:36.751	49.606	2:26.357	73.02	1.009	11:34:12.040	
5 -	1:36.620	49.363	2:25.983 (3)	73.21	0.635	11:36:38.023	

P10	38	David HEWSON	Yamaha - Obsession Engineering Limited				
IDEAL LAP TIME : 2:23.172		BEST LAP TIME : 2:23.172		DIFFERENCE : 0.000			
LAP	SECTOR 1	SECTOR 2	LAP TIME	MPH	DIFF	TIME OF DAY	
1 -		50.172	2:37.570	67.83	14.398	11:26:57.281	
2 -	1:37.541	48.982	2:26.523	72.94	3.351	11:29:23.804	
3 -	1:35.498	49.882	2:25.380 (2)	73.51	2.208	11:31:49.184	
4 -	1:36.882	48.895	2:25.777 (3)	73.31	2.605	11:34:14.961	
5 -	1:35.163	48.009	2:23.172 (1)	74.65		11:36:38.133	

P11	76	Charlie KING	Kawasaki -				
IDEAL LAP TIME : 2:22.268		BEST LAP TIME : 2:22.268		DIFFERENCE : 0.000			
LAP	SECTOR 1	SECTOR 2	LAP TIME	MPH	DIFF	TIME OF DAY	
1 -		50.170	2:38.451	67.45	16.183	11:26:58.162	
2 -	1:38.599	48.642	2:27.241	72.58	4.973	11:29:25.403	
3 -	1:36.041	48.856	2:24.897 (2)	73.76	2.629	11:31:50.300	
4 -	1:36.737	49.566	2:26.303 (3)	73.05	4.035	11:34:16.603	
5 -	1:34.513	47.755	2:22.268 (1)	75.12		11:36:38.871	

P12	422 C	Ben DOOLAN	Yamaha - BD Plastering				
IDEAL LAP TIME : 2:24.390		BEST LAP TIME : 2:25.756		DIFFERENCE : 1.366			
LAP	SECTOR 1	SECTOR 2	LAP TIME	MPH	DIFF	TIME OF DAY	
1 -		50.247	2:38.147	67.58	12.391	11:26:57.858	
2 -	1:37.661	48.745	2:26.406 (2)	73.00	0.650	11:29:24.264	
3 -	1:35.778	49.978	2:25.756 (1)	73.32		11:31:50.020	
4 -	1:37.216	50.427	2:27.643	72.39	1.887	11:34:17.663	
5 -	1:38.073	48.612	2:26.685 (3)	72.86	0.929	11:36:44.348	

P13	59 C	Simon TUCKER	Yamaha - Area51tracing				
IDEAL LAP TIME : 2:23.571		BEST LAP TIME : 2:23.852		DIFFERENCE : 0.281			
LAP	SECTOR 1	SECTOR 2	LAP TIME	MPH	DIFF	TIME OF DAY	
1 -		50.529	2:41.121	66.33	17.269	11:27:00.832	
2 -	1:37.979	49.943	2:27.922	72.25	4.070	11:29:28.754	
3 -	1:35.870	50.394	2:26.264 (3)	73.07	2.412	11:31:55.018	
4 -	1:35.120	48.732	2:23.852 (1)	74.29		11:34:18.870	

Weather / Track : Cloudy / Wet

Snetterton 300
Circuit Length = 2.9689 miles
Start: 11:24 Flag 11:35 End: 11:38

BMCRC - MRO Championships 2015 - Rnd 2 @ Snetterton 300

Team Respro MRO 600 inc Clubman 600

RACE 1 - SECTOR ANALYSIS

SECTOR 1 = FL to I1, SECTOR 2 = I1 to I2, SECTOR 3 = I2 to FL, DIFF = Difference To Personal Best Lap

5 - 1:37.451 **48.451** 2:25.902 (2) 73.25 2.050 11:36:44.772

P14 23 C Tom SMITH		Yamaha -				
IDEAL LAP TIME : 2:24.114		BEST LAP TIME : 2:24.530		DIFFERENCE : 0.416		
LAP	SECTOR 1	SECTOR 2	LAP TIME	MPH	DIFF	TIME OF DAY
1 -		50.074	2:39.183	67.14	14.653	11:26:58.894
2 -	1:37.786	50.291	2:28.077	72.17	3.547	11:29:26.971
3 -	1:36.776	50.343	2:27.119 (2)	72.64	2.589	11:31:54.090
4 -	1:35.339	49.191	2:24.530 (1)	73.95		11:34:18.620
5 -	1:39.261	48.775	2:28.036 (3)	72.19	3.506	11:36:46.656

P15 19 Dan WRIGHT		Suzuki -				
IDEAL LAP TIME : 2:24.907		BEST LAP TIME : 2:25.024		DIFFERENCE : 0.117		
LAP	SECTOR 1	SECTOR 2	LAP TIME	MPH	DIFF	TIME OF DAY
1 -		50.485	2:41.962	65.99	16.938	11:27:01.673
2 -	1:35.877	49.483	2:25.360 (2)	73.52	0.336	11:29:27.033
3 -	1:36.254	49.875	2:26.129 (3)	73.14	1.105	11:31:53.162
4 -	1:35.424	49.600	2:25.024 (1)	73.69		11:34:18.186
5 -	1:38.771	49.944	2:28.715	71.86	3.691	11:36:46.901

P16 187 C Michael HALL		Kawasaki -				
IDEAL LAP TIME : 2:25.009		BEST LAP TIME : 2:26.571		DIFFERENCE : 1.562		
LAP	SECTOR 1	SECTOR 2	LAP TIME	MPH	DIFF	TIME OF DAY
1 -		50.549	2:36.574	68.26	10.003	11:26:56.285
2 -	1:37.524	49.385	2:26.909 (3)	72.75	0.338	11:29:23.194
3 -	1:35.624	50.947	2:26.571 (1)	72.92		11:31:49.765
4 -	1:36.590	50.125	2:26.715 (2)	72.84	0.144	11:34:16.480
5 -	1:35.878	55.020	2:30.898	70.82	4.327	11:36:47.378

P17 40 David SHELVEY		Suzuki -				
IDEAL LAP TIME : 2:24.523		BEST LAP TIME : 2:24.633		DIFFERENCE : 0.110		
LAP	SECTOR 1	SECTOR 2	LAP TIME	MPH	DIFF	TIME OF DAY
1 -		51.104	2:43.305	65.44	18.672	11:27:03.016
2 -	1:38.123	49.557	2:27.680	72.37	3.047	11:29:30.696
3 -	1:37.483	49.498	2:26.981 (3)	72.71	2.348	11:31:57.677
4 -	1:36.135	48.498	2:24.633 (1)	73.89		11:34:22.310
5 -	1:36.025	49.108	2:25.133 (2)	73.64	0.500	11:36:47.443

P18 120 C David COMBRINCK		Kawasaki -				
IDEAL LAP TIME : 2:24.851		BEST LAP TIME : 2:24.851		DIFFERENCE : 0.000		
LAP	SECTOR 1	SECTOR 2	LAP TIME	MPH	DIFF	TIME OF DAY
1 -		51.900	2:42.414	65.80	17.563	11:27:02.125
2 -	1:37.899	50.161	2:28.060	72.18	3.209	11:29:30.185
3 -	1:37.087	49.785	2:26.872 (3)	72.77	2.021	11:31:57.057
4 -	1:35.925	48.926	2:24.851 (1)	73.78		11:34:21.908
5 -	1:36.334	50.068	2:26.402 (2)	73.00	1.551	11:36:48.310

P19 36 C Karl FITT		Kawasaki -				
IDEAL LAP TIME : 2:23.815		BEST LAP TIME : 2:23.815		DIFFERENCE : 0.000		
LAP	SECTOR 1	SECTOR 2	LAP TIME	MPH	DIFF	TIME OF DAY
1 -		50.963	2:44.972	64.78	21.157	11:27:04.683
2 -	1:39.119	49.210	2:28.329	72.05	4.514	11:29:33.012
3 -	1:37.159	49.544	2:26.703 (3)	72.85	2.888	11:31:59.715
4 -	1:36.404	48.553	2:24.957 (2)	73.73	1.142	11:34:24.672
5 -	1:35.361	48.454	2:23.815 (1)	74.31		11:36:48.487

Weather / Track : Cloudy / Wet

Snetterton 300

Circuit Length = 2.9689 miles

Start: 11:24 Flag 11:35 End: 11:38

BMCRC - MRO Championships 2015 - Rnd 2 @ Snetterton 300

Team Respro MRO 600 inc Clubman 600

RACE 1 - SECTOR ANALYSIS

SECTOR 1 = FL to I1, SECTOR 2 = I1 to I2, SECTOR 3 = I2 to FL, DIFF = Difference To Personal Best Lap

P20 73 Sarah JORDAN		Triumph - Bernard Elliott Racing				
IDEAL LAP TIME : 2:24.633		BEST LAP TIME : 2:25.335		DIFFERENCE : 0.702		
LAP	SECTOR 1	SECTOR 2	LAP TIME	MPH	DIFF	TIME OF DAY
1 -		51.508	2:43.501	65.36	18.166	11:27:03.212
2 -	1:39.815	49.424	2:29.239	71.61	3.904	11:29:32.451
3 -	1:38.009	50.228	2:28.237 (3)	72.10	2.902	11:32:00.688
4 -	1:36.957	48.378	2:25.335 (1)	73.54		11:34:26.023
5 -	1:36.255	49.753	2:26.008 (2)	73.20	0.673	11:36:52.031

P21 9 C Chris LAY		Yamaha -				
IDEAL LAP TIME : 2:27.480		BEST LAP TIME : 2:27.499		DIFFERENCE : 0.019		
LAP	SECTOR 1	SECTOR 2	LAP TIME	MPH	DIFF	TIME OF DAY
1 -		52.222	2:45.800	64.46	18.301	11:27:05.511
2 -	1:40.441	50.106	2:30.547	70.99	3.048	11:29:36.058
3 -	1:37.659	49.840	2:27.499 (1)	72.46		11:32:03.557
4 -	1:37.740	49.821	2:27.561 (2)	72.43	0.062	11:34:31.118
5 -	1:38.938	50.841	2:29.779 (3)	71.35	2.280	11:37:00.897

P22 131 C Emma SELWAY		Yamaha -				
IDEAL LAP TIME : 2:28.918		BEST LAP TIME : 2:29.176		DIFFERENCE : 0.258		
LAP	SECTOR 1	SECTOR 2	LAP TIME	MPH	DIFF	TIME OF DAY
1 -		51.186	2:46.762	64.09	17.586	11:27:06.473
2 -	1:42.027	50.096	2:32.123 (3)	70.25	2.947	11:29:38.596
3 -	1:41.531	51.810	2:33.341	69.70	4.165	11:32:11.937
4 -	1:40.405	49.704	2:30.109 (2)	71.20	0.933	11:34:42.046
5 -	1:39.214	49.962	2:29.176 (1)	71.64		11:37:11.222

P23 55 C Paul GARNER		Yamaha - Area 51 Racing				
IDEAL LAP TIME : 2:31.055		BEST LAP TIME : 2:31.062		DIFFERENCE : 0.007		
LAP	SECTOR 1	SECTOR 2	LAP TIME	MPH	DIFF	TIME OF DAY
1 -		52.526	2:48.762	63.33	17.700	11:27:08.473
2 -	1:44.101	51.567	2:35.668	68.65	4.606	11:29:44.141
3 -	1:41.861	51.845	2:33.706 (3)	69.53	2.644	11:32:17.847
4 -	1:40.209	50.853	2:31.062 (1)	70.75		11:34:48.909
5 -	1:41.275	50.846	2:32.121 (2)	70.26	1.059	11:37:21.030

P24 50 Paul WILSON		Yamaha -				
IDEAL LAP TIME : 2:44.146		BEST LAP TIME : 2:45.330		DIFFERENCE : 1.184		
LAP	SECTOR 1	SECTOR 2	LAP TIME	MPH	DIFF	TIME OF DAY
1 -		54.867	2:56.091	60.69	10.761	11:27:15.802
2 -	1:49.279	56.051	2:45.330 (1)	64.64		11:30:01.132
3 -	1:51.357	57.034	2:48.391 (2)	63.47	3.061	11:32:49.523
4 -	1:51.802	56.900	2:48.702 (3)	63.35	3.372	11:35:38.225
5 -	1:56.772	1:00.141	2:56.913	60.41	11.583	11:38:35.138

P25 32 C Mark PIPER		Yamaha -				
IDEAL LAP TIME : 2:23.800		BEST LAP TIME : 2:24.461		DIFFERENCE : 0.661		
LAP	SECTOR 1	SECTOR 2	LAP TIME	MPH	DIFF	TIME OF DAY
1 -		50.720	2:37.624	67.80	13.163	11:26:57.335
2 -	1:39.513	48.842	2:28.355 (3)	72.04	3.894	11:29:25.690
3 -	1:36.750	50.212	2:26.962 (2)	72.72	2.501	11:31:52.652
4 -	1:34.958	49.503	2:24.461 (1)	73.98		11:34:17.113

P26 33 Aaron CLARKE		Kawasaki -				
IDEAL LAP TIME : 2:23.083		BEST LAP TIME : 2:23.083		DIFFERENCE : 0.000		
LAP	SECTOR 1	SECTOR 2	LAP TIME	MPH	DIFF	TIME OF DAY
1 -		51.632	2:43.031	65.55	19.948	11:27:02.742

Weather / Track : Cloudy / Wet

Snetterton 300
Circuit Length = 2.9689 miles
Start: 11:24 Flag 11:35 End: 11:38

BMCRC - MRO Championships 2015 - Rnd 2 @ Snetterton 300

Team Respro MRO 600 inc Clubman 600

RACE 1 - SECTOR ANALYSIS

SECTOR 1 = FL to I1, SECTOR 2 = I1 to I2, SECTOR 3 = I2 to FL, DIFF = Difference To Personal Best Lap

2 -	1:37.939	49.278	2:27.217 (3)	72.60	4.134	11:29:29.959
3 -	1:35.775	48.927	2:24.702 (2)	73.86	1.619	11:31:54.661
4 -	1:34.263	48.820	2:23.083 (1)	74.69		11:34:17.744

P27 95	Matt TRUELOVE		Yamaha -			
IDEAL LAP TIME : 2:18.715		BEST LAP TIME : 2:18.715		DIFFERENCE : 0.000		
LAP	SECTOR 1	SECTOR 2	LAP TIME	MPH	DIFF	TIME OF DAY
1 -		48.277	2:32.984 (3)	69.86	14.269	11:26:52.695
2 -	1:32.870	47.863	2:20.733 (2)	75.94	2.018	11:29:13.428
3 -	1:30.950	47.765	2:18.715 (1)	77.05		11:31:32.143

P28 41	Luke HARRIS		Yamaha - Go Racing/Nexx/Forma/ELP			
IDEAL LAP TIME : 2:19.488		BEST LAP TIME : 2:20.386		DIFFERENCE : 0.898		
LAP	SECTOR 1	SECTOR 2	LAP TIME	MPH	DIFF	TIME OF DAY
1 -		48.113	2:29.951 (2)	71.27	9.565	11:26:49.662
2 -	1:33.061	47.325	2:20.386 (1)	76.13		11:29:10.048

P29 79 C	David WAKE		Yamaha -			
IDEAL LAP TIME : 2:24.602		BEST LAP TIME : 2:26.077		DIFFERENCE : 1.475		
LAP	SECTOR 1	SECTOR 2	LAP TIME	MPH	DIFF	TIME OF DAY
1 -		50.602	2:37.460 (2)	67.87	11.383	11:26:57.171
2 -	1:37.150	48.927	2:26.077 (1)	73.16		11:29:23.248

P30 54 C	Christopher BECK		Yamaha - Area 51 Racing			
IDEAL LAP TIME : 2:26.168		BEST LAP TIME : 2:26.168		DIFFERENCE : 0.000		
LAP	SECTOR 1	SECTOR 2	LAP TIME	MPH	DIFF	TIME OF DAY
1 -		50.445	2:40.508 (2)	66.58	14.340	11:27:00.219
2 -	1:36.795	49.373	2:26.168 (1)	73.12		11:29:26.387

P31 61 C	Oilly SAVAGE		Kawasaki - Validus-IVC Ltd			
IDEAL LAP TIME :		BEST LAP TIME : 2:31.927		DIFFERENCE :		
LAP	SECTOR 1	SECTOR 2	LAP TIME	MPH	DIFF	TIME OF DAY
1 -		48.313	2:31.927 (1)	70.34		11:26:51.638

BMCRC - MRO Championships 2015 - Rnd 2 @ Snetterton 300

Team Respro MRO 600 inc Clubman 600

RACE 1 - BEST SECTORS

SECTOR 1			SECTOR 2			IDEAL / BEST COMPARISON						
POS	NO	NAME	TIME	NO	NAME	TIME	POS	NO	NAME	IDEAL	BEST	DIFF
									PERFECT LAP	2:16.448		
1	52	PHILP	1:30.690	74	MORPHETT	45.758	1	52	PHILP	2:16.658	2:17.101	0.443
2	95	TRUELOVE	1:30.950	52	PHILP	45.968	2	74	MORPHETT	2:17.575	2:18.171	0.596
3	39	SMITH	1:31.358	8	NEWSTEAD	46.417	3	8	NEWSTEAD	2:17.830	2:18.251	0.421
4	8	NEWSTEAD	1:31.413	66	GOGGINS	46.643	4	66	GOGGINS	2:18.111	2:18.111	0.000
5	66	GOGGINS	1:31.468	21	TRUELOVE	46.671	5	39	SMITH	2:18.145	2:18.809	0.664
6	74	MORPHETT	1:31.817	39	SMITH	46.787	6	95	TRUELOVE	2:18.715	2:18.715	0.000
7	41	HARRIS	1:32.163	27	EYRE	46.910	7	41	HARRIS	2:19.488	2:20.386	0.898
8	21	TRUELOVE	1:32.874	41	HARRIS	47.325	8	21	TRUELOVE	2:19.545	2:19.545	0.000
9	27	EYRE	1:33.197	76	KING	47.755	9	27	EYRE	2:20.107	2:20.575	0.468
10	5	DEAN	1:33.837	95	TRUELOVE	47.765	10	5	DEAN	2:21.934	2:21.934	0.000
11	33	CLARKE	1:34.263	63	CIPRIANO	47.953	11	76	KING	2:22.268	2:22.268	0.000
12	76	KING	1:34.513	38	HEWSON	48.009	12	33	CLARKE	2:23.083	2:23.083	0.000
13	32	PIPER	1:34.958	5	DEAN	48.097	13	38	HEWSON	2:23.172	2:23.172	0.000
14	59	TUCKER	1:35.120	61	SAVAGE	48.313	14	59	TUCKER	2:23.571	2:23.852	0.281
15	38	HEWSON	1:35.163	73	JORDAN	48.378	15	32	PIPER	2:23.800	2:24.461	0.661
16	23	SMITH	1:35.339	59	TUCKER	48.451	16	36	FITT	2:23.815	2:23.815	0.000
17	36	FITT	1:35.361	36	FITT	48.454	17	23	SMITH	2:24.114	2:24.530	0.416
18	19	WRIGHT	1:35.424	40	SHELVEY	48.498	18	63	CIPRIANO	2:24.211	2:25.348	1.137
19	187	HALL	1:35.624	422	DOOLAN	48.612	19	422	DOOLAN	2:24.390	2:25.756	1.366
20	79	WAKE	1:35.675	23	SMITH	48.775	20	40	SHELVEY	2:24.523	2:24.633	0.110
21	422	DOOLAN	1:35.778	33	CLARKE	48.820	21	79	WAKE	2:24.602	2:26.077	1.475
22	120	COMBRINCK	1:35.925	32	PIPER	48.842	22	73	JORDAN	2:24.633	2:25.335	0.702
23	40	SHELVEY	1:36.025	120	COMBRINCK	48.926	23	120	COMBRINCK	2:24.851	2:24.851	0.000
24	73	JORDAN	1:36.255	79	WAKE	48.927	24	19	WRIGHT	2:24.907	2:25.024	0.117
25	63	CIPRIANO	1:36.258	54	BECK	49.373	25	187	HALL	2:25.009	2:26.571	1.562
26	54	BECK	1:36.795	187	HALL	49.385	26	54	BECK	2:26.168	2:26.168	0.000
27	9	LAY	1:37.659	19	WRIGHT	49.483	27	9	LAY	2:27.480	2:27.499	0.019
28	131	SELWAY	1:39.214	131	SELWAY	49.704	28	131	SELWAY	2:28.918	2:29.176	0.258
29	55	GARNER	1:40.209	9	LAY	49.821	29	55	GARNER	2:31.055	2:31.062	0.007
30	50	WILSON	1:49.279	55	GARNER	50.846	30	50	WILSON	2:44.146	2:45.330	1.184
31				50	WILSON	54.867	31	61	SAVAGE		2:31.927	
32												
33												
34												

Weather / Track : Cloudy / Wet

Results can be found at www.tsl-timing.com

Snetterton 300

Circuit Length = 2.9689 miles

Start: 11:24 Flag 11:35 End: 11:38

Printed - 11:40 Saturday, 25 April 2015

BMCRC - MRO Championships 2015 - Rnd 2 @ Snetterton 300

Team Respro MRO 600 inc Clubman 600

RACE 12 - GRID (5 Laps)

ROW 12	35	15 John LEA	34	138 Scot ADAM		
ROW 11	33	173 Stephen DRAPER	32	46 Ashley BUXTON	31	61 Olly SAVAGE
ROW 10	30	54 Christopher BECK	29	79 David WAKE	28	41 Luke HARRIS
ROW 9	27	95 Matt TRUELOVE	26	33 Aaron CLARKE	25	32 Mark PIPER
ROW 8	24	50 Paul WILSON	23	55 Paul GARNER	22	131 Emma SELWAY
ROW 7	21	9 Chris LAY	20	73 Sarah JORDAN	19	36 Karl FITT
ROW 6	18	120 David COMBRINCK	17	40 David SHELVEY	16	187 Michael HALL
ROW 5	15	19 Dan WRIGHT	14	23 Tom SMITH	13	59 Simon TUCKER
ROW 4	12	422 Ben DOOLAN	11	76 Charlie KING	10	38 David HEWSON
ROW 3	9	63 Nico CIPRIANO	8	21 Harry TRUELOVE	7	5 Tom DEAN
ROW 2	6	74 Joe MORPHETT	5	27 Rob EYRE	4	66 Joe GOGGINS
ROW 1	3	39 Shane SMITH	2	8 Grant NEWSTEAD	1	52 Tommy PHILP

Pole

Snetterton 300
Circuit Length = 2.9689 miles

These results are provisional until the conclusion of any judicial and technical matters.

Clerk Of Course :	Timekeeper :
-------------------	--------------

Results can be found at www.tsl-timing.com

Printed - 11:42 Saturday, 25 April 2015



BMCRC - MRO Championships 2015 - Rnd 2 @ Snetterton 300

Team Respro MRO 600 inc Clubman 600

RACE 12 - CLASSIFICATION

POS	NO	CL	PIC NAME	ENTRY	LAPS	TIME	GAP	DIFF	MPH	BEST	ON
1	52		Tommy PHILP	Yamaha - Berkshire Motorcycles Ltd	5	10:00.753			88.95	1:57.898	2
2	15		John LEA	Triumph -	5	10:08.297	7.544	7.544	87.85	1:58.851	5
3	21	C	Harry TRUELOVE	Yamaha -	5	10:11.929	11.176	3.632	87.33	2:00.348	5
4	95		Matt TRUELOVE	Yamaha -	5	10:12.031	11.278	0.102	87.31	1:59.275	5
5	66		Joe GOGGINS	Yamaha - Lexicon Racing	5	10:12.212	11.459	0.181	87.29	2:00.452	5
6	74	C	Joe MORPHETT	Yamaha -	5	10:12.576	11.823	0.364	87.23	1:59.357	5
7	46		Ashley BUXTON	Yamaha -	5	10:17.730	16.977	5.154	86.51	1:59.632	3
8	76		Charlie KING	Kawasaki -	5	10:22.210	21.457	4.480	85.88	2:01.084	4
9	5		Tom DEAN	Yamaha - Performance Fitness Gym Eastbourne	5	10:22.696	21.943	0.486	85.82	2:02.596	4
10	173	C	Stephen DRAPER	Yamaha -	5	10:23.385	22.632	0.689	85.72	2:00.725	3
11	8	C	Grant NEWSTEAD	Yamaha - Tinklers Motorcycles	5	10:23.662	22.909	0.277	85.68	2:02.588	4
12	27	C	Rob EYRE	Triumph -	5	10:29.803	29.050	6.141	84.85	2:03.751	4
13	39		Shane SMITH	Triumph - Ridemoto.com	5	10:30.176	29.423	0.373	84.80	2:03.866	3
14	23	C	Tom SMITH	Yamaha -	5	10:34.576	33.823	4.400	84.21	2:03.340	5
15	33		Aaron CLARKE	Kawasaki -	5	10:37.987	37.234	3.411	83.76	2:04.005	2
16	138		Scot ADAM	Triumph - Nemesis Transport Ltd	5	10:39.993	39.240	2.006	83.50	2:04.983	5
17	63	C	Nico CIPRIANO	Yamaha -	5	10:40.702	39.949	0.709	83.40	2:06.095	3
18	187	C	Michael HALL	Kawasaki -	5	10:40.812	40.059	0.110	83.39	2:05.675	4
19	38		David HEWSON	Yamaha - Obsession Engineering Limited	5	10:40.860	40.107	0.048	83.38	2:05.660	5
20	41		Luke HARRIS	Yamaha - Go Racing/Nexx/Forma/ELP	5	10:41.225	40.472	0.365	83.34	2:05.023	4
21	79	C	David WAKE	Yamaha -	5	10:41.807	41.054	0.582	83.26	2:05.149	5
22	87	C	Simon SCHUG	Yamaha - More Moto/ MAK Fencing	5	10:43.647	42.894	1.840	83.02	2:05.780	3
23	40		David SHELVEY	Suzuki -	5	10:46.751	45.998	3.104	82.62	2:05.623	4
24	19		Dan WRIGHT	Suzuki -	5	10:51.058	50.305	4.307	82.08	2:07.980	4
25	32	C	Mark PIPER	Yamaha -	5	10:55.315	54.562	4.257	81.54	2:07.293	5
26	36	C	Karl FITT	Kawasaki -	5	10:55.444	54.691	0.129	81.53	2:06.937	4
27	73		Sarah JORDAN	Triumph - Bernard Elliott Racing	5	10:56.278	55.525	0.834	81.42	2:08.197	4
28	55	C	Paul GARNER	Yamaha - Area 51 Racing	5	11:00.205	59.452	3.927	80.94	2:08.050	4
29	131	C	Emma SELWAY	Yamaha -	5	11:08.098	1:07.345	7.893	79.98	2:10.714	4
30	9	C	Chris LAY	Yamaha -	5	11:08.382	1:07.629	0.284	79.95	2:08.519	4
31	120	C	David COMBRINCK	Kawasaki -	5	11:09.465	1:08.712	1.083	79.82	2:11.125	5

NOT CLASSIFIED

DNF	59	C	Simon TUCKER	Yamaha - Area51racing	4	8:34.506	1 Lap	1 Lap	83.09	2:06.117	3
DNF	422	C	Ben DOOLAN	Yamaha - BD Plastering	0						

FASTEST LAP

	52		Tommy PHILP	Yamaha - Berkshire Motorcycles Ltd	2	1:57.898		90.65 mph		145.89 kph	
	74	C	Joe MORPHETT	Yamaha -	5	1:59.357		89.54 mph		144.11 kph	

Class - 90% of Race Speed = 80.05 mph
 Class C - 90% of Race Speed = 78.59 mph

Snetterton 300
 Circuit Length = 2.9689 miles
 Start: 15:42 Flag 15:52 End: 15:54

Weather / Track : Cloudy / Dry

These results are provisional until the conclusion of any judicial and technical matters.

Clerk Of Course :	Timekeeper :
-------------------	--------------

Results can be found at www.tsl-timing.com

Printed - 15:54 Saturday, 25 April 2015



BMCRC - MRO Championships 2015 - Rnd 2 @ Snetterton 300

Team Respro MRO 600 inc Clubman 600

RACE 12 - LAP CHART

LAP 1 @ 15:44:50.635			LAP 2 @ 15:46:48.533			LAP 3 @ 15:48:46.652			LAP 4 @ 15:50:44.819			LAP 5 @ 15:52:47.395		
NO	BEHIND	LAP TIME	NO	BEHIND	LAP TIME	NO	BEHIND	LAP TIME	NO	BEHIND	LAP TIME	NO	BEHIND	LAP TIME
52		2:03.993	52		1:57.898	52		1:58.119	52		1:58.167	52		2:02.576
66	3.070	2:07.063	66	6.817	2:01.645	15	10.059	1:59.724	15	11.269	1:59.377	15	7.544	1:58.851
21	3.848	2:07.841	15	8.454	1:59.848	66	10.475	2:01.777	21	13.404	2:00.488	21	11.176	2:00.348
5	5.681	2:09.674	21	8.500	2:02.550	21	11.083	2:00.702	66	13.583	2:01.275	95	11.278	1:59.275
8	6.480	2:10.473	95	10.999	2:01.067	95	12.990	2:00.110	95	14.579	1:59.756	66	11.459	2:00.452
15	6.504	2:10.497	74	11.211	2:02.557	74	13.145	2:00.053	74	15.042	2:00.064	74	11.823	1:59.357
74	6.552	2:10.545	5	12.582	2:04.799	46	16.112	1:59.632	46	18.693	2:00.748	46	16.977	2:00.860
39	7.302	2:11.295	8	13.695	2:05.113	5	17.447	2:02.984	5	21.876	2:02.596	76	21.457	2:01.419
27	7.774	2:11.767	39	14.416	2:05.012	8	18.302	2:02.726	76	22.614	2:01.084	5	21.943	2:02.643
95	7.830	2:11.823	46	14.599	2:01.663	76	19.697	2:01.382	8	22.723	2:02.588	173	22.632	2:00.806
33	10.289	2:14.282	27	15.022	2:05.146	39	20.163	2:03.866	173	24.402	2:00.846	8	22.909	2:02.762
63	10.390	2:14.383	33	16.396	2:04.005	27	21.271	2:04.368	39	25.977	2:03.981	27	29.050	2:04.771
46	10.834	2:14.827	76	16.434	2:02.457	173	21.723	2:00.725	27	26.855	2:03.751	39	29.423	2:06.022
59	10.980	2:14.973	173	19.117	2:04.628	33	25.358	2:07.081	23	33.059	2:03.878	23	33.823	2:03.340
187	11.561	2:15.554	63	19.143	2:06.651	63	27.119	2:06.095	33	33.143	2:05.952	33	37.234	2:06.667
76	11.875	2:15.868	59	19.609	2:06.527	23	27.348	2:04.890	63	35.871	2:06.919	138	39.240	2:04.983
38	12.086	2:16.079	23	20.577	2:05.484	59	27.607	2:06.117	59	36.329	2:06.889	63	39.949	2:06.654
173	12.387	2:16.380	187	20.621	2:06.958	138	29.115	2:05.232	187	36.700	2:05.675	187	40.059	2:05.935
79	12.405	2:16.398	38	21.155	2:06.967	187	29.192	2:06.690	138	36.833	2:05.885	38	40.107	2:05.660
23	12.991	2:16.984	138	22.002	2:05.736	38	29.457	2:06.421	38	37.023	2:05.733	41	40.472	2:05.750
40	13.535	2:17.528	79	22.122	2:07.615	79	30.376	2:06.373	41	37.298	2:05.023	79	41.054	2:05.149
138	14.164	2:18.157	41	22.877	2:06.269	41	30.442	2:05.684	79	38.481	2:06.272	87	42.894	2:06.322
19	14.189	2:18.182	87	23.322	2:06.501	87	30.983	2:05.780	87	39.148	2:06.332	40	45.998	2:06.322
41	14.506	2:18.499	19	24.816	2:08.525	19	34.730	2:08.033	40	42.252	2:05.623	19	50.305	2:08.338
87	14.719	2:18.712	40	26.884	2:11.247	40	34.796	2:06.031	19	44.543	2:07.980	32	54.562	2:07.293
32	16.368	2:20.361	73	28.128	2:09.513	73	38.235	2:08.226	73	48.265	2:08.197	36	54.691	2:07.529
73	16.513	2:20.506	32	28.268	2:09.798	32	39.120	2:08.971	36	49.738	2:06.937	73	55.525	2:09.836
120	18.048	2:22.041	36	31.365	2:09.935	36	40.968	2:07.722	32	49.845	2:08.892	55	59.452	2:08.270
9	18.382	2:22.375	120	32.749	2:12.599	55	43.875	2:09.028	55	53.758	2:08.050	131	1:07.345	2:11.047
36	19.328	2:23.321	55	32.966	2:11.060	9	45.318	2:10.109	9	55.670	2:08.519	9	1:07.629	2:14.535
55	19.804	2:23.797	9	33.328	2:12.844	131	46.327	2:10.885	131	58.874	2:10.714	120	1:08.712	2:11.125
131	20.248	2:24.241	131	33.561	2:11.211	120	47.040	2:12.410	120	1:00.163	2:11.290			

Weather / Track : Cloudy / Dry

Snetterton 300

Circuit Length = 2.9689 miles

Start: 15:42 Flag 15:52 End: 15:54

Results can be found at www.tsl-timing.com

Printed - 15:56 Saturday, 25 April 2015

BMCRC - MRO Championships 2015 - Rnd 2 @ Snetterton 300

Team Respro MRO 600 inc Clubman 600

RACE 12 - SECTOR ANALYSIS

SECTOR 1 = FL to I1, SECTOR 2 = I1 to I2, SECTOR 3 = I2 to FL, DIFF = Difference To Personal Best Lap

P1 52 Tommy PHILP		Yamaha - Berkshire Motorcycles Ltd				
IDEAL LAP TIME : 1:57.755		BEST LAP TIME : 1:57.898		DIFFERENCE : 0.143		
LAP	SECTOR 1	SECTOR 2	LAP TIME	MPH	DIFF	TIME OF DAY
1 -		39.649	2:03.993	86.19	6.095	15:44:50.635
2 -	1:18.152	39.746	1:57.898 (1)	90.65		15:46:48.533
3 -	1:18.516	39.603	1:58.119 (2)	90.48	0.221	15:48:46.652
4 -	1:18.252	39.915	1:58.167 (3)	90.44	0.269	15:50:44.819
5 -	1:19.808	42.768	2:02.576	87.19	4.678	15:52:47.395

P2 15 John LEA		Triumph -				
IDEAL LAP TIME : 1:58.851		BEST LAP TIME : 1:58.851		DIFFERENCE : 0.000		
LAP	SECTOR 1	SECTOR 2	LAP TIME	MPH	DIFF	TIME OF DAY
1 -		40.818	2:10.497	81.90	11.646	15:44:57.139
2 -	1:19.995	39.853	1:59.848	89.18	0.997	15:46:56.987
3 -	1:19.838	39.886	1:59.724 (3)	89.27	0.873	15:48:56.711
4 -	1:19.794	39.583	1:59.377 (2)	89.53	0.526	15:50:56.088
5 -	1:19.376	39.475	1:58.851 (1)	89.92		15:52:54.939

P3 21 C Harry TRUELOVE		Yamaha -				
IDEAL LAP TIME : 2:00.285		BEST LAP TIME : 2:00.348		DIFFERENCE : 0.063		
LAP	SECTOR 1	SECTOR 2	LAP TIME	MPH	DIFF	TIME OF DAY
1 -		40.593	2:07.841	83.60	7.493	15:44:54.483
2 -	1:21.672	40.878	2:02.550	87.21	2.202	15:46:57.033
3 -	1:20.443	40.259	2:00.702 (3)	88.54	0.354	15:48:57.735
4 -	1:20.230	40.258	2:00.488 (2)	88.70	0.140	15:50:58.223
5 -	1:20.027	40.321	2:00.348 (1)	88.80		15:52:58.571

P4 95 Matt TRUELOVE		Yamaha -				
IDEAL LAP TIME : 1:59.117		BEST LAP TIME : 1:59.275		DIFFERENCE : 0.158		
LAP	SECTOR 1	SECTOR 2	LAP TIME	MPH	DIFF	TIME OF DAY
1 -		41.472	2:11.823	81.07	12.548	15:44:58.465
2 -	1:20.653	40.414	2:01.067	88.28	1.792	15:46:59.532
3 -	1:20.115	39.995	2:00.110 (3)	88.98	0.835	15:48:59.642
4 -	1:20.085	39.671	1:59.756 (2)	89.24	0.481	15:50:59.398
5 -	1:19.446	39.829	1:59.275 (1)	89.60		15:52:58.673

P5 66 Joe GOGGINS		Yamaha - Lexicon Racing				
IDEAL LAP TIME : 2:00.452		BEST LAP TIME : 2:00.452		DIFFERENCE : 0.000		
LAP	SECTOR 1	SECTOR 2	LAP TIME	MPH	DIFF	TIME OF DAY
1 -		40.634	2:07.063	84.11	6.611	15:44:53.705
2 -	1:20.618	41.027	2:01.645 (3)	87.86	1.193	15:46:55.350
3 -	1:21.002	40.775	2:01.777	87.76	1.325	15:48:57.127
4 -	1:20.873	40.402	2:01.275 (2)	88.13	0.823	15:50:58.402
5 -	1:20.395	40.057	2:00.452 (1)	88.73		15:52:58.854

P6 74 C Joe MORPHETT		Yamaha -				
IDEAL LAP TIME : 1:59.229		BEST LAP TIME : 1:59.357		DIFFERENCE : 0.128		
LAP	SECTOR 1	SECTOR 2	LAP TIME	MPH	DIFF	TIME OF DAY
1 -		41.475	2:10.545	81.87	11.188	15:44:57.187
2 -	1:22.045	40.512	2:02.557	87.20	3.200	15:46:59.744
3 -	1:20.249	39.804	2:00.053 (2)	89.02	0.696	15:48:59.797
4 -	1:20.330	39.734	2:00.064 (3)	89.01	0.707	15:50:59.861
5 -	1:19.495	39.862	1:59.357 (1)	89.54		15:52:59.218

P7 46 Ashley BUXTON		Yamaha -				
IDEAL LAP TIME : 1:59.626		BEST LAP TIME : 1:59.632		DIFFERENCE : 0.006		
LAP	SECTOR 1	SECTOR 2	LAP TIME	MPH	DIFF	TIME OF DAY

Weather / Track : Cloudy / Dry

Snetterton 300
Circuit Length = 2.9689 miles
Start: 15:42 Flag 15:52 End: 15:54

BMCRC - MRO Championships 2015 - Rnd 2 @ Snetterton 300

Team Respro MRO 600 inc Clubman 600

RACE 12 - SECTOR ANALYSIS

SECTOR 1 = FL to I1, SECTOR 2 = I1 to I2, SECTOR 3 = I2 to FL, DIFF = Difference To Personal Best Lap

1 -		42.645	2:14.827	79.27	15.195	15:45:01.469
2 -	1:20.421	41.242	2:01.663	87.84	2.031	15:47:03.132
3 -	1:19.564	40.068	1:59.632 (1)	89.34		15:49:02.764
4 -	1:20.686	40.062	2:00.748 (2)	88.51	1.116	15:51:03.512
5 -	1:20.601	40.259	2:00.860 (3)	88.43	1.228	15:53:04.372

P8 76 Charlie KING		Kawasaki -				
IDEAL LAP TIME : 2:00.686		BEST LAP TIME : 2:01.084		DIFFERENCE : 0.398		
LAP	SECTOR 1	SECTOR 2	LAP TIME	MPH	DIFF	TIME OF DAY
1 -		41.784	2:15.868	78.66	14.784	15:45:02.510
2 -	1:22.201	40.256	2:02.457	87.28	1.373	15:47:04.967
3 -	1:20.650	40.732	2:01.382 (2)	88.05	0.298	15:49:06.349
4 -	1:20.430	40.654	2:01.084 (1)	88.26		15:51:07.433
5 -	1:20.761	40.658	2:01.419 (3)	88.02	0.335	15:53:08.852

P9 5 Tom DEAN		Yamaha - Performance Fitness Gym Eastbourne				
IDEAL LAP TIME : 2:02.437		BEST LAP TIME : 2:02.596		DIFFERENCE : 0.159		
LAP	SECTOR 1	SECTOR 2	LAP TIME	MPH	DIFF	TIME OF DAY
1 -		41.371	2:09.674	82.42	7.078	15:44:56.316
2 -	1:23.199	41.600	2:04.799	85.64	2.203	15:47:01.115
3 -	1:21.493	41.491	2:02.984 (3)	86.90	0.388	15:49:04.099
4 -	1:21.466	41.130	2:02.596 (1)	87.18		15:51:06.695
5 -	1:21.307	41.336	2:02.643 (2)	87.14	0.047	15:53:09.338

P10 173 C Stephen DRAPER		Yamaha -				
IDEAL LAP TIME : 2:00.240		BEST LAP TIME : 2:00.725		DIFFERENCE : 0.485		
LAP	SECTOR 1	SECTOR 2	LAP TIME	MPH	DIFF	TIME OF DAY
1 -		42.425	2:16.380	78.36	15.655	15:45:03.022
2 -	1:22.284	42.344	2:04.628	85.75	3.903	15:47:07.650
3 -	1:20.369	40.356	2:00.725 (1)	88.53		15:49:08.375
4 -	1:20.663	40.183	2:00.846 (3)	88.44	0.121	15:51:09.221
5 -	1:20.057	40.749	2:00.806 (2)	88.47	0.081	15:53:10.027

P11 8 C Grant NEWSTEAD		Yamaha - Tinklers Motorcycles				
IDEAL LAP TIME : 2:02.524		BEST LAP TIME : 2:02.588		DIFFERENCE : 0.064		
LAP	SECTOR 1	SECTOR 2	LAP TIME	MPH	DIFF	TIME OF DAY
1 -		41.972	2:10.473	81.91	7.885	15:44:57.115
2 -	1:23.719	41.394	2:05.113	85.42	2.525	15:47:02.228
3 -	1:21.663	41.063	2:02.726 (2)	87.08	0.138	15:49:04.954
4 -	1:21.560	41.028	2:02.588 (1)	87.18		15:51:07.542
5 -	1:21.798	40.964	2:02.762 (3)	87.06	0.174	15:53:10.304

P12 27 C Rob EYRE		Triumph -				
IDEAL LAP TIME : 2:03.751		BEST LAP TIME : 2:03.751		DIFFERENCE : 0.000		
LAP	SECTOR 1	SECTOR 2	LAP TIME	MPH	DIFF	TIME OF DAY
1 -		41.677	2:11.767	81.11	8.016	15:44:58.409
2 -	1:22.985	42.161	2:05.146	85.40	1.395	15:47:03.555
3 -	1:23.190	41.178	2:04.368 (2)	85.93	0.617	15:49:07.923
4 -	1:22.773	40.978	2:03.751 (1)	86.36		15:51:11.674
5 -	1:22.808	41.963	2:04.771 (3)	85.66	1.020	15:53:16.445

P13 39 Shane SMITH		Triumph - Ridemoto.com				
IDEAL LAP TIME : 2:03.774		BEST LAP TIME : 2:03.866		DIFFERENCE : 0.092		
LAP	SECTOR 1	SECTOR 2	LAP TIME	MPH	DIFF	TIME OF DAY
1 -		42.187	2:11.295	81.40	7.429	15:44:57.937
2 -	1:23.097	41.915	2:05.012 (3)	85.49	1.146	15:47:02.949
3 -	1:22.302	41.564	2:03.866 (1)	86.28		15:49:06.815
4 -	1:22.509	41.472	2:03.981 (2)	86.20	0.115	15:51:10.796

Weather / Track : Cloudy / Dry

Snetterton 300
Circuit Length = 2.9689 miles
Start: 15:42 Flag 15:52 End: 15:54

BMCRC - MRO Championships 2015 - Rnd 2 @ Snetterton 300

Team Respro MRO 600 inc Clubman 600

RACE 12 - SECTOR ANALYSIS

SECTOR 1 = FL to I1, SECTOR 2 = I1 to I2, SECTOR 3 = I2 to FL, DIFF = Difference To Personal Best Lap

5 - 1:23.481 42.541 2:06.022 84.81 2.156 15:53:16.818

P14 23 C Tom SMITH		Yamaha -				
IDEAL LAP TIME : 2:03.334		BEST LAP TIME : 2:03.340		DIFFERENCE : 0.006		
LAP	SECTOR 1	SECTOR 2	LAP TIME	MPH	DIFF	TIME OF DAY
1 -		42.899	2:16.984	78.02	13.644	15:45:03.626
2 -	1:23.330	42.154	2:05.484	85.17	2.144	15:47:09.110
3 -	1:22.603	42.287	2:04.890 (3)	85.57	1.550	15:49:14.000
4 -	1:21.612	42.266	2:03.878 (2)	86.27	0.538	15:51:17.878
5 -	1:21.618	41.722	2:03.340 (1)	86.65		15:53:21.218

P15 33 Aaron CLARKE		Kawasaki -				
IDEAL LAP TIME : 2:04.005		BEST LAP TIME : 2:04.005		DIFFERENCE : 0.000		
LAP	SECTOR 1	SECTOR 2	LAP TIME	MPH	DIFF	TIME OF DAY
1 -		42.092	2:14.282	79.59	10.277	15:45:00.924
2 -	1:22.846	41.159	2:04.005 (1)	86.19		15:47:04.929
3 -	1:24.244	42.837	2:07.081	84.10	3.076	15:49:12.010
4 -	1:23.705	42.247	2:05.952 (2)	84.85	1.947	15:51:17.962
5 -	1:23.591	43.076	2:06.667 (3)	84.37	2.662	15:53:24.629

P16 138 Scot ADAM		Triumph - Nemesis Transport Ltd				
IDEAL LAP TIME : 2:04.768		BEST LAP TIME : 2:04.983		DIFFERENCE : 0.215		
LAP	SECTOR 1	SECTOR 2	LAP TIME	MPH	DIFF	TIME OF DAY
1 -		42.968	2:18.157	77.36	13.174	15:45:04.799
2 -	1:23.973	41.763	2:05.736 (3)	85.00	0.753	15:47:10.535
3 -	1:23.091	42.141	2:05.232 (2)	85.34	0.249	15:49:15.767
4 -	1:23.763	42.122	2:05.885	84.90	0.902	15:51:21.652
5 -	1:23.306	41.677	2:04.983 (1)	85.51		15:53:26.635

P17 63 C Nico CIPRIANO		Yamaha -				
IDEAL LAP TIME : 2:05.776		BEST LAP TIME : 2:06.095		DIFFERENCE : 0.319		
LAP	SECTOR 1	SECTOR 2	LAP TIME	MPH	DIFF	TIME OF DAY
1 -		42.860	2:14.383	79.53	8.288	15:45:01.025
2 -	1:24.026	42.625	2:06.651 (2)	84.39	0.556	15:47:07.676
3 -	1:23.844	42.251	2:06.095 (1)	84.76		15:49:13.771
4 -	1:24.987	41.932	2:06.919	84.21	0.824	15:51:20.690
5 -	1:23.990	42.664	2:06.654 (3)	84.38	0.559	15:53:27.344

P18 187 C Michael HALL		Kawasaki -				
IDEAL LAP TIME : 2:05.296		BEST LAP TIME : 2:05.675		DIFFERENCE : 0.379		
LAP	SECTOR 1	SECTOR 2	LAP TIME	MPH	DIFF	TIME OF DAY
1 -		42.373	2:15.554	78.84	9.879	15:45:02.196
2 -	1:24.438	42.520	2:06.958	84.18	1.283	15:47:09.154
3 -	1:24.129	42.561	2:06.690 (3)	84.36	1.015	15:49:15.844
4 -	1:23.491	42.184	2:05.675 (1)	85.04		15:51:21.519
5 -	1:24.130	41.805	2:05.935 (2)	84.86	0.260	15:53:27.454

P19 38 David HEWSON		Yamaha - Obsession Engineering Limited				
IDEAL LAP TIME : 2:05.255		BEST LAP TIME : 2:05.660		DIFFERENCE : 0.405		
LAP	SECTOR 1	SECTOR 2	LAP TIME	MPH	DIFF	TIME OF DAY
1 -		42.959	2:16.079	78.54	10.419	15:45:02.721
2 -	1:24.578	42.389	2:06.967	84.17	1.307	15:47:09.688
3 -	1:24.020	42.401	2:06.421 (3)	84.54	0.761	15:49:16.109
4 -	1:23.599	42.134	2:05.733 (2)	85.00	0.073	15:51:21.842
5 -	1:24.004	41.656	2:05.660 (1)	85.05		15:53:27.502

Weather / Track : Cloudy / Dry

Snetterton 300
Circuit Length = 2.9689 miles
Start: 15:42 Flag 15:52 End: 15:54

BMCRC - MRO Championships 2015 - Rnd 2 @ Snetterton 300

Team Respro MRO 600 inc Clubman 600

RACE 12 - SECTOR ANALYSIS

SECTOR 1 = FL to I1, SECTOR 2 = I1 to I2, SECTOR 3 = I2 to FL, DIFF = Difference To Personal Best Lap

P20 41		Luke HARRIS		Yamaha - Go Racing/Nexx/Forma/ELP		
IDEAL LAP TIME : 2:04.963		BEST LAP TIME : 2:05.023		DIFFERENCE : 0.060		
LAP	SECTOR 1	SECTOR 2	LAP TIME	MPH	DIFF	TIME OF DAY
1 -		43.162	2:18.499	77.17	13.476	15:45:05.141
2 -	1:24.124	42.145	2:06.269	84.64	1.246	15:47:11.410
3 -	1:23.747	41.937	2:05.684 (2)	85.03	0.661	15:49:17.094
4 -	1:23.026	41.997	2:05.023 (1)	85.48		15:51:22.117
5 -	1:23.809	41.941	2:05.750 (3)	84.99	0.727	15:53:27.867

P21 79 C		David WAKE		Yamaha -		
IDEAL LAP TIME : 2:05.149		BEST LAP TIME : 2:05.149		DIFFERENCE : 0.000		
LAP	SECTOR 1	SECTOR 2	LAP TIME	MPH	DIFF	TIME OF DAY
1 -		43.057	2:16.398	78.35	11.249	15:45:03.040
2 -	1:24.800	42.815	2:07.615	83.75	2.466	15:47:10.655
3 -	1:24.099	42.274	2:06.373 (3)	84.57	1.224	15:49:17.028
4 -	1:24.228	42.044	2:06.272 (2)	84.64	1.123	15:51:23.300
5 -	1:23.472	41.677	2:05.149 (1)	85.40		15:53:28.449

P22 87 C		Simon SCHUG		Yamaha - More Moto/ MAK Fencing		
IDEAL LAP TIME : 2:05.467		BEST LAP TIME : 2:05.780		DIFFERENCE : 0.313		
LAP	SECTOR 1	SECTOR 2	LAP TIME	MPH	DIFF	TIME OF DAY
1 -		43.155	2:18.712	77.05	12.932	15:45:05.354
2 -	1:24.555	41.946	2:06.501	84.49	0.721	15:47:11.855
3 -	1:23.521	42.259	2:05.780 (1)	84.97		15:49:17.635
4 -	1:24.266	42.066	2:06.332 (3)	84.60	0.552	15:51:23.967
5 -	1:23.813	42.509	2:06.322 (2)	84.60	0.542	15:53:30.289

P23 40		David SHELVEY		Suzuki -		
IDEAL LAP TIME : 2:05.623		BEST LAP TIME : 2:05.623		DIFFERENCE : 0.000		
LAP	SECTOR 1	SECTOR 2	LAP TIME	MPH	DIFF	TIME OF DAY
1 -		43.349	2:17.528	77.71	11.905	15:45:04.170
2 -	1:23.617	47.630	2:11.247	81.43	5.624	15:47:15.417
3 -	1:23.720	42.311	2:06.031 (2)	84.80	0.408	15:49:21.448
4 -	1:23.448	42.175	2:05.623 (1)	85.08		15:51:27.071
5 -	1:23.935	42.387	2:06.322 (3)	84.60	0.699	15:53:33.393

P24 19		Dan WRIGHT		Suzuki -		
IDEAL LAP TIME : 2:07.837		BEST LAP TIME : 2:07.980		DIFFERENCE : 0.143		
LAP	SECTOR 1	SECTOR 2	LAP TIME	MPH	DIFF	TIME OF DAY
1 -		43.402	2:18.182	77.34	10.202	15:45:04.824
2 -	1:25.074	43.451	2:08.525	83.15	0.545	15:47:13.349
3 -	1:24.949	43.084	2:08.033 (2)	83.47	0.053	15:49:21.382
4 -	1:25.092	42.888	2:07.980 (1)	83.51		15:51:29.362
5 -	1:25.180	43.158	2:08.338 (3)	83.28	0.358	15:53:37.700

P25 32 C		Mark PIPER		Yamaha -		
IDEAL LAP TIME : 2:07.293		BEST LAP TIME : 2:07.293		DIFFERENCE : 0.000		
LAP	SECTOR 1	SECTOR 2	LAP TIME	MPH	DIFF	TIME OF DAY
1 -		43.995	2:20.361	76.14	13.068	15:45:07.003
2 -	1:26.054	43.744	2:09.798	82.34	2.505	15:47:16.801
3 -	1:25.687	43.284	2:08.971 (3)	82.87	1.678	15:49:25.772
4 -	1:25.298	43.594	2:08.892 (2)	82.92	1.599	15:51:34.664
5 -	1:24.110	43.183	2:07.293 (1)	83.96		15:53:41.957

P26 36 C		Karl FITT		Kawasaki -		
IDEAL LAP TIME : 2:06.705		BEST LAP TIME : 2:06.937		DIFFERENCE : 0.232		
LAP	SECTOR 1	SECTOR 2	LAP TIME	MPH	DIFF	TIME OF DAY

Weather / Track : Cloudy / Dry

Snetterton 300
Circuit Length = 2.9689 miles
Start: 15:42 Flag 15:52 End: 15:54

BMCRC - MRO Championships 2015 - Rnd 2 @ Snetterton 300

Team Respro MRO 600 inc Clubman 600

RACE 12 - SECTOR ANALYSIS

SECTOR 1 = FL to I1, SECTOR 2 = I1 to I2, SECTOR 3 = I2 to FL, DIFF = Difference To Personal Best Lap

1 -		43.990		2:23.321	74.57	16.384	15:45:09.963
2 -	1:26.841	43.094		2:09.935	82.25	2.998	15:47:19.898
3 -	1:25.332	42.390		2:07.722 (3)	83.68	0.785	15:49:27.620
4 -	1:24.328	42.609		2:06.937 (1)	84.19		15:51:34.557
5 -	1:24.315	43.214		2:07.529 (2)	83.80	0.592	15:53:42.086

P27 73 Sarah JORDAN		Triumph - Bernard Elliott Racing					
IDEAL LAP TIME : 2:08.042		BEST LAP TIME : 2:08.197		DIFFERENCE : 0.155			
LAP	SECTOR 1	SECTOR 2	LAP TIME	MPH	DIFF	TIME OF DAY	
1 -		44.270	2:20.506	76.06	12.309	15:45:07.148	
2 -	1:26.169	43.344	2:09.513 (3)	82.52	1.316	15:47:16.661	
3 -	1:25.326	42.900	2:08.226 (2)	83.35	0.029	15:49:24.887	
4 -	1:25.481	42.716	2:08.197 (1)	83.37		15:51:33.084	
5 -	1:25.360	44.476	2:09.836	82.31	1.639	15:53:42.920	

P28 55 C Paul GARNER		Yamaha - Area 51 Racing					
IDEAL LAP TIME : 2:07.688		BEST LAP TIME : 2:08.050		DIFFERENCE : 0.362			
LAP	SECTOR 1	SECTOR 2	LAP TIME	MPH	DIFF	TIME OF DAY	
1 -		44.872	2:23.797	74.32	15.747	15:45:10.439	
2 -	1:27.024	44.036	2:11.060	81.55	3.010	15:47:21.499	
3 -	1:25.639	43.389	2:09.028 (3)	82.83	0.978	15:49:30.527	
4 -	1:24.864	43.186	2:08.050 (1)	83.46		15:51:38.577	
5 -	1:24.502	43.768	2:08.270 (2)	83.32	0.220	15:53:46.847	

P29 131 C Emma SELWAY		Yamaha -					
IDEAL LAP TIME : 2:10.261		BEST LAP TIME : 2:10.714		DIFFERENCE : 0.453			
LAP	SECTOR 1	SECTOR 2	LAP TIME	MPH	DIFF	TIME OF DAY	
1 -		44.380	2:24.241	74.09	13.527	15:45:10.883	
2 -	1:27.192	44.019	2:11.211	81.45	0.497	15:47:22.094	
3 -	1:27.273	43.612	2:10.885 (2)	81.66	0.171	15:49:32.979	
4 -	1:27.515	43.199	2:10.714 (1)	81.76		15:51:43.693	
5 -	1:27.062	43.985	2:11.047 (3)	81.55	0.333	15:53:54.740	

P30 9 C Chris LAY		Yamaha -					
IDEAL LAP TIME : 2:08.519		BEST LAP TIME : 2:08.519		DIFFERENCE : 0.000			
LAP	SECTOR 1	SECTOR 2	LAP TIME	MPH	DIFF	TIME OF DAY	
1 -		44.469	2:22.375	75.06	13.856	15:45:09.017	
2 -	1:28.504	44.340	2:12.844 (3)	80.45	4.325	15:47:21.861	
3 -	1:27.173	42.936	2:10.109 (2)	82.14	1.590	15:49:31.970	
4 -	1:25.771	42.748	2:08.519 (1)	83.16		15:51:40.489	
5 -	1:26.116	48.419	2:14.535	79.44	6.016	15:53:55.024	

P31 120 C David COMBRINCK		Kawasaki -					
IDEAL LAP TIME : 2:11.125		BEST LAP TIME : 2:11.125		DIFFERENCE : 0.000			
LAP	SECTOR 1	SECTOR 2	LAP TIME	MPH	DIFF	TIME OF DAY	
1 -		44.513	2:22.041	75.24	10.916	15:45:08.683	
2 -	1:28.005	44.594	2:12.599	80.60	1.474	15:47:21.282	
3 -	1:27.765	44.645	2:12.410 (3)	80.71	1.285	15:49:33.692	
4 -	1:27.460	43.830	2:11.290 (2)	81.40	0.165	15:51:44.982	
5 -	1:27.352	43.773	2:11.125 (1)	81.51		15:53:56.107	

P32 59 C Simon TUCKER		Yamaha - Area51racing					
IDEAL LAP TIME : 2:04.584		BEST LAP TIME : 2:06.117		DIFFERENCE : 1.533			
LAP	SECTOR 1	SECTOR 2	LAP TIME	MPH	DIFF	TIME OF DAY	
1 -		42.967	2:14.973	79.18	8.856	15:45:01.615	
2 -	1:23.605	42.922	2:06.527 (2)	84.47	0.410	15:47:08.142	
3 -	1:23.543	42.574	2:06.117 (1)	84.74		15:49:14.259	
4 -	1:24.641	42.248	2:06.889 (3)	84.23	0.772	15:51:21.148	

Weather / Track : Cloudy / Dry

Snetterton 300
Circuit Length = 2.9689 miles
Start: 15:42 Flag 15:52 End: 15:54

BMCRC - MRO Championships 2015 - Rnd 2 @ Snetterton 300

Team Respro MRO 600 inc Clubman 600

RACE 12 - BEST SECTORS

SECTOR 1			SECTOR 2			IDEAL / BEST COMPARISON						
POS	NO	NAME	TIME	NO	NAME	TIME	POS	NO	NAME	IDEAL	BEST	DIFF
									PERFECT LAP	1:57.627		
1	52	PHILP	1:18.152	15	LEA	39.475	1	52	PHILP	1:57.755	1:57.898	0.143
2	15	LEA	1:19.376	52	PHILP	39.603	2	15	LEA	1:58.851	1:58.851	0.000
3	95	TRUELOVE	1:19.446	95	TRUELOVE	39.671	3	95	TRUELOVE	1:59.117	1:59.275	0.158
4	74	MORPHETT	1:19.495	74	MORPHETT	39.734	4	74	MORPHETT	1:59.229	1:59.357	0.128
5	46	BUXTON	1:19.564	66	GOGGINS	40.057	5	46	BUXTON	1:59.626	1:59.632	0.006
6	21	TRUELOVE	1:20.027	46	BUXTON	40.062	6	173	DRAPER	2:00.240	2:00.725	0.485
7	173	DRAPER	1:20.057	173	DRAPER	40.183	7	21	TRUELOVE	2:00.285	2:00.348	0.063
8	66	GOGGINS	1:20.395	76	KING	40.256	8	66	GOGGINS	2:00.452	2:00.452	0.000
9	76	KING	1:20.430	21	TRUELOVE	40.258	9	76	KING	2:00.686	2:01.084	0.398
10	5	DEAN	1:21.307	8	NEWSTEAD	40.964	10	5	DEAN	2:02.437	2:02.596	0.159
11	8	NEWSTEAD	1:21.560	27	EYRE	40.978	11	8	NEWSTEAD	2:02.524	2:02.588	0.064
12	23	SMITH	1:21.612	5	DEAN	41.130	12	23	SMITH	2:03.334	2:03.340	0.006
13	39	SMITH	1:22.302	33	CLARKE	41.159	13	27	EYRE	2:03.751	2:03.751	0.000
14	59	TUCKER	1:22.336	39	SMITH	41.472	14	39	SMITH	2:03.774	2:03.866	0.092
15	27	EYRE	1:22.773	38	HEWSON	41.656	15	33	CLARKE	2:04.005	2:04.005	0.000
16	33	CLARKE	1:22.846	79	WAKE	41.677	16	59	TUCKER	2:04.584	2:06.117	1.533
17	41	HARRIS	1:23.026	138	ADAM	41.677	17	138	ADAM	2:04.768	2:04.983	0.215
18	138	ADAM	1:23.091	23	SMITH	41.722	18	41	HARRIS	2:04.963	2:05.023	0.060
19	40	SHELVEY	1:23.448	187	HALL	41.805	19	79	WAKE	2:05.149	2:05.149	0.000
20	79	WAKE	1:23.472	63	CIPRIANO	41.932	20	38	HEWSON	2:05.255	2:05.660	0.405
21	187	HALL	1:23.491	41	HARRIS	41.937	21	187	HALL	2:05.296	2:05.675	0.379
22	87	SCHUG	1:23.521	87	SCHUG	41.946	22	87	SCHUG	2:05.467	2:05.780	0.313
23	38	HEWSON	1:23.599	40	SHELVEY	42.175	23	40	SHELVEY	2:05.623	2:05.623	0.000
24	63	CIPRIANO	1:23.844	59	TUCKER	42.248	24	63	CIPRIANO	2:05.776	2:06.095	0.319
25	32	PIPER	1:24.110	36	FITT	42.390	25	36	FITT	2:06.705	2:06.937	0.232
26	36	FITT	1:24.315	73	JORDAN	42.716	26	32	PIPER	2:07.293	2:07.293	0.000
27	55	GARNER	1:24.502	9	LAY	42.748	27	55	GARNER	2:07.688	2:08.050	0.362
28	19	WRIGHT	1:24.949	19	WRIGHT	42.888	28	19	WRIGHT	2:07.837	2:07.980	0.143
29	73	JORDAN	1:25.326	32	PIPER	43.183	29	73	JORDAN	2:08.042	2:08.197	0.155
30	9	LAY	1:25.771	55	GARNER	43.186	30	9	LAY	2:08.519	2:08.519	0.000
31	131	SELWAY	1:27.062	131	SELWAY	43.199	31	131	SELWAY	2:10.261	2:10.714	0.453
32	120	COMBRINCK	1:27.352	120	COMBRINCK	43.773	32	120	COMBRINCK	2:11.125	2:11.125	0.000

33

Weather / Track : Cloudy / Dry

Results can be found at www.tsl-timing.com

Snetterton 300

Circuit Length = 2.9689 miles

Start: 15:42 Flag 15:52 End: 15:54

Printed - 15:55 Saturday, 25 April 2015

BMCRC - MRO Championships 2015 - Rnd 2 @ Snetterton 300

Team Respro MRO 600 inc Clubman 600

RACE 1 - GRID (6 Laps)

ROW 12	36	61	Oilly SAVAGE	35	54	Christopher BECK	34	50	Paul WILSON	
ROW 11		33	422	Ben DOOLAN	32	59	Simon TUCKER	31	120	David COMBRINCK
ROW 10	30	9	Chris LAY	29	131	Emma SELWAY	28	55	Paul GARNER	
ROW 9		27	73	Sarah JORDAN	26	36	Karl FITT	25	32	Mark PIPER
ROW 8	24	19	Dan WRIGHT	23	40	David SHELVEY	22	87	Simon SCHUG	
ROW 7		21	79	David WAKE	20	41	Luke HARRIS	19	38	David HEWSON
ROW 6	18	187	Michael HALL	17	63	Nico CIPRIANO	16	138	Scot ADAM	
ROW 5		15	33	Aaron CLARKE	14	23	Tom SMITH	13	39	Shane SMITH
ROW 4	12	27	Rob EYRE	11	8	Grant NEWSTEAD	10	173	Stephen DRAPER	
ROW 3		9	5	Tom DEAN	8	76	Charlie KING	7	46	Ashley BUXTON
ROW 2	6	74	Joe MORPHETT	5	66	Joe GOGGINS	4	95	Matt TRUELOVE	
ROW 1		3	21	Harry TRUELOVE	2	15	John LEA	1	52	Tommy PHILP
									Pole	

Snetterton 300
Circuit Length = 2.9689 miles

These results are provisional until the conclusion of any judicial and technical matters.

Clerk Of Course :	Timekeeper :
-------------------	--------------

Results can be found at www.tsl-timing.com

Printed - 15:57 Saturday, 25 April 2015



BMCRC - MRO Championships 2015 - Rnd 2 @ Snetterton 300

Team Respro MRO 600 inc Clubman 600

RACE 1 - CLASSIFICATION

POS	NO	CL	PIC NAME	ENTRY	LAPS	TIME	GAP	DIFF	MPH	BEST	ON
1	15		1 John LEA	Triumph -	5	10:10.102			87.59	1:59.751	5
2	21	C	1 Harry TRUELOVE	Yamaha -	5	10:12.715	2.613	2.613	87.21	1:59.341	4
3	95		2 Matt TRUELOVE	Yamaha -	5	10:12.743	2.641	0.028	87.21	1:59.702	4
4	76		3 Charlie KING	Kawasaki -	5	10:20.435	10.333	7.692	86.13	2:00.357	5
5	66		4 Joe GOGGINS	Yamaha - Lexicon Racing	5	10:20.553	10.451	0.118	86.11	2:00.010	5
6	74	C	2 Joe MORPHETT	Yamaha -	5	10:20.770	10.668	0.217	86.08	1:59.944	5
7	173	C	3 Stephen DRAPER	Yamaha -	5	10:29.076	18.974	8.306	84.95	2:02.779	3
8	52		5 Tommy PHILP	Yamaha - Berkshire Motorcycles Ltd	5	10:34.066	23.964	4.990	84.28	2:00.997	5
9	8	C	4 Grant NEWSTEAD	Yamaha - Tinklers Motorcycles	5	10:35.712	25.610	1.646	84.06	2:04.512	4
10	46		6 Ashley BUXTON	Yamaha -	5	10:42.635	32.533	6.923	83.15	2:07.478	4
11	23	C	5 Tom SMITH	Yamaha -	5	10:42.923	32.821	0.288	83.12	2:05.905	4
12	138		7 Scot ADAM	Triumph - Nemesis Transport Ltd	5	10:44.054	33.952	1.131	82.97	2:05.594	4
13	79	C	6 David WAKE	Yamaha -	5	10:44.122	34.020	0.068	82.96	2:05.894	4
14	38		8 David HEWSON	Yamaha - Obsession Engineering Limited	5	10:51.057	40.955	6.935	82.08	2:06.285	5
15	40		9 David SHELVEY	Suzuki -	5	10:52.333	42.231	1.276	81.92	2:04.889	5
16	63	C	7 Nico CIPRIANO	Yamaha -	5	10:56.608	46.506	4.275	81.38	2:07.667	5
17	187	C	8 Michael HALL	Kawasaki -	5	10:57.358	47.256	0.750	81.29	2:06.850	4
18	27	C	9 Rob EYRE	Triumph -	5	11:03.691	53.589	6.333	80.51	2:09.607	4
19	19		10 Dan WRIGHT	Suzuki -	5	11:06.966	56.864	3.275	80.12	2:10.525	3
20	33		11 Aaron CLARKE	Kawasaki -	5	11:26.363	1:16.261	19.397	77.86	2:09.993	5
21	120	C	10 David COMBRINCK	Kawasaki -	5	11:26.891	1:16.789	0.528	77.80	2:11.935	5
22	5		12 Tom DEAN	Yamaha - Performance Fitness Gym Eastbourne	5	11:31.221	1:21.119	4.330	77.31	2:15.104	5
23	9	C	11 Chris LAY	Yamaha -	5	11:31.660	1:21.558	0.439	77.26	2:15.010	5
24	73		13 Sarah JORDAN	Triumph - Bernard Elliott Racing	5	11:31.810	1:21.708	0.150	77.24	2:12.023	5
25	131	C	12 Emma SELWAY	Yamaha -	5	11:38.716	1:28.614	6.906	76.48	2:14.525	5
26	36	C	13 Karl FITT	Kawasaki -	5	11:41.280	1:31.178	2.564	76.20	2:14.285	3
27	50		14 Paul WILSON	Yamaha -	5	12:07.100	1:56.998	25.820	73.49	2:21.122	3

NOT CLASSIFIED

DNF	39		Shane SMITH	Triumph - Ridemoto.com	1	2:14.447	4 Laps	4 Laps	79.49	2:14.447	1
DNF	41		Luke HARRIS	Yamaha - Go Racing/Nexx/Formal/ELP	1	2:29.971	4 Laps	15.524	71.26	2:29.971	1
DNF	59	C	Simon TUCKER	Yamaha - Area51racing	0						
DNF	32	C	Mark PIPER	Yamaha -	0						
DNF	55	C	Paul GARNER	Yamaha - Area 51 Racing	0						

FASTEST LAP

21	C	Harry TRUELOVE	Yamaha -	4	1:59.341	89.55 mph	144.13 kph
95		Matt TRUELOVE	Yamaha -	4	1:59.702	89.28 mph	143.69 kph

Class - 90% of Race Speed = 78.83 mph
 Class C - 90% of Race Speed = 78.48 mph

Snetterton 300
 Circuit Length = 2.9689 miles
 Start: 10:25 Flag 10:35 End: 10:37

Weather / Track : Cloudy / Dry

These results are provisional until the conclusion of any judicial and technical matters.

Clerk Of Course :	Timekeeper :
-------------------	--------------

Results can be found at www.tsl-timing.com

Printed - 10:37 Sunday, 26 April 2015



BMCRC - MRO Championships 2015 - Rnd 2 @ Snetterton 300

Team Respro MRO 600 inc Clubman 600

RACE 1 - LAP CHART

LAP 1 @ 10:27:14.678			LAP 2 @ 10:29:16.310			LAP 3 @ 10:31:17.199			LAP 4 @ 10:33:17.154			LAP 5 @ 10:35:16.905		
NO	BEHIND	LAP TIME	NO	BEHIND	LAP TIME	NO	BEHIND	LAP TIME	NO	BEHIND	LAP TIME	NO	BEHIND	LAP TIME
15		2:07.875	15		2:01.632	15		2:00.889	15		1:59.955	15		1:59.751
52	0.661	2:08.536	95	2.094	2:02.630	95	2.192	2:00.987	21	1.805	1:59.341	21	2.613	2:00.559
95	1.096	2:08.971	21	2.456	2:02.872	21	2.419	2:00.852	95	1.939	1:59.702	95	2.641	2:00.453
21	1.216	2:09.091	76	7.292	2:05.095	76	8.726	2:02.323	76	9.727	2:00.956	76	10.333	2:00.357
46	3.309	2:11.184	66	8.042	2:06.013	66	8.985	2:01.832	66	10.192	2:01.162	66	10.451	2:00.010
66	3.661	2:11.536	173	8.842	2:06.568	74	10.102	2:00.859	74	10.475	2:00.328	74	10.668	1:59.944
76	3.829	2:11.704	46	10.079	2:08.402	173	10.732	2:02.779	173	13.590	2:02.813	173	18.974	2:05.135
173	3.906	2:11.781	74	10.132	2:06.031	8	15.290	2:05.371	8	19.847	2:04.512	52	23.964	2:00.997
8	5.702	2:13.577	8	10.808	2:06.738	46	16.977	2:07.787	52	22.718	2:03.226	8	25.610	2:05.514
74	5.733	2:13.608	23	13.818	2:07.920	23	19.324	2:06.395	46	24.500	2:07.478	46	32.533	2:07.784
39	6.572	2:14.447	79	14.270	2:06.938	52	19.447	2:03.830	23	25.274	2:05.905	23	32.821	2:07.298
23	7.530	2:15.405	138	15.356	2:08.676	79	20.527	2:07.146	79	26.466	2:05.894	138	33.952	2:06.989
138	8.312	2:16.187	52	16.506	2:17.477	138	21.075	2:06.608	138	26.714	2:05.594	79	34.020	2:07.305
79	8.964	2:16.839	38	20.412	2:08.827	38	27.559	2:08.036	38	34.421	2:06.817	38	40.955	2:06.285
63	12.396	2:20.271	63	20.999	2:10.235	63	30.259	2:10.149	40	37.093	2:04.907	40	42.231	2:04.889
38	13.217	2:21.092	187	23.858	2:10.754	40	32.141	2:07.287	63	38.590	2:08.286	63	46.506	2:07.667
27	14.369	2:22.244	27	24.278	2:11.541	187	32.243	2:09.274	187	39.138	2:06.850	187	47.256	2:07.869
187	14.736	2:22.611	19	25.622	2:12.049	27	33.388	2:09.999	27	43.040	2:09.607	27	53.589	2:10.300
5	14.751	2:22.626	40	25.743	2:11.916	19	35.258	2:10.525	19	45.954	2:10.651	19	56.864	2:10.661
19	15.205	2:23.080	5	31.521	2:18.402	36	47.556	2:14.285	120	1:04.605	2:14.905	33	1:16.261	2:09.993
40	15.459	2:23.334	36	34.160	2:15.605	5	48.637	2:18.005	36	1:04.850	2:17.249	120	1:16.789	2:11.935
36	20.187	2:28.062	9	35.207	2:15.158	9	49.540	2:15.222	5	1:05.766	2:17.084	5	1:21.119	2:15.104
9	21.681	2:29.556	120	37.718	2:16.617	120	49.655	2:12.826	33	1:06.019	2:12.204	9	1:21.558	2:15.010
41	22.096	2:29.971	73	41.261	2:20.286	33	53.770	2:10.681	9	1:06.299	2:16.714	73	1:21.708	2:12.023
73	22.607	2:30.482	131	43.290	2:20.709	73	56.049	2:15.677	73	1:09.436	2:13.342	131	1:28.614	2:14.525
120	22.733	2:30.608	33	43.978	2:18.623	131	58.733	2:16.332	131	1:13.840	2:15.062	36	1:31.178	2:26.079
50	23.636	2:31.511	50	45.183	2:23.179	50	1:05.416	2:21.122	50	1:27.933	2:22.472	50	1:56.998	2:28.816
131	24.213	2:32.088												
33	26.987	2:34.862												

Weather / Track : Cloudy / Dry

Snetterton 300

Circuit Length = 2.9689 miles

Start: 10:25 Flag 10:35 End: 10:37

Results can be found at www.tsl-timing.com

Printed - 10:39 Sunday, 26 April 2015

BMCRC - MRO Championships 2015 - Rnd 2 @ Snetterton 300

Team Respro MRO 600 inc Clubman 600

RACE 1 - SECTOR ANALYSIS

SECTOR 1 = FL to I1, SECTOR 2 = I1 to I2, SECTOR 3 = I2 to FL, DIFF = Difference To Personal Best Lap

P1 15		John LEA		Triumph -		
IDEAL LAP TIME : 1:59.751		BEST LAP TIME : 1:59.751		DIFFERENCE : 0.000		
LAP	SECTOR 1	SECTOR 2	LAP TIME	MPH	DIFF	TIME OF DAY
1 -		41.217	2:07.875	83.58	8.124	10:27:14.678
2 -	1:21.042	40.590	2:01.632	87.87	1.881	10:29:16.310
3 -	1:20.528	40.361	2:00.889 (3)	88.41	1.138	10:31:17.199
4 -	1:19.761	40.194	1:59.955 (2)	89.10	0.204	10:33:17.154
5 -	1:19.589	40.162	1:59.751 (1)	89.25		10:35:16.905

P2 21 C		Harry TRUELOVE		Yamaha -		
IDEAL LAP TIME : 1:59.341		BEST LAP TIME : 1:59.341		DIFFERENCE : 0.000		
LAP	SECTOR 1	SECTOR 2	LAP TIME	MPH	DIFF	TIME OF DAY
1 -		41.246	2:09.091	82.79	9.750	10:27:15.894
2 -	1:21.378	41.494	2:02.872	86.98	3.531	10:29:18.766
3 -	1:20.225	40.627	2:00.852 (3)	88.43	1.511	10:31:19.618
4 -	1:19.240	40.101	1:59.341 (1)	89.55		10:33:18.959
5 -	1:20.090	40.469	2:00.559 (2)	88.65	1.218	10:35:19.518

P3 95		Matt TRUELOVE		Yamaha -		
IDEAL LAP TIME : 1:59.702		BEST LAP TIME : 1:59.702		DIFFERENCE : 0.000		
LAP	SECTOR 1	SECTOR 2	LAP TIME	MPH	DIFF	TIME OF DAY
1 -		41.806	2:08.971	82.87	9.269	10:27:15.774
2 -	1:21.200	41.430	2:02.630	87.15	2.928	10:29:18.404
3 -	1:20.554	40.433	2:00.987 (3)	88.34	1.285	10:31:19.391
4 -	1:19.478	40.224	1:59.702 (1)	89.28		10:33:19.093
5 -	1:19.970	40.483	2:00.453 (2)	88.73	0.751	10:35:19.546

P4 76		Charlie KING		Kawasaki -		
IDEAL LAP TIME : 2:00.357		BEST LAP TIME : 2:00.357		DIFFERENCE : 0.000		
LAP	SECTOR 1	SECTOR 2	LAP TIME	MPH	DIFF	TIME OF DAY
1 -		42.346	2:11.704	81.15	11.347	10:27:18.507
2 -	1:23.843	41.252	2:05.095	85.43	4.738	10:29:23.602
3 -	1:21.930	40.393	2:02.323 (3)	87.37	1.966	10:31:25.925
4 -	1:20.956	40.000	2:00.956 (2)	88.36	0.599	10:33:26.881
5 -	1:20.598	39.759	2:00.357 (1)	88.80		10:35:27.238

P5 66		Joe GOGGINS		Yamaha - Lexicon Racing		
IDEAL LAP TIME : 2:00.010		BEST LAP TIME : 2:00.010		DIFFERENCE : 0.000		
LAP	SECTOR 1	SECTOR 2	LAP TIME	MPH	DIFF	TIME OF DAY
1 -		42.583	2:11.536	81.25	11.526	10:27:18.339
2 -	1:24.654	41.359	2:06.013	84.81	6.003	10:29:24.352
3 -	1:21.193	40.639	2:01.832 (3)	87.72	1.822	10:31:26.184
4 -	1:20.746	40.416	2:01.162 (2)	88.21	1.152	10:33:27.346
5 -	1:20.156	39.854	2:00.010 (1)	89.05		10:35:27.356

P6 74 C		Joe MORPHETT		Yamaha -		
IDEAL LAP TIME : 1:59.936		BEST LAP TIME : 1:59.944		DIFFERENCE : 0.008		
LAP	SECTOR 1	SECTOR 2	LAP TIME	MPH	DIFF	TIME OF DAY
1 -		42.599	2:13.608	79.99	13.664	10:27:20.411
2 -	1:23.894	42.137	2:06.031	84.80	6.087	10:29:26.442
3 -	1:20.416	40.443	2:00.859 (3)	88.43	0.915	10:31:27.301
4 -	1:20.114	40.214	2:00.328 (2)	88.82	0.384	10:33:27.629
5 -	1:20.122	39.822	1:59.944 (1)	89.10		10:35:27.573

P7 173 C		Stephen DRAPER		Yamaha -		
IDEAL LAP TIME : 2:02.565		BEST LAP TIME : 2:02.779		DIFFERENCE : 0.214		
LAP	SECTOR 1	SECTOR 2	LAP TIME	MPH	DIFF	TIME OF DAY

Weather / Track : Cloudy / Dry

Snetterton 300

Circuit Length = 2.9689 miles

Start: 10:25 Flag 10:35 End: 10:37

BMCRC - MRO Championships 2015 - Rnd 2 @ Snetterton 300

Team Respro MRO 600 inc Clubman 600

RACE 1 - SECTOR ANALYSIS

SECTOR 1 = FL to I1, SECTOR 2 = I1 to I2, SECTOR 3 = I2 to FL, DIFF = Difference To Personal Best Lap

1 -		42.465		2:11.781	81.10	9.002	10:27:18.584
2 -	1:24.753	41.815		2:06.568	84.44	3.789	10:29:25.152
3 -	1:21.791	40.988		2:02.779 (1)	87.05		10:31:27.931
4 -	1:21.577	41.236		2:02.813 (2)	87.02	0.034	10:33:30.744
5 -	1:22.840	42.295		2:05.135 (3)	85.41	2.356	10:35:35.879

P8 52 Tommy PHILP		Yamaha - Berkshire Motorcycles Ltd					
IDEAL LAP TIME : 2:00.997		BEST LAP TIME : 2:00.997		DIFFERENCE : 0.000			
LAP	SECTOR 1	SECTOR 2	LAP TIME	MPH	DIFF	TIME OF DAY	
1 -		41.549	2:08.536	83.15	7.539	10:27:15.339	
2 -	1:35.571	41.906	2:17.477	77.74	16.480	10:29:32.816	
3 -	1:21.898	41.932	2:03.830 (3)	86.31	2.833	10:31:36.646	
4 -	1:22.026	41.200	2:03.226 (2)	86.73	2.229	10:33:39.872	
5 -	1:20.463	40.534	2:00.997 (1)	88.33		10:35:40.869	

P9 8 C Grant NEWSTEAD		Yamaha - Tinklers Motorcycles					
IDEAL LAP TIME : 2:04.512		BEST LAP TIME : 2:04.512		DIFFERENCE : 0.000			
LAP	SECTOR 1	SECTOR 2	LAP TIME	MPH	DIFF	TIME OF DAY	
1 -		42.667	2:13.577	80.01	9.065	10:27:20.380	
2 -	1:24.123	42.615	2:06.738	84.33	2.226	10:29:27.118	
3 -	1:23.564	41.807	2:05.371 (2)	85.25	0.859	10:31:32.489	
4 -	1:22.770	41.742	2:04.512 (1)	85.83		10:33:37.001	
5 -	1:23.517	41.997	2:05.514 (3)	85.15	1.002	10:35:42.515	

P10 46 Ashley BUXTON		Yamaha -					
IDEAL LAP TIME : 2:07.173		BEST LAP TIME : 2:07.478		DIFFERENCE : 0.305			
LAP	SECTOR 1	SECTOR 2	LAP TIME	MPH	DIFF	TIME OF DAY	
1 -		42.459	2:11.184	81.47	3.706	10:27:17.987	
2 -	1:25.328	43.074	2:08.402	83.23	0.924	10:29:26.389	
3 -	1:24.714	43.073	2:07.787 (3)	83.63	0.309	10:31:34.176	
4 -	1:24.794	42.684	2:07.478 (1)	83.84		10:33:41.654	
5 -	1:24.847	42.937	2:07.784 (2)	83.64	0.306	10:35:49.438	

P11 23 C Tom SMITH		Yamaha -					
IDEAL LAP TIME : 2:05.905		BEST LAP TIME : 2:05.905		DIFFERENCE : 0.000			
LAP	SECTOR 1	SECTOR 2	LAP TIME	MPH	DIFF	TIME OF DAY	
1 -		43.357	2:15.405	78.93	9.500	10:27:22.208	
2 -	1:24.236	43.684	2:07.920	83.55	2.015	10:29:30.128	
3 -	1:23.712	42.683	2:06.395 (2)	84.56	0.490	10:31:36.523	
4 -	1:23.478	42.427	2:05.905 (1)	84.89		10:33:42.428	
5 -	1:24.149	43.149	2:07.298 (3)	83.96	1.393	10:35:49.726	

P12 138 Scot ADAM		Triumph - Nemesis Transport Ltd					
IDEAL LAP TIME : 2:05.594		BEST LAP TIME : 2:05.594		DIFFERENCE : 0.000			
LAP	SECTOR 1	SECTOR 2	LAP TIME	MPH	DIFF	TIME OF DAY	
1 -		43.208	2:16.187	78.48	10.593	10:27:22.990	
2 -	1:25.309	43.367	2:08.676	83.06	3.082	10:29:31.666	
3 -	1:24.082	42.526	2:06.608 (2)	84.41	1.014	10:31:38.274	
4 -	1:23.547	42.047	2:05.594 (1)	85.10		10:33:43.868	
5 -	1:24.354	42.635	2:06.989 (3)	84.16	1.395	10:35:50.857	

P13 79 C David WAKE		Yamaha -					
IDEAL LAP TIME : 2:05.805		BEST LAP TIME : 2:05.894		DIFFERENCE : 0.089			
LAP	SECTOR 1	SECTOR 2	LAP TIME	MPH	DIFF	TIME OF DAY	
1 -		42.566	2:16.839	78.10	10.945	10:27:23.642	
2 -	1:24.551	42.387	2:06.938 (2)	84.19	1.044	10:29:30.580	
3 -	1:24.583	42.563	2:07.146 (3)	84.06	1.252	10:31:37.726	
4 -	1:23.418	42.476	2:05.894 (1)	84.89		10:33:43.620	

Weather / Track : Cloudy / Dry

Snetterton 300

Circuit Length = 2.9689 miles

Start: 10:25 Flag 10:35 End: 10:37

BMCRC - MRO Championships 2015 - Rnd 2 @ Snetterton 300

Team Respro MRO 600 inc Clubman 600

RACE 1 - SECTOR ANALYSIS

SECTOR 1 = FL to I1, SECTOR 2 = I1 to I2, SECTOR 3 = I2 to FL, DIFF = Difference To Personal Best Lap

5 - 1:24.406 42.899 2:07.305 83.95 1.411 10:35:50.925

P14 38		David HEWSON		Yamaha - Obsession Engineering Limited			
IDEAL LAP TIME : 2:06.285		BEST LAP TIME : 2:06.285		DIFFERENCE : 0.000			
LAP	SECTOR 1	SECTOR 2	LAP TIME	MPH	DIFF	TIME OF DAY	
1 -		44.444	2:21.092	75.75	14.807	10:27:27.895	
2 -	1:25.714	43.113	2:08.827	82.96	2.542	10:29:36.722	
3 -	1:25.157	42.879	2:08.036 (3)	83.47	1.751	10:31:44.758	
4 -	1:24.650	42.167	2:06.817 (2)	84.27	0.532	10:33:51.575	
5 -	1:24.171	42.114	2:06.285 (1)	84.63		10:35:57.860	

P15 40		David SHELVEY		Suzuki -			
IDEAL LAP TIME : 2:04.879		BEST LAP TIME : 2:04.889		DIFFERENCE : 0.010			
LAP	SECTOR 1	SECTOR 2	LAP TIME	MPH	DIFF	TIME OF DAY	
1 -		45.401	2:23.334	74.56	18.445	10:27:30.137	
2 -	1:27.693	44.223	2:11.916	81.02	7.027	10:29:42.053	
3 -	1:23.484	43.803	2:07.287 (3)	83.96	2.398	10:31:49.340	
4 -	1:23.070	41.837	2:04.907 (2)	85.56	0.018	10:33:54.247	
5 -	1:23.080	41.809	2:04.889 (1)	85.58		10:35:59.136	

P16 63 C		Nico CIPRIANO		Yamaha -			
IDEAL LAP TIME : 2:07.666		BEST LAP TIME : 2:07.667		DIFFERENCE : 0.001			
LAP	SECTOR 1	SECTOR 2	LAP TIME	MPH	DIFF	TIME OF DAY	
1 -		44.431	2:20.271	76.19	12.604	10:27:27.074	
2 -	1:25.961	44.274	2:10.235	82.06	2.568	10:29:37.309	
3 -	1:25.581	44.568	2:10.149 (3)	82.12	2.482	10:31:47.458	
4 -	1:25.296	42.990	2:08.286 (2)	83.31	0.619	10:33:55.744	
5 -	1:24.676	42.991	2:07.667 (1)	83.71		10:36:03.411	

P17 187 C		Michael HALL		Kawasaki -			
IDEAL LAP TIME : 2:06.850		BEST LAP TIME : 2:06.850		DIFFERENCE : 0.000			
LAP	SECTOR 1	SECTOR 2	LAP TIME	MPH	DIFF	TIME OF DAY	
1 -		45.860	2:22.611	74.94	15.761	10:27:29.414	
2 -	1:26.478	44.276	2:10.754	81.74	3.904	10:29:40.168	
3 -	1:25.041	44.233	2:09.274 (3)	82.67	2.424	10:31:49.442	
4 -	1:24.226	42.624	2:06.850 (1)	84.25		10:33:56.292	
5 -	1:24.846	43.023	2:07.869 (2)	83.58	1.019	10:36:04.161	

P18 27 C		Rob EYRE		Triumph -			
IDEAL LAP TIME : 2:09.254		BEST LAP TIME : 2:09.607		DIFFERENCE : 0.353			
LAP	SECTOR 1	SECTOR 2	LAP TIME	MPH	DIFF	TIME OF DAY	
1 -		45.404	2:22.244	75.13	12.637	10:27:29.047	
2 -	1:27.971	43.570	2:11.541	81.25	1.934	10:29:40.588	
3 -	1:26.963	43.036	2:09.999 (2)	82.21	0.392	10:31:50.587	
4 -	1:26.218	43.389	2:09.607 (1)	82.46		10:34:00.194	
5 -	1:27.149	43.151	2:10.300 (3)	82.02	0.693	10:36:10.494	

P19 19		Dan WRIGHT		Suzuki -			
IDEAL LAP TIME : 2:10.306		BEST LAP TIME : 2:10.525		DIFFERENCE : 0.219			
LAP	SECTOR 1	SECTOR 2	LAP TIME	MPH	DIFF	TIME OF DAY	
1 -		45.259	2:23.080	74.69	12.555	10:27:29.883	
2 -	1:27.722	44.327	2:12.049	80.94	1.524	10:29:41.932	
3 -	1:26.497	44.028	2:10.525 (1)	81.88		10:31:52.457	
4 -	1:26.740	43.911	2:10.651 (2)	81.80	0.126	10:34:03.108	
5 -	1:26.395	44.266	2:10.661 (3)	81.80	0.136	10:36:13.769	

Weather / Track : Cloudy / Dry

Snetterton 300
Circuit Length = 2.9689 miles
Start: 10:25 Flag 10:35 End: 10:37

BMCRC - MRO Championships 2015 - Rnd 2 @ Snetterton 300

Team Respro MRO 600 inc Clubman 600

RACE 1 - SECTOR ANALYSIS

SECTOR 1 = FL to I1, SECTOR 2 = I1 to I2, SECTOR 3 = I2 to FL, DIFF = Difference To Personal Best Lap

P20 33		Aaron CLARKE		Kawasaki -		
IDEAL LAP TIME : 2:09.851		BEST LAP TIME : 2:09.993		DIFFERENCE : 0.142		
LAP	SECTOR 1	SECTOR 2	LAP TIME	MPH	DIFF	TIME OF DAY
1 -		44.847	2:34.862	69.01	24.869	10:27:41.665
2 -	1:31.398	47.225	2:18.623	77.10	8.630	10:30:00.288
3 -	1:27.121	43.560	2:10.681 (2)	81.78	0.688	10:32:10.969
4 -	1:28.411	43.793	2:12.204 (3)	80.84	2.211	10:34:23.173
5 -	1:26.291	43.702	2:09.993 (1)	82.22		10:36:33.166

P21 120 C		David COMBRINCK		Kawasaki -		
IDEAL LAP TIME : 2:11.935		BEST LAP TIME : 2:11.935		DIFFERENCE : 0.000		
LAP	SECTOR 1	SECTOR 2	LAP TIME	MPH	DIFF	TIME OF DAY
1 -		46.409	2:30.608	70.96	18.673	10:27:37.411
2 -	1:31.763	44.854	2:16.617	78.23	4.682	10:29:54.028
3 -	1:28.178	44.648	2:12.826 (2)	80.46	0.891	10:32:06.854
4 -	1:29.726	45.179	2:14.905 (3)	79.22	2.970	10:34:21.759
5 -	1:27.778	44.157	2:11.935 (1)	81.01		10:36:33.694

P22 5		Tom DEAN		Yamaha - Performance Fitness Gym Eastbourne		
IDEAL LAP TIME : 2:15.082		BEST LAP TIME : 2:15.104		DIFFERENCE : 0.022		
LAP	SECTOR 1	SECTOR 2	LAP TIME	MPH	DIFF	TIME OF DAY
1 -		46.432	2:22.626	74.93	7.522	10:27:29.429
2 -	1:31.792	46.610	2:18.402	77.22	3.298	10:29:47.831
3 -	1:31.530	46.475	2:18.005 (3)	77.44	2.901	10:32:05.836
4 -	1:31.781	45.303	2:17.084 (2)	77.96	1.980	10:34:22.920
5 -	1:29.779	45.325	2:15.104 (1)	79.11		10:36:38.024

P23 9 C		Chris LAY		Yamaha -		
IDEAL LAP TIME : 2:14.795		BEST LAP TIME : 2:15.010		DIFFERENCE : 0.215		
LAP	SECTOR 1	SECTOR 2	LAP TIME	MPH	DIFF	TIME OF DAY
1 -		46.780	2:29.556	71.46	14.546	10:27:36.359
2 -	1:29.855	45.303	2:15.158 (2)	79.07	0.148	10:29:51.517
3 -	1:30.127	45.095	2:15.222 (3)	79.04	0.212	10:32:06.739
4 -	1:31.631	45.083	2:16.714	78.17	1.704	10:34:23.453
5 -	1:29.712	45.298	2:15.010 (1)	79.16		10:36:38.463

P24 73		Sarah JORDAN		Triumph - Bernard Elliott Racing		
IDEAL LAP TIME : 2:12.023		BEST LAP TIME : 2:12.023		DIFFERENCE : 0.000		
LAP	SECTOR 1	SECTOR 2	LAP TIME	MPH	DIFF	TIME OF DAY
1 -		47.145	2:30.482	71.02	18.459	10:27:37.285
2 -	1:34.278	46.008	2:20.286	76.18	8.263	10:29:57.571
3 -	1:30.532	45.145	2:15.677 (3)	78.77	3.654	10:32:13.248
4 -	1:28.802	44.540	2:13.342 (2)	80.15	1.319	10:34:26.590
5 -	1:27.970	44.053	2:12.023 (1)	80.95		10:36:38.613

P25 131 C		Emma SELWAY		Yamaha -		
IDEAL LAP TIME : 2:14.307		BEST LAP TIME : 2:14.525		DIFFERENCE : 0.218		
LAP	SECTOR 1	SECTOR 2	LAP TIME	MPH	DIFF	TIME OF DAY
1 -		47.208	2:32.088	70.27	17.563	10:27:38.891
2 -	1:33.666	47.043	2:20.709	75.95	6.184	10:29:59.600
3 -	1:30.425	45.907	2:16.332 (3)	78.39	1.807	10:32:15.932
4 -	1:29.783	45.279	2:15.062 (2)	79.13	0.537	10:34:30.994
5 -	1:29.028	45.497	2:14.525 (1)	79.45		10:36:45.519

P26 36 C		Karl FITT		Kawasaki -		
IDEAL LAP TIME : 2:14.285		BEST LAP TIME : 2:14.285		DIFFERENCE : 0.000		
LAP	SECTOR 1	SECTOR 2	LAP TIME	MPH	DIFF	TIME OF DAY

Weather / Track : Cloudy / Dry

Snetterton 300
Circuit Length = 2.9689 miles
Start: 10:25 Flag 10:35 End: 10:37

BMCRC - MRO Championships 2015 - Rnd 2 @ Snetterton 300

Team Respro MRO 600 inc Clubman 600

RACE 1 - SECTOR ANALYSIS

SECTOR 1 = FL to I1, SECTOR 2 = I1 to I2, SECTOR 3 = I2 to FL, DIFF = Difference To Personal Best Lap

1 -		45.917	2:28.062	72.18	13.777	10:27:34.865
2 -	1:30.320	45.285	2:15.605 (2)	78.81	1.320	10:29:50.470
3 -	1:29.276	45.009	2:14.285 (1)	79.59		10:32:04.755
4 -	1:31.029	46.220	2:17.249 (3)	77.87	2.964	10:34:22.004
5 -	1:36.913	49.166	2:26.079	73.16	11.794	10:36:48.083

P27 50 Paul WILSON	Yamaha -	
IDEAL LAP TIME : 2:21.071	BEST LAP TIME : 2:21.122	DIFFERENCE : 0.051

LAP	SECTOR 1	SECTOR 2	LAP TIME	MPH	DIFF	TIME OF DAY
1 -		46.975	2:31.511	70.54	10.389	10:27:38.314
2 -	1:35.209	47.970	2:23.179 (3)	74.64	2.057	10:30:01.493
3 -	1:34.096	47.026	2:21.122 (1)	75.73		10:32:22.615
4 -	1:35.315	47.157	2:22.472 (2)	75.01	1.350	10:34:45.087
5 -	1:38.999	49.817	2:28.816	71.82	7.694	10:37:13.903

P28 39 Shane SMITH	Triumph - Ridemoto.com	
IDEAL LAP TIME : 2:06.694	BEST LAP TIME : 2:14.447	DIFFERENCE : 7.753

LAP	SECTOR 1	SECTOR 2	LAP TIME	MPH	DIFF	TIME OF DAY
-----	----------	----------	----------	-----	------	-------------

1 -		43.065	2:14.447 (1)	79.49		10:27:21.250
-----	--	---------------	---------------------	--------------	--	---------------------

P29 41 Luke HARRIS	Yamaha - Go Racing/Nexx/Forma/ELP	
IDEAL LAP TIME : 2:23.689	BEST LAP TIME : 2:29.971	DIFFERENCE : 6.282

LAP	SECTOR 1	SECTOR 2	LAP TIME	MPH	DIFF	TIME OF DAY
-----	----------	----------	----------	-----	------	-------------

1 -		47.992	2:29.971 (1)	71.26		10:27:36.774
-----	--	---------------	---------------------	--------------	--	---------------------

BMCRC - MRO Championships 2015 - Rnd 2 @ Snetterton 300

Team Respro MRO 600 inc Clubman 600

RACE 1 - BEST SECTORS

SECTOR 1			SECTOR 2			IDEAL / BEST COMPARISON						
POS	NO	NAME	TIME	NO	NAME	TIME	POS	NO	NAME	IDEAL	BEST	DIFF
									PERFECT LAP	1:58.999		
1	21	TRUELOVE	1:19.240	76	KING	39.759	1	21	TRUELOVE	1:59.341	1:59.341	0.000
2	95	TRUELOVE	1:19.478	74	MORPHETT	39.822	2	95	TRUELOVE	1:59.702	1:59.702	0.000
3	15	LEA	1:19.589	66	GOGGINS	39.854	3	15	LEA	1:59.751	1:59.751	0.000
4	74	MORPHETT	1:20.114	21	TRUELOVE	40.101	4	74	MORPHETT	1:59.936	1:59.944	0.008
5	66	GOGGINS	1:20.156	15	LEA	40.162	5	66	GOGGINS	2:00.010	2:00.010	0.000
6	52	PHILP	1:20.463	95	TRUELOVE	40.224	6	76	KING	2:00.357	2:00.357	0.000
7	76	KING	1:20.598	52	PHILP	40.534	7	52	PHILP	2:00.997	2:00.997	0.000
8	173	DRAPER	1:21.577	173	DRAPER	40.988	8	173	DRAPER	2:02.565	2:02.779	0.214
9	8	NEWSTEAD	1:22.770	8	NEWSTEAD	41.742	9	8	NEWSTEAD	2:04.512	2:04.512	0.000
10	40	SHELVEY	1:23.070	40	SHELVEY	41.809	10	40	SHELVEY	2:04.879	2:04.889	0.010
11	79	WAKE	1:23.418	138	ADAM	42.047	11	138	ADAM	2:05.594	2:05.594	0.000
12	23	SMITH	1:23.478	38	HEWSON	42.114	12	79	WAKE	2:05.805	2:05.894	0.089
13	138	ADAM	1:23.547	79	WAKE	42.387	13	23	SMITH	2:05.905	2:05.905	0.000
14	39	SMITH	1:23.629	23	SMITH	42.427	14	38	HEWSON	2:06.285	2:06.285	0.000
15	38	HEWSON	1:24.171	46	BUXTON	42.459	15	39	SMITH	2:06.694	2:14.447	7.753
16	187	HALL	1:24.226	187	HALL	42.624	16	187	HALL	2:06.850	2:06.850	0.000
17	63	CIPRIANO	1:24.676	63	CIPRIANO	42.990	17	46	BUXTON	2:07.173	2:07.478	0.305
18	46	BUXTON	1:24.714	27	EYRE	43.036	18	63	CIPRIANO	2:07.666	2:07.667	0.001
19	27	EYRE	1:26.218	39	SMITH	43.065	19	27	EYRE	2:09.254	2:09.607	0.353
20	33	CLARKE	1:26.291	33	CLARKE	43.560	20	33	CLARKE	2:09.851	2:09.993	0.142
21	19	WRIGHT	1:26.395	19	WRIGHT	43.911	21	19	WRIGHT	2:10.306	2:10.525	0.219
22	120	COMBRINCK	1:27.778	73	JORDAN	44.053	22	120	COMBRINCK	2:11.935	2:11.935	0.000
23	73	JORDAN	1:27.970	120	COMBRINCK	44.157	23	73	JORDAN	2:12.023	2:12.023	0.000
24	131	SELWAY	1:29.028	36	FITT	45.009	24	36	FITT	2:14.285	2:14.285	0.000
25	36	FITT	1:29.276	9	LAY	45.083	25	131	SELWAY	2:14.307	2:14.525	0.218
26	9	LAY	1:29.712	131	SELWAY	45.279	26	9	LAY	2:14.795	2:15.010	0.215
27	5	DEAN	1:29.779	5	DEAN	45.303	27	5	DEAN	2:15.082	2:15.104	0.022
28	50	WILSON	1:34.096	50	WILSON	46.975	28	50	WILSON	2:21.071	2:21.122	0.051
29	41	HARRIS	1:35.697	41	HARRIS	47.992	29	41	HARRIS	2:23.689	2:29.971	6.282
30												
31												
32												

Weather / Track : Cloudy / Dry

Results can be found at www.tsl-timing.com

Snetterton 300

Circuit Length = 2.9689 miles

Start: 10:25 Flag 10:35 End: 10:37

Printed - 10:38 Sunday, 26 April 2015

BMCRC - MRO Championships 2015 - Rnd 2 @ Snetterton 300

Team Respro MRO 600 inc Clubman 600

RACE 12 - GRID (5 Laps)

ROW 12	36	422 Ben DOOLAN	35	61 Olly SAVAGE	34	54 Christopher BECK	
ROW 11		33	87 Simon SCHUG	32	55 Paul GARNER	31	32 Mark PIPER
ROW 10	30	59 Simon TUCKER	29	41 Luke HARRIS	28	39 Shane SMITH	
ROW 9		27	50 Paul WILSON	26	36 Karl FITT	25	131 Emma SELWAY
ROW 8	24	73 Sarah JORDAN	23	9 Chris LAY	22	5 Tom DEAN	
ROW 7		21	120 David COMBRINCK	20	33 Aaron CLARKE	19	19 Dan WRIGHT
ROW 6	18	27 Rob EYRE	17	187 Michael HALL	16	63 Nico CIPRIANO	
ROW 5		15	40 David SHELVEY	14	38 David HEWSON	13	79 David WAKE
ROW 4	12	138 Scot ADAM	11	23 Tom SMITH	10	46 Ashley BUXTON	
ROW 3		9	8 Grant NEWSTEAD	8	52 Tommy PHILP	7	173 Stephen DRAPER
ROW 2	6	74 Joe MORPHETT	5	66 Joe GOGGINS	4	76 Charlie KING	
ROW 1		3	95 Matt TRUELOVE	2	21 Harry TRUELOVE	1	15 John LEA
							Pole

Snetterton 300
Circuit Length = 2.9689 miles

These results are provisional until the conclusion of any judicial and technical matters.

Clerk Of Course :	Timekeeper :
-------------------	--------------

Results can be found at www.tsl-timing.com

Printed - 10:41 Sunday, 26 April 2015



BMCRC - MRO Championships 2015 - Rnd 2 @ Snetterton 300

Team Respro MRO 600 inc Clubman 600

RACE 12 - CLASSIFICATION

POS	NO	CL	PIC NAME	ENTRY	LAPS	TIME	GAP	DIFF	MPH	BEST	ON
1	15		1 John LEA	Triumph -	5	9:50.511			90.49	1:56.618	4
2	52		2 Tommy PHILP	Yamaha - Berkshire Motorcycles Ltd	5	9:53.314	2.803	2.803	90.07	1:56.363	4
3	66		3 Joe GOGGINS	Yamaha - Lexicon Racing	5	9:58.844	8.333	5.530	89.23	1:58.046	4
4	76		4 Charlie KING	Kawasaki -	5	9:58.883	8.372	0.039	89.23	1:58.277	4
5	95		5 Matt TRUELOVE	Yamaha -	5	9:59.257	8.746	0.374	89.17	1:58.302	3
6	21	C	1 Harry TRUELOVE	Yamaha -	5	9:59.348	8.837	0.091	89.16	1:57.958	3
7	173	C	2 Stephen DRAPER	Yamaha -	5	10:02.651	12.140	3.303	88.67	1:58.411	3
8	74	C	3 Joe MORPHETT	Yamaha -	5	10:09.339	18.828	6.688	87.70	1:58.928	3
9	8	C	4 Grant NEWSTEAD	Yamaha - Tinklers Motorcycles	5	10:21.165	30.654	11.826	86.03	2:02.093	5
10	5		6 Tom DEAN	Yamaha - Performance Fitness Gym Eastbourne	5	10:23.182	32.671	2.017	85.75	2:01.497	5
11	33		7 Aaron CLARKE	Kawasaki -	5	10:24.010	33.499	0.828	85.64	2:00.585	5
12	23	C	5 Tom SMITH	Yamaha -	5	10:26.795	36.284	2.785	85.25	2:03.736	5
13	79	C	6 David WAKE	Yamaha -	5	10:27.343	36.832	0.548	85.18	2:03.823	5
14	38		8 David HEWSON	Yamaha - Obsession Engineering Limited	5	10:29.082	38.571	1.739	84.94	2:03.668	4
15	41		9 Luke HARRIS	Yamaha - Go Racing/Nexx/Forma/ELP	5	10:29.765	39.254	0.683	84.85	2:03.171	2
16	138		10 Scot ADAM	Triumph - Nemesis Transport Ltd	5	10:29.860	39.349	0.095	84.84	2:03.548	3
17	40		11 David SHELVEY	Suzuki -	5	10:29.971	39.460	0.111	84.82	2:03.863	5
18	63	C	7 Nico CIPRIANO	Yamaha -	5	10:30.617	40.106	0.646	84.74	2:02.870	5
19	59	C	8 Simon TUCKER	Yamaha - Area51racing	5	10:30.967	40.456	0.350	84.69	2:00.788	5
20	187	C	9 Michael HALL	Kawasaki -	5	10:31.163	40.652	0.196	84.66	2:03.925	4
21	39		12 Shane SMITH	Triumph - Ridemoto.com	5	10:41.311	50.800	10.148	83.32	2:04.486	3
22	32	C	10 Mark PIPER	Yamaha -	5	10:50.274	59.763	8.963	82.18	2:06.662	5
23	36	C	11 Karl FITT	Kawasaki -	5	10:51.747	1:01.236	1.473	81.99	2:06.520	5
24	19		13 Dan WRIGHT	Suzuki -	5	10:52.402	1:01.891	0.655	81.91	2:08.619	3
25	131	C	12 Emma SELWAY	Yamaha -	5	10:56.150	1:05.639	3.748	81.44	2:08.013	4
26	120	C	13 David COMBRINCK	Kawasaki -	5	10:57.549	1:07.038	1.399	81.27	2:08.953	5
27	87	C	14 Simon SCHUG	Yamaha - More Moto/ MAK Fencing	5	10:58.082	1:07.571	0.533	81.20	2:08.485	4
28	73		14 Sarah JORDAN	Triumph - Bernard Elliott Racing	5	10:58.207	1:07.696	0.125	81.19	2:08.710	4
29	9	C	15 Chris LAY	Yamaha -	5	10:58.463	1:07.952	0.256	81.15	2:08.590	5
30	55	C	16 Paul GARNER	Yamaha - Area 51 Racing	5	10:59.422	1:08.911	0.959	81.04	2:08.393	5

NOT CLASSIFIED

DNF	46		Ashley BUXTON	Yamaha -	3	5:57.525	2 Laps	2 Laps	89.68	1:56.542	3
-----	----	--	---------------	----------	---	----------	--------	--------	-------	----------	---

FASTEST LAP

	52		Tommy PHILP	Yamaha - Berkshire Motorcycles Ltd	4	1:56.363			91.85 mph	147.82 kph	
	21	C	Harry TRUELOVE	Yamaha -	3	1:57.958			90.60 mph	145.82 kph	

Class - 90% of Race Speed = 81.44 mph
 Class C - 90% of Race Speed = 80.24 mph

Snetterton 300
 Circuit Length = 2.9689 miles
 Start: 14:34 Flag 14:44 End: 14:45

Weather / Track : Cloudy / Dry

These results are provisional until the conclusion of any judicial and technical matters.

Clerk Of Course :	Timekeeper :
-------------------	--------------

Results can be found at www.tsl-timing.com

Printed - 14:46 Sunday, 26 April 2015



BMCRC - MRO Championships 2015 - Rnd 2 @ Snetterton 300

Team Respro MRO 600 inc Clubman 600

RACE 12 - LAP CHART

LAP 1 @ 14:36:23.007			LAP 2 @ 14:38:20.186			LAP 3 @ 14:40:16.835			LAP 4 @ 14:42:13.453			LAP 5 @ 14:44:10.914		
NO	BEHIND	LAP TIME	NO	BEHIND	LAP TIME	NO	BEHIND	LAP TIME	NO	BEHIND	LAP TIME	NO	BEHIND	LAP TIME
15		2:02.604	15		1:57.179	15		1:56.649	15		1:56.618	15		1:57.461
21	0.974	2:03.578	46	1.200	1:56.809	46	1.093	1:56.542	52	2.976	1:56.363	52	2.803	1:57.288
95	1.268	2:03.872	52	2.618	1:57.626	52	3.231	1:57.262	21	6.553	1:58.598	66	8.333	1:58.471
76	1.475	2:04.079	95	2.700	1:58.611	95	4.353	1:58.302	95	6.685	1:58.950	76	8.372	1:58.641
46	1.570	2:04.174	21	3.264	1:59.469	21	4.573	1:57.958	76	7.192	1:58.277	95	8.746	1:59.522
52	2.171	2:04.775	76	3.525	1:59.229	76	5.533	1:58.657	66	7.323	1:58.046	21	8.837	1:59.745
66	2.406	2:05.010	66	4.084	1:58.857	66	5.895	1:58.460	173	9.575	1:59.496	173	12.140	2:00.026
173	3.199	2:05.803	173	4.935	1:58.915	173	6.697	1:58.411	74	10.458	1:59.502	74	18.828	2:05.831
74	3.503	2:06.107	74	5.295	1:58.971	74	7.574	1:58.928	8	26.022	2:02.996	8	30.654	2:02.093
79	7.258	2:09.862	8	13.349	2:03.176	8	19.644	2:02.944	5	28.635	2:02.162	5	32.671	2:01.497
8	7.352	2:09.956	79	14.404	2:04.325	79	22.309	2:04.554	23	30.009	2:04.231	33	33.499	2:00.585
23	7.821	2:10.425	23	14.633	2:03.991	23	22.396	2:04.412	33	30.375	2:03.185	23	36.284	2:03.736
187	8.334	2:10.938	187	16.062	2:04.907	5	23.091	2:02.347	79	30.470	2:04.779	79	36.832	2:03.823
38	8.585	2:11.189	38	16.526	2:05.120	33	23.808	2:03.274	187	31.912	2:03.925	38	38.571	2:03.973
40	9.217	2:11.821	40	16.606	2:04.568	187	24.605	2:05.192	38	32.059	2:03.668	41	39.254	2:04.116
138	9.446	2:12.050	33	17.183	2:03.819	38	25.009	2:05.132	41	32.599	2:03.704	138	39.349	2:04.092
5	9.537	2:12.141	5	17.393	2:05.035	138	25.094	2:03.548	138	32.718	2:04.242	40	39.460	2:03.863
33	10.543	2:13.147	41	17.794	2:03.171	41	25.513	2:04.368	40	33.058	2:04.131	63	40.106	2:02.870
63	10.797	2:13.401	138	18.195	2:05.928	40	25.545	2:05.588	63	34.697	2:04.173	59	40.456	2:00.788
41	11.802	2:14.406	63	19.631	2:06.013	63	27.142	2:04.160	59	37.129	2:03.050	187	40.652	2:06.201
39	12.078	2:14.682	39	19.689	2:04.790	39	27.526	2:04.486	39	40.325	2:09.417	39	50.800	2:07.936
59	12.409	2:15.013	59	23.368	2:08.138	59	30.697	2:03.978	32	50.562	2:07.816	32	59.763	2:06.662
19	14.596	2:17.200	19	26.264	2:08.847	19	38.234	2:08.619	19	50.597	2:08.981	36	1:01.236	2:06.520
120	15.581	2:18.185	32	27.995	2:08.989	32	39.364	2:08.018	36	52.177	2:06.994	19	1:01.891	2:08.755
32	16.185	2:18.789	120	28.870	2:10.468	36	41.801	2:09.553	131	55.070	2:08.013	131	1:05.639	2:08.030
73	16.316	2:18.920	36	28.897	2:09.690	120	43.095	2:10.874	120	55.546	2:09.069	120	1:07.038	2:08.953
36	16.386	2:18.990	73	29.363	2:10.226	73	43.591	2:10.877	73	55.683	2:08.710	87	1:07.571	2:09.067
9	16.839	2:19.443	9	30.223	2:10.563	131	43.675	2:09.352	87	55.965	2:08.485	73	1:07.696	2:09.474
87	17.445	2:20.049	87	30.736	2:10.470	87	44.098	2:10.011	9	56.823	2:08.751	9	1:07.952	2:08.590
131	17.879	2:20.483	131	30.972	2:10.272	9	44.690	2:11.116	55	57.979	2:08.544	55	1:08.911	2:08.393
55	20.035	2:22.639	55	33.497	2:10.641	55	46.053	2:09.205						

Weather / Track : Cloudy / Dry

Snetterton 300

Circuit Length = 2.9689 miles

Start: 14:34 Flag 14:44 End: 14:45

Results can be found at www.tsl-timing.com

Printed - 14:47 Sunday, 26 April 2015

BMCRC - MRO Championships 2015 - Rnd 2 @ Snetterton 300

Team Respro MRO 600 inc Clubman 600

RACE 12 - SECTOR ANALYSIS

SECTOR 1 = FL to I1, SECTOR 2 = I1 to I2, SECTOR 3 = I2 to FL, DIFF = Difference To Personal Best Lap

P1 15		John LEA		Triumph -		
IDEAL LAP TIME : 1:56.559		BEST LAP TIME : 1:56.618		DIFFERENCE : 0.059		
LAP	SECTOR 1	SECTOR 2	LAP TIME	MPH	DIFF	TIME OF DAY
1 -		39.219	2:02.604	87.17	5.986	14:36:23.007
2 -	1:18.339	38.840	1:57.179 (3)	91.21	0.561	14:38:20.186
3 -	1:17.798	38.851	1:56.649 (2)	91.62	0.031	14:40:16.835
4 -	1:17.857	38.761	1:56.618 (1)	91.65		14:42:13.453
5 -	1:18.371	39.090	1:57.461	90.99	0.843	14:44:10.914

P2 52		Tommy PHILP		Yamaha - Berkshire Motorcycles Ltd		
IDEAL LAP TIME : 1:56.237		BEST LAP TIME : 1:56.363		DIFFERENCE : 0.126		
LAP	SECTOR 1	SECTOR 2	LAP TIME	MPH	DIFF	TIME OF DAY
1 -		39.235	2:04.775	85.65	8.412	14:36:25.178
2 -	1:18.485	39.141	1:57.626	90.86	1.263	14:38:22.804
3 -	1:18.362	38.900	1:57.262 (2)	91.14	0.899	14:40:20.066
4 -	1:17.337	39.026	1:56.363 (1)	91.85		14:42:16.429
5 -	1:17.863	39.425	1:57.288 (3)	91.12	0.925	14:44:13.717

P3 66		Joe GOGGINS		Yamaha - Lexicon Racing		
IDEAL LAP TIME : 1:57.865		BEST LAP TIME : 1:58.046		DIFFERENCE : 0.181		
LAP	SECTOR 1	SECTOR 2	LAP TIME	MPH	DIFF	TIME OF DAY
1 -		39.447	2:05.010	85.49	6.964	14:36:25.413
2 -	1:19.324	39.533	1:58.857	89.92	0.811	14:38:24.270
3 -	1:18.837	39.623	1:58.460 (2)	90.22	0.414	14:40:22.730
4 -	1:18.558	39.488	1:58.046 (1)	90.54		14:42:20.776
5 -	1:19.164	39.307	1:58.471 (3)	90.21	0.425	14:44:19.247

P4 76		Charlie KING		Kawasaki -		
IDEAL LAP TIME : 1:58.057		BEST LAP TIME : 1:58.277		DIFFERENCE : 0.220		
LAP	SECTOR 1	SECTOR 2	LAP TIME	MPH	DIFF	TIME OF DAY
1 -		39.400	2:04.079	86.13	5.802	14:36:24.482
2 -	1:20.001	39.228	1:59.229	89.64	0.952	14:38:23.711
3 -	1:19.140	39.517	1:58.657 (3)	90.07	0.380	14:40:22.368
4 -	1:18.829	39.448	1:58.277 (1)	90.36		14:42:20.645
5 -	1:19.332	39.309	1:58.641 (2)	90.08	0.364	14:44:19.286

P5 95		Matt TRUELOVE		Yamaha -		
IDEAL LAP TIME : 1:58.145		BEST LAP TIME : 1:58.302		DIFFERENCE : 0.157		
LAP	SECTOR 1	SECTOR 2	LAP TIME	MPH	DIFF	TIME OF DAY
1 -		39.383	2:03.872	86.28	5.570	14:36:24.275
2 -	1:19.314	39.297	1:58.611 (2)	90.11	0.309	14:38:22.886
3 -	1:18.848	39.454	1:58.302 (1)	90.34		14:40:21.188
4 -	1:19.270	39.680	1:58.950 (3)	89.85	0.648	14:42:20.138
5 -	1:19.872	39.650	1:59.522	89.42	1.220	14:44:19.660

P6 21 C		Harry TRUELOVE		Yamaha -		
IDEAL LAP TIME : 1:57.877		BEST LAP TIME : 1:57.958		DIFFERENCE : 0.081		
LAP	SECTOR 1	SECTOR 2	LAP TIME	MPH	DIFF	TIME OF DAY
1 -		39.368	2:03.578	86.48	5.620	14:36:23.981
2 -	1:20.131	39.338	1:59.469 (3)	89.46	1.511	14:38:23.450
3 -	1:18.539	39.419	1:57.958 (1)	90.60		14:40:21.408
4 -	1:18.716	39.882	1:58.598 (2)	90.12	0.640	14:42:20.006
5 -	1:20.200	39.545	1:59.745	89.25	1.787	14:44:19.751

P7 173 C		Stephen DRAPER		Yamaha -		
IDEAL LAP TIME : 1:58.411		BEST LAP TIME : 1:58.411		DIFFERENCE : 0.000		
LAP	SECTOR 1	SECTOR 2	LAP TIME	MPH	DIFF	TIME OF DAY
1 -		39.368	2:03.578	86.48	5.620	14:36:23.981
2 -	1:20.131	39.338	1:59.469 (3)	89.46	1.511	14:38:23.450
3 -	1:18.539	39.419	1:57.958 (1)	90.60		14:40:21.408
4 -	1:18.716	39.882	1:58.598 (2)	90.12	0.640	14:42:20.006
5 -	1:20.200	39.545	1:59.745	89.25	1.787	14:44:19.751

Weather / Track : Cloudy / Dry

Snetterton 300
Circuit Length = 2.9689 miles
Start: 14:34 Flag 14:44 End: 14:45

BMCRC - MRO Championships 2015 - Rnd 2 @ Snetterton 300

Team Respro MRO 600 inc Clubman 600

RACE 12 - SECTOR ANALYSIS

SECTOR 1 = FL to I1, SECTOR 2 = I1 to I2, SECTOR 3 = I2 to FL, DIFF = Difference To Personal Best Lap

1 -		39.865		2:05.803	84.95	7.392	14:36:26.206
2 -	1:19.309	39.606		1:58.915 (2)	89.88	0.504	14:38:25.121
3 -	1:18.966	39.445		1:58.411 (1)	90.26		14:40:23.532
4 -	1:19.258	40.238		1:59.496 (3)	89.44	1.085	14:42:23.028
5 -	1:19.409	40.617		2:00.026	89.04	1.615	14:44:23.054

P8 74 C Joe MORPHETT		Yamaha -					
IDEAL LAP TIME : 1:58.388		BEST LAP TIME : 1:58.928		DIFFERENCE : 0.540			
LAP	SECTOR 1	SECTOR 2	LAP TIME	MPH	DIFF	TIME OF DAY	
1 -		40.056	2:06.107	84.75	7.179	14:36:26.510	
2 -	1:19.406	39.565	1:58.971 (2)	89.83	0.043	14:38:25.481	
3 -	1:18.823	40.105	1:58.928 (1)	89.87		14:40:24.409	
4 -	1:19.124	40.378	1:59.502 (3)	89.43	0.574	14:42:23.911	
5 -	1:19.761	46.070	2:05.831	84.93	6.903	14:44:29.742	

P9 8 C Grant NEWSTEAD		Yamaha - Tinklers Motorcycles					
IDEAL LAP TIME : 2:02.093		BEST LAP TIME : 2:02.093		DIFFERENCE : 0.000			
LAP	SECTOR 1	SECTOR 2	LAP TIME	MPH	DIFF	TIME OF DAY	
1 -		40.990	2:09.956	82.24	7.863	14:36:30.359	
2 -	1:21.914	41.262	2:03.176	86.77	1.083	14:38:33.535	
3 -	1:21.852	41.092	2:02.944 (2)	86.93	0.851	14:40:36.479	
4 -	1:21.714	41.282	2:02.996 (3)	86.89	0.903	14:42:39.475	
5 -	1:21.224	40.869	2:02.093 (1)	87.54		14:44:41.568	

P10 5 Tom DEAN		Yamaha - Performance Fitness Gym Eastbourne					
IDEAL LAP TIME : 2:01.026		BEST LAP TIME : 2:01.497		DIFFERENCE : 0.471			
LAP	SECTOR 1	SECTOR 2	LAP TIME	MPH	DIFF	TIME OF DAY	
1 -		41.052	2:12.141	80.88	10.644	14:36:32.544	
2 -	1:22.467	42.568	2:05.035	85.48	3.538	14:38:37.579	
3 -	1:21.828	40.519	2:02.347 (3)	87.35	0.850	14:40:39.926	
4 -	1:21.760	40.402	2:02.162 (2)	87.49	0.665	14:42:42.088	
5 -	1:20.624	40.873	2:01.497 (1)	87.96		14:44:43.585	

P11 33 Aaron CLARKE		Kawasaki -					
IDEAL LAP TIME : 2:00.585		BEST LAP TIME : 2:00.585		DIFFERENCE : 0.000			
LAP	SECTOR 1	SECTOR 2	LAP TIME	MPH	DIFF	TIME OF DAY	
1 -		41.768	2:13.147	80.27	12.562	14:36:33.550	
2 -	1:21.815	42.004	2:03.819	86.32	3.234	14:38:37.369	
3 -	1:22.528	40.746	2:03.274 (3)	86.70	2.689	14:40:40.643	
4 -	1:22.059	41.126	2:03.185 (2)	86.76	2.600	14:42:43.828	
5 -	1:20.431	40.154	2:00.585 (1)	88.63		14:44:44.413	

P12 23 C Tom SMITH		Yamaha -					
IDEAL LAP TIME : 2:03.549		BEST LAP TIME : 2:03.736		DIFFERENCE : 0.187			
LAP	SECTOR 1	SECTOR 2	LAP TIME	MPH	DIFF	TIME OF DAY	
1 -		41.616	2:10.425	81.94	6.689	14:36:30.828	
2 -	1:22.410	41.581	2:03.991 (2)	86.20	0.255	14:38:34.819	
3 -	1:22.599	41.813	2:04.412	85.90	0.676	14:40:39.231	
4 -	1:22.896	41.335	2:04.231 (3)	86.03	0.495	14:42:43.462	
5 -	1:22.214	41.522	2:03.736 (1)	86.37		14:44:47.198	

P13 79 C David WAKE		Yamaha -					
IDEAL LAP TIME : 2:03.750		BEST LAP TIME : 2:03.823		DIFFERENCE : 0.073			
LAP	SECTOR 1	SECTOR 2	LAP TIME	MPH	DIFF	TIME OF DAY	
1 -		42.124	2:09.862	82.30	6.039	14:36:30.265	
2 -	1:22.333	41.992	2:04.325 (2)	85.96	0.502	14:38:34.590	
3 -	1:22.309	42.245	2:04.554 (3)	85.81	0.731	14:40:39.144	
4 -	1:23.338	41.441	2:04.779	85.65	0.956	14:42:43.923	

Weather / Track : Cloudy / Dry

Snetterton 300
Circuit Length = 2.9689 miles
Start: 14:34 Flag 14:44 End: 14:45

BMCRC - MRO Championships 2015 - Rnd 2 @ Snetterton 300

Team Respro MRO 600 inc Clubman 600

RACE 12 - SECTOR ANALYSIS

SECTOR 1 = FL to I1, SECTOR 2 = I1 to I2, SECTOR 3 = I2 to FL, DIFF = Difference To Personal Best Lap

5 - 1:22.341 41.482 **2:03.823 (1) 86.31** **14:44:47.746**

P14 38		David HEWSON		Yamaha - Obsession Engineering Limited		
IDEAL LAP TIME : 2:03.668		BEST LAP TIME : 2:03.668		DIFFERENCE : 0.000		
LAP	SECTOR 1	SECTOR 2	LAP TIME	MPH	DIFF	TIME OF DAY
1 -		41.456	2:11.189	81.47	7.521	14:36:31.592
2 -	1:23.243	41.877	2:05.120 (3)	85.42	1.452	14:38:36.712
3 -	1:23.151	41.981	2:05.132	85.41	1.464	14:40:41.844
4 -	1:22.296	41.372	2:03.668 (1)	86.42		14:42:45.512
5 -	1:22.476	41.497	2:03.973 (2)	86.21	0.305	14:44:49.485

P15 41		Luke HARRIS		Yamaha - Go Racing/Nexx/Forma/ELP		
IDEAL LAP TIME : 2:03.171		BEST LAP TIME : 2:03.171		DIFFERENCE : 0.000		
LAP	SECTOR 1	SECTOR 2	LAP TIME	MPH	DIFF	TIME OF DAY
1 -		41.752	2:14.406	79.52	11.235	14:36:34.809
2 -	1:22.127	41.044	2:03.171 (1)	86.77		14:38:37.980
3 -	1:22.787	41.581	2:04.368	85.93	1.197	14:40:42.348
4 -	1:22.135	41.569	2:03.704 (2)	86.40	0.533	14:42:46.052
5 -	1:22.250	41.866	2:04.116 (3)	86.11	0.945	14:44:50.168

P16 138		Scot ADAM		Triumph - Nemesis Transport Ltd		
IDEAL LAP TIME : 2:03.548		BEST LAP TIME : 2:03.548		DIFFERENCE : 0.000		
LAP	SECTOR 1	SECTOR 2	LAP TIME	MPH	DIFF	TIME OF DAY
1 -		41.830	2:12.050	80.93	8.502	14:36:32.453
2 -	1:22.717	43.211	2:05.928	84.87	2.380	14:38:38.381
3 -	1:22.111	41.437	2:03.548 (1)	86.50		14:40:41.929
4 -	1:22.634	41.608	2:04.242 (3)	86.02	0.694	14:42:46.171
5 -	1:22.541	41.551	2:04.092 (2)	86.13	0.544	14:44:50.263

P17 40		David SHELVEY		Suzuki -		
IDEAL LAP TIME : 2:03.678		BEST LAP TIME : 2:03.863		DIFFERENCE : 0.185		
LAP	SECTOR 1	SECTOR 2	LAP TIME	MPH	DIFF	TIME OF DAY
1 -		41.804	2:11.821	81.07	7.958	14:36:32.224
2 -	1:22.475	42.093	2:04.568 (3)	85.80	0.705	14:38:36.792
3 -	1:23.958	41.630	2:05.588	85.10	1.725	14:40:42.380
4 -	1:22.384	41.747	2:04.131 (2)	86.10	0.268	14:42:46.511
5 -	1:22.569	41.294	2:03.863 (1)	86.28		14:44:50.374

P18 63 C		Nico CIPRIANO		Yamaha -		
IDEAL LAP TIME : 2:02.870		BEST LAP TIME : 2:02.870		DIFFERENCE : 0.000		
LAP	SECTOR 1	SECTOR 2	LAP TIME	MPH	DIFF	TIME OF DAY
1 -		42.285	2:13.401	80.11	10.531	14:36:33.804
2 -	1:23.711	42.302	2:06.013	84.81	3.143	14:38:39.817
3 -	1:22.663	41.497	2:04.160 (2)	86.08	1.290	14:40:43.977
4 -	1:22.734	41.439	2:04.173 (3)	86.07	1.303	14:42:48.150
5 -	1:21.876	40.994	2:02.870 (1)	86.98		14:44:51.020

P19 59 C		Simon TUCKER		Yamaha - Area51racing		
IDEAL LAP TIME : 2:00.788		BEST LAP TIME : 2:00.788		DIFFERENCE : 0.000		
LAP	SECTOR 1	SECTOR 2	LAP TIME	MPH	DIFF	TIME OF DAY
1 -		42.242	2:15.013	79.16	14.225	14:36:35.416
2 -	1:26.250	41.888	2:08.138	83.41	7.350	14:38:43.554
3 -	1:22.427	41.551	2:03.978 (3)	86.20	3.190	14:40:47.532
4 -	1:22.093	40.957	2:03.050 (2)	86.85	2.262	14:42:50.582
5 -	1:20.370	40.418	2:00.788 (1)	88.48		14:44:51.370

Weather / Track : Cloudy / Dry

Snetterton 300

Circuit Length = 2.9689 miles

Start: 14:34 Flag 14:44 End: 14:45

BMCRC - MRO Championships 2015 - Rnd 2 @ Snetterton 300

Team Respro MRO 600 inc Clubman 600

RACE 12 - SECTOR ANALYSIS

SECTOR 1 = FL to I1, SECTOR 2 = I1 to I2, SECTOR 3 = I2 to FL, DIFF = Difference To Personal Best Lap

P20 187 C Michael HALL		Kawasaki -				
IDEAL LAP TIME : 2:03.854	BEST LAP TIME : 2:03.925	DIFFERENCE : 0.071				
LAP	SECTOR 1	SECTOR 2	LAP TIME	MPH	DIFF	TIME OF DAY
1 -		41.254	2:10.938	81.62	7.013	14:36:31.341
2 -	1:23.164	41.743	2:04.907 (2)	85.56	0.982	14:38:36.248
3 -	1:23.345	41.847	2:05.192 (3)	85.37	1.267	14:40:41.440
4 -	1:22.600	41.325	2:03.925 (1)	86.24		14:42:45.365
5 -	1:22.868	43.333	2:06.201	84.69	2.276	14:44:51.566

P21 39 Shane SMITH		Triumph - Ridemoto.com				
IDEAL LAP TIME : 2:04.240	BEST LAP TIME : 2:04.486	DIFFERENCE : 0.246				
LAP	SECTOR 1	SECTOR 2	LAP TIME	MPH	DIFF	TIME OF DAY
1 -		42.238	2:14.682	79.35	10.196	14:36:35.085
2 -	1:22.575	42.215	2:04.790 (2)	85.64	0.304	14:38:39.875
3 -	1:22.821	41.665	2:04.486 (1)	85.85		14:40:44.361
4 -	1:26.754	42.663	2:09.417	82.58	4.931	14:42:53.778
5 -	1:24.967	42.969	2:07.936 (3)	83.54	3.450	14:45:01.714

P22 32 C Mark PIPER		Yamaha -				
IDEAL LAP TIME : 2:06.662	BEST LAP TIME : 2:06.662	DIFFERENCE : 0.000				
LAP	SECTOR 1	SECTOR 2	LAP TIME	MPH	DIFF	TIME OF DAY
1 -		44.060	2:18.789	77.00	12.127	14:36:39.192
2 -	1:26.145	42.844	2:08.989	82.86	2.327	14:38:48.181
3 -	1:25.330	42.688	2:08.018 (3)	83.48	1.356	14:40:56.199
4 -	1:24.802	43.014	2:07.816 (2)	83.62	1.154	14:43:04.015
5 -	1:24.250	42.412	2:06.662 (1)	84.38		14:45:10.677

P23 36 C Karl FITT		Kawasaki -				
IDEAL LAP TIME : 2:06.424	BEST LAP TIME : 2:06.520	DIFFERENCE : 0.096				
LAP	SECTOR 1	SECTOR 2	LAP TIME	MPH	DIFF	TIME OF DAY
1 -		43.551	2:18.990	76.89	12.470	14:36:39.393
2 -	1:26.458	43.232	2:09.690	82.41	3.170	14:38:49.083
3 -	1:26.889	42.664	2:09.553 (3)	82.49	3.033	14:40:58.636
4 -	1:24.524	42.470	2:06.994 (2)	84.16	0.474	14:43:05.630
5 -	1:23.954	42.566	2:06.520 (1)	84.47		14:45:12.150

P24 19 Dan WRIGHT		Suzuki -				
IDEAL LAP TIME : 2:08.590	BEST LAP TIME : 2:08.619	DIFFERENCE : 0.029				
LAP	SECTOR 1	SECTOR 2	LAP TIME	MPH	DIFF	TIME OF DAY
1 -		43.265	2:17.200	77.90	8.581	14:36:37.603
2 -	1:25.827	43.020	2:08.847 (3)	82.95	0.228	14:38:46.450
3 -	1:25.596	43.023	2:08.619 (1)	83.09		14:40:55.069
4 -	1:25.691	43.290	2:08.981	82.86	0.362	14:43:04.050
5 -	1:25.761	42.994	2:08.755 (2)	83.01	0.136	14:45:12.805

P25 131 C Emma SELWAY		Yamaha -				
IDEAL LAP TIME : 2:07.789	BEST LAP TIME : 2:08.013	DIFFERENCE : 0.224				
LAP	SECTOR 1	SECTOR 2	LAP TIME	MPH	DIFF	TIME OF DAY
1 -		43.461	2:20.483	76.08	12.470	14:36:40.886
2 -	1:26.832	43.440	2:10.272	82.04	2.259	14:38:51.158
3 -	1:26.651	42.701	2:09.352 (3)	82.62	1.339	14:41:00.510
4 -	1:25.106	42.907	2:08.013 (1)	83.49		14:43:08.523
5 -	1:25.347	42.683	2:08.030 (2)	83.48	0.017	14:45:16.553

P26 120 C David COMBRINCK		Kawasaki -				
IDEAL LAP TIME : 2:08.629	BEST LAP TIME : 2:08.953	DIFFERENCE : 0.324				
LAP	SECTOR 1	SECTOR 2	LAP TIME	MPH	DIFF	TIME OF DAY

Weather / Track : Cloudy / Dry

Snetterton 300
Circuit Length = 2.9689 miles
Start: 14:34 Flag 14:44 End: 14:45

BMCRC - MRO Championships 2015 - Rnd 2 @ Snetterton 300

Team Respro MRO 600 inc Clubman 600

RACE 12 - SECTOR ANALYSIS

SECTOR 1 = FL to I1, SECTOR 2 = I1 to I2, SECTOR 3 = I2 to FL, DIFF = Difference To Personal Best Lap

1 -		43.441	2:18.185	77.34	9.232	14:36:38.588
2 -	1:26.721	43.747	2:10.468 (3)	81.92	1.515	14:38:49.056
3 -	1:27.716	43.158	2:10.874	81.66	1.921	14:40:59.930
4 -	1:25.538	43.531	2:09.069 (2)	82.80	0.116	14:43:08.999
5 -	1:25.862	43.091	2:08.953 (1)	82.88		14:45:17.952

P27 87 C Simon SCHUG		Yamaha - More Moto/ MAK Fencing				
IDEAL LAP TIME : 2:08.347		BEST LAP TIME : 2:08.485		DIFFERENCE : 0.138		
LAP	SECTOR 1	SECTOR 2	LAP TIME	MPH	DIFF	TIME OF DAY
1 -		43.286	2:20.049	76.31	11.564	14:36:40.452
2 -	1:27.057	43.413	2:10.470	81.91	1.985	14:38:50.922
3 -	1:26.401	43.610	2:10.011 (3)	82.20	1.526	14:41:00.933
4 -	1:25.733	42.752	2:08.485 (1)	83.18		14:43:09.418
5 -	1:25.595	43.472	2:09.067 (2)	82.81	0.582	14:45:18.485

P28 73 Sarah JORDAN		Triumph - Bernard Elliott Racing				
IDEAL LAP TIME : 2:08.710		BEST LAP TIME : 2:08.710		DIFFERENCE : 0.000		
LAP	SECTOR 1	SECTOR 2	LAP TIME	MPH	DIFF	TIME OF DAY
1 -		44.214	2:18.920	76.93	10.210	14:36:39.323
2 -	1:26.837	43.389	2:10.226 (3)	82.07	1.516	14:38:49.549
3 -	1:27.421	43.456	2:10.877	81.66	2.167	14:41:00.426
4 -	1:25.952	42.758	2:08.710 (1)	83.04		14:43:09.136
5 -	1:26.169	43.305	2:09.474 (2)	82.55	0.764	14:45:18.610

P29 9 C Chris LAY		Yamaha -				
IDEAL LAP TIME : 2:08.052		BEST LAP TIME : 2:08.590		DIFFERENCE : 0.538		
LAP	SECTOR 1	SECTOR 2	LAP TIME	MPH	DIFF	TIME OF DAY
1 -		44.158	2:19.443	76.64	10.853	14:36:39.846
2 -	1:26.895	43.668	2:10.563 (3)	81.86	1.973	14:38:50.409
3 -	1:28.350	42.766	2:11.116	81.51	2.526	14:41:01.525
4 -	1:25.662	43.089	2:08.751 (2)	83.01	0.161	14:43:10.276
5 -	1:26.200	42.390	2:08.590 (1)	83.11		14:45:18.866

P30 55 C Paul GARNER		Yamaha - Area 51 Racing				
IDEAL LAP TIME : 2:08.298		BEST LAP TIME : 2:08.393		DIFFERENCE : 0.095		
LAP	SECTOR 1	SECTOR 2	LAP TIME	MPH	DIFF	TIME OF DAY
1 -		44.541	2:22.639	74.93	14.246	14:36:43.042
2 -	1:27.088	43.553	2:10.641	81.81	2.248	14:38:53.683
3 -	1:25.922	43.283	2:09.205 (3)	82.72	0.812	14:41:02.888
4 -	1:25.048	43.496	2:08.544 (2)	83.14	0.151	14:43:11.432
5 -	1:25.143	43.250	2:08.393 (1)	83.24		14:45:19.825

P31 46 Ashley BUXTON		Yamaha -				
IDEAL LAP TIME : 1:56.210		BEST LAP TIME : 1:56.542		DIFFERENCE : 0.332		
LAP	SECTOR 1	SECTOR 2	LAP TIME	MPH	DIFF	TIME OF DAY
1 -		39.478	2:04.174 (3)	86.07	7.632	14:36:24.577
2 -	1:18.209	38.600	1:56.809 (2)	91.50	0.267	14:38:21.386
3 -	1:18.097	38.445	1:56.542 (1)	91.71		14:40:17.928

Weather / Track : Cloudy / Dry

Snetterton 300

Circuit Length = 2.9689 miles

Start: 14:34 Flag 14:44 End: 14:45

BMCRC - MRO Championships 2015 - Rnd 2 @ Snetterton 300

Team Respro MRO 600 inc Clubman 600

RACE 12 - BEST SECTORS

SECTOR 1			SECTOR 2			IDEAL / BEST COMPARISON						
POS	NO	NAME	TIME	NO	NAME	TIME	POS	NO	NAME	IDEAL	BEST	DIFF
									PERFECT LAP	1:55.782		
1	52	PHILP	1:17.337	46	BUXTON	38.445	1	46	BUXTON	1:56.210	1:56.542	0.332
2	46	BUXTON	1:17.765	15	LEA	38.761	2	52	PHILP	1:56.237	1:56.363	0.126
3	15	LEA	1:17.798	52	PHILP	38.900	3	15	LEA	1:56.559	1:56.618	0.059
4	21	TRUELOVE	1:18.539	76	KING	39.228	4	66	GOGGINS	1:57.865	1:58.046	0.181
5	66	GOGGINS	1:18.558	95	TRUELOVE	39.297	5	21	TRUELOVE	1:57.877	1:57.958	0.081
6	74	MORPHETT	1:18.823	66	GOGGINS	39.307	6	76	KING	1:58.057	1:58.277	0.220
7	76	KING	1:18.829	21	TRUELOVE	39.338	7	95	TRUELOVE	1:58.145	1:58.302	0.157
8	95	TRUELOVE	1:18.848	173	DRAPER	39.445	8	74	MORPHETT	1:58.388	1:58.928	0.540
9	173	DRAPER	1:18.966	74	MORPHETT	39.565	9	173	DRAPER	1:58.411	1:58.411	0.000
10	59	TUCKER	1:20.370	33	CLARKE	40.154	10	33	CLARKE	2:00.585	2:00.585	0.000
11	33	CLARKE	1:20.431	5	DEAN	40.402	11	59	TUCKER	2:00.788	2:00.788	0.000
12	5	DEAN	1:20.624	59	TUCKER	40.418	12	5	DEAN	2:01.026	2:01.497	0.471
13	8	NEWSTEAD	1:21.224	8	NEWSTEAD	40.869	13	8	NEWSTEAD	2:02.093	2:02.093	0.000
14	63	CIPRIANO	1:21.876	63	CIPRIANO	40.994	14	63	CIPRIANO	2:02.870	2:02.870	0.000
15	138	ADAM	1:22.111	41	HARRIS	41.044	15	41	HARRIS	2:03.171	2:03.171	0.000
16	41	HARRIS	1:22.127	187	HALL	41.254	16	138	ADAM	2:03.548	2:03.548	0.000
17	23	SMITH	1:22.214	40	SHELVEY	41.294	17	23	SMITH	2:03.549	2:03.736	0.187
18	38	HEWSON	1:22.296	23	SMITH	41.335	18	38	HEWSON	2:03.668	2:03.668	0.000
19	79	WAKE	1:22.309	38	HEWSON	41.372	19	40	SHELVEY	2:03.678	2:03.863	0.185
20	40	SHELVEY	1:22.384	138	ADAM	41.437	20	79	WAKE	2:03.750	2:03.823	0.073
21	39	SMITH	1:22.575	79	WAKE	41.441	21	187	HALL	2:03.854	2:03.925	0.071
22	187	HALL	1:22.600	39	SMITH	41.665	22	39	SMITH	2:04.240	2:04.486	0.246
23	36	FITT	1:23.954	9	LAY	42.390	23	36	FITT	2:06.424	2:06.520	0.096
24	32	PIPER	1:24.250	32	PIPER	42.412	24	32	PIPER	2:06.662	2:06.662	0.000
25	55	GARNER	1:25.048	36	FITT	42.470	25	131	SELWAY	2:07.789	2:08.013	0.224
26	131	SELWAY	1:25.106	131	SELWAY	42.683	26	9	LAY	2:08.052	2:08.590	0.538
27	120	COMBRINCK	1:25.538	87	SCHUG	42.752	27	55	GARNER	2:08.298	2:08.393	0.095
28	87	SCHUG	1:25.595	73	JORDAN	42.758	28	87	SCHUG	2:08.347	2:08.485	0.138
29	19	WRIGHT	1:25.596	19	WRIGHT	42.994	29	19	WRIGHT	2:08.590	2:08.619	0.029
30	9	LAY	1:25.662	120	COMBRINCK	43.091	30	120	COMBRINCK	2:08.629	2:08.953	0.324
31	73	JORDAN	1:25.952	55	GARNER	43.250	31	73	JORDAN	2:08.710	2:08.710	0.000

Weather / Track : Cloudy / Dry

Snetterton 300

Circuit Length = 2.9689 miles

Start: 14:34 Flag 14:44 End: 14:45

Results can be found at www.tsl-timing.com

Printed - 14:46 Sunday, 26 April 2015



HOYL INSURANCE

MRO Minitwins

Snetterton 300

25th & 26th April 2015



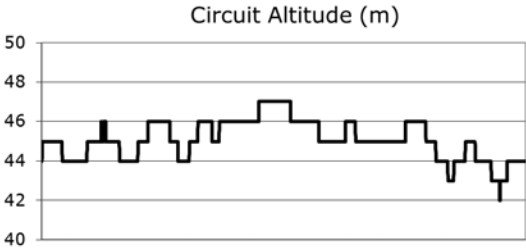
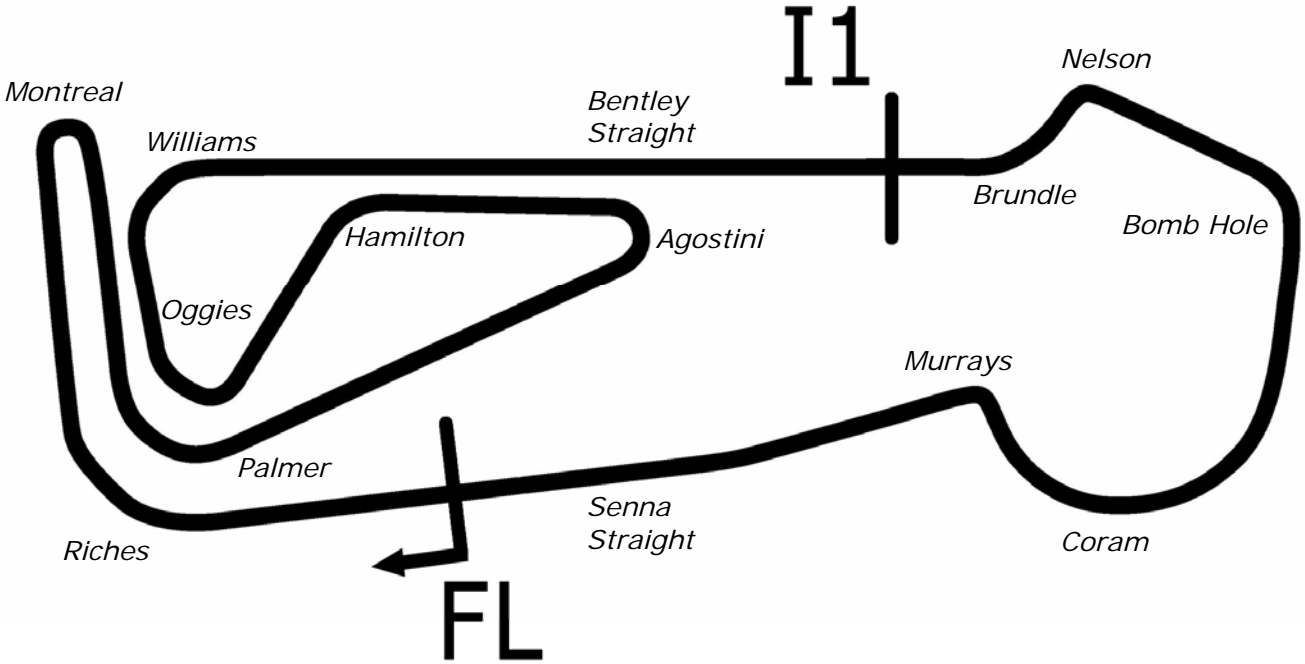
Results Provided by Timing Solutions Ltd
www.tsl-timing.com

Snetterton 300



SPORTS TIMING

TIMING SOLUTIONS LTD



Length	2.9689 miles	4778.0 m	
FL		52.46340 N	0.94476 E
I1	3198m	52.46617 N	0.94964 E
Pit Entry	4572m	52.46364 N	0.94774 E
Pit Exit	40m after FL	52.46338 N	0.94420 E
Pit Entry–Pit Exit 246m, 14.7s @60kph, 11.0s @80kph			

All results available at www.tsl-timing.com

BMCRC - MRO Championships 2015 - Rnd 2 @ Snetterton 300



HOYL INSURANCE

MRO Minitwins

QUALIFYING - CLASSIFICATION

POS	NO	CL	PIC NAME	ENTRY	TIME	ON	LAPS	GAP	DIFF	MPH
1	40	1	Paul WILBY	Suzuki - Nutsmoto	2:26.022	2	2			73.19
2	92	2	Matt LAST	Suzuki - Phase 5 Technology	2:27.807	2	2	1.785	1.785	72.31
3	777	3	Mason WILLIAMS	Suzuki -	2:28.528	2	2	2.506	0.721	71.96
4	98	4	Steven TOPPING	Suzuki - HDS / Nutsmoto	2:30.576	2	2	4.554	2.048	70.98
5	30	5	Richard GOODE	Suzuki - Wps Ltd / Geoff Hand Automotive Engineering	2:30.683	2	2	4.661	0.107	70.93
6	139	6	Byron KIRK	Suzuki -	2:31.439	2	2	5.417	0.756	70.57
7	64	7	Joe BUXTON	Suzuki - Buxton Racing	2:32.114	2	2	6.092	0.675	70.26
8	54	8	Adam JAMISON	Suzuki -	2:32.980	2	2	6.958	0.866	69.86
9	52	9	Paul JOHNSTON	Suzuki - ePayMe	2:32.991	2	2	6.969	0.011	69.86
10	58	10	Steve COSTIN	Suzuki - AUTO REVIVE,SAKURA,LKY7SPORTS	2:39.906	2	2	13.884	6.915	66.83
11	59	11	Martin FOORD	Suzuki -	2:39.969	2	2	13.947	0.063	66.81
12	51	12	Theo RUTTER	Suzuki -	2:40.106	2	2	14.084	0.137	66.75
13	37	13	Stephen WILSON	Suzuki -	2:40.670	2	2	14.648	0.564	66.52
14	81	14	Malvern MAY	Suzuki -	2:40.782	2	2	14.760	0.112	66.47
15	7	15	Richard HICKLING	Suzuki -	2:40.894	2	2	14.872	0.112	66.42
16	35	16	Tyler WALSH	Suzuki - GBR Powerlines	2:41.400	2	2	15.378	0.506	66.22
17	111	17	Ryan FOLKES	Suzuki -	2:41.774	2	2	15.752	0.374	66.06
18	124	18	Kurtis BUTLER	Suzuki -	2:41.945	2	2	15.923	0.171	65.99
19	118	19	James PLUMMER	Suzuki -	2:42.772	2	2	16.750	0.827	65.66
20	145	20	Peter MOORE	Suzuki - Curphs Cuttings	2:43.945	2	2	17.923	1.173	65.19
21	5	21	Barry MANTELL	Suzuki - Streets Installations	2:44.284	2	2	18.262	0.339	65.05
22	11	22	Paul TAFFURELLI	Suzuki - Jesfer Technology	2:44.950	2	2	18.928	0.666	64.79
23	72	23	Kevin MILLER	Suzuki - Mechanical Air Supplies Ltd	2:46.873	2	2	20.851	1.923	64.04
24	28	24	Dominic VEASEY	Suzuki -	2:47.795	2	2	21.773	0.922	63.69
25	39	25	Rob WILLIAMS	Suzuki -	2:49.494	2	2	23.472	1.699	63.05
26	169	26	Robert MILES	Suzuki - The Bike Shop Long Eaton	2:49.563	2	2	23.541	0.069	63.03
27	99	27	Lee WINTERS	Suzuki -	2:50.951	2	2	24.929	1.388	62.52
28	76	28	Charlie KING	Suzuki -	2:51.348	1	2	25.326	0.397	62.37
29	73	29	Vincent LEWIN	Suzuki - Vinitwin Racing DotCo	2:51.956	2	2	25.934	0.608	62.15
30	48	30	Shaun WALLIS	Suzuki -	2:52.719	2	2	26.697	0.763	61.88
31	65	31	Richard BUTT	Suzuki - K.J. Shelley Builders	2:59.312	2	2	33.290	6.593	59.60
32	87	32	Tristan REVELL	Suzuki -			2			
33	3	33	Marcus NEWALL	Suzuki - Mum & Dad			0			

Snetterton 300

Circuit Length = 2.9689 miles

Start: 10:31 Flag 10:41 End: 10:41

Weather / Track : Cloudy / Wet

These results are provisional until the conclusion of any judicial and technical matters.

Clerk Of Course :	Timekeeper :
-------------------	--------------

Results can be found at www.tsl-timing.com

Printed - 10:42 Saturday, 25 April 2015



BMCRC - MRO Championships 2015 - Rnd 2 @ Snetterton 300

MRO Minitwins & Rookies

QUALIFYING - SECTOR ANALYSIS

SECTOR 1 = FL to I1, SECTOR 2 = I1 to I2, SECTOR 3 = I2 to FL, DIFF = Difference To Personal Best Lap

P1 40 Paul WILBY		Suzuki - Nutsmoto				
IDEAL LAP TIME : 2:25.383		BEST LAP TIME : 2:26.022		DIFFERENCE : 0.639		
LAP	SECTOR 1	SECTOR 2	LAP TIME	MPH	DIFF	TIME OF DAY
1 -	1:45.527	49.827	2:35.354 (2)	68.79	9.332	10:34:50.329
2 -	1:37.139	48.883	2:26.022 (1)	73.19		10:37:16.351

P2 92 Matt LAST		Suzuki - Phase 5 Technology				
IDEAL LAP TIME : 2:27.146		BEST LAP TIME : 2:27.807		DIFFERENCE : 0.661		
LAP	SECTOR 1	SECTOR 2	LAP TIME	MPH	DIFF	TIME OF DAY
1 -	1:45.984	51.173	2:37.157 (2)	68.00	9.350	10:34:52.279
2 -	1:38.046	49.761	2:27.807 (1)	72.31		10:37:20.086

P3 777 Mason WILLIAMS		Suzuki -				
IDEAL LAP TIME : 2:25.840		BEST LAP TIME : 2:28.528		DIFFERENCE : 2.688		
LAP	SECTOR 1	SECTOR 2	LAP TIME	MPH	DIFF	TIME OF DAY
1 -	1:46.097	51.931	2:38.028 (2)	67.63	9.500	10:34:54.936
2 -	1:39.095	49.433	2:28.528 (1)	71.96		10:37:23.464

P4 98 Steven TOPPING		Suzuki - HDS / Nutsmoto				
IDEAL LAP TIME : 2:27.025		BEST LAP TIME : 2:30.576		DIFFERENCE : 3.551		
LAP	SECTOR 1	SECTOR 2	LAP TIME	MPH	DIFF	TIME OF DAY
1 -	1:48.442	51.244	2:39.686 (2)	66.93	9.110	10:34:54.826
2 -	1:40.366	50.210	2:30.576 (1)	70.98		10:37:25.402

P5 30 Richard GOODE		Suzuki - Wps Ltd / Geoff Hand Automotive Engineering				
IDEAL LAP TIME : 2:30.683		BEST LAP TIME : 2:30.683		DIFFERENCE : 0.000		
LAP	SECTOR 1	SECTOR 2	LAP TIME	MPH	DIFF	TIME OF DAY
1 -	1:47.755	52.481	2:40.236 (2)	66.70	9.553	10:34:55.759
2 -	1:39.458	51.225	2:30.683 (1)	70.93		10:37:26.442

P6 139 Byron KIRK		Suzuki -				
IDEAL LAP TIME : 2:31.182		BEST LAP TIME : 2:31.439		DIFFERENCE : 0.257		
LAP	SECTOR 1	SECTOR 2	LAP TIME	MPH	DIFF	TIME OF DAY
1 -	1:46.234	52.854	2:39.088 (2)	67.18	7.649	10:34:56.558
2 -	1:40.997	50.442	2:31.439 (1)	70.57		10:37:27.997

P7 64 Joe BUXTON		Suzuki - Buxton Racing				
IDEAL LAP TIME : 2:30.057		BEST LAP TIME : 2:32.114		DIFFERENCE : 2.057		
LAP	SECTOR 1	SECTOR 2	LAP TIME	MPH	DIFF	TIME OF DAY
1 -	1:47.142	53.133	2:40.275 (2)	66.68	8.161	10:34:53.530
2 -	1:40.981	51.133	2:32.114 (1)	70.26		10:37:25.644

P8 54 Adam JAMISON		Suzuki -				
IDEAL LAP TIME : 2:30.574		BEST LAP TIME : 2:32.980		DIFFERENCE : 2.406		
LAP	SECTOR 1	SECTOR 2	LAP TIME	MPH	DIFF	TIME OF DAY
1 -	1:50.085	53.283	2:43.368 (2)	65.42	10.388	10:35:00.060
2 -	1:41.348	51.632	2:32.980 (1)	69.86		10:37:33.040

P9 52 Paul JOHNSTON		Suzuki - ePayMe				
IDEAL LAP TIME : 2:31.585		BEST LAP TIME : 2:32.991		DIFFERENCE : 1.406		
LAP	SECTOR 1	SECTOR 2	LAP TIME	MPH	DIFF	TIME OF DAY
1 -	1:48.818	51.967	2:40.785 (2)	66.47	7.794	10:34:58.773
2 -	1:41.676	51.315	2:32.991 (1)	69.86		10:37:31.764

Weather / Track : Cloudy / Wet

Snetterton 300
Circuit Length = 2.9689 miles
Start: 10:31 Flag 10:41 End: 10:41

BMCRC - MRO Championships 2015 - Rnd 2 @ Snetterton 300

MRO Minitwins & Rookies

QUALIFYING - SECTOR ANALYSIS

SECTOR 1 = FL to I1, SECTOR 2 = I1 to I2, SECTOR 3 = I2 to FL, DIFF = Difference To Personal Best Lap

P10	34 RMT	Andrew JOHNSON	Suzuki -			
IDEAL LAP TIME : 2:37.808		BEST LAP TIME : 2:37.808	DIFFERENCE : 0.000			
LAP	SECTOR 1	SECTOR 2	LAP TIME	MPH	DIFF	TIME OF DAY
1 -	2:08.383	59.461	3:07.844 (2)	56.89	30.036	10:36:07.232
2 -	1:44.339	53.469	2:37.808 (1)	67.72		10:38:45.040
P11	68 RMT	Thomas EUSTACE	Suzuki - More moto			
IDEAL LAP TIME : 2:39.247		BEST LAP TIME : 2:39.247	DIFFERENCE : 0.000			
LAP	SECTOR 1	SECTOR 2	LAP TIME	MPH	DIFF	TIME OF DAY
1 -	1:55.530	55.681	2:51.211 (2)	62.42	11.964	10:35:40.556
2 -	1:45.227	54.020	2:39.247 (1)	67.11		10:38:19.803
P12	58	Steve COSTIN	Suzuki - AUTO REVIVE,SAKURA,LKY7SPORTS			
IDEAL LAP TIME : 2:36.288		BEST LAP TIME : 2:39.906	DIFFERENCE : 3.618			
LAP	SECTOR 1	SECTOR 2	LAP TIME	MPH	DIFF	TIME OF DAY
1 -	1:53.935	56.188	2:50.123 (2)	62.82	10.217	10:35:09.858
2 -	1:47.166	52.740	2:39.906 (1)	66.83		10:37:49.764
P13	59	Martin FOORD	Suzuki -			
IDEAL LAP TIME : 2:39.969		BEST LAP TIME : 2:39.969	DIFFERENCE : 0.000			
LAP	SECTOR 1	SECTOR 2	LAP TIME	MPH	DIFF	TIME OF DAY
1 -	1:55.947	57.974	2:53.921 (2)	61.45	13.952	10:35:14.159
2 -	1:46.465	53.504	2:39.969 (1)	66.81		10:37:54.128
P14	51	Theo RUTTER	Suzuki -			
IDEAL LAP TIME : 2:36.961		BEST LAP TIME : 2:40.106	DIFFERENCE : 3.145			
LAP	SECTOR 1	SECTOR 2	LAP TIME	MPH	DIFF	TIME OF DAY
1 -	1:54.778	55.343	2:50.121 (2)	62.82	10.015	10:35:08.354
2 -	1:46.959	53.147	2:40.106 (1)	66.75		10:37:48.460
P15	138 RMT	Alex BERRY	Suzuki - The Great Frog			
IDEAL LAP TIME : 2:40.526		BEST LAP TIME : 2:40.526	DIFFERENCE : 0.000			
LAP	SECTOR 1	SECTOR 2	LAP TIME	MPH	DIFF	TIME OF DAY
1 -	1:55.119	58.334	2:53.453 (2)	61.61	12.927	10:35:16.167
2 -	1:45.961	54.565	2:40.526 (1)	66.58		10:37:56.693
P16	37	Stephen WILSON	Suzuki -			
IDEAL LAP TIME : 2:40.670		BEST LAP TIME : 2:40.670	DIFFERENCE : 0.000			
LAP	SECTOR 1	SECTOR 2	LAP TIME	MPH	DIFF	TIME OF DAY
1 -	1:54.411	56.365	2:50.776 (2)	62.58	10.106	10:35:10.462
2 -	1:46.948	53.722	2:40.670 (1)	66.52		10:37:51.132
P17	81	Malvern MAY	Suzuki -			
IDEAL LAP TIME : 2:40.782		BEST LAP TIME : 2:40.782	DIFFERENCE : 0.000			
LAP	SECTOR 1	SECTOR 2	LAP TIME	MPH	DIFF	TIME OF DAY
1 -	1:54.513	56.224	2:50.737 (2)	62.59	9.955	10:35:11.652
2 -	1:46.665	54.117	2:40.782 (1)	66.47		10:37:52.434
P18	7	Richard HICKLING	Suzuki -			
IDEAL LAP TIME : 2:37.780		BEST LAP TIME : 2:40.894	DIFFERENCE : 3.114			
LAP	SECTOR 1	SECTOR 2	LAP TIME	MPH	DIFF	TIME OF DAY
1 -	1:59.426	57.592	2:57.018 (2)	60.37	16.124	10:35:20.054
2 -	1:46.835	54.059	2:40.894 (1)	66.42		10:38:00.948

Weather / Track : Cloudy / Wet

Snetterton 300
Circuit Length = 2.9689 miles
Start: 10:31 Flag 10:41 End: 10:41

BMCRC - MRO Championships 2015 - Rnd 2 @ Snetterton 300

MRO Minitwins & Rookies

QUALIFYING - SECTOR ANALYSIS

SECTOR 1 = FL to I1, SECTOR 2 = I1 to I2, SECTOR 3 = I2 to FL, DIFF = Difference To Personal Best Lap

P19 35	Tyler WALSH	Suzuki - GBR Powerlines				
IDEAL LAP TIME : 2:41.400	BEST LAP TIME : 2:41.400	DIFFERENCE : 0.000				
LAP	SECTOR 1	SECTOR 2	LAP TIME	MPH	DIFF	TIME OF DAY
1 -	1:54.737	54.973	2:49.710 (2)	62.97	8.310	10:35:06.811
2 -	1:48.195	53.205	2:41.400 (1)	66.22		10:37:48.211

P20 111	Ryan FOLKES	Suzuki -				
IDEAL LAP TIME : 2:41.774	BEST LAP TIME : 2:41.774	DIFFERENCE : 0.000				
LAP	SECTOR 1	SECTOR 2	LAP TIME	MPH	DIFF	TIME OF DAY
1 -	1:55.265	57.567	2:52.832 (2)	61.84	11.058	10:35:37.383
2 -	1:48.027	53.747	2:41.774 (1)	66.06		10:38:19.157

P21 124	Kurtis BUTLER	Suzuki -				
IDEAL LAP TIME : 2:41.945	BEST LAP TIME : 2:41.945	DIFFERENCE : 0.000				
LAP	SECTOR 1	SECTOR 2	LAP TIME	MPH	DIFF	TIME OF DAY
1 -	2:01.870	57.687	2:59.557 (2)	59.52	17.612	10:35:18.846
2 -	1:45.580	56.365	2:41.945 (1)	65.99		10:38:00.791

P22 444 RMT	Mark WILLIAMS	Suzuki - Verifone Media				
IDEAL LAP TIME : 2:42.655	BEST LAP TIME : 2:42.655	DIFFERENCE : 0.000				
LAP	SECTOR 1	SECTOR 2	LAP TIME	MPH	DIFF	TIME OF DAY
1 -	1:57.461	57.915	2:55.376 (2)	60.94	12.721	10:35:42.471
2 -	1:48.121	54.534	2:42.655 (1)	65.71		10:38:25.126

P23 118	James PLUMMER	Suzuki -				
IDEAL LAP TIME : 2:42.772	BEST LAP TIME : 2:42.772	DIFFERENCE : 0.000				
LAP	SECTOR 1	SECTOR 2	LAP TIME	MPH	DIFF	TIME OF DAY
1 -	1:57.727	58.004	2:55.731 (2)	60.82	12.959	10:35:41.585
2 -	1:47.861	54.911	2:42.772 (1)	65.66		10:38:24.357

P24 145	Peter MOORE	Suzuki - Curphs Cuttings				
IDEAL LAP TIME : 2:43.945	BEST LAP TIME : 2:43.945	DIFFERENCE : 0.000				
LAP	SECTOR 1	SECTOR 2	LAP TIME	MPH	DIFF	TIME OF DAY
1 -	2:07.061	1:00.990	3:08.051 (2)	56.83	24.106	10:36:10.727
2 -	1:48.654	55.291	2:43.945 (1)	65.19		10:38:54.672

P25 5	Barry MANTELL	Suzuki - Streets Installations				
IDEAL LAP TIME : 2:44.284	BEST LAP TIME : 2:44.284	DIFFERENCE : 0.000				
LAP	SECTOR 1	SECTOR 2	LAP TIME	MPH	DIFF	TIME OF DAY
1 -	1:55.280	55.112	2:50.392 (2)	62.72	6.108	10:35:07.670
2 -	1:49.692	54.592	2:44.284 (1)	65.05		10:37:51.954

P26 11	Paul TAFFURELLI	Suzuki - Jesfer Technology				
IDEAL LAP TIME : 2:43.369	BEST LAP TIME : 2:44.950	DIFFERENCE : 1.581				
LAP	SECTOR 1	SECTOR 2	LAP TIME	MPH	DIFF	TIME OF DAY
1 -	1:55.480	57.449	2:52.929 (2)	61.80	7.979	10:35:15.116
2 -	1:48.983	55.967	2:44.950 (1)	64.79		10:38:00.066

P27 93 RMT	Jack WALLIS	Suzuki -				
IDEAL LAP TIME : 2:46.192	BEST LAP TIME : 2:46.192	DIFFERENCE : 0.000				
LAP	SECTOR 1	SECTOR 2	LAP TIME	MPH	DIFF	TIME OF DAY
1 -	2:00.431	1:08.305	3:08.736 (2)	56.62	22.544	10:36:03.170
2 -	1:51.205	54.987	2:46.192 (1)	64.31		10:38:49.362

Weather / Track : Cloudy / Wet

Snetterton 300
Circuit Length = 2.9689 miles
Start: 10:31 Flag 10:41 End: 10:41

BMCRC - MRO Championships 2015 - Rnd 2 @ Snetterton 300

MRO Minitwins & Rookies

QUALIFYING - SECTOR ANALYSIS

SECTOR 1 = FL to I1, SECTOR 2 = I1 to I2, SECTOR 3 = I2 to FL, DIFF = Difference To Personal Best Lap

P28	72	Kevin MILLER	Suzuki - Mechanical Air Supplies Ltd			
IDEAL LAP TIME : 2:46.873		BEST LAP TIME : 2:46.873	DIFFERENCE : 0.000			
LAP	SECTOR 1	SECTOR 2	LAP TIME	MPH	DIFF	TIME OF DAY
1 -	2:00.978	58.297	2:59.275 (2)	59.61	12.402	10:35:21.205
2 -	1:49.196	57.677	2:46.873 (1)	64.04		10:38:08.078

P29	22 RMT	Darren DOWDS	Suzuki - IRP decals			
IDEAL LAP TIME : 2:47.618		BEST LAP TIME : 2:47.618	DIFFERENCE : 0.000			
LAP	SECTOR 1	SECTOR 2	LAP TIME	MPH	DIFF	TIME OF DAY
1 -	2:03.251	58.787	3:02.038 (2)	58.71	14.420	10:35:53.550
2 -	1:49.516	58.102	2:47.618 (1)	63.76		10:38:41.168

P30	28	Dominic VEASEY	Suzuki -			
IDEAL LAP TIME : 2:47.795		BEST LAP TIME : 2:47.795	DIFFERENCE : 0.000			
LAP	SECTOR 1	SECTOR 2	LAP TIME	MPH	DIFF	TIME OF DAY
1 -	1:59.498	58.965	2:58.463 (2)	59.88	10.668	10:35:19.651
2 -	1:49.856	57.939	2:47.795 (1)	63.69		10:38:07.446

P31	69 RMT	Danny HUSKINSON	Suzuki - art of racing			
IDEAL LAP TIME : 2:48.290		BEST LAP TIME : 2:48.290	DIFFERENCE : 0.000			
LAP	SECTOR 1	SECTOR 2	LAP TIME	MPH	DIFF	TIME OF DAY
1 -	2:12.835	1:03.959	3:16.794 (2)	54.31	28.504	10:36:07.963
2 -	1:50.983	57.307	2:48.290 (1)	63.50		10:38:56.253

P32	32 RMT	Chris THAY	Suzuki - Scell-it uk			
IDEAL LAP TIME : 2:49.317		BEST LAP TIME : 2:49.317	DIFFERENCE : 0.000			
LAP	SECTOR 1	SECTOR 2	LAP TIME	MPH	DIFF	TIME OF DAY
1 -	2:07.527	1:02.088	3:09.615 (2)	56.36	20.298	10:36:08.541
2 -	1:50.450	58.867	2:49.317 (1)	63.12		10:38:57.858

P33	39	Rob WILLIAMS	Suzuki -			
IDEAL LAP TIME : 2:46.187		BEST LAP TIME : 2:49.494	DIFFERENCE : 3.307			
LAP	SECTOR 1	SECTOR 2	LAP TIME	MPH	DIFF	TIME OF DAY
1 -	2:03.996	57.039	3:01.035 (2)	59.03	11.541	10:35:51.728
2 -	1:49.148	1:00.346	2:49.494 (1)	63.05		10:38:41.222

P34	169	Robert MILES	Suzuki - The Bike Shop Long Eaton			
IDEAL LAP TIME : 2:49.563		BEST LAP TIME : 2:49.563	DIFFERENCE : 0.000			
LAP	SECTOR 1	SECTOR 2	LAP TIME	MPH	DIFF	TIME OF DAY
1 -	2:00.843	57.484	2:58.327 (2)	59.93	8.764	10:35:23.150
2 -	1:52.773	56.790	2:49.563 (1)	63.03		10:38:12.713

P35	140 RMT	Daniel SALES	Suzuki -			
IDEAL LAP TIME : 2:49.801		BEST LAP TIME : 2:49.801	DIFFERENCE : 0.000			
LAP	SECTOR 1	SECTOR 2	LAP TIME	MPH	DIFF	TIME OF DAY
1 -	2:11.985	1:00.935	3:12.920 (2)	55.40	23.119	10:36:08.949
2 -	1:52.675	57.126	2:49.801 (1)	62.94		10:38:58.750

P36	99	Lee WINTERS	Suzuki -			
IDEAL LAP TIME : 2:50.951		BEST LAP TIME : 2:50.951	DIFFERENCE : 0.000			
LAP	SECTOR 1	SECTOR 2	LAP TIME	MPH	DIFF	TIME OF DAY
1 -	2:03.103	1:00.169	3:03.272 (2)	58.31	12.321	10:35:26.127
2 -	1:52.285	58.666	2:50.951 (1)	62.52		10:38:17.078

Weather / Track : Cloudy / Wet

Snetterton 300
Circuit Length = 2.9689 miles
Start: 10:31 Flag 10:41 End: 10:41

BMCRC - MRO Championships 2015 - Rnd 2 @ Snetterton 300

MRO Minitwins & Rookies

QUALIFYING - SECTOR ANALYSIS

SECTOR 1 = FL to I1, SECTOR 2 = I1 to I2, SECTOR 3 = I2 to FL, DIFF = Difference To Personal Best Lap

LAP	SECTOR 1	SECTOR 2	LAP TIME	MPH	DIFF	TIME OF DAY
P37 97 RMT Jake PACKHAM Suzuki - IDEAL LAP TIME : 2:51.263 BEST LAP TIME : 2:51.263 DIFFERENCE : 0.000						
1 -	2:09.435	1:03.440	3:12.875 (2)	55.41	21.612	10:36:13.781
2 -	1:53.605	57.658	2:51.263 (1)	62.40		10:39:05.044
P38 76 Charlie KING Suzuki - IDEAL LAP TIME : 2:42.476 BEST LAP TIME : 2:51.348 DIFFERENCE : 8.872						
1 -	1:56.278	55.070	2:51.348 (1)	62.37		10:35:05.827
2 -	1:50.078	1:10.115	3:00.193 (2)	59.31	8.845	10:38:06.020
P39 73 Vincent LEWIN Suzuki - Vinitwin Racing DotCo IDEAL LAP TIME : 2:51.956 BEST LAP TIME : 2:51.956 DIFFERENCE : 0.000						
1 -	1:58.749	1:01.883	3:00.632 (2)	59.17	8.676	10:35:48.598
2 -	1:52.039	59.917	2:51.956 (1)	62.15		10:38:40.554
P40 38 RMT Bob COUCHMAN Suzuki - IDEAL LAP TIME : 2:52.267 BEST LAP TIME : 2:52.267 DIFFERENCE : 0.000						
1 -	2:10.471	1:03.557	3:14.028 (2)	55.08	21.761	10:36:08.250
2 -	1:52.874	59.393	2:52.267 (1)	62.04		10:39:00.517
P41 48 Shaun WALLIS Suzuki - IDEAL LAP TIME : 2:52.719 BEST LAP TIME : 2:52.719 DIFFERENCE : 0.000						
1 -	2:12.532	1:02.662	3:15.194 (2)	54.75	22.475	10:36:09.976
2 -	1:53.572	59.147	2:52.719 (1)	61.88		10:39:02.695
P42 41 RMT Ian TURNER Suzuki - Mong Motorsport IDEAL LAP TIME : 2:57.802 BEST LAP TIME : 2:57.802 DIFFERENCE : 0.000						
1 -	2:06.279	1:03.092	3:09.371 (2)	56.43	11.569	10:35:58.585
2 -	1:58.172	59.630	2:57.802 (1)	60.11		10:38:56.387
P43 31 RMT Kelvin EVENDEN Suzuki - Glosrose Group IDEAL LAP TIME : 2:58.917 BEST LAP TIME : 2:58.917 DIFFERENCE : 0.000						
1 -	2:08.475	1:04.812	3:13.287 (2)	55.29	14.370	10:36:02.468
2 -	1:55.582	1:03.335	2:58.917 (1)	59.73		10:39:01.385
P44 65 Richard BUTT Suzuki - K.J. Shelley Builders IDEAL LAP TIME : 2:59.312 BEST LAP TIME : 2:59.312 DIFFERENCE : 0.000						
1 -	2:14.241	1:03.619	3:17.860 (2)	54.01	18.548	10:36:13.195
2 -	1:58.332	1:00.980	2:59.312 (1)	59.60		10:39:12.507
P45 88 RMT Peter RANDALL Suzuki - IDEAL LAP TIME : 3:00.469 BEST LAP TIME : 3:00.469 DIFFERENCE : 0.000						
1 -	2:13.720	1:05.182	3:18.902 (2)	53.73	18.433	10:36:18.789
2 -	2:00.234	1:00.235	3:00.469 (1)	59.22		10:39:19.258

Weather / Track : Cloudy / Wet

BMCRC - MRO Championships 2015 - Rnd 2 @ Snetterton 300

MRO Minitwins & Rookies

QUALIFYING - SECTOR ANALYSIS

SECTOR 1 = FL to I1, SECTOR 2 = I1 to I2, SECTOR 3 = I2 to FL, DIFF = Difference To Personal Best Lap

LAP	SECTOR 1	SECTOR 2	LAP TIME	MPH	DIFF	TIME OF DAY
P46 66 RMT Mark SMITH Suzuki - Nick & Jade IDEAL LAP TIME : 3:04.500 BEST LAP TIME : 3:04.500 DIFFERENCE : 0.000						
1 -	2:12.046	1:12.790	3:24.836 (2)	52.17	20.336	10:36:16.543
2 -	2:01.188	1:03.312	3:04.500 (1)	57.92		10:39:21.043
P47 192 RMT Daniel MOFFA Suzuki - Forest Stump IDEAL LAP TIME : 3:05.828 BEST LAP TIME : 3:05.828 DIFFERENCE : 0.000						
1 -	2:21.757	1:06.136	3:27.893 (2)	51.41	22.065	10:36:23.071
2 -	2:02.376	1:03.452	3:05.828 (1)	57.51		10:39:28.899
P48 26 RMT Steven DOLAN Suzuki - IDEAL LAP TIME : 3:07.494 BEST LAP TIME : 3:24.333 DIFFERENCE : 16.839						
1 -	2:19.257	1:05.076	3:24.333 (1)	52.30		10:36:27.967
P49 43 RMT Harrison DAY Suzuki - IDEAL LAP TIME : 3:18.191 BEST LAP TIME : 3:30.430 DIFFERENCE : 12.239						
1 -	2:18.137	1:12.293	3:30.430 (1)	50.79		10:36:22.494
P50 44 RMT Peter DAVIES Suzuki - IDEAL LAP TIME : 3:18.408 BEST LAP TIME : 3:33.623 DIFFERENCE : 15.215						
1 -	2:23.711	1:09.912	3:33.623 (1)	50.03		10:36:34.304
P51 87 Tristan REVELL Suzuki - IDEAL LAP TIME : 2:50.555 BEST LAP TIME : DIFFERENCE :						
1 -	1:55.674		4:05.576 P	43.52		10:36:25.028
2 -	OUTLAP	54.881	2:46.787	64.08		10:39:11.815
P52 15 RMT Stephen JONES Suzuki - MW Solicitors IDEAL LAP TIME : 3:27.054 BEST LAP TIME : DIFFERENCE :						
1 -	OUTLAP	1:00.670	3:17.488	54.12		10:38:05.626

BMCRC - MRO Championships 2015 - Rnd 2 @ Snetterton 300

MRO Minitwins & Rookies

QUALIFYING - BEST SECTORS

SECTOR 1			SECTOR 2			IDEAL / BEST COMPARISON						
POS	NO	NAME	TIME	NO	NAME	TIME	POS	NO	NAME	IDEAL	BEST	DIFF
									PERFECT LAP	2:24.914		
1	777	WILLIAMS	1:36.407	40	WILBY	48.507	1	40	WILBY	2:25.383	2:26.022	0.639
2	98	TOPPING	1:36.815	777	WILLIAMS	49.433	2	777	WILLIAMS	2:25.840	2:28.528	2.688
3	40	WILBY	1:36.876	92	LAST	49.761	3	98	TOPPING	2:27.025	2:30.576	3.551
4	92	LAST	1:37.385	98	TOPPING	50.210	4	92	LAST	2:27.146	2:27.807	0.661
5	54	JAMISON	1:38.942	139	KIRK	50.442	5	64	BUXTON	2:30.057	2:32.114	2.057
6	64	BUXTON	1:39.234	64	BUXTON	50.823	6	54	JAMISON	2:30.574	2:32.980	2.406
7	30	GOODE	1:39.458	30	GOODE	51.225	7	30	GOODE	2:30.683	2:30.683	0.000
8	52	JOHNSTON	1:40.270	52	JOHNSTON	51.315	8	139	KIRK	2:31.182	2:31.439	0.257
9	139	KIRK	1:40.740	54	JAMISON	51.632	9	52	JOHNSTON	2:31.585	2:32.991	1.406
10	58	COSTIN	1:43.548	58	COSTIN	52.740	10	58	COSTIN	2:36.288	2:39.906	3.618
11	7	HICKLING	1:43.721	51	RUTTER	53.147	11	51	RUTTER	2:36.961	2:40.106	3.145
12	51	RUTTER	1:43.814	35	WALSH	53.205	12	7	HICKLING	2:37.780	2:40.894	3.114
13	34	JOHNSON	1:44.339	34	JOHNSON	53.469	13	34	JOHNSON	2:37.808	2:37.808	0.000
14	68	EUSTACE	1:45.227	59	FOORD	53.504	14	68	EUSTACE	2:39.247	2:39.247	0.000
15	124	BUTLER	1:45.580	37	WILSON	53.722	15	59	FOORD	2:39.969	2:39.969	0.000
16	138	BERRY	1:45.961	111	FOLKES	53.747	16	138	BERRY	2:40.526	2:40.526	0.000
17	59	FOORD	1:46.465	68	EUSTACE	54.020	17	37	WILSON	2:40.670	2:40.670	0.000
18	81	MAY	1:46.665	7	HICKLING	54.059	18	81	MAY	2:40.782	2:40.782	0.000
19	37	WILSON	1:46.948	81	MAY	54.117	19	35	WALSH	2:41.400	2:41.400	0.000
20	11	TAFFURELLI	1:47.402	444	WILLIAMS	54.534	20	111	FOLKES	2:41.774	2:41.774	0.000
21	76	KING	1:47.406	138	BERRY	54.565	21	124	BUTLER	2:41.945	2:41.945	0.000
22	118	PLUMMER	1:47.861	5	MANTELL	54.592	22	76	KING	2:42.476	2:51.348	8.872
23	111	FOLKES	1:48.027	87	REVELL	54.881	23	444	WILLIAMS	2:42.655	2:42.655	0.000
24	444	WILLIAMS	1:48.121	118	PLUMMER	54.911	24	118	PLUMMER	2:42.772	2:42.772	0.000
25	35	WALSH	1:48.195	93	WALLIS	54.987	25	11	TAFFURELLI	2:43.369	2:44.950	1.581
26	145	MOORE	1:48.654	76	KING	55.070	26	145	MOORE	2:43.945	2:43.945	0.000
27	39	WILLIAMS	1:49.148	145	MOORE	55.291	27	5	MANTELL	2:44.284	2:44.284	0.000
28	72	MILLER	1:49.196	11	TAFFURELLI	55.967	28	39	WILLIAMS	2:46.187	2:49.494	3.307
29	22	DOWDS	1:49.516	124	BUTLER	56.365	29	93	WALLIS	2:46.192	2:46.192	0.000
30	5	MANTELL	1:49.692	169	MILES	56.790	30	72	MILLER	2:46.873	2:46.873	0.000
31	28	VEASEY	1:49.856	39	WILLIAMS	57.039	31	22	DOWDS	2:47.618	2:47.618	0.000
32	32	THAY	1:50.450	140	SALES	57.126	32	28	VEASEY	2:47.795	2:47.795	0.000
33	69	HUSKINSON	1:50.983	69	HUSKINSON	57.307	33	69	HUSKINSON	2:48.290	2:48.290	0.000
34	93	WALLIS	1:51.205	97	PACKHAM	57.658	34	32	THAY	2:49.317	2:49.317	0.000
35	73	LEWIN	1:52.039	72	MILLER	57.677	35	169	MILES	2:49.563	2:49.563	0.000
36	99	WINTERS	1:52.285	28	VEASEY	57.939	36	140	SALES	2:49.801	2:49.801	0.000
37	140	SALES	1:52.675	22	DOWDS	58.102	37	87	REVELL	2:50.555		
38	169	MILES	1:52.773	99	WINTERS	58.666	38	99	WINTERS	2:50.951	2:50.951	0.000
39	38	COUCHMAN	1:52.874	32	THAY	58.867	39	97	PACKHAM	2:51.263	2:51.263	0.000
40	48	WALLIS	1:53.572	48	WALLIS	59.147	40	73	LEWIN	2:51.956	2:51.956	0.000
41	97	PACKHAM	1:53.605	38	COUCHMAN	59.393	41	38	COUCHMAN	2:52.267	2:52.267	0.000
42	31	EVENDEN	1:55.582	41	TURNER	59.630	42	48	WALLIS	2:52.719	2:52.719	0.000
43	87	REVELL	1:55.674	73	LEWIN	59.917	43	41	TURNER	2:57.802	2:57.802	0.000
44	41	TURNER	1:58.172	88	RANDALL	1:00.235	44	31	EVENDEN	2:58.917	2:58.917	0.000
45	65	BUTT	1:58.332	15	JONES	1:00.670	45	65	BUTT	2:59.312	2:59.312	0.000
46	88	RANDALL	2:00.234	65	BUTT	1:00.980	46	88	RANDALL	3:00.469	3:00.469	0.000
47	66	SMITH	2:01.188	26	DOLAN	1:02.799	47	66	SMITH	3:04.500	3:04.500	0.000
48	192	MOFFA	2:02.376	66	SMITH	1:03.312	48	192	MOFFA	3:05.828	3:05.828	0.000
49	26	DOLAN	2:04.695	31	EVENDEN	1:03.335	49	26	DOLAN	3:07.494	3:24.333	16.839
50	43	DAY	2:10.777	192	MOFFA	1:03.452	50	43	DAY	3:18.191	3:30.430	12.239
51	44	DAVIES	2:11.798	44	DAVIES	1:06.610	51	44	DAVIES	3:18.408	3:33.623	15.215
52	15	JONES	2:26.384	43	DAY	1:07.414	52	15	JONES	3:27.054		

Weather / Track : Cloudy / Wet

Snetterton 300

Circuit Length = 2.9689 miles

Start: 10:31 Flag 10:41 End: 10:41

Results can be found at www.tsl-timing.com

Printed - 10:45 Saturday, 25 April 2015

BMCRC - MRO Championships 2015 - Rnd 2 @ Snetterton 300



HOYL INSURANCE

MRO Minitwins

RACE 7 - GRID (5 Laps)

ROW 11	33	3 Marcus NEWALL	32	87 Tristan REVELL	31	65 Richard BUTT	2:59.312
ROW 10	30	2:52.719 48 Shaun WALLIS	29	2:51.956 73 Vincent LEWIN	28	2:51.348 76 Charlie KING	
ROW 9	27	2:50.951 99 Lee WINTERS	26	2:49.563 169 Robert MILES	25	2:49.494 39 Rob WILLIAMS	
ROW 8	24	2:47.795 28 Dominic VEASEY	23	2:46.873 72 Kevin MILLER	22	2:44.950 11 Paul TAFFURELLI	
ROW 7	21	2:44.284 5 Barry MANTELL	20	2:43.945 145 Peter MOORE	19	2:42.772 118 James PLUMMER	
ROW 6	18	2:41.945 124 Kurtis BUTLER	17	2:41.774 111 Ryan FOLKES	16	2:41.400 35 Tyler WALSH	
ROW 5	15	2:40.894 7 Richard HICKLING	14	2:40.782 81 Malvern MAY	13	2:40.670 37 Stephen WILSON	
ROW 4	12	2:40.106 51 Theo RUTTER	11	2:39.969 59 Martin FOORD	10	2:39.906 58 Steve COSTIN	
ROW 3	9	2:32.991 52 Paul JOHNSTON	8	2:32.980 54 Adam JAMISON	7	2:32.114 64 Joe BUXTON	
ROW 2	6	2:31.439 139 Byron KIRK	5	2:30.683 30 Richard GOODE	4	2:30.576 98 Steven TOPPING	
ROW 1	3	2:28.528 777 Mason WILLIAMS	2	2:27.807 92 Matt LAST	1	2:26.022 40 Paul WILBY	
						Pole	

Snetterton 300
Circuit Length = 2.9689 miles

These results are provisional until the conclusion of any judicial and technical matters.

Clerk Of Course :	Timekeeper :
-------------------	--------------

Results can be found at www.tsl-timing.com

Printed - 10:46 Saturday, 25 April 2015



BMCRC - MRO Championships 2015 - Rnd 2 @ Snetterton 300



HOYL INSURANCE

MRO Minitwins

RACE 7 - CLASSIFICATION

POS	NO	NAME	ENTRY	LAPS	TIME	GAP	DIFF	MPH	BEST	ON
1	30	Richard GOODE	Suzuki - Wps Ltd / Geoff Hand Automotive Engineer	5	10:40.808			83.39	2:06.449	4
2	40	Paul WILBY	Suzuki - Nutsmoto	5	10:40.839	0.031	0.031	83.39	2:06.769	4
3	64	Joe BUXTON	Suzuki - Buxton Racing	5	10:41.508	0.700	0.669	83.30	2:05.820	5
4	777	Mason WILLIAMS	Suzuki -	5	10:44.292	3.484	2.784	82.94	2:06.701	4
5	124	Kurtis BUTLER	Suzuki -	5	10:45.282	4.474	0.990	82.81	2:07.075	2
6	92	Matt LAST	Suzuki - Phase 5 Technology	5	10:52.176	11.368	6.894	81.94	2:08.226	3
7	98	Steven TOPPING	Suzuki - HDS / Nutsmoto	5	10:54.899	14.091	2.723	81.60	2:09.183	5
8	139	Byron KIRK	Suzuki -	5	11:00.205	19.397	5.306	80.94	2:10.748	5
9	76	Charlie KING	Suzuki -	5	11:00.305	19.497	0.100	80.93	2:07.908	4
10	58	Steve COSTIN	Suzuki - AUTO REVIVE,SAKURA,LKY7SPORTS	5	11:05.289	24.481	4.984	80.32	2:10.515	4
11	54	Adam JAMISON	Suzuki -	5	11:07.010	26.202	1.721	80.11	2:11.188	4
12	52	Paul JOHNSTON	Suzuki - ePayMe	5	11:07.684	26.876	0.674	80.03	2:11.721	4
13	7	Richard HICKLING	Suzuki -	5	11:09.840	29.032	2.156	79.78	2:10.536	5
14	5	Barry MANTELL	Suzuki - Streets Installations	5	11:12.739	31.931	2.899	79.43	2:11.498	4
15	111	Ryan FOLKES	Suzuki -	5	11:14.200	33.392	1.461	79.26	2:11.004	4
16	51	Theo RUTTER	Suzuki -	5	11:20.958	40.150	6.758	78.47	2:13.439	5
17	145	Peter MOORE	Suzuki - Curphs Cuttings	5	11:21.137	40.329	0.179	78.45	2:12.848	5
18	35	Tyler WALSH	Suzuki - GBR Powerlines	5	11:21.268	40.460	0.131	78.44	2:11.315	4
19	37	Stephen WILSON	Suzuki -	5	11:21.773	40.965	0.505	78.38	2:11.459	5
20	81	Malvern MAY	Suzuki -	5	11:28.055	47.247	6.282	77.66	2:14.341	5
21	118	James PLUMMER	Suzuki -	5	11:28.658	47.850	0.603	77.60	2:14.016	5
22	59	Martin FOORD	Suzuki -	5	11:30.081	49.273	1.423	77.44	2:15.592	4
23	87	Tristan REVELL	Suzuki -	5	11:32.116	51.308	2.035	77.21	2:15.479	5
24	28	Dominic VEASEY	Suzuki -	5	11:33.026	52.218	0.910	77.11	2:14.768	4
25	48	Shaun WALLIS	Suzuki -	5	11:37.278	56.470	4.252	76.64	2:15.018	4
26	3	Marcus NEWALL	Suzuki - Mum & Dad	5	11:40.889	1:00.081	3.611	76.24	2:16.502	5
27	39	Rob WILLIAMS	Suzuki -	5	11:42.937	1:02.129	2.048	76.02	2:17.155	3
28	169	Robert MILES	Suzuki - The Bike Shop Long Eaton	5	11:49.129	1:08.321	6.192	75.36	2:18.578	4
29	65	Richard BUTT	Suzuki - K.J. Shelley Builders	5	11:52.268	1:11.460	3.139	75.02	2:14.620	4
30	72	Kevin MILLER	Suzuki - Mechanical Air Supplies Ltd	5	11:59.149	1:18.341	6.881	74.31	2:19.600	4
31	99	Lee WINTERS	Suzuki -	5	12:00.888	1:20.080	1.739	74.13	2:20.995	5
32	73	Vincent LEWIN	Suzuki - Vinitwin Racing DotCo	5	12:35.614	1:54.806	34.726	70.72	2:27.508	4

NOT CLASSIFIED

DNF	11	Paul TAFFURELLI	Suzuki - Jesfer Technology	4	9:18.750	1 Lap	1 Lap	76.51	2:15.084	2
-----	----	-----------------	----------------------------	---	----------	-------	-------	-------	----------	---

FASTEST LAP

	64	Joe BUXTON	Suzuki - Buxton Racing	5	2:05.820			84.94 mph	136.70 kph	
--	----	------------	------------------------	---	----------	--	--	-----------	------------	--

90% of Race Speed = 75.05 mph

Weather / Track : Cloudy / Dry

These results are provisional until the conclusion of any judicial and technical matters.

Snetterton 300

Circuit Length = 2.9689 miles

Start: 14:05 Flag 14:15 End: 14:17

Clerk Of Course :		Timekeeper :
-------------------	--	--------------

Results can be found at www.tsl-timing.com

Printed - 14:18 Saturday, 25 April 2015



BMCRC - MRO Championships 2015 - Rnd 2 @ Snetterton 300

MRO Minitwins

RACE 7 - LAP CHART

LAP 1 @ 14:07:26.778			LAP 2 @ 14:09:33.903			LAP 3 @ 14:11:40.983			LAP 4 @ 14:13:47.714			LAP 5 @ 14:15:54.959		
NO	BEHIND	LAP TIME	NO	BEHIND	LAP TIME	NO	BEHIND	LAP TIME	NO	BEHIND	LAP TIME	NO	BEHIND	LAP TIME
40		2:12.627	30		2:07.089	40		2:07.043	30		2:06.449	30		2:07.245
30	0.036	2:12.663	40	0.037	2:07.162	30	0.282	2:07.362	40	0.038	2:06.769	40	0.031	2:07.238
64	1.675	2:14.302	64	2.537	2:07.987	64	2.858	2:07.401	64	2.125	2:05.998	64	0.700	2:05.820
92	2.036	2:14.663	124	2.881	2:07.075	124	3.176	2:07.375	124	3.577	2:07.132	777	3.484	2:07.125
98	2.558	2:15.185	92	3.155	2:08.244	777	3.634	2:06.875	777	3.604	2:06.701	124	4.474	2:08.142
777	2.815	2:15.442	777	3.839	2:08.149	92	4.301	2:08.226	92	7.004	2:09.434	92	11.368	2:11.609
124	2.931	2:15.558	98	5.053	2:09.620	98	8.669	2:10.696	98	12.153	2:10.215	98	14.091	2:09.183
139	4.302	2:16.929	139	8.014	2:10.837	139	11.737	2:10.803	139	15.894	2:10.888	139	19.397	2:10.748
52	5.817	2:18.444	58	10.848	2:11.463	58	15.790	2:12.022	76	18.816	2:07.908	76	19.497	2:07.926
58	6.510	2:19.137	52	11.747	2:13.055	52	16.796	2:12.129	58	19.574	2:10.515	58	24.481	2:12.152
54	7.294	2:19.921	54	12.538	2:12.369	54	17.620	2:12.162	52	21.786	2:11.721	54	26.202	2:11.370
7	10.990	2:23.617	76	15.011	2:10.838	76	17.639	2:09.708	54	22.077	2:11.188	52	26.876	2:12.335
5	11.216	2:23.843	7	16.440	2:12.575	7	21.487	2:12.127	7	25.741	2:10.985	7	29.032	2:10.536
76	11.298	2:23.925	5	16.841	2:12.750	5	22.178	2:12.417	5	26.945	2:11.498	5	31.931	2:12.231
59	11.542	2:24.169	51	18.870	2:14.338	111	23.793	2:11.969	111	28.066	2:11.004	111	33.392	2:12.571
51	11.657	2:24.284	111	18.904	2:13.744	51	25.861	2:14.071	51	33.956	2:14.826	51	40.150	2:13.439
37	12.220	2:24.847	145	22.062	2:14.651	145	28.514	2:13.532	145	34.726	2:12.943	145	40.329	2:12.848
111	12.285	2:24.912	59	22.074	2:17.657	37	30.365	2:14.849	35	35.418	2:11.315	35	40.460	2:12.287
81	12.728	2:25.355	37	22.596	2:17.501	35	30.834	2:14.244	37	36.751	2:13.117	37	40.965	2:11.459
118	13.429	2:26.056	81	22.933	2:17.330	81	32.033	2:16.180	81	40.151	2:14.849	81	47.247	2:14.341
145	14.536	2:27.163	118	23.115	2:16.811	59	32.060	2:17.066	59	40.921	2:15.592	118	47.850	2:14.016
28	14.722	2:27.349	11	23.356	2:15.084	118	32.301	2:16.266	118	41.079	2:15.509	59	49.273	2:15.597
11	15.397	2:28.024	35	23.670	2:13.166	87	33.768	2:16.170	28	42.872	2:14.768	87	51.308	2:15.479
87	16.243	2:28.870	87	24.678	2:15.560	28	34.835	2:16.767	87	43.074	2:16.037	28	52.218	2:16.591
3	16.751	2:29.378	28	25.148	2:17.551	11	35.240	2:18.964	11	45.187	2:16.678	48	56.470	2:16.915
48	17.523	2:30.150	48	28.757	2:18.359	65	37.817	2:15.613	65	45.706	2:14.620	3	1:00.081	2:16.502
35	17.629	2:30.256	65	29.284	2:18.653	48	38.513	2:16.836	48	46.800	2:15.018	39	1:02.129	2:17.602
65	17.756	2:30.383	3	29.486	2:19.860	3	40.126	2:17.720	3	50.824	2:17.429	169	1:08.321	2:19.458
39	18.992	2:31.619	39	30.637	2:18.770	39	40.712	2:17.155	39	51.772	2:17.791	65	1:11.460	2:32.999
169	19.115	2:31.742	169	31.763	2:19.773	169	44.261	2:19.578	169	56.108	2:18.578	72	1:18.341	2:21.003
99	20.523	2:33.150	99	35.608	2:22.210	99	51.677	2:23.149	72	1:04.583	2:19.600	99	1:20.080	2:20.995
72	22.773	2:35.400	72	36.889	2:21.241	72	51.714	2:21.905	99	1:06.330	2:21.384	73	1:54.806	2:28.233
73	26.799	2:39.426	73	50.646	2:30.972	73	1:13.041	2:29.475	73	1:33.818	2:27.508			

Weather / Track : Cloudy / Dry

Snetterton 300

Circuit Length = 2.9689 miles

Start: 14:05 Flag 14:15 End: 14:17

Results can be found at www.tsl-timing.com

Printed - 14:19 Saturday, 25 April 2015

BMCRC - MRO Championships 2015 - Rnd 2 @ Snetterton 300

MRO Minitwins

RACE 7 - SECTOR ANALYSIS

SECTOR 1 = FL to I1, SECTOR 2 = I1 to I2, SECTOR 3 = I2 to FL, DIFF = Difference To Personal Best Lap

P1 30		Richard GOODE		Suzuki - Wps Ltd / Geoff Hand Automotive Engineering		
IDEAL LAP TIME : 2:06.279		BEST LAP TIME : 2:06.449		DIFFERENCE : 0.170		
LAP	SECTOR 1	SECTOR 2	LAP TIME	MPH	DIFF	TIME OF DAY
1 -		42.485	2:12.663	80.56	6.214	14:07:26.814
2 -	1:24.784	42.305	2:07.089 (2)	84.09	0.640	14:09:33.903
3 -	1:25.035	42.327	2:07.362	83.91	0.913	14:11:41.265
4 -	1:24.271	42.178	2:06.449 (1)	84.52		14:13:47.714
5 -	1:25.237	42.008	2:07.245 (3)	83.99	0.796	14:15:54.959

P2 40		Paul WILBY		Suzuki - Nutsmoto		
IDEAL LAP TIME : 2:06.762		BEST LAP TIME : 2:06.769		DIFFERENCE : 0.007		
LAP	SECTOR 1	SECTOR 2	LAP TIME	MPH	DIFF	TIME OF DAY
1 -		42.455	2:12.627	80.58	5.858	14:07:26.778
2 -	1:24.818	42.344	2:07.162 (3)	84.05	0.393	14:09:33.940
3 -	1:24.939	42.104	2:07.043 (2)	84.12	0.274	14:11:40.983
4 -	1:24.825	41.944	2:06.769 (1)	84.31		14:13:47.752
5 -	1:25.220	42.018	2:07.238	84.00	0.469	14:15:54.990

P3 64		Joe BUXTON		Suzuki - Buxton Racing		
IDEAL LAP TIME : 2:05.603		BEST LAP TIME : 2:05.820		DIFFERENCE : 0.217		
LAP	SECTOR 1	SECTOR 2	LAP TIME	MPH	DIFF	TIME OF DAY
1 -		43.006	2:14.302	79.58	8.482	14:07:28.453
2 -	1:25.698	42.289	2:07.987	83.50	2.167	14:09:36.440
3 -	1:25.126	42.275	2:07.401 (3)	83.89	1.581	14:11:43.841
4 -	1:24.349	41.649	2:05.998 (2)	84.82	0.178	14:13:49.839
5 -	1:23.954	41.866	2:05.820 (1)	84.94		14:15:55.659

P4 777		Mason WILLIAMS		Suzuki -		
IDEAL LAP TIME : 2:06.089		BEST LAP TIME : 2:06.701		DIFFERENCE : 0.612		
LAP	SECTOR 1	SECTOR 2	LAP TIME	MPH	DIFF	TIME OF DAY
1 -		43.949	2:15.442	78.91	8.741	14:07:29.593
2 -	1:25.721	42.428	2:08.149	83.40	1.448	14:09:37.742
3 -	1:24.754	42.121	2:06.875 (2)	84.24	0.174	14:11:44.617
4 -	1:24.261	42.440	2:06.701 (1)	84.35		14:13:51.318
5 -	1:25.297	41.828	2:07.125 (3)	84.07	0.424	14:15:58.443

P5 124		Kurtis BUTLER		Suzuki -		
IDEAL LAP TIME : 2:07.010		BEST LAP TIME : 2:07.075		DIFFERENCE : 0.065		
LAP	SECTOR 1	SECTOR 2	LAP TIME	MPH	DIFF	TIME OF DAY
1 -		43.035	2:15.558	78.84	8.483	14:07:29.709
2 -	1:24.715	42.360	2:07.075 (1)	84.10		14:09:36.784
3 -	1:25.008	42.367	2:07.375 (3)	83.91	0.300	14:11:44.159
4 -	1:24.650	42.482	2:07.132 (2)	84.07	0.057	14:13:51.291
5 -	1:25.360	42.782	2:08.142	83.40	1.067	14:15:59.433

P6 92		Matt LAST		Suzuki - Phase 5 Technology		
IDEAL LAP TIME : 2:08.075		BEST LAP TIME : 2:08.226		DIFFERENCE : 0.151		
LAP	SECTOR 1	SECTOR 2	LAP TIME	MPH	DIFF	TIME OF DAY
1 -		43.344	2:14.663	79.36	6.437	14:07:28.814
2 -	1:25.568	42.676	2:08.244 (2)	83.34	0.018	14:09:37.058
3 -	1:25.399	42.827	2:08.226 (1)	83.35		14:11:45.284
4 -	1:26.182	43.252	2:09.434 (3)	82.57	1.208	14:13:54.718
5 -	1:27.144	44.465	2:11.609	81.21	3.383	14:16:06.327

P7 98		Steven TOPPING		Suzuki - HDS / Nutsmoto		
IDEAL LAP TIME : 2:09.183		BEST LAP TIME : 2:09.183		DIFFERENCE : 0.000		
LAP	SECTOR 1	SECTOR 2	LAP TIME	MPH	DIFF	TIME OF DAY

Weather / Track : Cloudy / Dry

Snetterton 300
Circuit Length = 2.9689 miles
Start: 14:05 Flag 14:15 End: 14:17

BMCRC - MRO Championships 2015 - Rnd 2 @ Snetterton 300

MRO Minitwins

RACE 7 - SECTOR ANALYSIS

SECTOR 1 = FL to I1, SECTOR 2 = I1 to I2, SECTOR 3 = I2 to FL, DIFF = Difference To Personal Best Lap

1 -		43.055		2:15.185	79.06	6.002	14:07:29.336
2 -	1:26.642	42.978		2:09.620 (2)	82.45	0.437	14:09:38.956
3 -	1:27.404	43.292		2:10.696	81.77	1.513	14:11:49.652
4 -	1:27.027	43.188		2:10.215 (3)	82.08	1.032	14:13:59.867
5 -	1:26.410	42.773		2:09.183 (1)	82.73		14:16:09.050

P8 139		Byron KIRK		Suzuki -			
IDEAL LAP TIME : 2:10.727		BEST LAP TIME : 2:10.748		DIFFERENCE : 0.021			
LAP	SECTOR 1	SECTOR 2	LAP TIME	MPH	DIFF	TIME OF DAY	
1 -		43.678	2:16.929	78.05	6.181	14:07:31.080	
2 -	1:27.136	43.701	2:10.837 (3)	81.69	0.089	14:09:41.917	
3 -	1:27.131	43.672	2:10.803 (2)	81.71	0.055	14:11:52.720	
4 -	1:27.234	43.654	2:10.888	81.65	0.140	14:14:03.608	
5 -	1:27.073	43.675	2:10.748 (1)	81.74		14:16:14.356	

P9 76		Charlie KING		Suzuki -			
IDEAL LAP TIME : 2:07.406		BEST LAP TIME : 2:07.908		DIFFERENCE : 0.502			
LAP	SECTOR 1	SECTOR 2	LAP TIME	MPH	DIFF	TIME OF DAY	
1 -		45.162	2:23.925	74.26	16.017	14:07:38.076	
2 -	1:27.704	43.134	2:10.838	81.68	2.930	14:09:48.914	
3 -	1:26.701	43.007	2:09.708 (3)	82.40	1.800	14:11:58.622	
4 -	1:25.591	42.317	2:07.908 (1)	83.56		14:14:06.530	
5 -	1:25.089	42.837	2:07.926 (2)	83.54	0.018	14:16:14.456	

P10 58		Steve COSTIN		Suzuki - AUTO REVIVE,SAKURA,LKY7SPORTS			
IDEAL LAP TIME : 2:10.515		BEST LAP TIME : 2:10.515		DIFFERENCE : 0.000			
LAP	SECTOR 1	SECTOR 2	LAP TIME	MPH	DIFF	TIME OF DAY	
1 -		44.067	2:19.137	76.81	8.622	14:07:33.288	
2 -	1:27.562	43.901	2:11.463 (2)	81.30	0.948	14:09:44.751	
3 -	1:27.816	44.206	2:12.022 (3)	80.95	1.507	14:11:56.773	
4 -	1:27.356	43.159	2:10.515 (1)	81.89		14:14:07.288	
5 -	1:27.675	44.477	2:12.152	80.87	1.637	14:16:19.440	

P11 54		Adam JAMISON		Suzuki -			
IDEAL LAP TIME : 2:10.696		BEST LAP TIME : 2:11.188		DIFFERENCE : 0.492			
LAP	SECTOR 1	SECTOR 2	LAP TIME	MPH	DIFF	TIME OF DAY	
1 -		44.377	2:19.921	76.38	8.733	14:07:34.072	
2 -	1:28.238	44.131	2:12.369	80.74	1.181	14:09:46.441	
3 -	1:28.151	44.011	2:12.162 (3)	80.87	0.974	14:11:58.603	
4 -	1:27.745	43.443	2:11.188 (1)	81.47		14:14:09.791	
5 -	1:27.253	44.117	2:11.370 (2)	81.35	0.182	14:16:21.161	

P12 52		Paul JOHNSTON		Suzuki - ePayMe			
IDEAL LAP TIME : 2:11.565		BEST LAP TIME : 2:11.721		DIFFERENCE : 0.156			
LAP	SECTOR 1	SECTOR 2	LAP TIME	MPH	DIFF	TIME OF DAY	
1 -		44.338	2:18.444	77.20	6.723	14:07:32.595	
2 -	1:28.418	44.637	2:13.055	80.32	1.334	14:09:45.650	
3 -	1:28.057	44.072	2:12.129 (2)	80.89	0.408	14:11:57.779	
4 -	1:27.493	44.228	2:11.721 (1)	81.14		14:14:09.500	
5 -	1:27.889	44.446	2:12.335 (3)	80.76	0.614	14:16:21.835	

P13 7		Richard HICKLING		Suzuki -			
IDEAL LAP TIME : 2:10.536		BEST LAP TIME : 2:10.536		DIFFERENCE : 0.000			
LAP	SECTOR 1	SECTOR 2	LAP TIME	MPH	DIFF	TIME OF DAY	
1 -		46.373	2:23.617	74.42	13.081	14:07:37.768	
2 -	1:28.186	44.389	2:12.575	80.61	2.039	14:09:50.343	
3 -	1:27.608	44.519	2:12.127 (3)	80.89	1.591	14:12:02.470	
4 -	1:26.960	44.025	2:10.985 (2)	81.59	0.449	14:14:13.455	

Weather / Track : Cloudy / Dry

Snetterton 300

Circuit Length = 2.9689 miles

Start: 14:05 Flag 14:15 End: 14:17

BMCRC - MRO Championships 2015 - Rnd 2 @ Snetterton 300

MRO Minitwins

RACE 7 - SECTOR ANALYSIS

SECTOR 1 = FL to I1, SECTOR 2 = I1 to I2, SECTOR 3 = I2 to FL, DIFF = Difference To Personal Best Lap

5 - 1:26.604 43.932 2:10.536 (1) 81.87 14:16:23.991

P14 5 Barry MANTELL		Suzuki - Streets Installations				
IDEAL LAP TIME : 2:11.498		BEST LAP TIME : 2:11.498		DIFFERENCE : 0.000		
LAP	SECTOR 1	SECTOR 2	LAP TIME	MPH	DIFF	TIME OF DAY
1 -		45.995	2:23.843	74.30	12.345	14:07:37.994
2 -	1:28.553	44.197	2:12.750	80.51	1.252	14:09:50.744
3 -	1:28.349	44.068	2:12.417 (3)	80.71	0.919	14:12:03.161
4 -	1:27.669	43.829	2:11.498 (1)	81.27		14:14:14.659
5 -	1:28.371	43.860	2:12.231 (2)	80.82	0.733	14:16:26.890

P15 111 Ryan FOLKES		Suzuki -				
IDEAL LAP TIME : 2:11.004		BEST LAP TIME : 2:11.004		DIFFERENCE : 0.000		
LAP	SECTOR 1	SECTOR 2	LAP TIME	MPH	DIFF	TIME OF DAY
1 -		45.421	2:24.912	73.75	13.908	14:07:39.063
2 -	1:28.993	44.751	2:13.744	79.91	2.740	14:09:52.807
3 -	1:27.977	43.992	2:11.969 (2)	80.98	0.965	14:12:04.776
4 -	1:27.038	43.966	2:11.004 (1)	81.58		14:14:15.780
5 -	1:28.225	44.346	2:12.571 (3)	80.62	1.567	14:16:28.351

P16 51 Theo RUTTER		Suzuki -				
IDEAL LAP TIME : 2:13.439		BEST LAP TIME : 2:13.439		DIFFERENCE : 0.000		
LAP	SECTOR 1	SECTOR 2	LAP TIME	MPH	DIFF	TIME OF DAY
1 -		46.883	2:24.284	74.07	10.845	14:07:38.435
2 -	1:29.320	45.018	2:14.338 (3)	79.56	0.899	14:09:52.773
3 -	1:29.025	45.046	2:14.071 (2)	79.71	0.632	14:12:06.844
4 -	1:29.921	44.905	2:14.826	79.27	1.387	14:14:21.670
5 -	1:28.583	44.856	2:13.439 (1)	80.09		14:16:35.109

P17 145 Peter MOORE		Suzuki - Curphs Cuttings				
IDEAL LAP TIME : 2:12.388		BEST LAP TIME : 2:12.848		DIFFERENCE : 0.460		
LAP	SECTOR 1	SECTOR 2	LAP TIME	MPH	DIFF	TIME OF DAY
1 -		45.851	2:27.163	72.62	14.315	14:07:41.314
2 -	1:29.582	45.069	2:14.651	79.37	1.803	14:09:55.965
3 -	1:29.071	44.461	2:13.532 (3)	80.04	0.684	14:12:09.497
4 -	1:28.797	44.146	2:12.943 (2)	80.39	0.095	14:14:22.440
5 -	1:28.242	44.606	2:12.848 (1)	80.45		14:16:35.288

P18 35 Tyler WALSH		Suzuki - GBR Powerlines				
IDEAL LAP TIME : 2:11.315		BEST LAP TIME : 2:11.315		DIFFERENCE : 0.000		
LAP	SECTOR 1	SECTOR 2	LAP TIME	MPH	DIFF	TIME OF DAY
1 -		46.636	2:30.256	71.13	18.941	14:07:44.407
2 -	1:27.767	45.399	2:13.166 (3)	80.26	1.851	14:09:57.573
3 -	1:29.661	44.583	2:14.244	79.61	2.929	14:12:11.817
4 -	1:27.179	44.136	2:11.315 (1)	81.39		14:14:23.132
5 -	1:27.712	44.575	2:12.287 (2)	80.79	0.972	14:16:35.419

P19 37 Stephen WILSON		Suzuki -				
IDEAL LAP TIME : 2:11.459		BEST LAP TIME : 2:11.459		DIFFERENCE : 0.000		
LAP	SECTOR 1	SECTOR 2	LAP TIME	MPH	DIFF	TIME OF DAY
1 -		46.161	2:24.847	73.78	13.388	14:07:38.998
2 -	1:31.271	46.230	2:17.501	77.73	6.042	14:09:56.499
3 -	1:30.282	44.567	2:14.849 (3)	79.25	3.390	14:12:11.348
4 -	1:29.216	43.901	2:13.117 (2)	80.29	1.658	14:14:24.465
5 -	1:27.878	43.581	2:11.459 (1)	81.30		14:16:35.924

Weather / Track : Cloudy / Dry

Snetterton 300
Circuit Length = 2.9689 miles
Start: 14:05 Flag 14:15 End: 14:17

BMCRC - MRO Championships 2015 - Rnd 2 @ Snetterton 300

MRO Minitwins

RACE 7 - SECTOR ANALYSIS

SECTOR 1 = FL to I1, SECTOR 2 = I1 to I2, SECTOR 3 = I2 to FL, DIFF = Difference To Personal Best Lap

P20 81		Malvern MAY		Suzuki -		
IDEAL LAP TIME : 2:14.341		BEST LAP TIME : 2:14.341		DIFFERENCE : 0.000		
LAP	SECTOR 1	SECTOR 2	LAP TIME	MPH	DIFF	TIME OF DAY
1 -		45.565	2:25.355	73.53	11.014	14:07:39.506
2 -	1:31.570	45.760	2:17.330	77.82	2.989	14:09:56.836
3 -	1:30.931	45.249	2:16.180 (3)	78.48	1.839	14:12:13.016
4 -	1:29.912	44.937	2:14.849 (2)	79.25	0.508	14:14:27.865
5 -	1:29.625	44.716	2:14.341 (1)	79.55		14:16:42.206

P21 118		James PLUMMER		Suzuki -		
IDEAL LAP TIME : 2:14.016		BEST LAP TIME : 2:14.016		DIFFERENCE : 0.000		
LAP	SECTOR 1	SECTOR 2	LAP TIME	MPH	DIFF	TIME OF DAY
1 -		45.953	2:26.056	73.17	12.040	14:07:40.207
2 -	1:30.682	46.129	2:16.811	78.12	2.795	14:09:57.018
3 -	1:31.076	45.190	2:16.266 (3)	78.43	2.250	14:12:13.284
4 -	1:30.269	45.240	2:15.509 (2)	78.87	1.493	14:14:28.793
5 -	1:29.825	44.191	2:14.016 (1)	79.75		14:16:42.809

P22 59		Martin FOORD		Suzuki -		
IDEAL LAP TIME : 2:15.548		BEST LAP TIME : 2:15.592		DIFFERENCE : 0.044		
LAP	SECTOR 1	SECTOR 2	LAP TIME	MPH	DIFF	TIME OF DAY
1 -		46.870	2:24.169	74.13	8.577	14:07:38.320
2 -	1:31.286	46.371	2:17.657	77.64	2.065	14:09:55.977
3 -	1:31.001	46.065	2:17.066 (3)	77.97	1.474	14:12:13.043
4 -	1:30.284	45.308	2:15.592 (1)	78.82		14:14:28.635
5 -	1:30.333	45.264	2:15.597 (2)	78.82	0.005	14:16:44.232

P23 87		Tristan REVELL		Suzuki -		
IDEAL LAP TIME : 2:14.660		BEST LAP TIME : 2:15.479		DIFFERENCE : 0.819		
LAP	SECTOR 1	SECTOR 2	LAP TIME	MPH	DIFF	TIME OF DAY
1 -		46.540	2:28.870	71.79	13.391	14:07:43.021
2 -	1:28.927	46.633	2:15.560 (2)	78.84	0.081	14:09:58.581
3 -	1:30.435	45.735	2:16.170	78.49	0.691	14:12:14.751
4 -	1:29.688	46.349	2:16.037 (3)	78.56	0.558	14:14:30.788
5 -	1:28.925	46.554	2:15.479 (1)	78.89		14:16:46.267

P24 28		Dominic VEASEY		Suzuki -		
IDEAL LAP TIME : 2:14.654		BEST LAP TIME : 2:14.768		DIFFERENCE : 0.114		
LAP	SECTOR 1	SECTOR 2	LAP TIME	MPH	DIFF	TIME OF DAY
1 -		46.321	2:27.349	72.53	12.581	14:07:41.500
2 -	1:30.811	46.740	2:17.551	77.70	2.783	14:09:59.051
3 -	1:30.832	45.935	2:16.767 (3)	78.14	1.999	14:12:15.818
4 -	1:29.370	45.398	2:14.768 (1)	79.30		14:14:30.586
5 -	1:29.256	47.335	2:16.591 (2)	78.24	1.823	14:16:47.177

P25 48		Shaun WALLIS		Suzuki -		
IDEAL LAP TIME : 2:15.018		BEST LAP TIME : 2:15.018		DIFFERENCE : 0.000		
LAP	SECTOR 1	SECTOR 2	LAP TIME	MPH	DIFF	TIME OF DAY
1 -		47.427	2:30.150	71.18	15.132	14:07:44.301
2 -	1:31.921	46.438	2:18.359	77.24	3.341	14:10:02.660
3 -	1:31.318	45.518	2:16.836 (2)	78.10	1.818	14:12:19.496
4 -	1:29.862	45.156	2:15.018 (1)	79.16		14:14:34.514
5 -	1:30.633	46.282	2:16.915 (3)	78.06	1.897	14:16:51.429

P26 3		Marcus NEWALL		Suzuki - Mum & Dad		
IDEAL LAP TIME : 2:16.502		BEST LAP TIME : 2:16.502		DIFFERENCE : 0.000		
LAP	SECTOR 1	SECTOR 2	LAP TIME	MPH	DIFF	TIME OF DAY
1 -						
2 -						
3 -						
4 -						
5 -						

Weather / Track : Cloudy / Dry

Snetterton 300
Circuit Length = 2.9689 miles
Start: 14:05 Flag 14:15 End: 14:17

BMCRC - MRO Championships 2015 - Rnd 2 @ Snetterton 300

MRO Minitwins

RACE 7 - SECTOR ANALYSIS

SECTOR 1 = FL to I1, SECTOR 2 = I1 to I2, SECTOR 3 = I2 to FL, DIFF = Difference To Personal Best Lap

1 -		46.729		2:29.378	71.55	12.876	14:07:43.529
2 -	1:33.661	46.199		2:19.860	76.41	3.358	14:10:03.389
3 -	1:32.153	45.567		2:17.720 (3)	77.60	1.218	14:12:21.109
4 -	1:31.785	45.644		2:17.429 (2)	77.77	0.927	14:14:38.538
5 -	1:31.594	44.908		2:16.502 (1)	78.29		14:16:55.040

P27 39		Rob WILLIAMS		Suzuki -			
IDEAL LAP TIME : 2:17.083		BEST LAP TIME : 2:17.155		DIFFERENCE : 0.072			
LAP	SECTOR 1	SECTOR 2	LAP TIME	MPH	DIFF	TIME OF DAY	
1 -		47.622	2:31.619	70.49	14.464	14:07:45.770	
2 -	1:31.880	46.890	2:18.770	77.02	1.615	14:10:04.540	
3 -	1:31.218	45.937	2:17.155 (1)	77.92		14:12:21.695	
4 -	1:31.361	46.430	2:17.791 (3)	77.56	0.636	14:14:39.486	
5 -	1:31.146	46.456	2:17.602 (2)	77.67	0.447	14:16:57.088	

P28 169		Robert MILES		Suzuki - The Bike Shop Long Eaton			
IDEAL LAP TIME : 2:18.578		BEST LAP TIME : 2:18.578		DIFFERENCE : 0.000			
LAP	SECTOR 1	SECTOR 2	LAP TIME	MPH	DIFF	TIME OF DAY	
1 -		46.826	2:31.742	70.43	13.164	14:07:45.893	
2 -	1:33.224	46.549	2:19.773	76.46	1.195	14:10:05.666	
3 -	1:33.418	46.160	2:19.578 (3)	76.57	1.000	14:12:25.244	
4 -	1:32.603	45.975	2:18.578 (1)	77.12		14:14:43.822	
5 -	1:32.918	46.540	2:19.458 (2)	76.64	0.880	14:17:03.280	

P29 65		Richard BUTT		Suzuki - K.J. Shelley Builders			
IDEAL LAP TIME : 2:14.296		BEST LAP TIME : 2:14.620		DIFFERENCE : 0.324			
LAP	SECTOR 1	SECTOR 2	LAP TIME	MPH	DIFF	TIME OF DAY	
1 -		47.602	2:30.383	71.07	15.763	14:07:44.534	
2 -	1:32.620	46.033	2:18.653 (3)	77.08	4.033	14:10:03.187	
3 -	1:30.679	44.934	2:15.613 (2)	78.81	0.993	14:12:18.800	
4 -	1:29.362	45.258	2:14.620 (1)	79.39		14:14:33.420	
5 -	1:47.130	45.869	2:32.999	69.85	18.379	14:17:06.419	

P30 72		Kevin MILLER		Suzuki - Mechanical Air Supplies Ltd			
IDEAL LAP TIME : 2:19.600		BEST LAP TIME : 2:19.600		DIFFERENCE : 0.000			
LAP	SECTOR 1	SECTOR 2	LAP TIME	MPH	DIFF	TIME OF DAY	
1 -		49.012	2:35.400	68.77	15.800	14:07:49.551	
2 -	1:32.797	48.444	2:21.241 (3)	75.67	1.641	14:10:10.792	
3 -	1:33.751	48.154	2:21.905	75.31	2.305	14:12:32.697	
4 -	1:32.050	47.550	2:19.600 (1)	76.56		14:14:52.297	
5 -	1:33.429	47.574	2:21.003 (2)	75.80	1.403	14:17:13.300	

P31 99		Lee WINTERS		Suzuki -			
IDEAL LAP TIME : 2:20.977		BEST LAP TIME : 2:20.995		DIFFERENCE : 0.018			
LAP	SECTOR 1	SECTOR 2	LAP TIME	MPH	DIFF	TIME OF DAY	
1 -		47.465	2:33.150	69.78	12.155	14:07:47.301	
2 -	1:34.821	47.389	2:22.210 (3)	75.15	1.215	14:10:09.511	
3 -	1:35.085	48.064	2:23.149	74.66	2.154	14:12:32.660	
4 -	1:34.399	46.985	2:21.384 (2)	75.59	0.389	14:14:54.044	
5 -	1:33.992	47.003	2:20.995 (1)	75.80		14:17:15.039	

P32 73		Vincent LEWIN		Suzuki - Vinitwin Racing DotCo			
IDEAL LAP TIME : 2:27.508		BEST LAP TIME : 2:27.508		DIFFERENCE : 0.000			
LAP	SECTOR 1	SECTOR 2	LAP TIME	MPH	DIFF	TIME OF DAY	
1 -		51.158	2:39.426	67.04	11.918	14:07:53.577	
2 -	1:38.256	52.716	2:30.972	70.79	3.464	14:10:24.549	
3 -	1:38.041	51.434	2:29.475 (3)	71.50	1.967	14:12:54.024	
4 -	1:37.394	50.114	2:27.508 (1)	72.45		14:15:21.532	

Weather / Track : Cloudy / Dry

Snetterton 300
Circuit Length = 2.9689 miles
Start: 14:05 Flag 14:15 End: 14:17

BMCRC - MRO Championships 2015 - Rnd 2 @ Snetterton 300

MRO Minitwins

RACE 7 - SECTOR ANALYSIS

SECTOR 1 = FL to I1, SECTOR 2 = I1 to I2, SECTOR 3 = I2 to FL, DIFF = Difference To Personal Best Lap
5 - 1:37.738 50.495 2:28.233 (2) 72.10 0.725 14:17:49.765

P33 11 Paul TAFFURELLI		Suzuki - Jesfer Technology				
IDEAL LAP TIME : 2:14.813		BEST LAP TIME : 2:15.084		DIFFERENCE : 0.271		
LAP	SECTOR 1	SECTOR 2	LAP TIME	MPH	DIFF	TIME OF DAY
1 -		46.941	2:28.024	72.20	12.940	14:07:42.175
2 -	1:29.265	45.819	2:15.084 (1)	79.12		14:09:57.259
3 -	1:32.350	46.614	2:18.964 (3)	76.91	3.880	14:12:16.223
4 -	1:31.130	45.548	2:16.678 (2)	78.19	1.594	14:14:32.901

BMCRC - MRO Championships 2015 - Rnd 2 @ Snetterton 300

MRO Minitwins

RACE 7 - BEST SECTORS

SECTOR 1			SECTOR 2			IDEAL / BEST COMPARISON						
POS	NO	NAME	TIME	NO	NAME	TIME	POS	NO	NAME	IDEAL	BEST	DIFF
									PERFECT LAP	2:05.603		
1	64	BUXTON	1:23.954	64	BUXTON	41.649	1	64	BUXTON	2:05.603	2:05.820	0.217
2	777	WILLIAMS	1:24.261	777	WILLIAMS	41.828	2	777	WILLIAMS	2:06.089	2:06.701	0.612
3	30	GOODE	1:24.271	40	WILBY	41.944	3	30	GOODE	2:06.279	2:06.449	0.170
4	124	BUTLER	1:24.650	30	GOODE	42.008	4	40	WILBY	2:06.762	2:06.769	0.007
5	40	WILBY	1:24.818	76	KING	42.317	5	124	BUTLER	2:07.010	2:07.075	0.065
6	76	KING	1:25.089	124	BUTLER	42.360	6	76	KING	2:07.406	2:07.908	0.502
7	92	LAST	1:25.399	92	LAST	42.676	7	92	LAST	2:08.075	2:08.226	0.151
8	98	TOPPING	1:26.410	98	TOPPING	42.773	8	98	TOPPING	2:09.183	2:09.183	0.000
9	7	HICKLING	1:26.604	58	COSTIN	43.159	9	58	COSTIN	2:10.515	2:10.515	0.000
10	111	FOLKES	1:27.038	54	JAMISON	43.443	10	7	HICKLING	2:10.536	2:10.536	0.000
11	139	KIRK	1:27.073	37	WILSON	43.581	11	54	JAMISON	2:10.696	2:11.188	0.492
12	35	WALSH	1:27.179	139	KIRK	43.654	12	139	KIRK	2:10.727	2:10.748	0.021
13	54	JAMISON	1:27.253	5	MANTELL	43.829	13	111	FOLKES	2:11.004	2:11.004	0.000
14	58	COSTIN	1:27.356	7	HICKLING	43.932	14	35	WALSH	2:11.315	2:11.315	0.000
15	52	JOHNSTON	1:27.493	111	FOLKES	43.966	15	37	WILSON	2:11.459	2:11.459	0.000
16	5	MANTELL	1:27.669	52	JOHNSTON	44.072	16	5	MANTELL	2:11.498	2:11.498	0.000
17	37	WILSON	1:27.878	35	WALSH	44.136	17	52	JOHNSTON	2:11.565	2:11.721	0.156
18	145	MOORE	1:28.242	145	MOORE	44.146	18	145	MOORE	2:12.388	2:12.848	0.460
19	51	RUTTER	1:28.583	118	PLUMMER	44.191	19	51	RUTTER	2:13.439	2:13.439	0.000
20	87	REVELL	1:28.925	81	MAY	44.716	20	118	PLUMMER	2:14.016	2:14.016	0.000
21	28	VEASEY	1:29.256	51	RUTTER	44.856	21	65	BUTT	2:14.296	2:14.620	0.324
22	11	TAFFURELLI	1:29.265	3	NEWALL	44.908	22	81	MAY	2:14.341	2:14.341	0.000
23	65	BUTT	1:29.362	65	BUTT	44.934	23	28	VEASEY	2:14.654	2:14.768	0.114
24	81	MAY	1:29.625	48	WALLIS	45.156	24	87	REVELL	2:14.660	2:15.479	0.819
25	118	PLUMMER	1:29.825	59	FOORD	45.264	25	11	TAFFURELLI	2:14.813	2:15.084	0.271
26	48	WALLIS	1:29.862	28	VEASEY	45.398	26	48	WALLIS	2:15.018	2:15.018	0.000
27	59	FOORD	1:30.284	11	TAFFURELLI	45.548	27	59	FOORD	2:15.548	2:15.592	0.044
28	39	WILLIAMS	1:31.146	87	REVELL	45.735	28	3	NEWALL	2:16.502	2:16.502	0.000
29	3	NEWALL	1:31.594	39	WILLIAMS	45.937	29	39	WILLIAMS	2:17.083	2:17.155	0.072
30	72	MILLER	1:32.050	169	MILES	45.975	30	169	MILES	2:18.578	2:18.578	0.000
31	169	MILES	1:32.603	99	WINTERS	46.985	31	72	MILLER	2:19.600	2:19.600	0.000
32	99	WINTERS	1:33.992	72	MILLER	47.550	32	99	WINTERS	2:20.977	2:20.995	0.018
33	73	LEWIN	1:37.394	73	LEWIN	50.114	33	73	LEWIN	2:27.508	2:27.508	0.000

Weather / Track : Cloudy / Dry

Results can be found at www.tsl-timing.com

Snetterton 300

Circuit Length = 2.9689 miles

Start: 14:05 Flag 14:15 End: 14:17

Printed - 14:18 Saturday, 25 April 2015

BMCRC - MRO Championships 2015 - Rnd 2 @ Snetterton 300

MRO Minitwins

RACE 18 - GRID (5 Laps)



ROW 11	33	11 Paul TAFFURELLI	32	73 Vincent LEWIN	31	99 Lee WINTERS
ROW 10	30	72 Kevin MILLER	29	65 Richard BUTT	28	169 Robert MILES
ROW 9	27	39 Rob WILLIAMS	26	3 Marcus NEWALL	25	48 Shaun WALLIS
ROW 8	24	28 Dominic VEASEY	23	87 Tristan REVELL	22	59 Martin FOORD
ROW 7	21	118 James PLUMMER	20	81 Malvern MAY	19	37 Stephen WILSON
ROW 6	18	35 Tyler WALSH	17	145 Peter MOORE	16	51 Theo RUTTER
ROW 5	15	111 Ryan FOLKES	14	5 Barry MANTELL	13	7 Richard HICKLING
ROW 4	12	52 Paul JOHNSTON	11	54 Adam JAMISON	10	58 Steve COSTIN
ROW 3	9	76 Charlie KING	8	139 Byron KIRK	7	98 Steven TOPPING
ROW 2	6	92 Matt LAST	5	124 Kurtis BUTLER	4	777 Mason WILLIAMS
ROW 1	3	64 Joe BUXTON	2	40 Paul WILBY	1	30 Richard GOODE
Pole						

Snetterton 300
Circuit Length = 2.9689 miles

These results are provisional until the conclusion of any judicial and technical matters.

Clerk Of Course :		Timekeeper :
-------------------	--	--------------

Results can be found at www.tsl-timing.com

Printed - 14:20 Saturday, 25 April 2015



BMCRC - MRO Championships 2015 - Rnd 2 @ Snetterton 300



HOYL INSURANCE

MRO Minitwins

RACE 18 - CLASSIFICATION

POS	NO	NAME	ENTRY	LAPS	TIME	GAP	DIFF	MPH	BEST	ON
1	30	Richard GOODE	Suzuki - Wps Ltd / Geoff Hand Automotive Engineer	5	10:35.925			84.03	2:06.201	5
2	64	Joe BUXTON	Suzuki - Buxton Racing	5	10:37.966	2.041	2.041	83.76	2:05.883	5
3	40	Paul WILBY	Suzuki - Nutsmoto	5	10:38.378	2.453	0.412	83.71	2:05.862	5
4	777	Mason WILLIAMS	Suzuki -	5	10:46.446	10.521	8.068	82.66	2:06.969	5
5	76	Charlie KING	Suzuki -	5	10:46.560	10.635	0.114	82.65	2:07.162	5
6	92	Matt LAST	Suzuki - Phase 5 Technology	5	10:53.627	17.702	7.067	81.75	2:09.187	5
7	139	Byron KIRK	Suzuki -	5	10:53.711	17.786	0.084	81.74	2:08.781	5
8	98	Steven TOPPING	Suzuki - HDS / Nutsmoto	5	10:54.211	18.286	0.500	81.68	2:09.307	2
9	124	Kurtis BUTLER	Suzuki -	5	10:56.220	20.295	2.009	81.43	2:09.430	3
10	7	Richard HICKLING	Suzuki -	5	10:59.767	23.842	3.547	80.99	2:09.857	5
11	111	Ryan FOLKES	Suzuki -	5	11:02.513	26.588	2.746	80.66	2:09.876	3
12	58	Steve COSTIN	Suzuki - AUTO REVIVE, SAKURA, LKY7SPORTS	5	11:07.203	31.278	4.690	80.09	2:11.059	5
13	35	Tyler WALSH	Suzuki - GBR Powerlines	5	11:07.390	31.465	0.187	80.07	2:10.113	5
14	37	Stephen WILSON	Suzuki -	5	11:16.229	40.304	8.839	79.02	2:12.394	5
15	5	Barry MANTELL	Suzuki - Streets Installations	5	11:16.442	40.517	0.213	79.00	2:12.830	5
16	54	Adam JAMISON	Suzuki -	5	11:17.033	41.108	0.591	78.93	2:13.505	5
17	52	Paul JOHNSTON	Suzuki - ePayMe	5	11:19.560	43.635	2.527	78.63	2:14.361	5
18	51	Theo RUTTER	Suzuki -	5	11:23.431	47.506	3.871	78.19	2:14.376	5
19	81	Malvern MAY	Suzuki -	5	11:23.703	47.778	0.272	78.16	2:13.862	5
20	28	Dominic VEASEY	Suzuki -	5	11:24.294	48.369	0.591	78.09	2:14.682	3
21	3	Marcus NEWALL	Suzuki - Mum & Dad	5	11:32.986	57.061	8.692	77.11	2:15.749	5
22	118	James PLUMMER	Suzuki -	5	11:33.191	57.266	0.205	77.09	2:15.824	5
23	48	Shaun WALLIS	Suzuki -	5	11:38.210	1:02.285	5.019	76.53	2:17.007	5
24	39	Rob WILLIAMS	Suzuki -	5	11:40.780	1:04.855	2.570	76.25	2:16.186	5
25	169	Robert MILES	Suzuki - The Bike Shop Long Eaton	5	11:40.799	1:04.874	0.019	76.25	2:16.573	5
26	65	Richard BUTT	Suzuki - K.J. Shelley Builders	5	11:41.300	1:05.375	0.501	76.20	2:15.820	5
27	87	Tristan REVELL	Suzuki -	5	11:51.510	1:15.585	10.210	75.10	2:14.922	4
28	145	Peter MOORE	Suzuki - Curphs Cuttings	5	11:53.122	1:17.197	1.612	74.93	2:20.066	3
29	72	Kevin MILLER	Suzuki - Mechanical Air Supplies Ltd	5	12:00.295	1:24.370	7.173	74.19	2:21.490	4

NOT CLASSIFIED

DNF	99	Lee WINTERS	Suzuki -	4	9:39.654	1 Lap	1 Lap	73.75	2:21.815	4
DNF	73	Vincent LEWIN	Suzuki - Vinitwin Racing DotCo	3	7:26.204	2 Laps	1 Lap	71.86	2:25.115	2
DNF	59	Martin FOORD	Suzuki -	1	2:27.291	4 Laps	2 Laps	72.56	2:27.291	1

FASTEST LAP

40	Paul WILBY	Suzuki - Nutsmoto	5	2:05.862	84.91 mph	136.66 kph
----	------------	-------------------	---	----------	-----------	------------

90% of Race Speed = 75.62 mph

Snetterton 300

Circuit Length = 2.9689 miles

Start: 17:32 Flag 17:43 End: 17:44

Weather / Track : Cloudy / Dry

These results are provisional until the conclusion of any judicial and technical matters.

Clerk Of Course :	Timekeeper :
-------------------	--------------

Results can be found at www.tsl-timing.com

Printed - 17:55 Saturday, 25 April 2015



BMCRC - MRO Championships 2015 - Rnd 2 @ Snetterton 300

MRO Minitwins

RACE 18 - LAP CHART

LAP 1 @ 17:34:48.291			LAP 2 @ 17:36:54.920			LAP 3 @ 17:39:01.122			LAP 4 @ 17:41:07.595			LAP 5 @ 17:43:13.796		
NO	BEHIND	LAP TIME	NO	BEHIND	LAP TIME	NO	BEHIND	LAP TIME	NO	BEHIND	LAP TIME	NO	BEHIND	LAP TIME
30		2:10.420	30		2:06.629	30		2:06.202	30		2:06.473	30		2:06.201
64	1.373	2:11.793	64	1.620	2:06.876	64	2.359	2:06.941	64	2.359	2:06.473	64	2.041	2:05.883
40	1.658	2:12.078	40	1.776	2:06.747	40	2.665	2:07.091	40	2.792	2:06.600	40	2.453	2:05.862
92	3.367	2:13.787	777	5.201	2:08.240	777	7.764	2:08.765	777	9.674	2:08.352	777	10.521	2:06.969
124	3.536	2:13.956	76	6.424	2:08.818	76	7.795	2:07.573	776	9.753	2:08.462	76	10.635	2:07.162
777	3.590	2:14.010	98	6.833	2:09.307	124	10.485	2:09.430	124	14.084	2:10.072	92	17.702	2:09.187
98	4.155	2:14.575	124	7.257	2:10.350	92	10.565	2:09.462	92	14.716	2:10.624	139	17.786	2:08.781
76	4.235	2:14.655	92	7.305	2:10.567	98	10.718	2:10.087	98	14.772	2:10.527	98	18.286	2:09.715
139	5.368	2:15.788	139	7.863	2:09.124	139	10.844	2:09.183	139	15.206	2:10.835	124	20.295	2:12.412
7	6.815	2:17.235	7	10.793	2:10.607	7	15.230	2:10.639	7	20.186	2:11.429	7	23.842	2:09.857
58	9.329	2:19.749	111	14.215	2:10.840	111	17.889	2:09.876	111	21.554	2:10.138	111	26.588	2:11.235
54	9.382	2:19.802	58	14.524	2:11.824	58	21.410	2:13.088	58	26.420	2:11.483	58	31.278	2:11.059
111	10.004	2:20.424	54	16.383	2:13.630	35	21.677	2:11.086	35	27.553	2:12.349	35	31.465	2:10.113
52	10.076	2:20.496	35	16.793	2:12.956	54	25.822	2:15.641	54	33.804	2:14.455	37	40.304	2:12.394
35	10.466	2:20.886	5	18.442	2:13.935	5	25.951	2:13.711	5	33.888	2:14.410	5	40.517	2:12.830
37	11.000	2:21.420	52	18.605	2:15.158	37	27.105	2:14.694	37	34.111	2:13.479	54	41.108	2:13.505
5	11.136	2:21.556	37	18.613	2:14.242	52	27.197	2:14.794	52	35.475	2:14.751	52	43.635	2:14.361
51	12.814	2:23.234	51	21.510	2:15.325	51	31.152	2:15.844	51	39.331	2:14.652	51	47.506	2:14.376
145	12.861	2:23.281	28	22.842	2:15.578	28	31.322	2:14.682	28	39.672	2:14.823	81	47.778	2:13.862
28	13.893	2:24.313	81	23.699	2:16.033	81	31.966	2:14.469	81	40.117	2:14.624	28	48.369	2:14.898
81	14.295	2:24.715	3	27.118	2:17.699	3	37.584	2:16.668	3	47.513	2:16.402	3	57.061	2:15.749
48	14.984	2:25.404	118	28.026	2:17.157	118	37.658	2:15.834	118	47.643	2:16.458	118	57.266	2:15.824
3	16.048	2:26.468	48	28.063	2:19.708	48	40.222	2:18.361	48	51.479	2:17.730	48	1:02.285	2:17.007
59	16.871	2:27.291	145	29.391	2:23.159	87	43.172	2:16.533	87	51.621	2:14.922	39	1:04.855	2:16.186
87	16.887	2:27.307	65	29.711	2:18.720	145	43.255	2:20.066	169	54.502	2:16.971	169	1:04.874	2:16.573
118	17.498	2:27.918	39	29.748	2:18.131	39	43.882	2:20.336	39	54.870	2:17.461	65	1:05.375	2:15.820
65	17.620	2:28.040	169	30.393	2:19.023	169	44.004	2:19.813	65	55.756	2:17.804	87	1:15.585	2:30.165
169	17.999	2:28.419	87	32.841	2:22.583	65	44.425	2:20.916	145	58.206	2:21.424	145	1:17.197	2:25.192
39	18.246	2:28.666	72	38.046	2:23.209	72	53.733	2:21.889	72	1:08.750	2:21.490	72	1:24.370	2:21.821
99	20.027	2:30.447	99	38.302	2:24.904	99	54.588	2:22.488	99	1:09.930	2:21.815			
72	21.466	2:31.886	73	42.666	2:25.115	73	1:02.953	2:26.489						
73	24.180	2:34.600												

Weather / Track : Cloudy / Dry

Snetterton 300

Circuit Length = 2.9689 miles

Start: 17:32 Flag 17:43 End: 17:44

Results can be found at www.tsl-timing.com

Printed - 17:56 Saturday, 25 April 2015

BMCRC - MRO Championships 2015 - Rnd 2 @ Snetterton 300

MRO Minitwins

RACE 18 - SECTOR ANALYSIS

SECTOR 1 = FL to I1, SECTOR 2 = I1 to I2, SECTOR 3 = I2 to FL, DIFF = Difference To Personal Best Lap

P1 30		Richard GOODE		Suzuki - Wps Ltd / Geoff Hand Automotive Engineering		
IDEAL LAP TIME : 2:05.747		BEST LAP TIME : 2:06.201		DIFFERENCE : 0.454		
LAP	SECTOR 1	SECTOR 2	LAP TIME	MPH	DIFF	TIME OF DAY
1 -		42.028	2:10.420	81.95	4.219	17:34:48.291
2 -	1:24.440	42.189	2:06.629	84.40	0.428	17:36:54.920
3 -	1:24.220	41.982	2:06.202 (2)	84.69	0.001	17:39:01.122
4 -	1:24.301	42.172	2:06.473 (3)	84.50	0.272	17:41:07.595
5 -	1:23.765	42.436	2:06.201 (1)	84.69		17:43:13.796

P2 64		Joe BUXTON		Suzuki - Buxton Racing		
IDEAL LAP TIME : 2:05.883		BEST LAP TIME : 2:05.883		DIFFERENCE : 0.000		
LAP	SECTOR 1	SECTOR 2	LAP TIME	MPH	DIFF	TIME OF DAY
1 -		42.298	2:11.793	81.09	5.910	17:34:49.664
2 -	1:24.441	42.435	2:06.876 (3)	84.24	0.993	17:36:56.540
3 -	1:24.808	42.133	2:06.941	84.19	1.058	17:39:03.481
4 -	1:24.503	41.970	2:06.473 (2)	84.50	0.590	17:41:09.954
5 -	1:24.065	41.818	2:05.883 (1)	84.90		17:43:15.837

P3 40		Paul WILBY		Suzuki - Nutsmoto		
IDEAL LAP TIME : 2:05.862		BEST LAP TIME : 2:05.862		DIFFERENCE : 0.000		
LAP	SECTOR 1	SECTOR 2	LAP TIME	MPH	DIFF	TIME OF DAY
1 -		42.497	2:12.078	80.92	6.216	17:34:49.949
2 -	1:24.216	42.531	2:06.747 (3)	84.32	0.885	17:36:56.696
3 -	1:24.720	42.371	2:07.091	84.09	1.229	17:39:03.787
4 -	1:24.251	42.349	2:06.600 (2)	84.42	0.738	17:41:10.387
5 -	1:23.917	41.945	2:05.862 (1)	84.91		17:43:16.249

P4 777		Mason WILLIAMS		Suzuki -		
IDEAL LAP TIME : 2:06.969		BEST LAP TIME : 2:06.969		DIFFERENCE : 0.000		
LAP	SECTOR 1	SECTOR 2	LAP TIME	MPH	DIFF	TIME OF DAY
1 -		43.126	2:14.010	79.75	7.041	17:34:51.881
2 -	1:25.329	42.911	2:08.240 (2)	83.34	1.271	17:37:00.121
3 -	1:25.790	42.975	2:08.765	83.00	1.796	17:39:08.886
4 -	1:25.260	43.202	2:08.462 (3)	83.20	1.493	17:41:17.348
5 -	1:24.602	42.367	2:06.969 (1)	84.17		17:43:24.317

P5 76		Charlie KING		Suzuki -		
IDEAL LAP TIME : 2:07.162		BEST LAP TIME : 2:07.162		DIFFERENCE : 0.000		
LAP	SECTOR 1	SECTOR 2	LAP TIME	MPH	DIFF	TIME OF DAY
1 -		42.501	2:14.655	79.37	7.493	17:34:52.526
2 -	1:26.247	42.571	2:08.818	82.97	1.656	17:37:01.344
3 -	1:25.105	42.468	2:07.573 (2)	83.78	0.411	17:39:08.917
4 -	1:25.831	42.521	2:08.352 (3)	83.27	1.190	17:41:17.269
5 -	1:24.758	42.404	2:07.162 (1)	84.05		17:43:24.431

P6 92		Matt LAST		Suzuki - Phase 5 Technology		
IDEAL LAP TIME : 2:08.617		BEST LAP TIME : 2:09.187		DIFFERENCE : 0.570		
LAP	SECTOR 1	SECTOR 2	LAP TIME	MPH	DIFF	TIME OF DAY
1 -		42.963	2:13.787	79.88	4.600	17:34:51.658
2 -	1:27.404	43.163	2:10.567 (3)	81.85	1.380	17:37:02.225
3 -	1:25.654	43.808	2:09.462 (2)	82.55	0.275	17:39:11.687
4 -	1:26.848	43.776	2:10.624	81.82	1.437	17:41:22.311
5 -	1:26.094	43.093	2:09.187 (1)	82.73		17:43:31.498

P7 139		Byron KIRK		Suzuki -		
IDEAL LAP TIME : 2:08.507		BEST LAP TIME : 2:08.781		DIFFERENCE : 0.274		
LAP	SECTOR 1	SECTOR 2	LAP TIME	MPH	DIFF	TIME OF DAY

Weather / Track : Cloudy / Dry

Snetterton 300
Circuit Length = 2.9689 miles
Start: 17:32 Flag 17:43 End: 17:44

BMCRC - MRO Championships 2015 - Rnd 2 @ Snetterton 300

MRO Minitwins

RACE 18 - SECTOR ANALYSIS

SECTOR 1 = FL to I1, SECTOR 2 = I1 to I2, SECTOR 3 = I2 to FL, DIFF = Difference To Personal Best Lap

1 -		43.134		2:15.788	78.71	7.007	17:34:53.659
2 -	1:25.858	43.266		2:09.124 (2)	82.77	0.343	17:37:02.783
3 -	1:26.112	43.071		2:09.183 (3)	82.73	0.402	17:39:11.966
4 -	1:26.438	44.397		2:10.835	81.69	2.054	17:41:22.801
5 -	1:26.132	42.649		2:08.781 (1)	82.99		17:43:31.582

P8 98 Steven TOPPING		Suzuki - HDS / Nutsmoto					
IDEAL LAP TIME : 2:08.988		BEST LAP TIME : 2:09.307		DIFFERENCE : 0.319			
LAP	SECTOR 1	SECTOR 2	LAP TIME	MPH	DIFF	TIME OF DAY	
1 -		42.961	2:14.575	79.42	5.268	17:34:52.446	
2 -	1:26.168	43.139	2:09.307 (1)	82.65		17:37:01.753	
3 -	1:26.410	43.677	2:10.087 (3)	82.16	0.780	17:39:11.840	
4 -	1:27.010	43.517	2:10.527	81.88	1.220	17:41:22.367	
5 -	1:26.895	42.820	2:09.715 (2)	82.39	0.408	17:43:32.082	

P9 124 Kurtis BUTLER		Suzuki -					
IDEAL LAP TIME : 2:08.406		BEST LAP TIME : 2:09.430		DIFFERENCE : 1.024			
LAP	SECTOR 1	SECTOR 2	LAP TIME	MPH	DIFF	TIME OF DAY	
1 -		42.958	2:13.956	79.78	4.526	17:34:51.827	
2 -	1:27.180	43.170	2:10.350 (3)	81.99	0.920	17:37:02.177	
3 -	1:25.448	43.982	2:09.430 (1)	82.57		17:39:11.607	
4 -	1:26.567	43.505	2:10.072 (2)	82.17	0.642	17:41:21.679	
5 -	1:27.114	45.298	2:12.412	80.71	2.982	17:43:34.091	

P10 7 Richard HICKLING		Suzuki -					
IDEAL LAP TIME : 2:09.734		BEST LAP TIME : 2:09.857		DIFFERENCE : 0.123			
LAP	SECTOR 1	SECTOR 2	LAP TIME	MPH	DIFF	TIME OF DAY	
1 -		43.935	2:17.235	77.88	7.378	17:34:55.106	
2 -	1:26.335	44.272	2:10.607 (2)	81.83	0.750	17:37:05.713	
3 -	1:26.510	44.129	2:10.639 (3)	81.81	0.782	17:39:16.352	
4 -	1:27.301	44.128	2:11.429	81.32	1.572	17:41:27.781	
5 -	1:25.799	44.058	2:09.857 (1)	82.30		17:43:37.638	

P11 111 Ryan FOLKES		Suzuki -					
IDEAL LAP TIME : 2:09.778		BEST LAP TIME : 2:09.876		DIFFERENCE : 0.098			
LAP	SECTOR 1	SECTOR 2	LAP TIME	MPH	DIFF	TIME OF DAY	
1 -		44.337	2:20.424	76.11	10.548	17:34:58.295	
2 -	1:26.957	43.883	2:10.840 (3)	81.68	0.964	17:37:09.135	
3 -	1:26.718	43.158	2:09.876 (1)	82.29		17:39:19.011	
4 -	1:26.620	43.518	2:10.138 (2)	82.12	0.262	17:41:29.149	
5 -	1:27.198	44.037	2:11.235	81.44	1.359	17:43:40.384	

P12 58 Steve COSTIN		Suzuki - AUTO REVIVE, SAKURA, LKY7SPORTS					
IDEAL LAP TIME : 2:11.059		BEST LAP TIME : 2:11.059		DIFFERENCE : 0.000			
LAP	SECTOR 1	SECTOR 2	LAP TIME	MPH	DIFF	TIME OF DAY	
1 -		43.971	2:19.749	76.48	8.690	17:34:57.620	
2 -	1:27.489	44.335	2:11.824 (3)	81.07	0.765	17:37:09.444	
3 -	1:28.097	44.991	2:13.088	80.30	2.029	17:39:22.532	
4 -	1:27.693	43.790	2:11.483 (2)	81.28	0.424	17:41:34.015	
5 -	1:27.340	43.719	2:11.059 (1)	81.55		17:43:45.074	

P13 35 Tyler WALSH		Suzuki - GBR Powerlines					
IDEAL LAP TIME : 2:10.113		BEST LAP TIME : 2:10.113		DIFFERENCE : 0.000			
LAP	SECTOR 1	SECTOR 2	LAP TIME	MPH	DIFF	TIME OF DAY	
1 -		44.752	2:20.886	75.86	10.773	17:34:58.757	
2 -	1:28.330	44.626	2:12.956	80.38	2.843	17:37:11.713	
3 -	1:26.890	44.196	2:11.086 (2)	81.53	0.973	17:39:22.799	
4 -	1:27.789	44.560	2:12.349 (3)	80.75	2.236	17:41:35.148	

Weather / Track : Cloudy / Dry

Snetterton 300

Circuit Length = 2.9689 miles

Start: 17:32 Flag 17:43 End: 17:44

BMCRC - MRO Championships 2015 - Rnd 2 @ Snetterton 300

MRO Minitwins

RACE 18 - SECTOR ANALYSIS

SECTOR 1 = FL to I1, SECTOR 2 = I1 to I2, SECTOR 3 = I2 to FL, DIFF = Difference To Personal Best Lap

5 - 1:26.599 43.514 2:10.113 (1) 82.14 17:43:45.261

P14 37		Stephen WILSON		Suzuki -		
IDEAL LAP TIME : 2:12.394		BEST LAP TIME : 2:12.394		DIFFERENCE : 0.000		
LAP	SECTOR 1	SECTOR 2	LAP TIME	MPH	DIFF	TIME OF DAY
1 -		44.689	2:21.420	75.57	9.026	17:34:59.291
2 -	1:29.520	44.722	2:14.242 (3)	79.61	1.848	17:37:13.533
3 -	1:29.521	45.173	2:14.694	79.35	2.300	17:39:28.227
4 -	1:28.797	44.682	2:13.479 (2)	80.07	1.085	17:41:41.706
5 -	1:28.787	43.607	2:12.394 (1)	80.72		17:43:54.100

P15 5		Barry MANTELL		Suzuki - Streets Installations		
IDEAL LAP TIME : 2:12.727		BEST LAP TIME : 2:12.830		DIFFERENCE : 0.103		
LAP	SECTOR 1	SECTOR 2	LAP TIME	MPH	DIFF	TIME OF DAY
1 -		44.157	2:21.556	75.50	8.726	17:34:59.427
2 -	1:28.971	44.964	2:13.935 (3)	79.80	1.105	17:37:13.362
3 -	1:29.245	44.466	2:13.711 (2)	79.93	0.881	17:39:27.073
4 -	1:29.818	44.592	2:14.410	79.51	1.580	17:41:41.483
5 -	1:29.074	43.756	2:12.830 (1)	80.46		17:43:54.313

P16 54		Adam JAMISON		Suzuki -		
IDEAL LAP TIME : 2:12.813		BEST LAP TIME : 2:13.505		DIFFERENCE : 0.692		
LAP	SECTOR 1	SECTOR 2	LAP TIME	MPH	DIFF	TIME OF DAY
1 -		44.892	2:19.802	76.45	6.297	17:34:57.673
2 -	1:29.056	44.574	2:13.630 (2)	79.98	0.125	17:37:11.303
3 -	1:29.980	45.661	2:15.641	78.79	2.136	17:39:26.944
4 -	1:29.963	44.492	2:14.455 (3)	79.49	0.950	17:41:41.399
5 -	1:29.748	43.757	2:13.505 (1)	80.05		17:43:54.904

P17 52		Paul JOHNSTON		Suzuki - ePayMe		
IDEAL LAP TIME : 2:13.795		BEST LAP TIME : 2:14.361		DIFFERENCE : 0.566		
LAP	SECTOR 1	SECTOR 2	LAP TIME	MPH	DIFF	TIME OF DAY
1 -		44.640	2:20.496	76.07	6.135	17:34:58.367
2 -	1:29.881	45.277	2:15.158	79.07	0.797	17:37:13.525
3 -	1:29.155	45.639	2:14.794 (3)	79.29	0.433	17:39:28.319
4 -	1:29.924	44.827	2:14.751 (2)	79.31	0.390	17:41:43.070
5 -	1:29.346	45.015	2:14.361 (1)	79.54		17:43:57.431

P18 51		Theo RUTTER		Suzuki -		
IDEAL LAP TIME : 2:14.319		BEST LAP TIME : 2:14.376		DIFFERENCE : 0.057		
LAP	SECTOR 1	SECTOR 2	LAP TIME	MPH	DIFF	TIME OF DAY
1 -		44.961	2:23.234	74.61	8.858	17:35:01.105
2 -	1:29.640	45.685	2:15.325 (3)	78.98	0.949	17:37:16.430
3 -	1:30.144	45.700	2:15.844	78.67	1.468	17:39:32.274
4 -	1:29.358	45.294	2:14.652 (2)	79.37	0.276	17:41:46.926
5 -	1:29.375	45.001	2:14.376 (1)	79.53		17:44:01.302

P19 81		Malvern MAY		Suzuki -		
IDEAL LAP TIME : 2:13.862		BEST LAP TIME : 2:13.862		DIFFERENCE : 0.000		
LAP	SECTOR 1	SECTOR 2	LAP TIME	MPH	DIFF	TIME OF DAY
1 -		45.776	2:24.715	73.85	10.853	17:35:02.586
2 -	1:30.437	45.596	2:16.033	78.56	2.171	17:37:18.619
3 -	1:29.602	44.867	2:14.469 (2)	79.48	0.607	17:39:33.088
4 -	1:29.447	45.177	2:14.624 (3)	79.39	0.762	17:41:47.712
5 -	1:29.310	44.552	2:13.862 (1)	79.84		17:44:01.574

Weather / Track : Cloudy / Dry

Snetterton 300

Circuit Length = 2.9689 miles

Start: 17:32 Flag 17:43 End: 17:44

BMCRC - MRO Championships 2015 - Rnd 2 @ Snetterton 300

MRO Minitwins

RACE 18 - SECTOR ANALYSIS

SECTOR 1 = FL to I1, SECTOR 2 = I1 to I2, SECTOR 3 = I2 to FL, DIFF = Difference To Personal Best Lap

P20 28		Dominic VEASEY		Suzuki -		
IDEAL LAP TIME : 2:14.682		BEST LAP TIME : 2:14.682		DIFFERENCE : 0.000		
LAP	SECTOR 1	SECTOR 2	LAP TIME	MPH	DIFF	TIME OF DAY
1 -		45.363	2:24.313	74.06	9.631	17:35:02.184
2 -	1:29.764	45.814	2:15.578	78.83	0.896	17:37:17.762
3 -	1:29.639	45.043	2:14.682 (1)	79.35		17:39:32.444
4 -	1:29.707	45.116	2:14.823 (2)	79.27	0.141	17:41:47.267
5 -	1:29.715	45.183	2:14.898 (3)	79.23	0.216	17:44:02.165

P21 3		Marcus NEWALL		Suzuki - Mum & Dad		
IDEAL LAP TIME : 2:15.182		BEST LAP TIME : 2:15.749		DIFFERENCE : 0.567		
LAP	SECTOR 1	SECTOR 2	LAP TIME	MPH	DIFF	TIME OF DAY
1 -		45.807	2:26.468	72.97	10.719	17:35:04.339
2 -	1:32.127	45.572	2:17.699	77.61	1.950	17:37:22.038
3 -	1:31.414	45.254	2:16.668 (3)	78.20	0.919	17:39:38.706
4 -	1:31.440	44.962	2:16.402 (2)	78.35	0.653	17:41:55.108
5 -	1:30.220	45.529	2:15.749 (1)	78.73		17:44:10.857

P22 118		James PLUMMER		Suzuki -		
IDEAL LAP TIME : 2:15.071		BEST LAP TIME : 2:15.824		DIFFERENCE : 0.753		
LAP	SECTOR 1	SECTOR 2	LAP TIME	MPH	DIFF	TIME OF DAY
1 -		46.281	2:27.918	72.25	12.094	17:35:05.789
2 -	1:31.093	46.064	2:17.157	77.92	1.333	17:37:22.946
3 -	1:30.652	45.182	2:15.834 (2)	78.68	0.010	17:39:38.780
4 -	1:31.569	44.889	2:16.458 (3)	78.32	0.634	17:41:55.238
5 -	1:30.182	45.642	2:15.824 (1)	78.69		17:44:11.062

P23 48		Shaun WALLIS		Suzuki -		
IDEAL LAP TIME : 2:16.859		BEST LAP TIME : 2:17.007		DIFFERENCE : 0.148		
LAP	SECTOR 1	SECTOR 2	LAP TIME	MPH	DIFF	TIME OF DAY
1 -		46.029	2:25.404	73.50	8.397	17:35:03.275
2 -	1:33.132	46.576	2:19.708	76.50	2.701	17:37:22.983
3 -	1:31.741	46.620	2:18.361 (3)	77.24	1.354	17:39:41.344
4 -	1:31.499	46.231	2:17.730 (2)	77.60	0.723	17:41:59.074
5 -	1:30.830	46.177	2:17.007 (1)	78.01		17:44:16.081

P24 39		Rob WILLIAMS		Suzuki -		
IDEAL LAP TIME : 2:15.568		BEST LAP TIME : 2:16.186		DIFFERENCE : 0.618		
LAP	SECTOR 1	SECTOR 2	LAP TIME	MPH	DIFF	TIME OF DAY
1 -		46.039	2:28.666	71.89	12.480	17:35:06.537
2 -	1:31.623	46.508	2:18.131 (3)	77.37	1.945	17:37:24.668
3 -	1:32.818	47.518	2:20.336	76.16	4.150	17:39:45.004
4 -	1:32.347	45.114	2:17.461 (2)	77.75	1.275	17:42:02.465
5 -	1:30.454	45.732	2:16.186 (1)	78.48		17:44:18.651

P25 169		Robert MILES		Suzuki - The Bike Shop Long Eaton		
IDEAL LAP TIME : 2:16.074		BEST LAP TIME : 2:16.573		DIFFERENCE : 0.499		
LAP	SECTOR 1	SECTOR 2	LAP TIME	MPH	DIFF	TIME OF DAY
1 -		46.297	2:28.419	72.01	11.846	17:35:06.290
2 -	1:32.708	46.315	2:19.023 (3)	76.87	2.450	17:37:25.313
3 -	1:32.886	46.927	2:19.813	76.44	3.240	17:39:45.126
4 -	1:31.604	45.367	2:16.971 (2)	78.03	0.398	17:42:02.097
5 -	1:30.707	45.866	2:16.573 (1)	78.25		17:44:18.670

P26 65		Richard BUTT		Suzuki - K.J. Shelley Builders		
IDEAL LAP TIME : 2:15.769		BEST LAP TIME : 2:15.820		DIFFERENCE : 0.051		
LAP	SECTOR 1	SECTOR 2	LAP TIME	MPH	DIFF	TIME OF DAY
1 -		46.297	2:28.419	72.01	11.846	17:35:06.290
2 -	1:32.708	46.315	2:19.023 (3)	76.87	2.450	17:37:25.313
3 -	1:32.886	46.927	2:19.813	76.44	3.240	17:39:45.126
4 -	1:31.604	45.367	2:16.971 (2)	78.03	0.398	17:42:02.097
5 -	1:30.707	45.866	2:16.573 (1)	78.25		17:44:18.670

Weather / Track : Cloudy / Dry

Snetterton 300
Circuit Length = 2.9689 miles
Start: 17:32 Flag 17:43 End: 17:44

BMCRC - MRO Championships 2015 - Rnd 2 @ Snetterton 300

MRO Minitwins

RACE 18 - SECTOR ANALYSIS

SECTOR 1 = FL to I1, SECTOR 2 = I1 to I2, SECTOR 3 = I2 to FL, DIFF = Difference To Personal Best Lap

1 -		45.995	2:28.040	72.19	12.220	17:35:05.911
2 -	1:31.830	46.890	2:18.720 (3)	77.04	2.900	17:37:24.631
3 -	1:33.674	47.242	2:20.916	75.84	5.096	17:39:45.547
4 -	1:32.653	45.151	2:17.804 (2)	77.56	1.984	17:42:03.351
5 -	1:30.618	45.202	2:15.820 (1)	78.69		17:44:19.171

P27 87		Tristan REVELL		Suzuki -		
IDEAL LAP TIME : 2:14.922		BEST LAP TIME : 2:14.922		DIFFERENCE : 0.000		
LAP	SECTOR 1	SECTOR 2	LAP TIME	MPH	DIFF	TIME OF DAY
1 -		46.335	2:27.307	72.55	12.385	17:35:05.178
2 -	1:36.632	45.951	2:22.583 (3)	74.96	7.661	17:37:27.761
3 -	1:29.997	46.536	2:16.533 (2)	78.28	1.611	17:39:44.294
4 -	1:29.381	45.541	2:14.922 (1)	79.21		17:41:59.216
5 -	1:44.463	45.702	2:30.165	71.17	15.243	17:44:29.381

P28 145		Peter MOORE		Suzuki - Curphs Cuttings		
IDEAL LAP TIME : 2:18.291		BEST LAP TIME : 2:20.066		DIFFERENCE : 1.775		
LAP	SECTOR 1	SECTOR 2	LAP TIME	MPH	DIFF	TIME OF DAY
1 -		45.113	2:23.281	74.59	3.215	17:35:01.152
2 -	1:35.726	47.433	2:23.159 (3)	74.65	3.093	17:37:24.311
3 -	1:33.178	46.888	2:20.066 (1)	76.30		17:39:44.377
4 -	1:34.726	46.698	2:21.424 (2)	75.57	1.358	17:42:05.801
5 -	1:36.334	48.858	2:25.192	73.61	5.126	17:44:30.993

P29 72		Kevin MILLER		Suzuki - Mechanical Air Supplies Ltd		
IDEAL LAP TIME : 2:20.677		BEST LAP TIME : 2:21.490		DIFFERENCE : 0.813		
LAP	SECTOR 1	SECTOR 2	LAP TIME	MPH	DIFF	TIME OF DAY
1 -		47.875	2:31.886	70.36	10.396	17:35:09.757
2 -	1:34.872	48.337	2:23.209	74.63	1.719	17:37:32.966
3 -	1:33.711	48.178	2:21.889 (3)	75.32	0.399	17:39:54.855
4 -	1:32.802	48.688	2:21.490 (1)	75.53		17:42:16.345
5 -	1:33.519	48.302	2:21.821 (2)	75.36	0.331	17:44:38.166

P30 99		Lee WINTERS		Suzuki -		
IDEAL LAP TIME : 2:21.531		BEST LAP TIME : 2:21.815		DIFFERENCE : 0.284		
LAP	SECTOR 1	SECTOR 2	LAP TIME	MPH	DIFF	TIME OF DAY
1 -		47.284	2:30.447	71.04	8.632	17:35:08.318
2 -	1:36.222	48.682	2:24.904 (3)	73.75	3.089	17:37:33.222
3 -	1:34.975	47.513	2:22.488 (2)	75.01	0.673	17:39:55.710
4 -	1:34.247	47.568	2:21.815 (1)	75.36		17:42:17.525

P31 73		Vincent LEWIN		Suzuki - Vinitwin Racing DotCo		
IDEAL LAP TIME : 2:24.712		BEST LAP TIME : 2:25.115		DIFFERENCE : 0.403		
LAP	SECTOR 1	SECTOR 2	LAP TIME	MPH	DIFF	TIME OF DAY
1 -		49.340	2:34.600 (3)	69.13	9.485	17:35:12.471
2 -	1:36.193	48.922	2:25.115 (1)	73.65		17:37:37.586
3 -	1:35.790	50.699	2:26.489 (2)	72.96	1.374	17:40:04.075

P32 59		Martin FOORD		Suzuki -		
IDEAL LAP TIME :		BEST LAP TIME : 2:27.291		DIFFERENCE :		
LAP	SECTOR 1	SECTOR 2	LAP TIME	MPH	DIFF	TIME OF DAY
1 -		46.415	2:27.291 (1)	72.56		17:35:05.162

Weather / Track : Cloudy / Dry

Snetterton 300
Circuit Length = 2.9689 miles
Start: 17:32 Flag 17:43 End: 17:44

BMCRC - MRO Championships 2015 - Rnd 2 @ Snetterton 300

MRO Minitwins

RACE 18 - BEST SECTORS

SECTOR 1			SECTOR 2			IDEAL / BEST COMPARISON						
POS	NO	NAME	TIME	NO	NAME	TIME	POS	NO	NAME	IDEAL	BEST	DIFF
									PERFECT LAP	2:05.583		
1	30	GOODE	1:23.765	64	BUXTON	41.818	1	30	GOODE	2:05.747	2:06.201	0.454
2	40	WILBY	1:23.917	40	WILBY	41.945	2	40	WILBY	2:05.862	2:05.862	0.000
3	64	BUXTON	1:24.065	30	GOODE	41.982	3	64	BUXTON	2:05.883	2:05.883	0.000
4	777	WILLIAMS	1:24.602	777	WILLIAMS	42.367	4	777	WILLIAMS	2:06.969	2:06.969	0.000
5	76	KING	1:24.758	76	KING	42.404	5	76	KING	2:07.162	2:07.162	0.000
6	124	BUTLER	1:25.448	139	KIRK	42.649	6	124	BUTLER	2:08.406	2:09.430	1.024
7	92	LAST	1:25.654	98	TOPPING	42.820	7	139	KIRK	2:08.507	2:08.781	0.274
8	7	HICKLING	1:25.799	124	BUTLER	42.958	8	92	LAST	2:08.617	2:09.187	0.570
9	139	KIRK	1:25.858	92	LAST	42.963	9	98	TOPPING	2:08.988	2:09.307	0.319
10	98	TOPPING	1:26.168	111	FOLKES	43.158	10	7	HICKLING	2:09.734	2:09.857	0.123
11	35	WALSH	1:26.599	35	WALSH	43.514	11	111	FOLKES	2:09.778	2:09.876	0.098
12	111	FOLKES	1:26.620	37	WILSON	43.607	12	35	WALSH	2:10.113	2:10.113	0.000
13	58	COSTIN	1:27.340	58	COSTIN	43.719	13	58	COSTIN	2:11.059	2:11.059	0.000
14	37	WILSON	1:28.787	5	MANTELL	43.756	14	37	WILSON	2:12.394	2:12.394	0.000
15	5	MANTELL	1:28.971	54	JAMISON	43.757	15	5	MANTELL	2:12.727	2:12.830	0.103
16	54	JAMISON	1:29.056	7	HICKLING	43.935	16	54	JAMISON	2:12.813	2:13.505	0.692
17	52	JOHNSTON	1:29.155	81	MAY	44.552	17	52	JOHNSTON	2:13.795	2:14.361	0.566
18	81	MAY	1:29.310	52	JOHNSTON	44.640	18	81	MAY	2:13.862	2:13.862	0.000
19	51	RUTTER	1:29.358	118	PLUMMER	44.889	19	51	RUTTER	2:14.319	2:14.376	0.057
20	87	REVELL	1:29.381	51	RUTTER	44.961	20	28	VEASEY	2:14.682	2:14.682	0.000
21	28	VEASEY	1:29.639	3	NEWALL	44.962	21	87	REVELL	2:14.922	2:14.922	0.000
22	118	PLUMMER	1:30.182	28	VEASEY	45.043	22	118	PLUMMER	2:15.071	2:15.824	0.753
23	3	NEWALL	1:30.220	145	MOORE	45.113	23	3	NEWALL	2:15.182	2:15.749	0.567
24	39	WILLIAMS	1:30.454	39	WILLIAMS	45.114	24	39	WILLIAMS	2:15.568	2:16.186	0.618
25	65	BUTT	1:30.618	65	BUTT	45.151	25	65	BUTT	2:15.769	2:15.820	0.051
26	169	MILES	1:30.707	169	MILES	45.367	26	169	MILES	2:16.074	2:16.573	0.499
27	48	WALLIS	1:30.830	87	REVELL	45.541	27	48	WALLIS	2:16.859	2:17.007	0.148
28	72	MILLER	1:32.802	48	WALLIS	46.029	28	145	MOORE	2:18.291	2:20.066	1.775
29	145	MOORE	1:33.178	59	FOORD	46.415	29	72	MILLER	2:20.677	2:21.490	0.813
30	99	WINTERS	1:34.247	99	WINTERS	47.284	30	99	WINTERS	2:21.531	2:21.815	0.284
31	73	LEWIN	1:35.790	72	MILLER	47.875	31	73	LEWIN	2:24.712	2:25.115	0.403
32				73	LEWIN	48.922	32	59	FOORD		2:27.291	

Weather / Track : Cloudy / Dry

Results can be found at www.tsl-timing.com

Snetterton 300

Circuit Length = 2.9689 miles

Start: 17:32 Flag 17:43 End: 17:44

Printed - 17:56 Saturday, 25 April 2015

BMCRC - MRO Championships 2015 - Rnd 2 @ Snetterton 300


MRO Minitwins

RACE 7 - GRID (6 Laps)



HOYL INSURANCE

ROW 11	33	11 Paul TAFFURELLI	32	59 Martin FOORD	31	73 Vincent LEWIN
ROW 10	30	99 Lee WINTERS	29	72 Kevin MILLER	28	145 Peter MOORE
ROW 9	27	87 Tristan REVELL	26	65 Richard BUTT	25	169 Robert MILES
ROW 8	24	39 Rob WILLIAMS	23	48 Shaun WALLIS	22	118 James PLUMMER
ROW 7	21	3 Marcus NEWALL	20	28 Dominic VEASEY	19	81 Malvern MAY
ROW 6	18	51 Theo RUTTER	17	52 Paul JOHNSTON	16	54 Adam JAMISON
ROW 5	15	5 Barry MANTELL	14	37 Stephen WILSON	13	35 Tyler WALSH
ROW 4	12	58 Steve COSTIN	11	111 Ryan FOLKES	10	7 Richard HICKLING
ROW 3	9	124 Kurtis BUTLER	8	98 Steven TOPPING	7	139 Byron KIRK
ROW 2	6	92 Matt LAST	5	76 Charlie KING	4	777 Mason WILLIAMS
ROW 1	3	40 Paul WILBY	2	64 Joe BUXTON	1	30 Richard GOODE
Pole						



Snetterton 300
Circuit Length = 2.9689 miles

These results are provisional until the conclusion of any judicial and technical matters.

Clerk Of Course :		Timekeeper :
-------------------	--	--------------

Results can be found at www.tsl-timing.com

Printed - 17:58 Saturday, 25 April 2015



BMCRC - MRO Championships 2015 - Rnd 2 @ Snetterton 300



HOYL INSURANCE

MRO Minitwins

RACE 7 - CLASSIFICATION

POS	NO	NAME	ENTRY	LAPS	TIME	GAP	DIFF	MPH	BEST	ON
1	30	Richard GOODE	Suzuki - Wps Ltd / Geoff Hand Automotive Engineer	5	10:30.764			84.72	2:04.723	2
2	76	Charlie KING	Suzuki -	5	10:35.602	4.838	4.838	84.07	2:05.047	3
3	777	Mason WILLIAMS	Suzuki -	5	10:37.660	6.896	2.058	83.80	2:05.538	4
4	40	Paul WILBY	Suzuki - Nutsmoto	5	10:37.840	7.076	0.180	83.78	2:05.339	3
5	124	Kurtis BUTLER	Suzuki -	5	10:50.158	19.394	12.318	82.19	2:08.129	5
6	139	Byron KIRK	Suzuki -	5	10:50.806	20.042	0.648	82.11	2:08.525	3
7	7	Richard HICKLING	Suzuki -	5	10:51.176	20.412	0.370	82.06	2:07.897	3
8	92	Matt LAST	Suzuki - Phase 5 Technology	5	10:51.271	20.507	0.095	82.05	2:08.678	5
9	111	Ryan FOLKES	Suzuki -	5	10:53.668	22.904	2.397	81.75	2:08.193	3
10	35	Tyler WALSH	Suzuki - GBR Powerlines	5	10:58.528	27.764	4.860	81.15	2:09.306	3
11	54	Adam JAMISON	Suzuki -	5	10:59.668	28.904	1.140	81.01	2:10.074	4
12	5	Barry MANTELL	Suzuki - Streets Installations	5	11:00.358	29.594	0.690	80.92	2:09.579	2
13	81	Malvern MAY	Suzuki -	5	11:12.025	41.261	11.667	79.52	2:12.287	4
14	51	Theo RUTTER	Suzuki -	5	11:12.269	41.505	0.244	79.49	2:12.442	2
15	52	Paul JOHNSTON	Suzuki - ePayMe	5	11:13.296	42.532	1.027	79.37	2:12.053	5
16	3	Marcus NEWALL	Suzuki - Mum & Dad	5	11:15.757	44.993	2.461	79.08	2:12.334	5
17	28	Dominic VEASEY	Suzuki -	5	11:16.361	45.597	0.604	79.01	2:12.220	3
18	118	James PLUMMER	Suzuki -	5	11:17.956	47.192	1.595	78.82	2:12.395	5
19	39	Rob WILLIAMS	Suzuki -	5	11:24.989	54.225	7.033	78.01	2:13.171	4
20	65	Richard BUTT	Suzuki - K.J. Shelley Builders	5	11:28.728	57.964	3.739	77.59	2:15.149	3
21	11	Emma SELWAY	Suzuki -	5	11:31.119	1:00.355	2.391	77.32	2:14.614	3
22	145	Peter MOORE	Suzuki - Curphs Cuttings	5	11:31.792	1:01.028	0.673	77.24	2:15.250	4
23	48	Shaun WALLIS	Suzuki -	5	11:31.859	1:01.095	0.067	77.24	2:15.247	4
24	169	Robert MILES	Suzuki - The Bike Shop Long Eaton	5	11:32.065	1:01.301	0.206	77.21	2:15.598	5
25	59	Martin FOORD	Suzuki -	5	11:32.282	1:01.518	0.217	77.19	2:14.297	5
26	99	Lee WINTERS	Suzuki -	5	11:52.604	1:21.840	20.322	74.99	2:18.965	3
27	73	Vincent LEWIN	Suzuki - Vinitwin Racing DotCo	5	12:07.045	1:36.281	14.441	73.50	2:22.872	4
28	58	Steve COSTIN	Suzuki - AUTO REVIVE,SAKURA,LKY7SPORTS	5	12:08.187	1:37.423	1.142	73.38	2:08.353	4

NOT CLASSIFIED

DNF	87	Tristan REVELL	Suzuki -	4	9:02.702	1 Lap	1 Lap	78.77	2:12.306	4
DNF	98	Steven TOPPING	Suzuki - HDS / Nutsmoto	2	4:27.081	3 Laps	2 Laps	80.03	2:11.963	2
DNF	64	Joe BUXTON	Suzuki - Buxton Racing	0						

FASTEST LAP

30	Richard GOODE	Suzuki - Wps Ltd / Geoff Hand Automotive Engineer	2	2:04.723	85.69 mph	137.91 kph
----	---------------	---	---	----------	-----------	------------

90% of Race Speed = 76.24 mph

Snetterton 300

Circuit Length = 2.9689 miles

Start: 12:33 Flag 12:43 End: 12:45

Weather / Track : Cloudy / Dry

These results are provisional until the conclusion of any judicial and technical matters.

Clerk Of Course :	Timekeeper :
-------------------	--------------

Results can be found at www.tsl-timing.com

Printed - 12:48 Sunday, 26 April 2015



BMCRC - MRO Championships 2015 - Rnd 2 @ Snetterton 300

MRO Minitwins

RACE 7 - LAP CHART

LAP 1 @ 12:35:30.184			LAP 2 @ 12:37:34.907			LAP 3 @ 12:39:40.472			LAP 4 @ 12:41:45.715			LAP 5 @ 12:43:51.623		
NO	BEHIND	LAP TIME	NO	BEHIND	LAP TIME	NO	BEHIND	LAP TIME	NO	BEHIND	LAP TIME	NO	BEHIND	LAP TIME
30		2:09.325	30		2:04.723	30		2:05.565	30		2:05.243	30		2:05.908
777	3.537	2:12.862	76	5.312	2:06.464	76	4.794	2:05.047	76	5.097	2:05.546	76	4.838	2:05.649
76	3.571	2:12.896	777	5.631	2:06.817	40	5.675	2:05.339	40	6.185	2:05.753	777	6.896	2:06.555
40	3.640	2:12.965	40	5.901	2:06.984	777	5.954	2:05.888	777	6.249	2:05.538	40	7.076	2:06.799
124	5.286	2:14.611	124	9.723	2:09.160	139	13.399	2:08.525	139	16.984	2:08.828	124	19.394	2:08.129
98	5.793	2:15.118	139	10.439	2:09.085	124	13.746	2:09.588	124	17.173	2:08.670	139	20.042	2:08.966
92	6.058	2:15.383	92	10.507	2:09.172	92	14.108	2:09.166	92	17.737	2:08.872	7	20.412	2:07.941
139	6.077	2:15.402	58	12.448	2:09.389	7	15.503	2:07.897	7	18.379	2:08.119	92	20.507	2:08.678
7	6.503	2:15.828	98	13.033	2:11.963	58	15.711	2:08.828	58	18.821	2:08.353	111	22.904	2:09.235
111	7.513	2:16.838	7	13.171	2:11.391	111	16.395	2:08.193	111	19.577	2:08.425	35	27.764	2:10.028
58	7.782	2:17.107	111	13.767	2:10.977	35	19.202	2:09.306	35	23.644	2:09.685	54	28.904	2:10.485
54	8.345	2:17.670	5	14.292	2:09.579	54	19.496	2:10.737	54	24.327	2:10.074	5	29.594	2:10.582
35	9.349	2:18.674	54	14.324	2:10.702	5	19.811	2:11.084	5	24.920	2:10.352	81	41.261	2:13.197
5	9.436	2:18.761	35	15.461	2:10.835	51	26.629	2:13.307	81	33.972	2:12.287	51	41.505	2:13.049
81	10.416	2:19.741	51	18.887	2:12.442	81	26.928	2:13.304	51	34.364	2:12.978	52	42.532	2:12.053
51	11.168	2:20.493	81	19.189	2:13.496	52	29.412	2:12.935	52	36.387	2:12.218	3	44.993	2:12.334
3	12.500	2:21.825	52	22.042	2:13.362	87	30.783	2:13.067	87	37.846	2:12.306	28	45.597	2:13.258
52	13.403	2:22.728	3	22.412	2:14.635	3	30.855	2:14.008	28	38.247	2:12.288	118	47.192	2:12.395
87	13.587	2:22.912	87	23.281	2:14.417	28	31.202	2:12.220	3	38.567	2:12.955	39	54.225	2:13.856
28	16.279	2:25.604	28	24.547	2:12.991	118	33.191	2:13.051	118	40.705	2:12.757	65	57.964	2:15.188
48	16.739	2:26.064	118	25.705	2:13.605	65	38.316	2:15.149	39	46.277	2:13.171	11	1:00.355	2:14.928
65	16.792	2:26.117	48	28.700	2:16.684	39	38.349	2:14.695	65	48.684	2:15.611	145	1:01.028	2:16.308
118	16.823	2:26.148	65	28.732	2:16.663	48	39.616	2:16.481	48	49.620	2:15.247	48	1:01.095	2:17.383
39	17.659	2:26.984	39	29.219	2:16.283	145	40.621	2:16.459	145	50.628	2:15.250	169	1:01.301	2:15.598
145	18.196	2:27.521	145	29.727	2:16.254	169	41.121	2:16.604	11	51.335	2:14.871	59	1:01.518	2:14.297
169	18.818	2:28.143	169	30.082	2:15.987	11	41.707	2:14.614	169	51.611	2:15.733	99	1:21.840	2:21.494
99	20.129	2:29.454	11	32.658	2:17.239	59	43.425	2:15.404	59	53.129	2:14.947	73	1:36.281	2:23.531
11	20.142	2:29.467	59	33.586	2:17.987	99	48.438	2:18.965	99	1:06.254	2:23.059	58	1:37.423	3:24.510
59	20.322	2:29.647	99	35.038	2:19.632	73	1:01.029	2:23.632	73	1:18.658	2:22.872			
73	23.622	2:32.947	73	42.962	2:24.063									

Weather / Track : Cloudy / Dry

Snetterton 300

Circuit Length = 2.9689 miles

Start: 12:33 Flag 12:43 End: 12:45

Results can be found at www.tsl-timing.com

Printed - 12:49 Sunday, 26 April 2015

BMCRC - MRO Championships 2015 - Rnd 2 @ Snetterton 300

MRO Minitwins

RACE 7 - SECTOR ANALYSIS

SECTOR 1 = FL to I1, SECTOR 2 = I1 to I2, SECTOR 3 = I2 to FL, DIFF = Difference To Personal Best Lap

P1 30		Richard GOODE		Suzuki - Wps Ltd / Geoff Hand Automotive Engineering		
IDEAL LAP TIME : 2:04.602		BEST LAP TIME : 2:04.723		DIFFERENCE : 0.121		
LAP	SECTOR 1	SECTOR 2	LAP TIME	MPH	DIFF	TIME OF DAY
1 -		41.323	2:09.325	82.64	4.602	12:35:30.184
2 -	1:23.279	41.444	2:04.723 (1)	85.69		12:37:34.907
3 -	1:24.060	41.505	2:05.565 (3)	85.11	0.842	12:39:40.472
4 -	1:23.721	41.522	2:05.243 (2)	85.33	0.520	12:41:45.715
5 -	1:24.232	41.676	2:05.908	84.88	1.185	12:43:51.623

P2 76		Charlie KING		Suzuki -		
IDEAL LAP TIME : 2:05.047		BEST LAP TIME : 2:05.047		DIFFERENCE : 0.000		
LAP	SECTOR 1	SECTOR 2	LAP TIME	MPH	DIFF	TIME OF DAY
1 -		42.275	2:12.896	80.42	7.849	12:35:33.755
2 -	1:24.845	41.619	2:06.464	84.51	1.417	12:37:40.219
3 -	1:24.016	41.031	2:05.047 (1)	85.47		12:39:45.266
4 -	1:24.356	41.190	2:05.546 (2)	85.13	0.499	12:41:50.812
5 -	1:24.265	41.384	2:05.649 (3)	85.06	0.602	12:43:56.461

P3 777		Mason WILLIAMS		Suzuki -		
IDEAL LAP TIME : 2:05.538		BEST LAP TIME : 2:05.538		DIFFERENCE : 0.000		
LAP	SECTOR 1	SECTOR 2	LAP TIME	MPH	DIFF	TIME OF DAY
1 -		42.356	2:12.862	80.44	7.324	12:35:33.721
2 -	1:24.841	41.976	2:06.817	84.27	1.279	12:37:40.538
3 -	1:24.047	41.841	2:05.888 (2)	84.90	0.350	12:39:46.426
4 -	1:23.970	41.568	2:05.538 (1)	85.13		12:41:51.964
5 -	1:24.518	42.037	2:06.555 (3)	84.45	1.017	12:43:58.519

P4 40		Paul WILBY		Suzuki - Nutsmoto		
IDEAL LAP TIME : 2:05.339		BEST LAP TIME : 2:05.339		DIFFERENCE : 0.000		
LAP	SECTOR 1	SECTOR 2	LAP TIME	MPH	DIFF	TIME OF DAY
1 -		42.337	2:12.965	80.38	7.626	12:35:33.824
2 -	1:24.784	42.200	2:06.984	84.16	1.645	12:37:40.808
3 -	1:23.781	41.558	2:05.339 (1)	85.27		12:39:46.147
4 -	1:24.176	41.577	2:05.753 (2)	84.99	0.414	12:41:51.900
5 -	1:24.683	42.116	2:06.799 (3)	84.29	1.460	12:43:58.699

P5 124		Kurtis BUTLER		Suzuki -		
IDEAL LAP TIME : 2:08.055		BEST LAP TIME : 2:08.129		DIFFERENCE : 0.074		
LAP	SECTOR 1	SECTOR 2	LAP TIME	MPH	DIFF	TIME OF DAY
1 -		42.687	2:14.611	79.39	6.482	12:35:35.470
2 -	1:26.261	42.899	2:09.160 (3)	82.75	1.031	12:37:44.630
3 -	1:26.503	43.085	2:09.588	82.47	1.459	12:39:54.218
4 -	1:25.983	42.687	2:08.670 (2)	83.06	0.541	12:42:02.888
5 -	1:25.368	42.761	2:08.129 (1)	83.41		12:44:11.017

P6 139		Byron KIRK		Suzuki -		
IDEAL LAP TIME : 2:08.301		BEST LAP TIME : 2:08.525		DIFFERENCE : 0.224		
LAP	SECTOR 1	SECTOR 2	LAP TIME	MPH	DIFF	TIME OF DAY
1 -		42.977	2:15.402	78.93	6.877	12:35:36.261
2 -	1:26.323	42.762	2:09.085	82.79	0.560	12:37:45.346
3 -	1:25.800	42.725	2:08.525 (1)	83.15		12:39:53.871
4 -	1:26.011	42.817	2:08.828 (2)	82.96	0.303	12:42:02.699
5 -	1:25.576	43.390	2:08.966 (3)	82.87	0.441	12:44:11.665

P7 7		Richard HICKLING		Suzuki -		
IDEAL LAP TIME : 2:07.257		BEST LAP TIME : 2:07.897		DIFFERENCE : 0.640		
LAP	SECTOR 1	SECTOR 2	LAP TIME	MPH	DIFF	TIME OF DAY

Weather / Track : Cloudy / Dry

Snetterton 300
Circuit Length = 2.9689 miles
Start: 12:33 Flag 12:43 End: 12:45

BMCRC - MRO Championships 2015 - Rnd 2 @ Snetterton 300

MRO Minitwins

RACE 7 - SECTOR ANALYSIS

SECTOR 1 = FL to I1, SECTOR 2 = I1 to I2, SECTOR 3 = I2 to FL, DIFF = Difference To Personal Best Lap

1 -		43.289		2:15.828	78.68	7.931	12:35:36.687
2 -	1:27.974	43.417		2:11.391	81.34	3.494	12:37:48.078
3 -	1:25.014	42.883		2:07.897 (1)	83.56		12:39:55.975
4 -	1:25.365	42.754		2:08.119 (3)	83.42	0.222	12:42:04.094
5 -	1:24.503	43.438		2:07.941 (2)	83.53	0.044	12:44:12.035

P8 92		Matt LAST		Suzuki - Phase 5 Technology			
IDEAL LAP TIME : 2:08.326		BEST LAP TIME : 2:08.678		DIFFERENCE : 0.352			
LAP	SECTOR 1	SECTOR 2	LAP TIME	MPH	DIFF	TIME OF DAY	
1 -		43.526	2:15.383	78.94	6.705	12:35:36.242	
2 -	1:25.969	43.203	2:09.172	82.74	0.494	12:37:45.414	
3 -	1:25.879	43.287	2:09.166 (3)	82.74	0.488	12:39:54.580	
4 -	1:25.713	43.159	2:08.872 (2)	82.93	0.194	12:42:03.452	
5 -	1:25.167	43.511	2:08.678 (1)	83.06		12:44:12.130	

P9 111		Ryan FOLKES		Suzuki -			
IDEAL LAP TIME : 2:08.084		BEST LAP TIME : 2:08.193		DIFFERENCE : 0.109			
LAP	SECTOR 1	SECTOR 2	LAP TIME	MPH	DIFF	TIME OF DAY	
1 -		43.199	2:16.838	78.10	8.645	12:35:37.697	
2 -	1:26.588	44.389	2:10.977	81.60	2.784	12:37:48.674	
3 -	1:25.387	42.806	2:08.193 (1)	83.37		12:39:56.867	
4 -	1:25.728	42.697	2:08.425 (2)	83.22	0.232	12:42:05.292	
5 -	1:26.128	43.107	2:09.235 (3)	82.70	1.042	12:44:14.527	

P10 35		Tyler WALSH		Suzuki - GBR Powerlines			
IDEAL LAP TIME : 2:09.289		BEST LAP TIME : 2:09.306		DIFFERENCE : 0.017			
LAP	SECTOR 1	SECTOR 2	LAP TIME	MPH	DIFF	TIME OF DAY	
1 -		43.865	2:18.674	77.07	9.368	12:35:39.533	
2 -	1:27.376	43.459	2:10.835	81.69	1.529	12:37:50.368	
3 -	1:26.219	43.087	2:09.306 (1)	82.65		12:39:59.674	
4 -	1:26.615	43.070	2:09.685 (2)	82.41	0.379	12:42:09.359	
5 -	1:26.642	43.386	2:10.028 (3)	82.19	0.722	12:44:19.387	

P11 54		Adam JAMISON		Suzuki -			
IDEAL LAP TIME : 2:09.706		BEST LAP TIME : 2:10.074		DIFFERENCE : 0.368			
LAP	SECTOR 1	SECTOR 2	LAP TIME	MPH	DIFF	TIME OF DAY	
1 -		43.243	2:17.670	77.63	7.596	12:35:38.529	
2 -	1:26.645	44.057	2:10.702 (3)	81.77	0.628	12:37:49.231	
3 -	1:27.494	43.243	2:10.737	81.75	0.663	12:39:59.968	
4 -	1:26.463	43.611	2:10.074 (1)	82.16		12:42:10.042	
5 -	1:27.230	43.255	2:10.485 (2)	81.91	0.411	12:44:20.527	

P12 5		Barry MANTELL		Suzuki - Streets Installations			
IDEAL LAP TIME : 2:09.324		BEST LAP TIME : 2:09.579		DIFFERENCE : 0.255			
LAP	SECTOR 1	SECTOR 2	LAP TIME	MPH	DIFF	TIME OF DAY	
1 -		43.069	2:18.761	77.02	9.182	12:35:39.620	
2 -	1:26.447	43.132	2:09.579 (1)	82.48		12:37:49.199	
3 -	1:28.122	42.962	2:11.084	81.53	1.505	12:40:00.283	
4 -	1:26.970	43.382	2:10.352 (2)	81.99	0.773	12:42:10.635	
5 -	1:27.705	42.877	2:10.582 (3)	81.84	1.003	12:44:21.217	

P13 81		Malvern MAY		Suzuki -			
IDEAL LAP TIME : 2:12.287		BEST LAP TIME : 2:12.287		DIFFERENCE : 0.000			
LAP	SECTOR 1	SECTOR 2	LAP TIME	MPH	DIFF	TIME OF DAY	
1 -		43.947	2:19.741	76.48	7.454	12:35:40.600	
2 -	1:28.647	44.849	2:13.496	80.06	1.209	12:37:54.096	
3 -	1:29.213	44.091	2:13.304 (3)	80.17	1.017	12:40:07.400	
4 -	1:28.355	43.932	2:12.287 (1)	80.79		12:42:19.687	

Weather / Track : Cloudy / Dry

Snetterton 300
Circuit Length = 2.9689 miles
Start: 12:33 Flag 12:43 End: 12:45

BMCRC - MRO Championships 2015 - Rnd 2 @ Snetterton 300

MRO Minitwins

RACE 7 - SECTOR ANALYSIS

SECTOR 1 = FL to I1, SECTOR 2 = I1 to I2, SECTOR 3 = I2 to FL, DIFF = Difference To Personal Best Lap
 5 - 1:29.079 44.118 2:13.197 (2) 80.24 0.910 12:44:32.884

P14 51		Theo RUTTER		Suzuki -		
IDEAL LAP TIME : 2:12.144		BEST LAP TIME : 2:12.442		DIFFERENCE : 0.298		
LAP	SECTOR 1	SECTOR 2	LAP TIME	MPH	DIFF	TIME OF DAY
1 -		44.365	2:20.493	76.07	8.051	12:35:41.352
2 -	1:27.779	44.663	2:12.442 (1)	80.70		12:37:53.794
3 -	1:28.714	44.593	2:13.307	80.17	0.865	12:40:07.101
4 -	1:28.381	44.597	2:12.978 (2)	80.37	0.536	12:42:20.079
5 -	1:28.493	44.556	2:13.049 (3)	80.33	0.607	12:44:33.128

P15 52		Paul JOHNSTON		Suzuki - ePayMe		
IDEAL LAP TIME : 2:11.617		BEST LAP TIME : 2:12.053		DIFFERENCE : 0.436		
LAP	SECTOR 1	SECTOR 2	LAP TIME	MPH	DIFF	TIME OF DAY
1 -		44.730	2:22.728	74.88	10.675	12:35:43.587
2 -	1:29.070	44.292	2:13.362	80.14	1.309	12:37:56.949
3 -	1:28.306	44.629	2:12.935 (3)	80.40	0.882	12:40:09.884
4 -	1:28.446	43.772	2:12.218 (2)	80.83	0.165	12:42:22.102
5 -	1:27.845	44.208	2:12.053 (1)	80.93		12:44:34.155

P16 3		Marcus NEWALL		Suzuki - Mum & Dad		
IDEAL LAP TIME : 2:12.334		BEST LAP TIME : 2:12.334		DIFFERENCE : 0.000		
LAP	SECTOR 1	SECTOR 2	LAP TIME	MPH	DIFF	TIME OF DAY
1 -		44.137	2:21.825	75.36	9.491	12:35:42.684
2 -	1:30.481	44.154	2:14.635	79.38	2.301	12:37:57.319
3 -	1:29.519	44.489	2:14.008 (3)	79.75	1.674	12:40:11.327
4 -	1:28.779	44.176	2:12.955 (2)	80.38	0.621	12:42:24.282
5 -	1:28.547	43.787	2:12.334 (1)	80.76		12:44:36.616

P17 28		Dominic VEASEY		Suzuki -		
IDEAL LAP TIME : 2:11.625		BEST LAP TIME : 2:12.220		DIFFERENCE : 0.595		
LAP	SECTOR 1	SECTOR 2	LAP TIME	MPH	DIFF	TIME OF DAY
1 -		45.814	2:25.604	73.40	13.384	12:35:46.463
2 -	1:28.613	44.378	2:12.991 (3)	80.36	0.771	12:37:59.454
3 -	1:27.806	44.414	2:12.220 (1)	80.83		12:40:11.674
4 -	1:28.469	43.819	2:12.288 (2)	80.79	0.068	12:42:23.962
5 -	1:28.998	44.260	2:13.258	80.20	1.038	12:44:37.220

P18 118		James PLUMMER		Suzuki -		
IDEAL LAP TIME : 2:12.187		BEST LAP TIME : 2:12.395		DIFFERENCE : 0.208		
LAP	SECTOR 1	SECTOR 2	LAP TIME	MPH	DIFF	TIME OF DAY
1 -		46.662	2:26.148	73.13	13.753	12:35:47.007
2 -	1:29.321	44.284	2:13.605	79.99	1.210	12:38:00.612
3 -	1:28.624	44.427	2:13.051 (3)	80.33	0.656	12:40:13.663
4 -	1:29.019	43.738	2:12.757 (2)	80.50	0.362	12:42:26.420
5 -	1:28.449	43.946	2:12.395 (1)	80.72		12:44:38.815

P19 39		Rob WILLIAMS		Suzuki -		
IDEAL LAP TIME : 2:13.041		BEST LAP TIME : 2:13.171		DIFFERENCE : 0.130		
LAP	SECTOR 1	SECTOR 2	LAP TIME	MPH	DIFF	TIME OF DAY
1 -		45.755	2:26.984	72.71	13.813	12:35:47.843
2 -	1:30.768	45.515	2:16.283	78.42	3.112	12:38:04.126
3 -	1:30.197	44.498	2:14.695 (3)	79.35	1.524	12:40:18.821
4 -	1:28.660	44.511	2:13.171 (1)	80.25		12:42:31.992
5 -	1:29.475	44.381	2:13.856 (2)	79.84	0.685	12:44:45.848

Weather / Track : Cloudy / Dry

Snetterton 300
 Circuit Length = 2.9689 miles
 Start: 12:33 Flag 12:43 End: 12:45

BMCRC - MRO Championships 2015 - Rnd 2 @ Snetterton 300

MRO Minitwins

RACE 7 - SECTOR ANALYSIS

SECTOR 1 = FL to I1, SECTOR 2 = I1 to I2, SECTOR 3 = I2 to FL, DIFF = Difference To Personal Best Lap

P20 65	Richard BUTT		Suzuki - K.J. Shelley Builders			
IDEAL LAP TIME : 2:14.750		BEST LAP TIME : 2:15.149	DIFFERENCE : 0.399			
LAP	SECTOR 1	SECTOR 2	LAP TIME	MPH	DIFF	TIME OF DAY
1 -		45.895	2:26.117	73.14	10.968	12:35:46.976
2 -	1:31.473	45.190	2:16.663	78.20	1.514	12:38:03.639
3 -	1:30.279	44.870	2:15.149 (1)	79.08		12:40:18.788
4 -	1:30.674	44.937	2:15.611 (3)	78.81	0.462	12:42:34.399
5 -	1:30.717	44.471	2:15.188 (2)	79.06	0.039	12:44:49.587
P21 11	Emma SELWAY		Suzuki -			
IDEAL LAP TIME : 2:14.587		BEST LAP TIME : 2:14.614	DIFFERENCE : 0.027			
LAP	SECTOR 1	SECTOR 2	LAP TIME	MPH	DIFF	TIME OF DAY
1 -		46.623	2:29.467	71.50	14.853	12:35:50.326
2 -	1:32.027	45.212	2:17.239	77.87	2.625	12:38:07.565
3 -	1:29.837	44.777	2:14.614 (1)	79.39		12:40:22.179
4 -	1:30.121	44.750	2:14.871 (2)	79.24	0.257	12:42:37.050
5 -	1:30.158	44.770	2:14.928 (3)	79.21	0.314	12:44:51.978
P22 145	Peter MOORE		Suzuki - Curphs Cuttings			
IDEAL LAP TIME : 2:15.171		BEST LAP TIME : 2:15.250	DIFFERENCE : 0.079			
LAP	SECTOR 1	SECTOR 2	LAP TIME	MPH	DIFF	TIME OF DAY
1 -		45.047	2:27.521	72.45	12.271	12:35:48.380
2 -	1:30.630	45.624	2:16.254 (2)	78.44	1.004	12:38:04.634
3 -	1:31.436	45.023	2:16.459	78.32	1.209	12:40:21.093
4 -	1:30.148	45.102	2:15.250 (1)	79.02		12:42:36.343
5 -	1:30.813	45.495	2:16.308 (3)	78.41	1.058	12:44:52.651
P23 48	Shaun WALLIS		Suzuki -			
IDEAL LAP TIME : 2:15.247		BEST LAP TIME : 2:15.247	DIFFERENCE : 0.000			
LAP	SECTOR 1	SECTOR 2	LAP TIME	MPH	DIFF	TIME OF DAY
1 -		46.726	2:26.064	73.17	10.817	12:35:46.923
2 -	1:30.920	45.764	2:16.684 (3)	78.19	1.437	12:38:03.607
3 -	1:31.014	45.467	2:16.481 (2)	78.31	1.234	12:40:20.088
4 -	1:29.955	45.292	2:15.247 (1)	79.02		12:42:35.335
5 -	1:31.135	46.248	2:17.383	77.79	2.136	12:44:52.718
P24 169	Robert MILES		Suzuki - The Bike Shop Long Eaton			
IDEAL LAP TIME : 2:15.198		BEST LAP TIME : 2:15.598	DIFFERENCE : 0.400			
LAP	SECTOR 1	SECTOR 2	LAP TIME	MPH	DIFF	TIME OF DAY
1 -		45.750	2:28.143	72.14	12.545	12:35:49.002
2 -	1:30.736	45.251	2:15.987 (3)	78.59	0.389	12:38:04.989
3 -	1:31.451	45.153	2:16.604	78.24	1.006	12:40:21.593
4 -	1:30.068	45.665	2:15.733 (2)	78.74	0.135	12:42:37.326
5 -	1:30.468	45.130	2:15.598 (1)	78.82		12:44:52.924
P25 59	Martin FOORD		Suzuki -			
IDEAL LAP TIME : 2:14.240		BEST LAP TIME : 2:14.297	DIFFERENCE : 0.057			
LAP	SECTOR 1	SECTOR 2	LAP TIME	MPH	DIFF	TIME OF DAY
1 -		46.625	2:29.647	71.42	15.350	12:35:50.506
2 -	1:32.160	45.827	2:17.987	77.45	3.690	12:38:08.493
3 -	1:30.183	45.221	2:15.404 (3)	78.93	1.107	12:40:23.897
4 -	1:29.794	45.153	2:14.947 (2)	79.20	0.650	12:42:38.844
5 -	1:29.851	44.446	2:14.297 (1)	79.58		12:44:53.141
P26 99	Lee WINTERS		Suzuki -			
IDEAL LAP TIME : 2:18.744		BEST LAP TIME : 2:18.965	DIFFERENCE : 0.221			
LAP	SECTOR 1	SECTOR 2	LAP TIME	MPH	DIFF	TIME OF DAY

Weather / Track : Cloudy / Dry

Snetterton 300
Circuit Length = 2.9689 miles
Start: 12:33 Flag 12:43 End: 12:45

BMCRC - MRO Championships 2015 - Rnd 2 @ Snetterton 300

MRO Minitwins

RACE 7 - SECTOR ANALYSIS

SECTOR 1 = FL to I1, SECTOR 2 = I1 to I2, SECTOR 3 = I2 to FL, DIFF = Difference To Personal Best Lap

1 -		46.813	2:29.454	71.51	10.489	12:35:50.313
2 -	1:32.503	47.129	2:19.632 (2)	76.54	0.667	12:38:09.945
3 -	1:32.376	46.589	2:18.965 (1)	76.91		12:40:28.910
4 -	1:36.239	46.820	2:23.059	74.71	4.094	12:42:51.969
5 -	1:35.126	46.368	2:21.494 (3)	75.53	2.529	12:45:13.463

P27 73 Vincent LEWIN		Suzuki - Vinitwin Racing DotCo				
IDEAL LAP TIME : 2:22.084		BEST LAP TIME : 2:22.872		DIFFERENCE : 0.788		
LAP	SECTOR 1	SECTOR 2	LAP TIME	MPH	DIFF	TIME OF DAY
1 -		47.968	2:32.947	69.88	10.075	12:35:53.806
2 -	1:35.092	48.971	2:24.063	74.19	1.191	12:38:17.869
3 -	1:34.406	49.226	2:23.632 (3)	74.41	0.760	12:40:41.501
4 -	1:34.441	48.431	2:22.872 (1)	74.80		12:43:04.373
5 -	1:35.853	47.678	2:23.531 (2)	74.46	0.659	12:45:27.904

P28 58 Steve COSTIN		Suzuki - AUTO REVIVE,SAKURA,LKY7SPORTS				
IDEAL LAP TIME : 2:08.353		BEST LAP TIME : 2:08.353		DIFFERENCE : 0.000		
LAP	SECTOR 1	SECTOR 2	LAP TIME	MPH	DIFF	TIME OF DAY
1 -		43.323	2:17.107	77.95	8.754	12:35:37.966
2 -	1:25.952	43.437	2:09.389 (3)	82.60	1.036	12:37:47.355
3 -	1:25.764	43.064	2:08.828 (2)	82.96	0.475	12:39:56.183
4 -	1:25.511	42.842	2:08.353 (1)	83.27		12:42:04.536
5 -	2:36.463	48.047	3:24.510	52.26	1:16.157	12:45:29.046

P29 87 Tristan REVELL		Suzuki -				
IDEAL LAP TIME : 2:12.306		BEST LAP TIME : 2:12.306		DIFFERENCE : 0.000		
LAP	SECTOR 1	SECTOR 2	LAP TIME	MPH	DIFF	TIME OF DAY
1 -		44.512	2:22.912	74.78	10.606	12:35:43.771
2 -	1:29.722	44.695	2:14.417 (3)	79.51	2.111	12:37:58.188
3 -	1:28.260	44.807	2:13.067 (2)	80.32	0.761	12:40:11.255
4 -	1:27.842	44.464	2:12.306 (1)	80.78		12:42:23.561

P30 98 Steven TOPPING		Suzuki - HDS / Nutsmoto				
IDEAL LAP TIME : 2:11.322		BEST LAP TIME : 2:11.963		DIFFERENCE : 0.641		
LAP	SECTOR 1	SECTOR 2	LAP TIME	MPH	DIFF	TIME OF DAY
1 -		43.137	2:15.118 (2)	79.10	3.155	12:35:35.977
2 -	1:28.185	43.778	2:11.963 (1)	80.99		12:37:47.940

BMCRC - MRO Championships 2015 - Rnd 2 @ Snetterton 300

MRO Minitwins

RACE 7 - BEST SECTORS

SECTOR 1			SECTOR 2			IDEAL / BEST COMPARISON						
POS	NO	NAME	TIME	NO	NAME	TIME	POS	NO	NAME	IDEAL	BEST	DIFF
									PERFECT LAP	2:04.310		
1	30	GOODE	1:23.279	76	KING	41.031	1	30	GOODE	2:04.602	2:04.723	0.121
2	40	WILBY	1:23.781	30	GOODE	41.323	2	76	KING	2:05.047	2:05.047	0.000
3	777	WILLIAMS	1:23.970	40	WILBY	41.558	3	40	WILBY	2:05.339	2:05.339	0.000
4	76	KING	1:24.016	777	WILLIAMS	41.568	4	777	WILLIAMS	2:05.538	2:05.538	0.000
5	7	HICKLING	1:24.503	124	BUTLER	42.687	5	7	HICKLING	2:07.257	2:07.897	0.640
6	92	LAST	1:25.167	111	FOLKES	42.697	6	124	BUTLER	2:08.055	2:08.129	0.074
7	124	BUTLER	1:25.368	139	KIRK	42.725	7	111	FOLKES	2:08.084	2:08.193	0.109
8	111	FOLKES	1:25.387	7	HICKLING	42.754	8	139	KIRK	2:08.301	2:08.525	0.224
9	58	COSTIN	1:25.511	58	COSTIN	42.842	9	92	LAST	2:08.326	2:08.678	0.352
10	139	KIRK	1:25.576	5	MANTELL	42.877	10	58	COSTIN	2:08.353	2:08.353	0.000
11	35	WALSH	1:26.219	35	WALSH	43.070	11	35	WALSH	2:09.289	2:09.306	0.017
12	5	MANTELL	1:26.447	98	TOPPING	43.137	12	5	MANTELL	2:09.324	2:09.579	0.255
13	54	JAMISON	1:26.463	92	LAST	43.159	13	54	JAMISON	2:09.706	2:10.074	0.368
14	51	RUTTER	1:27.779	54	JAMISON	43.243	14	98	TOPPING	2:11.322	2:11.963	0.641
15	28	VEASEY	1:27.806	118	PLUMMER	43.738	15	52	JOHNSTON	2:11.617	2:12.053	0.436
16	87	REVELL	1:27.842	52	JOHNSTON	43.772	16	28	VEASEY	2:11.625	2:12.220	0.595
17	52	JOHNSTON	1:27.845	3	NEWALL	43.787	17	51	RUTTER	2:12.144	2:12.442	0.298
18	98	TOPPING	1:28.185	28	VEASEY	43.819	18	118	PLUMMER	2:12.187	2:12.395	0.208
19	81	MAY	1:28.355	81	MAY	43.932	19	81	MAY	2:12.287	2:12.287	0.000
20	118	PLUMMER	1:28.449	51	RUTTER	44.365	20	87	REVELL	2:12.306	2:12.306	0.000
21	3	NEWALL	1:28.547	39	WILLIAMS	44.381	21	3	NEWALL	2:12.334	2:12.334	0.000
22	39	WILLIAMS	1:28.660	59	FOORD	44.446	22	39	WILLIAMS	2:13.041	2:13.171	0.130
23	59	FOORD	1:29.794	87	REVELL	44.464	23	59	FOORD	2:14.240	2:14.297	0.057
24	11	SELWAY	1:29.837	65	BUTT	44.471	24	11	SELWAY	2:14.587	2:14.614	0.027
25	48	WALLIS	1:29.955	11	SELWAY	44.750	25	65	BUTT	2:14.750	2:15.149	0.399
26	169	MILES	1:30.068	145	MOORE	45.023	26	145	MOORE	2:15.171	2:15.250	0.079
27	145	MOORE	1:30.148	169	MILES	45.130	27	169	MILES	2:15.198	2:15.598	0.400
28	65	BUTT	1:30.279	48	WALLIS	45.292	28	48	WALLIS	2:15.247	2:15.247	0.000
29	99	WINTERS	1:32.376	99	WINTERS	46.368	29	99	WINTERS	2:18.744	2:18.965	0.221
30	73	LEWIN	1:34.406	73	LEWIN	47.678	30	73	LEWIN	2:22.084	2:22.872	0.788
31												

Weather / Track : Cloudy / Dry

Results can be found at www.tsl-timing.com

Snetterton 300

Circuit Length = 2.9689 miles

Start: 12:33 Flag 12:43 End: 12:45

Printed - 12:48 Sunday, 26 April 2015


BMCRC - MRO Championships 2015 - Rnd 2 @ Snetterton 300

MRO Minitwins

RACE 18 - GRID (5 Laps)



ROW 11	32	37	Stephen WILSON	31	64	Joe BUXTON			
ROW 10	30	98	Steven TOPPING	29	87	Tristan REVELL	28	58	Steve COSTIN
ROW 9	27	73	Vincent LEWIN	26	99	Lee WINTERS	25	59	Martin FOORD
ROW 8	24	169	Robert MILES	23	48	Shaun WALLIS	22	145	Peter MOORE
ROW 7	21	11	Emma SELWAY	20	65	Richard BUTT	19	39	Rob WILLIAMS
ROW 6	18	118	James PLUMMER	17	28	Dominic VEASEY	16	3	Marcus NEWALL
ROW 5	15	52	Paul JOHNSTON	14	51	Theo RUTTER	13	81	Malvern MAY
ROW 4	12	5	Barry MANTELL	11	54	Adam JAMISON	10	35	Tyler WALSH
ROW 3	9	111	Ryan FOLKES	8	92	Matt LAST	7	7	Richard HICKLING
ROW 2	6	139	Byron KIRK	5	124	Kurtis BUTLER	4	40	Paul WILBY
ROW 1	3	777	Mason WILLIAMS	2	76	Charlie KING	1	30	Richard GOODE
Pole									



Snetterton 300
Circuit Length = 2.9689 miles

These results are provisional until the conclusion of any judicial and technical matters.

Clerk Of Course :	Timekeeper :
-------------------	--------------

Results can be found at www.tsl-timing.com

Printed - 12:52 Sunday, 26 April 2015



BMCRC - MRO Championships 2015 - Rnd 2 @ Snetterton 300



HOYL INSURANCE

MRO Minitwins

RACE 18 - CLASSIFICATION

POS	NO	NAME	ENTRY	LAPS	TIME	GAP	DIFF	MPH	BEST	ON
1	30	Richard GOODE	Suzuki - Wps Ltd / Geoff Hand Automotive Engineer	5	10:29.297			84.92	2:04.256	4
2	76	Charlie KING	Suzuki -	5	10:29.937	0.640	0.640	84.83	2:04.081	5
3	40	Paul WILBY	Suzuki - Nutsmoto	5	10:30.020	0.723	0.083	84.82	2:04.415	5
4	777	Mason WILLIAMS	Suzuki -	5	10:40.673	11.376	10.653	83.41	2:06.966	2
5	124	Kurtis BUTLER	Suzuki -	5	10:48.135	18.838	7.462	82.45	2:06.830	2
6	139	Byron KIRK	Suzuki -	5	10:48.169	18.872	0.034	82.44	2:07.424	5
7	7	Richard HICKLING	Suzuki -	5	10:48.804	19.507	0.635	82.36	2:07.182	5
8	111	Ryan FOLKES	Suzuki -	5	10:51.429	22.132	2.625	82.03	2:08.051	4
9	35	Tyler WALSH	Suzuki - GBR Powerlines	5	10:55.325	26.028	3.896	81.54	2:09.015	3
10	5	Barry MANTELL	Suzuki - Streets Installations	5	11:00.414	31.117	5.089	80.91	2:10.453	2
11	58	Steve COSTIN	Suzuki - AUTO REVIVE, SAKURA, LKY7SPORTS	5	11:04.935	35.638	4.521	80.36	2:08.608	5
12	54	Adam JAMISON	Suzuki -	5	11:05.412	36.115	0.477	80.31	2:11.674	3
13	3	Marcus NEWALL	Suzuki - Mum & Dad	5	11:12.450	43.153	7.038	79.47	2:12.591	4
14	51	Theo RUTTER	Suzuki -	5	11:12.804	43.507	0.354	79.42	2:12.269	5
15	81	Malvern MAY	Suzuki -	5	11:13.989	44.692	1.185	79.28	2:11.474	4
16	118	James PLUMMER	Suzuki -	5	11:16.487	47.190	2.498	78.99	2:12.331	4
17	28	Dominic VEASEY	Suzuki -	5	11:16.691	47.394	0.204	78.97	2:12.563	4
18	11	Emma SELWAY	Suzuki -	5	11:26.991	57.694	10.300	77.78	2:14.636	5
19	48	Shaun WALLIS	Suzuki -	5	11:27.317	58.020	0.326	77.75	2:14.497	5
20	65	Richard BUTT	Suzuki - K.J. Shelley Builders	5	11:27.850	58.553	0.533	77.69	2:14.438	5
21	59	Martin FOORD	Suzuki -	5	11:28.226	58.929	0.376	77.64	2:14.433	4
22	169	Robert MILES	Suzuki - The Bike Shop Long Eaton	5	11:29.382	1:00.085	1.156	77.51	2:15.164	5
23	37	Stephen WILSON	Suzuki -	5	11:29.734	1:00.437	0.352	77.47	2:13.551	5
24	39	Rob WILLIAMS	Suzuki -	5	11:29.808	1:00.511	0.074	77.47	2:14.329	5
25	145	Peter MOORE	Suzuki - Curphs Cuttings	5	11:37.773	1:08.476	7.965	76.58	2:16.152	4
26	99	Lee WINTERS	Suzuki -	5	11:49.416	1:20.119	11.643	75.33	2:18.102	2
27	73	Vincent LEWIN	Suzuki - Vinitwin Racing DotCo	5	12:02.463	1:33.166	13.047	73.96	2:21.346	5

NOT CLASSIFIED

DNF	52	Paul JOHNSTON	Suzuki - ePayMe	4	8:59.585	1 Lap	1 Lap	79.23	2:12.175	4
DNF	98	Steven TOPPING	Suzuki - HDS / Nutsmoto	0						
DNF	92	Matt LAST	Suzuki - Phase 5 Technology	0						

FASTEST LAP

76	Charlie KING	Suzuki -	5	2:04.081	86.13 mph	138.62 kph
----	--------------	----------	---	----------	-----------	------------

90% of Race Speed = 76.42 mph

Snetterton 300

Circuit Length = 2.9689 miles

Start: 16:28 Flag 16:38 End: 16:40

Weather / Track : Cloudy / Dry

These results are provisional until the conclusion of any judicial and technical matters.

Clerk Of Course :	Timekeeper :
-------------------	--------------

Results can be found at www.tsl-timing.com

Printed - 16:40 Sunday, 26 April 2015



BMCRC - MRO Championships 2015 - Rnd 2 @ Snetterton 300

MRO Minitwins

RACE 18 - LAP CHART

LAP 1 @ 16:30:28.327			LAP 2 @ 16:32:33.564			LAP 3 @ 16:34:38.142			LAP 4 @ 16:36:42.398			LAP 5 @ 16:38:47.403		
NO	BEHIND	LAP TIME	NO	BEHIND	LAP TIME	NO	BEHIND	LAP TIME	NO	BEHIND	LAP TIME	NO	BEHIND	LAP TIME
30		2:10.221	30		2:05.237	30		2:04.578	30		2:04.256	30		2:05.005
76	0.505	2:10.726	40	0.447	2:05.077	40	0.874	2:05.005	40	1.313	2:04.695	76	0.640	2:04.081
40	0.607	2:10.828	76	0.716	2:05.448	76	0.884	2:04.746	76	1.564	2:04.936	40	0.723	2:04.415
777	1.591	2:11.812	777	3.320	2:06.966	777	6.132	2:07.390	777	9.318	2:07.442	777	11.376	2:07.063
124	2.955	2:13.176	124	4.548	2:06.830	124	11.216	2:11.246	124	15.442	2:08.482	124	18.838	2:08.401
139	4.955	2:15.176	139	8.213	2:08.495	139	12.665	2:09.030	139	16.453	2:08.044	139	18.872	2:07.424
7	5.340	2:15.561	7	9.486	2:09.383	7	13.781	2:08.873	7	17.330	2:07.805	7	19.507	2:07.182
111	5.871	2:16.092	111	9.821	2:09.187	111	14.154	2:08.911	111	17.949	2:08.051	111	22.132	2:09.188
5	6.792	2:17.013	35	11.348	2:09.213	35	15.785	2:09.015	35	20.911	2:09.382	35	26.028	2:10.122
35	7.372	2:17.593	5	12.008	2:10.453	5	18.380	2:10.950	5	24.998	2:10.874	5	31.117	2:11.124
54	7.773	2:17.994	54	14.453	2:11.917	54	21.549	2:11.674	54	29.026	2:11.733	58	35.638	2:08.608
3	9.541	2:19.762	3	18.497	2:14.193	58	26.149	2:10.907	58	32.035	2:10.142	54	36.115	2:12.094
51	9.954	2:20.175	52	19.249	2:14.031	3	27.194	2:13.275	52	35.293	2:12.175	3	43.153	2:12.629
52	10.455	2:20.676	58	19.820	2:11.740	52	27.374	2:12.703	3	35.529	2:12.591	51	43.507	2:12.269
81	10.719	2:20.940	51	19.839	2:15.122	51	27.980	2:12.719	51	36.243	2:12.519	81	44.692	2:12.541
28	11.053	2:21.274	81	20.148	2:14.666	28	28.796	2:12.982	28	37.103	2:12.563	118	47.190	2:14.927
118	11.323	2:21.544	28	20.392	2:14.576	118	29.193	2:13.286	81	37.156	2:11.474	28	47.394	2:15.296
58	13.317	2:23.538	118	20.485	2:14.399	81	29.938	2:14.368	118	37.268	2:12.331	11	57.694	2:14.636
48	13.651	2:23.872	48	24.977	2:16.563	11	36.903	2:15.952	11	48.063	2:15.416	48	58.020	2:14.497
65	14.351	2:24.572	65	25.091	2:15.977	48	37.142	2:16.743	48	48.528	2:15.642	65	58.553	2:14.438
11	15.230	2:25.451	11	25.529	2:15.536	65	37.852	2:17.339	65	49.120	2:15.524	59	58.929	2:14.776
169	16.072	2:26.293	169	27.031	2:16.196	169	38.800	2:16.347	59	49.158	2:14.433	169	1:00.085	2:15.164
59	16.871	2:27.092	59	27.126	2:15.492	59	38.981	2:16.433	169	49.926	2:15.382	37	1:00.437	2:13.551
37	17.642	2:27.863	37	28.157	2:15.752	37	39.491	2:15.912	39	51.187	2:15.297	39	1:00.511	2:14.329
145	17.801	2:28.022	39	29.001	2:16.421	39	40.146	2:15.723	37	51.891	2:16.656	145	1:08.476	2:20.297
39	17.817	2:28.038	145	29.610	2:17.046	145	41.288	2:16.256	145	53.184	2:16.152	99	1:20.119	2:20.792
99	19.161	2:29.382	99	32.026	2:18.102	99	48.393	2:20.945	99	1:04.332	2:20.195	73	1:33.166	2:21.346
73	21.875	2:32.096	73	40.025	2:23.387	73	59.095	2:23.648	73	1:16.825	2:21.986			

Weather / Track : Cloudy / Dry

Snetterton 300

Circuit Length = 2.9689 miles

Start: 16:28 Flag 16:38 End: 16:40

Results can be found at www.tsl-timing.com

Printed - 16:41 Sunday, 26 April 2015

BMCRC - MRO Championships 2015 - Rnd 2 @ Snetterton 300

MRO Minitwins

RACE 18 - SECTOR ANALYSIS

SECTOR 1 = FL to I1, SECTOR 2 = I1 to I2, SECTOR 3 = I2 to FL, DIFF = Difference To Personal Best Lap

P1 30		Richard GOODE		Suzuki - Wps Ltd / Geoff Hand Automotive Engineering		
IDEAL LAP TIME : 2:04.119		BEST LAP TIME : 2:04.256		DIFFERENCE : 0.137		
LAP	SECTOR 1	SECTOR 2	LAP TIME	MPH	DIFF	TIME OF DAY
1 -		41.152	2:10.221	82.07	5.965	16:30:28.327
2 -	1:23.578	41.659	2:05.237	85.34	0.981	16:32:33.564
3 -	1:23.261	41.317	2:04.578 (2)	85.79	0.322	16:34:38.142
4 -	1:23.034	41.222	2:04.256 (1)	86.01		16:36:42.398
5 -	1:23.920	41.085	2:05.005 (3)	85.50	0.749	16:38:47.403

P2 76		Charlie KING		Suzuki -		
IDEAL LAP TIME : 2:04.081		BEST LAP TIME : 2:04.081		DIFFERENCE : 0.000		
LAP	SECTOR 1	SECTOR 2	LAP TIME	MPH	DIFF	TIME OF DAY
1 -		41.680	2:10.726	81.75	6.645	16:30:28.832
2 -	1:24.283	41.165	2:05.448	85.19	1.367	16:32:34.280
3 -	1:23.809	40.937	2:04.746 (2)	85.67	0.665	16:34:39.026
4 -	1:24.033	40.903	2:04.936 (3)	85.54	0.855	16:36:43.962
5 -	1:23.188	40.893	2:04.081 (1)	86.13		16:38:48.043

P3 40		Paul WILBY		Suzuki - Nutsmoto		
IDEAL LAP TIME : 2:04.415		BEST LAP TIME : 2:04.415		DIFFERENCE : 0.000		
LAP	SECTOR 1	SECTOR 2	LAP TIME	MPH	DIFF	TIME OF DAY
1 -		41.621	2:10.828	81.69	6.413	16:30:28.934
2 -	1:23.764	41.313	2:05.077	85.45	0.662	16:32:34.011
3 -	1:24.075	40.930	2:05.005 (3)	85.50	0.590	16:34:39.016
4 -	1:23.516	41.179	2:04.695 (2)	85.71	0.280	16:36:43.711
5 -	1:23.498	40.917	2:04.415 (1)	85.90		16:38:48.126

P4 777		Mason WILLIAMS		Suzuki -		
IDEAL LAP TIME : 2:06.592		BEST LAP TIME : 2:06.966		DIFFERENCE : 0.374		
LAP	SECTOR 1	SECTOR 2	LAP TIME	MPH	DIFF	TIME OF DAY
1 -		41.887	2:11.812	81.08	4.846	16:30:29.918
2 -	1:24.705	42.261	2:06.966 (1)	84.18		16:32:36.884
3 -	1:25.257	42.133	2:07.390 (3)	83.90	0.424	16:34:44.274
4 -	1:25.339	42.103	2:07.442	83.86	0.476	16:36:51.716
5 -	1:24.960	42.103	2:07.063 (2)	84.11	0.097	16:38:58.779

P5 124		Kurtis BUTLER		Suzuki -		
IDEAL LAP TIME : 2:06.093		BEST LAP TIME : 2:06.830		DIFFERENCE : 0.737		
LAP	SECTOR 1	SECTOR 2	LAP TIME	MPH	DIFF	TIME OF DAY
1 -		42.068	2:13.176	80.25	6.346	16:30:31.282
2 -	1:24.782	42.048	2:06.830 (1)	84.27		16:32:38.112
3 -	1:24.045	47.201	2:11.246	81.43	4.416	16:34:49.358
4 -	1:25.508	42.974	2:08.482 (3)	83.18	1.652	16:36:57.840
5 -	1:25.449	42.952	2:08.401 (2)	83.23	1.571	16:39:06.241

P6 139		Byron KIRK		Suzuki -		
IDEAL LAP TIME : 2:07.265		BEST LAP TIME : 2:07.424		DIFFERENCE : 0.159		
LAP	SECTOR 1	SECTOR 2	LAP TIME	MPH	DIFF	TIME OF DAY
1 -		43.103	2:15.176	79.06	7.752	16:30:33.282
2 -	1:25.623	42.872	2:08.495 (3)	83.17	1.071	16:32:41.777
3 -	1:26.024	43.006	2:09.030	82.83	1.606	16:34:50.807
4 -	1:25.500	42.544	2:08.044 (2)	83.47	0.620	16:36:58.851
5 -	1:24.721	42.703	2:07.424 (1)	83.87		16:39:06.275

P7 7		Richard HICKLING		Suzuki -		
IDEAL LAP TIME : 2:07.182		BEST LAP TIME : 2:07.182		DIFFERENCE : 0.000		
LAP	SECTOR 1	SECTOR 2	LAP TIME	MPH	DIFF	TIME OF DAY
1 -		43.103	2:15.176	79.06	7.752	16:30:33.282
2 -	1:25.623	42.872	2:08.495 (3)	83.17	1.071	16:32:41.777
3 -	1:26.024	43.006	2:09.030	82.83	1.606	16:34:50.807
4 -	1:25.500	42.544	2:08.044 (2)	83.47	0.620	16:36:58.851
5 -	1:24.721	42.703	2:07.424 (1)	83.87		16:39:06.275

Weather / Track : Cloudy / Dry

Snetterton 300
Circuit Length = 2.9689 miles
Start: 16:28 Flag 16:38 End: 16:40

BMCRC - MRO Championships 2015 - Rnd 2 @ Snetterton 300

MRO Minitwins

RACE 18 - SECTOR ANALYSIS

SECTOR 1 = FL to I1, SECTOR 2 = I1 to I2, SECTOR 3 = I2 to FL, DIFF = Difference To Personal Best Lap

1 -		43.844		2:15.561	78.84	8.379	16:30:33.667
2 -	1:26.068	43.315		2:09.383	82.60	2.201	16:32:43.050
3 -	1:25.849	43.024		2:08.873 (3)	82.93	1.691	16:34:51.923
4 -	1:25.024	42.781		2:07.805 (2)	83.62	0.623	16:36:59.728
5 -	1:24.494	42.688		2:07.182 (1)	84.03		16:39:06.910

P8 111		Ryan FOLKES		Suzuki -			
IDEAL LAP TIME : 2:08.051		BEST LAP TIME : 2:08.051		DIFFERENCE : 0.000			
LAP	SECTOR 1	SECTOR 2	LAP TIME	MPH	DIFF	TIME OF DAY	
1 -		44.073	2:16.092	78.53	8.041	16:30:34.198	
2 -	1:25.825	43.362	2:09.187 (3)	82.73	1.136	16:32:43.385	
3 -	1:26.112	42.799	2:08.911 (2)	82.91	0.860	16:34:52.296	
4 -	1:25.331	42.720	2:08.051 (1)	83.46		16:37:00.347	
5 -	1:25.944	43.244	2:09.188	82.73	1.137	16:39:09.535	

P9 35		Tyler WALSH		Suzuki - GBR Powerlines			
IDEAL LAP TIME : 2:08.969		BEST LAP TIME : 2:09.015		DIFFERENCE : 0.046			
LAP	SECTOR 1	SECTOR 2	LAP TIME	MPH	DIFF	TIME OF DAY	
1 -		43.506	2:17.593	77.67	8.578	16:30:35.699	
2 -	1:25.833	43.380	2:09.213 (2)	82.71	0.198	16:32:44.912	
3 -	1:25.879	43.136	2:09.015 (1)	82.84		16:34:53.927	
4 -	1:26.176	43.206	2:09.382 (3)	82.60	0.367	16:37:03.309	
5 -	1:26.666	43.456	2:10.122	82.13	1.107	16:39:13.431	

P10 5		Barry MANTELL		Suzuki - Streets Installations			
IDEAL LAP TIME : 2:10.453		BEST LAP TIME : 2:10.453		DIFFERENCE : 0.000			
LAP	SECTOR 1	SECTOR 2	LAP TIME	MPH	DIFF	TIME OF DAY	
1 -		43.278	2:17.013	78.00	6.560	16:30:35.119	
2 -	1:27.419	43.034	2:10.453 (1)	81.93		16:32:45.572	
3 -	1:27.601	43.349	2:10.950 (3)	81.61	0.497	16:34:56.522	
4 -	1:27.427	43.447	2:10.874 (2)	81.66	0.421	16:37:07.396	
5 -	1:27.844	43.280	2:11.124	81.51	0.671	16:39:18.520	

P11 58		Steve COSTIN		Suzuki - AUTO REVIVE, SAKURA, LKY7SPORTS			
IDEAL LAP TIME : 2:08.608		BEST LAP TIME : 2:08.608		DIFFERENCE : 0.000			
LAP	SECTOR 1	SECTOR 2	LAP TIME	MPH	DIFF	TIME OF DAY	
1 -		45.079	2:23.538	74.46	14.930	16:30:41.644	
2 -	1:26.621	45.119	2:11.740	81.13	3.132	16:32:53.384	
3 -	1:27.074	43.833	2:10.907 (3)	81.64	2.299	16:35:04.291	
4 -	1:26.618	43.524	2:10.142 (2)	82.12	1.534	16:37:14.433	
5 -	1:25.414	43.194	2:08.608 (1)	83.10		16:39:23.041	

P12 54		Adam JAMISON		Suzuki -			
IDEAL LAP TIME : 2:11.178		BEST LAP TIME : 2:11.674		DIFFERENCE : 0.496			
LAP	SECTOR 1	SECTOR 2	LAP TIME	MPH	DIFF	TIME OF DAY	
1 -		43.717	2:17.994	77.45	6.320	16:30:36.100	
2 -	1:28.009	43.908	2:11.917 (3)	81.02	0.243	16:32:48.017	
3 -	1:27.688	43.986	2:11.674 (1)	81.17		16:34:59.691	
4 -	1:27.823	43.910	2:11.733 (2)	81.13	0.059	16:37:11.424	
5 -	1:28.604	43.490	2:12.094	80.91	0.420	16:39:23.518	

P13 3		Marcus NEWALL		Suzuki - Mum & Dad			
IDEAL LAP TIME : 2:12.240		BEST LAP TIME : 2:12.591		DIFFERENCE : 0.351			
LAP	SECTOR 1	SECTOR 2	LAP TIME	MPH	DIFF	TIME OF DAY	
1 -		44.473	2:19.762	76.47	7.171	16:30:37.868	
2 -	1:29.713	44.480	2:14.193	79.64	1.602	16:32:52.061	
3 -	1:29.143	44.132	2:13.275 (3)	80.19	0.684	16:35:05.336	
4 -	1:28.825	43.766	2:12.591 (1)	80.60		16:37:17.927	

Weather / Track : Cloudy / Dry

Snetterton 300

Circuit Length = 2.9689 miles

Start: 16:28 Flag 16:38 End: 16:40

BMCRC - MRO Championships 2015 - Rnd 2 @ Snetterton 300

MRO Minitwins

RACE 18 - SECTOR ANALYSIS

SECTOR 1 = FL to I1, SECTOR 2 = I1 to I2, SECTOR 3 = I2 to FL, DIFF = Difference To Personal Best Lap

5 - **1:28.474** 44.155 2:12.629 (2) 80.58 0.038 16:39:30.556

P14 51		Theo RUTTER		Suzuki -		
IDEAL LAP TIME : 2:12.196		BEST LAP TIME : 2:12.269		DIFFERENCE : 0.073		
LAP	SECTOR 1	SECTOR 2	LAP TIME	MPH	DIFF	TIME OF DAY
1 -		44.636	2:20.175	76.24	7.906	16:30:38.281
2 -	1:29.528	45.594	2:15.122	79.09	2.853	16:32:53.403
3 -	1:28.524	44.195	2:12.719 (3)	80.53	0.450	16:35:06.122
4 -	1:28.169	44.350	2:12.519 (2)	80.65	0.250	16:37:18.641
5 -	1:28.001	44.268	2:12.269 (1)	80.80		16:39:30.910

P15 81		Malvern MAY		Suzuki -		
IDEAL LAP TIME : 2:11.474		BEST LAP TIME : 2:11.474		DIFFERENCE : 0.000		
LAP	SECTOR 1	SECTOR 2	LAP TIME	MPH	DIFF	TIME OF DAY
1 -		44.497	2:20.940	75.83	9.466	16:30:39.046
2 -	1:29.130	45.536	2:14.666	79.36	3.192	16:32:53.712
3 -	1:29.981	44.387	2:14.368 (3)	79.54	2.894	16:35:08.080
4 -	1:27.680	43.794	2:11.474 (1)	81.29		16:37:19.554
5 -	1:28.594	43.947	2:12.541 (2)	80.63	1.067	16:39:32.095

P16 118		James PLUMMER		Suzuki -		
IDEAL LAP TIME : 2:12.331		BEST LAP TIME : 2:12.331		DIFFERENCE : 0.000		
LAP	SECTOR 1	SECTOR 2	LAP TIME	MPH	DIFF	TIME OF DAY
1 -		44.875	2:21.544	75.51	9.213	16:30:39.650
2 -	1:29.322	45.077	2:14.399 (3)	79.52	2.068	16:32:54.049
3 -	1:28.941	44.345	2:13.286 (2)	80.18	0.955	16:35:07.335
4 -	1:28.244	44.087	2:12.331 (1)	80.76		16:37:19.666
5 -	1:29.362	45.565	2:14.927	79.21	2.596	16:39:34.593

P17 28		Dominic VEASEY		Suzuki -		
IDEAL LAP TIME : 2:12.485		BEST LAP TIME : 2:12.563		DIFFERENCE : 0.078		
LAP	SECTOR 1	SECTOR 2	LAP TIME	MPH	DIFF	TIME OF DAY
1 -		45.064	2:21.274	75.65	8.711	16:30:39.380
2 -	1:28.872	45.704	2:14.576 (3)	79.42	2.013	16:32:53.956
3 -	1:28.427	44.555	2:12.982 (2)	80.37	0.419	16:35:06.938
4 -	1:27.930	44.633	2:12.563 (1)	80.62		16:37:19.501
5 -	1:29.111	46.185	2:15.296	78.99	2.733	16:39:34.797

P18 11		Emma SELWAY		Suzuki -		
IDEAL LAP TIME :		BEST LAP TIME : 2:14.636		DIFFERENCE :		
LAP	SECTOR 1	SECTOR 2	LAP TIME	MPH	DIFF	TIME OF DAY
1 -			2:25.451	73.48	10.815	16:30:43.557
2 -			2:15.536 (3)	78.85	0.900	16:32:59.093
3 -			2:15.952	78.61	1.316	16:35:15.045
4 -			2:15.416 (2)	78.92	0.780	16:37:30.461
5 -			2:14.636 (1)	79.38		16:39:45.097

P19 48		Shaun WALLIS		Suzuki -		
IDEAL LAP TIME : 2:14.497		BEST LAP TIME : 2:14.497		DIFFERENCE : 0.000		
LAP	SECTOR 1	SECTOR 2	LAP TIME	MPH	DIFF	TIME OF DAY
1 -		46.065	2:23.872	74.28	9.375	16:30:41.978
2 -	1:30.497	46.066	2:16.563 (3)	78.26	2.066	16:32:58.541
3 -	1:30.544	46.199	2:16.743	78.16	2.246	16:35:15.284
4 -	1:30.614	45.028	2:15.642 (2)	78.79	1.145	16:37:30.926
5 -	1:29.629	44.868	2:14.497 (1)	79.46		16:39:45.423

Weather / Track : Cloudy / Dry

Snetterton 300

Circuit Length = 2.9689 miles

Start: 16:28 Flag 16:38 End: 16:40

BMCRC - MRO Championships 2015 - Rnd 2 @ Snetterton 300

MRO Minitwins

RACE 18 - SECTOR ANALYSIS

SECTOR 1 = FL to I1, SECTOR 2 = I1 to I2, SECTOR 3 = I2 to FL, DIFF = Difference To Personal Best Lap

P20 65		Richard BUTT		Suzuki - K.J. Shelley Builders		
IDEAL LAP TIME : 2:14.438		BEST LAP TIME : 2:14.438		DIFFERENCE : 0.000		
LAP	SECTOR 1	SECTOR 2	LAP TIME	MPH	DIFF	TIME OF DAY
1 -		46.004	2:24.572	73.92	10.134	16:30:42.678
2 -	1:30.393	45.584	2:15.977 (3)	78.60	1.539	16:32:58.655
3 -	1:30.961	46.378	2:17.339	77.82	2.901	16:35:15.994
4 -	1:30.334	45.190	2:15.524 (2)	78.86	1.086	16:37:31.518
5 -	1:29.678	44.760	2:14.438 (1)	79.50		16:39:45.956

P21 59		Martin FOORD		Suzuki -		
IDEAL LAP TIME : 2:13.623		BEST LAP TIME : 2:14.433		DIFFERENCE : 0.810		
LAP	SECTOR 1	SECTOR 2	LAP TIME	MPH	DIFF	TIME OF DAY
1 -		45.805	2:27.092	72.66	12.659	16:30:45.198
2 -	1:30.375	45.117	2:15.492 (3)	78.88	1.059	16:33:00.690
3 -	1:30.863	45.570	2:16.433	78.33	2.000	16:35:17.123
4 -	1:29.110	45.323	2:14.433 (1)	79.50		16:37:31.556
5 -	1:30.263	44.513	2:14.776 (2)	79.30	0.343	16:39:46.332

P22 169		Robert MILES		Suzuki - The Bike Shop Long Eaton		
IDEAL LAP TIME : 2:14.996		BEST LAP TIME : 2:15.164		DIFFERENCE : 0.168		
LAP	SECTOR 1	SECTOR 2	LAP TIME	MPH	DIFF	TIME OF DAY
1 -		45.978	2:26.293	73.05	11.129	16:30:44.399
2 -	1:30.605	45.591	2:16.196 (3)	78.47	1.032	16:33:00.595
3 -	1:30.836	45.511	2:16.347	78.38	1.183	16:35:16.942
4 -	1:30.363	45.019	2:15.382 (2)	78.94	0.218	16:37:32.324
5 -	1:29.977	45.187	2:15.164 (1)	79.07		16:39:47.488

P23 37		Stephen WILSON		Suzuki -		
IDEAL LAP TIME : 2:13.551		BEST LAP TIME : 2:13.551		DIFFERENCE : 0.000		
LAP	SECTOR 1	SECTOR 2	LAP TIME	MPH	DIFF	TIME OF DAY
1 -		45.704	2:27.863	72.28	14.312	16:30:45.969
2 -	1:30.127	45.625	2:15.752 (2)	78.73	2.201	16:33:01.721
3 -	1:30.394	45.518	2:15.912 (3)	78.63	2.361	16:35:17.633
4 -	1:31.715	44.941	2:16.656	78.21	3.105	16:37:34.289
5 -	1:28.801	44.750	2:13.551 (1)	80.02		16:39:47.840

P24 39		Rob WILLIAMS		Suzuki -		
IDEAL LAP TIME : 2:14.126		BEST LAP TIME : 2:14.329		DIFFERENCE : 0.203		
LAP	SECTOR 1	SECTOR 2	LAP TIME	MPH	DIFF	TIME OF DAY
1 -		47.165	2:28.038	72.19	13.709	16:30:46.144
2 -	1:30.508	45.913	2:16.421	78.34	2.092	16:33:02.565
3 -	1:30.669	45.054	2:15.723 (3)	78.74	1.394	16:35:18.288
4 -	1:29.718	45.579	2:15.297 (2)	78.99	0.968	16:37:33.585
5 -	1:29.921	44.408	2:14.329 (1)	79.56		16:39:47.914

P25 145		Peter MOORE		Suzuki - Curphs Cuttings		
IDEAL LAP TIME : 2:15.825		BEST LAP TIME : 2:16.152		DIFFERENCE : 0.327		
LAP	SECTOR 1	SECTOR 2	LAP TIME	MPH	DIFF	TIME OF DAY
1 -		45.221	2:28.022	72.20	11.870	16:30:46.128
2 -	1:31.972	45.074	2:17.046 (3)	77.98	0.894	16:33:03.174
3 -	1:31.044	45.212	2:16.256 (2)	78.44	0.104	16:35:19.430
4 -	1:30.751	45.401	2:16.152 (1)	78.50		16:37:35.582
5 -	1:33.457	46.840	2:20.297	76.18	4.145	16:39:55.879

P26 99		Lee WINTERS		Suzuki -		
IDEAL LAP TIME : 2:18.074		BEST LAP TIME : 2:18.102		DIFFERENCE : 0.028		
LAP	SECTOR 1	SECTOR 2	LAP TIME	MPH	DIFF	TIME OF DAY

Weather / Track : Cloudy / Dry

Snetterton 300
Circuit Length = 2.9689 miles
Start: 16:28 Flag 16:38 End: 16:40

BMCRC - MRO Championships 2015 - Rnd 2 @ Snetterton 300

MRO Minitwins

RACE 18 - SECTOR ANALYSIS

SECTOR 1 = FL to I1, SECTOR 2 = I1 to I2, SECTOR 3 = I2 to FL, DIFF = Difference To Personal Best Lap

1 -		46.537	2:29.382	71.54	11.280	16:30:47.488
2 -	1:31.537	46.565	2:18.102 (1)	77.39		16:33:05.590
3 -	1:34.007	46.938	2:20.945	75.83	2.843	16:35:26.535
4 -	1:33.491	46.704	2:20.195 (2)	76.23	2.093	16:37:46.730
5 -	1:33.740	47.052	2:20.792 (3)	75.91	2.690	16:40:07.522

P27 73 Vincent LEWIN

Suzuki - Vinitwin Racing DotCo

IDEAL LAP TIME : 2:21.346

BEST LAP TIME : 2:21.346

DIFFERENCE : 0.000

LAP	SECTOR 1	SECTOR 2	LAP TIME	MPH	DIFF	TIME OF DAY
1 -		48.135	2:32.096	70.27	10.750	16:30:50.202
2 -	1:34.586	48.801	2:23.387 (3)	74.54	2.041	16:33:13.589
3 -	1:34.806	48.842	2:23.648	74.40	2.302	16:35:37.237
4 -	1:33.970	48.016	2:21.986 (2)	75.27	0.640	16:37:59.223
5 -	1:33.884	47.462	2:21.346 (1)	75.61		16:40:20.569

P28 52 Paul JOHNSTON

Suzuki - ePayMe

IDEAL LAP TIME : 2:11.973

BEST LAP TIME : 2:12.175

DIFFERENCE : 0.202

LAP	SECTOR 1	SECTOR 2	LAP TIME	MPH	DIFF	TIME OF DAY
1 -		44.498	2:20.676	75.97	8.501	16:30:38.782
2 -	1:28.916	45.115	2:14.031 (3)	79.74	1.856	16:32:52.813
3 -	1:28.567	44.136	2:12.703 (2)	80.54	0.528	16:35:05.516
4 -	1:27.837	44.338	2:12.175 (1)	80.86		16:37:17.691

BMCRC - MRO Championships 2015 - Rnd 2 @ Snetterton 300

MRO Minitwins

RACE 18 - BEST SECTORS

SECTOR 1			SECTOR 2			IDEAL / BEST COMPARISON						
POS	NO	NAME	TIME	NO	NAME	TIME	POS	NO	NAME	IDEAL	BEST	DIFF
									PERFECT LAP	2:03.927		
1	30	GOODE	1:23.034	76	KING	40.893	1	76	KING	2:04.081	2:04.081	0.000
2	76	KING	1:23.188	40	WILBY	40.917	2	30	GOODE	2:04.119	2:04.256	0.137
3	40	WILBY	1:23.498	30	GOODE	41.085	3	40	WILBY	2:04.415	2:04.415	0.000
4	124	BUTLER	1:24.045	777	WILLIAMS	41.887	4	124	BUTLER	2:06.093	2:06.830	0.737
5	7	HICKLING	1:24.494	124	BUTLER	42.048	5	777	WILLIAMS	2:06.592	2:06.966	0.374
6	777	WILLIAMS	1:24.705	139	KIRK	42.544	6	7	HICKLING	2:07.182	2:07.182	0.000
7	139	KIRK	1:24.721	7	HICKLING	42.688	7	139	KIRK	2:07.265	2:07.424	0.159
8	111	FOLKES	1:25.331	111	FOLKES	42.720	8	111	FOLKES	2:08.051	2:08.051	0.000
9	58	COSTIN	1:25.414	5	MANTELL	43.034	9	58	COSTIN	2:08.608	2:08.608	0.000
10	35	WALSH	1:25.833	35	WALSH	43.136	10	35	WALSH	2:08.969	2:09.015	0.046
11	5	MANTELL	1:27.419	58	COSTIN	43.194	11	5	MANTELL	2:10.453	2:10.453	0.000
12	81	MAY	1:27.680	54	JAMISON	43.490	12	54	JAMISON	2:11.178	2:11.674	0.496
13	54	JAMISON	1:27.688	3	NEWALL	43.766	13	81	MAY	2:11.474	2:11.474	0.000
14	52	JOHNSTON	1:27.837	81	MAY	43.794	14	52	JOHNSTON	2:11.973	2:12.175	0.202
15	28	VEASEY	1:27.930	118	PLUMMER	44.087	15	51	RUTTER	2:12.196	2:12.269	0.073
16	51	RUTTER	1:28.001	52	JOHNSTON	44.136	16	3	NEWALL	2:12.240	2:12.591	0.351
17	118	PLUMMER	1:28.244	51	RUTTER	44.195	17	118	PLUMMER	2:12.331	2:12.331	0.000
18	3	NEWALL	1:28.474	39	WILLIAMS	44.408	18	28	VEASEY	2:12.485	2:12.563	0.078
19	37	WILSON	1:28.801	59	FOORD	44.513	19	37	WILSON	2:13.551	2:13.551	0.000
20	59	FOORD	1:29.110	28	VEASEY	44.555	20	59	FOORD	2:13.623	2:14.433	0.810
21	48	WALLIS	1:29.629	37	WILSON	44.750	21	39	WILLIAMS	2:14.126	2:14.329	0.203
22	65	BUTT	1:29.678	65	BUTT	44.760	22	65	BUTT	2:14.438	2:14.438	0.000
23	39	WILLIAMS	1:29.718	48	WALLIS	44.868	23	48	WALLIS	2:14.497	2:14.497	0.000
24	169	MILES	1:29.977	169	MILES	45.019	24	169	MILES	2:14.996	2:15.164	0.168
25	145	MOORE	1:30.751	145	MOORE	45.074	25	145	MOORE	2:15.825	2:16.152	0.327
26	99	WINTERS	1:31.537	99	WINTERS	46.537	26	99	WINTERS	2:18.074	2:18.102	0.028
27	73	LEWIN	1:33.884	73	LEWIN	47.462	27	73	LEWIN	2:21.346	2:21.346	0.000
28							28	11	SELWAY		2:14.636	
29												
30												

Weather / Track : Cloudy / Dry

Results can be found at www.tsl-timing.com

Snetterton 300

Circuit Length = 2.9689 miles

Start: 16:28 Flag 16:38 End: 16:40

Printed - 16:41 Sunday, 26 April 2015



MRO Powerbikes inc Clubman 1000

Snetterton 300

25th & 26th April 2015



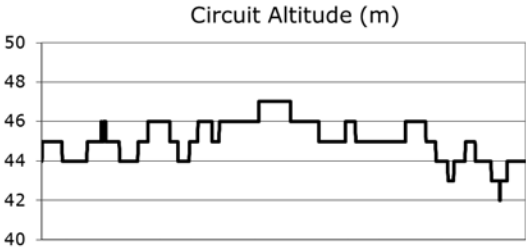
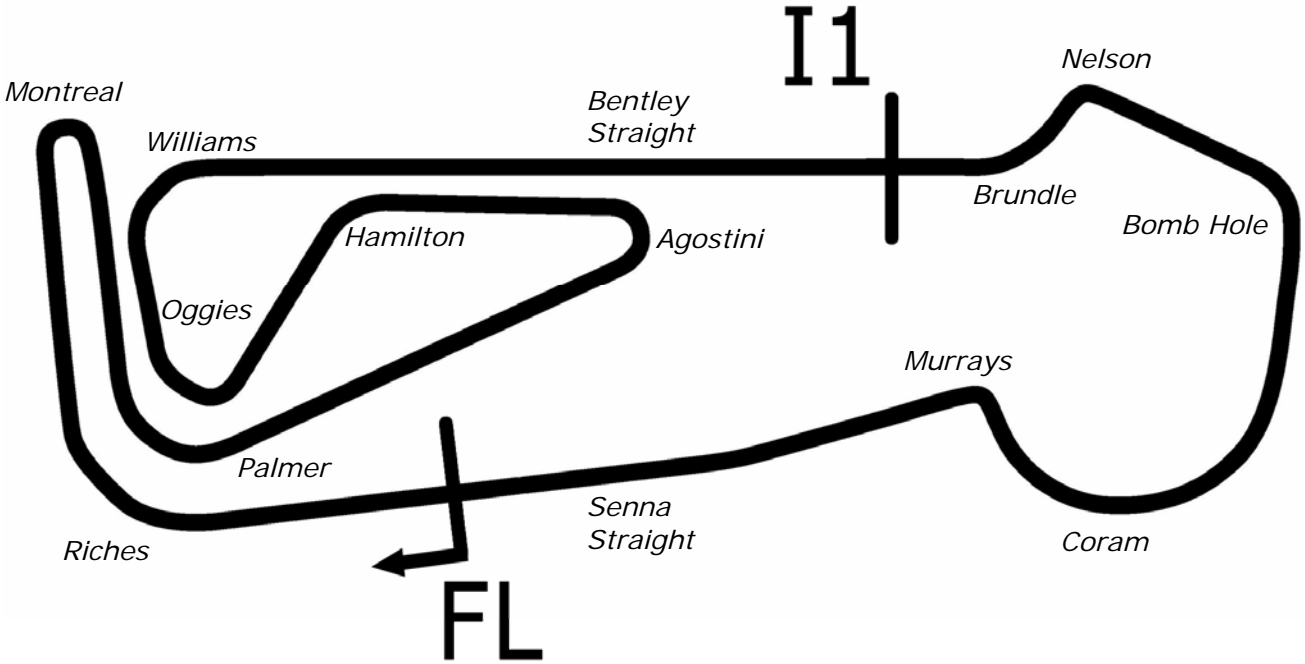
Results Provided by Timing Solutions Ltd
www.tsl-timing.com

Snetterton 300



SPORTS TIMING

TIMING SOLUTIONS LTD



Length	2.9689 miles	4778.0 m	
FL		52.46340 N	0.94476 E
I1	3198m	52.46617 N	0.94964 E
Pit Entry	4572m	52.46364 N	0.94774 E
Pit Exit	40m after FL	52.46338 N	0.94420 E
Pit Entry–Pit Exit 246m, 14.7s @60kph, 11.0s @80kph			

All results available at www.tsl-timing.com

BMCRC - MRO Championships 2015 - Rnd 2 @ Snetterton 300

MRO Powerbikes inc Clubman 1000

QUALIFYING - CLASSIFICATION



POS	NO	CL	PIC NAME	ENTRY	TIME	ON	LAPS	GAP	DIFF	MPH
1	58		1 Jamie LOVEDAY	Kawasaki - Insignia signs	2:20.249	4	4			76.20
2	47		2 Daryl DANCE	BMW - 2 brothers scaffolding/Dad	2:20.352	4	4	0.103	0.103	76.15
3	3		3 Colin PARKER	Kawasaki - Global Robots	2:20.561	4	4	0.312	0.209	76.03
4	21		4 Peter BAKER	Kawasaki -	2:20.850	1	1	0.601	0.289	75.88
5	110		5 Stephen MURPHY	Kawasaki -	2:22.013	3	3	1.764	1.163	75.26
6	171		6 John BUTLER	Kawasaki - Butler-Hills Ltd	2:22.602	3	4	2.353	0.589	74.95
7	31	C	1 Jack CROUCHER	Kawasaki - co-Tron	2:22.623	3	4	2.374	0.021	74.93
8	8	C	2 John COUGHLAN	Aprilia - BIKERSWORLD	2:22.667	4	4	2.418	0.044	74.91
9	20		7 Daniel COOPER	Honda -	2:22.778	3	4	2.529	0.111	74.85
10	38		8 David HEWSON	Aprilia - Obsession Engineering Limited	2:24.165	4	4	3.916	1.387	74.13
11	88		9 Adam FOSTER	BMW -	2:24.701	3	4	4.452	0.536	73.86
12	17		10 Luke ZUCHOWSKI	Suzuki -	2:25.324	5	5	5.075	0.623	73.54
13	141	C	3 Ramone DURRANI	Kawasaki -	2:25.636	4	4	5.387	0.312	73.38
14	59	C	4 Will DALTON	Kawasaki -	2:26.374	3	3	6.125	0.738	73.01
15	92	C	5 Mark SYKES	Kawasaki -	2:27.675	3	4	7.426	1.301	72.37
16	23		11 Mark FINCHAM	BMW -	2:27.967	4	4	7.718	0.292	72.23
17	54		12 Steve HENEGHAN	Yamaha - ReactiveParts.com	2:28.439	3	4	8.190	0.472	72.00
18	74	C	6 Andrew BURKE	Honda -	2:28.452	2	3	8.203	0.013	71.99
19	163		13 James WHITE	Kawasaki - Team Afterdark/Skilcom	2:29.583	3	4	9.334	1.131	71.45
20	48	C	7 Christos BOUZOUKIS	BMW -	2:29.771	4	5	9.522	0.188	71.36
21	76		14 Jason BYARD	Suzuki - May Construction	2:31.873	2	3	11.624	2.102	70.37
22	85	C	8 John DAVIS	Yamaha -	2:34.420	3	4	14.171	2.547	69.21
23	63	C	9 Keith HATTON	BMW - L.K.J. Contracts	2:35.003	3	3	14.754	0.583	68.95
24	43	C	10 Julian ENTICKNAP	Suzuki - AssessTech Ltd	2:35.460	3	4	15.211	0.457	68.75
25	46	C	11 Simon GATES	Yamaha - No Talentino Rossi	2:35.516	3	3	15.267	0.056	68.72
26	24	C	12 Alan SMITH	Kawasaki - Mervyn Lambert Plant / Orwells Mcs	2:35.549	4	5	15.300	0.033	68.71
27	37	C	13 Aldo MORELLO	BMW -	2:35.741	4	5	15.492	0.192	68.62
28	42		15 Alan WOOD	Suzuki - www.alanwoodracing.co.uk	2:39.139	3	3	18.890	3.398	67.16
29	57	C	14 David MILLS	Kawasaki - Area Fifty One Racing	2:41.305	3	3	21.056	2.166	66.26
30	83		16 Graham ENGLISH	BMW -	2:53.409	2	3	33.160	12.104	61.63
31	64	C	15 Mitchell BROOKES	Honda -	2:54.575	2	2	34.326	1.166	61.22
32	55	C	16 Michael COPLEY	Suzuki - spindle grind			1			

Snetterton 300

Circuit Length = 2.9689 miles

Start: 10:47 Flag 10:59 End: 11:02

Weather / Track : Cloudy / Wet

These results are provisional until the conclusion of any judicial and technical matters.

Clerk Of Course :	Timekeeper :
-------------------	--------------

Results can be found at www.tsl-timing.com

Printed - 11:02 Saturday, 25 April 2015



BMCRC - MRO Championships 2015 - Rnd 2 @ Snetterton 300

MRO Powerbikes inc Clubman 1000

QUALIFYING - SECTOR ANALYSIS

SECTOR 1 = FL to I1, SECTOR 2 = I1 to I2, SECTOR 3 = I2 to FL, DIFF = Difference To Personal Best Lap

P1 58		Jamie LOVEDAY		Kawasaki - Insignia signs		
IDEAL LAP TIME : 2:20.249		BEST LAP TIME : 2:20.249		DIFFERENCE : 0.000		
LAP	SECTOR 1	SECTOR 2	LAP TIME	MPH	DIFF	TIME OF DAY
1 -	OUTLAP	50.490	2:39.172	67.14	18.923	10:54:08.510
2 -	1:38.962	49.240	2:28.202 (3)	72.11	7.953	10:56:36.712
3 -	1:36.567	48.011	2:24.578 (2)	73.92	4.329	10:59:01.290
4 -	1:32.774	47.475	2:20.249 (1)	76.20		11:01:21.539

P2 47		Daryl DANCE		BMW - 2 brothers scaffolding/Dad		
IDEAL LAP TIME : 2:20.352		BEST LAP TIME : 2:20.352		DIFFERENCE : 0.000		
LAP	SECTOR 1	SECTOR 2	LAP TIME	MPH	DIFF	TIME OF DAY
1 -	1:40.165	49.185	2:29.350	71.56	8.998	10:52:18.490
2 -	1:35.270	48.844	2:24.114 (2)	74.16	3.762	10:54:42.604
3 -	1:36.560	47.555	2:24.115 (3)	74.16	3.763	10:57:06.719
4 -	1:33.048	47.304	2:20.352 (1)	76.15		10:59:27.071

P3 3		Colin PARKER		Kawasaki - Global Robots		
IDEAL LAP TIME : 2:20.561		BEST LAP TIME : 2:20.561		DIFFERENCE : 0.000		
LAP	SECTOR 1	SECTOR 2	LAP TIME	MPH	DIFF	TIME OF DAY
1 -	1:44.342	50.471	2:34.813	69.03	14.252	10:52:11.846
2 -	1:36.927	49.005	2:25.932 (3)	73.24	5.371	10:54:37.778
3 -	1:35.931	47.968	2:23.899 (2)	74.27	3.338	10:57:01.677
4 -	1:32.713	47.848	2:20.561 (1)	76.03		10:59:22.238

P4 21		Peter BAKER		Kawasaki -		
IDEAL LAP TIME : 2:20.850		BEST LAP TIME : 2:20.850		DIFFERENCE : 0.000		
LAP	SECTOR 1	SECTOR 2	LAP TIME	MPH	DIFF	TIME OF DAY
1 -	1:34.554	46.296	2:20.850 (1)	75.88		10:53:03.056

P5 110		Stephen MURPHY		Kawasaki -		
IDEAL LAP TIME : 2:22.013		BEST LAP TIME : 2:22.013		DIFFERENCE : 0.000		
LAP	SECTOR 1	SECTOR 2	LAP TIME	MPH	DIFF	TIME OF DAY
1 -	1:46.922	52.822	2:39.744 (3)	66.90	17.731	10:53:14.434
2 -	1:37.553	49.088	2:26.641 (2)	72.88	4.628	10:55:41.075
3 -	1:33.877	48.136	2:22.013 (1)	75.26		10:58:03.088

P6 171		John BUTLER		Kawasaki - Butler-Hills Ltd		
IDEAL LAP TIME : 2:22.602		BEST LAP TIME : 2:22.602		DIFFERENCE : 0.000		
LAP	SECTOR 1	SECTOR 2	LAP TIME	MPH	DIFF	TIME OF DAY
1 -	1:43.969	53.038	2:37.007	68.07	14.405	10:52:42.812
2 -	1:34.833	48.962	2:23.795 (2)	74.32	1.193	10:55:06.607
3 -	1:34.345	48.257	2:22.602 (1)	74.95		10:57:29.209
4 -	1:35.039	49.573	2:24.612 (3)	73.90	2.010	10:59:53.821

P7 31 C		Jack CROUCHER		Kawasaki - co-Tron		
IDEAL LAP TIME : 2:22.623		BEST LAP TIME : 2:22.623		DIFFERENCE : 0.000		
LAP	SECTOR 1	SECTOR 2	LAP TIME	MPH	DIFF	TIME OF DAY
1 -	OUTLAP	51.442	2:41.438	66.20	18.815	10:53:59.464
2 -	1:35.370	49.624	2:24.994 (3)	73.71	2.371	10:56:24.458
3 -	1:33.896	48.727	2:22.623 (1)	74.93		10:58:47.081
4 -	1:34.717	49.067	2:23.784 (2)	74.33	1.161	11:01:10.865

P8 8 C		John COUGHLAN		Aprilia - BIKERSWORLD		
IDEAL LAP TIME : 2:22.667		BEST LAP TIME : 2:22.667		DIFFERENCE : 0.000		
LAP	SECTOR 1	SECTOR 2	LAP TIME	MPH	DIFF	TIME OF DAY

Weather / Track : Cloudy / Wet

Snetterton 300
Circuit Length = 2.9689 miles
Start: 10:47 Flag 10:59 End: 11:02

BMCRC - MRO Championships 2015 - Rnd 2 @ Snetterton 300

MRO Powerbikes inc Clubman 1000

QUALIFYING - SECTOR ANALYSIS

SECTOR 1 = FL to I1, SECTOR 2 = I1 to I2, SECTOR 3 = I2 to FL, DIFF = Difference To Personal Best Lap

1 -	1:48.919	51.394	2:40.313	66.67	17.646	10:51:59.622
2 -	1:39.811	52.614	2:32.425 (3)	70.12	9.758	10:54:32.047
3 -	1:41.299	49.671	2:30.970 (2)	70.79	8.303	10:57:03.017
4 -	1:34.803	47.864	2:22.667 (1)	74.91		10:59:25.684

P9	20	Daniel COOPER	Honda -			
IDEAL LAP TIME : 2:21.667		BEST LAP TIME : 2:22.778		DIFFERENCE : 1.111		
LAP	SECTOR 1	SECTOR 2	LAP TIME	MPH	DIFF	TIME OF DAY
1 -	1:43.850	50.017	2:33.867	69.46	11.089	10:52:44.463
2 -	1:39.118	47.859	2:26.977 (3)	72.71	4.199	10:55:11.440
3 -	1:35.256	47.522	2:22.778 (1)	74.85		10:57:34.218
4 -	1:34.145	49.032	2:23.177 (2)	74.64	0.399	10:59:57.395

P10	38	David HEWSON	Aprilia - Obsession Engineering Limited			
IDEAL LAP TIME : 2:24.165		BEST LAP TIME : 2:24.165		DIFFERENCE : 0.000		
LAP	SECTOR 1	SECTOR 2	LAP TIME	MPH	DIFF	TIME OF DAY
1 -	1:43.371	51.593	2:34.964	68.97	10.799	10:52:09.633
2 -	1:38.615	49.949	2:28.564 (3)	71.94	4.399	10:54:38.197
3 -	1:40.063	48.477	2:28.540 (2)	71.95	4.375	10:57:06.737
4 -	1:35.950	48.215	2:24.165 (1)	74.13		10:59:30.902

P11	88	Adam FOSTER	BMW -			
IDEAL LAP TIME : 2:24.300		BEST LAP TIME : 2:24.701		DIFFERENCE : 0.401		
LAP	SECTOR 1	SECTOR 2	LAP TIME	MPH	DIFF	TIME OF DAY
1 -	1:43.802	51.687	2:35.489	68.73	10.788	10:52:53.388
2 -	1:37.554	50.263	2:27.817 (2)	72.30	3.116	10:55:21.205
3 -	1:35.826	48.875	2:24.701 (1)	73.86		10:57:45.906
4 -	1:35.425	53.334	2:28.759 (3)	71.84	4.058	11:00:14.665

P12	17	Luke ZUCHOWSKI	Suzuki -			
IDEAL LAP TIME : 2:25.324		BEST LAP TIME : 2:25.324		DIFFERENCE : 0.000		
LAP	SECTOR 1	SECTOR 2	LAP TIME	MPH	DIFF	TIME OF DAY
1 -	1:51.311	52.009	2:43.320	65.44	17.996	10:51:33.245
2 -	1:41.775	52.909	2:34.684	69.09	9.360	10:54:07.929
3 -	1:39.300	49.274	2:28.574 (3)	71.93	3.250	10:56:36.503
4 -	1:38.393	50.026	2:28.419 (2)	72.01	3.095	10:59:04.922
5 -	1:36.254	49.070	2:25.324 (1)	73.54		11:01:30.246

P13	141 C	Ramone DURRANI	Kawasaki -			
IDEAL LAP TIME : 2:25.636		BEST LAP TIME : 2:25.636		DIFFERENCE : 0.000		
LAP	SECTOR 1	SECTOR 2	LAP TIME	MPH	DIFF	TIME OF DAY
1 -	1:42.046	49.580	2:31.626	70.48	5.990	10:52:15.599
2 -	1:39.939	48.930	2:28.869 (2)	71.79	3.233	10:54:44.468
3 -	1:40.888	48.956	2:29.844 (3)	71.32	4.208	10:57:14.312
4 -	1:37.898	47.738	2:25.636 (1)	73.38		10:59:39.948

P14	59 C	Will DALTON	Kawasaki -			
IDEAL LAP TIME : 2:26.374		BEST LAP TIME : 2:26.374		DIFFERENCE : 0.000		
LAP	SECTOR 1	SECTOR 2	LAP TIME	MPH	DIFF	TIME OF DAY
1 -	OUTLAP	51.351	2:42.251	65.87	15.877	10:55:54.015
2 -	1:37.064	49.649	2:26.713 (2)	72.85	0.339	10:58:20.728
3 -	1:36.842	49.532	2:26.374 (1)	73.01		11:00:47.102

P15	92 C	Mark SYKES	Kawasaki -			
IDEAL LAP TIME : 2:27.675		BEST LAP TIME : 2:27.675		DIFFERENCE : 0.000		
LAP	SECTOR 1	SECTOR 2	LAP TIME	MPH	DIFF	TIME OF DAY
1 -	1:46.123	52.206	2:38.329	67.50	10.654	10:53:22.170

Weather / Track : Cloudy / Wet

Snetterton 300
Circuit Length = 2.9689 miles
Start: 10:47 Flag 10:59 End: 11:02

BMCRC - MRO Championships 2015 - Rnd 2 @ Snetterton 300

MRO Powerbikes inc Clubman 1000

QUALIFYING - SECTOR ANALYSIS

SECTOR 1 = FL to I1, SECTOR 2 = I1 to I2, SECTOR 3 = I2 to FL, DIFF = Difference To Personal Best Lap

2 -	1:40.971	51.783	2:32.754 (3)	69.96	5.079	10:55:54.924
3 -	1:37.884	49.791	2:27.675 (1)	72.37		10:58:22.599
4 -	1:39.101	51.187	2:30.288 (2)	71.11	2.613	11:00:52.887

P16	23	Mark FINCHAM	BMW -			
IDEAL LAP TIME : 2:27.967		BEST LAP TIME : 2:27.967		DIFFERENCE : 0.000		
LAP	SECTOR 1	SECTOR 2	LAP TIME	MPH	DIFF	TIME OF DAY
1 -	1:46.766	53.522	2:40.288	66.68	12.321	10:51:48.689
2 -	1:43.003	52.960	2:35.963 (3)	68.52	7.996	10:54:24.652
3 -	1:39.436	50.917	2:30.353 (2)	71.08	2.386	10:56:55.005
4 -	1:38.395	49.572	2:27.967 (1)	72.23		10:59:22.972

P17	54	Steve HENEGHAN	Yamaha - ReactiveParts.com			
IDEAL LAP TIME : 2:26.610		BEST LAP TIME : 2:28.439		DIFFERENCE : 1.829		
LAP	SECTOR 1	SECTOR 2	LAP TIME	MPH	DIFF	TIME OF DAY
1 -	OUTLAP	52.484	2:55.096	61.04	26.657	10:54:06.373
2 -	1:42.436	49.257	2:31.693 (3)	70.45	3.254	10:56:38.066
3 -	1:37.716	50.723	2:28.439 (1)	72.00		10:59:06.505
4 -	1:41.945	48.894	2:30.839 (2)	70.85	2.400	11:01:37.344

P18	74 C	Andrew BURKE	Honda -			
IDEAL LAP TIME : 2:28.352		BEST LAP TIME : 2:28.452		DIFFERENCE : 0.100		
LAP	SECTOR 1	SECTOR 2	LAP TIME	MPH	DIFF	TIME OF DAY
1 -	1:45.691	50.348	2:36.039 (3)	68.49	7.587	10:52:13.337
2 -	1:38.961	49.491	2:28.452 (1)	71.99		10:54:41.789
3 -	1:40.489	49.391	2:29.880 (2)	71.31	1.428	10:57:11.669

P19	163	James WHITE	Kawasaki - Team Afterdark/Skilcom			
IDEAL LAP TIME : 2:29.583		BEST LAP TIME : 2:29.583		DIFFERENCE : 0.000		
LAP	SECTOR 1	SECTOR 2	LAP TIME	MPH	DIFF	TIME OF DAY
1 -	1:53.789	55.031	2:48.820	63.31	19.237	10:53:16.760
2 -	1:43.543	51.761	2:35.304 (3)	68.82	5.721	10:55:52.064
3 -	1:38.955	50.628	2:29.583 (1)	71.45		10:58:21.647
4 -	1:39.317	51.055	2:30.372 (2)	71.07	0.789	11:00:52.019

P20	48 C	Christos BOUZOUKIS	BMW -			
IDEAL LAP TIME : 2:28.301		BEST LAP TIME : 2:29.771		DIFFERENCE : 1.470		
LAP	SECTOR 1	SECTOR 2	LAP TIME	MPH	DIFF	TIME OF DAY
1 -	1:49.668	53.739	2:43.407	65.40	13.636	10:51:31.203
2 -	1:43.307	52.956	2:36.263	68.39	6.492	10:54:07.466
3 -	1:42.781	50.760	2:33.541 (3)	69.61	3.770	10:56:41.007
4 -	1:40.528	49.243	2:29.771 (1)	71.36		10:59:10.778
5 -	1:39.058	52.641	2:31.699 (2)	70.45	1.928	11:01:42.477

P21	76	Jason BYARD	Suzuki - May Construction			
IDEAL LAP TIME : 2:31.531		BEST LAP TIME : 2:31.873		DIFFERENCE : 0.342		
LAP	SECTOR 1	SECTOR 2	LAP TIME	MPH	DIFF	TIME OF DAY
1 -	OUTLAP	52.360	2:48.816	63.31	16.943	10:54:16.709
2 -	1:41.618	50.255	2:31.873 (1)	70.37		10:56:48.582
3 -	1:41.276	50.756	2:32.032 (2)	70.30	0.159	10:59:20.614

P22	85 C	John DAVIS	Yamaha -			
IDEAL LAP TIME : 2:33.830		BEST LAP TIME : 2:34.420		DIFFERENCE : 0.590		
LAP	SECTOR 1	SECTOR 2	LAP TIME	MPH	DIFF	TIME OF DAY
1 -	1:49.355	56.084	2:45.439	64.60	11.019	10:52:11.341
2 -	1:43.806	53.980	2:37.786 (3)	67.73	3.366	10:54:49.127
3 -	1:42.602	51.818	2:34.420 (1)	69.21		10:57:23.547

Weather / Track : Cloudy / Wet

Snetterton 300
Circuit Length = 2.9689 miles
Start: 10:47 Flag 10:59 End: 11:02

BMCRC - MRO Championships 2015 - Rnd 2 @ Snetterton 300

MRO Powerbikes inc Clubman 1000

QUALIFYING - SECTOR ANALYSIS

SECTOR 1 = FL to I1, SECTOR 2 = I1 to I2, SECTOR 3 = I2 to FL, DIFF = Difference To Personal Best Lap

4 - **1:42.012** 52.984 2:34.996 (2) 68.95 0.576 10:59:58.543

P23 63 C Keith HATTON		BMW - L.K.J. Contracts				
IDEAL LAP TIME : 2:35.003		BEST LAP TIME : 2:35.003		DIFFERENCE : 0.000		
LAP	SECTOR 1	SECTOR 2	LAP TIME	MPH	DIFF	TIME OF DAY
1 -	1:48.465	54.812	2:43.277 (3)	65.45	8.274	10:52:12.240
2 -	1:44.021	53.632	2:37.653 (2)	67.79	2.650	10:54:49.893
3 -	1:42.640	52.363	2:35.003 (1)	68.95		10:57:24.896

P24 43 C Julian ENTICKNAP		Suzuki - AssessTech Ltd				
IDEAL LAP TIME : 2:33.711		BEST LAP TIME : 2:35.460		DIFFERENCE : 1.749		
LAP	SECTOR 1	SECTOR 2	LAP TIME	MPH	DIFF	TIME OF DAY
1 -	1:49.390	54.596	2:43.986	65.17	8.526	10:52:43.175
2 -	1:45.081	53.128	2:38.209 (3)	67.55	2.749	10:55:21.384
3 -	1:43.577	51.883	2:35.460 (1)	68.75		10:57:56.844
4 -	1:41.828	54.243	2:36.071 (2)	68.48	0.611	11:00:32.915

P25 46 C Simon GATES		Yamaha - No Talentino Rossi				
IDEAL LAP TIME : 2:35.469		BEST LAP TIME : 2:35.516		DIFFERENCE : 0.047		
LAP	SECTOR 1	SECTOR 2	LAP TIME	MPH	DIFF	TIME OF DAY
1 -	OUTLAP	54.658	2:50.260	62.77	14.744	10:54:09.441
2 -	1:43.353	52.276	2:35.629 (2)	68.67	0.113	10:56:45.070
3 -	1:43.193	52.323	2:35.516 (1)	68.72		10:59:20.586

P26 24 C Alan SMITH		Kawasaki - Mervyn Lambert Plant / Orwells Mcs				
IDEAL LAP TIME : 2:34.650		BEST LAP TIME : 2:35.549		DIFFERENCE : 0.899		
LAP	SECTOR 1	SECTOR 2	LAP TIME	MPH	DIFF	TIME OF DAY
1 -	2:04.120	57.740	3:01.860	58.77	26.311	10:50:57.611
2 -	1:52.010	56.278	2:48.288	63.51	12.739	10:53:45.899
3 -	1:50.077	54.105	2:44.182 (3)	65.09	8.633	10:56:30.081
4 -	1:43.756	51.793	2:35.549 (1)	68.71		10:59:05.630
5 -	1:42.857	53.753	2:36.610 (2)	68.24	1.061	11:01:42.240

P27 37 C Aldo MORELLO		BMW -				
IDEAL LAP TIME : 2:34.863		BEST LAP TIME : 2:35.741		DIFFERENCE : 0.878		
LAP	SECTOR 1	SECTOR 2	LAP TIME	MPH	DIFF	TIME OF DAY
1 -	2:02.327	59.066	3:01.393	58.92	25.652	10:50:56.446
2 -	1:52.812	55.583	2:48.395	63.47	12.654	10:53:44.841
3 -	1:51.174	54.455	2:45.629 (3)	64.53	9.888	10:56:30.470
4 -	1:44.521	51.220	2:35.741 (1)	68.62		10:59:06.211
5 -	1:43.643	53.036	2:36.679 (2)	68.21	0.938	11:01:42.890

P28 42 Alan WOOD		Suzuki - www.alanwoodracing.co.uk				
IDEAL LAP TIME : 2:37.894		BEST LAP TIME : 2:39.139		DIFFERENCE : 1.245		
LAP	SECTOR 1	SECTOR 2	LAP TIME	MPH	DIFF	TIME OF DAY
1 -	OUTLAP	53.976	2:45.947	64.40	6.808	10:54:37.849
2 -	1:47.852	53.199	2:41.051 (2)	66.36	1.912	10:57:18.900
3 -	1:44.695	54.444	2:39.139 (1)	67.16		10:59:58.039

P29 57 C David MILLS		Kawasaki - Area Fifty One Racing				
IDEAL LAP TIME : 2:41.305		BEST LAP TIME : 2:41.305		DIFFERENCE : 0.000		
LAP	SECTOR 1	SECTOR 2	LAP TIME	MPH	DIFF	TIME OF DAY
1 -	OUTLAP	59.416	3:09.250	56.47	27.945	10:54:34.910
2 -	1:52.100	54.693	2:46.793 (2)	64.07	5.488	10:57:21.703
3 -	1:48.787	52.518	2:41.305 (1)	66.26		11:00:03.008

Weather / Track : Cloudy / Wet

Snetterton 300

Circuit Length = 2.9689 miles

Start: 10:47 Flag 10:59 End: 11:02

BMCRC - MRO Championships 2015 - Rnd 2 @ Snetterton 300

MRO Powerbikes inc Clubman 1000

QUALIFYING - SECTOR ANALYSIS

SECTOR 1 = FL to I1, SECTOR 2 = I1 to I2, SECTOR 3 = I2 to FL, DIFF = Difference To Personal Best Lap

P30 83	Graham ENGLISH		BMW -			
IDEAL LAP TIME : 2:53.409	BEST LAP TIME : 2:53.409		DIFFERENCE : 0.000			

LAP	SECTOR 1	SECTOR 2	LAP TIME	MPH	DIFF	TIME OF DAY
1 -	OUTLAP	1:01.076	3:11.770	55.73	18.361	10:54:27.248
2 -	1:55.979	57.430	2:53.409 (1)	61.63		10:57:20.657
3 -	1:56.387	1:03.342	2:59.729 (2)	59.46	6.320	11:00:20.386

P31 64 C	Mitchell BROOKES		Honda -			
IDEAL LAP TIME : 2:54.575	BEST LAP TIME : 2:54.575		DIFFERENCE : 0.000			

LAP	SECTOR 1	SECTOR 2	LAP TIME	MPH	DIFF	TIME OF DAY
1 -	OUTLAP	59.128	3:07.842	56.89	13.267	10:56:38.240
2 -	1:56.137	58.438	2:54.575 (1)	61.22		10:59:32.815

P32 55 C	Michael COPLEY		Suzuki - spindle grind			
IDEAL LAP TIME :	BEST LAP TIME :		DIFFERENCE :			

LAP	SECTOR 1	SECTOR 2	LAP TIME	MPH	DIFF	TIME OF DAY
1 -	OUTLAP	1:05.535	3:13.577	55.21		10:54:56.299

BMCRC - MRO Championships 2015 - Rnd 2 @ Snetterton 300

MRO Powerbikes inc Clubman 1000

QUALIFYING - BEST SECTORS

SECTOR 1			SECTOR 2			IDEAL / BEST COMPARISON						
POS	NO	NAME	TIME	NO	NAME	TIME	POS	NO	NAME	IDEAL	BEST	DIFF
									PERFECT LAP	2:19.009		
1	3	PARKER	1:32.713	21	BAKER	46.296	1	58	LOVEDAY	2:20.249	2:20.249	0.000
2	58	LOVEDAY	1:32.774	47	DANCE	47.304	2	47	DANCE	2:20.352	2:20.352	0.000
3	47	DANCE	1:33.048	58	LOVEDAY	47.475	3	3	PARKER	2:20.561	2:20.561	0.000
4	110	MURPHY	1:33.877	20	COOPER	47.522	4	21	BAKER	2:20.850	2:20.850	0.000
5	31	CROUCHER	1:33.896	141	DURRANI	47.738	5	20	COOPER	2:21.667	2:22.778	1.111
6	20	COOPER	1:34.145	3	PARKER	47.848	6	110	MURPHY	2:22.013	2:22.013	0.000
7	171	BUTLER	1:34.345	8	COUGHLAN	47.864	7	171	BUTLER	2:22.602	2:22.602	0.000
8	21	BAKER	1:34.554	110	MURPHY	48.136	8	31	CROUCHER	2:22.623	2:22.623	0.000
9	8	COUGHLAN	1:34.803	38	HEWSON	48.215	9	8	COUGHLAN	2:22.667	2:22.667	0.000
10	88	FOSTER	1:35.425	171	BUTLER	48.257	10	38	HEWSON	2:24.165	2:24.165	0.000
11	38	HEWSON	1:35.950	31	CROUCHER	48.727	11	88	FOSTER	2:24.300	2:24.701	0.401
12	17	ZUCHOWSKI	1:36.254	88	FOSTER	48.875	12	17	ZUCHOWSKI	2:25.324	2:25.324	0.000
13	59	DALTON	1:36.842	54	HENEZHAN	48.894	13	141	DURRANI	2:25.636	2:25.636	0.000
14	54	HENEZHAN	1:37.716	17	ZUCHOWSKI	49.070	14	59	DALTON	2:26.374	2:26.374	0.000
15	92	SYKES	1:37.884	48	BOUZOUKIS	49.243	15	54	HENEZHAN	2:26.610	2:28.439	1.829
16	141	DURRANI	1:37.898	74	BURKE	49.391	16	92	SYKES	2:27.675	2:27.675	0.000
17	23	FINCHAM	1:38.395	59	DALTON	49.532	17	23	FINCHAM	2:27.967	2:27.967	0.000
18	163	WHITE	1:38.955	23	FINCHAM	49.572	18	48	BOUZOUKIS	2:28.301	2:29.771	1.470
19	74	BURKE	1:38.961	92	SYKES	49.791	19	74	BURKE	2:28.352	2:28.452	0.100
20	48	BOUZOUKIS	1:39.058	76	BYARD	50.255	20	163	WHITE	2:29.583	2:29.583	0.000
21	76	BYARD	1:41.276	163	WHITE	50.628	21	76	BYARD	2:31.531	2:31.873	0.342
22	43	ENTICKNAP	1:41.828	37	MORELLO	51.220	22	43	ENTICKNAP	2:33.711	2:35.460	1.749
23	85	DAVIS	1:42.012	24	SMITH	51.793	23	85	DAVIS	2:33.830	2:34.420	0.590
24	63	HATTON	1:42.640	85	DAVIS	51.818	24	24	SMITH	2:34.650	2:35.549	0.899
25	24	SMITH	1:42.857	43	ENTICKNAP	51.883	25	37	MORELLO	2:34.863	2:35.741	0.878
26	46	GATES	1:43.193	46	GATES	52.276	26	63	HATTON	2:35.003	2:35.003	0.000
27	37	MORELLO	1:43.643	63	HATTON	52.363	27	46	GATES	2:35.469	2:35.516	0.047
28	42	WOOD	1:44.695	57	MILLS	52.518	28	42	WOOD	2:37.894	2:39.139	1.245
29	57	MILLS	1:48.787	42	WOOD	53.199	29	57	MILLS	2:41.305	2:41.305	0.000
30	83	ENGLISH	1:55.979	83	ENGLISH	57.430	30	83	ENGLISH	2:53.409	2:53.409	0.000
31	64	BROOKES	1:56.137	64	BROOKES	58.438	31	64	BROOKES	2:54.575	2:54.575	0.000
32				55	COPLEY	1:05.535	32	55	COPLEY			

BMCRC - MRO Championships 2015 - Rnd 2 @ Snetterton 300

MRO Powerbikes inc Clubman 1000

RACE 8 - GRID (5 Laps)



ROW 11			32	55	Michael COPLEY	31	64	Mitchell BROOKES	2:54.575				
ROW 10	30	83	Graham ENGLISH	2:53.409	29	57	David MILLS	2:41.305	28	42	Alan WOOD	2:39.139	
ROW 9		27	37	Aldo MORELLO	2:35.741	26	24	Alan SMITH	2:35.549	25	46	Simon GATES	2:35.516
ROW 8	24	43	Julian ENTICKNAP	2:35.460	23	63	Keith HATTON	2:35.003	22	85	John DAVIS	2:34.420	
ROW 7		21	76	Jason BYARD	2:31.873	20	48	Christos BOUZOUKIS	2:29.771	19	163	James WHITE	2:29.583
ROW 6	18	74	Andrew BURKE	2:28.452	17	54	Steve HENEGHAN	2:28.439	16	23	Mark FINCHAM	2:27.967	
ROW 5		15	92	Mark SYKES	2:27.675	14	59	Will DALTON	2:26.374	13	141	Ramone DURRANI	2:25.636
ROW 4	12	17	Luke ZUCHOWSKI	2:25.324	11	88	Adam FOSTER	2:24.701	10	38	David HEWSON	2:24.165	
ROW 3		9	20	Daniel COOPER	2:22.778	8	8	John COUGHLAN	2:22.667	7	31	Jack CROUCHER	2:22.623
ROW 2	6	171	John BUTLER	2:22.602	5	110	Stephen MURPHY	2:22.013	4	21	Peter BAKER	2:20.850	
ROW 1		3	3	Colin PARKER	2:20.561	2	47	Daryl DANCE	2:20.352	1	58	Jamie LOVEDAY	2:20.249
												Pole	

Snetterton 300
Circuit Length = 2.9689 miles

These results are provisional until the conclusion of any judicial and technical matters.

Clerk Of Course :		Timekeeper :
-------------------	--	--------------

Results can be found at www.tsl-timing.com

Printed - 11:05 Saturday, 25 April 2015



BMCRC - MRO Championships 2015 - Rnd 2 @ Snetterton 300

MRO Powerbikes inc Clubman 1000

RACE 8 - CLASSIFICATION



POS	NO	CL	PIC NAME	ENTRY	LAPS	TIME	GAP	DIFF	MPH	BEST	ON
1	21		1 Peter BAKER	Kawasaki -	5	9:52.217			90.23	1:56.527	4
2	20		2 Daniel COOPER	Honda -	5	10:02.194	9.977	9.977	88.74	1:58.898	2
3	3		3 Colin PARKER	Kawasaki - Global Robots	5	10:02.404	10.187	0.210	88.71	1:58.715	2
4	54		4 Steve HENEGHAN	Yamaha - ReactiveParts.com	5	10:02.624	10.407	0.220	88.67	1:57.117	4
5	171		5 John BUTLER	Kawasaki - Butler-Hills Ltd	5	10:02.976	10.759	0.352	88.62	1:58.858	3
6	110		6 Stephen MURPHY	Kawasaki -	5	10:14.334	22.117	11.358	86.98	2:01.178	2
7	76		7 Jason BYARD	Suzuki - May Construction	5	10:14.508	22.291	0.174	86.96	1:59.559	5
8	141	C	1 Ramone DURRANI	Kawasaki -	5	10:15.594	23.377	1.086	86.81	2:00.874	4
9	31	C	2 Jack CROUCHER	Kawasaki - co-Tron	5	10:15.831	23.614	0.237	86.77	2:00.244	4
10	58		8 Jamie LOVEDAY	Kawasaki - Insignia signs	5	10:16.740	24.523	0.909	86.64	2:00.676	5
11	8	C	3 John COUGHLAN	Aprilia - BIKERSWORLD	5	10:25.079	32.862	8.339	85.49	2:02.248	4
12	92*	C	4 Mark SYKES	Kawasaki -	5	10:25.959	33.742	0.880	85.37	1:59.513	2
13	38		9 David HEWSON	Aprilia - Obsession Engineering Limited	5	10:27.974	35.757	2.015	85.09	2:02.958	4
14	37	C	5 Aldo MORELLO	BMW -	5	10:28.012	35.795	0.038	85.09	2:02.754	4
15	59	C	6 Will DALTON	Kawasaki -	5	10:34.938	42.721	6.926	84.16	2:02.906	5
16	48	C	7 Christos BOUZOUKIS	BMW -	5	10:38.911	46.694	3.973	83.64	2:03.334	4
17	88	C	8 Adam FOSTER	BMW -	5	10:40.213	47.996	1.302	83.47	2:05.517	5
18	47		10 Daryl DANCE	BMW - 2 brothers scaffolding/Dad	5	10:40.424	48.207	0.211	83.44	2:03.892	5
19	24	C	9 Alan SMITH	Kawasaki - Mervyn Lambert Plant / Orwells Mcs	5	10:40.580	48.363	0.156	83.42	2:03.922	4
20	17	C	10 Luke ZUCHOWSKI	Suzuki -	5	10:40.949	48.732	0.369	83.37	2:05.265	5
21	23		11 Mark FINCHAM	BMW -	5	10:43.243	51.026	2.294	83.07	2:04.271	5
22	74	C	11 Andrew BURKE	Honda -	5	10:45.390	53.173	2.147	82.80	2:06.439	5
23	57	C	12 David MILLS	Kawasaki - Area Fifty One Racing	5	10:47.857	55.640	2.467	82.48	2:04.804	4
24	83		12 Graham ENGLISH	BMW -	5	10:48.342	56.125	0.485	82.42	2:06.716	4
25	163		13 James WHITE	Kawasaki - Team Afterdark/Skilcom	5	10:48.583	56.366	0.241	82.39	2:04.205	5
26	46	C	13 Simon GATES	Yamaha - No Talentino Rossi	5	10:50.823	58.606	2.240	82.11	2:05.840	5
27	43	C	14 Julian ENTICKNAP	Suzuki - AssessTech Ltd	5	10:57.473	1:05.256	6.650	81.28	2:07.498	3
28	63	C	15 Keith HATTON	BMW - L.K.J. Contracts	5	10:57.808	1:05.591	0.335	81.24	2:08.055	4
29	42		14 Alan WOOD	Suzuki - www.alanwoodracing.co.uk	5	11:07.093	1:14.876	9.285	80.10	2:07.742	5
30	85	C	16 John DAVIS	Yamaha -	5	11:16.890	1:24.673	9.797	78.94	2:12.980	2
31	55	C	17 Michael COPLEY	Suzuki - spindle grind	5	12:13.759	2:21.542	56.869	72.83	2:22.587	2

FASTEST LAP

21		Peter BAKER	Kawasaki -	4	1:56.527	91.72 mph	147.61 kph
92	C	Mark SYKES	Kawasaki -	2	1:59.513	89.43 mph	143.92 kph

* No 92 - 10 second jump start penalty
 Class - 90% of Race Speed = 81.20 mph
 Class C - 90% of Race Speed = 78.12 mph

Snetterton 300
 Circuit Length = 2.9689 miles
 Start: 14:23 Flag 14:33 End: 14:35

Weather / Track : Cloudy / Dry

These results are provisional until the conclusion of any judicial and technical matters.

Clerk Of Course :	Timekeeper :
-------------------	--------------

Results can be found at www.tsl-timing.com

Printed - 14:36 Saturday, 25 April 2015



BMCRC - MRO Championships 2015 - Rnd 2 @ Snetterton 300

MRO Powerbikes inc Clubman 1000

RACE 8 - LAP CHART

LAP 1 @ 14:25:41.198			LAP 2 @ 14:27:37.931			LAP 3 @ 14:29:34.931			LAP 4 @ 14:31:31.458			LAP 5 @ 14:33:28.904		
NO	BEHIND	LAP TIME	NO	BEHIND	LAP TIME	NO	BEHIND	LAP TIME	NO	BEHIND	LAP TIME	NO	BEHIND	LAP TIME
21		2:04.511	21		1:56.733	21		1:57.000	21		1:56.527	21		1:57.446
20	0.639	2:05.150	20	2.804	1:58.898	20	4.903	1:59.099	20	7.711	1:59.335	20	9.977	1:59.712
3	1.135	2:05.646	3	3.117	1:58.715	3	5.447	1:59.330	3	7.859	1:58.939	3	10.187	1:59.774
171	1.254	2:05.765	171	3.662	1:59.141	171	5.520	1:58.858	171	7.954	1:58.961	54	10.407	1:57.405
110	3.658	2:08.169	110	8.103	2:01.178	54	9.858	1:57.995	54	10.448	1:57.117	171	10.759	2:00.251
47	4.140	2:08.651	54	8.863	1:59.787	110	12.316	2:01.213	110	17.096	2:01.307	110	22.117	2:02.467
141	5.149	2:09.660	141	9.499	2:01.083	141	15.559	2:03.060	141	19.906	2:00.874	76	22.291	1:59.559
76	5.402	2:09.913	76	9.994	2:01.325	92	15.627	2:02.102	76	20.178	2:01.058	141	23.377	2:00.917
58	5.426	2:09.937	58	10.146	2:01.453	76	15.647	2:02.653	92	20.284	2:01.184	31	23.614	2:00.344
54	5.809	2:10.320	92	10.525	1:59.513	58	16.289	2:03.143	31	20.716	2:00.244	92	23.742	2:00.904
38	7.700	2:12.211	31	13.341	2:02.297	31	16.999	2:00.658	58	21.293	2:01.531	58	24.523	2:00.676
92	7.745	2:12.256	38	16.274	2:05.307	8	22.095	2:02.772	8	27.816	2:02.248	8	32.862	2:02.492
31	7.777	2:12.288	8	16.323	2:04.668	38	23.589	2:04.315	38	30.020	2:02.958	38	35.757	2:03.183
8	8.388	2:12.899	37	16.722	2:04.137	37	23.812	2:04.090	37	30.039	2:02.754	37	35.795	2:03.202
37	9.318	2:13.829	88	20.852	2:06.800	59	30.118	2:05.774	59	37.261	2:03.670	59	42.721	2:02.906
88	10.785	2:15.296	59	21.344	2:05.210	88	30.637	2:06.785	88	39.925	2:05.815	48	46.694	2:03.418
17	11.485	2:15.996	17	22.222	2:07.470	17	31.561	2:06.339	48	40.722	2:03.334	88	47.996	2:05.517
74	12.513	2:17.024	74	23.775	2:07.995	47	33.815	2:06.601	17	40.913	2:05.879	47	48.207	2:03.892
59	12.867	2:17.378	47	24.214	2:16.807	48	33.915	2:06.345	24	41.726	2:03.922	24	48.363	2:04.083
63	13.822	2:18.333	48	24.570	2:07.438	74	33.936	2:07.161	47	41.761	2:04.473	17	48.732	2:05.265
48	13.865	2:18.376	24	25.096	2:06.056	24	34.331	2:06.235	74	44.180	2:06.771	23	51.026	2:04.271
83	14.264	2:18.775	63	26.054	2:08.965	83	36.283	2:06.935	23	44.201	2:04.322	74	53.173	2:06.439
46	14.906	2:19.417	83	26.348	2:08.817	23	36.406	2:06.540	83	46.472	2:06.716	57	55.640	2:06.215
24	15.773	2:20.284	46	26.436	2:08.263	63	37.961	2:08.907	57	46.871	2:04.804	83	56.125	2:07.099
23	16.615	2:21.126	23	26.866	2:06.984	46	38.379	2:08.943	63	49.489	2:08.055	163	56.366	2:04.205
163	16.849	2:21.360	57	28.170	2:07.410	57	38.594	2:07.424	163	49.607	2:06.482	46	58.606	2:05.840
43	17.282	2:21.793	163	29.829	2:09.713	163	39.652	2:06.823	46	50.212	2:08.360	43	1:05.256	2:08.269
57	17.493	2:22.004	43	32.753	2:12.204	43	43.251	2:07.498	43	54.433	2:07.709	63	1:05.591	2:13.548
85	18.552	2:23.063	85	34.799	2:12.980	85	51.870	2:14.071	42	1:04.580	2:09.092	42	1:14.876	2:07.742
42	27.078	2:31.589	42	40.067	2:09.722	42	52.015	2:08.948	85	1:08.911	2:13.568	85	1:24.673	2:13.208
55	27.557	2:32.068	55	53.411	2:22.587	55	1:19.375	2:22.964	55	1:53.177	2:30.329	55	2:21.542	2:25.811

Weather / Track : Cloudy / Dry

Snetterton 300

Circuit Length = 2.9689 miles

Start: 14:23 Flag 14:33 End: 14:35

Results can be found at www.tsl-timing.com

Printed - 14:37 Saturday, 25 April 2015

BMCRC - MRO Championships 2015 - Rnd 2 @ Snetterton 300

MRO Powerbikes inc Clubman 1000

RACE 8 - SECTOR ANALYSIS

SECTOR 1 = FL to I1, SECTOR 2 = I1 to I2, SECTOR 3 = I2 to FL, DIFF = Difference To Personal Best Lap

P1 21 Peter BAKER		Kawasaki -				
IDEAL LAP TIME : 1:56.494		BEST LAP TIME : 1:56.527		DIFFERENCE : 0.033		
LAP	SECTOR 1	SECTOR 2	LAP TIME	MPH	DIFF	TIME OF DAY
1 -		39.724	2:04.511	85.83	7.984	14:25:41.198
2 -	1:17.547	39.186	1:56.733 (2)	91.56	0.206	14:27:37.931
3 -	1:17.946	39.054	1:57.000 (3)	91.35	0.473	14:29:34.931
4 -	1:17.440	39.087	1:56.527 (1)	91.72		14:31:31.458
5 -	1:17.947	39.499	1:57.446	91.00	0.919	14:33:28.904

P2 20 Daniel COOPER		Honda -				
IDEAL LAP TIME : 1:58.786		BEST LAP TIME : 1:58.898		DIFFERENCE : 0.112		
LAP	SECTOR 1	SECTOR 2	LAP TIME	MPH	DIFF	TIME OF DAY
1 -		40.448	2:05.150	85.40	6.252	14:25:41.837
2 -	1:18.784	40.114	1:58.898 (1)	89.89		14:27:40.735
3 -	1:19.097	40.002	1:59.099 (2)	89.74	0.201	14:29:39.834
4 -	1:19.082	40.253	1:59.335 (3)	89.56	0.437	14:31:39.169
5 -	1:19.260	40.452	1:59.712	89.28	0.814	14:33:38.881

P3 3 Colin PARKER		Kawasaki - Global Robots				
IDEAL LAP TIME : 1:58.715		BEST LAP TIME : 1:58.715		DIFFERENCE : 0.000		
LAP	SECTOR 1	SECTOR 2	LAP TIME	MPH	DIFF	TIME OF DAY
1 -		40.339	2:05.646	85.06	6.931	14:25:42.333
2 -	1:18.633	40.082	1:58.715 (1)	90.03		14:27:41.048
3 -	1:19.215	40.115	1:59.330 (3)	89.56	0.615	14:29:40.378
4 -	1:18.721	40.218	1:58.939 (2)	89.86	0.224	14:31:39.317
5 -	1:19.284	40.490	1:59.774	89.23	1.059	14:33:39.091

P4 54 Steve HENEGHAN		Yamaha - ReactiveParts.com				
IDEAL LAP TIME : 1:57.094		BEST LAP TIME : 1:57.117		DIFFERENCE : 0.023		
LAP	SECTOR 1	SECTOR 2	LAP TIME	MPH	DIFF	TIME OF DAY
1 -		40.328	2:10.320	82.01	13.203	14:25:47.007
2 -	1:20.165	39.622	1:59.787	89.22	2.670	14:27:46.794
3 -	1:19.107	38.888	1:57.995 (3)	90.58	0.878	14:29:44.789
4 -	1:18.233	38.884	1:57.117 (1)	91.25		14:31:41.906
5 -	1:18.210	39.195	1:57.405 (2)	91.03	0.288	14:33:39.311

P5 171 John BUTLER		Kawasaki - Butler-Hills Ltd				
IDEAL LAP TIME : 1:58.592		BEST LAP TIME : 1:58.858		DIFFERENCE : 0.266		
LAP	SECTOR 1	SECTOR 2	LAP TIME	MPH	DIFF	TIME OF DAY
1 -		40.325	2:05.765	84.98	6.907	14:25:42.452
2 -	1:18.860	40.281	1:59.141 (3)	89.70	0.283	14:27:41.593
3 -	1:18.932	39.926	1:58.858 (1)	89.92		14:29:40.451
4 -	1:19.229	39.732	1:58.961 (2)	89.84	0.103	14:31:39.412
5 -	1:19.787	40.464	2:00.251	88.88	1.393	14:33:39.663

P6 110 Stephen MURPHY		Kawasaki -				
IDEAL LAP TIME : 2:00.555		BEST LAP TIME : 2:01.178		DIFFERENCE : 0.623		
LAP	SECTOR 1	SECTOR 2	LAP TIME	MPH	DIFF	TIME OF DAY
1 -		40.702	2:08.169	83.38	6.991	14:25:44.856
2 -	1:20.336	40.842	2:01.178 (1)	88.20		14:27:46.034
3 -	1:20.784	40.429	2:01.213 (2)	88.17	0.035	14:29:47.247
4 -	1:20.126	41.181	2:01.307 (3)	88.10	0.129	14:31:48.554
5 -	1:20.919	41.548	2:02.467	87.27	1.289	14:33:51.021

P7 76 Jason BYARD		Suzuki - May Construction				
IDEAL LAP TIME : 1:59.559		BEST LAP TIME : 1:59.559		DIFFERENCE : 0.000		
LAP	SECTOR 1	SECTOR 2	LAP TIME	MPH	DIFF	TIME OF DAY

Weather / Track : Cloudy / Dry

Snetterton 300
Circuit Length = 2.9689 miles
Start: 14:23 Flag 14:33 End: 14:35

BMCRC - MRO Championships 2015 - Rnd 2 @ Snetterton 300

MRO Powerbikes inc Clubman 1000

RACE 8 - SECTOR ANALYSIS

SECTOR 1 = FL to I1, SECTOR 2 = I1 to I2, SECTOR 3 = I2 to FL, DIFF = Difference To Personal Best Lap

1 -		40.183	2:09.913	82.27	10.354	14:25:46.600
2 -	1:20.814	40.511	2:01.325 (3)	88.09	1.766	14:27:47.925
3 -	1:21.574	41.079	2:02.653	87.14	3.094	14:29:50.578
4 -	1:20.829	40.229	2:01.058 (2)	88.28	1.499	14:31:51.636
5 -	1:19.824	39.735	1:59.559 (1)	89.39		14:33:51.195

P8 141 C Ramone DURRANI		Kawasaki -				
IDEAL LAP TIME : 2:00.636		BEST LAP TIME : 2:00.874		DIFFERENCE : 0.238		
LAP	SECTOR 1	SECTOR 2	LAP TIME	MPH	DIFF	TIME OF DAY
1 -		40.217	2:09.660	82.43	8.786	14:25:46.347
2 -	1:20.419	40.664	2:01.083 (3)	88.27	0.209	14:27:47.430
3 -	1:21.939	41.121	2:03.060	86.85	2.186	14:29:50.490
4 -	1:20.496	40.378	2:00.874 (1)	88.42		14:31:51.364
5 -	1:20.680	40.237	2:00.917 (2)	88.39	0.043	14:33:52.281

P9 31 C Jack CROUCHER		Kawasaki - co-Tron				
IDEAL LAP TIME : 1:59.789		BEST LAP TIME : 2:00.244		DIFFERENCE : 0.455		
LAP	SECTOR 1	SECTOR 2	LAP TIME	MPH	DIFF	TIME OF DAY
1 -		41.636	2:12.288	80.79	12.044	14:25:48.975
2 -	1:20.961	41.336	2:02.297	87.39	2.053	14:27:51.272
3 -	1:20.199	40.459	2:00.658 (3)	88.58	0.414	14:29:51.930
4 -	1:19.679	40.565	2:00.244 (1)	88.88		14:31:52.174
5 -	1:20.234	40.110	2:00.344 (2)	88.81	0.100	14:33:52.518

P10 58 Jamie LOVEDAY		Kawasaki - Insignia signs				
IDEAL LAP TIME : 2:00.676		BEST LAP TIME : 2:00.676		DIFFERENCE : 0.000		
LAP	SECTOR 1	SECTOR 2	LAP TIME	MPH	DIFF	TIME OF DAY
1 -		42.008	2:09.937	82.25	9.261	14:25:46.624
2 -	1:20.534	40.919	2:01.453 (2)	88.00	0.777	14:27:48.077
3 -	1:21.835	41.308	2:03.143	86.79	2.467	14:29:51.220
4 -	1:21.043	40.488	2:01.531 (3)	87.94	0.855	14:31:52.751
5 -	1:20.533	40.143	2:00.676 (1)	88.56		14:33:53.427

P11 8 C John COUGHLAN		Aprilia - BIKERSWORLD				
IDEAL LAP TIME : 2:01.885		BEST LAP TIME : 2:02.248		DIFFERENCE : 0.363		
LAP	SECTOR 1	SECTOR 2	LAP TIME	MPH	DIFF	TIME OF DAY
1 -		42.162	2:12.899	80.42	10.651	14:25:49.586
2 -	1:22.911	41.757	2:04.668	85.73	2.420	14:27:54.254
3 -	1:21.929	40.843	2:02.772 (3)	87.05	0.524	14:29:57.026
4 -	1:21.042	41.206	2:02.248 (1)	87.42		14:31:59.274
5 -	1:21.321	41.171	2:02.492 (2)	87.25	0.244	14:34:01.766

P12 92 C Mark SYKES		Kawasaki -				
IDEAL LAP TIME : 1:59.513		BEST LAP TIME : 1:59.513		DIFFERENCE : 0.000		
LAP	SECTOR 1	SECTOR 2	LAP TIME	MPH	DIFF	TIME OF DAY
1 -		42.362	2:12.256	80.81	12.743	14:25:48.943
2 -	1:19.380	40.133	1:59.513 (1)	89.43		14:27:48.456
3 -	1:21.183	40.919	2:02.102	87.53	2.589	14:29:50.558
4 -	1:20.626	40.558	2:01.184 (3)	88.19	1.671	14:31:51.742
5 -	1:20.383	40.521	2:00.904 (2)	88.40	1.391	14:33:52.646

P13 38 David HEWSON		Aprilia - Obsession Engineering Limited				
IDEAL LAP TIME : 2:02.958		BEST LAP TIME : 2:02.958		DIFFERENCE : 0.000		
LAP	SECTOR 1	SECTOR 2	LAP TIME	MPH	DIFF	TIME OF DAY
1 -		42.408	2:12.211	80.84	9.253	14:25:48.898
2 -	1:23.493	41.814	2:05.307	85.29	2.349	14:27:54.205
3 -	1:22.887	41.428	2:04.315 (3)	85.97	1.357	14:29:58.520
4 -	1:21.837	41.121	2:02.958 (1)	86.92		14:32:01.478

Weather / Track : Cloudy / Dry

Snetterton 300

Circuit Length = 2.9689 miles

Start: 14:23 Flag 14:33 End: 14:35

BMCRC - MRO Championships 2015 - Rnd 2 @ Snetterton 300

MRO Powerbikes inc Clubman 1000

RACE 8 - SECTOR ANALYSIS

SECTOR 1 = FL to I1, SECTOR 2 = I1 to I2, SECTOR 3 = I2 to FL, DIFF = Difference To Personal Best Lap

5 - 1:22.016 41.167 2:03.183 (2) 86.76 0.225 14:34:04.661

P14 37 C Aldo MORELLO		BMW -				
IDEAL LAP TIME : 2:02.754		BEST LAP TIME : 2:02.754		DIFFERENCE : 0.000		
LAP	SECTOR 1	SECTOR 2	LAP TIME	MPH	DIFF	TIME OF DAY
1 -		41.926	2:13.829	79.86	11.075	14:25:50.516
2 -	1:22.906	41.231	2:04.137	86.09	1.383	14:27:54.653
3 -	1:22.953	41.137	2:04.090 (3)	86.13	1.336	14:29:58.743
4 -	1:21.834	40.920	2:02.754 (1)	87.06		14:32:01.497
5 -	1:22.182	41.020	2:03.202 (2)	86.75	0.448	14:34:04.699

P15 59 C Will DALTON		Kawasaki -				
IDEAL LAP TIME : 2:02.846		BEST LAP TIME : 2:02.906		DIFFERENCE : 0.060		
LAP	SECTOR 1	SECTOR 2	LAP TIME	MPH	DIFF	TIME OF DAY
1 -		42.402	2:17.378	77.80	14.472	14:25:54.065
2 -	1:23.132	42.078	2:05.210 (3)	85.36	2.304	14:27:59.275
3 -	1:23.188	42.586	2:05.774	84.97	2.868	14:30:05.049
4 -	1:22.466	41.204	2:03.670 (2)	86.42	0.764	14:32:08.719
5 -	1:21.642	41.264	2:02.906 (1)	86.96		14:34:11.625

P16 48 C Christos BOUZOUKIS		BMW -				
IDEAL LAP TIME : 2:03.275		BEST LAP TIME : 2:03.334		DIFFERENCE : 0.059		
LAP	SECTOR 1	SECTOR 2	LAP TIME	MPH	DIFF	TIME OF DAY
1 -		43.032	2:18.376	77.23	15.042	14:25:55.063
2 -	1:25.473	41.965	2:07.438	83.86	4.104	14:28:02.501
3 -	1:24.383	41.962	2:06.345 (3)	84.59	3.011	14:30:08.846
4 -	1:22.414	40.920	2:03.334 (1)	86.65		14:32:12.180
5 -	1:22.355	41.063	2:03.418 (2)	86.60	0.084	14:34:15.598

P17 88 C Adam FOSTER		BMW -				
IDEAL LAP TIME : 2:05.219		BEST LAP TIME : 2:05.517		DIFFERENCE : 0.298		
LAP	SECTOR 1	SECTOR 2	LAP TIME	MPH	DIFF	TIME OF DAY
1 -		42.498	2:15.296	78.99	9.779	14:25:51.983
2 -	1:24.403	42.397	2:06.800	84.29	1.283	14:27:58.783
3 -	1:23.707	43.078	2:06.785 (3)	84.30	1.268	14:30:05.568
4 -	1:23.592	42.223	2:05.815 (2)	84.95	0.298	14:32:11.383
5 -	1:23.890	41.627	2:05.517 (1)	85.15		14:34:16.900

P18 47 Daryl DANCE		BMW - 2 brothers scaffolding/Dad				
IDEAL LAP TIME : 2:03.464		BEST LAP TIME : 2:03.892		DIFFERENCE : 0.428		
LAP	SECTOR 1	SECTOR 2	LAP TIME	MPH	DIFF	TIME OF DAY
1 -		41.002	2:08.651	83.07	4.759	14:25:45.338
2 -	1:34.905	41.902	2:16.807	78.12	12.915	14:28:02.145
3 -	1:24.428	42.173	2:06.601 (3)	84.42	2.709	14:30:08.746
4 -	1:23.114	41.359	2:04.473 (2)	85.86	0.581	14:32:13.219
5 -	1:22.462	41.430	2:03.892 (1)	86.26		14:34:17.111

P19 24 C Alan SMITH		Kawasaki - Mervyn Lambert Plant / Orwells Mcs				
IDEAL LAP TIME : 2:03.834		BEST LAP TIME : 2:03.922		DIFFERENCE : 0.088		
LAP	SECTOR 1	SECTOR 2	LAP TIME	MPH	DIFF	TIME OF DAY
1 -		42.715	2:20.284	76.18	16.362	14:25:56.971
2 -	1:23.565	42.491	2:06.056 (3)	84.78	2.134	14:28:03.027
3 -	1:24.511	41.724	2:06.235	84.66	2.313	14:30:09.262
4 -	1:22.569	41.353	2:03.922 (1)	86.24		14:32:13.184
5 -	1:22.481	41.602	2:04.083 (2)	86.13	0.161	14:34:17.267

Weather / Track : Cloudy / Dry

Snetterton 300

Circuit Length = 2.9689 miles

Start: 14:23 Flag 14:33 End: 14:35

BMCRC - MRO Championships 2015 - Rnd 2 @ Snetterton 300

MRO Powerbikes inc Clubman 1000

RACE 8 - SECTOR ANALYSIS

SECTOR 1 = FL to I1, SECTOR 2 = I1 to I2, SECTOR 3 = I2 to FL, DIFF = Difference To Personal Best Lap

P20 17 C		Luke ZUCHOWSKI		Suzuki -		
IDEAL LAP TIME : 2:05.265		BEST LAP TIME : 2:05.265		DIFFERENCE : 0.000		
LAP	SECTOR 1	SECTOR 2	LAP TIME	MPH	DIFF	TIME OF DAY
1 -		42.547	2:15.996	78.59	10.731	14:25:52.683
2 -	1:24.392	43.078	2:07.470	83.84	2.205	14:28:00.153
3 -	1:24.174	42.165	2:06.339 (3)	84.59	1.074	14:30:06.492
4 -	1:24.068	41.811	2:05.879 (2)	84.90	0.614	14:32:12.371
5 -	1:23.688	41.577	2:05.265 (1)	85.32		14:34:17.636

P21 23		Mark FINCHAM		BMW -		
IDEAL LAP TIME : 2:04.164		BEST LAP TIME : 2:04.271		DIFFERENCE : 0.107		
LAP	SECTOR 1	SECTOR 2	LAP TIME	MPH	DIFF	TIME OF DAY
1 -		43.538	2:21.126	75.73	16.855	14:25:57.813
2 -	1:23.787	43.197	2:06.984	84.16	2.713	14:28:04.797
3 -	1:24.532	42.008	2:06.540 (3)	84.46	2.269	14:30:11.337
4 -	1:22.754	41.568	2:04.322 (2)	85.97	0.051	14:32:15.659
5 -	1:22.596	41.675	2:04.271 (1)	86.00		14:34:19.930

P22 74 C		Andrew BURKE		Honda -		
IDEAL LAP TIME : 2:06.056		BEST LAP TIME : 2:06.439		DIFFERENCE : 0.383		
LAP	SECTOR 1	SECTOR 2	LAP TIME	MPH	DIFF	TIME OF DAY
1 -		42.784	2:17.024	78.00	10.585	14:25:53.711
2 -	1:25.514	42.481	2:07.995	83.50	1.556	14:28:01.706
3 -	1:24.801	42.360	2:07.161 (3)	84.05	0.722	14:30:08.867
4 -	1:24.762	42.009	2:06.771 (2)	84.31	0.332	14:32:15.638
5 -	1:24.047	42.392	2:06.439 (1)	84.53		14:34:22.077

P23 57 C		David MILLS		Kawasaki - Area Fifty One Racing		
IDEAL LAP TIME : 2:04.804		BEST LAP TIME : 2:04.804		DIFFERENCE : 0.000		
LAP	SECTOR 1	SECTOR 2	LAP TIME	MPH	DIFF	TIME OF DAY
1 -		43.736	2:22.004	75.26	17.200	14:25:58.691
2 -	1:25.397	42.013	2:07.410 (3)	83.88	2.606	14:28:06.101
3 -	1:23.992	43.432	2:07.424	83.87	2.620	14:30:13.525
4 -	1:23.175	41.629	2:04.804 (1)	85.63		14:32:18.329
5 -	1:24.384	41.831	2:06.215 (2)	84.68	1.411	14:34:24.544

P24 83		Graham ENGLISH		BMW -		
IDEAL LAP TIME : 2:06.716		BEST LAP TIME : 2:06.716		DIFFERENCE : 0.000		
LAP	SECTOR 1	SECTOR 2	LAP TIME	MPH	DIFF	TIME OF DAY
1 -		43.132	2:18.775	77.01	12.059	14:25:55.462
2 -	1:25.145	43.672	2:08.817	82.97	2.101	14:28:04.279
3 -	1:24.207	42.728	2:06.935 (2)	84.20	0.219	14:30:11.214
4 -	1:24.031	42.685	2:06.716 (1)	84.34		14:32:17.930
5 -	1:24.381	42.718	2:07.099 (3)	84.09	0.383	14:34:25.029

P25 163		James WHITE		Kawasaki - Team Afterdark/Skilcom		
IDEAL LAP TIME : 2:04.205		BEST LAP TIME : 2:04.205		DIFFERENCE : 0.000		
LAP	SECTOR 1	SECTOR 2	LAP TIME	MPH	DIFF	TIME OF DAY
1 -		44.836	2:21.360	75.60	17.155	14:25:58.047
2 -	1:27.068	42.645	2:09.713	82.39	5.508	14:28:07.760
3 -	1:24.202	42.621	2:06.823 (3)	84.27	2.618	14:30:14.583
4 -	1:23.896	42.586	2:06.482 (2)	84.50	2.277	14:32:21.065
5 -	1:22.726	41.479	2:04.205 (1)	86.05		14:34:25.270

P26 46 C		Simon GATES		Yamaha - No Talentino Rossi		
IDEAL LAP TIME : 2:05.840		BEST LAP TIME : 2:05.840		DIFFERENCE : 0.000		
LAP	SECTOR 1	SECTOR 2	LAP TIME	MPH	DIFF	TIME OF DAY

Weather / Track : Cloudy / Dry

Snetterton 300

Circuit Length = 2.9689 miles

Start: 14:23 Flag 14:33 End: 14:35

BMCRC - MRO Championships 2015 - Rnd 2 @ Snetterton 300

MRO Powerbikes inc Clubman 1000

RACE 8 - SECTOR ANALYSIS

SECTOR 1 = FL to I1, SECTOR 2 = I1 to I2, SECTOR 3 = I2 to FL, DIFF = Difference To Personal Best Lap

1 -		43.603		2:19.417	76.66	13.577	14:25:56.104
2 -	1:25.005	43.258		2:08.263 (2)	83.32	2.423	14:28:04.367
3 -	1:25.485	43.458		2:08.943	82.88	3.103	14:30:13.310
4 -	1:25.228	43.132		2:08.360 (3)	83.26	2.520	14:32:21.670
5 -	1:23.729	42.111		2:05.840 (1)	84.93		14:34:27.510

P27 43 C	Julian ENTICKNAP	Suzuki - AssessTech Ltd
IDEAL LAP TIME : 2:07.281	BEST LAP TIME : 2:07.498	DIFFERENCE : 0.217

LAP	SECTOR 1	SECTOR 2	LAP TIME	MPH	DIFF	TIME OF DAY
1 -		43.837	2:21.793	75.37	14.295	14:25:58.480
2 -	1:25.243	46.961	2:12.204	80.84	4.706	14:28:10.684
3 -	1:24.823	42.675	2:07.498 (1)	83.82		14:30:18.182
4 -	1:25.251	42.458	2:07.709 (2)	83.69	0.211	14:32:25.891
5 -	1:25.032	43.237	2:08.269 (3)	83.32	0.771	14:34:34.160

P28 63 C	Keith HATTON	BMW - L.K.J. Contracts
IDEAL LAP TIME : 2:08.055	BEST LAP TIME : 2:08.055	DIFFERENCE : 0.000

LAP	SECTOR 1	SECTOR 2	LAP TIME	MPH	DIFF	TIME OF DAY
1 -		43.418	2:18.333	77.26	10.278	14:25:55.020
2 -	1:25.482	43.483	2:08.965 (3)	82.87	0.910	14:28:03.985
3 -	1:25.731	43.176	2:08.907 (2)	82.91	0.852	14:30:12.892
4 -	1:25.421	42.634	2:08.055 (1)	83.46		14:32:20.947
5 -	1:28.689	44.859	2:13.548	80.03	5.493	14:34:34.495

P29 42	Alan WOOD	Suzuki - www.alanwoodracing.co.uk
IDEAL LAP TIME : 2:07.742	BEST LAP TIME : 2:07.742	DIFFERENCE : 0.000

LAP	SECTOR 1	SECTOR 2	LAP TIME	MPH	DIFF	TIME OF DAY
1 -		52.744	2:31.589	70.50	23.847	14:26:08.276
2 -	1:26.290	43.432	2:09.722	82.39	1.980	14:28:17.998
3 -	1:26.043	42.905	2:08.948 (2)	82.88	1.206	14:30:26.946
4 -	1:26.326	42.766	2:09.092 (3)	82.79	1.350	14:32:36.038
5 -	1:25.420	42.322	2:07.742 (1)	83.66		14:34:43.780

P30 85 C	John DAVIS	Yamaha -
IDEAL LAP TIME : 2:12.651	BEST LAP TIME : 2:12.980	DIFFERENCE : 0.329

LAP	SECTOR 1	SECTOR 2	LAP TIME	MPH	DIFF	TIME OF DAY
1 -		45.028	2:23.063	74.70	10.083	14:25:59.750
2 -	1:28.261	44.719	2:12.980 (1)	80.37		14:28:12.730
3 -	1:28.614	45.457	2:14.071	79.71	1.091	14:30:26.801
4 -	1:28.098	45.470	2:13.568 (3)	80.01	0.588	14:32:40.369
5 -	1:27.932	45.276	2:13.208 (2)	80.23	0.228	14:34:53.577

P31 55 C	Michael COPLEY	Suzuki - spindle grind
IDEAL LAP TIME : 2:21.708	BEST LAP TIME : 2:22.587	DIFFERENCE : 0.879

LAP	SECTOR 1	SECTOR 2	LAP TIME	MPH	DIFF	TIME OF DAY
1 -		48.058	2:32.068	70.28	9.481	14:26:08.755
2 -	1:33.937	48.650	2:22.587 (1)	74.95		14:28:31.342
3 -	1:35.193	47.771	2:22.964 (2)	74.76	0.377	14:30:54.306
4 -	1:41.362	48.967	2:30.329	71.09	7.742	14:33:24.635
5 -	1:36.989	48.822	2:25.811 (3)	73.30	3.224	14:35:50.446

BMCRC - MRO Championships 2015 - Rnd 2 @ Snetterton 300

MRO Powerbikes inc Clubman 1000

RACE 8 - BEST SECTORS

SECTOR 1			SECTOR 2			IDEAL / BEST COMPARISON						
POS	NO	NAME	TIME	NO	NAME	TIME	POS	NO	NAME	IDEAL	BEST	DIFF
									PERFECT LAP	1:56.324		
1	21	BAKER	1:17.440	54	HENEGHAN	38.884	1	21	BAKER	1:56.494	1:56.527	0.033
2	54	HENEGHAN	1:18.210	21	BAKER	39.054	2	54	HENEGHAN	1:57.094	1:57.117	0.023
3	3	PARKER	1:18.633	171	BUTLER	39.732	3	171	BUTLER	1:58.592	1:58.858	0.266
4	20	COOPER	1:18.784	76	BYARD	39.735	4	3	PARKER	1:58.715	1:58.715	0.000
5	171	BUTLER	1:18.860	20	COOPER	40.002	5	20	COOPER	1:58.786	1:58.898	0.112
6	92	SYKES	1:19.380	3	PARKER	40.082	6	92	SYKES	1:59.513	1:59.513	0.000
7	31	CROUCHER	1:19.679	31	CROUCHER	40.110	7	76	BYARD	1:59.559	1:59.559	0.000
8	76	BYARD	1:19.824	92	SYKES	40.133	8	31	CROUCHER	1:59.789	2:00.244	0.455
9	110	MURPHY	1:20.126	58	LOVEDAY	40.143	9	110	MURPHY	2:00.555	2:01.178	0.623
10	141	DURRANI	1:20.419	141	DURRANI	40.217	10	141	DURRANI	2:00.636	2:00.874	0.238
11	58	LOVEDAY	1:20.533	110	MURPHY	40.429	11	58	LOVEDAY	2:00.676	2:00.676	0.000
12	8	COUGHLAN	1:21.042	8	COUGHLAN	40.843	12	8	COUGHLAN	2:01.885	2:02.248	0.363
13	59	DALTON	1:21.642	37	MORELLO	40.920	13	37	MORELLO	2:02.754	2:02.754	0.000
14	37	MORELLO	1:21.834	48	BOUZOUKIS	40.920	14	59	DALTON	2:02.846	2:02.906	0.060
15	38	HEWSON	1:21.837	47	DANCE	41.002	15	38	HEWSON	2:02.958	2:02.958	0.000
16	48	BOUZOUKIS	1:22.355	38	HEWSON	41.121	16	48	BOUZOUKIS	2:03.275	2:03.334	0.059
17	47	DANCE	1:22.462	59	DALTON	41.204	17	47	DANCE	2:03.464	2:03.892	0.428
18	24	SMITH	1:22.481	24	SMITH	41.353	18	24	SMITH	2:03.834	2:03.922	0.088
19	23	FINCHAM	1:22.596	163	WHITE	41.479	19	23	FINCHAM	2:04.164	2:04.271	0.107
20	163	WHITE	1:22.726	23	FINCHAM	41.568	20	163	WHITE	2:04.205	2:04.205	0.000
21	57	MILLS	1:23.175	17	ZUCHOWSKI	41.577	21	57	MILLS	2:04.804	2:04.804	0.000
22	88	FOSTER	1:23.592	88	FOSTER	41.627	22	88	FOSTER	2:05.219	2:05.517	0.298
23	17	ZUCHOWSKI	1:23.688	57	MILLS	41.629	23	17	ZUCHOWSKI	2:05.265	2:05.265	0.000
24	46	GATES	1:23.729	74	BURKE	42.009	24	46	GATES	2:05.840	2:05.840	0.000
25	83	ENGLISH	1:24.031	46	GATES	42.111	25	74	BURKE	2:06.056	2:06.439	0.383
26	74	BURKE	1:24.047	42	WOOD	42.322	26	83	ENGLISH	2:06.716	2:06.716	0.000
27	43	ENTICKNAP	1:24.823	43	ENTICKNAP	42.458	27	43	ENTICKNAP	2:07.281	2:07.498	0.217
28	42	WOOD	1:25.420	63	HATTON	42.634	28	42	WOOD	2:07.742	2:07.742	0.000
29	63	HATTON	1:25.421	83	ENGLISH	42.685	29	63	HATTON	2:08.055	2:08.055	0.000
30	85	DAVIS	1:27.932	85	DAVIS	44.719	30	85	DAVIS	2:12.651	2:12.980	0.329
31	55	COPLEY	1:33.937	55	COPLEY	47.771	31	55	COPLEY	2:21.708	2:22.587	0.879

Weather / Track : Cloudy / Dry

Results can be found at www.tsl-timing.com

Snetterton 300

Circuit Length = 2.9689 miles

Start: 14:23 Flag 14:33 End: 14:35

Printed - 14:36 Saturday, 25 April 2015

BMCRC - MRO Championships 2015 - Rnd 2 @ Snetterton 300

MRO Powerbikes inc Clubman 1000

RACE 19 - GRID (5 Laps)



ROW 11			32	64	Mitchell BROOKES	31	55	Michael COPLEY	2:22.587				
ROW 10	30	85	John DAVIS	2:12.980	29	63	Keith HATTON	2:08.055	28	42	Alan WOOD	2:07.742	
ROW 9		27	43	Julian ENTICKNAP	2:07.498	26	83	Graham ENGLISH	2:06.716	25	74	Andrew BURKE	2:06.439
ROW 8	24	46	Simon GATES	2:05.840	23	88	Adam FOSTER	2:05.517	22	17	Luke ZUCHOWSKI	2:05.265	
ROW 7		21	57	David MILLS	2:04.804	20	23	Mark FINCHAM	2:04.271	19	163	James WHITE	2:04.205
ROW 6	18	24	Alan SMITH	2:03.922	17	47	Daryl DANCE	2:03.892	16	48	Christos BOUZOUKIS	2:03.334	
ROW 5		15	38	David HEWSON	2:02.958	14	59	Will DALTON	2:02.906	13	37	Aldo MORELLO	2:02.754
ROW 4	12	8	John COUGHLAN	2:02.248	11	110	Stephen MURPHY	2:01.178	10	141	Ramone DURRANI	2:00.874	
ROW 3		9	58	Jamie LOVEDAY	2:00.676	8	31	Jack CROUCHER	2:00.244	7	76	Jason BYARD	1:59.559
ROW 2	6	92	Mark SYKES	1:59.513	5	20	Daniel COOPER	1:58.898	4	171	John BUTLER	1:58.858	
ROW 1		3	3	Colin PARKER	1:58.715	2	54	Steve HENEGHAN	1:57.117	1	21	Peter BAKER	1:56.527
												Pole	

Snetterton 300
Circuit Length = 2.9689 miles

These results are provisional until the conclusion of any judicial and technical matters.

Clerk Of Course :	Timekeeper :
-------------------	--------------

Results can be found at www.tsl-timing.com

Printed - 14:38 Saturday, 25 April 2015



BMCRC - MRO Championships 2015 - Rnd 2 @ Snetterton 300

MRO Powerbikes inc Clubman 1000

RACE 19 - CLASSIFICATION



POS	NO	CL	PIC NAME	ENTRY	LAPS	TIME	GAP	DIFF	MPH	BEST	ON
1	21		1 Peter BAKER	Kawasaki -	5	9:46.319			91.14	1:55.849	4
2	20		2 Daniel COOPER	Honda -	5	9:46.775	0.456	0.456	91.07	1:55.748	4
3	54		3 Steve HENEGHAN	Yamaha - ReactiveParts.com	5	9:51.963	5.644	5.188	90.27	1:56.638	2
4	171		4 John BUTLER	Kawasaki - Butler-Hills Ltd	5	9:53.215	6.896	1.252	90.08	1:56.990	4
5	3		5 Colin PARKER	Kawasaki - Global Robots	5	9:54.793	8.474	1.578	89.84	1:57.146	4
6	92	C	1 Mark SYKES	Kawasaki -	5	10:00.357	14.038	5.564	89.01	1:58.073	5
7	141	C	2 Ramone DURRANI	Kawasaki -	5	10:02.168	15.849	1.811	88.74	1:58.637	4
8	31	C	3 Jack CROUCHER	Kawasaki - co-Tron	5	10:04.684	18.365	2.516	88.37	1:58.628	3
9	76		6 Jason BYARD	Suzuki - May Construction	5	10:08.268	21.949	3.584	87.85	1:59.144	4
10	47		7 Daryl DANCE	BMW - 2 brothers scaffolding/Dad	5	10:09.149	22.830	0.881	87.72	2:00.140	5
11	110		8 Stephen MURPHY	Kawasaki -	5	10:14.902	28.583	5.753	86.90	2:00.280	4
12	58		9 Jamie LOVEDAY	Kawasaki - Insignia signs	5	10:15.095	28.776	0.193	86.88	2:00.053	5
13	8	C	4 John COUGHLAN	Aprilia - BIKERSWORLD	5	10:17.058	30.739	1.963	86.60	2:00.523	4
14	37	C	5 Aldo MORELLO	BMW -	5	10:20.674	34.355	3.616	86.10	2:01.757	5
15	38		10 David HEWSON	Aprilia - Obsession Engineering Limited	5	10:21.320	35.001	0.646	86.01	2:01.925	5
16	83		11 Graham ENGLISH	BMW -	5	10:26.305	39.986	4.985	85.32	2:02.196	5
17	57	C	6 David MILLS	Kawasaki - Area Fifty One Racing	5	10:30.190	43.871	3.885	84.80	2:03.621	4
18	24	C	7 Alan SMITH	Kawasaki - Mervyn Lambert Plant / Orwells Mcs	5	10:32.394	46.075	2.204	84.50	2:03.912	3
19	163		12 James WHITE	Kawasaki - Team Afterdark/Skilcom	5	10:36.778	50.459	4.384	83.92	2:04.195	4
20	88	C	8 Adam FOSTER	BMW -	5	10:37.335	51.016	0.557	83.84	2:04.003	4
21	17	C	9 Luke ZUCHOWSKI	Suzuki -	5	10:38.818	52.499	1.483	83.65	2:03.883	5
22	46	C	10 Simon GATES	Yamaha - No Talentino Rossi	5	10:43.692	57.373	4.874	83.02	2:06.127	2
23	42		13 Alan WOOD	Suzuki - www.alanwoodracing.co.uk	5	10:43.823	57.504	0.131	83.00	2:05.631	5
24	59	C	11 Will DALTON	Kawasaki -	5	10:44.015	57.696	0.192	82.98	2:01.978	5
25	74	C	12 Andrew BURKE	Honda -	5	10:49.045	1:02.726	5.030	82.33	2:05.943	4
26	48	C	13 Christos BOUZOUKIS	BMW -	5	10:53.897	1:07.578	4.852	81.72	2:04.176	3
27	43	C	14 Julian ENTICKNAP	Suzuki - AssessTech Ltd	5	10:54.064	1:07.745	0.167	81.70	2:07.702	3
28	63	C	15 Keith HATTON	BMW - L.K.J. Contracts	5	10:56.499	1:10.180	2.435	81.40	2:08.253	5
29	85	C	16 John DAVIS	Yamaha -	5	11:28.094	1:41.775	31.595	77.66	2:15.549	4
30	55	C	17 Michael COPLEY	Suzuki - spindle grind	5	11:55.027	2:08.708	26.933	74.73	2:20.150	5

FASTEST LAP

20			Daniel COOPER	Honda -	4	1:55.748		92.33 mph	148.60 kph
92	C		Mark SYKES	Kawasaki -	5	1:58.073		90.52 mph	145.67 kph

Class - 90% of Race Speed = 82.02 mph
 Class C - 90% of Race Speed = 80.10 mph

Snetterton 300
 Circuit Length = 2.9689 miles
 Start: 17:49 Flag 17:59 End: 18:01

Weather / Track : Cloudy / Dry

These results are provisional until the conclusion of any judicial and technical matters.

Clerk Of Course :	Timekeeper :
-------------------	--------------

Results can be found at www.tsl-timing.com

Printed - 18:01 Saturday, 25 April 2015



BMCRC - MRO Championships 2015 - Rnd 2 @ Snetterton 300

MRO Powerbikes inc Clubman 1000

RACE 19 - LAP CHART

LAP 1 @ 17:51:32.395			LAP 2 @ 17:53:28.556			LAP 3 @ 17:55:24.952			LAP 4 @ 17:57:20.801			LAP 5 @ 17:59:16.715		
NO	BEHIND	LAP TIME	NO	BEHIND	LAP TIME	NO	BEHIND	LAP TIME	NO	BEHIND	LAP TIME	NO	BEHIND	LAP TIME
21		2:01.999	21		1:56.161	21		1:56.396	21		1:55.849	21		1:55.914
20	0.391	2:02.390	20	0.693	1:56.463	20	0.511	1:56.214	20	0.410	1:55.748	20	0.456	1:55.960
171	1.254	2:03.253	171	2.569	1:57.476	54	3.448	1:57.196	54	4.360	1:56.761	54	5.644	1:57.198
54	2.171	2:04.170	54	2.648	1:56.638	171	4.020	1:57.847	171	5.161	1:56.990	171	6.896	1:57.649
3	2.689	2:04.688	3	4.428	1:57.900	3	5.378	1:57.346	3	6.675	1:57.146	3	8.474	1:57.713
92	3.583	2:05.582	92	7.122	1:59.700	92	9.357	1:58.631	92	11.879	1:58.371	92	14.038	1:58.073
141	4.433	2:06.432	141	7.528	1:59.256	141	9.895	1:58.763	141	12.683	1:58.637	141	15.849	1:59.080
47	5.674	2:07.673	31	9.651	2:00.001	31	11.883	1:58.628	31	14.989	1:58.955	31	18.365	1:59.290
31	5.811	2:07.810	47	9.774	2:00.261	47	13.960	2:00.582	76	18.571	1:59.144	76	21.949	1:59.292
76	6.187	2:08.186	76	11.294	2:01.268	76	15.276	2:00.378	47	18.604	2:00.493	47	22.830	2:00.140
58	8.487	2:10.486	58	13.829	2:01.503	110	18.715	2:01.171	110	23.146	2:00.280	110	28.583	2:01.351
8	8.579	2:10.578	110	13.940	2:01.329	58	19.251	2:01.818	58	24.637	2:01.235	58	28.776	2:00.053
110	8.772	2:10.771	8	15.441	2:03.023	8	20.393	2:01.348	8	25.067	2:00.523	8	30.739	2:01.586
37	9.031	2:11.030	37	15.701	2:02.831	37	21.999	2:02.694	37	28.512	2:02.362	37	34.355	2:01.757
38	9.633	2:11.632	38	16.538	2:03.066	38	22.732	2:02.590	38	28.990	2:02.107	38	35.001	2:01.925
48	10.891	2:12.890	48	19.299	2:04.569	48	27.079	2:04.176	83	33.704	2:02.426	83	39.986	2:02.196
57	11.324	2:13.323	57	19.681	2:04.518	83	27.127	2:03.712	57	35.307	2:03.621	57	43.871	2:04.478
83	12.172	2:14.171	83	19.811	2:03.800	57	27.535	2:04.250	24	38.044	2:04.433	24	46.075	2:03.945
46	13.006	2:15.005	24	21.944	2:04.368	24	29.460	2:03.912	48	40.731	2:09.501	163	50.459	2:04.677
163	13.192	2:15.191	46	22.972	2:06.127	46	33.240	2:06.664	163	41.696	2:04.195	88	51.016	2:04.546
24	13.737	2:15.736	163	23.867	2:06.836	163	33.350	2:05.879	88	42.384	2:04.003	17	52.499	2:03.883
17	14.269	2:16.268	17	24.813	2:06.705	17	34.210	2:05.793	17	44.530	2:06.169	46	57.373	2:07.563
88	14.811	2:16.810	88	25.873	2:07.223	88	34.230	2:04.753	46	45.724	2:08.333	42	57.504	2:05.631
43	15.992	2:17.991	42	27.513	2:07.195	42	37.770	2:06.653	42	47.787	2:05.866	59	57.696	2:01.978
42	16.479	2:18.478	43	30.790	2:10.959	43	42.096	2:07.702	59	51.632	2:04.537	74	1:02.726	2:06.188
63	18.701	2:20.700	74	31.231	2:07.503	74	42.358	2:07.523	74	52.452	2:05.943	48	1:07.578	2:22.761
74	19.889	2:21.888	63	32.010	2:09.470	59	42.944	2:05.964	43	54.778	2:08.531	43	1:07.745	2:08.881
85	22.637	2:24.636	59	33.376	2:05.477	63	44.261	2:08.647	63	57.841	2:09.429	63	1:10.180	2:08.253
59	24.060	2:26.059	85	42.377	2:15.901	85	1:01.986	2:16.005	85	1:21.686	2:15.549	85	1:41.775	2:16.003
55	28.736	2:30.735	55	53.819	2:21.244	55	1:17.839	2:20.416	55	1:44.472	2:22.482	55	2:08.708	2:20.150

Weather / Track : Cloudy / Dry

Snetterton 300

Circuit Length = 2.9689 miles

Start: 17:49 Flag 17:59 End: 18:01

Results can be found at www.tsl-timing.com

Printed - 18:03 Saturday, 25 April 2015

BMCRC - MRO Championships 2015 - Rnd 2 @ Snetterton 300

MRO Powerbikes inc Clubman 1000

RACE 19 - SECTOR ANALYSIS

SECTOR 1 = FL to I1, SECTOR 2 = I1 to I2, SECTOR 3 = I2 to FL, DIFF = Difference To Personal Best Lap

P1 21 Peter BAKER		Kawasaki -				
IDEAL LAP TIME : 1:55.657		BEST LAP TIME : 1:55.849		DIFFERENCE : 0.192		
LAP	SECTOR 1	SECTOR 2	LAP TIME	MPH	DIFF	TIME OF DAY
1 -		38.936	2:01.999	87.60	6.150	17:51:32.395
2 -	1:17.278	38.883	1:56.161 (3)	92.01	0.312	17:53:28.556
3 -	1:17.686	38.710	1:56.396	91.82	0.547	17:55:24.952
4 -	1:16.947	38.902	1:55.849 (1)	92.25		17:57:20.801
5 -	1:17.106	38.808	1:55.914 (2)	92.20	0.065	17:59:16.715

P2 20 Daniel COOPER		Honda -				
IDEAL LAP TIME : 1:55.663		BEST LAP TIME : 1:55.748		DIFFERENCE : 0.085		
LAP	SECTOR 1	SECTOR 2	LAP TIME	MPH	DIFF	TIME OF DAY
1 -		39.344	2:02.390	87.32	6.642	17:51:32.786
2 -	1:17.288	39.175	1:56.463	91.77	0.715	17:53:29.249
3 -	1:17.313	38.901	1:56.214 (3)	91.96	0.466	17:55:25.463
4 -	1:16.762	38.986	1:55.748 (1)	92.33		17:57:21.211
5 -	1:16.990	38.970	1:55.960 (2)	92.17	0.212	17:59:17.171

P3 54 Steve HENEGHAN		Yamaha - ReactiveParts.com				
IDEAL LAP TIME : 1:56.498		BEST LAP TIME : 1:56.638		DIFFERENCE : 0.140		
LAP	SECTOR 1	SECTOR 2	LAP TIME	MPH	DIFF	TIME OF DAY
1 -		39.139	2:04.170	86.07	7.532	17:51:34.566
2 -	1:17.641	38.997	1:56.638 (1)	91.63		17:53:31.204
3 -	1:18.058	39.138	1:57.196 (3)	91.19	0.558	17:55:28.400
4 -	1:17.904	38.857	1:56.761 (2)	91.53	0.123	17:57:25.161
5 -	1:17.977	39.221	1:57.198	91.19	0.560	17:59:22.359

P4 171 John BUTLER		Kawasaki - Butler-Hills Ltd				
IDEAL LAP TIME : 1:56.990		BEST LAP TIME : 1:56.990		DIFFERENCE : 0.000		
LAP	SECTOR 1	SECTOR 2	LAP TIME	MPH	DIFF	TIME OF DAY
1 -		39.335	2:03.253	86.71	6.263	17:51:33.649
2 -	1:18.144	39.332	1:57.476 (2)	90.98	0.486	17:53:31.125
3 -	1:18.052	39.795	1:57.847	90.69	0.857	17:55:28.972
4 -	1:17.751	39.239	1:56.990 (1)	91.35		17:57:25.962
5 -	1:17.980	39.669	1:57.649 (3)	90.84	0.659	17:59:23.611

P5 3 Colin PARKER		Kawasaki - Global Robots				
IDEAL LAP TIME : 1:56.890		BEST LAP TIME : 1:57.146		DIFFERENCE : 0.256		
LAP	SECTOR 1	SECTOR 2	LAP TIME	MPH	DIFF	TIME OF DAY
1 -		39.469	2:04.688	85.71	7.542	17:51:35.084
2 -	1:18.324	39.576	1:57.900	90.65	0.754	17:53:32.984
3 -	1:18.283	39.063	1:57.346 (2)	91.08	0.200	17:55:30.330
4 -	1:17.827	39.319	1:57.146 (1)	91.23		17:57:27.476
5 -	1:18.249	39.464	1:57.713 (3)	90.79	0.567	17:59:25.189

P6 92 C Mark SYKES		Kawasaki -				
IDEAL LAP TIME : 1:57.912		BEST LAP TIME : 1:58.073		DIFFERENCE : 0.161		
LAP	SECTOR 1	SECTOR 2	LAP TIME	MPH	DIFF	TIME OF DAY
1 -		40.130	2:05.582	85.10	7.509	17:51:35.978
2 -	1:19.383	40.317	1:59.700	89.29	1.627	17:53:35.678
3 -	1:19.233	39.398	1:58.631 (3)	90.09	0.558	17:55:34.309
4 -	1:18.919	39.452	1:58.371 (2)	90.29	0.298	17:57:32.680
5 -	1:18.514	39.559	1:58.073 (1)	90.52		17:59:30.753

P7 141 C Ramone DURRANI		Kawasaki -				
IDEAL LAP TIME : 1:58.040		BEST LAP TIME : 1:58.637		DIFFERENCE : 0.597		
LAP	SECTOR 1	SECTOR 2	LAP TIME	MPH	DIFF	TIME OF DAY

Weather / Track : Cloudy / Dry

Snetterton 300
Circuit Length = 2.9689 miles
Start: 17:49 Flag 17:59 End: 18:01

BMCRC - MRO Championships 2015 - Rnd 2 @ Snetterton 300

MRO Powerbikes inc Clubman 1000

RACE 19 - SECTOR ANALYSIS

SECTOR 1 = FL to I1, SECTOR 2 = I1 to I2, SECTOR 3 = I2 to FL, DIFF = Difference To Personal Best Lap

1 -		39.329		2:06.432	84.53	7.795	17:51:36.828
2 -	1:19.443	39.813		1:59.256	89.62	0.619	17:53:36.084
3 -	1:19.179	39.584		1:58.763 (2)	89.99	0.126	17:55:34.847
4 -	1:18.711	39.926		1:58.637 (1)	90.09		17:57:33.484
5 -	1:18.917	40.163		1:59.080 (3)	89.75	0.443	17:59:32.564

P8	31 C	Jack CROUCHER	Kawasaki - co-Tron				
IDEAL LAP TIME : 1:58.495		BEST LAP TIME : 1:58.628	DIFFERENCE : 0.133				
LAP	SECTOR 1	SECTOR 2	LAP TIME	MPH	DIFF	TIME OF DAY	
1 -		40.142	2:07.810	83.62	9.182	17:51:38.206	
2 -	1:19.939	40.062	2:00.001	89.06	1.373	17:53:38.207	
3 -	1:18.637	39.991	1:58.628 (1)	90.09		17:55:36.835	
4 -	1:19.097	39.858	1:58.955 (2)	89.84	0.327	17:57:35.790	
5 -	1:19.033	40.257	1:59.290 (3)	89.59	0.662	17:59:35.080	

P9	76	Jason BYARD	Suzuki - May Construction				
IDEAL LAP TIME : 1:58.670		BEST LAP TIME : 1:59.144	DIFFERENCE : 0.474				
LAP	SECTOR 1	SECTOR 2	LAP TIME	MPH	DIFF	TIME OF DAY	
1 -		40.562	2:08.186	83.37	9.042	17:51:38.582	
2 -	1:21.020	40.248	2:01.268	88.13	2.124	17:53:39.850	
3 -	1:20.316	40.062	2:00.378 (3)	88.78	1.234	17:55:40.228	
4 -	1:19.729	39.415	1:59.144 (1)	89.70		17:57:39.372	
5 -	1:19.255	40.037	1:59.292 (2)	89.59	0.148	17:59:38.664	

P10	47	Daryl DANCE	BMW - 2 brothers scaffolding/Dad				
IDEAL LAP TIME : 1:59.888		BEST LAP TIME : 2:00.140	DIFFERENCE : 0.252				
LAP	SECTOR 1	SECTOR 2	LAP TIME	MPH	DIFF	TIME OF DAY	
1 -		40.431	2:07.673	83.71	7.533	17:51:38.069	
2 -	1:19.828	40.433	2:00.261 (2)	88.87	0.121	17:53:38.330	
3 -	1:20.476	40.106	2:00.582	88.63	0.442	17:55:38.912	
4 -	1:19.897	40.596	2:00.493 (3)	88.70	0.353	17:57:39.405	
5 -	1:20.080	40.060	2:00.140 (1)	88.96		17:59:39.545	

P11	110	Stephen MURPHY	Kawasaki -				
IDEAL LAP TIME : 2:00.280		BEST LAP TIME : 2:00.280	DIFFERENCE : 0.000				
LAP	SECTOR 1	SECTOR 2	LAP TIME	MPH	DIFF	TIME OF DAY	
1 -		42.060	2:10.771	81.73	10.491	17:51:41.167	
2 -	1:20.692	40.637	2:01.329 (3)	88.09	1.049	17:53:42.496	
3 -	1:20.510	40.661	2:01.171 (2)	88.20	0.891	17:55:43.667	
4 -	1:19.849	40.431	2:00.280 (1)	88.86		17:57:43.947	
5 -	1:20.147	41.204	2:01.351	88.07	1.071	17:59:45.298	

P12	58	Jamie LOVEDAY	Kawasaki - Insignia signs				
IDEAL LAP TIME : 2:00.053		BEST LAP TIME : 2:00.053	DIFFERENCE : 0.000				
LAP	SECTOR 1	SECTOR 2	LAP TIME	MPH	DIFF	TIME OF DAY	
1 -		40.925	2:10.486	81.90	10.433	17:51:40.882	
2 -	1:20.515	40.988	2:01.503 (3)	87.96	1.450	17:53:42.385	
3 -	1:20.958	40.860	2:01.818	87.73	1.765	17:55:44.203	
4 -	1:19.888	41.347	2:01.235 (2)	88.16	1.182	17:57:45.438	
5 -	1:19.651	40.402	2:00.053 (1)	89.02		17:59:45.491	

P13	8 C	John COUGHLAN	Aprilia - BIKERSWORLD				
IDEAL LAP TIME : 2:00.523		BEST LAP TIME : 2:00.523	DIFFERENCE : 0.000				
LAP	SECTOR 1	SECTOR 2	LAP TIME	MPH	DIFF	TIME OF DAY	
1 -		41.896	2:10.578	81.85	10.055	17:51:40.974	
2 -	1:22.413	40.610	2:03.023	86.87	2.500	17:53:43.997	
3 -	1:20.378	40.970	2:01.348 (2)	88.07	0.825	17:55:45.345	
4 -	1:20.209	40.314	2:00.523 (1)	88.68		17:57:45.868	

Weather / Track : Cloudy / Dry

Snetterton 300
Circuit Length = 2.9689 miles
Start: 17:49 Flag 17:59 End: 18:01

BMCRC - MRO Championships 2015 - Rnd 2 @ Snetterton 300

MRO Powerbikes inc Clubman 1000

RACE 19 - SECTOR ANALYSIS

SECTOR 1 = FL to I1, SECTOR 2 = I1 to I2, SECTOR 3 = I2 to FL, DIFF = Difference To Personal Best Lap

5 - 1:20.597 40.989 2:01.586 (3) 87.90 1.063 17:59:47.454

P14 37 C Aldo MORELLO		BMW -				
IDEAL LAP TIME : 2:01.757		BEST LAP TIME : 2:01.757		DIFFERENCE : 0.000		
LAP	SECTOR 1	SECTOR 2	LAP TIME	MPH	DIFF	TIME OF DAY
1 -		41.182	2:11.030	81.56	9.273	17:51:41.426
2 -	1:22.236	40.595	2:02.831	87.01	1.074	17:53:44.257
3 -	1:22.029	40.665	2:02.694 (3)	87.11	0.937	17:55:46.951
4 -	1:21.338	41.024	2:02.362 (2)	87.34	0.605	17:57:49.313
5 -	1:21.174	40.583	2:01.757 (1)	87.78		17:59:51.070

P15 38 David HEWSON		Aprilia - Obsession Engineering Limited				
IDEAL LAP TIME : 2:01.691		BEST LAP TIME : 2:01.925		DIFFERENCE : 0.234		
LAP	SECTOR 1	SECTOR 2	LAP TIME	MPH	DIFF	TIME OF DAY
1 -		42.040	2:11.632	81.19	9.707	17:51:42.028
2 -	1:22.202	40.864	2:03.066	86.84	1.141	17:53:45.094
3 -	1:21.501	41.089	2:02.590 (3)	87.18	0.665	17:55:47.684
4 -	1:20.827	41.280	2:02.107 (2)	87.53	0.182	17:57:49.791
5 -	1:20.837	41.088	2:01.925 (1)	87.66		17:59:51.716

P16 83 Graham ENGLISH		BMW -				
IDEAL LAP TIME : 2:02.058		BEST LAP TIME : 2:02.196		DIFFERENCE : 0.138		
LAP	SECTOR 1	SECTOR 2	LAP TIME	MPH	DIFF	TIME OF DAY
1 -		41.990	2:14.171	79.65	11.975	17:51:44.567
2 -	1:22.851	40.949	2:03.800	86.33	1.604	17:53:48.367
3 -	1:22.496	41.216	2:03.712 (3)	86.39	1.516	17:55:52.079
4 -	1:21.199	41.227	2:02.426 (2)	87.30	0.230	17:57:54.505
5 -	1:21.109	41.087	2:02.196 (1)	87.46		17:59:56.701

P17 57 C David MILLS		Kawasaki - Area Fifty One Racing				
IDEAL LAP TIME : 2:03.528		BEST LAP TIME : 2:03.621		DIFFERENCE : 0.093		
LAP	SECTOR 1	SECTOR 2	LAP TIME	MPH	DIFF	TIME OF DAY
1 -		41.469	2:13.323	80.16	9.702	17:51:43.719
2 -	1:23.220	41.298	2:04.518	85.83	0.897	17:53:48.237
3 -	1:22.831	41.419	2:04.250 (2)	86.02	0.629	17:55:52.487
4 -	1:22.230	41.391	2:03.621 (1)	86.45		17:57:56.108
5 -	1:22.704	41.774	2:04.478 (3)	85.86	0.857	18:00:00.586

P18 24 C Alan SMITH		Kawasaki - Mervyn Lambert Plant / Orwells Mcs				
IDEAL LAP TIME : 2:02.934		BEST LAP TIME : 2:03.912		DIFFERENCE : 0.978		
LAP	SECTOR 1	SECTOR 2	LAP TIME	MPH	DIFF	TIME OF DAY
1 -		42.823	2:15.736	78.74	11.824	17:51:46.132
2 -	1:23.172	41.196	2:04.368 (3)	85.93	0.456	17:53:50.500
3 -	1:22.776	41.136	2:03.912 (1)	86.25		17:55:54.412
4 -	1:21.798	42.635	2:04.433	85.89	0.521	17:57:58.845
5 -	1:22.225	41.720	2:03.945 (2)	86.23	0.033	18:00:02.790

P19 163 James WHITE		Kawasaki - Team Afterdark/Skilcom				
IDEAL LAP TIME : 2:03.890		BEST LAP TIME : 2:04.195		DIFFERENCE : 0.305		
LAP	SECTOR 1	SECTOR 2	LAP TIME	MPH	DIFF	TIME OF DAY
1 -		42.483	2:15.191	79.05	10.996	17:51:45.587
2 -	1:24.683	42.153	2:06.836	84.26	2.641	17:53:52.423
3 -	1:23.525	42.354	2:05.879 (3)	84.90	1.684	17:55:58.302
4 -	1:22.420	41.775	2:04.195 (1)	86.05		17:58:02.497
5 -	1:23.207	41.470	2:04.677 (2)	85.72	0.482	18:00:07.174

Weather / Track : Cloudy / Dry

Snetterton 300

Circuit Length = 2.9689 miles

Start: 17:49 Flag 17:59 End: 18:01

BMCRC - MRO Championships 2015 - Rnd 2 @ Snetterton 300

MRO Powerbikes inc Clubman 1000

RACE 19 - SECTOR ANALYSIS

SECTOR 1 = FL to I1, SECTOR 2 = I1 to I2, SECTOR 3 = I2 to FL, DIFF = Difference To Personal Best Lap

P20 88 C Adam FOSTER		BMW -				
IDEAL LAP TIME : 2:03.573		BEST LAP TIME : 2:04.003		DIFFERENCE : 0.430		
LAP	SECTOR 1	SECTOR 2	LAP TIME	MPH	DIFF	TIME OF DAY
1 -		42.053	2:16.810	78.12	12.807	17:51:47.206
2 -	1:25.069	42.154	2:07.223	84.01	3.220	17:53:54.429
3 -	1:23.111	41.642	2:04.753 (3)	85.67	0.750	17:55:59.182
4 -	1:22.394	41.609	2:04.003 (1)	86.19		17:58:03.185
5 -	1:23.367	41.179	2:04.546 (2)	85.81	0.543	18:00:07.731

P21 17 C Luke ZUCHOWSKI		Suzuki -				
IDEAL LAP TIME : 2:03.883		BEST LAP TIME : 2:03.883		DIFFERENCE : 0.000		
LAP	SECTOR 1	SECTOR 2	LAP TIME	MPH	DIFF	TIME OF DAY
1 -		42.814	2:16.268	78.43	12.385	17:51:46.664
2 -	1:24.678	42.027	2:06.705	84.35	2.822	17:53:53.369
3 -	1:23.565	42.228	2:05.793 (2)	84.96	1.910	17:55:59.162
4 -	1:24.541	41.628	2:06.169 (3)	84.71	2.286	17:58:05.331
5 -	1:22.554	41.329	2:03.883 (1)	86.27		18:00:09.214

P22 46 C Simon GATES		Yamaha - No Talentino Rossi				
IDEAL LAP TIME : 2:06.101		BEST LAP TIME : 2:06.127		DIFFERENCE : 0.026		
LAP	SECTOR 1	SECTOR 2	LAP TIME	MPH	DIFF	TIME OF DAY
1 -		42.809	2:15.005	79.16	8.878	17:51:45.401
2 -	1:23.637	42.490	2:06.127 (1)	84.74		17:53:51.528
3 -	1:24.200	42.464	2:06.664 (2)	84.38	0.537	17:55:58.192
4 -	1:25.769	42.564	2:08.333	83.28	2.206	17:58:06.525
5 -	1:25.036	42.527	2:07.563 (3)	83.78	1.436	18:00:14.088

P23 42 Alan WOOD		Suzuki - www.alanwoodracing.co.uk				
IDEAL LAP TIME : 2:05.418		BEST LAP TIME : 2:05.631		DIFFERENCE : 0.213		
LAP	SECTOR 1	SECTOR 2	LAP TIME	MPH	DIFF	TIME OF DAY
1 -		42.569	2:18.478	77.18	12.847	17:51:48.874
2 -	1:25.134	42.061	2:07.195	84.02	1.564	17:53:56.069
3 -	1:24.481	42.172	2:06.653 (3)	84.38	1.022	17:56:02.722
4 -	1:23.980	41.886	2:05.866 (2)	84.91	0.235	17:58:08.588
5 -	1:23.532	42.099	2:05.631 (1)	85.07		18:00:14.219

P24 59 C Will DALTON		Kawasaki -				
IDEAL LAP TIME : 2:01.978		BEST LAP TIME : 2:01.978		DIFFERENCE : 0.000		
LAP	SECTOR 1	SECTOR 2	LAP TIME	MPH	DIFF	TIME OF DAY
1 -		51.689	2:26.059	73.17	24.081	17:51:56.455
2 -	1:23.356	42.121	2:05.477 (3)	85.17	3.499	17:54:01.932
3 -	1:23.327	42.637	2:05.964	84.85	3.986	17:56:07.896
4 -	1:22.792	41.745	2:04.537 (2)	85.82	2.559	17:58:12.433
5 -	1:20.955	41.023	2:01.978 (1)	87.62		18:00:14.411

P25 74 C Andrew BURKE		Honda -				
IDEAL LAP TIME : 2:05.522		BEST LAP TIME : 2:05.943		DIFFERENCE : 0.421		
LAP	SECTOR 1	SECTOR 2	LAP TIME	MPH	DIFF	TIME OF DAY
1 -		48.007	2:21.888	75.32	15.945	17:51:52.284
2 -	1:24.677	42.826	2:07.503 (3)	83.82	1.560	17:53:59.787
3 -	1:24.698	42.825	2:07.523	83.81	1.580	17:56:07.310
4 -	1:24.013	41.930	2:05.943 (1)	84.86		17:58:13.253
5 -	1:23.592	42.596	2:06.188 (2)	84.69	0.245	18:00:19.441

P26 48 C Christos BOUZOUKIS		BMW -				
IDEAL LAP TIME : 2:04.079		BEST LAP TIME : 2:04.176		DIFFERENCE : 0.097		
LAP	SECTOR 1	SECTOR 2	LAP TIME	MPH	DIFF	TIME OF DAY

Weather / Track : Cloudy / Dry

Snetterton 300
Circuit Length = 2.9689 miles
Start: 17:49 Flag 17:59 End: 18:01

BMCRC - MRO Championships 2015 - Rnd 2 @ Snetterton 300

MRO Powerbikes inc Clubman 1000

RACE 19 - SECTOR ANALYSIS

SECTOR 1 = FL to I1, SECTOR 2 = I1 to I2, SECTOR 3 = I2 to FL, DIFF = Difference To Personal Best Lap

1 -		41.351		2:12.890	80.42	8.714	17:51:43.286
2 -	1:23.085	41.484		2:04.569 (2)	85.80	0.393	17:53:47.855
3 -	1:22.728	41.448		2:04.176 (1)	86.07		17:55:52.031
4 -	1:22.844	46.657		2:09.501 (3)	82.53	5.325	17:58:01.532
5 -	1:35.574	47.187		2:22.761	74.86	18.585	18:00:24.293

P27 43 C	Julian ENTICKNAP	Suzuki - AssessTech Ltd
IDEAL LAP TIME : 2:06.617	BEST LAP TIME : 2:07.702	DIFFERENCE : 1.085

LAP	SECTOR 1	SECTOR 2	LAP TIME	MPH	DIFF	TIME OF DAY
1 -		42.743	2:17.991	77.45	10.289	17:51:48.387
2 -	1:23.874	47.085	2:10.959	81.61	3.257	17:53:59.346
3 -	1:24.764	42.938	2:07.702 (1)	83.69		17:56:07.048
4 -	1:25.772	42.759	2:08.531 (2)	83.15	0.829	17:58:15.579
5 -	1:25.511	43.370	2:08.881 (3)	82.92	1.179	18:00:24.460

P28 63 C	Keith HATTON	BMW - L.K.J. Contracts
IDEAL LAP TIME : 2:08.109	BEST LAP TIME : 2:08.253	DIFFERENCE : 0.144

LAP	SECTOR 1	SECTOR 2	LAP TIME	MPH	DIFF	TIME OF DAY
1 -		44.047	2:20.700	75.96	12.447	17:51:51.096
2 -	1:25.840	43.630	2:09.470	82.55	1.217	17:54:00.566
3 -	1:25.641	43.006	2:08.647 (2)	83.08	0.394	17:56:09.213
4 -	1:26.146	43.283	2:09.429 (3)	82.57	1.176	17:58:18.642
5 -	1:25.785	42.468	2:08.253 (1)	83.33		18:00:26.895

P29 85 C	John DAVIS	Yamaha -
IDEAL LAP TIME : 2:15.109	BEST LAP TIME : 2:15.549	DIFFERENCE : 0.440

LAP	SECTOR 1	SECTOR 2	LAP TIME	MPH	DIFF	TIME OF DAY
1 -		46.080	2:24.636	73.89	9.087	17:51:55.032
2 -	1:30.405	45.496	2:15.901 (2)	78.64	0.352	17:54:10.933
3 -	1:30.055	45.950	2:16.005	78.58	0.456	17:56:26.938
4 -	1:29.613	45.936	2:15.549 (1)	78.85		17:58:42.487
5 -	1:29.740	46.263	2:16.003 (3)	78.58	0.454	18:00:58.490

P30 55 C	Michael COPLEY	Suzuki - spindle grind
IDEAL LAP TIME : 2:19.815	BEST LAP TIME : 2:20.150	DIFFERENCE : 0.335

LAP	SECTOR 1	SECTOR 2	LAP TIME	MPH	DIFF	TIME OF DAY
1 -		48.017	2:30.735	70.90	10.585	17:52:01.131
2 -	1:33.901	47.343	2:21.244 (3)	75.67	1.094	17:54:22.375
3 -	1:32.595	47.821	2:20.416 (2)	76.11	0.266	17:56:42.791
4 -	1:34.996	47.486	2:22.482	75.01	2.332	17:59:05.273
5 -	1:32.930	47.220	2:20.150 (1)	76.26		18:01:25.423

BMCRC - MRO Championships 2015 - Rnd 2 @ Snetterton 300

MRO Powerbikes inc Clubman 1000

RACE 19 - BEST SECTORS

SECTOR 1			SECTOR 2			IDEAL / BEST COMPARISON						
POS	NO	NAME	TIME	NO	NAME	TIME	POS	NO	NAME	IDEAL	BEST	DIFF
									PERFECT LAP	1:55.472		
1	20	COOPER	1:16.762	21	BAKER	38.710	1	21	BAKER	1:55.657	1:55.849	0.192
2	21	BAKER	1:16.947	54	HENEGHAN	38.857	2	20	COOPER	1:55.663	1:55.748	0.085
3	54	HENEGHAN	1:17.641	20	COOPER	38.901	3	54	HENEGHAN	1:56.498	1:56.638	0.140
4	171	BUTLER	1:17.751	3	PARKER	39.063	4	3	PARKER	1:56.890	1:57.146	0.256
5	3	PARKER	1:17.827	171	BUTLER	39.239	5	171	BUTLER	1:56.990	1:56.990	0.000
6	92	SYKES	1:18.514	141	DURRANI	39.329	6	92	SYKES	1:57.912	1:58.073	0.161
7	31	CROUCHER	1:18.637	92	SYKES	39.398	7	141	DURRANI	1:58.040	1:58.637	0.597
8	141	DURRANI	1:18.711	76	BYARD	39.415	8	31	CROUCHER	1:58.495	1:58.628	0.133
9	76	BYARD	1:19.255	31	CROUCHER	39.858	9	76	BYARD	1:58.670	1:59.144	0.474
10	58	LOVEDAY	1:19.651	47	DANCE	40.060	10	47	DANCE	1:59.888	2:00.140	0.252
11	47	DANCE	1:19.828	8	COUGHLAN	40.314	11	58	LOVEDAY	2:00.053	2:00.053	0.000
12	110	MURPHY	1:19.849	58	LOVEDAY	40.402	12	110	MURPHY	2:00.280	2:00.280	0.000
13	8	COUGHLAN	1:20.209	110	MURPHY	40.431	13	8	COUGHLAN	2:00.523	2:00.523	0.000
14	38	HEWSON	1:20.827	37	MORELLO	40.583	14	38	HEWSON	2:01.691	2:01.925	0.234
15	59	DALTON	1:20.955	38	HEWSON	40.864	15	37	MORELLO	2:01.757	2:01.757	0.000
16	83	ENGLISH	1:21.109	83	ENGLISH	40.949	16	59	DALTON	2:01.978	2:01.978	0.000
17	37	MORELLO	1:21.174	59	DALTON	41.023	17	83	ENGLISH	2:02.058	2:02.196	0.138
18	24	SMITH	1:21.798	24	SMITH	41.136	18	24	SMITH	2:02.934	2:03.912	0.978
19	57	MILLS	1:22.230	88	FOSTER	41.179	19	57	MILLS	2:03.528	2:03.621	0.093
20	88	FOSTER	1:22.394	57	MILLS	41.298	20	88	FOSTER	2:03.573	2:04.003	0.430
21	163	WHITE	1:22.420	17	ZUCHOWSKI	41.329	21	17	ZUCHOWSKI	2:03.883	2:03.883	0.000
22	17	ZUCHOWSKI	1:22.554	48	BOUZOUKIS	41.351	22	163	WHITE	2:03.890	2:04.195	0.305
23	48	BOUZOUKIS	1:22.728	163	WHITE	41.470	23	48	BOUZOUKIS	2:04.079	2:04.176	0.097
24	42	WOOD	1:23.532	42	WOOD	41.886	24	42	WOOD	2:05.418	2:05.631	0.213
25	74	BURKE	1:23.592	74	BURKE	41.930	25	74	BURKE	2:05.522	2:05.943	0.421
26	46	GATES	1:23.637	46	GATES	42.464	26	46	GATES	2:06.101	2:06.127	0.026
27	43	ENTICKNAP	1:23.874	63	HATTON	42.468	27	43	ENTICKNAP	2:06.617	2:07.702	1.085
28	63	HATTON	1:25.641	43	ENTICKNAP	42.743	28	63	HATTON	2:08.109	2:08.253	0.144
29	85	DAVIS	1:29.613	85	DAVIS	45.496	29	85	DAVIS	2:15.109	2:15.549	0.440
30	55	COPLEY	1:32.595	55	COPLEY	47.220	30	55	COPLEY	2:19.815	2:20.150	0.335

Weather / Track : Cloudy / Dry

Results can be found at www.tsl-timing.com

Snetterton 300

Circuit Length = 2.9689 miles

Start: 17:49 Flag 17:59 End: 18:01

Printed - 18:02 Saturday, 25 April 2015

BMCRC - MRO Championships 2015 - Rnd 2 @ Snetterton 300

MRO Powerbikes inc Clubman 1000

RACE 8 - GRID (6 Laps)



ROW 11		32	64	Mitchell BROOKES	31	23	Mark FINCHAM						
ROW 10	30	2:20.150	55	Michael COPLEY	29	2:15.549	85	John DAVIS	28	2:08.253	63	Keith HATTON	
ROW 9		2:07.702	27	43	Julian ENTICKNAP	26	2:06.127	46	Simon GATES	25	2:05.943	74	Andrew BURKE
ROW 8	24	2:05.631	42	Alan WOOD	23	2:04.195	163	James WHITE	22	2:04.176	48	Christos BOUZOUKIS	
ROW 7		2:04.003	21	88	Adam FOSTER	20	2:03.912	24	Alan SMITH	19	2:03.883	17	Luke ZUCHOWSKI
ROW 6	18	2:03.621	57	David MILLS	17	2:02.196	83	Graham ENGLISH	16	2:01.978	59	Will DALTON	
ROW 5		2:01.925	15	38	David HEWSON	14	2:01.757	37	Aldo MORELLO	13	2:00.523	8	John COUGHLAN
ROW 4	12	2:00.280	110	Stephen MURPHY	11	2:00.140	47	Daryl DANCE	10	2:00.053	58	Jamie LOVEDAY	
ROW 3		1:59.144	9	76	Jason BYARD	8	1:58.637	141	Ramone DURRANI	7	1:58.628	31	Jack CROUCHER
ROW 2	6	1:58.073	92	Mark SYKES	5	1:57.146	3	Colin PARKER	4	1:56.990	171	John BUTLER	
ROW 1		1:56.638	3	54	Steve HENEGHAN	2	1:55.849	21	Peter BAKER	1	1:55.748	20	Daniel COOPER
												Pole	

Snetterton 300
Circuit Length = 2.9689 miles

These results are provisional until the conclusion of any judicial and technical matters.

Clerk Of Course :	Timekeeper :
-------------------	--------------

Results can be found at www.tsl-timing.com

Printed - 18:05 Saturday, 25 April 2015



BMCRC - MRO Championships 2015 - Rnd 2 @ Snetterton 300

MRO Powerbikes inc Clubman 1000

RACE 8 - CLASSIFICATION



POS	NO	CL	PIC NAME	ENTRY	LAPS	TIME	GAP	DIFF	MPH	BEST	ON
1	21		1 Peter BAKER	Kawasaki -	5	9:44.780			91.38	1:55.481	4
2	20		2 Daniel COOPER	Honda -	5	9:44.989	0.209	0.209	91.35	1:55.611	3
3	54		3 Steve HENEGHAN	Yamaha - ReactiveParts.com	5	9:54.238	9.458	9.249	89.93	1:56.890	4
4	3		4 Colin PARKER	Kawasaki - Global Robots	5	9:55.730	10.950	1.492	89.70	1:57.505	5
5	171		5 John BUTLER	Kawasaki - Butler-Hills Ltd	5	9:55.859	11.079	0.129	89.68	1:57.485	4
6	92	C	1 Mark SYKES	Kawasaki -	5	9:56.851	12.071	0.992	89.53	1:56.665	5
7	47		6 Daryl DANCE	BMW - 2 brothers scaffolding/Dad	5	9:59.806	15.026	2.955	89.09	1:57.892	2
8	141	C	2 Ramone DURRANI	Kawasaki -	5	10:03.707	18.927	3.901	88.52	1:58.467	3
9	31	C	3 Jack CROUCHER	Kawasaki - co-Tron	5	10:12.050	27.270	8.343	87.31	1:59.988	2
10	110		7 Stephen MURPHY	Kawasaki -	5	10:12.105	27.325	0.055	87.30	1:59.897	2
11	76		8 Jason BYARD	Suzuki - May Construction	5	10:12.380	27.600	0.275	87.26	2:00.460	3
12	38		9 David HEWSON	Aprilia - Obsession Engineering Limited	5	10:13.189	28.409	0.809	87.15	2:00.381	5
13	58		10 Jamie LOVEDAY	Kawasaki - Insignia signs	5	10:13.948	29.168	0.759	87.04	1:59.710	5
14	15		11 Jon WAGHORN	Ducati -	5	10:14.868	30.088	0.920	86.91	2:00.302	5
15	8	C	4 John COUGHLAN	Aprilia - BIKERSWORLD	5	10:15.554	30.774	0.686	86.81	2:00.735	5
16	37	C	5 Aldo MORELLO	BMW -	5	10:15.949	31.169	0.395	86.76	2:01.069	5
17	59	C	6 Will DALTON	Kawasaki -	5	10:23.204	38.424	7.255	85.75	2:02.221	4
18	83*		12 Graham ENGLISH	BMW -	5	10:23.845	39.065	0.641	85.66	2:00.773	5
19	24	C	7 Alan SMITH	Kawasaki - Mervyn Lambert Plant / Orwells Mcs	5	10:28.038	43.258	4.193	85.09	2:02.817	2
20	163		13 James WHITE	Kawasaki - Team Afterdark/Skilcom	5	10:29.606	44.826	1.568	84.87	2:03.518	3
21	57	C	8 David MILLS	Kawasaki - Area Fifty One Racing	5	10:29.683	44.903	0.077	84.86	2:03.908	4
22	88	C	9 Adam FOSTER	BMW -	5	10:30.972	46.192	1.289	84.69	2:03.837	2
23	74	C	10 Andrew BURKE	Honda -	5	10:36.416	51.636	5.444	83.97	2:04.373	3
24	17	C	11 Luke ZUCHOWSKI	Suzuki -	5	10:36.537	51.757	0.121	83.95	2:04.512	3
25	46	C	12 Simon GATES	Yamaha - No Talentino Rossi	5	10:44.845	1:00.065	8.308	82.87	2:05.852	2
26	63	C	13 Keith HATTON	BMW - L.K.J. Contracts	5	10:46.404	1:01.624	1.559	82.67	2:06.349	3
27	43	C	14 Julian ENTICKNAP	Suzuki - AssessTech Ltd	5	10:47.637	1:02.857	1.233	82.51	2:06.581	3
28	692		14 David MURPHY	Ducati - The Colour Copier Company	5	11:19.540	1:34.760	31.903	78.64	2:13.757	3
29	85	C	15 John DAVIS	Yamaha -	5	11:21.706	1:36.926	2.166	78.39	2:13.685	4

NOT CLASSIFIED

DNF	55	C	Michael COPLEY	Suzuki - spindle grind	3	6:59.931	2 Laps	2 Laps	76.35	2:16.435	3
-----	----	---	----------------	------------------------	---	----------	--------	--------	-------	----------	---

FASTEST LAP

21			Peter BAKER	Kawasaki -	4	1:55.481			92.55 mph	148.94 kph
92	C		Mark SYKES	Kawasaki -	5	1:56.665			91.61 mph	147.43 kph

* No 83 - 10 second jump start penalty
 Class - 90% of Race Speed = 82.24 mph
 Class C - 90% of Race Speed = 80.57 mph

Snetterton 300
 Circuit Length = 2.9689 miles
 Start: 12:52 Flag 13:02 End: 13:04

Weather / Track : Cloudy / Dry

These results are provisional until the conclusion of any judicial and technical matters.

Clerk Of Course :	Timekeeper :
-------------------	--------------

Results can be found at www.tsl-timing.com

Printed - 13:04 Sunday, 26 April 2015



BMCRC - MRO Championships 2015 - Rnd 2 @ Snetterton 300

MRO Powerbikes inc Clubman 1000

RACE 8 - LAP CHART

LAP 1 @ 12:54:30.662			LAP 2 @ 12:56:26.266			LAP 3 @ 12:58:21.884			LAP 4 @ 13:00:17.365			LAP 5 @ 13:02:13.395		
NO	BEHIND	LAP TIME	NO	BEHIND	LAP TIME	NO	BEHIND	LAP TIME	NO	BEHIND	LAP TIME	NO	BEHIND	LAP TIME
21		2:02.047	21		1:55.604	21		1:55.618	21		1:55.481	21		1:56.030
20	0.083	2:02.130	20	0.413	1:55.934	20	0.406	1:55.611	20	0.581	1:55.656	20	0.209	1:55.658
171	1.435	2:03.482	171	4.184	1:58.353	54	6.930	1:58.108	54	8.339	1:56.890	54	9.458	1:57.149
3	1.905	2:03.952	54	4.440	1:58.047	171	7.218	1:58.652	171	9.222	1:57.485	3	10.950	1:57.505
54	1.997	2:04.044	3	4.567	1:58.266	3	7.412	1:58.463	3	9.475	1:57.544	171	11.079	1:57.887
92	2.673	2:04.720	92	4.609	1:57.540	47	8.230	1:58.858	47	11.334	1:58.585	92	12.071	1:56.665
47	2.702	2:04.749	47	4.990	1:57.892	141	8.782	1:58.467	92	11.436	1:57.939	47	15.026	1:59.722
141	3.031	2:05.078	141	5.933	1:58.506	92	8.978	1:59.987	141	12.794	1:59.493	141	18.927	2:02.163
76	4.784	2:06.831	110	9.437	1:59.897	110	14.152	2:00.333	110	20.315	2:01.644	31	27.270	2:00.202
110	5.144	2:07.191	76	10.086	2:00.906	76	14.928	2:00.460	76	20.425	2:00.978	110	27.325	2:03.040
83	6.544	2:08.591	83	12.337	2:01.397	38	18.311	2:01.365	31	23.098	2:00.173	76	27.600	2:03.205
38	6.982	2:09.029	38	12.564	2:01.186	31	18.406	2:01.264	38	24.058	2:01.228	38	28.409	2:00.381
8	7.359	2:09.406	31	12.760	1:59.988	83	18.674	2:01.955	83	24.322	2:01.129	83	29.065	2:00.773
58	7.495	2:09.542	8	13.120	2:01.365	8	19.086	2:01.584	58	25.488	2:01.157	58	29.168	1:59.710
31	8.376	2:10.423	58	13.480	2:01.589	58	19.812	2:01.950	15	25.816	2:01.375	15	30.088	2:00.302
15	8.744	2:10.791	15	14.226	2:01.086	15	19.922	2:01.314	8	26.069	2:02.464	8	30.774	2:00.735
37	8.880	2:10.927	37	14.674	2:01.398	37	20.216	2:01.160	37	26.130	2:01.395	37	31.169	2:01.069
59	10.316	2:12.363	59	18.482	2:03.770	59	25.469	2:02.605	59	32.209	2:02.221	59	38.424	2:02.245
57	11.009	2:13.056	57	19.598	2:04.193	24	28.205	2:03.924	24	36.048	2:03.324	24	43.258	2:03.240
88	11.487	2:13.534	88	19.720	2:03.837	57	28.593	2:04.613	57	37.020	2:03.908	163	44.826	2:03.628
24	12.686	2:14.733	24	19.899	2:02.817	88	28.707	2:04.605	163	37.228	2:03.652	57	44.903	2:03.913
163	12.881	2:14.928	163	21.157	2:03.880	163	29.057	2:03.518	88	37.744	2:04.518	88	46.192	2:04.478
74	13.455	2:15.502	74	22.682	2:04.831	74	31.437	2:04.373	74	41.588	2:05.632	74	51.636	2:06.078
17	13.990	2:16.037	17	23.918	2:05.532	17	32.812	2:04.512	17	42.486	2:05.155	17	51.757	2:05.301
46	14.303	2:16.350	46	24.551	2:05.852	46	36.153	2:07.220	46	47.796	2:07.124	46	1:00.065	2:08.299
63	16.133	2:18.180	63	27.791	2:07.262	63	38.522	2:06.349	63	50.397	2:07.356	63	1:01.624	2:07.257
43	16.562	2:18.609	43	28.216	2:07.258	43	39.179	2:06.581	43	51.025	2:07.327	43	1:02.857	2:07.862
85	20.719	2:22.766	692	39.978	2:14.615	692	58.117	2:13.757	692	1:16.533	2:13.897	692	1:34.760	2:14.257
692	20.967	2:23.014	85	40.026	2:14.911	85	59.587	2:15.179	85	1:17.791	2:13.685	85	1:36.926	2:15.165
55	24.551	2:26.598	55	45.845	2:16.898	55	1:06.662	2:16.435						

Weather / Track : Cloudy / Dry

Snetterton 300

Circuit Length = 2.9689 miles

Start: 12:52 Flag 13:02 End: 13:04

Results can be found at www.tsl-timing.com

Printed - 13:05 Sunday, 26 April 2015

BMCRC - MRO Championships 2015 - Rnd 2 @ Snetterton 300

MRO Powerbikes inc Clubman 1000

RACE 8 - SECTOR ANALYSIS

SECTOR 1 = FL to I1, SECTOR 2 = I1 to I2, SECTOR 3 = I2 to FL, DIFF = Difference To Personal Best Lap

P1 21 Peter BAKER		Kawasaki -				
IDEAL LAP TIME : 1:55.470		BEST LAP TIME : 1:55.481		DIFFERENCE : 0.011		
LAP	SECTOR 1	SECTOR 2	LAP TIME	MPH	DIFF	TIME OF DAY
1 -		39.198	2:02.047	87.57	6.566	12:54:30.662
2 -	1:16.865	38.739	1:55.604 (2)	92.45	0.123	12:56:26.266
3 -	1:16.892	38.726	1:55.618 (3)	92.44	0.137	12:58:21.884
4 -	1:16.744	38.737	1:55.481 (1)	92.55		13:00:17.365
5 -	1:17.239	38.791	1:56.030	92.11	0.549	13:02:13.395

P2 20 Daniel COOPER		Honda -				
IDEAL LAP TIME : 1:55.439		BEST LAP TIME : 1:55.611		DIFFERENCE : 0.172		
LAP	SECTOR 1	SECTOR 2	LAP TIME	MPH	DIFF	TIME OF DAY
1 -		39.291	2:02.130	87.51	6.519	12:54:30.745
2 -	1:17.288	38.646	1:55.934	92.19	0.323	12:56:26.679
3 -	1:16.824	38.787	1:55.611 (1)	92.44		12:58:22.290
4 -	1:17.041	38.615	1:55.656 (2)	92.41	0.045	13:00:17.946
5 -	1:16.856	38.802	1:55.658 (3)	92.41	0.047	13:02:13.604

P3 54 Steve HENEGHAN		Yamaha - ReactiveParts.com				
IDEAL LAP TIME : 1:56.539		BEST LAP TIME : 1:56.890		DIFFERENCE : 0.351		
LAP	SECTOR 1	SECTOR 2	LAP TIME	MPH	DIFF	TIME OF DAY
1 -		39.092	2:04.044	86.16	7.154	12:54:32.659
2 -	1:17.957	40.090	1:58.047 (3)	90.54	1.157	12:56:30.706
3 -	1:18.570	39.538	1:58.108	90.49	1.218	12:58:28.814
4 -	1:17.814	39.076	1:56.890 (1)	91.43		13:00:25.704
5 -	1:18.424	38.725	1:57.149 (2)	91.23	0.259	13:02:22.853

P4 3 Colin PARKER		Kawasaki - Global Robots				
IDEAL LAP TIME : 1:56.934		BEST LAP TIME : 1:57.505		DIFFERENCE : 0.571		
LAP	SECTOR 1	SECTOR 2	LAP TIME	MPH	DIFF	TIME OF DAY
1 -		39.303	2:03.952	86.22	6.447	12:54:32.567
2 -	1:17.907	40.359	1:58.266 (3)	90.37	0.761	12:56:30.833
3 -	1:18.685	39.778	1:58.463	90.22	0.958	12:58:29.296
4 -	1:18.517	39.027	1:57.544 (2)	90.92	0.039	13:00:26.840
5 -	1:18.204	39.301	1:57.505 (1)	90.95		13:02:24.345

P5 171 John BUTLER		Kawasaki - Butler-Hills Ltd				
IDEAL LAP TIME : 1:57.159		BEST LAP TIME : 1:57.485		DIFFERENCE : 0.326		
LAP	SECTOR 1	SECTOR 2	LAP TIME	MPH	DIFF	TIME OF DAY
1 -		39.525	2:03.482	86.55	5.997	12:54:32.097
2 -	1:18.335	40.018	1:58.353 (3)	90.30	0.868	12:56:30.450
3 -	1:18.693	39.959	1:58.652	90.07	1.167	12:58:29.102
4 -	1:18.531	38.954	1:57.485 (1)	90.97		13:00:26.587
5 -	1:18.205	39.682	1:57.887 (2)	90.66	0.402	13:02:24.474

P6 92 C Mark SYKES		Kawasaki -				
IDEAL LAP TIME : 1:56.665		BEST LAP TIME : 1:56.665		DIFFERENCE : 0.000		
LAP	SECTOR 1	SECTOR 2	LAP TIME	MPH	DIFF	TIME OF DAY
1 -		39.755	2:04.720	85.69	8.055	12:54:33.335
2 -	1:18.073	39.467	1:57.540 (2)	90.93	0.875	12:56:30.875
3 -	1:19.760	40.227	1:59.987	89.07	3.322	12:58:30.862
4 -	1:18.895	39.044	1:57.939 (3)	90.62	1.274	13:00:28.801
5 -	1:17.905	38.760	1:56.665 (1)	91.61		13:02:25.466

P7 47 Daryl DANCE		BMW - 2 brothers scaffolding/Dad				
IDEAL LAP TIME : 1:57.892		BEST LAP TIME : 1:57.892		DIFFERENCE : 0.000		
LAP	SECTOR 1	SECTOR 2	LAP TIME	MPH	DIFF	TIME OF DAY

Weather / Track : Cloudy / Dry

Snetterton 300
Circuit Length = 2.9689 miles
Start: 12:52 Flag 13:02 End: 13:04

BMCRC - MRO Championships 2015 - Rnd 2 @ Snetterton 300

MRO Powerbikes inc Clubman 1000

RACE 8 - SECTOR ANALYSIS

SECTOR 1 = FL to I1, SECTOR 2 = I1 to I2, SECTOR 3 = I2 to FL, DIFF = Difference To Personal Best Lap

1 -		39.238		2:04.749	85.67	6.857	12:54:33.364
2 -	1:18.964	38.928		1:57.892 (1)	90.65		12:56:31.256
3 -	1:19.282	39.576		1:58.858 (3)	89.92	0.966	12:58:30.114
4 -	1:19.058	39.527		1:58.585 (2)	90.13	0.693	13:00:28.699
5 -	1:20.021	39.701		1:59.722	89.27	1.830	13:02:28.421

P8 141 C	Ramone DURRANI	Kawasaki -
IDEAL LAP TIME : 1:58.040	BEST LAP TIME : 1:58.467	DIFFERENCE : 0.427

LAP	SECTOR 1	SECTOR 2	LAP TIME	MPH	DIFF	TIME OF DAY
1 -		39.207	2:05.078	85.45	6.611	12:54:33.693
2 -	1:18.986	39.520	1:58.506 (2)	90.19	0.039	12:56:32.199
3 -	1:18.833	39.634	1:58.467 (1)	90.21		12:58:30.666
4 -	1:19.026	40.467	1:59.493 (3)	89.44	1.026	13:00:30.159
5 -	1:20.496	41.667	2:02.163	87.49	3.696	13:02:32.322

P9 31 C	Jack CROUCHER	Kawasaki - co-Tron
IDEAL LAP TIME : 1:58.917	BEST LAP TIME : 1:59.988	DIFFERENCE : 1.071

LAP	SECTOR 1	SECTOR 2	LAP TIME	MPH	DIFF	TIME OF DAY
1 -		40.814	2:10.423	81.94	10.435	12:54:39.038
2 -	1:20.135	39.853	1:59.988 (1)	89.07		12:56:39.026
3 -	1:20.480	40.784	2:01.264	88.13	1.276	12:58:40.290
4 -	1:19.819	40.354	2:00.173 (2)	88.93	0.185	13:00:40.463
5 -	1:19.064	41.138	2:00.202 (3)	88.91	0.214	13:02:40.665

P10 110	Stephen MURPHY	Kawasaki -
IDEAL LAP TIME : 1:59.865	BEST LAP TIME : 1:59.897	DIFFERENCE : 0.032

LAP	SECTOR 1	SECTOR 2	LAP TIME	MPH	DIFF	TIME OF DAY
1 -		40.272	2:07.191	84.03	7.294	12:54:35.806
2 -	1:19.593	40.304	1:59.897 (1)	89.14		12:56:35.703
3 -	1:19.937	40.396	2:00.333 (2)	88.82	0.436	12:58:36.036
4 -	1:20.576	41.068	2:01.644 (3)	87.86	1.747	13:00:37.680
5 -	1:21.599	41.441	2:03.040	86.86	3.143	13:02:40.720

P11 76	Jason BYARD	Suzuki - May Construction
IDEAL LAP TIME : 2:00.211	BEST LAP TIME : 2:00.460	DIFFERENCE : 0.249

LAP	SECTOR 1	SECTOR 2	LAP TIME	MPH	DIFF	TIME OF DAY
1 -		40.285	2:06.831	84.27	6.371	12:54:35.446
2 -	1:20.645	40.261	2:00.906 (2)	88.39	0.446	12:56:36.352
3 -	1:20.315	40.145	2:00.460 (1)	88.72		12:58:36.812
4 -	1:20.066	40.912	2:00.978 (3)	88.34	0.518	13:00:37.790
5 -	1:21.831	41.374	2:03.205	86.75	2.745	13:02:40.995

P12 38	David HEWSON	Aprilia - Obsession Engineering Limited
IDEAL LAP TIME : 2:00.381	BEST LAP TIME : 2:00.381	DIFFERENCE : 0.000

LAP	SECTOR 1	SECTOR 2	LAP TIME	MPH	DIFF	TIME OF DAY
1 -		40.658	2:09.029	82.83	8.648	12:54:37.644
2 -	1:20.815	40.371	2:01.186 (2)	88.19	0.805	12:56:38.830
3 -	1:20.695	40.670	2:01.365	88.06	0.984	12:58:40.195
4 -	1:20.895	40.333	2:01.228 (3)	88.16	0.847	13:00:41.423
5 -	1:20.094	40.287	2:00.381 (1)	88.78		13:02:41.804

P13 58	Jamie LOVEDAY	Kawasaki - Insignia signs
IDEAL LAP TIME : 1:59.710	BEST LAP TIME : 1:59.710	DIFFERENCE : 0.000

LAP	SECTOR 1	SECTOR 2	LAP TIME	MPH	DIFF	TIME OF DAY
1 -		40.242	2:09.542	82.50	9.832	12:54:38.157
2 -	1:20.997	40.592	2:01.589 (3)	87.90	1.879	12:56:39.746
3 -	1:21.308	40.642	2:01.950	87.64	2.240	12:58:41.696
4 -	1:20.410	40.747	2:01.157 (2)	88.21	1.447	13:00:42.853

Weather / Track : Cloudy / Dry

Snetterton 300
Circuit Length = 2.9689 miles
Start: 12:52 Flag 13:02 End: 13:04

BMCRC - MRO Championships 2015 - Rnd 2 @ Snetterton 300

MRO Powerbikes inc Clubman 1000

RACE 8 - SECTOR ANALYSIS

SECTOR 1 = FL to I1, SECTOR 2 = I1 to I2, SECTOR 3 = I2 to FL, DIFF = Difference To Personal Best Lap

5 - 1:19.641 40.069 1:59.710 (1) 89.28 13:02:42.563

P14 15 Jon WAGHORN		Ducati -				
IDEAL LAP TIME : 2:00.302		BEST LAP TIME : 2:00.302		DIFFERENCE : 0.000		
LAP	SECTOR 1	SECTOR 2	LAP TIME	MPH	DIFF	TIME OF DAY
1 -		40.611	2:10.791	81.71	10.489	12:54:39.406
2 -	1:20.705	40.381	2:01.086 (2)	88.26	0.784	12:56:40.492
3 -	1:20.817	40.497	2:01.314 (3)	88.10	1.012	12:58:41.806
4 -	1:20.668	40.707	2:01.375	88.05	1.073	13:00:43.181
5 -	1:20.237	40.065	2:00.302 (1)	88.84		13:02:43.483

P15 8 C John COUGHLAN		Aprilia - BIKERSWORLD				
IDEAL LAP TIME : 2:00.637		BEST LAP TIME : 2:00.735		DIFFERENCE : 0.098		
LAP	SECTOR 1	SECTOR 2	LAP TIME	MPH	DIFF	TIME OF DAY
1 -		40.435	2:09.406	82.59	8.671	12:54:38.021
2 -	1:20.964	40.401	2:01.365 (2)	88.06	0.630	12:56:39.386
3 -	1:21.390	40.194	2:01.584 (3)	87.90	0.849	12:58:40.970
4 -	1:21.804	40.660	2:02.464	87.27	1.729	13:00:43.434
5 -	1:20.443	40.292	2:00.735 (1)	88.52		13:02:44.169

P16 37 C Aldo MORELLO		BMW -				
IDEAL LAP TIME : 2:00.846		BEST LAP TIME : 2:01.069		DIFFERENCE : 0.223		
LAP	SECTOR 1	SECTOR 2	LAP TIME	MPH	DIFF	TIME OF DAY
1 -		40.321	2:10.927	81.63	9.858	12:54:39.542
2 -	1:21.044	40.354	2:01.398	88.04	0.329	12:56:40.940
3 -	1:20.980	40.180	2:01.160 (2)	88.21	0.091	12:58:42.100
4 -	1:20.774	40.621	2:01.395 (3)	88.04	0.326	13:00:43.495
5 -	1:20.997	40.072	2:01.069 (1)	88.28		13:02:44.564

P17 59 C Will DALTON		Kawasaki -				
IDEAL LAP TIME : 2:01.648		BEST LAP TIME : 2:02.221		DIFFERENCE : 0.573		
LAP	SECTOR 1	SECTOR 2	LAP TIME	MPH	DIFF	TIME OF DAY
1 -		41.520	2:12.363	80.74	10.142	12:54:40.978
2 -	1:22.505	41.265	2:03.770	86.35	1.549	12:56:44.748
3 -	1:21.508	41.097	2:02.605 (3)	87.17	0.384	12:58:47.353
4 -	1:20.809	41.412	2:02.221 (1)	87.44		13:00:49.574
5 -	1:21.406	40.839	2:02.245 (2)	87.43	0.024	13:02:51.819

P18 83 Graham ENGLISH		BMW -				
IDEAL LAP TIME : 2:00.693		BEST LAP TIME : 2:00.773		DIFFERENCE : 0.080		
LAP	SECTOR 1	SECTOR 2	LAP TIME	MPH	DIFF	TIME OF DAY
1 -		40.590	2:08.591	83.11	7.818	12:54:37.206
2 -	1:20.720	40.677	2:01.397 (3)	88.04	0.624	12:56:38.603
3 -	1:21.434	40.521	2:01.955	87.63	1.182	12:58:40.558
4 -	1:20.827	40.302	2:01.129 (2)	88.23	0.356	13:00:41.687
5 -	1:20.391	40.382	2:00.773 (1)	88.49		13:02:42.460

P19 24 C Alan SMITH		Kawasaki - Mervyn Lambert Plant / Orwells Mcs				
IDEAL LAP TIME : 2:02.563		BEST LAP TIME : 2:02.817		DIFFERENCE : 0.254		
LAP	SECTOR 1	SECTOR 2	LAP TIME	MPH	DIFF	TIME OF DAY
1 -		41.535	2:14.733	79.32	11.916	12:54:43.348
2 -	1:21.361	41.456	2:02.817 (1)	87.02		12:56:46.165
3 -	1:22.339	41.585	2:03.924	86.24	1.107	12:58:50.089
4 -	1:22.021	41.303	2:03.324 (3)	86.66	0.507	13:00:53.413
5 -	1:22.038	41.202	2:03.240 (2)	86.72	0.423	13:02:56.653

Weather / Track : Cloudy / Dry

Snetterton 300
Circuit Length = 2.9689 miles
Start: 12:52 Flag 13:02 End: 13:04

BMCRC - MRO Championships 2015 - Rnd 2 @ Snetterton 300

MRO Powerbikes inc Clubman 1000

RACE 8 - SECTOR ANALYSIS

SECTOR 1 = FL to I1, SECTOR 2 = I1 to I2, SECTOR 3 = I2 to FL, DIFF = Difference To Personal Best Lap

P20 163 James WHITE		Kawasaki - Team Afterdark/Skilcom				
IDEAL LAP TIME : 2:03.201		BEST LAP TIME : 2:03.518				
		DIFFERENCE : 0.317				
LAP	SECTOR 1	SECTOR 2	LAP TIME	MPH	DIFF	TIME OF DAY
1 -		42.289	2:14.928	79.21	11.410	12:54:43.543
2 -	1:22.672	41.208	2:03.880	86.27	0.362	12:56:47.423
3 -	1:22.018	41.500	2:03.518 (1)	86.53		12:58:50.941
4 -	1:22.387	41.265	2:03.652 (3)	86.43	0.134	13:00:54.593
5 -	1:22.445	41.183	2:03.628 (2)	86.45	0.110	13:02:58.221

P21 57 C David MILLS		Kawasaki - Area Fifty One Racing				
IDEAL LAP TIME : 2:03.536		BEST LAP TIME : 2:03.908				
		DIFFERENCE : 0.372				
LAP	SECTOR 1	SECTOR 2	LAP TIME	MPH	DIFF	TIME OF DAY
1 -		42.211	2:13.056	80.32	9.148	12:54:41.671
2 -	1:22.608	41.585	2:04.193 (3)	86.06	0.285	12:56:45.864
3 -	1:23.144	41.469	2:04.613	85.77	0.705	12:58:50.477
4 -	1:22.330	41.578	2:03.908 (1)	86.25		13:00:54.385
5 -	1:22.707	41.206	2:03.913 (2)	86.25	0.005	13:02:58.298

P22 88 C Adam FOSTER		BMW -				
IDEAL LAP TIME : 2:03.430		BEST LAP TIME : 2:03.837				
		DIFFERENCE : 0.407				
LAP	SECTOR 1	SECTOR 2	LAP TIME	MPH	DIFF	TIME OF DAY
1 -		41.595	2:13.534	80.04	9.697	12:54:42.149
2 -	1:22.427	41.410	2:03.837 (1)	86.30		12:56:45.986
3 -	1:22.555	42.050	2:04.605	85.77	0.768	12:58:50.591
4 -	1:23.515	41.003	2:04.518 (3)	85.83	0.681	13:00:55.109
5 -	1:23.047	41.431	2:04.478 (2)	85.86	0.641	13:02:59.587

P23 74 C Andrew BURKE		Honda -				
IDEAL LAP TIME : 2:04.373		BEST LAP TIME : 2:04.373				
		DIFFERENCE : 0.000				
LAP	SECTOR 1	SECTOR 2	LAP TIME	MPH	DIFF	TIME OF DAY
1 -		42.196	2:15.502	78.87	11.129	12:54:44.117
2 -	1:22.653	42.178	2:04.831 (2)	85.62	0.458	12:56:48.948
3 -	1:22.631	41.742	2:04.373 (1)	85.93		12:58:53.321
4 -	1:23.627	42.005	2:05.632 (3)	85.07	1.259	13:00:58.953
5 -	1:24.005	42.073	2:06.078	84.77	1.705	13:03:05.031

P24 17 C Luke ZUCHOWSKI		Suzuki -				
IDEAL LAP TIME : 2:04.512		BEST LAP TIME : 2:04.512				
		DIFFERENCE : 0.000				
LAP	SECTOR 1	SECTOR 2	LAP TIME	MPH	DIFF	TIME OF DAY
1 -		42.954	2:16.037	78.56	11.525	12:54:44.652
2 -	1:23.395	42.137	2:05.532	85.14	1.020	12:56:50.184
3 -	1:22.993	41.519	2:04.512 (1)	85.83		12:58:54.696
4 -	1:23.622	41.533	2:05.155 (2)	85.39	0.643	13:00:59.851
5 -	1:23.174	42.127	2:05.301 (3)	85.29	0.789	13:03:05.152

P25 46 C Simon GATES		Yamaha - No Talentino Rossi				
IDEAL LAP TIME : 2:05.852		BEST LAP TIME : 2:05.852				
		DIFFERENCE : 0.000				
LAP	SECTOR 1	SECTOR 2	LAP TIME	MPH	DIFF	TIME OF DAY
1 -		42.396	2:16.350	78.38	10.498	12:54:44.965
2 -	1:23.787	42.065	2:05.852 (1)	84.92		12:56:50.817
3 -	1:25.030	42.190	2:07.220 (3)	84.01	1.368	12:58:58.037
4 -	1:24.879	42.245	2:07.124 (2)	84.07	1.272	13:01:05.161
5 -	1:25.278	43.021	2:08.299	83.30	2.447	13:03:13.460

P26 63 C Keith HATTON		BMW - L.K.J. Contracts				
IDEAL LAP TIME : 2:06.349		BEST LAP TIME : 2:06.349				
		DIFFERENCE : 0.000				
LAP	SECTOR 1	SECTOR 2	LAP TIME	MPH	DIFF	TIME OF DAY

Weather / Track : Cloudy / Dry

Snetterton 300
Circuit Length = 2.9689 miles
Start: 12:52 Flag 13:02 End: 13:04

BMCRC - MRO Championships 2015 - Rnd 2 @ Snetterton 300

MRO Powerbikes inc Clubman 1000

RACE 8 - SECTOR ANALYSIS

SECTOR 1 = FL to I1, SECTOR 2 = I1 to I2, SECTOR 3 = I2 to FL, DIFF = Difference To Personal Best Lap

1 -		42.600	2:18.180	77.34	11.831	12:54:46.795
2 -	1:24.834	42.428	2:07.262 (3)	83.98	0.913	12:56:54.057
3 -	1:23.924	42.425	2:06.349 (1)	84.59		12:59:00.406
4 -	1:24.864	42.492	2:07.356	83.92	1.007	13:01:07.762
5 -	1:24.642	42.615	2:07.257 (2)	83.98	0.908	13:03:15.019

P27 43 C	Julian ENTICKNAP	Suzuki - AssessTech Ltd
IDEAL LAP TIME : 2:06.581	BEST LAP TIME : 2:06.581	DIFFERENCE : 0.000

LAP	SECTOR 1	SECTOR 2	LAP TIME	MPH	DIFF	TIME OF DAY
1 -		42.805	2:18.609	77.10	12.028	12:54:47.224
2 -	1:24.745	42.513	2:07.258 (2)	83.98	0.677	12:56:54.482
3 -	1:24.225	42.356	2:06.581 (1)	84.43		12:59:01.063
4 -	1:24.829	42.498	2:07.327 (3)	83.94	0.746	13:01:08.390
5 -	1:25.134	42.728	2:07.862	83.59	1.281	13:03:16.252

P28 692	David MURPHY	Ducati - The Colour Copier Company
IDEAL LAP TIME : 2:13.563	BEST LAP TIME : 2:13.757	DIFFERENCE : 0.194

LAP	SECTOR 1	SECTOR 2	LAP TIME	MPH	DIFF	TIME OF DAY
1 -		44.570	2:23.014	74.73	9.257	12:54:51.629
2 -	1:29.670	44.945	2:14.615	79.39	0.858	12:57:06.244
3 -	1:29.330	44.427	2:13.757 (1)	79.90		12:59:20.001
4 -	1:29.136	44.761	2:13.897 (2)	79.82	0.140	13:01:33.898
5 -	1:29.499	44.758	2:14.257 (3)	79.60	0.500	13:03:48.155

P29 85 C	John DAVIS	Yamaha -
IDEAL LAP TIME : 2:13.666	BEST LAP TIME : 2:13.685	DIFFERENCE : 0.019

LAP	SECTOR 1	SECTOR 2	LAP TIME	MPH	DIFF	TIME OF DAY
1 -		45.076	2:22.766	74.86	9.081	12:54:51.381
2 -	1:29.011	45.900	2:14.911 (2)	79.22	1.226	12:57:06.292
3 -	1:29.738	45.441	2:15.179	79.06	1.494	12:59:21.471
4 -	1:29.030	44.655	2:13.685 (1)	79.94		13:01:35.156
5 -	1:29.056	46.109	2:15.165 (3)	79.07	1.480	13:03:50.321

P30 55 C	Michael COPLEY	Suzuki - spindle grind
IDEAL LAP TIME : 2:16.045	BEST LAP TIME : 2:16.435	DIFFERENCE : 0.390

LAP	SECTOR 1	SECTOR 2	LAP TIME	MPH	DIFF	TIME OF DAY
1 -		45.828	2:26.598 (3)	72.90	10.163	12:54:55.213
2 -	1:31.220	45.678	2:16.898 (2)	78.07	0.463	12:57:12.111
3 -	1:30.367	46.068	2:16.435 (1)	78.33		12:59:28.546

BMCRC - MRO Championships 2015 - Rnd 2 @ Snetterton 300

MRO Powerbikes inc Clubman 1000

RACE 8 - BEST SECTORS

		SECTOR 1		SECTOR 2		IDEAL / BEST COMPARISON						
POS	NO	NAME	TIME	NO	NAME	TIME	POS	NO	NAME	IDEAL	BEST	DIFF
									PERFECT LAP	1:55.359		
1	21	BAKER	1:16.744	20	COOPER	38.615	1	20	COOPER	1:55.439	1:55.611	0.172
2	20	COOPER	1:16.824	54	HENEGHAN	38.725	2	21	BAKER	1:55.470	1:55.481	0.011
3	54	HENEGHAN	1:17.814	21	BAKER	38.726	3	54	HENEGHAN	1:56.539	1:56.890	0.351
4	92	SYKES	1:17.905	92	SYKES	38.760	4	92	SYKES	1:56.665	1:56.665	0.000
5	3	PARKER	1:17.907	47	DANCE	38.928	5	3	PARKER	1:56.934	1:57.505	0.571
6	171	BUTLER	1:18.205	171	BUTLER	38.954	6	171	BUTLER	1:57.159	1:57.485	0.326
7	141	DURRANI	1:18.833	3	PARKER	39.027	7	47	DANCE	1:57.892	1:57.892	0.000
8	47	DANCE	1:18.964	141	DURRANI	39.207	8	141	DURRANI	1:58.040	1:58.467	0.427
9	31	CROUCHER	1:19.064	31	CROUCHER	39.853	9	31	CROUCHER	1:58.917	1:59.988	1.071
10	110	MURPHY	1:19.593	15	WAGHORN	40.065	10	58	LOVEDAY	1:59.710	1:59.710	0.000
11	58	LOVEDAY	1:19.641	58	LOVEDAY	40.069	11	110	MURPHY	1:59.865	1:59.897	0.032
12	76	BYARD	1:20.066	37	MORELLO	40.072	12	76	BYARD	2:00.211	2:00.460	0.249
13	38	HEWSON	1:20.094	76	BYARD	40.145	13	15	WAGHORN	2:00.302	2:00.302	0.000
14	15	WAGHORN	1:20.237	8	COUGHLAN	40.194	14	38	HEWSON	2:00.381	2:00.381	0.000
15	83	ENGLISH	1:20.391	110	MURPHY	40.272	15	8	COUGHLAN	2:00.637	2:00.735	0.098
16	8	COUGHLAN	1:20.443	38	HEWSON	40.287	16	83	ENGLISH	2:00.693	2:00.773	0.080
17	37	MORELLO	1:20.774	83	ENGLISH	40.302	17	37	MORELLO	2:00.846	2:01.069	0.223
18	59	DALTON	1:20.809	59	DALTON	40.839	18	59	DALTON	2:01.648	2:02.221	0.573
19	24	SMITH	1:21.361	88	FOSTER	41.003	19	24	SMITH	2:02.563	2:02.817	0.254
20	163	WHITE	1:22.018	163	WHITE	41.183	20	163	WHITE	2:03.201	2:03.518	0.317
21	57	MILLS	1:22.330	24	SMITH	41.202	21	88	FOSTER	2:03.430	2:03.837	0.407
22	88	FOSTER	1:22.427	57	MILLS	41.206	22	57	MILLS	2:03.536	2:03.908	0.372
23	74	BURKE	1:22.631	17	ZUCHOWSKI	41.519	23	74	BURKE	2:04.373	2:04.373	0.000
24	17	ZUCHOWSKI	1:22.993	74	BURKE	41.742	24	17	ZUCHOWSKI	2:04.512	2:04.512	0.000
25	46	GATES	1:23.787	46	GATES	42.065	25	46	GATES	2:05.852	2:05.852	0.000
26	63	HATTON	1:23.924	43	ENTICKNAP	42.356	26	63	HATTON	2:06.349	2:06.349	0.000
27	43	ENTICKNAP	1:24.225	63	HATTON	42.425	27	43	ENTICKNAP	2:06.581	2:06.581	0.000
28	85	DAVIS	1:29.011	692	MURPHY	44.427	28	692	MURPHY	2:13.563	2:13.757	0.194
29	692	MURPHY	1:29.136	85	DAVIS	44.655	29	85	DAVIS	2:13.666	2:13.685	0.019
30	55	COPLEY	1:30.367	55	COPLEY	45.678	30	55	COPLEY	2:16.045	2:16.435	0.390

Weather / Track : Cloudy / Dry

Results can be found at www.tsl-timing.com

Snetterton 300

Circuit Length = 2.9689 miles

Start: 12:52 Flag 13:02 End: 13:04

Printed - 13:05 Sunday, 26 April 2015

BMCRC - MRO Championships 2015 - Rnd 2 @ Snetterton 300

MRO Powerbikes inc Clubman 1000

RACE 19 - GRID (5 Laps)



ROW 11	33	23	Mark FINCHAM	32	42	Alan WOOD	31	48	Christos BOUZOUKIS
ROW 10	30	55	Michael COPLEY	29	692	David MURPHY	28	85	John DAVIS
ROW 9	27	43	Julian ENTICKNAP	26	63	Keith HATTON	25	46	Simon GATES
ROW 8	24	17	Luke ZUCHOWSKI	23	74	Andrew BURKE	22	57	David MILLS
ROW 7	21	88	Adam FOSTER	20	163	James WHITE	19	24	Alan SMITH
ROW 6	18	59	Will DALTON	17	37	Aldo MORELLO	16	83	Graham ENGLISH
ROW 5	15	8	John COUGHLAN	14	76	Jason BYARD	13	38	David HEWSON
ROW 4	12	15	Jon WAGHORN	11	31	Jack CROUCHER	10	110	Stephen MURPHY
ROW 3	9	58	Jamie LOVEDAY	8	141	Ramone DURRANI	7	47	Daryl DANCE
ROW 2	6	3	Colin PARKER	5	171	John BUTLER	4	54	Steve HENEGHAN
ROW 1	3	92	Mark SYKES	2	20	Daniel COOPER	1	21	Peter BAKER
									Pole

Snetterton 300
Circuit Length = 2.9689 miles

These results are provisional until the conclusion of any judicial and technical matters.

Clerk Of Course :	Timekeeper :
-------------------	--------------

Results can be found at www.tsl-timing.com

Printed - 13:07 Sunday, 26 April 2015



BMCRC - MRO Championships 2015 - Rnd 2 @ Snetterton 300

MRO Powerbikes inc Clubman 1000

RACE 19 - CLASSIFICATION



POS	NO	CL	PIC NAME	ENTRY	LAPS	TIME	GAP	DIFF	MPH	BEST	ON
1	21		1 Peter BAKER	Kawasaki -	5	9:42.625			91.72	1:54.679	3
2	20		2 Daniel COOPER	Honda -	5	9:42.801	0.176	0.176	91.69	1:54.886	3
3	171		3 John BUTLER	Kawasaki - Butler-Hills Ltd	5	9:49.010	6.385	6.209	90.72	1:56.131	4
4	3		4 Colin PARKER	Kawasaki - Global Robots	5	10:01.531	18.906	12.521	88.84	1:58.164	4
5	31	C	1 Jack CROUCHER	Kawasaki - co-Tron	5	10:01.876	19.251	0.345	88.78	1:57.760	2
6	141	C	2 Ramone DURRANI	Kawasaki -	5	10:02.469	19.844	0.593	88.70	1:58.836	5
7	47		5 Daryl DANCE	BMW - 2 brothers scaffolding/Dad	5	10:02.492	19.867	0.023	88.69	1:58.232	5
8	110		6 Stephen MURPHY	Kawasaki -	5	10:03.481	20.856	0.989	88.55	1:58.789	5
9	76		7 Jason BYARD	Suzuki - May Construction	5	10:03.526	20.901	0.045	88.54	1:58.352	2
10	38		8 David HEWSON	Aprilia - Obsession Engineering Limited	5	10:13.579	30.954	10.053	87.09	2:00.657	5
11	58		9 Jamie LOVEDAY	Kawasaki - Insignia signs	5	10:13.749	31.124	0.170	87.07	1:59.774	3
12	163		10 James WHITE	Kawasaki - Team Afterdark/Skilcom	5	10:15.764	33.139	2.015	86.78	2:00.645	4
13	15		11 Jon WAGHORN	Ducati -	5	10:15.863	33.238	0.099	86.77	2:00.016	5
14	8	C	3 John COUGHLAN	Aprilia - BIKERSWORLD	5	10:19.483	36.858	3.620	86.26	2:01.897	3
15	37	C	4 Aldo MORELLO	BMW -	5	10:19.584	36.959	0.101	86.25	2:00.590	3
16	24	C	5 Alan SMITH	Kawasaki - Mervyn Lambert Plant / Orwells Mcs	5	10:27.531	44.906	7.947	85.15	2:03.246	5
17	57	C	6 David MILLS	Kawasaki - Area Fifty One Racing	5	10:28.088	45.463	0.557	85.08	2:03.452	5
18	59	C	7 Will DALTON	Kawasaki -	5	10:32.409	49.784	4.321	84.50	2:02.104	5
19	17	C	8 Luke ZUCHOWSKI	Suzuki -	5	10:36.033	53.408	3.624	84.02	2:03.370	4
20	46	C	9 Simon GATES	Yamaha - No Talentino Rossi	5	10:42.057	59.432	6.024	83.23	2:05.823	4
21	43	C	10 Julian ENTICKNAP	Suzuki - AssessTech Ltd	5	10:42.667	1:00.042	0.610	83.15	2:05.317	2
22	63	C	11 Keith HATTON	BMW - L.K.J. Contracts	5	10:49.700	1:07.075	7.033	82.25	2:07.236	5
23	692		12 David MURPHY	Ducati - The Colour Copier Company	5	11:01.974	1:19.349	12.274	80.72	2:10.175	3
24	85	C	12 John DAVIS	Yamaha -	5	11:10.694	1:28.069	8.720	79.67	2:11.366	3
25	55	C	13 Michael COPLEY	Suzuki - spindle grind	4	9:45.968	1 Lap	1 Lap	72.96	2:23.774	2

NOT CLASSIFIED

DNF	74	C	Andrew BURKE	Honda -	3	6:29.432	2 Laps	1 Lap	82.33	2:06.823	2
DNF	92	C	Mark SYKES	Kawasaki -	0						

FASTEST LAP

	21		Peter BAKER	Kawasaki -	3	1:54.679			93.19 mph	149.99 kph	
	31	C	Jack CROUCHER	Kawasaki - co-Tron	2	1:57.760			90.76 mph	146.06 kph	

Class - 90% of Race Speed = 82.54 mph
 Class C - 90% of Race Speed = 79.90 mph

Snetterton 300
 Circuit Length = 2.9689 miles
 Start: 16:45 Flag 16:54 End: 16:56

Weather / Track : Cloudy / Dry
 These results are provisional until the conclusion of any judicial and technical matters.

Clerk Of Course :	Timekeeper :
-------------------	--------------

Results can be found at www.tsl-timing.com

Printed - 16:56 Sunday, 26 April 2015



BMCRC - MRO Championships 2015 - Rnd 2 @ Snetterton 300

MRO Powerbikes inc Clubman 1000

RACE 19 - LAP CHART

LAP 1 @ 16:47:18.994			LAP 2 @ 16:49:14.687			LAP 3 @ 16:51:09.573			LAP 4 @ 16:53:04.921			LAP 5 @ 16:55:00.172		
NO	BEHIND	LAP TIME	NO	BEHIND	LAP TIME	NO	BEHIND	LAP TIME	NO	BEHIND	LAP TIME	NO	BEHIND	LAP TIME
20		2:01.447	20		1:55.693	20		1:54.886	20		1:55.348	21		1:55.073
21	0.069	2:01.516	21	0.331	1:55.955	21	0.124	1:54.679	21	0.178	1:55.402	20	0.176	1:55.427
171	2.302	2:03.749	171	2.849	1:56.240	171	4.341	1:56.378	171	5.124	1:56.131	55	1 Lap	2:28.445
3	3.453	2:04.900	3	7.993	2:00.233	141	12.411	1:59.261	3	15.547	1:58.164	171	6.385	1:56.512
141	3.683	2:05.130	141	8.036	2:00.046	3	12.731	1:59.624	141	16.259	1:59.196	3	18.906	1:58.610
47	3.853	2:05.300	47	8.404	2:00.244	47	12.859	1:59.341	31	16.455	1:57.986	31	19.251	1:58.047
110	5.697	2:07.144	110	9.404	1:59.400	110	13.788	1:59.270	47	16.886	1:59.375	141	19.844	1:58.836
76	6.904	2:08.351	76	9.563	1:58.352	31	13.817	1:58.975	110	17.318	1:58.878	47	19.867	1:58.232
31	7.661	2:09.108	31	9.728	1:57.760	76	14.264	1:59.587	76	17.328	1:58.412	110	20.856	1:58.789
38	7.683	2:09.130	38	13.569	2:01.579	38	20.169	2:01.486	38	25.548	2:00.727	76	20.901	1:58.824
15	8.532	2:09.979	58	15.698	2:02.131	58	20.586	1:59.774	58	25.695	2:00.457	38	30.954	2:00.657
163	8.943	2:10.390	163	15.961	2:02.711	163	22.079	2:01.004	163	27.376	2:00.645	58	31.124	2:00.680
58	9.260	2:10.707	8	16.094	2:02.289	8	23.105	2:01.897	15	28.473	2:00.211	163	33.139	2:01.014
8	9.498	2:10.945	15	17.212	2:04.373	37	23.308	2:00.590	8	30.152	2:02.395	15	33.238	2:00.016
37	9.978	2:11.425	37	17.604	2:03.319	15	23.610	2:01.284	37	30.456	2:02.496	8	36.858	2:01.957
57	10.506	2:11.953	24	19.350	2:03.473	24	28.351	2:03.887	24	36.911	2:03.908	37	36.959	2:01.754
24	11.570	2:13.017	57	19.956	2:05.143	57	28.703	2:03.633	57	37.262	2:03.907	24	44.906	2:03.246
46	13.383	2:14.830	74	24.846	2:06.823	59	35.616	2:04.900	59	42.931	2:02.663	57	45.463	2:03.452
74	13.716	2:15.163	46	24.888	2:07.198	17	37.205	2:05.293	17	45.227	2:03.370	59	49.784	2:02.104
43	15.839	2:17.286	43	25.463	2:05.317	74	37.406	2:07.446	46	48.056	2:05.823	17	53.408	2:03.432
63	16.744	2:18.191	59	25.602	2:04.427	46	37.581	2:07.579	43	48.785	2:06.321	46	59.432	2:06.627
59	16.868	2:18.315	17	26.798	2:04.484	43	37.812	2:07.235	63	55.090	2:07.374	43	1:00.042	2:06.508
17	18.007	2:19.454	63	30.211	2:09.160	63	43.064	2:07.739	692	1:04.213	2:10.422	63	1:07.075	2:07.236
692	18.879	2:20.326	692	33.850	2:10.664	692	49.139	2:10.175	85	1:10.150	2:13.326	692	1:19.349	2:10.387
85	19.151	2:20.598	85	35.692	2:12.234	85	52.172	2:11.366				85	1:28.069	2:13.170
55	27.850	2:29.297	55	55.931	2:23.774	55	1:25.497	2:24.452						

Weather / Track : Cloudy / Dry

Snetterton 300

Circuit Length = 2.9689 miles

Start: 16:45 Flag 16:54 End: 16:56

Results can be found at www.tsl-timing.com

Printed - 16:57 Sunday, 26 April 2015

BMCRC - MRO Championships 2015 - Rnd 2 @ Snetterton 300

MRO Powerbikes inc Clubman 1000

RACE 19 - SECTOR ANALYSIS

SECTOR 1 = FL to I1, SECTOR 2 = I1 to I2, SECTOR 3 = I2 to FL, DIFF = Difference To Personal Best Lap

P1 21 Peter BAKER		Kawasaki -				
IDEAL LAP TIME : 1:54.395		BEST LAP TIME : 1:54.679		DIFFERENCE : 0.284		
LAP	SECTOR 1	SECTOR 2	LAP TIME	MPH	DIFF	TIME OF DAY
1 -		39.273	2:01.516	87.95	6.837	16:47:19.063
2 -	1:17.160	38.795	1:55.955	92.17	1.276	16:49:15.018
3 -	1:16.552	38.127	1:54.679 (1)	93.19		16:51:09.697
4 -	1:16.639	38.763	1:55.402 (3)	92.61	0.723	16:53:05.099
5 -	1:16.268	38.805	1:55.073 (2)	92.88	0.394	16:55:00.172

P2 20 Daniel COOPER		Honda -				
IDEAL LAP TIME : 1:54.886		BEST LAP TIME : 1:54.886		DIFFERENCE : 0.000		
LAP	SECTOR 1	SECTOR 2	LAP TIME	MPH	DIFF	TIME OF DAY
1 -		39.326	2:01.447	88.00	6.561	16:47:18.994
2 -	1:16.917	38.776	1:55.693	92.38	0.807	16:49:14.687
3 -	1:16.261	38.625	1:54.886 (1)	93.03		16:51:09.573
4 -	1:16.646	38.702	1:55.348 (2)	92.65	0.462	16:53:04.921
5 -	1:16.435	38.992	1:55.427 (3)	92.59	0.541	16:55:00.348

P3 171 John BUTLER		Kawasaki - Butler-Hills Ltd				
IDEAL LAP TIME : 1:56.025		BEST LAP TIME : 1:56.131		DIFFERENCE : 0.106		
LAP	SECTOR 1	SECTOR 2	LAP TIME	MPH	DIFF	TIME OF DAY
1 -		39.094	2:03.749	86.36	7.618	16:47:21.296
2 -	1:17.323	38.917	1:56.240 (2)	91.94	0.109	16:49:17.536
3 -	1:17.362	39.016	1:56.378 (3)	91.83	0.247	16:51:13.914
4 -	1:17.108	39.023	1:56.131 (1)	92.03		16:53:10.045
5 -	1:17.328	39.184	1:56.512	91.73	0.381	16:55:06.557

P4 3 Colin PARKER		Kawasaki - Global Robots				
IDEAL LAP TIME : 1:58.043		BEST LAP TIME : 1:58.164		DIFFERENCE : 0.121		
LAP	SECTOR 1	SECTOR 2	LAP TIME	MPH	DIFF	TIME OF DAY
1 -		39.487	2:04.900	85.57	6.736	16:47:22.447
2 -	1:19.827	40.406	2:00.233	88.89	2.069	16:49:22.680
3 -	1:19.928	39.696	1:59.624 (3)	89.34	1.460	16:51:22.304
4 -	1:18.644	39.520	1:58.164 (1)	90.45		16:53:20.468
5 -	1:18.556	40.054	1:58.610 (2)	90.11	0.446	16:55:19.078

P5 31 C Jack CROUCHER		Kawasaki - co-Tron				
IDEAL LAP TIME : 1:56.780		BEST LAP TIME : 1:57.760		DIFFERENCE : 0.980		
LAP	SECTOR 1	SECTOR 2	LAP TIME	MPH	DIFF	TIME OF DAY
1 -		40.652	2:09.108	82.78	11.348	16:47:26.655
2 -	1:18.641	39.119	1:57.760 (1)	90.76		16:49:24.415
3 -	1:19.566	39.409	1:58.975	89.83	1.215	16:51:23.390
4 -	1:18.394	39.592	1:57.986 (2)	90.58	0.226	16:53:21.376
5 -	1:17.661	40.386	1:58.047 (3)	90.54	0.287	16:55:19.423

P6 141 C Ramone DURRANI		Kawasaki -				
IDEAL LAP TIME : 1:58.809		BEST LAP TIME : 1:58.836		DIFFERENCE : 0.027		
LAP	SECTOR 1	SECTOR 2	LAP TIME	MPH	DIFF	TIME OF DAY
1 -		39.522	2:05.130	85.41	6.294	16:47:22.677
2 -	1:19.594	40.452	2:00.046	89.03	1.210	16:49:22.723
3 -	1:19.607	39.654	1:59.261 (3)	89.61	0.425	16:51:21.984
4 -	1:19.420	39.776	1:59.196 (2)	89.66	0.360	16:53:21.180
5 -	1:19.287	39.549	1:58.836 (1)	89.93		16:55:20.016

P7 47 Daryl DANCE		BMW - 2 brothers scaffolding/Dad				
IDEAL LAP TIME : 1:58.232		BEST LAP TIME : 1:58.232		DIFFERENCE : 0.000		
LAP	SECTOR 1	SECTOR 2	LAP TIME	MPH	DIFF	TIME OF DAY

Weather / Track : Cloudy / Dry

Snetterton 300

Circuit Length = 2.9689 miles

Start: 16:45 Flag 16:54 End: 16:56

BMCRC - MRO Championships 2015 - Rnd 2 @ Snetterton 300

MRO Powerbikes inc Clubman 1000

RACE 19 - SECTOR ANALYSIS

SECTOR 1 = FL to I1, SECTOR 2 = I1 to I2, SECTOR 3 = I2 to FL, DIFF = Difference To Personal Best Lap

1 -		39.578		2:05.300	85.29	7.068	16:47:22.847
2 -	1:19.772	40.472		2:00.244	88.88	2.012	16:49:23.091
3 -	1:19.822	39.519		1:59.341 (2)	89.55	1.109	16:51:22.432
4 -	1:19.549	39.826		1:59.375 (3)	89.53	1.143	16:53:21.807
5 -	1:18.795	39.437		1:58.232 (1)	90.39		16:55:20.039

P8 110		Stephen MURPHY		Kawasaki -			
IDEAL LAP TIME : 1:58.470		BEST LAP TIME : 1:58.789		DIFFERENCE : 0.319			
LAP	SECTOR 1	SECTOR 2	LAP TIME	MPH	DIFF	TIME OF DAY	
1 -		40.249	2:07.144	84.06	8.355	16:47:24.691	
2 -	1:19.329	40.071	1:59.400	89.51	0.611	16:49:24.091	
3 -	1:19.602	39.668	1:59.270 (3)	89.61	0.481	16:51:23.361	
4 -	1:19.045	39.833	1:58.878 (2)	89.90	0.089	16:53:22.239	
5 -	1:18.802	39.987	1:58.789 (1)	89.97		16:55:21.028	

P9 76		Jason BYARD		Suzuki - May Construction			
IDEAL LAP TIME : 1:58.076		BEST LAP TIME : 1:58.352		DIFFERENCE : 0.276			
LAP	SECTOR 1	SECTOR 2	LAP TIME	MPH	DIFF	TIME OF DAY	
1 -		40.072	2:08.351	83.27	9.999	16:47:25.898	
2 -	1:18.607	39.745	1:58.352 (1)	90.30		16:49:24.250	
3 -	1:19.806	39.781	1:59.587	89.37	1.235	16:51:23.837	
4 -	1:18.943	39.469	1:58.412 (2)	90.26	0.060	16:53:22.249	
5 -	1:19.009	39.815	1:58.824 (3)	89.94	0.472	16:55:21.073	

P10 38		David HEWSON		Aprilia - Obsession Engineering Limited			
IDEAL LAP TIME : 2:00.657		BEST LAP TIME : 2:00.657		DIFFERENCE : 0.000			
LAP	SECTOR 1	SECTOR 2	LAP TIME	MPH	DIFF	TIME OF DAY	
1 -		41.075	2:09.130	82.76	8.473	16:47:26.677	
2 -	1:21.066	40.513	2:01.579	87.91	0.922	16:49:28.256	
3 -	1:21.275	40.211	2:01.486 (3)	87.97	0.829	16:51:29.742	
4 -	1:20.548	40.179	2:00.727 (2)	88.53	0.070	16:53:30.469	
5 -	1:20.525	40.132	2:00.657 (1)	88.58		16:55:31.126	

P11 58		Jamie LOVEDAY		Kawasaki - Insignia signs			
IDEAL LAP TIME : 1:59.774		BEST LAP TIME : 1:59.774		DIFFERENCE : 0.000			
LAP	SECTOR 1	SECTOR 2	LAP TIME	MPH	DIFF	TIME OF DAY	
1 -		41.075	2:10.707	81.77	10.933	16:47:28.254	
2 -	1:21.280	40.851	2:02.131	87.51	2.357	16:49:30.385	
3 -	1:19.773	40.001	1:59.774 (1)	89.23		16:51:30.159	
4 -	1:20.218	40.239	2:00.457 (2)	88.72	0.683	16:53:30.616	
5 -	1:20.417	40.263	2:00.680 (3)	88.56	0.906	16:55:31.296	

P12 163		James WHITE		Kawasaki - Team Afterdark/Skilcom			
IDEAL LAP TIME : 2:00.608		BEST LAP TIME : 2:00.645		DIFFERENCE : 0.037			
LAP	SECTOR 1	SECTOR 2	LAP TIME	MPH	DIFF	TIME OF DAY	
1 -		41.006	2:10.390	81.96	9.745	16:47:27.937	
2 -	1:21.263	41.448	2:02.711	87.09	2.066	16:49:30.648	
3 -	1:20.620	40.384	2:01.004 (2)	88.32	0.359	16:51:31.652	
4 -	1:20.224	40.421	2:00.645 (1)	88.59		16:53:32.297	
5 -	1:20.370	40.644	2:01.014 (3)	88.32	0.369	16:55:33.311	

P13 15		Jon WAGHORN		Ducati -			
IDEAL LAP TIME : 1:59.826		BEST LAP TIME : 2:00.016		DIFFERENCE : 0.190			
LAP	SECTOR 1	SECTOR 2	LAP TIME	MPH	DIFF	TIME OF DAY	
1 -		40.996	2:09.979	82.22	9.963	16:47:27.526	
2 -	1:23.876	40.497	2:04.373	85.93	4.357	16:49:31.899	
3 -	1:20.605	40.679	2:01.284 (3)	88.12	1.268	16:51:33.183	
4 -	1:20.212	39.999	2:00.211 (2)	88.91	0.195	16:53:33.394	

Weather / Track : Cloudy / Dry

Snetterton 300

Circuit Length = 2.9689 miles

Start: 16:45 Flag 16:54 End: 16:56

BMCRC - MRO Championships 2015 - Rnd 2 @ Snetterton 300

MRO Powerbikes inc Clubman 1000

RACE 19 - SECTOR ANALYSIS

SECTOR 1 = FL to I1, SECTOR 2 = I1 to I2, SECTOR 3 = I2 to FL, DIFF = Difference To Personal Best Lap

5 - 1:19.827

40.189

2:00.016 (1) 89.05

16:55:33.410

P14 8 C John COUGHLAN		Aprilia - BIKERSWORLD				
IDEAL LAP TIME : 2:01.770		BEST LAP TIME : 2:01.897		DIFFERENCE : 0.127		
LAP	SECTOR 1	SECTOR 2	LAP TIME	MPH	DIFF	TIME OF DAY
1 -		40.975	2:10.945	81.62	9.048	16:47:28.492
2 -	1:21.437	40.852	2:02.289 (3)	87.40	0.392	16:49:30.781
3 -	1:20.918	40.979	2:01.897 (1)	87.68		16:51:32.678
4 -	1:21.456	40.939	2:02.395	87.32	0.498	16:53:35.073
5 -	1:21.037	40.920	2:01.957 (2)	87.63	0.060	16:55:37.030

P15 37 C Aldo MORELLO		BMW -				
IDEAL LAP TIME : 2:00.590		BEST LAP TIME : 2:00.590		DIFFERENCE : 0.000		
LAP	SECTOR 1	SECTOR 2	LAP TIME	MPH	DIFF	TIME OF DAY
1 -		40.972	2:11.425	81.32	10.835	16:47:28.972
2 -	1:21.630	41.689	2:03.319	86.67	2.729	16:49:32.291
3 -	1:20.661	39.929	2:00.590 (1)	88.63		16:51:32.881
4 -	1:21.426	41.070	2:02.496 (3)	87.25	1.906	16:53:35.377
5 -	1:21.298	40.456	2:01.754 (2)	87.78	1.164	16:55:37.131

P16 24 C Alan SMITH		Kawasaki - Mervyn Lambert Plant / Orwells Mcs				
IDEAL LAP TIME : 2:03.091		BEST LAP TIME : 2:03.246		DIFFERENCE : 0.155		
LAP	SECTOR 1	SECTOR 2	LAP TIME	MPH	DIFF	TIME OF DAY
1 -		41.567	2:13.017	80.35	9.771	16:47:30.564
2 -	1:22.102	41.371	2:03.473 (2)	86.56	0.227	16:49:34.037
3 -	1:21.897	41.990	2:03.887 (3)	86.27	0.641	16:51:37.924
4 -	1:22.365	41.543	2:03.908	86.25	0.662	16:53:41.832
5 -	1:22.052	41.194	2:03.246 (1)	86.72		16:55:45.078

P17 57 C David MILLS		Kawasaki - Area Fifty One Racing				
IDEAL LAP TIME : 2:02.957		BEST LAP TIME : 2:03.452		DIFFERENCE : 0.495		
LAP	SECTOR 1	SECTOR 2	LAP TIME	MPH	DIFF	TIME OF DAY
1 -		40.966	2:11.953	80.99	8.501	16:47:29.500
2 -	1:23.192	41.951	2:05.143	85.40	1.691	16:49:34.643
3 -	1:22.309	41.324	2:03.633 (2)	86.45	0.181	16:51:38.276
4 -	1:22.488	41.419	2:03.907 (3)	86.25	0.455	16:53:42.183
5 -	1:21.991	41.461	2:03.452 (1)	86.57		16:55:45.635

P18 59 C Will DALTON		Kawasaki -				
IDEAL LAP TIME : 2:02.104		BEST LAP TIME : 2:02.104		DIFFERENCE : 0.000		
LAP	SECTOR 1	SECTOR 2	LAP TIME	MPH	DIFF	TIME OF DAY
1 -		42.388	2:18.315	77.27	16.211	16:47:35.862
2 -	1:22.941	41.486	2:04.427 (3)	85.89	2.323	16:49:40.289
3 -	1:23.478	41.422	2:04.900	85.57	2.796	16:51:45.189
4 -	1:21.272	41.391	2:02.663 (2)	87.13	0.559	16:53:47.852
5 -	1:20.907	41.197	2:02.104 (1)	87.53		16:55:49.956

P19 17 C Luke ZUCHOWSKI		Suzuki -				
IDEAL LAP TIME : 2:02.939		BEST LAP TIME : 2:03.370		DIFFERENCE : 0.431		
LAP	SECTOR 1	SECTOR 2	LAP TIME	MPH	DIFF	TIME OF DAY
1 -		43.309	2:19.454	76.64	16.084	16:47:37.001
2 -	1:23.249	41.235	2:04.484 (3)	85.85	1.114	16:49:41.485
3 -	1:23.418	41.875	2:05.293	85.30	1.923	16:51:46.778
4 -	1:21.704	41.666	2:03.370 (1)	86.63		16:53:50.148
5 -	1:22.079	41.353	2:03.432 (2)	86.59	0.062	16:55:53.580

Weather / Track : Cloudy / Dry

Snetterton 300

Circuit Length = 2.9689 miles

Start: 16:45 Flag 16:54 End: 16:56

BMCRC - MRO Championships 2015 - Rnd 2 @ Snetterton 300

MRO Powerbikes inc Clubman 1000

RACE 19 - SECTOR ANALYSIS

SECTOR 1 = FL to I1, SECTOR 2 = I1 to I2, SECTOR 3 = I2 to FL, DIFF = Difference To Personal Best Lap

P20 46 C Simon GATES		Yamaha - No Talentino Rossi				
IDEAL LAP TIME : 2:05.823		BEST LAP TIME : 2:05.823		DIFFERENCE : 0.000		
LAP	SECTOR 1	SECTOR 2	LAP TIME	MPH	DIFF	TIME OF DAY
1 -		42.241	2:14.830	79.27	9.007	16:47:32.377
2 -	1:24.750	42.448	2:07.198 (3)	84.02	1.375	16:49:39.575
3 -	1:24.902	42.677	2:07.579	83.77	1.756	16:51:47.154
4 -	1:23.832	41.991	2:05.823 (1)	84.94		16:53:52.977
5 -	1:24.134	42.493	2:06.627 (2)	84.40	0.804	16:55:59.604

P21 43 C Julian ENTICKNAP		Suzuki - AssessTech Ltd				
IDEAL LAP TIME : 2:05.135		BEST LAP TIME : 2:05.317		DIFFERENCE : 0.182		
LAP	SECTOR 1	SECTOR 2	LAP TIME	MPH	DIFF	TIME OF DAY
1 -		41.781	2:17.286	77.85	11.969	16:47:34.833
2 -	1:23.354	41.963	2:05.317 (1)	85.28		16:49:40.150
3 -	1:25.087	42.148	2:07.235	84.00	1.918	16:51:47.385
4 -	1:24.108	42.213	2:06.321 (2)	84.61	1.004	16:53:53.706
5 -	1:24.358	42.150	2:06.508 (3)	84.48	1.191	16:56:00.214

P22 63 C Keith HATTON		BMW - L.K.J. Contracts				
IDEAL LAP TIME : 2:05.953		BEST LAP TIME : 2:07.236		DIFFERENCE : 1.283		
LAP	SECTOR 1	SECTOR 2	LAP TIME	MPH	DIFF	TIME OF DAY
1 -		42.364	2:18.191	77.34	10.955	16:47:35.738
2 -	1:26.241	42.919	2:09.160	82.75	1.924	16:49:44.898
3 -	1:24.979	42.760	2:07.739 (3)	83.67	0.503	16:51:52.637
4 -	1:24.424	42.950	2:07.374 (2)	83.91	0.138	16:54:00.011
5 -	1:23.589	43.647	2:07.236 (1)	84.00		16:56:07.247

P23 692 David MURPHY		Ducati - The Colour Copier Company				
IDEAL LAP TIME : 2:10.041		BEST LAP TIME : 2:10.175		DIFFERENCE : 0.134		
LAP	SECTOR 1	SECTOR 2	LAP TIME	MPH	DIFF	TIME OF DAY
1 -		43.712	2:20.326	76.16	10.151	16:47:37.873
2 -	1:27.197	43.467	2:10.664	81.79	0.489	16:49:48.537
3 -	1:26.732	43.443	2:10.175 (1)	82.10		16:51:58.712
4 -	1:26.598	43.824	2:10.422 (3)	81.94	0.247	16:54:09.134
5 -	1:26.722	43.665	2:10.387 (2)	81.97	0.212	16:56:19.521

P24 85 C John DAVIS		Yamaha -				
IDEAL LAP TIME : 2:11.040		BEST LAP TIME : 2:11.366		DIFFERENCE : 0.326		
LAP	SECTOR 1	SECTOR 2	LAP TIME	MPH	DIFF	TIME OF DAY
1 -		44.687	2:20.598	76.01	9.232	16:47:38.145
2 -	1:28.366	43.868	2:12.234 (2)	80.82	0.868	16:49:50.379
3 -	1:27.172	44.194	2:11.366 (1)	81.36		16:52:01.745
4 -	1:28.193	45.133	2:13.326	80.16	1.960	16:54:15.071
5 -	1:28.050	45.120	2:13.170 (3)	80.25	1.804	16:56:28.241

P25 55 C Michael COPLEY		Suzuki - spindle grind				
IDEAL LAP TIME : 2:21.992		BEST LAP TIME : 2:23.774		DIFFERENCE : 1.782		
LAP	SECTOR 1	SECTOR 2	LAP TIME	MPH	DIFF	TIME OF DAY
1 -		47.351	2:29.297	71.58	5.523	16:47:46.844
2 -	1:34.641	49.133	2:23.774 (1)	74.33		16:50:10.618
3 -	1:35.930	48.522	2:24.452 (2)	73.99	0.678	16:52:35.070
4 -	1:37.973	50.472	2:28.445 (3)	72.00	4.671	16:55:03.515

P26 74 C Andrew BURKE		Honda -				
IDEAL LAP TIME : 2:05.832		BEST LAP TIME : 2:06.823		DIFFERENCE : 0.991		
LAP	SECTOR 1	SECTOR 2	LAP TIME	MPH	DIFF	TIME OF DAY
1 -		42.016	2:15.163 (3)	79.07	8.340	16:47:32.710

Weather / Track : Cloudy / Dry

Snetterton 300
Circuit Length = 2.9689 miles
Start: 16:45 Flag 16:54 End: 16:56

BMCRC - MRO Championships 2015 - Rnd 2 @ Snetterton 300

MRO Powerbikes inc Clubman 1000

RACE 19 - SECTOR ANALYSIS

SECTOR 1 = FL to I1, SECTOR 2 = I1 to I2, SECTOR 3 = I2 to FL, DIFF = Difference To Personal Best Lap

2 -	1:23.816	43.007	2:06.823 (1)	84.27		16:49:39.533
3 -	1:24.201	43.245	2:07.446 (2)	83.86	0.623	16:51:46.979

BMCRC - MRO Championships 2015 - Rnd 2 @ Snetterton 300

MRO Powerbikes inc Clubman 1000

RACE 19 - BEST SECTORS

SECTOR 1			SECTOR 2			IDEAL / BEST COMPARISON						
POS	NO	NAME	TIME	NO	NAME	TIME	POS	NO	NAME	IDEAL	BEST	DIFF
									PERFECT LAP	1:54.388		
1	20	COOPER	1:16.261	21	BAKER	38.127	1	21	BAKER	1:54.395	1:54.679	0.284
2	21	BAKER	1:16.268	20	COOPER	38.625	2	20	COOPER	1:54.886	1:54.886	0.000
3	171	BUTLER	1:17.108	171	BUTLER	38.917	3	171	BUTLER	1:56.025	1:56.131	0.106
4	31	CROUCHER	1:17.661	31	CROUCHER	39.119	4	31	CROUCHER	1:56.780	1:57.760	0.980
5	3	PARKER	1:18.556	47	DANCE	39.437	5	3	PARKER	1:58.043	1:58.164	0.121
6	76	BYARD	1:18.607	76	BYARD	39.469	6	76	BYARD	1:58.076	1:58.352	0.276
7	47	DANCE	1:18.795	3	PARKER	39.487	7	47	DANCE	1:58.232	1:58.232	0.000
8	110	MURPHY	1:18.802	141	DURRANI	39.522	8	110	MURPHY	1:58.470	1:58.789	0.319
9	141	DURRANI	1:19.287	110	MURPHY	39.668	9	141	DURRANI	1:58.809	1:58.836	0.027
10	58	LOVEDAY	1:19.773	37	MORELLO	39.929	10	58	LOVEDAY	1:59.774	1:59.774	0.000
11	15	WAGHORN	1:19.827	15	WAGHORN	39.999	11	15	WAGHORN	1:59.826	2:00.016	0.190
12	163	WHITE	1:20.224	58	LOVEDAY	40.001	12	37	MORELLO	2:00.590	2:00.590	0.000
13	38	HEWSON	1:20.525	38	HEWSON	40.132	13	163	WHITE	2:00.608	2:00.645	0.037
14	37	MORELLO	1:20.661	163	WHITE	40.384	14	38	HEWSON	2:00.657	2:00.657	0.000
15	59	DALTON	1:20.907	8	COUGHLAN	40.852	15	8	COUGHLAN	2:01.770	2:01.897	0.127
16	8	COUGHLAN	1:20.918	57	MILLS	40.966	16	59	DALTON	2:02.104	2:02.104	0.000
17	17	ZUCHOWSKI	1:21.704	24	SMITH	41.194	17	17	ZUCHOWSKI	2:02.939	2:03.370	0.431
18	24	SMITH	1:21.897	59	DALTON	41.197	18	57	MILLS	2:02.957	2:03.452	0.495
19	57	MILLS	1:21.991	17	ZUCHOWSKI	41.235	19	24	SMITH	2:03.091	2:03.246	0.155
20	43	ENTICKNAP	1:23.354	43	ENTICKNAP	41.781	20	43	ENTICKNAP	2:05.135	2:05.317	0.182
21	63	HATTON	1:23.589	46	GATES	41.991	21	46	GATES	2:05.823	2:05.823	0.000
22	74	BURKE	1:23.816	74	BURKE	42.016	22	74	BURKE	2:05.832	2:06.823	0.991
23	46	GATES	1:23.832	63	HATTON	42.364	23	63	HATTON	2:05.953	2:07.236	1.283
24	692	MURPHY	1:26.598	692	MURPHY	43.443	24	692	MURPHY	2:10.041	2:10.175	0.134
25	85	DAVIS	1:27.172	85	DAVIS	43.868	25	85	DAVIS	2:11.040	2:11.366	0.326
26	55	COPLEY	1:34.641	55	COPLEY	47.351	26	55	COPLEY	2:21.992	2:23.774	1.782
27												

Weather / Track : Cloudy / Dry

Results can be found at www.tsl-timing.com

Snetterton 300

Circuit Length = 2.9689 miles

Start: 16:45 Flag 16:54 End: 16:56

Printed - 16:57 Sunday, 26 April 2015



BMCRC Rookie 1000

Snetterton 300

25th & 26th April 2015



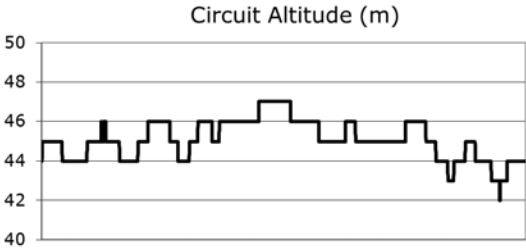
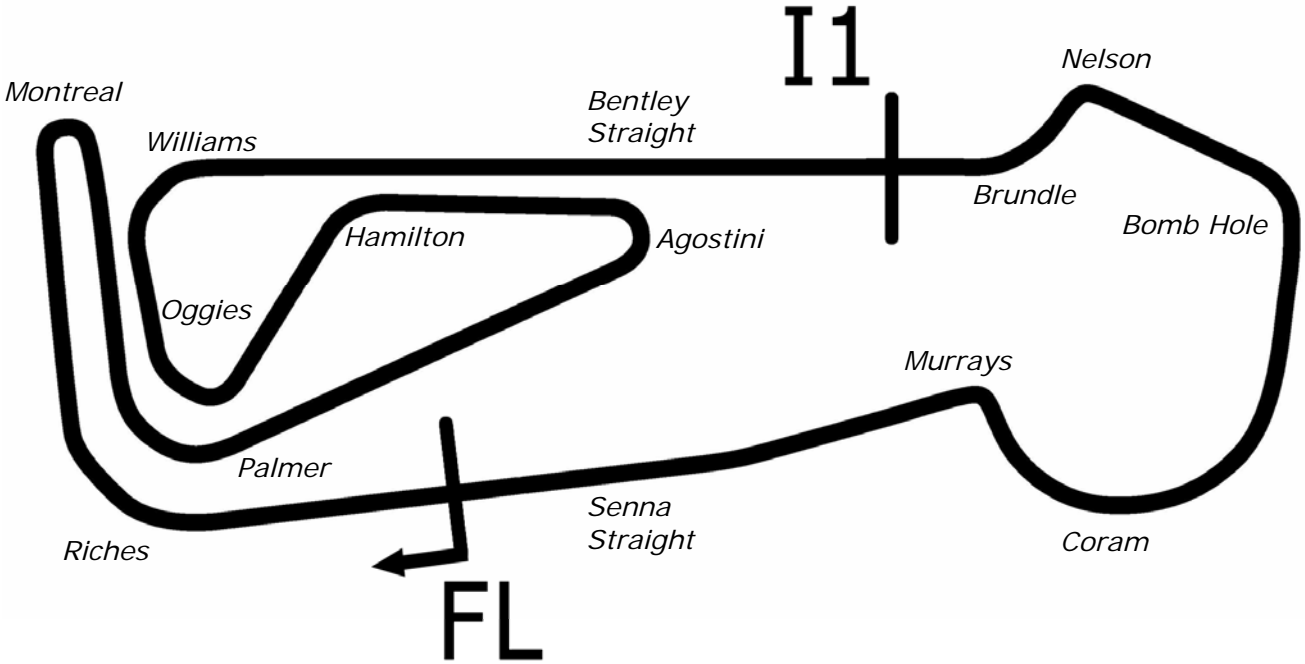
Results Provided by Timing Solutions Ltd
www.tsl-timing.com

Snetterton 300



SPORTS TIMING

TIMING SOLUTIONS LTD



Length	2.9689 miles	4778.0 m	
FL		52.46340 N	0.94476 E
I1	3198m	52.46617 N	0.94964 E
Pit Entry	4572m	52.46364 N	0.94774 E
Pit Exit	40m after FL	52.46338 N	0.94420 E
Pit Entry–Pit Exit 246m, 14.7s @60kph, 11.0s @80kph			

All results available at www.tsl-timing.com

BMCRC - MRO Championships 2015 - Rnd 2 @ Snetterton 300

BMCRC Rookie 1000

QUALIFYING - CLASSIFICATION



POS	NO	CL	PIC NAME	ENTRY	TIME	ON	LAPS	GAP	DIFF	MPH
1	82	1	Shane YOUNG	Yamaha -	2:32.414	4	4			70.12
2	78	2	Shane HERBERT	Kawasaki -	2:34.904	4	4	2.490	2.490	68.99
3	98	3	Antoni LOCH	Honda -	2:36.955	4	4	4.541	2.051	68.09
4	35	4	Tim CORNWALL	Suzuki - Impact prestige body work	2:37.004	4	4	4.590	0.049	68.07
5	9	5	Mark O'BRIEN	Ducati - obrienhifi.com	2:40.075	3	4	7.661	3.071	66.76
6	29	6	Aaron COADY	Kawasaki - Palmer Performance / Tyres4Bikes	2:40.099	4	4	7.685	0.024	66.75
7	26	7	Eiren LONGWILL	Honda -	2:40.819	4	4	8.405	0.720	66.46
8	79	8	Rodney HACLIN	Suzuki - www.manormews.co.uk	2:43.791	3	4	11.377	2.972	65.25
9	80	9	Mark DANGERFIELD	Honda -	2:46.270	4	4	13.856	2.479	64.28
10	49	10	David GROOME	Suzuki -	2:48.304	3	3	15.890	2.034	63.50
11	76	11	Kristian WHYBROW	Suzuki -	2:55.453	3	3	23.039	7.149	60.91
12	181	12	Mark WHITE	Yamaha -	2:55.602	4	4	23.188	0.149	60.86
13	171	13	Daniel GIBBS	Suzuki - Thomas Racing	2:56.719	2	2	24.305	1.117	60.48
14	15	14	Ben CATT	Suzuki -	2:58.925	2	2	26.511	2.206	59.73
15	72	15	Jim DAVIES	Yamaha - Necci Motorcycles Ltd	3:00.727	3	3	28.313	1.802	59.13
16	44	16	Kevan BARRATT	Kawasaki - LKJ Contracts	3:01.458	4	4	29.044	0.731	58.90
17	52	17	Lee BARRETT	Honda - LKJ contracts	3:13.001	2	2	40.587	11.543	55.37
18	25	18	Louis BARTLETT	Kawasaki -			2			
19	32	19	James CHORLTON	Honda - We fight any claim			0			

Weather / Track : Cloudy / Wet

These results are provisional until the conclusion of any judicial and technical matters.

Snetterton 300

Circuit Length = 2.9689 miles

Start: 09:29 Flag 09:39 End: 09:42

Clerk Of Course :

Timekeeper :

Results can be found at www.tsl-timing.com

Printed - 09:43 Saturday, 25 April 2015



BMCRC - MRO Championships 2015 - Rnd 2 @ Snetterton 300

BMCRC Rookie 600 & 1000

QUALIFYING - SECTOR ANALYSIS

SECTOR 1 = FL to I1, SECTOR 2 = I1 to I2, SECTOR 3 = I2 to FL, DIFF = Difference To Personal Best Lap

P1 6		Dominic PETTIT		Yamaha - Camclad Contractors		
IDEAL LAP TIME : 2:26.407		BEST LAP TIME : 2:28.326		DIFFERENCE : 1.919		
LAP	SECTOR 1	SECTOR 2	LAP TIME	MPH	DIFF	TIME OF DAY
1 -	1:54.508	56.188	2:50.696	62.61	22.370	09:32:28.691
2 -	1:43.507	51.634	2:35.141 (3)	68.89	6.815	09:35:03.832
3 -	1:39.119	49.207	2:28.326 (1)	72.05		09:37:32.158
4 -	1:37.200	53.458	2:30.658 (2)	70.94	2.332	09:40:02.816

P2 24		Callaghn EDSEER		Yamaha -		
IDEAL LAP TIME : 2:29.612		BEST LAP TIME : 2:29.612		DIFFERENCE : 0.000		
LAP	SECTOR 1	SECTOR 2	LAP TIME	MPH	DIFF	TIME OF DAY
1 -	1:53.164	52.167	2:45.331 (3)	64.64	15.719	09:32:27.766
2 -	1:43.603	51.651	2:35.254 (2)	68.84	5.642	09:35:03.020
3 -	1:39.742	49.870	2:29.612 (1)	71.43		09:37:32.632

P3 82		Shane YOUNG		Yamaha -		
IDEAL LAP TIME : 2:32.414		BEST LAP TIME : 2:32.414		DIFFERENCE : 0.000		
LAP	SECTOR 1	SECTOR 2	LAP TIME	MPH	DIFF	TIME OF DAY
1 -	2:09.240	55.588	3:04.828	57.82	32.414	09:33:19.486
2 -	1:52.120	54.012	2:46.132 (3)	64.33	13.718	09:36:05.618
3 -	1:46.901	53.221	2:40.122 (2)	66.74	7.708	09:38:45.740
4 -	1:41.583	50.831	2:32.414 (1)	70.12		09:41:18.154

P4 90		Benjamin COTGROVE		Triumph - NR Racing		
IDEAL LAP TIME : 2:33.701		BEST LAP TIME : 2:33.701		DIFFERENCE : 0.000		
LAP	SECTOR 1	SECTOR 2	LAP TIME	MPH	DIFF	TIME OF DAY
1 -	2:04.973	59.042	3:04.015	58.08	30.314	09:32:50.316
2 -	1:49.210	53.449	2:42.659 (3)	65.70	8.958	09:35:32.975
3 -	1:43.858	52.821	2:36.679 (2)	68.21	2.978	09:38:09.654
4 -	1:42.340	51.361	2:33.701 (1)	69.53		09:40:43.355

P5 78		Shane HERBERT		Kawasaki -		
IDEAL LAP TIME : 2:34.634		BEST LAP TIME : 2:34.904		DIFFERENCE : 0.270		
LAP	SECTOR 1	SECTOR 2	LAP TIME	MPH	DIFF	TIME OF DAY
1 -	2:09.006	58.881	3:07.887	56.88	32.983	09:32:56.892
2 -	1:52.303	53.187	2:45.490 (3)	64.58	10.586	09:35:42.382
3 -	1:44.767	52.160	2:36.927 (2)	68.10	2.023	09:38:19.309
4 -	1:42.474	52.430	2:34.904 (1)	68.99		09:40:54.213

P6 33		Steve CORNWALL		Triumph -		
IDEAL LAP TIME : 2:35.639		BEST LAP TIME : 2:35.639		DIFFERENCE : 0.000		
LAP	SECTOR 1	SECTOR 2	LAP TIME	MPH	DIFF	TIME OF DAY
1 -	2:02.605	56.600	2:59.205	59.64	23.566	09:33:21.785
2 -	1:51.563	53.681	2:45.244 (3)	64.68	9.605	09:36:07.029
3 -	1:46.981	52.178	2:39.159 (2)	67.15	3.520	09:38:46.188
4 -	1:44.146	51.493	2:35.639 (1)	68.67		09:41:21.827

P7 98		Antoni LOCH		Honda -		
IDEAL LAP TIME : 2:34.576		BEST LAP TIME : 2:36.955		DIFFERENCE : 2.379		
LAP	SECTOR 1	SECTOR 2	LAP TIME	MPH	DIFF	TIME OF DAY
1 -	1:58.728	54.259	2:52.987	61.78	16.032	09:32:38.670
2 -	1:44.773	52.887	2:37.660 (2)	67.79	0.705	09:35:16.330
3 -	1:44.335	54.841	2:39.176 (3)	67.14	2.221	09:37:55.506
4 -	1:41.689	55.266	2:36.955 (1)	68.09		09:40:32.461

Weather / Track : Cloudy / Wet

Snetterton 300
Circuit Length = 2.9689 miles
Start: 09:29 Flag 09:39 End: 09:42

BMCRC - MRO Championships 2015 - Rnd 2 @ Snetterton 300

BMCRC Rookie 600 & 1000

QUALIFYING - SECTOR ANALYSIS

SECTOR 1 = FL to I1, SECTOR 2 = I1 to I2, SECTOR 3 = I2 to FL, DIFF = Difference To Personal Best Lap

P8 35		Tim CORNWALL		Suzuki - Impact prestige body work			
IDEAL LAP TIME : 2:37.004		BEST LAP TIME : 2:37.004		DIFFERENCE : 0.000			
LAP	SECTOR 1	SECTOR 2	LAP TIME	MPH	DIFF	TIME OF DAY	
1 -	2:04.674	56.156	3:00.830	59.10	23.826	09:32:46.254	
2 -	1:49.022	53.827	2:42.849 (3)	65.63	5.845	09:35:29.103	
3 -	1:44.864	55.488	2:40.352 (2)	66.65	3.348	09:38:09.455	
4 -	1:44.308	52.696	2:37.004 (1)	68.07		09:40:46.459	

P9 83		Peter CUNNINGHAM		Triumph -			
IDEAL LAP TIME : 2:37.049		BEST LAP TIME : 2:38.229		DIFFERENCE : 1.180			
LAP	SECTOR 1	SECTOR 2	LAP TIME	MPH	DIFF	TIME OF DAY	
1 -	1:59.232	57.746	2:56.978	60.39	18.749	09:32:35.391	
2 -	1:49.580	53.950	2:43.530 (3)	65.35	5.301	09:35:18.921	
3 -	1:45.455	53.002	2:38.457 (2)	67.45	0.228	09:37:57.378	
4 -	1:44.047	54.182	2:38.229 (1)	67.54		09:40:35.607	

P10 77		Jamie TIBBLE		Honda -			
IDEAL LAP TIME : 2:38.569		BEST LAP TIME : 2:38.569		DIFFERENCE : 0.000			
LAP	SECTOR 1	SECTOR 2	LAP TIME	MPH	DIFF	TIME OF DAY	
1 -	2:07.599	1:01.871	3:09.470	56.41	30.901	09:32:54.770	
2 -	2:01.168	55.677	2:56.845 (3)	60.43	18.276	09:35:51.615	
3 -	1:47.842	54.272	2:42.114 (2)	65.92	3.545	09:38:33.729	
4 -	1:44.965	53.604	2:38.569 (1)	67.40		09:41:12.298	

P11 9		Mark O'BRIEN		Ducati - obrienhifi.com			
IDEAL LAP TIME : 2:38.282		BEST LAP TIME : 2:40.075		DIFFERENCE : 1.793			
LAP	SECTOR 1	SECTOR 2	LAP TIME	MPH	DIFF	TIME OF DAY	
1 -	2:15.519	57.821	3:13.340	55.28	33.265	09:33:30.756	
2 -	1:51.530	57.112	2:48.642 (3)	63.37	8.567	09:36:19.398	
3 -	1:43.535	56.540	2:40.075 (1)	66.76		09:38:59.473	
4 -	1:47.767	54.747	2:42.514 (2)	65.76	2.439	09:41:41.987	

P12 29		Aaron COADY		Kawasaki - Palmer Performance / Tyres4Bikes			
IDEAL LAP TIME : 2:40.099		BEST LAP TIME : 2:40.099		DIFFERENCE : 0.000			
LAP	SECTOR 1	SECTOR 2	LAP TIME	MPH	DIFF	TIME OF DAY	
1 -	1:56.128	57.361	2:53.489	61.60	13.390	09:32:29.666	
2 -	1:47.570	56.293	2:43.863 (3)	65.22	3.764	09:35:13.529	
3 -	1:46.623	54.667	2:41.290 (2)	66.26	1.191	09:37:54.819	
4 -	1:46.093	54.006	2:40.099 (1)	66.75		09:40:34.918	

P13 164		Barry CHAMBERLAIN		Suzuki - Goldline Maintenance Services			
IDEAL LAP TIME : 2:40.124		BEST LAP TIME : 2:40.124		DIFFERENCE : 0.000			
LAP	SECTOR 1	SECTOR 2	LAP TIME	MPH	DIFF	TIME OF DAY	
1 -	1:54.892	58.722	2:53.614	61.56	13.490	09:32:34.873	
2 -	1:49.231	54.593	2:43.824 (3)	65.24	3.700	09:35:18.697	
3 -	1:45.979	54.479	2:40.458 (2)	66.60	0.334	09:37:59.155	
4 -	1:45.755	54.369	2:40.124 (1)	66.74		09:40:39.279	

P14 26		Eiren LONGWILL		Honda -			
IDEAL LAP TIME : 2:40.819		BEST LAP TIME : 2:40.819		DIFFERENCE : 0.000			
LAP	SECTOR 1	SECTOR 2	LAP TIME	MPH	DIFF	TIME OF DAY	
1 -	2:07.568	1:04.772	3:12.340	55.56	31.521	09:32:54.077	
2 -	1:57.729	56.477	2:54.206 (3)	61.35	13.387	09:35:48.283	
3 -	1:48.011	54.713	2:42.724 (2)	65.68	1.905	09:38:31.007	
4 -	1:47.098	53.721	2:40.819 (1)	66.46		09:41:11.826	

Weather / Track : Cloudy / Wet

Snetterton 300

Circuit Length = 2.9689 miles

Start: 09:29 Flag 09:39 End: 09:42

BMCRC - MRO Championships 2015 - Rnd 2 @ Snetterton 300

BMCRC Rookie 600 & 1000

QUALIFYING - SECTOR ANALYSIS

SECTOR 1 = FL to I1, SECTOR 2 = I1 to I2, SECTOR 3 = I2 to FL, DIFF = Difference To Personal Best Lap

P15 99		Lloyd COLLINS		Honda - Warren Drives		
IDEAL LAP TIME : 2:41.809		BEST LAP TIME : 2:41.809		DIFFERENCE : 0.000		
LAP	SECTOR 1	SECTOR 2	LAP TIME	MPH	DIFF	TIME OF DAY
1 -	2:17.866	1:10.026	3:27.892	51.41	46.083	09:33:19.113
2 -	2:01.107	59.636	3:00.743 (3)	59.13	18.934	09:36:19.856
3 -	1:46.272	55.537	2:41.809 (1)	66.05		09:39:01.665
4 -	1:50.317	55.868	2:46.185 (2)	64.31	4.376	09:41:47.850

P16 79		Rodney HACLIN		Suzuki - www.manormews.co.uk		
IDEAL LAP TIME : 2:41.933		BEST LAP TIME : 2:43.791		DIFFERENCE : 1.858		
LAP	SECTOR 1	SECTOR 2	LAP TIME	MPH	DIFF	TIME OF DAY
1 -	1:55.746	1:00.007	2:55.753	60.81	11.962	09:32:35.331
2 -	1:54.306	55.976	2:50.282 (3)	62.76	6.491	09:35:25.613
3 -	1:47.778	56.013	2:43.791 (1)	65.25		09:38:09.404
4 -	1:50.031	54.155	2:44.186 (2)	65.09	0.395	09:40:53.590

P17 18		Jacques HESSE		Kawazaki -		
IDEAL LAP TIME : 2:45.810		BEST LAP TIME : 2:45.943		DIFFERENCE : 0.133		
LAP	SECTOR 1	SECTOR 2	LAP TIME	MPH	DIFF	TIME OF DAY
1 -	1:58.243	57.869	2:56.112	60.68	10.169	09:32:32.899
2 -	1:52.820	57.125	2:49.945 (3)	62.89	4.002	09:35:22.844
3 -	1:50.058	56.008	2:46.066 (2)	64.36	0.123	09:38:08.910
4 -	1:50.191	55.752	2:45.943 (1)	64.40		09:40:54.853

P18 80		Mark DANGERFIELD		Honda -		
IDEAL LAP TIME : 2:46.270		BEST LAP TIME : 2:46.270		DIFFERENCE : 0.000		
LAP	SECTOR 1	SECTOR 2	LAP TIME	MPH	DIFF	TIME OF DAY
1 -	2:13.360	1:03.024	3:16.384	54.42	30.114	09:33:09.781
2 -	1:59.342	57.688	2:57.030 (3)	60.37	10.760	09:36:06.811
3 -	1:51.830	58.154	2:49.984 (2)	62.87	3.714	09:38:56.795
4 -	1:50.450	55.820	2:46.270 (1)	64.28		09:41:43.065

P19 58		Jay MATTHEWS		Yamaha -		
IDEAL LAP TIME : 2:47.280		BEST LAP TIME : 2:47.280		DIFFERENCE : 0.000		
LAP	SECTOR 1	SECTOR 2	LAP TIME	MPH	DIFF	TIME OF DAY
1 -	1:51.934	55.346	2:47.280 (1)	63.89		09:32:32.918

P20 30		Duncan GROVE		Yamaha -		
IDEAL LAP TIME : 2:47.218		BEST LAP TIME : 2:47.559		DIFFERENCE : 0.341		
LAP	SECTOR 1	SECTOR 2	LAP TIME	MPH	DIFF	TIME OF DAY
1 -	2:00.907	1:00.612	3:01.519	58.88	13.960	09:33:13.876
2 -	1:53.608	57.922	2:51.530 (3)	62.31	3.971	09:36:05.406
3 -	1:53.139	57.907	2:51.046 (2)	62.48	3.487	09:38:56.452
4 -	1:49.311	58.248	2:47.559 (1)	63.78		09:41:44.011

P21 49		David GROOME		Suzuki -		
IDEAL LAP TIME : 2:48.304		BEST LAP TIME : 2:48.304		DIFFERENCE : 0.000		
LAP	SECTOR 1	SECTOR 2	LAP TIME	MPH	DIFF	TIME OF DAY
1 -	2:07.255	1:00.768	3:08.023 (3)	56.84	19.719	09:32:55.482
2 -	2:01.288	58.722	3:00.010 (2)	59.37	11.706	09:35:55.492
3 -	1:50.903	57.401	2:48.304 (1)	63.50		09:38:43.796

P22 118		Nathan DONEY		Yamaha -		
IDEAL LAP TIME : 2:48.352		BEST LAP TIME : 2:48.352		DIFFERENCE : 0.000		
LAP	SECTOR 1	SECTOR 2	LAP TIME	MPH	DIFF	TIME OF DAY

Weather / Track : Cloudy / Wet

Snetterton 300
Circuit Length = 2.9689 miles
Start: 09:29 Flag 09:39 End: 09:42

BMCRC - MRO Championships 2015 - Rnd 2 @ Snetterton 300

BMCRC Rookie 600 & 1000

QUALIFYING - SECTOR ANALYSIS

SECTOR 1 = FL to I1, SECTOR 2 = I1 to I2, SECTOR 3 = I2 to FL, DIFF = Difference To Personal Best Lap

1 -	2:06.742	59.222	3:05.964 (3)	57.47	17.612	09:33:31.546
2 -	1:54.796	58.534	2:53.330 (2)	61.66	4.978	09:36:24.876
3 -	1:50.590	57.762	2:48.352 (1)	63.48		09:39:13.228

P23 45	Steve HALL	Yamaha - Ace Rider Training				
IDEAL LAP TIME : 2:47.875	BEST LAP TIME : 2:48.413	DIFFERENCE : 0.538				
LAP	SECTOR 1	SECTOR 2	LAP TIME	MPH	DIFF	TIME OF DAY
1 -	2:01.477	59.737	3:01.214	58.98	12.801	09:33:14.553
2 -	1:56.886	56.551	2:53.437 (3)	61.62	5.024	09:36:07.990
3 -	1:51.927	1:00.028	2:51.955 (2)	62.15	3.542	09:38:59.945
4 -	1:52.465	55.948	2:48.413 (1)	63.46		09:41:48.358

P24 11	Josh HARVEY	Yamaha - NR Racing				
IDEAL LAP TIME : 2:50.027	BEST LAP TIME : 2:50.027	DIFFERENCE : 0.000				
LAP	SECTOR 1	SECTOR 2	LAP TIME	MPH	DIFF	TIME OF DAY
1 -	2:13.549	1:02.098	3:15.647 (3)	54.62	25.620	09:33:29.166
2 -	1:56.938	1:01.199	2:58.137 (2)	59.99	8.110	09:36:27.303
3 -	1:51.334	58.693	2:50.027 (1)	62.86		09:39:17.330

P25 3	Loris KING	Yamaha - RK Racing, gamingkeys.co				
IDEAL LAP TIME : 2:50.809	BEST LAP TIME : 2:50.809	DIFFERENCE : 0.000				
LAP	SECTOR 1	SECTOR 2	LAP TIME	MPH	DIFF	TIME OF DAY
1 -	2:11.414	1:00.313	3:11.727	55.74	20.918	09:33:02.714
2 -	2:00.283	57.936	2:58.219 (2)	59.97	7.410	09:36:00.933
3 -	1:59.200	59.232	2:58.432 (3)	59.90	7.623	09:38:59.365
4 -	1:55.090	55.719	2:50.809 (1)	62.57		09:41:50.174

P26 51	Andrew DURANT	Honda -				
IDEAL LAP TIME : 2:51.337	BEST LAP TIME : 2:51.560	DIFFERENCE : 0.223				
LAP	SECTOR 1	SECTOR 2	LAP TIME	MPH	DIFF	TIME OF DAY
1 -	2:20.988	1:03.357	3:24.345 (3)	52.30	32.785	09:33:12.092
2 -	2:02.754	58.325	3:01.079 (2)	59.02	9.519	09:36:13.171
3 -	1:53.012	58.548	2:51.560 (1)	62.29		09:39:04.731

P27 149	Callum HAMMETT	Yamaha -				
IDEAL LAP TIME : 2:55.346	BEST LAP TIME : 2:55.346	DIFFERENCE : 0.000				
LAP	SECTOR 1	SECTOR 2	LAP TIME	MPH	DIFF	TIME OF DAY
1 -	2:10.503	1:00.642	3:11.145 (3)	55.91	15.799	09:33:22.974
2 -	1:59.245	1:04.958	3:04.203 (2)	58.02	8.857	09:36:27.177
3 -	1:55.962	59.384	2:55.346 (1)	60.95		09:39:22.523

P28 76	Kristian WHYBROW	Suzuki -				
IDEAL LAP TIME : 2:55.453	BEST LAP TIME : 2:55.453	DIFFERENCE : 0.000				
LAP	SECTOR 1	SECTOR 2	LAP TIME	MPH	DIFF	TIME OF DAY
1 -	2:14.006	1:02.914	3:16.920 (3)	54.27	21.467	09:33:09.395
2 -	2:06.264	59.644	3:05.908 (2)	57.49	10.455	09:36:15.303
3 -	1:57.216	58.237	2:55.453 (1)	60.91		09:39:10.756

P29 181	Mark WHITE	Yamaha -				
IDEAL LAP TIME : 2:55.602	BEST LAP TIME : 2:55.602	DIFFERENCE : 0.000				
LAP	SECTOR 1	SECTOR 2	LAP TIME	MPH	DIFF	TIME OF DAY
1 -	2:07.828	1:02.370	3:10.198	56.19	14.596	09:32:54.567
2 -	2:04.400	1:00.569	3:04.969 (3)	57.78	9.367	09:35:59.536
3 -	1:59.362	1:02.184	3:01.546 (2)	58.87	5.944	09:39:01.082
4 -	1:58.645	56.957	2:55.602 (1)	60.86		09:41:56.684

Weather / Track : Cloudy / Wet

Snetterton 300

Circuit Length = 2.9689 miles

Start: 09:29 Flag 09:39 End: 09:42

BMCRC - MRO Championships 2015 - Rnd 2 @ Snetterton 300

BMCRC Rookie 600 & 1000

QUALIFYING - SECTOR ANALYSIS

SECTOR 1 = FL to I1, SECTOR 2 = I1 to I2, SECTOR 3 = I2 to FL, DIFF = Difference To Personal Best Lap

P30	80	Matt CLARKE	Honda - Hayley Group PLC			
IDEAL LAP TIME : 2:56.011		BEST LAP TIME : 2:56.219		DIFFERENCE : 0.208		
LAP	SECTOR 1	SECTOR 2	LAP TIME	MPH	DIFF	TIME OF DAY
1 -	2:09.748	1:01.563	3:11.311	55.86	15.092	09:32:56.988
2 -	2:01.818	59.571	3:01.389 (3)	58.92	5.170	09:35:58.377
3 -	1:57.185	59.593	2:56.778 (2)	60.46	0.559	09:38:55.155
4 -	1:57.393	58.826	2:56.219 (1)	60.65		09:41:51.374
P31	28	Carl BARRON	Yamaha -			
IDEAL LAP TIME : 2:56.270		BEST LAP TIME : 2:56.270		DIFFERENCE : 0.000		
LAP	SECTOR 1	SECTOR 2	LAP TIME	MPH	DIFF	TIME OF DAY
1 -	2:09.537	1:03.592	3:13.129 (3)	55.34	16.859	09:34:25.408
2 -	1:58.749	1:00.766	2:59.515 (2)	59.53	3.245	09:37:24.923
3 -	1:57.046	59.224	2:56.270 (1)	60.63		09:40:21.193
P32	171	Daniel GIBBS	Suzuki - Thomas Racing			
IDEAL LAP TIME : 2:48.852		BEST LAP TIME : 2:56.719		DIFFERENCE : 7.867		
LAP	SECTOR 1	SECTOR 2	LAP TIME	MPH	DIFF	TIME OF DAY
1 -	2:12.874	1:00.221	3:13.095 (2)	55.35	16.376	09:33:26.559
2 -	1:58.847	57.872	2:56.719 (1)	60.48		09:36:23.278
P33	44	Andy POPE	Suzuki - Atwell Martin			
IDEAL LAP TIME : 2:58.625		BEST LAP TIME : 2:58.625		DIFFERENCE : 0.000		
LAP	SECTOR 1	SECTOR 2	LAP TIME	MPH	DIFF	TIME OF DAY
1 -	OUTLAP	1:01.534	3:24.853	52.17	26.228	09:36:36.481
2 -	1:57.506	1:01.119	2:58.625 (1)	59.83		09:39:35.106
P34	92	Paul ANDERSON	Yamaha -			
IDEAL LAP TIME : 2:57.349		BEST LAP TIME : 2:58.760		DIFFERENCE : 1.411		
LAP	SECTOR 1	SECTOR 2	LAP TIME	MPH	DIFF	TIME OF DAY
1 -	OUTLAP	58.509	3:05.024	57.76	6.264	09:38:43.251
2 -	1:58.840	59.920	2:58.760 (1)	59.79		09:41:42.011
P35	15	Ben CATT	Suzuki -			
IDEAL LAP TIME : 2:57.542		BEST LAP TIME : 2:58.925		DIFFERENCE : 1.383		
LAP	SECTOR 1	SECTOR 2	LAP TIME	MPH	DIFF	TIME OF DAY
1 -	OUTLAP	1:00.383	2:57.526	60.20		09:38:46.223
2 -	1:57.159	1:01.766	2:58.925 (1)	59.73		09:41:45.148
P36	72	Jim DAVIES	Yamaha - Necci Motorcycles Ltd			
IDEAL LAP TIME : 3:00.727		BEST LAP TIME : 3:00.727		DIFFERENCE : 0.000		
LAP	SECTOR 1	SECTOR 2	LAP TIME	MPH	DIFF	TIME OF DAY
1 -	2:22.690	1:10.596	3:33.286 (3)	50.11	32.559	09:33:44.888
2 -	2:03.503	1:03.363	3:06.866 (2)	57.19	6.139	09:36:51.754
3 -	1:58.669	1:02.058	3:00.727 (1)	59.13		09:39:52.481
P37	44	Kevan BARRATT	Kawasaki - LKJ Contracts			
IDEAL LAP TIME : 3:01.458		BEST LAP TIME : 3:01.458		DIFFERENCE : 0.000		
LAP	SECTOR 1	SECTOR 2	LAP TIME	MPH	DIFF	TIME OF DAY
1 -	2:07.819	1:03.547	3:11.366	55.85	9.908	09:32:53.758
2 -	2:02.088	1:00.837	3:02.925 (2)	58.42	1.467	09:35:56.683
3 -	2:01.459	1:02.563	3:04.022 (3)	58.08	2.564	09:39:00.705
4 -	2:00.937	1:00.521	3:01.458 (1)	58.90		09:42:02.163

Weather / Track : Cloudy / Wet

Snetterton 300
Circuit Length = 2.9689 miles
Start: 09:29 Flag 09:39 End: 09:42

BMCRC - MRO Championships 2015 - Rnd 2 @ Snetterton 300

BMCRC Rookie 600 & 1000

QUALIFYING - SECTOR ANALYSIS

SECTOR 1 = FL to I1, SECTOR 2 = I1 to I2, SECTOR 3 = I2 to FL, DIFF = Difference To Personal Best Lap

P38 130		Lee BUTTON		Yamaha -		
IDEAL LAP TIME : 3:02.608		BEST LAP TIME : 3:02.608		DIFFERENCE : 0.000		
LAP	SECTOR 1	SECTOR 2	LAP TIME	MPH	DIFF	TIME OF DAY
1 -	2:14.703	1:05.506	3:20.209 (3)	53.38	17.601	09:33:40.277
2 -	2:04.441	1:03.073	3:07.514 (2)	56.99	4.906	09:36:47.791
3 -	2:00.663	1:01.945	3:02.608 (1)	58.53		09:39:50.399

P39 46		Adrian DRAPER		Suzuki - droopy racing uk		
IDEAL LAP TIME : 3:11.546		BEST LAP TIME : 3:11.546		DIFFERENCE : 0.000		
LAP	SECTOR 1	SECTOR 2	LAP TIME	MPH	DIFF	TIME OF DAY
1 -	2:21.834	1:08.919	3:30.753 (3)	50.71	19.207	09:33:46.517
2 -	2:08.001	1:05.556	3:13.557 (2)	55.21	2.011	09:37:00.074
3 -	2:06.061	1:05.485	3:11.546 (1)	55.79		09:40:11.620

P40 52		Lee BARRETT		Honda - LKJ contracts		
IDEAL LAP TIME : 3:07.736		BEST LAP TIME : 3:13.001		DIFFERENCE : 5.265		
LAP	SECTOR 1	SECTOR 2	LAP TIME	MPH	DIFF	TIME OF DAY
1 -	2:21.863	1:05.881	3:27.744 (2)	51.44	14.743	09:33:13.541
2 -	2:06.902	1:06.099	3:13.001 (1)	55.37		09:36:26.542

P41 25		Louis BARTLETT		Kawasaki -		
IDEAL LAP TIME :		BEST LAP TIME :		DIFFERENCE :		
LAP	SECTOR 1	SECTOR 2	LAP TIME	MPH	DIFF	TIME OF DAY
1 -	OUTLAP		4:45.693 P	37.41		09:37:45.076
2 -	OUTLAP	54.700	2:45.217	64.69		09:40:30.293

BMCRC - MRO Championships 2015 - Rnd 2 @ Snetterton 300

BMCRC Rookie 600 & 1000

QUALIFYING - BEST SECTORS

SECTOR 1			SECTOR 2			IDEAL / BEST COMPARISON						
POS	NO	NAME	TIME	NO	NAME	TIME	POS	NO	NAME	IDEAL	BEST	DIFF
									PERFECT LAP	2:26.407		
1	6	PETTIT	1:37.200	6	PETTIT	49.207	1	6	PETTIT	2:26.407	2:28.326	1.919
2	24	EDSER	1:39.742	24	EDSER	49.870	2	24	EDSER	2:29.612	2:29.612	0.000
3	82	YOUNG	1:41.583	82	YOUNG	50.831	3	82	YOUNG	2:32.414	2:32.414	0.000
4	98	LOCH	1:41.689	90	COTGROVE	51.361	4	90	COTGROVE	2:33.701	2:33.701	0.000
5	90	COTGROVE	1:42.340	33	CORNWALL	51.493	5	98	LOCH	2:34.576	2:36.955	2.379
6	78	HERBERT	1:42.474	78	HERBERT	52.160	6	78	HERBERT	2:34.634	2:34.904	0.270
7	9	O'BRIEN	1:43.535	35	CORNWALL	52.696	7	33	CORNWALL	2:35.639	2:35.639	0.000
8	83	CUNNINGHAM	1:44.047	98	LOCH	52.887	8	35	CORNWALL	2:37.004	2:37.004	0.000
9	33	CORNWALL	1:44.146	83	CUNNINGHAM	53.002	9	83	CUNNINGHAM	2:37.049	2:38.229	1.180
10	35	CORNWALL	1:44.308	77	TIBBLE	53.604	10	9	O'BRIEN	2:38.282	2:40.075	1.793
11	77	TIBBLE	1:44.965	26	LONGWILL	53.721	11	77	TIBBLE	2:38.569	2:38.569	0.000
12	164	CHAMBERLAIN	1:45.755	29	COADY	54.006	12	29	COADY	2:40.099	2:40.099	0.000
13	29	COADY	1:46.093	79	HACLIN	54.155	13	164	CHAMBERLAIN	2:40.124	2:40.124	0.000
14	99	COLLINS	1:46.272	164	CHAMBERLAIN	54.369	14	26	LONGWILL	2:40.819	2:40.819	0.000
15	26	LONGWILL	1:47.098	25	BARTLETT	54.700	15	99	COLLINS	2:41.809	2:41.809	0.000
16	79	HACLIN	1:47.778	9	O'BRIEN	54.747	16	79	HACLIN	2:41.933	2:43.791	1.858
17	30	GROVE	1:49.311	58	MATTHEWS	55.346	17	18	HESSE	2:45.810	2:45.943	0.133
18	18	HESSE	1:50.058	99	COLLINS	55.537	18	80	DANGERFIELD	2:46.270	2:46.270	0.000
19	80	DANGERFIELD	1:50.450	3	KING	55.719	19	30	GROVE	2:47.218	2:47.559	0.341
20	118	DONEY	1:50.590	18	HESSE	55.752	20	58	MATTHEWS	2:47.280	2:47.280	0.000
21	49	GROOME	1:50.903	80	DANGERFIELD	55.820	21	45	HALL	2:47.875	2:48.413	0.538
22	171	GIBBS	1:50.980	45	HALL	55.948	22	49	GROOME	2:48.304	2:48.304	0.000
23	11	HARVEY	1:51.334	181	WHITE	56.957	23	118	DONEY	2:48.352	2:48.352	0.000
24	45	HALL	1:51.927	49	GROOME	57.401	24	171	GIBBS	2:48.852	2:56.719	7.867
25	58	MATTHEWS	1:51.934	118	DONEY	57.762	25	11	HARVEY	2:50.027	2:50.027	0.000
26	51	DURANT	1:53.012	171	GIBBS	57.872	26	3	KING	2:50.809	2:50.809	0.000
27	3	KING	1:55.090	30	GROVE	57.907	27	51	DURANT	2:51.337	2:51.560	0.223
28	149	HAMMETT	1:55.962	76	WHYBROW	58.237	28	149	HAMMETT	2:55.346	2:55.346	0.000
29	28	BARRON	1:57.046	51	DURANT	58.325	29	76	WHYBROW	2:55.453	2:55.453	0.000
30	15	CATT	1:57.159	92	ANDERSON	58.509	30	181	WHITE	2:55.602	2:55.602	0.000
31	80	CLARKE	1:57.185	11	HARVEY	58.693	31	80	CLARKE	2:56.011	2:56.219	0.208
32	76	WHYBROW	1:57.216	80	CLARKE	58.826	32	28	BARRON	2:56.270	2:56.270	0.000
33	44	POPE	1:57.506	28	BARRON	59.224	33	92	ANDERSON	2:57.349	2:58.760	1.411
34	181	WHITE	1:58.645	149	HAMMETT	59.384	34	15	CATT	2:57.542	2:58.925	1.383
35	72	DAVIES	1:58.669	15	CATT	1:00.383	35	44	POPE	2:58.625	2:58.625	0.000
36	92	ANDERSON	1:58.840	44	BARRATT	1:00.521	36	72	DAVIES	3:00.727	3:00.727	0.000
37	130	BUTTON	2:00.663	44	POPE	1:01.119	37	44	BARRATT	3:01.458	3:01.458	0.000
38	44	BARRATT	2:00.937	130	BUTTON	1:01.945	38	130	BUTTON	3:02.608	3:02.608	0.000
39	52	BARRETT	2:01.855	72	DAVIES	1:02.058	39	52	BARRETT	3:07.736	3:13.001	5.265
40	46	DRAPER	2:06.061	46	DRAPER	1:05.485	40	46	DRAPER	3:11.546	3:11.546	0.000
41				52	BARRETT	1:05.881	41	25	BARTLETT			
42												
43												
44												

Weather / Track : Cloudy / Wet

Snetterton 300

Circuit Length = 2.9689 miles

Start: 09:29 Flag 09:39 End: 09:42

Results can be found at www.tsl-timing.com

Printed - 09:44 Saturday, 25 April 2015

BMCRC - MRO Championships 2015 - Rnd 2 @ Snetterton 300

BMCRC Rookie 1000

RACE 10 - GRID (5 Laps)



ROW 8				22	69	Patrick ABBONDANZA							
ROW 7		21	39	Antony COPLEY	20	10	Mark MASKELL	19	32	James CHORLTON			
ROW 6	18	25	Louis BARTLETT	17	52	Lee BARRETT	3:13.001	16	44	Kevan BARRATT	3:01.458		
ROW 5		15	72	Jim DAVIES	3:00.727	14	15	Ben CATT	2:58.925	13	171	Daniel GIBBS	2:56.719
ROW 4	12	181	Mark WHITE	2:55.602	11	76	Kristian WHYBROW	2:55.453	10	49	David GROOME	2:48.304	
ROW 3		9	80	Mark DANGERFIELD	2:46.270	8	79	Rodney HACLIN	2:43.791	7	26	Eiren LONGWILL	2:40.819
ROW 2	6	29	Aaron COADY	2:40.099	5	9	Mark O'BRIEN	2:40.075	4	35	Tim CORNWALL	2:37.004	
ROW 1		3	98	Antoni LOCH	2:36.955	2	78	Shane HERBERT	2:34.904	1	82	Shane YOUNG	2:32.414
													Pole

Snetterton 300
Circuit Length = 2.9689 miles

These results are provisional until the conclusion of any judicial and technical matters.

Clerk Of Course :		Timekeeper :	
-------------------	--	--------------	--

Results can be found at www.tsl-timing.com

Printed - 09:51 Saturday, 25 April 2015



BMCRC - MRO Championships 2015 - Rnd 2 @ Snetterton 300

BMCRC Rookie 1000

RACE 10 - CLASSIFICATION



POS	NO	NAME	ENTRY	LAPS	TIME	GAP	DIFF	MPH	BEST	ON
1	32	James CHORLTON	Honda - We fight any claim	5	10:40.930			83.37	2:05.056	4
2	79	Rodney HACLIN	Suzuki - www.manormews.co.uk	5	10:41.425	0.495	0.495	83.31	2:04.003	4
3	78	Shane HERBERT	Kawasaki -	5	10:41.930	1.000	0.505	83.24	2:05.367	5
4	35	Tim CORNWALL	Suzuki - Impact prestige body work	5	10:42.596	1.666	0.666	83.16	2:06.668	4
5	9	Mark O'BRIEN	Ducati - obrienhifi.com	5	10:57.903	16.973	15.307	81.22	2:09.084	4
6	80	Mark DANGERFIELD	Honda -	5	10:58.878	17.948	0.975	81.10	2:08.730	2
7	76	Kristian WHYBROW	Suzuki -	5	10:59.661	18.731	0.783	81.01	2:08.934	5
8	25	Louis BARTLETT	Kawasaki -	5	11:14.643	33.713	14.982	79.21	2:12.477	4
9	10	Mark MASKELL	BMW - h4hrr.co.uk - Poppy Nursing Services	5	11:18.193	37.263	3.550	78.79	2:10.265	5
10	82	Shane YOUNG	Yamaha -	5	11:18.856	37.926	0.663	78.72	2:12.221	5
11	52	Lee BARRETT	Honda - LKJ contracts	5	11:18.906	37.976	0.050	78.71	2:10.212	5
12	39	Antony COPLEY	Kawasaki -	5	11:21.545	40.615	2.639	78.41	2:11.890	5
13	26	Eiren LONGWILL	Honda -	5	11:25.728	44.798	4.183	77.93	2:13.912	4
14	69	Patrick ABBONDANZA	Kawasaki -	5	11:35.992	55.062	10.264	76.78	2:17.378	3
15	29	Aaron COADY	Kawasaki - Palmer Performance / Tyres4Bikes	5	11:56.741	1:15.811	20.749	74.56	2:13.934	3
16	171	Daniel GIBBS	Suzuki - Thomas Racing	5	12:20.037	1:39.107	23.296	72.21	2:24.714	2
17	44	Kevan BARRATT	Kawasaki - LKJ Contracts	5	12:30.125	1:49.195	10.088	71.24	2:24.189	2
18	72	Jim DAVIES	Yamaha - Necci Motorcycles Ltd	5	12:50.693	2:09.763	20.568	69.34	2:28.314	2
19	181	Mark WHITE	Yamaha -	5	12:55.111	2:14.181	4.418	68.94	2:31.690	2

NOT CLASSIFIED

DNF	15	Ben CATT	Suzuki -	4	9:03.223	1 Lap	1 Lap	78.70	2:09.862	4
DNF	98	Antoni LOCH	Honda -	0						

FASTEST LAP

79	Rodney HACLIN	Suzuki - www.manormews.co.uk	4	2:04.003	86.19 mph	138.71 kph
----	---------------	------------------------------	---	----------	-----------	------------

90% of Race Speed = 75.03 mph

Snetterton 300

Circuit Length = 2.9689 miles

Start: 15:02 Flag 15:12 End: 15:15

Weather / Track : Cloudy / Dry

These results are provisional until the conclusion of any judicial and technical matters.

Clerk Of Course :	Timekeeper :
-------------------	--------------

Results can be found at www.tsl-timing.com

Printed - 15:15 Saturday, 25 April 2015



BMCRC - MRO Championships 2015 - Rnd 2 @ Snetterton 300

BMCRC Rookie 1000

RACE 10 - LAP CHART

LAP 1 @ 15:04:24.327			LAP 2 @ 15:06:33.224			LAP 3 @ 15:08:40.253			LAP 4 @ 15:10:46.949			LAP 5 @ 15:12:52.300		
NO	BEHIND	LAP TIME	NO	BEHIND	LAP TIME	NO	BEHIND	LAP TIME	NO	BEHIND	LAP TIME	NO	BEHIND	LAP TIME
35		2:12.957	35		2:08.897	78		2:06.943	32		2:05.056	32		2:05.351
78	0.027	2:12.984	78	0.086	2:08.956	35	0.333	2:07.362	35	0.305	2:06.668	79	0.495	2:05.054
32	4.817	2:17.774	32	2.498	2:06.578	32	1.640	2:06.171	79	0.792	2:04.003	78	1.000	2:05.367
9	5.870	2:18.827	79	6.358	2:07.711	79	3.485	2:04.156	78	0.984	2:07.680	35	1.666	2:06.712
80	7.033	2:19.990	80	6.866	2:08.730	80	9.783	2:09.946	9	12.901	2:09.084	9	16.973	2:09.423
79	7.544	2:20.501	9	8.083	2:11.110	9	10.513	2:09.459	80	13.323	2:10.236	80	17.948	2:09.976
76	8.118	2:21.075	76	9.864	2:10.643	76	12.510	2:09.675	76	15.148	2:09.334	76	18.731	2:08.934
82	9.916	2:22.873	25	15.079	2:13.389	25	20.595	2:12.545	25	26.376	2:12.477	25	33.713	2:12.688
26	10.520	2:23.477	82	15.841	2:14.822	26	24.190	2:14.154	15	27.644	2:09.862	10	37.263	2:10.265
25	10.587	2:23.544	26	17.065	2:15.442	82	24.422	2:15.610	82	31.056	2:13.330	82	37.926	2:12.221
69	12.379	2:25.336	39	19.259	2:14.977	15	24.478	2:12.046	26	31.406	2:13.912	52	37.976	2:10.212
29	12.584	2:25.541	15	19.461	2:14.698	39	26.492	2:14.262	10	32.349	2:11.318	39	40.615	2:11.890
39	13.179	2:26.136	69	21.160	2:17.678	52	27.248	2:13.019	52	33.115	2:12.563	26	44.798	2:18.743
52	13.267	2:26.224	52	21.258	2:16.888	10	27.727	2:13.243	39	34.076	2:14.280	69	55.062	2:18.206
15	13.660	2:26.617	10	21.513	2:16.198	69	31.509	2:17.378	69	42.207	2:17.394	29	1:15.811	2:31.659
10	14.212	2:27.169	29	25.401	2:21.714	29	32.306	2:13.934	29	49.503	2:23.893	171	1:39.107	2:26.187
44	18.728	2:31.685	44	34.020	2:24.189	171	59.757	2:27.467	171	1:18.271	2:25.210	44	1:49.195	2:25.017
171	23.502	2:36.459	171	39.319	2:24.714	44	1:11.322	2:44.331	44	1:29.529	2:24.903	72	2:09.763	2:38.922
72	25.243	2:38.200	72	44.660	2:28.314	72	1:11.599	2:33.968	72	1:36.192	2:31.289	181	2:14.181	2:33.964
181	25.548	2:38.505	181	48.341	2:31.690	181	1:15.774	2:34.462	181	1:45.568	2:36.490			

Weather / Track : Cloudy / Dry

Results can be found at www.tsl-timing.com

Snetterton 300
Circuit Length = 2.9689 miles
Start: 15:02 Flag 15:12 End: 15:15

Printed - 15:16 Saturday, 25 April 2015

BMCRC - MRO Championships 2015 - Rnd 2 @ Snetterton 300

BMCRC Rookie 1000

RACE 10 - SECTOR ANALYSIS

SECTOR 1 = FL to I1, SECTOR 2 = I1 to I2, SECTOR 3 = I2 to FL, DIFF = Difference To Personal Best Lap

P1 32		James CHORLTON		Honda - We fight any claim		
IDEAL LAP TIME : 2:04.974		BEST LAP TIME : 2:05.056		DIFFERENCE : 0.082		
LAP	SECTOR 1	SECTOR 2	LAP TIME	MPH	DIFF	TIME OF DAY
1 -		43.154	2:17.774	77.57	12.718	15:04:29.144
2 -	1:23.962	42.616	2:06.578	84.43	1.522	15:06:35.722
3 -	1:23.284	42.887	2:06.171 (3)	84.71	1.115	15:08:41.893
4 -	1:22.358	42.698	2:05.056 (1)	85.46		15:10:46.949
5 -	1:22.405	42.946	2:05.351 (2)	85.26	0.295	15:12:52.300

P2 79		Rodney HACLIN		Suzuki - www.manormews.co.uk		
IDEAL LAP TIME : 2:03.054		BEST LAP TIME : 2:04.003		DIFFERENCE : 0.949		
LAP	SECTOR 1	SECTOR 2	LAP TIME	MPH	DIFF	TIME OF DAY
1 -		43.883	2:20.501	76.07	16.498	15:04:31.871
2 -	1:25.023	42.688	2:07.711	83.68	3.708	15:06:39.582
3 -	1:22.876	41.280	2:04.156 (2)	86.08	0.153	15:08:43.738
4 -	1:21.774	42.229	2:04.003 (1)	86.19		15:10:47.741
5 -	1:23.344	41.710	2:05.054 (3)	85.46	1.051	15:12:52.795

P3 78		Shane HERBERT		Kawasaki -		
IDEAL LAP TIME : 2:05.367		BEST LAP TIME : 2:05.367		DIFFERENCE : 0.000		
LAP	SECTOR 1	SECTOR 2	LAP TIME	MPH	DIFF	TIME OF DAY
1 -		42.903	2:12.984	80.37	7.617	15:04:24.354
2 -	1:25.997	42.959	2:08.956	82.88	3.589	15:06:33.310
3 -	1:24.559	42.384	2:06.943 (2)	84.19	1.576	15:08:40.253
4 -	1:24.909	42.771	2:07.680 (3)	83.70	2.313	15:10:47.933
5 -	1:23.950	41.417	2:05.367 (1)	85.25		15:12:53.300

P4 35		Tim CORNWALL		Suzuki - Impact prestige body work		
IDEAL LAP TIME : 2:06.102		BEST LAP TIME : 2:06.668		DIFFERENCE : 0.566		
LAP	SECTOR 1	SECTOR 2	LAP TIME	MPH	DIFF	TIME OF DAY
1 -		43.089	2:12.957	80.38	6.289	15:04:24.327
2 -	1:25.361	43.536	2:08.897	82.91	2.229	15:06:33.224
3 -	1:24.796	42.566	2:07.362 (3)	83.91	0.694	15:08:40.586
4 -	1:23.754	42.914	2:06.668 (1)	84.37		15:10:47.254
5 -	1:24.364	42.348	2:06.712 (2)	84.34	0.044	15:12:53.966

P5 9		Mark O'BRIEN		Ducati - obrienhifi.com		
IDEAL LAP TIME : 2:09.021		BEST LAP TIME : 2:09.084		DIFFERENCE : 0.063		
LAP	SECTOR 1	SECTOR 2	LAP TIME	MPH	DIFF	TIME OF DAY
1 -		44.092	2:18.827	76.98	9.743	15:04:30.197
2 -	1:26.957	44.153	2:11.110	81.51	2.026	15:06:41.307
3 -	1:25.524	43.935	2:09.459 (3)	82.55	0.375	15:08:50.766
4 -	1:25.556	43.528	2:09.084 (1)	82.79		15:10:59.850
5 -	1:25.493	43.930	2:09.423 (2)	82.58	0.339	15:13:09.273

P6 80		Mark DANGERFIELD		Honda -		
IDEAL LAP TIME : 2:08.566		BEST LAP TIME : 2:08.730		DIFFERENCE : 0.164		
LAP	SECTOR 1	SECTOR 2	LAP TIME	MPH	DIFF	TIME OF DAY
1 -		43.614	2:19.990	76.34	11.260	15:04:31.360
2 -	1:25.269	43.461	2:08.730 (1)	83.02		15:06:40.090
3 -	1:26.054	43.892	2:09.946 (2)	82.25	1.216	15:08:50.036
4 -	1:26.265	43.971	2:10.236	82.06	1.506	15:11:00.272
5 -	1:26.679	43.297	2:09.976 (3)	82.23	1.246	15:13:10.248

P7 76		Kristian WHYBROW		Suzuki -		
IDEAL LAP TIME : 2:08.688		BEST LAP TIME : 2:08.934		DIFFERENCE : 0.246		
LAP	SECTOR 1	SECTOR 2	LAP TIME	MPH	DIFF	TIME OF DAY

Weather / Track : Cloudy / Dry

Snetterton 300

Circuit Length = 2.9689 miles

Start: 15:02 Flag 15:12 End: 15:15

BMCRC - MRO Championships 2015 - Rnd 2 @ Snetterton 300

BMCRC Rookie 1000

RACE 10 - SECTOR ANALYSIS

SECTOR 1 = FL to I1, SECTOR 2 = I1 to I2, SECTOR 3 = I2 to FL, DIFF = Difference To Personal Best Lap

1 -		44.378		2:21.075	75.76	12.141	15:04:32.445
2 -	1:27.206	43.437		2:10.643	81.81	1.709	15:06:43.088
3 -	1:26.354	43.321		2:09.675 (3)	82.42	0.741	15:08:52.763
4 -	1:25.868	43.466		2:09.334 (2)	82.63	0.400	15:11:02.097
5 -	1:26.114	42.820		2:08.934 (1)	82.89		15:13:11.031

P8 25		Louis BARTLETT		Kawasaki -			
IDEAL LAP TIME : 2:12.287		BEST LAP TIME : 2:12.477		DIFFERENCE : 0.190			
LAP	SECTOR 1	SECTOR 2	LAP TIME	MPH	DIFF	TIME OF DAY	
1 -		44.472	2:23.544	74.45	11.067	15:04:34.914	
2 -	1:28.676	44.713	2:13.389	80.12	0.912	15:06:48.303	
3 -	1:28.082	44.463	2:12.545 (2)	80.63	0.068	15:09:00.848	
4 -	1:27.861	44.616	2:12.477 (1)	80.67		15:11:13.325	
5 -	1:28.262	44.426	2:12.688 (3)	80.55	0.211	15:13:26.013	

P9 10		Mark MASKELL		BMW - h4hr.co.uk - Poppy Nursing Services			
IDEAL LAP TIME : 2:10.265		BEST LAP TIME : 2:10.265		DIFFERENCE : 0.000			
LAP	SECTOR 1	SECTOR 2	LAP TIME	MPH	DIFF	TIME OF DAY	
1 -		44.573	2:27.169	72.62	16.904	15:04:38.539	
2 -	1:30.732	45.466	2:16.198	78.47	5.933	15:06:54.737	
3 -	1:29.339	43.904	2:13.243 (3)	80.21	2.978	15:09:07.980	
4 -	1:27.229	44.089	2:11.318 (2)	81.39	1.053	15:11:19.298	
5 -	1:26.365	43.900	2:10.265 (1)	82.04		15:13:29.563	

P10 82		Shane YOUNG		Yamaha -			
IDEAL LAP TIME : 2:11.683		BEST LAP TIME : 2:12.221		DIFFERENCE : 0.538			
LAP	SECTOR 1	SECTOR 2	LAP TIME	MPH	DIFF	TIME OF DAY	
1 -		46.082	2:22.873	74.80	10.652	15:04:34.243	
2 -	1:29.905	44.917	2:14.822 (3)	79.27	2.601	15:06:49.065	
3 -	1:30.257	45.353	2:15.610	78.81	3.389	15:09:04.675	
4 -	1:28.014	45.316	2:13.330 (2)	80.16	1.109	15:11:18.005	
5 -	1:28.552	43.669	2:12.221 (1)	80.83		15:13:30.226	

P11 52		Lee BARRETT		Honda - LKJ contracts			
IDEAL LAP TIME : 2:10.212		BEST LAP TIME : 2:10.212		DIFFERENCE : 0.000			
LAP	SECTOR 1	SECTOR 2	LAP TIME	MPH	DIFF	TIME OF DAY	
1 -		47.065	2:26.224	73.09	16.012	15:04:37.594	
2 -	1:30.749	46.139	2:16.888	78.07	6.676	15:06:54.482	
3 -	1:28.664	44.355	2:13.019 (3)	80.35	2.807	15:09:07.501	
4 -	1:28.389	44.174	2:12.563 (2)	80.62	2.351	15:11:20.064	
5 -	1:26.520	43.692	2:10.212 (1)	82.08		15:13:30.276	

P12 39		Antony COPLEY		Kawasaki -			
IDEAL LAP TIME : 2:11.890		BEST LAP TIME : 2:11.890		DIFFERENCE : 0.000			
LAP	SECTOR 1	SECTOR 2	LAP TIME	MPH	DIFF	TIME OF DAY	
1 -		46.092	2:26.136	73.13	14.246	15:04:37.506	
2 -	1:30.191	44.786	2:14.977	79.18	3.087	15:06:52.483	
3 -	1:29.431	44.831	2:14.262 (2)	79.60	2.372	15:09:06.745	
4 -	1:29.108	45.172	2:14.280 (3)	79.59	2.390	15:11:21.025	
5 -	1:27.371	44.519	2:11.890 (1)	81.03		15:13:32.915	

P13 26		Eiren LONGWILL		Honda -			
IDEAL LAP TIME : 2:12.972		BEST LAP TIME : 2:13.912		DIFFERENCE : 0.940			
LAP	SECTOR 1	SECTOR 2	LAP TIME	MPH	DIFF	TIME OF DAY	
1 -		45.572	2:23.477	74.49	9.565	15:04:34.847	
2 -	1:30.187	45.255	2:15.442 (3)	78.91	1.530	15:06:50.289	
3 -	1:28.191	45.963	2:14.154 (2)	79.67	0.242	15:09:04.443	
4 -	1:28.686	45.226	2:13.912 (1)	79.81		15:11:18.355	

Weather / Track : Cloudy / Dry

Snetterton 300

Circuit Length = 2.9689 miles

Start: 15:02 Flag 15:12 End: 15:15

BMCRC - MRO Championships 2015 - Rnd 2 @ Snetterton 300

BMCRC Rookie 1000

RACE 10 - SECTOR ANALYSIS

SECTOR 1 = FL to I1, SECTOR 2 = I1 to I2, SECTOR 3 = I2 to FL, DIFF = Difference To Personal Best Lap

5 - **1:27.746** 50.997 2:18.743 77.03 4.831 15:13:37.098

P14 69	Patrick ABBONDANZA	Kawasaki -
IDEAL LAP TIME : 2:16.584	BEST LAP TIME : 2:17.378	DIFFERENCE : 0.794

LAP	SECTOR 1	SECTOR 2	LAP TIME	MPH	DIFF	TIME OF DAY
1 -		46.799	2:25.336	73.54	7.958	15:04:36.706
2 -	1:31.516	46.162	2:17.678 (3)	77.63	0.300	15:06:54.384
3 -	1:31.364	46.014	2:17.378 (1)	77.80		15:09:11.762
4 -	1:30.570	46.824	2:17.394 (2)	77.79	0.016	15:11:29.156
5 -	1:31.728	46.478	2:18.206	77.33	0.828	15:13:47.362

P15 29	Aaron COADY	Kawasaki - Palmer Performance / Tyres4Bikes
IDEAL LAP TIME : 2:13.934	BEST LAP TIME : 2:13.934	DIFFERENCE : 0.000

LAP	SECTOR 1	SECTOR 2	LAP TIME	MPH	DIFF	TIME OF DAY
1 -		47.133	2:25.541	73.43	11.607	15:04:36.911
2 -	1:35.899	45.815	2:21.714 (2)	75.42	7.780	15:06:58.625
3 -	1:29.059	44.875	2:13.934 (1)	79.80		15:09:12.559
4 -	1:38.254	45.639	2:23.893 (3)	74.27	9.959	15:11:36.452
5 -	1:38.106	53.553	2:31.659	70.47	17.725	15:14:08.111

P16 171	Daniel GIBBS	Suzuki - Thomas Racing
IDEAL LAP TIME : 2:24.428	BEST LAP TIME : 2:24.714	DIFFERENCE : 0.286

LAP	SECTOR 1	SECTOR 2	LAP TIME	MPH	DIFF	TIME OF DAY
1 -		49.511	2:36.459	68.31	11.745	15:04:47.829
2 -	1:35.346	49.368	2:24.714 (1)	73.85		15:07:12.543
3 -	1:37.549	49.918	2:27.467	72.47	2.753	15:09:40.010
4 -	1:36.128	49.082	2:25.210 (2)	73.60	0.496	15:12:05.220
5 -	1:36.731	49.456	2:26.187 (3)	73.11	1.473	15:14:31.407

P17 44	Kevan BARRATT	Kawasaki - LKJ Contracts
IDEAL LAP TIME : 2:22.733	BEST LAP TIME : 2:24.189	DIFFERENCE : 1.456

LAP	SECTOR 1	SECTOR 2	LAP TIME	MPH	DIFF	TIME OF DAY
1 -		48.078	2:31.685	70.46	7.496	15:04:43.055
2 -	1:34.655	49.534	2:24.189 (1)	74.12		15:07:07.244
3 -	1:55.126	49.205	2:44.331	65.03	20.142	15:09:51.575
4 -	1:35.925	48.978	2:24.903 (2)	73.76	0.714	15:12:16.478
5 -	1:36.564	48.453	2:25.017 (3)	73.70	0.828	15:14:41.495

P18 72	Jim DAVIES	Yamaha - Necci Motorcycles Ltd
IDEAL LAP TIME : 2:27.272	BEST LAP TIME : 2:28.314	DIFFERENCE : 1.042

LAP	SECTOR 1	SECTOR 2	LAP TIME	MPH	DIFF	TIME OF DAY
1 -		50.711	2:38.200	67.56	9.886	15:04:49.570
2 -	1:36.561	51.753	2:28.314 (1)	72.06		15:07:17.884
3 -	1:38.685	55.283	2:33.968 (3)	69.41	5.654	15:09:51.852
4 -	1:38.914	52.375	2:31.289 (2)	70.64	2.975	15:12:23.141
5 -	1:44.238	54.684	2:38.922	67.25	10.608	15:15:02.063

P19 181	Mark WHITE	Yamaha -
IDEAL LAP TIME : 2:31.673	BEST LAP TIME : 2:31.690	DIFFERENCE : 0.017

LAP	SECTOR 1	SECTOR 2	LAP TIME	MPH	DIFF	TIME OF DAY
1 -		51.518	2:38.505	67.43	6.815	15:04:49.875
2 -	1:40.200	51.490	2:31.690 (1)	70.46		15:07:21.565
3 -	1:42.495	51.967	2:34.462 (3)	69.19	2.772	15:09:56.027
4 -	1:43.663	52.827	2:36.490	68.29	4.800	15:12:32.517
5 -	1:42.491	51.473	2:33.964 (2)	69.41	2.274	15:15:06.481

Weather / Track : Cloudy / Dry

Snetterton 300
Circuit Length = 2.9689 miles
Start: 15:02 Flag 15:12 End: 15:15

BMCRC - MRO Championships 2015 - Rnd 2 @ Snetterton 300

BMCRC Rookie 1000

RACE 10 - SECTOR ANALYSIS

SECTOR 1 = FL to I1, SECTOR 2 = I1 to I2, SECTOR 3 = I2 to FL, DIFF = Difference To Personal Best Lap

P20 15 Ben CATT		Suzuki -				
IDEAL LAP TIME : 2:09.862		BEST LAP TIME : 2:09.862		DIFFERENCE : 0.000		
LAP	SECTOR 1	SECTOR 2	LAP TIME	MPH	DIFF	TIME OF DAY
1 -		45.276	2:26.617	72.89	16.755	15:04:37.987
2 -	1:30.069	44.629	2:14.698 (3)	79.34	4.836	15:06:52.685
3 -	1:26.871	45.175	2:12.046 (2)	80.94	2.184	15:09:04.731
4 -	1:25.964	43.898	2:09.862 (1)	82.30		15:11:14.593

BMCRC - MRO Championships 2015 - Rnd 2 @ Snetterton 300

BMCRC Rookie 1000

RACE 10 - BEST SECTORS

SECTOR 1			SECTOR 2			IDEAL / BEST COMPARISON						
POS	NO	NAME	TIME	NO	NAME	TIME	POS	NO	NAME	IDEAL	BEST	DIFF
									PERFECT LAP	2:03.054		
1	79	HACLIN	1:21.774	79	HACLIN	41.280	1	79	HACLIN	2:03.054	2:04.003	0.949
2	32	CHORLTON	1:22.358	78	HERBERT	41.417	2	32	CHORLTON	2:04.974	2:05.056	0.082
3	35	CORNWALL	1:23.754	35	CORNWALL	42.348	3	78	HERBERT	2:05.367	2:05.367	0.000
4	78	HERBERT	1:23.950	32	CHORLTON	42.616	4	35	CORNWALL	2:06.102	2:06.668	0.566
5	80	DANGERFIELD	1:25.269	76	WHYBROW	42.820	5	80	DANGERFIELD	2:08.566	2:08.730	0.164
6	9	O'BRIEN	1:25.493	80	DANGERFIELD	43.297	6	76	WHYBROW	2:08.688	2:08.934	0.246
7	76	WHYBROW	1:25.868	9	O'BRIEN	43.528	7	9	O'BRIEN	2:09.021	2:09.084	0.063
8	15	CATT	1:25.964	82	YOUNG	43.669	8	15	CATT	2:09.862	2:09.862	0.000
9	10	MASKELL	1:26.365	52	BARRETT	43.692	9	52	BARRETT	2:10.212	2:10.212	0.000
10	52	BARRETT	1:26.520	15	CATT	43.898	10	10	MASKELL	2:10.265	2:10.265	0.000
11	39	COPLEY	1:27.371	10	MASKELL	43.900	11	82	YOUNG	2:11.683	2:12.221	0.538
12	26	LONGWILL	1:27.746	25	BARTLETT	44.426	12	39	COPLEY	2:11.890	2:11.890	0.000
13	25	BARTLETT	1:27.861	39	COPLEY	44.519	13	25	BARTLETT	2:12.287	2:12.477	0.190
14	82	YOUNG	1:28.014	29	COADY	44.875	14	26	LONGWILL	2:12.972	2:13.912	0.940
15	29	COADY	1:29.059	26	LONGWILL	45.226	15	29	COADY	2:13.934	2:13.934	0.000
16	69	ABBONDANZA	1:30.570	69	ABBONDANZA	46.014	16	69	ABBONDANZA	2:16.584	2:17.378	0.794
17	44	BARRATT	1:34.655	44	BARRATT	48.078	17	44	BARRATT	2:22.733	2:24.189	1.456
18	171	GIBBS	1:35.346	171	GIBBS	49.082	18	171	GIBBS	2:24.428	2:24.714	0.286
19	72	DAVIES	1:36.561	72	DAVIES	50.711	19	72	DAVIES	2:27.272	2:28.314	1.042
20	181	WHITE	1:40.200	181	WHITE	51.473	20	181	WHITE	2:31.673	2:31.690	0.017
21												

Weather / Track : Cloudy / Dry

Results can be found at www.tsl-timing.com

Snetterton 300

Circuit Length = 2.9689 miles

Start: 15:02 Flag 15:12 End: 15:15

Printed - 15:16 Saturday, 25 April 2015


BMCRC - MRO Championships 2015 - Rnd 2 @ Snetterton 300

BMCRC Rookie 1000

RACE 21 - GRID (5 Laps)



ROW 8	22	49	David GROOME							
ROW 7	21	98	Antoni LOCH	20	15	Ben CATT	19	181	Mark WHITE	
ROW 6	18	72	Jim DAVIES	17	44	Kevan BARRATT	16	171	Daniel GIBBS	
ROW 5	15	29	Aaron COADY	14	69	Patrick ABBONDANZA	13	26	Eiren LONGWILL	
ROW 4	12	39	Antony COPLEY	11	52	Lee BARRETT	10	82	Shane YOUNG	
ROW 3	9	10	Mark MASKELL	8	25	Louis BARTLETT	7	76	Kristian WHYBROW	
ROW 2	6	80	Mark DANGERFIELD	5	9	Mark O'BRIEN	4	35	Tim CORNWALL	
ROW 1	3	78	Shane HERBERT	2	79	Rodney HACLIN	1	32	James CHORLTON	Pole



Snetterton 300
Circuit Length = 2.9689 miles

These results are provisional until the conclusion of any judicial and technical matters.

Clerk Of Course :		Timekeeper :	
-------------------	--	--------------	--

Results can be found at www.tsl-timing.com

Printed - 15:17 Saturday, 25 April 2015



BMCRC - MRO Championships 2015 - Rnd 2 @ Snetterton 300

BMCRC Rookie 1000

RACE 21 - CLASSIFICATION



POS	NO	NAME	ENTRY	LAPS	TIME	GAP	DIFF	MPH	BEST	ON
1	78	Shane HERBERT	Kawasaki -	5	11:28.403			77.62	2:15.417	4
2	29	Aaron COADY	Kawasaki - Palmer Performance / Tyres4Bikes	5	11:35.417	7.014	7.014	76.84	2:15.473	5
3	80	Mark DANGERFIELD	Honda -	5	11:35.688	7.285	0.271	76.81	2:16.005	5
4	76	Kristian WHYBROW	Suzuki -	5	11:44.789	16.386	9.101	75.82	2:15.948	4
5	35	Tim CORNWALL	Suzuki - Impact prestige body work	5	12:05.624	37.221	20.835	73.64	2:20.072	3
6	26	Eiren LONGWILL	Honda -	5	12:07.362	38.959	1.738	73.47	2:20.884	5
7	15	Ben CATT	Suzuki -	5	12:15.875	47.472	8.513	72.62	2:21.443	5
8	69	Patrick ABBONDANZA	Kawasaki -	5	12:24.885	56.482	9.010	71.74	2:21.943	5
9	52	Lee BARRETT	Honda - LKJ contracts	5	12:32.765	1:04.362	7.880	70.99	2:22.660	5
10	9	Mark O'BRIEN	Ducati - obrienhifi.com	5	12:33.133	1:04.730	0.368	70.95	2:25.812	5
11	32	James CHORLTON	Honda - We fight any claim	5	12:53.711	1:25.308	20.578	69.07	2:26.121	5
12	25	Louis BARTLETT	Kawasaki -	5	12:56.936	1:28.533	3.225	68.78	2:28.672	5
13	10	Mark MASKELL	BMW - h4hr.co.uk - Poppy Nursing Services	5	13:01.178	1:32.775	4.242	68.40	2:31.526	5
14	181	Mark WHITE	Yamaha -	5	13:16.611	1:48.208	15.433	67.08	2:34.511	3

NOT CLASSIFIED

DNF	79	Rodney HACLIN	Suzuki - www.manormews.co.uk	4	9:12.051	1 Lap	1 Lap	77.44	2:13.807	3
DNF	82	Shane YOUNG	Yamaha -	2	4:47.531	3 Laps	2 Laps	74.34	2:23.166	2
DNF	39	Antony COPLEY	Kawasaki -	1	2:27.427	4 Laps	1 Lap	72.49	2:27.427	1
DNF	44	Kevan BARRATT	Kawasaki - LKJ Contracts	1	3:02.932	4 Laps	35.505	58.42	3:02.932	1
DNF	72	Jim DAVIES	Yamaha - Necci Motorcycles Ltd	0						

FASTEST LAP

	79	Rodney HACLIN	Suzuki - www.manormews.co.uk	3	2:13.807			79.87 mph	128.54 kph	
--	----	---------------	------------------------------	---	----------	--	--	-----------	------------	--

90% of Race Speed = 69.85 mph

Snetterton 300

Circuit Length = 2.9689 miles

Start: 09:43 Flag 09:54 End: 09:56

Weather / Track : Cloudy / Wet

These results are provisional until the conclusion of any judicial and technical matters.

Clerk Of Course :	Timekeeper :
-------------------	--------------

Results can be found at www.tsl-timing.com

Printed - 10:03 Sunday, 26 April 2015



BMCRC - MRO Championships 2015 - Rnd 2 @ Snetterton 300

BMCRC Rookie 1000

RACE 21 - LAP CHART

LAP 1 @ 09:45:56.267			LAP 2 @ 09:48:13.116			LAP 3 @ 09:50:28.924			LAP 4 @ 09:52:43.953			LAP 5 @ 09:55:00.305		
NO	BEHIND	LAP TIME	NO	BEHIND	LAP TIME	NO	BEHIND	LAP TIME	NO	BEHIND	LAP TIME	NO	BEHIND	LAP TIME
82		2:24.365	78		2:16.625	78		2:15.808	79		2:14.385	78		2:15.964
78	0.224	2:24.589	79	2.645	2:17.360	79	0.644	2:13.807	78	0.388	2:15.417	29	7.014	2:15.473
80	0.232	2:24.597	80	3.164	2:19.781	80	4.710	2:17.354	80	7.632	2:17.951	80	7.285	2:16.005
29	1.186	2:25.551	29	3.836	2:19.499	29	5.894	2:17.866	29	7.893	2:17.028	76	16.386	2:16.529
79	2.134	2:26.499	82	6.317	2:23.166	76	15.290	2:18.881	76	16.209	2:15.948	35	37.221	2:20.674
39	3.062	2:27.427	76	12.217	2:20.918	26	26.436	2:24.014	35	32.899	2:20.810	26	38.959	2:20.884
76	8.148	2:32.513	26	18.230	2:22.817	35	27.118	2:20.072	26	34.427	2:23.020	15	47.472	2:21.443
69	10.385	2:34.750	35	22.854	2:24.900	15	35.074	2:25.888	15	42.381	2:22.336	69	56.482	2:21.943
26	12.262	2:36.627	15	24.994	2:25.610	69	41.802	2:23.692	69	50.891	2:24.118	52	1:04.362	2:22.660
35	14.803	2:39.168	9	32.889	2:29.792	9	43.172	2:26.091	9	55.270	2:27.127	9	1:04.730	2:25.812
15	16.233	2:40.598	69	33.918	2:40.382	52	48.810	2:26.253	52	58.054	2:24.273	32	1:25.308	2:26.121
10	19.888	2:44.253	52	38.365	2:30.157	10	1:00.164	2:35.955	32	1:15.539	2:27.789	25	1:28.533	2:28.672
9	19.946	2:44.311	10	40.017	2:36.978	25	1:00.410	2:31.784	25	1:16.213	2:30.832	10	1:32.775	2:31.526
32	23.935	2:48.300	32	43.751	2:36.665	181	1:02.742	2:34.511	10	1:17.601	2:32.466	181	1:48.208	2:39.263
52	25.057	2:49.422	181	44.039	2:35.484	32	1:02.779	2:34.836	181	1:25.297	2:37.584			
181	25.404	2:49.769	25	44.434	2:35.440									
25	25.843	2:50.208												
44	38.567	3:02.932												

Weather / Track : Cloudy / Wet

Results can be found at www.tsl-timing.com

Snetterton 300

Circuit Length = 2.9689 miles

Start: 09:43 Flag 09:54 End: 09:56

Printed - 10:05 Sunday, 26 April 2015

BMCRC - MRO Championships 2015 - Rnd 2 @ Snetterton 300

BMCRC Rookie 1000

RACE 21 - SECTOR ANALYSIS

SECTOR 1 = FL to I1, SECTOR 2 = I1 to I2, SECTOR 3 = I2 to FL, DIFF = Difference To Personal Best Lap

P1 78		Shane HERBERT		Kawasaki -		
IDEAL LAP TIME : 2:14.535		BEST LAP TIME : 2:15.417		DIFFERENCE : 0.882		
LAP	SECTOR 1	SECTOR 2	LAP TIME	MPH	DIFF	TIME OF DAY
1 -			2:24.589	73.92	9.172	09:45:56.491
2 -	1:30.248	46.377	2:16.625	78.22	1.208	09:48:13.116
3 -	1:29.164	46.644	2:15.808 (2)	78.69	0.391	09:50:28.924
4 -	1:29.291	46.126	2:15.417 (1)	78.92		09:52:44.341
5 -	1:30.593	45.371	2:15.964 (3)	78.60	0.547	09:55:00.305

P2 29		Aaron COADY		Kawasaki - Palmer Performance / Tyres4Bikes		
IDEAL LAP TIME : 2:15.277		BEST LAP TIME : 2:15.473		DIFFERENCE : 0.196		
LAP	SECTOR 1	SECTOR 2	LAP TIME	MPH	DIFF	TIME OF DAY
1 -			2:25.551	73.43	10.078	09:45:57.453
2 -	1:30.786	48.713	2:19.499	76.61	4.026	09:48:16.952
3 -	1:31.513	46.353	2:17.866 (3)	77.52	2.393	09:50:34.818
4 -	1:29.999	47.029	2:17.028 (2)	77.99	1.555	09:52:51.846
5 -	1:30.195	45.278	2:15.473 (1)	78.89		09:55:07.319

P3 80		Mark DANGERFIELD		Honda -		
IDEAL LAP TIME : 2:16.005		BEST LAP TIME : 2:16.005		DIFFERENCE : 0.000		
LAP	SECTOR 1	SECTOR 2	LAP TIME	MPH	DIFF	TIME OF DAY
1 -			2:24.597	73.91	8.592	09:45:56.499
2 -	1:31.844	47.937	2:19.781	76.46	3.776	09:48:16.280
3 -	1:30.872	46.482	2:17.354 (2)	77.81	1.349	09:50:33.634
4 -	1:31.470	46.481	2:17.951 (3)	77.47	1.946	09:52:51.585
5 -	1:29.868	46.137	2:16.005 (1)	78.58		09:55:07.590

P4 76		Kristian WHYBROW		Suzuki -		
IDEAL LAP TIME : 2:15.948		BEST LAP TIME : 2:15.948		DIFFERENCE : 0.000		
LAP	SECTOR 1	SECTOR 2	LAP TIME	MPH	DIFF	TIME OF DAY
1 -			2:32.513	70.07	16.565	09:46:04.415
2 -	1:33.586	47.332	2:20.918	75.84	4.970	09:48:25.333
3 -	1:31.566	47.315	2:18.881 (3)	76.95	2.933	09:50:44.214
4 -	1:29.931	46.017	2:15.948 (1)	78.61		09:53:00.162
5 -	1:30.274	46.255	2:16.529 (2)	78.28	0.581	09:55:16.691

P5 35		Tim CORNWALL		Suzuki - Impact prestige body work		
IDEAL LAP TIME : 2:18.919		BEST LAP TIME : 2:20.072		DIFFERENCE : 1.153		
LAP	SECTOR 1	SECTOR 2	LAP TIME	MPH	DIFF	TIME OF DAY
1 -			2:39.168	67.14	19.096	09:46:11.070
2 -	1:35.548	49.352	2:24.900	73.76	4.828	09:48:35.970
3 -	1:31.196	48.876	2:20.072 (1)	76.30		09:50:56.042
4 -	1:32.034	48.776	2:20.810 (3)	75.90	0.738	09:53:16.852
5 -	1:32.951	47.723	2:20.674 (2)	75.97	0.602	09:55:37.526

P6 26		Eiren LONGWILL		Honda -		
IDEAL LAP TIME : 2:20.884		BEST LAP TIME : 2:20.884		DIFFERENCE : 0.000		
LAP	SECTOR 1	SECTOR 2	LAP TIME	MPH	DIFF	TIME OF DAY
1 -			2:36.627	68.23	15.743	09:46:08.529
2 -	1:34.547	48.270	2:22.817 (2)	74.83	1.933	09:48:31.346
3 -	1:35.193	48.821	2:24.014	74.21	3.130	09:50:55.360
4 -	1:35.277	47.743	2:23.020 (3)	74.73	2.136	09:53:18.380
5 -	1:33.589	47.295	2:20.884 (1)	75.86		09:55:39.264

P7 15		Ben CATT		Suzuki -		
IDEAL LAP TIME : 2:21.443		BEST LAP TIME : 2:21.443		DIFFERENCE : 0.000		
LAP	SECTOR 1	SECTOR 2	LAP TIME	MPH	DIFF	TIME OF DAY

Weather / Track : Cloudy / Wet

Snetterton 300
Circuit Length = 2.9689 miles
Start: 09:43 Flag 09:54 End: 09:56

BMCRC - MRO Championships 2015 - Rnd 2 @ Snetterton 300

BMCRC Rookie 1000

RACE 21 - SECTOR ANALYSIS

SECTOR 1 = FL to I1, SECTOR 2 = I1 to I2, SECTOR 3 = I2 to FL, DIFF = Difference To Personal Best Lap

1 -			2:40.598	66.55	19.155	09:46:12.500
2 -	1:37.241	48.369	2:25.610 (3)	73.40	4.167	09:48:38.110
3 -	1:37.070	48.818	2:25.888	73.26	4.445	09:51:03.998
4 -	1:34.750	47.586	2:22.336 (2)	75.09	0.893	09:53:26.334
5 -	1:34.580	46.863	2:21.443 (1)	75.56		09:55:47.777

P8 69 Patrick ABBONDANZA		Kawasaki -				
IDEAL LAP TIME : 2:21.943		BEST LAP TIME : 2:21.943		DIFFERENCE : 0.000		
LAP	SECTOR 1	SECTOR 2	LAP TIME	MPH	DIFF	TIME OF DAY
1 -			2:34.750	69.06	12.807	09:46:06.652
2 -	1:49.981	50.401	2:40.382	66.64	18.439	09:48:47.034
3 -	1:34.996	48.696	2:23.692 (2)	74.38	1.749	09:51:10.726
4 -	1:34.966	49.152	2:24.118 (3)	74.16	2.175	09:53:34.844
5 -	1:33.279	48.664	2:21.943 (1)	75.29		09:55:56.787

P9 52 Lee BARRETT		Honda - LKJ contracts				
IDEAL LAP TIME : 2:22.460		BEST LAP TIME : 2:22.660		DIFFERENCE : 0.200		
LAP	SECTOR 1	SECTOR 2	LAP TIME	MPH	DIFF	TIME OF DAY
1 -			2:49.422	63.08	26.762	09:46:21.324
2 -	1:39.441	50.716	2:30.157	71.17	7.497	09:48:51.481
3 -	1:36.951	49.302	2:26.253 (3)	73.07	3.593	09:51:17.734
4 -	1:35.699	48.574	2:24.273 (2)	74.08	1.613	09:53:42.007
5 -	1:33.886	48.774	2:22.660 (1)	74.91		09:56:04.667

P10 9 Mark O'BRIEN		Ducati - obrienhifi.com				
IDEAL LAP TIME : 2:25.812		BEST LAP TIME : 2:25.812		DIFFERENCE : 0.000		
LAP	SECTOR 1	SECTOR 2	LAP TIME	MPH	DIFF	TIME OF DAY
1 -			2:44.311	65.04	18.499	09:46:16.213
2 -	1:38.332	51.460	2:29.792	71.35	3.980	09:48:46.005
3 -	1:36.413	49.678	2:26.091 (2)	73.16	0.279	09:51:12.096
4 -	1:36.419	50.708	2:27.127 (3)	72.64	1.315	09:53:39.223
5 -	1:36.151	49.661	2:25.812 (1)	73.30		09:56:05.035

P11 32 James CHORLTON		Honda - We fight any claim				
IDEAL LAP TIME : 2:26.121		BEST LAP TIME : 2:26.121		DIFFERENCE : 0.000		
LAP	SECTOR 1	SECTOR 2	LAP TIME	MPH	DIFF	TIME OF DAY
1 -			2:48.300	63.50	22.179	09:46:20.202
2 -	1:42.968	53.697	2:36.665	68.22	10.544	09:48:56.867
3 -	1:42.538	52.298	2:34.836 (3)	69.02	8.715	09:51:31.703
4 -	1:37.079	50.710	2:27.789 (2)	72.31	1.668	09:53:59.492
5 -	1:35.623	50.498	2:26.121 (1)	73.14		09:56:25.613

P12 25 Louis BARTLETT		Kawasaki -				
IDEAL LAP TIME : 2:28.672		BEST LAP TIME : 2:28.672		DIFFERENCE : 0.000		
LAP	SECTOR 1	SECTOR 2	LAP TIME	MPH	DIFF	TIME OF DAY
1 -			2:50.208	62.79	21.536	09:46:22.110
2 -	1:41.786	53.654	2:35.440	68.76	6.768	09:48:57.550
3 -	1:41.072	50.712	2:31.784 (3)	70.41	3.112	09:51:29.334
4 -	1:40.440	50.392	2:30.832 (2)	70.86	2.160	09:54:00.166
5 -	1:38.516	50.156	2:28.672 (1)	71.89		09:56:28.838

P13 10 Mark MASKELL		BMW - h4hrr.co.uk - Poppy Nursing Services				
IDEAL LAP TIME : 2:30.752		BEST LAP TIME : 2:31.526		DIFFERENCE : 0.774		
LAP	SECTOR 1	SECTOR 2	LAP TIME	MPH	DIFF	TIME OF DAY
1 -			2:44.253	65.07	12.727	09:46:16.155
2 -	1:45.182	51.796	2:36.978	68.08	5.452	09:48:53.133
3 -	1:43.464	52.491	2:35.955 (3)	68.53	4.429	09:51:29.088
4 -	1:42.077	50.389	2:32.466 (2)	70.10	0.940	09:54:01.554

Weather / Track : Cloudy / Wet

Snetterton 300
Circuit Length = 2.9689 miles
Start: 09:43 Flag 09:54 End: 09:56

BMCRC - MRO Championships 2015 - Rnd 2 @ Snetterton 300

BMCRC Rookie 1000

RACE 21 - SECTOR ANALYSIS

SECTOR 1 = FL to I1, SECTOR 2 = I1 to I2, SECTOR 3 = I2 to FL, DIFF = Difference To Personal Best Lap

5 - 1:40.363

51.163

2:31.526 (1) 70.53

09:56:33.080

P14 181	Mark WHITE	Yamaha -
IDEAL LAP TIME : 2:33.891	BEST LAP TIME : 2:34.511	DIFFERENCE : 0.620

LAP	SECTOR 1	SECTOR 2	LAP TIME	MPH	DIFF	TIME OF DAY
1 -			2:49.769	62.95	15.258	09:46:21.671
2 -	1:41.947	53.537	2:35.484 (2)	68.74	0.973	09:48:57.155
3 -	1:42.567	51.944	2:34.511 (1)	69.17		09:51:31.666
4 -	1:45.626	51.958	2:37.584 (3)	67.82	3.073	09:54:09.250
5 -	1:47.319	51.944	2:39.263	67.10	4.752	09:56:48.513

P15 79	Rodney HACLIN	Suzuki - www.manormews.co.uk
IDEAL LAP TIME : 2:13.728	BEST LAP TIME : 2:13.807	DIFFERENCE : 0.079

LAP	SECTOR 1	SECTOR 2	LAP TIME	MPH	DIFF	TIME OF DAY
1 -			2:26.499	72.95	12.692	09:45:58.401
2 -	1:30.812	46.548	2:17.360 (3)	77.81	3.553	09:48:15.761
3 -	1:28.405	45.402	2:13.807 (1)	79.87		09:50:29.568
4 -	1:29.062	45.323	2:14.385 (2)	79.53	0.578	09:52:43.953

P16 82	Shane YOUNG	Yamaha -
IDEAL LAP TIME : 2:23.166	BEST LAP TIME : 2:23.166	DIFFERENCE : 0.000

LAP	SECTOR 1	SECTOR 2	LAP TIME	MPH	DIFF	TIME OF DAY
1 -			2:24.365 (2)	74.03	1.199	09:45:56.267
2 -	1:30.241	52.925	2:23.166 (1)	74.65		09:48:19.433

P17 39	Antony COPLEY	Kawasaki -
IDEAL LAP TIME :	BEST LAP TIME : 2:27.427	DIFFERENCE :

LAP	SECTOR 1	SECTOR 2	LAP TIME	MPH	DIFF	TIME OF DAY
1 -			2:27.427 (1)	72.49		09:45:59.329

P18 44	Kevan BARRATT	Kawasaki - LKJ Contracts
IDEAL LAP TIME :	BEST LAP TIME : 3:02.932	DIFFERENCE :

LAP	SECTOR 1	SECTOR 2	LAP TIME	MPH	DIFF	TIME OF DAY
1 -			3:02.932 (1)	58.42		09:46:34.834

BMCRC - MRO Championships 2015 - Rnd 2 @ Snetterton 300

BMCRC Rookie 1000

RACE 21 - BEST SECTORS

SECTOR 1			SECTOR 2			IDEAL / BEST COMPARISON						
POS	NO	NAME	TIME	NO	NAME	TIME	POS	NO	NAME	IDEAL	BEST	DIFF
									PERFECT LAP	2:13.683		
1	79	HACLIN	1:28.405	29	COADY	45.278	1	79	HACLIN	2:13.728	2:13.807	0.079
2	78	HERBERT	1:29.164	79	HACLIN	45.323	2	78	HERBERT	2:14.535	2:15.417	0.882
3	80	DANGERFIELD	1:29.868	78	HERBERT	45.371	3	29	COADY	2:15.277	2:15.473	0.196
4	76	WHYBROW	1:29.931	76	WHYBROW	46.017	4	76	WHYBROW	2:15.948	2:15.948	0.000
5	29	COADY	1:29.999	80	DANGERFIELD	46.137	5	80	DANGERFIELD	2:16.005	2:16.005	0.000
6	82	YOUNG	1:30.241	15	CATT	46.863	6	35	CORNWALL	2:18.919	2:20.072	1.153
7	35	CORNWALL	1:31.196	26	LONGWILL	47.295	7	26	LONGWILL	2:20.884	2:20.884	0.000
8	69	ABBONDANZA	1:33.279	35	CORNWALL	47.723	8	15	CATT	2:21.443	2:21.443	0.000
9	26	LONGWILL	1:33.589	52	BARRETT	48.574	9	69	ABBONDANZA	2:21.943	2:21.943	0.000
10	52	BARRETT	1:33.886	69	ABBONDANZA	48.664	10	52	BARRETT	2:22.460	2:22.660	0.200
11	15	CATT	1:34.580	9	O'BRIEN	49.661	11	82	YOUNG	2:23.166	2:23.166	0.000
12	32	CHORLTON	1:35.623	25	BARTLETT	50.156	12	9	O'BRIEN	2:25.812	2:25.812	0.000
13	9	O'BRIEN	1:36.151	10	MASKELL	50.389	13	32	CHORLTON	2:26.121	2:26.121	0.000
14	25	BARTLETT	1:38.516	32	CHORLTON	50.498	14	25	BARTLETT	2:28.672	2:28.672	0.000
15	10	MASKELL	1:40.363	181	WHITE	51.944	15	10	MASKELL	2:30.752	2:31.526	0.774
16	181	WHITE	1:41.947	82	YOUNG	52.925	16	181	WHITE	2:33.891	2:34.511	0.620
17							17	39	COPLEY		2:27.427	
18							18	44	BARRATT		3:02.932	
19												

Weather / Track : Cloudy / Wet

Results can be found at www.tsl-timing.com

Snetterton 300

Circuit Length = 2.9689 miles

Start: 09:43 Flag 09:54 End: 09:56

Printed - 10:04 Sunday, 26 April 2015


BMCRC - MRO Championships 2015 - Rnd 2 @ Snetterton 300

BMCRC Rookie 1000

RACE 10 - GRID (5 Laps)



ROW 8	22	49 David GROOME				
ROW 7	21	98 Antoni LOCH	20	171 Daniel GIBBS	19	72 Jim DAVIES
ROW 6	18	44 Kevan BARRATT	17	39 Antony COPLEY	16	82 Shane YOUNG
ROW 5	15	79 Rodney HACLIN	14	181 Mark WHITE	13	10 Mark MASKELL
ROW 4	12	25 Louis BARTLETT	11	32 James CHORLTON	10	9 Mark O'BRIEN
ROW 3	9	52 Lee BARRETT	8	69 Patrick ABBONDANZA	7	15 Ben CATT
ROW 2	6	26 Eiren LONGWILL	5	35 Tim CORNWALL	4	76 Kristian WHYBROW
ROW 1	3	80 Mark DANGERFIELD	2	29 Aaron COADY	1	78 Shane HERBERT Pole



Snetterton 300
Circuit Length = 2.9689 miles

These results are provisional until the conclusion of any judicial and technical matters.

Clerk Of Course :		Timekeeper :	
-------------------	--	--------------	--

Results can be found at www.tsl-timing.com

Printed - 10:07 Sunday, 26 April 2015



BMCRC - MRO Championships 2015 - Rnd 2 @ Snetterton 300

BMCRC Rookie 1000

RACE 10 - CLASSIFICATION



POS	NO	NAME	ENTRY	LAPS	TIME	GAP	DIFF	MPH	BEST	ON
1	78	Shane HERBERT	Kawasaki -	5	10:38.725			83.66	2:05.924	4
2	35	Tim CORNWALL	Suzuki - Impact prestige body work	5	10:40.127	1.402	1.402	83.48	2:06.299	5
3	10	Mark MASKELL	BMW - h4hrr.co.uk - Poppy Nursing Services	5	10:41.300	2.575	1.173	83.33	2:04.090	5
4	32	James CHORLTON	Honda - We fight any claim	5	10:42.077	3.352	0.777	83.23	2:05.392	5
5	79	Rodney HACLIN	Suzuki - www.manormews.co.uk	5	10:46.819	8.094	4.742	82.62	2:05.151	5
6	80	Mark DANGERFIELD	Honda -	5	10:51.070	12.345	4.251	82.08	2:07.926	2
7	9	Mark O'BRIEN	Ducati - obrienhifi.com	5	11:06.968	28.243	15.898	80.12	2:09.405	2
8	76	Kristian WHYBROW	Suzuki -	5	11:07.218	28.493	0.250	80.09	2:10.474	5
9	39	Antony COPLEY	Kawasaki -	5	11:16.559	37.834	9.341	78.98	2:12.104	3
10	25	Louis BARTLETT	Kawasaki -	5	11:21.987	43.262	5.428	78.35	2:13.356	4
11	52	Lee BARRETT	Honda - LKJ contracts	5	11:22.470	43.745	0.483	78.30	2:10.424	5
12	29	Aaron COADY	Kawasaki - Palmer Performance / Tyres4Bikes	5	11:26.333	47.608	3.863	77.86	2:09.814	2
13	69	Patrick ABBONDANZA	Kawasaki -	5	11:38.258	59.533	11.925	76.53	2:13.807	3
14	15	Ben CATT	Suzuki -	5	11:39.804	1:01.079	1.546	76.36	2:16.682	4
15	26	Eiren LONGWILL	Honda -	5	11:42.081	1:03.356	2.277	76.11	2:16.767	5
16	171	Daniel GIBBS	Suzuki - Thomas Racing	5	12:15.649	1:36.924	33.568	72.64	2:24.210	5
17	72	Jim DAVIES	Yamaha - Necci Motorcycles Ltd	5	12:37.074	1:58.349	21.425	70.58	2:28.714	2
18	44	Kevan BARRATT	Kawasaki - LKJ Contracts	5	12:38.571	1:59.846	1.497	70.44	2:28.925	2

FASTEST LAP

10	Mark MASKELL	BMW - h4hrr.co.uk - Poppy Nursing Services	5	2:04.090	86.13 mph	138.61 kph
----	--------------	--	---	----------	-----------	------------

90% of Race Speed = 75.29 mph

Snetterton 300

Circuit Length = 2.9689 miles

Start: 13:56 Flag 14:06 End: 14:08

Weather / Track : Cloudy / Dry

These results are provisional until the conclusion of any judicial and technical matters.

Clerk Of Course :	Timekeeper :
-------------------	--------------

Results can be found at www.tsl-timing.com

Printed - 14:09 Sunday, 26 April 2015



BMCRC - MRO Championships 2015 - Rnd 2 @ Snetterton 300

BMCRC Rookie 1000

RACE 10 - LAP CHART

LAP 1 @ 13:58:13.822			LAP 2 @ 14:00:20.618			LAP 3 @ 14:02:27.816			LAP 4 @ 14:04:33.879			LAP 5 @ 14:06:39.845		
NO	BEHIND	LAP TIME	NO	BEHIND	LAP TIME	NO	BEHIND	LAP TIME	NO	BEHIND	LAP TIME	NO	BEHIND	LAP TIME
35		2:12.702	35		2:06.796	35		2:07.198	78		2:05.924	78		2:05.966
78	0.186	2:12.888	78	0.224	2:06.834	78	0.139	2:07.113	35	1.069	2:07.132	35	1.402	2:06.299
29	3.054	2:15.756	80	4.609	2:07.926	32	4.557	2:06.960	32	3.926	2:05.432	10	2.575	2:04.090
80	3.479	2:16.181	32	4.795	2:07.993	10	4.964	2:06.784	10	4.451	2:05.550	32	3.352	2:05.392
32	3.598	2:16.300	10	5.378	2:08.126	80	5.899	2:08.488	79	8.909	2:06.775	79	8.094	2:05.151
10	4.048	2:16.750	29	6.072	2:09.814	79	8.197	2:05.492	80	9.005	2:09.169	80	12.345	2:09.306
79	9.855	2:22.557	79	9.903	2:06.844	9	17.624	2:11.770	9	22.678	2:11.117	9	28.243	2:11.531
69	9.956	2:22.658	9	13.052	2:09.405	76	19.268	2:10.803	76	23.985	2:10.780	76	28.493	2:10.474
9	10.443	2:23.145	76	15.663	2:11.034	39	24.709	2:12.104	39	31.383	2:12.737	39	37.834	2:12.417
39	11.360	2:24.062	69	18.505	2:15.345	69	25.114	2:13.807	69	33.876	2:14.825	25	43.262	2:14.560
76	11.425	2:24.127	25	19.782	2:14.122	25	27.375	2:14.791	25	34.668	2:13.356	52	43.745	2:10.424
25	12.456	2:25.158	39	19.803	2:15.239	52	34.859	2:13.295	52	39.287	2:10.491	29	47.608	2:12.554
26	15.747	2:28.449	26	27.326	2:18.375	29	35.918	2:37.044	29	41.020	2:11.165	69	59.533	2:31.623
15	16.242	2:28.944	15	27.840	2:18.394	26	38.946	2:18.818	15	50.337	2:16.682	15	1:01.079	2:16.708
52	22.258	2:34.960	52	28.762	2:13.300	15	39.718	2:19.076	26	52.555	2:19.672	26	1:03.356	2:16.767
171	22.969	2:35.671	171	41.033	2:24.860	171	1:00.187	2:26.352	171	1:18.680	2:24.556	171	1:36.924	2:24.210
44	23.642	2:36.344	44	45.771	2:28.925	44	1:08.254	2:29.681	44	1:34.301	2:32.110	72	1:58.349	2:29.210
72	25.358	2:38.060	72	47.276	2:28.714	72	1:10.027	2:29.949	72	1:35.105	2:31.141	44	1:59.846	2:31.511

Weather / Track : Cloudy / Dry

Results can be found at www.tsl-timing.com

Snetterton 300

Circuit Length = 2.9689 miles

Start: 13:56 Flag 14:06 End: 14:08

Printed - 14:10 Sunday, 26 April 2015

BMCRC - MRO Championships 2015 - Rnd 2 @ Snetterton 300

BMCRC Rookie 1000

RACE 10 - SECTOR ANALYSIS

SECTOR 1 = FL to I1, SECTOR 2 = I1 to I2, SECTOR 3 = I2 to FL, DIFF = Difference To Personal Best Lap

P1 78		Shane HERBERT		Kawasaki -		
IDEAL LAP TIME : 2:05.816		BEST LAP TIME : 2:05.924		DIFFERENCE : 0.108		
LAP	SECTOR 1	SECTOR 2	LAP TIME	MPH	DIFF	TIME OF DAY
1 -		42.197	2:12.888	80.42	6.964	13:58:14.008
2 -	1:24.323	42.511	2:06.834 (3)	84.26	0.910	14:00:20.842
3 -	1:24.927	42.186	2:07.113	84.08	1.189	14:02:27.955
4 -	1:23.924	42.000	2:05.924 (1)	84.87		14:04:33.879
5 -	1:24.074	41.892	2:05.966 (2)	84.84	0.042	14:06:39.845

P2 35		Tim CORNWALL		Suzuki - Impact prestige body work		
IDEAL LAP TIME : 2:06.299		BEST LAP TIME : 2:06.299		DIFFERENCE : 0.000		
LAP	SECTOR 1	SECTOR 2	LAP TIME	MPH	DIFF	TIME OF DAY
1 -		42.966	2:12.702	80.54	6.403	13:58:13.822
2 -	1:23.911	42.885	2:06.796 (2)	84.29	0.497	14:00:20.618
3 -	1:24.517	42.681	2:07.198	84.02	0.899	14:02:27.816
4 -	1:24.201	42.931	2:07.132 (3)	84.07	0.833	14:04:34.948
5 -	1:23.893	42.406	2:06.299 (1)	84.62		14:06:41.247

P3 10		Mark MASKELL		BMW - h4rr.co.uk - Poppy Nursing Services		
IDEAL LAP TIME : 2:04.090		BEST LAP TIME : 2:04.090		DIFFERENCE : 0.000		
LAP	SECTOR 1	SECTOR 2	LAP TIME	MPH	DIFF	TIME OF DAY
1 -		43.401	2:16.750	78.15	12.660	13:58:17.870
2 -	1:25.142	42.984	2:08.126	83.41	4.036	14:00:25.996
3 -	1:24.532	42.252	2:06.784 (3)	84.30	2.694	14:02:32.780
4 -	1:23.401	42.149	2:05.550 (2)	85.13	1.460	14:04:38.330
5 -	1:22.379	41.711	2:04.090 (1)	86.13		14:06:42.420

P4 32		James CHORLTON		Honda - We fight any claim		
IDEAL LAP TIME : 2:04.955		BEST LAP TIME : 2:05.392		DIFFERENCE : 0.437		
LAP	SECTOR 1	SECTOR 2	LAP TIME	MPH	DIFF	TIME OF DAY
1 -		43.287	2:16.300	78.41	10.908	13:58:17.420
2 -	1:25.250	42.743	2:07.993	83.50	2.601	14:00:25.413
3 -	1:24.650	42.310	2:06.960 (3)	84.18	1.568	14:02:32.373
4 -	1:23.188	42.244	2:05.432 (2)	85.21	0.040	14:04:37.805
5 -	1:23.625	41.767	2:05.392 (1)	85.23		14:06:43.197

P5 79		Rodney HACLIN		Suzuki - www.manormews.co.uk		
IDEAL LAP TIME : 2:05.112		BEST LAP TIME : 2:05.151		DIFFERENCE : 0.039		
LAP	SECTOR 1	SECTOR 2	LAP TIME	MPH	DIFF	TIME OF DAY
1 -		43.931	2:22.557	74.97	17.406	13:58:23.677
2 -	1:24.772	42.072	2:06.844	84.26	1.693	14:00:30.521
3 -	1:23.723	41.769	2:05.492 (2)	85.16	0.341	14:02:36.013
4 -	1:23.510	43.265	2:06.775 (3)	84.30	1.624	14:04:42.788
5 -	1:23.549	41.602	2:05.151 (1)	85.40		14:06:47.939

P6 80		Mark DANGERFIELD		Honda -		
IDEAL LAP TIME : 2:07.926		BEST LAP TIME : 2:07.926		DIFFERENCE : 0.000		
LAP	SECTOR 1	SECTOR 2	LAP TIME	MPH	DIFF	TIME OF DAY
1 -		43.705	2:16.181	78.48	8.255	13:58:17.301
2 -	1:24.827	43.099	2:07.926 (1)	83.54		14:00:25.227
3 -	1:24.899	43.589	2:08.488 (2)	83.18	0.562	14:02:33.715
4 -	1:25.550	43.619	2:09.169 (3)	82.74	1.243	14:04:42.884
5 -	1:25.471	43.835	2:09.306	82.65	1.380	14:06:52.190

P7 9		Mark O'BRIEN		Ducati - obrienhifi.com		
IDEAL LAP TIME : 2:09.405		BEST LAP TIME : 2:09.405		DIFFERENCE : 0.000		
LAP	SECTOR 1	SECTOR 2	LAP TIME	MPH	DIFF	TIME OF DAY

Weather / Track : Cloudy / Dry

Snetterton 300
Circuit Length = 2.9689 miles
Start: 13:56 Flag 14:06 End: 14:08

BMCRC - MRO Championships 2015 - Rnd 2 @ Snetterton 300

BMCRC Rookie 1000

RACE 10 - SECTOR ANALYSIS

SECTOR 1 = FL to I1, SECTOR 2 = I1 to I2, SECTOR 3 = I2 to FL, DIFF = Difference To Personal Best Lap

1 -		44.731	2:23.145	74.66	13.740	13:58:24.265
2 -	1:25.874	43.531	2:09.405 (1)	82.59		14:00:33.670
3 -	1:27.319	44.451	2:11.770	81.11	2.365	14:02:45.440
4 -	1:27.066	44.051	2:11.117 (2)	81.51	1.712	14:04:56.557
5 -	1:27.343	44.188	2:11.531 (3)	81.25	2.126	14:07:08.088

P8	76	Kristian WHYBROW	Suzuki -			
IDEAL LAP TIME : 2:10.064		BEST LAP TIME : 2:10.474		DIFFERENCE : 0.410		
LAP	SECTOR 1	SECTOR 2	LAP TIME	MPH	DIFF	TIME OF DAY
1 -		45.261	2:24.127	74.15	13.653	13:58:25.247
2 -	1:27.346	43.688	2:11.034	81.56	0.560	14:00:36.281
3 -	1:26.784	44.019	2:10.803 (3)	81.71	0.329	14:02:47.084
4 -	1:26.524	44.256	2:10.780 (2)	81.72	0.306	14:04:57.864
5 -	1:26.376	44.098	2:10.474 (1)	81.91		14:07:08.338

P9	39	Antony COPLEY	Kawasaki -			
IDEAL LAP TIME : 2:12.001		BEST LAP TIME : 2:12.104		DIFFERENCE : 0.103		
LAP	SECTOR 1	SECTOR 2	LAP TIME	MPH	DIFF	TIME OF DAY
1 -		45.589	2:24.062	74.19	11.958	13:58:25.182
2 -	1:30.493	44.746	2:15.239	79.03	3.135	14:00:40.421
3 -	1:27.985	44.119	2:12.104 (1)	80.90		14:02:52.525
4 -	1:28.560	44.177	2:12.737 (3)	80.52	0.633	14:05:05.262
5 -	1:28.401	44.016	2:12.417 (2)	80.71	0.313	14:07:17.679

P10	25	Louis BARTLETT	Kawasaki -			
IDEAL LAP TIME : 2:13.002		BEST LAP TIME : 2:13.356		DIFFERENCE : 0.354		
LAP	SECTOR 1	SECTOR 2	LAP TIME	MPH	DIFF	TIME OF DAY
1 -		45.127	2:25.158	73.63	11.802	13:58:26.278
2 -	1:28.721	45.401	2:14.122 (2)	79.68	0.766	14:00:40.400
3 -	1:29.747	45.044	2:14.791	79.29	1.435	14:02:55.191
4 -	1:29.075	44.281	2:13.356 (1)	80.14		14:05:08.547
5 -	1:29.731	44.829	2:14.560 (3)	79.42	1.204	14:07:23.107

P11	52	Lee BARRETT	Honda - LKJ contracts			
IDEAL LAP TIME : 2:10.062		BEST LAP TIME : 2:10.424		DIFFERENCE : 0.362		
LAP	SECTOR 1	SECTOR 2	LAP TIME	MPH	DIFF	TIME OF DAY
1 -		47.439	2:34.960	68.97	24.536	13:58:36.080
2 -	1:28.225	45.075	2:13.300	80.18	2.876	14:00:49.380
3 -	1:28.689	44.606	2:13.295 (3)	80.18	2.871	14:03:02.675
4 -	1:27.190	43.301	2:10.491 (2)	81.90	0.067	14:05:13.166
5 -	1:26.761	43.663	2:10.424 (1)	81.94		14:07:23.590

P12	29	Aaron COADY	Kawasaki - Palmer Performance / Tyres4Bikes			
IDEAL LAP TIME : 2:09.454		BEST LAP TIME : 2:09.814		DIFFERENCE : 0.360		
LAP	SECTOR 1	SECTOR 2	LAP TIME	MPH	DIFF	TIME OF DAY
1 -		43.683	2:15.756	78.72	5.942	13:58:16.876
2 -	1:25.771	44.043	2:09.814 (1)	82.33		14:00:26.690
3 -	1:51.893	45.151	2:37.044	68.05	27.230	14:03:03.734
4 -	1:27.034	44.131	2:11.165 (2)	81.48	1.351	14:05:14.899
5 -	1:27.853	44.701	2:12.554 (3)	80.63	2.740	14:07:27.453

P13	69	Patrick ABBONDANZA	Kawasaki -			
IDEAL LAP TIME : 2:13.328		BEST LAP TIME : 2:13.807		DIFFERENCE : 0.479		
LAP	SECTOR 1	SECTOR 2	LAP TIME	MPH	DIFF	TIME OF DAY
1 -		45.319	2:22.658	74.92	8.851	13:58:23.778
2 -	1:30.458	44.887	2:15.345 (3)	78.96	1.538	14:00:39.123
3 -	1:28.840	44.967	2:13.807 (1)	79.87		14:02:52.930
4 -	1:30.337	44.488	2:14.825 (2)	79.27	1.018	14:05:07.755

Weather / Track : Cloudy / Dry

Snetterton 300
Circuit Length = 2.9689 miles
Start: 13:56 Flag 14:06 End: 14:08

BMCRC - MRO Championships 2015 - Rnd 2 @ Snetterton 300

BMCRC Rookie 1000

RACE 10 - SECTOR ANALYSIS

SECTOR 1 = FL to I1, SECTOR 2 = I1 to I2, SECTOR 3 = I2 to FL, DIFF = Difference To Personal Best Lap

5 - 1:35.215 56.408 2:31.623 70.49 17.816 14:07:39.378

P14 15 Ben CATT		Suzuki -				
IDEAL LAP TIME : 2:16.667		BEST LAP TIME : 2:16.682		DIFFERENCE : 0.015		
LAP	SECTOR 1	SECTOR 2	LAP TIME	MPH	DIFF	TIME OF DAY
1 -		46.557	2:28.944	71.75	12.262	13:58:30.064
2 -	1:31.345	47.049	2:18.394 (3)	77.22	1.712	14:00:48.458
3 -	1:33.205	45.871	2:19.076	76.85	2.394	14:03:07.534
4 -	1:30.994	45.688	2:16.682 (1)	78.19		14:05:24.216
5 -	1:31.035	45.673	2:16.708 (2)	78.18	0.026	14:07:40.924

P15 26 Eiren LONGWILL		Honda -				
IDEAL LAP TIME : 2:14.194		BEST LAP TIME : 2:16.767		DIFFERENCE : 2.573		
LAP	SECTOR 1	SECTOR 2	LAP TIME	MPH	DIFF	TIME OF DAY
1 -		47.088	2:28.449	71.99	11.682	13:58:29.569
2 -	1:31.410	46.965	2:18.375 (2)	77.23	1.608	14:00:47.944
3 -	1:32.871	45.947	2:18.818 (3)	76.99	2.051	14:03:06.762
4 -	1:29.546	50.126	2:19.672	76.52	2.905	14:05:26.434
5 -	1:32.119	44.648	2:16.767 (1)	78.14		14:07:43.201

P16 171 Daniel GIBBS		Suzuki - Thomas Racing				
IDEAL LAP TIME : 2:24.210		BEST LAP TIME : 2:24.210		DIFFERENCE : 0.000		
LAP	SECTOR 1	SECTOR 2	LAP TIME	MPH	DIFF	TIME OF DAY
1 -		49.294	2:35.671	68.65	11.461	13:58:36.791
2 -	1:35.888	48.972	2:24.860 (3)	73.78	0.650	14:01:01.651
3 -	1:37.354	48.998	2:26.352	73.02	2.142	14:03:28.003
4 -	1:35.985	48.571	2:24.556 (2)	73.93	0.346	14:05:52.559
5 -	1:35.851	48.359	2:24.210 (1)	74.11		14:08:16.769

P17 72 Jim DAVIES		Yamaha - Necci Motorcycles Ltd				
IDEAL LAP TIME : 2:27.768		BEST LAP TIME : 2:28.714		DIFFERENCE : 0.946		
LAP	SECTOR 1	SECTOR 2	LAP TIME	MPH	DIFF	TIME OF DAY
1 -		50.977	2:38.060	67.62	9.346	13:58:39.180
2 -	1:37.987	50.727	2:28.714 (1)	71.87		14:01:07.894
3 -	1:39.569	50.380	2:29.949 (3)	71.27	1.235	14:03:37.843
4 -	1:40.203	50.938	2:31.141	70.71	2.427	14:06:08.984
5 -	1:39.429	49.781	2:29.210 (2)	71.63	0.496	14:08:38.194

P18 44 Kevan BARRATT		Kawasaki - LKJ Contracts				
IDEAL LAP TIME : 2:28.106		BEST LAP TIME : 2:28.925		DIFFERENCE : 0.819		
LAP	SECTOR 1	SECTOR 2	LAP TIME	MPH	DIFF	TIME OF DAY
1 -		50.339	2:36.344	68.36	7.419	13:58:37.464
2 -	1:38.312	50.613	2:28.925 (1)	71.76		14:01:06.389
3 -	1:39.567	50.114	2:29.681 (2)	71.40	0.756	14:03:36.070
4 -	1:40.489	51.621	2:32.110	70.26	3.185	14:06:08.180
5 -	1:41.717	49.794	2:31.511 (3)	70.54	2.586	14:08:39.691

Weather / Track : Cloudy / Dry

Snetterton 300

Circuit Length = 2.9689 miles

Start: 13:56 Flag 14:06 End: 14:08

BMCRC - MRO Championships 2015 - Rnd 2 @ Snetterton 300

BMCRC Rookie 1000

RACE 10 - BEST SECTORS

SECTOR 1			SECTOR 2			IDEAL / BEST COMPARISON						
POS	NO	NAME	TIME	NO	NAME	TIME	POS	NO	NAME	IDEAL	BEST	DIFF
									PERFECT LAP	2:03.981		
1	10	MASKELL	1:22.379	79	HACLIN	41.602	1	10	MASKELL	2:04.090	2:04.090	0.000
2	32	CHORLTON	1:23.188	10	MASKELL	41.711	2	32	CHORLTON	2:04.955	2:05.392	0.437
3	79	HACLIN	1:23.510	32	CHORLTON	41.767	3	79	HACLIN	2:05.112	2:05.151	0.039
4	35	CORNWALL	1:23.893	78	HERBERT	41.892	4	78	HERBERT	2:05.816	2:05.924	0.108
5	78	HERBERT	1:23.924	35	CORNWALL	42.406	5	35	CORNWALL	2:06.299	2:06.299	0.000
6	80	DANGERFIELD	1:24.827	80	DANGERFIELD	43.099	6	80	DANGERFIELD	2:07.926	2:07.926	0.000
7	29	COADY	1:25.771	52	BARRETT	43.301	7	9	O'BRIEN	2:09.405	2:09.405	0.000
8	9	O'BRIEN	1:25.874	9	O'BRIEN	43.531	8	29	COADY	2:09.454	2:09.814	0.360
9	76	WHYBROW	1:26.376	29	COADY	43.683	9	52	BARRETT	2:10.062	2:10.424	0.362
10	52	BARRETT	1:26.761	76	WHYBROW	43.688	10	76	WHYBROW	2:10.064	2:10.474	0.410
11	39	COPLEY	1:27.985	39	COPLEY	44.016	11	39	COPLEY	2:12.001	2:12.104	0.103
12	25	BARTLETT	1:28.721	25	BARTLETT	44.281	12	25	BARTLETT	2:13.002	2:13.356	0.354
13	69	ABBONDANZA	1:28.840	69	ABBONDANZA	44.488	13	69	ABBONDANZA	2:13.328	2:13.807	0.479
14	26	LONGWILL	1:29.546	26	LONGWILL	44.648	14	26	LONGWILL	2:14.194	2:16.767	2.573
15	15	CATT	1:30.994	15	CATT	45.673	15	15	CATT	2:16.667	2:16.682	0.015
16	171	GIBBS	1:35.851	171	GIBBS	48.359	16	171	GIBBS	2:24.210	2:24.210	0.000
17	72	DAVIES	1:37.987	72	DAVIES	49.781	17	72	DAVIES	2:27.768	2:28.714	0.946
18	44	BARRATT	1:38.312	44	BARRATT	49.794	18	44	BARRATT	2:28.106	2:28.925	0.819

Weather / Track : Cloudy / Dry

Results can be found at www.tsl-timing.com

Snetterton 300

Circuit Length = 2.9689 miles

Start: 13:56 Flag 14:06 End: 14:08

Printed - 14:09 Sunday, 26 April 2015


BMCRC - MRO Championships 2015 - Rnd 2 @ Snetterton 300

BMCRC Rookie 1000

RACE 21 - GRID (5 Laps)



ROW 8				22	49	David GROOME				
ROW 7		21	98	Antoni LOCH	20	82	Shane YOUNG	19	181	Mark WHITE
ROW 6	18	44	Kevan BARRATT	17	72	Jim DAVIES	16	171	Daniel GIBBS	
ROW 5		15	26	Eiren LONGWILL	14	15	Ben CATT	13	69	Patrick ABBONDANZA
ROW 4	12	29	Aaron COADY	11	52	Lee BARRETT	10	25	Louis BARTLETT	
ROW 3		9	39	Antony COPLEY	8	76	Kristian WHYBROW	7	9	Mark O'BRIEN
ROW 2	6	80	Mark DANGERFIELD	5	79	Rodney HACLIN	4	32	James CHORLTON	
ROW 1		3	10	Mark MASKELL	2	35	Tim CORNWALL	1	78	Shane HERBERT
										Pole



Snetterton 300
Circuit Length = 2.9689 miles

These results are provisional until the conclusion of any judicial and technical matters.

Clerk Of Course :		Timekeeper :	
-------------------	--	--------------	--

Results can be found at www.tsl-timing.com

Printed - 14:11 Sunday, 26 April 2015



BMCRC - MRO Championships 2015 - Rnd 2 @ Snetterton 300

BMCRC Rookie 1000

RACE 21 - CLASSIFICATION



POS	NO	NAME	ENTRY	LAPS	TIME	GAP	DIFF	MPH	BEST	ON
1	35	Tim CORNWALL	Suzuki - Impact prestige body work	5	10:40.113			83.48	2:05.685	4
2	78	Shane HERBERT	Kawasaki -	5	10:40.470	0.357	0.357	83.43	2:06.020	3
3	10	Mark MASKELL	BMW - h4rr.co.uk - Poppy Nursing Services	5	10:58.068	17.955	17.598	81.20	2:07.502	2
4	79	Rodney HACLIN	Suzuki - www.manormews.co.uk	5	10:58.655	18.542	0.587	81.13	2:05.618	5
5	29	Aaron COADY	Kawasaki - Palmer Performance / Tyres4Bikes	5	11:02.010	21.897	3.355	80.72	2:08.563	5
6	52	Lee BARRETT	Honda - LKJ contracts	5	11:04.684	24.571	2.674	80.39	2:10.511	5
7	39	Antony COPLEY	Kawasaki -	5	11:15.640	35.527	10.956	79.09	2:12.092	4
8	26	Eiren LONGWILL	Honda -	5	11:16.401	36.288	0.761	79.00	2:12.133	5
9	25	Louis BARTLETT	Kawasaki -	5	11:19.331	39.218	2.930	78.66	2:13.706	2

NOT CLASSIFIED

DNF 32 James CHORLTON Honda - We fight any claim 0

FASTEST LAP

79 Rodney HACLIN Suzuki - www.manormews.co.uk 5 2:05.618 85.08 mph 136.92 kph

90% of Race Speed = 75.13 mph

Weather / Track : Cloudy / Dry

These results are provisional until the conclusion of any judicial and technical matters.

Snetterton 300

Circuit Length = 2.9689 miles

Start: 17:21 Flag 17:31 End: 17:32

Clerk Of Course :	Timekeeper :
-------------------	--------------

Results can be found at www.tsl-timing.com

Printed - 17:33 Sunday, 26 April 2015



BMCRC - MRO Championships 2015 - Rnd 2 @ Snetterton 300

BMCRC Rookie 1000

RACE 21 - LAP CHART

LAP 1 @ 17:23:33.338			LAP 2 @ 17:25:42.004			LAP 3 @ 17:27:48.024			LAP 4 @ 17:29:54.348			LAP 5 @ 17:32:01.307		
NO	BEHIND	LAP TIME	NO	BEHIND	LAP TIME	NO	BEHIND	LAP TIME	NO	BEHIND	LAP TIME	NO	BEHIND	LAP TIME
35		2:12.144	78		2:08.479	78		2:06.020	35		2:05.685	35		2:06.959
78	0.187	2:12.331	35	0.117	2:08.783	35	0.639	2:06.542	78	0.347	2:06.671	78	0.357	2:06.969
52	6.585	2:18.729	10	8.543	2:07.502	10	12.594	2:10.071	10	16.150	2:09.880	10	17.955	2:08.764
29	7.502	2:19.646	52	10.884	2:12.965	52	16.261	2:11.397	79	19.883	2:09.092	79	18.542	2:05.618
10	9.707	2:21.851	29	11.405	2:12.569	79	17.115	2:08.541	29	20.293	2:09.329	29	21.897	2:08.563
25	9.941	2:22.085	79	14.594	2:09.099	29	17.288	2:11.903	52	21.019	2:11.082	52	24.571	2:10.511
39	11.013	2:23.157	25	14.981	2:13.706	25	22.877	2:13.916	39	29.736	2:12.092	39	35.527	2:12.750
26	11.857	2:24.001	39	16.289	2:13.942	26	23.636	2:12.718	25	30.288	2:13.735	26	36.288	2:12.133
79	14.161	2:26.305	26	16.938	2:13.747	39	23.968	2:13.699	26	31.114	2:13.802	25	39.218	2:15.889

Weather / Track : Cloudy / Dry

Results can be found at www.tsl-timing.com

Snetterton 300
Circuit Length = 2.9689 miles
Start: 17:21 Flag 17:31 End: 17:32

Printed - 17:33 Sunday, 26 April 2015

BMCRC - MRO Championships 2015 - Rnd 2 @ Snetterton 300

BMCRC Rookie 1000

RACE 21 - SECTOR ANALYSIS

SECTOR 1 = FL to I1, SECTOR 2 = I1 to I2, SECTOR 3 = I2 to FL, DIFF = Difference To Personal Best Lap

P1 35		Tim CORNWALL		Suzuki - Impact prestige body work		
IDEAL LAP TIME : 2:05.685		BEST LAP TIME : 2:05.685		DIFFERENCE : 0.000		
LAP	SECTOR 1	SECTOR 2	LAP TIME	MPH	DIFF	TIME OF DAY
1 -		42.392	2:12.144	80.88	6.459	17:23:33.338
2 -	1:25.624	43.159	2:08.783	82.99	3.098	17:25:42.121
3 -	1:23.990	42.552	2:06.542 (2)	84.46	0.857	17:27:48.663
4 -	1:23.322	42.363	2:05.685 (1)	85.03		17:29:54.348
5 -	1:23.891	43.068	2:06.959 (3)	84.18	1.274	17:32:01.307

P2 78		Shane HERBERT		Kawasaki -		
IDEAL LAP TIME : 2:05.691		BEST LAP TIME : 2:06.020		DIFFERENCE : 0.329		
LAP	SECTOR 1	SECTOR 2	LAP TIME	MPH	DIFF	TIME OF DAY
1 -		42.411	2:12.331	80.76	6.311	17:23:33.525
2 -	1:25.504	42.975	2:08.479	83.18	2.459	17:25:42.004
3 -	1:23.942	42.078	2:06.020 (1)	84.81		17:27:48.024
4 -	1:24.922	41.749	2:06.671 (2)	84.37	0.651	17:29:54.695
5 -	1:24.949	42.020	2:06.969 (3)	84.17	0.949	17:32:01.664

P3 10		Mark MASKELL		BMW - h4rr.co.uk - Poppy Nursing Services		
IDEAL LAP TIME : 2:07.226		BEST LAP TIME : 2:07.502		DIFFERENCE : 0.276		
LAP	SECTOR 1	SECTOR 2	LAP TIME	MPH	DIFF	TIME OF DAY
1 -		43.587	2:21.851	75.34	14.349	17:23:43.045
2 -	1:25.564	41.938	2:07.502 (1)	83.82		17:25:50.547
3 -	1:26.289	43.782	2:10.071	82.17	2.569	17:28:00.618
4 -	1:26.500	43.380	2:09.880 (3)	82.29	2.378	17:30:10.498
5 -	1:25.288	43.476	2:08.764 (2)	83.00	1.262	17:32:19.262

P4 79		Rodney HACLIN		Suzuki - www.manormews.co.uk		
IDEAL LAP TIME : 2:05.618		BEST LAP TIME : 2:05.618		DIFFERENCE : 0.000		
LAP	SECTOR 1	SECTOR 2	LAP TIME	MPH	DIFF	TIME OF DAY
1 -		42.953	2:26.305	73.05	20.687	17:23:47.499
2 -	1:26.231	42.868	2:09.099	82.78	3.481	17:25:56.598
3 -	1:24.912	43.629	2:08.541 (2)	83.14	2.923	17:28:05.139
4 -	1:26.512	42.580	2:09.092 (3)	82.79	3.474	17:30:14.231
5 -	1:23.351	42.267	2:05.618 (1)	85.08		17:32:19.849

P5 29		Aaron COADY		Kawasaki - Palmer Performance / Tyres4Bikes		
IDEAL LAP TIME : 2:08.294		BEST LAP TIME : 2:08.563		DIFFERENCE : 0.269		
LAP	SECTOR 1	SECTOR 2	LAP TIME	MPH	DIFF	TIME OF DAY
1 -		43.866	2:19.646	76.53	11.083	17:23:40.840
2 -	1:28.224	44.345	2:12.569	80.62	4.006	17:25:53.409
3 -	1:27.694	44.209	2:11.903 (3)	81.02	3.340	17:28:05.312
4 -	1:25.770	43.559	2:09.329 (2)	82.64	0.766	17:30:14.641
5 -	1:24.735	43.828	2:08.563 (1)	83.13		17:32:23.204

P6 52		Lee BARRETT		Honda - LKJ contracts		
IDEAL LAP TIME : 2:10.135		BEST LAP TIME : 2:10.511		DIFFERENCE : 0.376		
LAP	SECTOR 1	SECTOR 2	LAP TIME	MPH	DIFF	TIME OF DAY
1 -		44.282	2:18.729	77.04	8.218	17:23:39.923
2 -	1:28.669	44.296	2:12.965	80.38	2.454	17:25:52.888
3 -	1:27.851	43.546	2:11.397 (3)	81.34	0.886	17:28:04.285
4 -	1:27.681	43.401	2:11.082 (2)	81.53	0.571	17:30:15.367
5 -	1:26.734	43.777	2:10.511 (1)	81.89		17:32:25.878

P7 39		Antony COPLEY		Kawasaki -		
IDEAL LAP TIME : 2:11.246		BEST LAP TIME : 2:12.092		DIFFERENCE : 0.846		
LAP	SECTOR 1	SECTOR 2	LAP TIME	MPH	DIFF	TIME OF DAY
1 -						
2 -						
3 -						
4 -						
5 -						

Weather / Track : Cloudy / Dry

Snetterton 300
Circuit Length = 2.9689 miles
Start: 17:21 Flag 17:31 End: 17:32

BMCRC - MRO Championships 2015 - Rnd 2 @ Snetterton 300

BMCRC Rookie 1000

RACE 21 - SECTOR ANALYSIS

SECTOR 1 = FL to I1, SECTOR 2 = I1 to I2, SECTOR 3 = I2 to FL, DIFF = Difference To Personal Best Lap

1 -		45.244	2:23.157	74.65	11.065	17:23:44.351
2 -	1:29.548	44.394	2:13.942	79.79	1.850	17:25:58.293
3 -	1:28.824	44.875	2:13.699 (3)	79.94	1.607	17:28:11.992
4 -	1:27.859	44.233	2:12.092 (1)	80.91		17:30:24.084
5 -	1:29.363	43.387	2:12.750 (2)	80.51	0.658	17:32:36.834

P8	26	Eiren LONGWILL	Honda -			
IDEAL LAP TIME : 2:12.133		BEST LAP TIME : 2:12.133		DIFFERENCE : 0.000		
LAP	SECTOR 1	SECTOR 2	LAP TIME	MPH	DIFF	TIME OF DAY
1 -		45.036	2:24.001	74.22	11.868	17:23:45.195
2 -	1:29.058	44.689	2:13.747 (3)	79.91	1.614	17:25:58.942
3 -	1:27.942	44.776	2:12.718 (2)	80.53	0.585	17:28:11.660
4 -	1:28.577	45.225	2:13.802	79.87	1.669	17:30:25.462
5 -	1:27.940	44.193	2:12.133 (1)	80.88		17:32:37.595

P9	25	Louis BARTLETT	Kawasaki -			
IDEAL LAP TIME : 2:13.267		BEST LAP TIME : 2:13.706		DIFFERENCE : 0.439		
LAP	SECTOR 1	SECTOR 2	LAP TIME	MPH	DIFF	TIME OF DAY
1 -		44.457	2:22.085	75.22	8.379	17:23:43.279
2 -	1:28.908	44.798	2:13.706 (1)	79.93		17:25:56.985
3 -	1:28.810	45.106	2:13.916 (3)	79.81	0.210	17:28:10.901
4 -	1:28.823	44.912	2:13.735 (2)	79.91	0.029	17:30:24.636
5 -	1:30.323	45.566	2:15.889	78.65	2.183	17:32:40.525

BMCRC - MRO Championships 2015 - Rnd 2 @ Snetterton 300

BMCRC Rookie 1000

RACE 21 - BEST SECTORS

SECTOR 1			SECTOR 2			IDEAL / BEST COMPARISON						
POS	NO	NAME	TIME	NO	NAME	TIME	POS	NO	NAME	IDEAL	BEST	DIFF
									PERFECT LAP	2:05.071		
1	35	CORNWALL	1:23.322	78	HERBERT	41.749	1	79	HACLIN	2:05.618	2:05.618	0.000
2	79	HACLIN	1:23.351	10	MASKELL	41.938	2	35	CORNWALL	2:05.685	2:05.685	0.000
3	78	HERBERT	1:23.942	79	HACLIN	42.267	3	78	HERBERT	2:05.691	2:06.020	0.329
4	29	COADY	1:24.735	35	CORNWALL	42.363	4	10	MASKELL	2:07.226	2:07.502	0.276
5	10	MASKELL	1:25.288	39	COPLY	43.387	5	29	COADY	2:08.294	2:08.563	0.269
6	52	BARRETT	1:26.734	52	BARRETT	43.401	6	52	BARRETT	2:10.135	2:10.511	0.376
7	39	COPLY	1:27.859	29	COADY	43.559	7	39	COPLY	2:11.246	2:12.092	0.846
8	26	LONGWILL	1:27.940	26	LONGWILL	44.193	8	26	LONGWILL	2:12.133	2:12.133	0.000
9	25	BARTLETT	1:28.810	25	BARTLETT	44.457	9	25	BARTLETT	2:13.267	2:13.706	0.439
10												

Weather / Track : Cloudy / Dry

Results can be found at www.tsl-timing.com

Snetterton 300
Circuit Length = 2.9689 miles
Start: 17:21 Flag 17:31 End: 17:32

Printed - 17:33 Sunday, 26 April 2015



BMCRC Rookie 600

Snetterton 300

25th & 26th April 2015



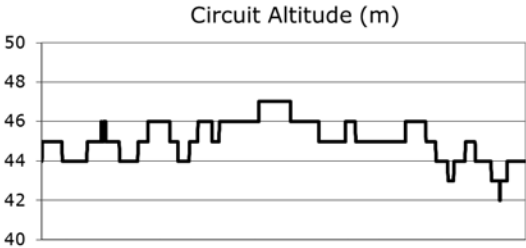
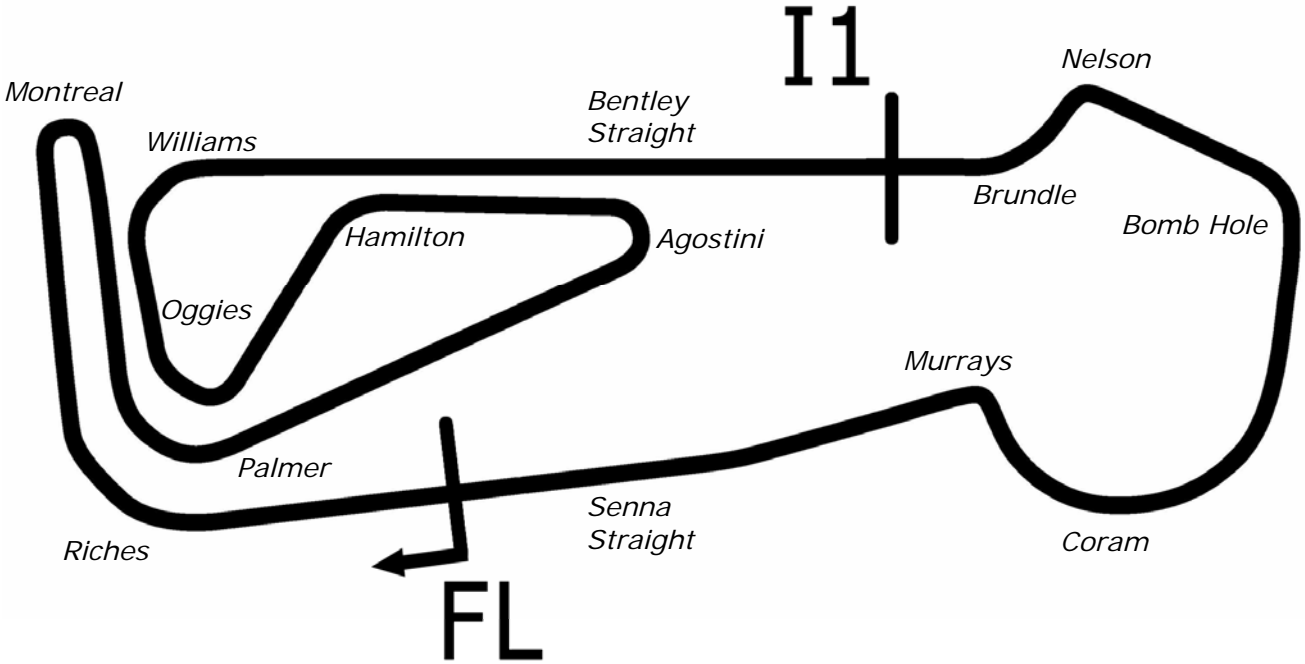
Results Provided by Timing Solutions Ltd
www.tsl-timing.com

Snetterton 300



SPORTS TIMING

TIMING SOLUTIONS LTD



Length	2.9689 miles	4778.0 m	
FL		52.46340 N	0.94476 E
I1	3198m	52.46617 N	0.94964 E
Pit Entry	4572m	52.46364 N	0.94774 E
Pit Exit	40m after FL	52.46338 N	0.94420 E
Pit Entry–Pit Exit 246m, 14.7s @60kph, 11.0s @80kph			

All results available at www.tsl-timing.com

BMCRC - MRO Championships 2015 - Rnd 2 @ Snetterton 300

BMCRC Rookie 600

QUALIFYING - CLASSIFICATION



POS	NO	CL	PIC NAME	ENTRY	TIME	ON	LAPS	GAP	DIFF	MPH
1	6	1	Dominic PETTIT	Yamaha - Camclad Contractors	2:28.326	3	4			72.05
2	24	2	Callaghn EDSER	Yamaha -	2:29.612	3	3	1.286	1.286	71.43
3	90	3	Benjamin COTGROVE	Triumph - NR Racing	2:33.701	4	4	5.375	4.089	69.53
4	33	4	Steve CORNWALL	Triumph -	2:35.639	4	4	7.313	1.938	68.67
5	83	5	Peter CUNNINGHAM	Triumph -	2:38.229	4	4	9.903	2.590	67.54
6	77	6	Jamie TIBBLE	Honda -	2:38.569	4	4	10.243	0.340	67.40
7	164	7	Barry CHAMBERLAIN	Suzuki - Goldline Maintenance Services	2:40.124	4	4	11.798	1.555	66.74
8	99	8	Lloyd COLLINS	Honda - Warren Drives	2:41.809	3	4	13.483	1.685	66.05
9	18	9	Jacques HESSE	Kawazaki -	2:45.943	4	4	17.617	4.134	64.40
10	58	10	Jay MATTHEWS	Yamaha -	2:47.280	1	1	18.954	1.337	63.89
11	30	11	Duncan GROVE	Yamaha -	2:47.559	4	4	19.233	0.279	63.78
12	118	12	Nathan DONEY	Yamaha -	2:48.352	3	3	20.026	0.793	63.48
13	45	13	Steve HALL	Yamaha - Ace Rider Training	2:48.413	4	4	20.087	0.061	63.46
14	11	14	Josh HARVEY	Yamaha - NR Racing	2:50.027	3	3	21.701	1.614	62.86
15	3	15	Loris KING	Yamaha - RK Racing, gamingkeys.co	2:50.809	4	4	22.483	0.782	62.57
16	51	16	Andrew DURANT	Honda -	2:51.560	3	3	23.234	0.751	62.29
17	149	17	Callum HAMMETT	Yamaha -	2:55.346	3	3	27.020	3.786	60.95
18	80	18	Matt CLARKE	Honda - Hayley Group PLC	2:56.219	4	4	27.893	0.873	60.65
19	28	19	Carl BARRON	Yamaha -	2:56.270	3	3	27.944	0.051	60.63
20	44	20	Andy POPE	Suzuki - Atwell Martin	2:58.625	2	2	30.299	2.355	59.83
21	92	21	Paul ANDERSON	Yamaha -	2:58.760	2	2	30.434	0.135	59.79
22	130	22	Lee BUTTON	Yamaha -	3:02.608	3	3	34.282	3.848	58.53
23	46	23	Adrian DRAPER	Suzuki - droopy racing uk	3:11.546	3	3	43.220	8.938	55.79
24	84	24	James KENWARD	Kawasaki - FG1			0			
25	10	25	Craig NELSON	Suzuki -			0			

Weather / Track : Cloudy / Wet

These results are provisional until the conclusion of any judicial and technical matters.

Snetterton 300

Circuit Length = 2.9689 miles

Start: 09:29 Flag 09:39 End: 09:42

Clerk Of Course :

Timekeeper :

Results can be found at www.tsl-timing.com

Printed - 09:43 Saturday, 25 April 2015



BMCRC - MRO Championships 2015 - Rnd 2 @ Snetterton 300

BMCRC Rookie 600 & 1000

QUALIFYING - SECTOR ANALYSIS

SECTOR 1 = FL to I1, SECTOR 2 = I1 to I2, SECTOR 3 = I2 to FL, DIFF = Difference To Personal Best Lap

P1 6		Dominic PETTIT		Yamaha - Camclad Contractors			
IDEAL LAP TIME : 2:26.407		BEST LAP TIME : 2:28.326		DIFFERENCE : 1.919			
LAP	SECTOR 1	SECTOR 2	LAP TIME	MPH	DIFF	TIME OF DAY	
1 -	1:54.508	56.188	2:50.696	62.61	22.370	09:32:28.691	
2 -	1:43.507	51.634	2:35.141 (3)	68.89	6.815	09:35:03.832	
3 -	1:39.119	49.207	2:28.326 (1)	72.05		09:37:32.158	
4 -	1:37.200	53.458	2:30.658 (2)	70.94	2.332	09:40:02.816	

P2 24		Callaghn EDSEY		Yamaha -			
IDEAL LAP TIME : 2:29.612		BEST LAP TIME : 2:29.612		DIFFERENCE : 0.000			
LAP	SECTOR 1	SECTOR 2	LAP TIME	MPH	DIFF	TIME OF DAY	
1 -	1:53.164	52.167	2:45.331 (3)	64.64	15.719	09:32:27.766	
2 -	1:43.603	51.651	2:35.254 (2)	68.84	5.642	09:35:03.020	
3 -	1:39.742	49.870	2:29.612 (1)	71.43		09:37:32.632	

P3 82		Shane YOUNG		Yamaha -			
IDEAL LAP TIME : 2:32.414		BEST LAP TIME : 2:32.414		DIFFERENCE : 0.000			
LAP	SECTOR 1	SECTOR 2	LAP TIME	MPH	DIFF	TIME OF DAY	
1 -	2:09.240	55.588	3:04.828	57.82	32.414	09:33:19.486	
2 -	1:52.120	54.012	2:46.132 (3)	64.33	13.718	09:36:05.618	
3 -	1:46.901	53.221	2:40.122 (2)	66.74	7.708	09:38:45.740	
4 -	1:41.583	50.831	2:32.414 (1)	70.12		09:41:18.154	

P4 90		Benjamin COTGROVE		Triumph - NR Racing			
IDEAL LAP TIME : 2:33.701		BEST LAP TIME : 2:33.701		DIFFERENCE : 0.000			
LAP	SECTOR 1	SECTOR 2	LAP TIME	MPH	DIFF	TIME OF DAY	
1 -	2:04.973	59.042	3:04.015	58.08	30.314	09:32:50.316	
2 -	1:49.210	53.449	2:42.659 (3)	65.70	8.958	09:35:32.975	
3 -	1:43.858	52.821	2:36.679 (2)	68.21	2.978	09:38:09.654	
4 -	1:42.340	51.361	2:33.701 (1)	69.53		09:40:43.355	

P5 78		Shane HERBERT		Kawasaki -			
IDEAL LAP TIME : 2:34.634		BEST LAP TIME : 2:34.904		DIFFERENCE : 0.270			
LAP	SECTOR 1	SECTOR 2	LAP TIME	MPH	DIFF	TIME OF DAY	
1 -	2:09.006	58.881	3:07.887	56.88	32.983	09:32:56.892	
2 -	1:52.303	53.187	2:45.490 (3)	64.58	10.586	09:35:42.382	
3 -	1:44.767	52.160	2:36.927 (2)	68.10	2.023	09:38:19.309	
4 -	1:42.474	52.430	2:34.904 (1)	68.99		09:40:54.213	

P6 33		Steve CORNWALL		Triumph -			
IDEAL LAP TIME : 2:35.639		BEST LAP TIME : 2:35.639		DIFFERENCE : 0.000			
LAP	SECTOR 1	SECTOR 2	LAP TIME	MPH	DIFF	TIME OF DAY	
1 -	2:02.605	56.600	2:59.205	59.64	23.566	09:33:21.785	
2 -	1:51.563	53.681	2:45.244 (3)	64.68	9.605	09:36:07.029	
3 -	1:46.981	52.178	2:39.159 (2)	67.15	3.520	09:38:46.188	
4 -	1:44.146	51.493	2:35.639 (1)	68.67		09:41:21.827	

P7 98		Antoni LOCH		Honda -			
IDEAL LAP TIME : 2:34.576		BEST LAP TIME : 2:36.955		DIFFERENCE : 2.379			
LAP	SECTOR 1	SECTOR 2	LAP TIME	MPH	DIFF	TIME OF DAY	
1 -	1:58.728	54.259	2:52.987	61.78	16.032	09:32:38.670	
2 -	1:44.773	52.887	2:37.660 (2)	67.79	0.705	09:35:16.330	
3 -	1:44.335	54.841	2:39.176 (3)	67.14	2.221	09:37:55.506	
4 -	1:41.689	55.266	2:36.955 (1)	68.09		09:40:32.461	

Weather / Track : Cloudy / Wet

Snetterton 300
Circuit Length = 2.9689 miles
Start: 09:29 Flag 09:39 End: 09:42

BMCRC - MRO Championships 2015 - Rnd 2 @ Snetterton 300

BMCRC Rookie 600 & 1000

QUALIFYING - SECTOR ANALYSIS

SECTOR 1 = FL to I1, SECTOR 2 = I1 to I2, SECTOR 3 = I2 to FL, DIFF = Difference To Personal Best Lap

P8 35		Tim CORNWALL		Suzuki - Impact prestige body work			
IDEAL LAP TIME : 2:37.004		BEST LAP TIME : 2:37.004		DIFFERENCE : 0.000			
LAP	SECTOR 1	SECTOR 2	LAP TIME	MPH	DIFF	TIME OF DAY	
1 -	2:04.674	56.156	3:00.830	59.10	23.826	09:32:46.254	
2 -	1:49.022	53.827	2:42.849 (3)	65.63	5.845	09:35:29.103	
3 -	1:44.864	55.488	2:40.352 (2)	66.65	3.348	09:38:09.455	
4 -	1:44.308	52.696	2:37.004 (1)	68.07		09:40:46.459	

P9 83		Peter CUNNINGHAM		Triumph -			
IDEAL LAP TIME : 2:37.049		BEST LAP TIME : 2:38.229		DIFFERENCE : 1.180			
LAP	SECTOR 1	SECTOR 2	LAP TIME	MPH	DIFF	TIME OF DAY	
1 -	1:59.232	57.746	2:56.978	60.39	18.749	09:32:35.391	
2 -	1:49.580	53.950	2:43.530 (3)	65.35	5.301	09:35:18.921	
3 -	1:45.455	53.002	2:38.457 (2)	67.45	0.228	09:37:57.378	
4 -	1:44.047	54.182	2:38.229 (1)	67.54		09:40:35.607	

P10 77		Jamie TIBBLE		Honda -			
IDEAL LAP TIME : 2:38.569		BEST LAP TIME : 2:38.569		DIFFERENCE : 0.000			
LAP	SECTOR 1	SECTOR 2	LAP TIME	MPH	DIFF	TIME OF DAY	
1 -	2:07.599	1:01.871	3:09.470	56.41	30.901	09:32:54.770	
2 -	2:01.168	55.677	2:56.845 (3)	60.43	18.276	09:35:51.615	
3 -	1:47.842	54.272	2:42.114 (2)	65.92	3.545	09:38:33.729	
4 -	1:44.965	53.604	2:38.569 (1)	67.40		09:41:12.298	

P11 9		Mark O'BRIEN		Ducati - obrienhifi.com			
IDEAL LAP TIME : 2:38.282		BEST LAP TIME : 2:40.075		DIFFERENCE : 1.793			
LAP	SECTOR 1	SECTOR 2	LAP TIME	MPH	DIFF	TIME OF DAY	
1 -	2:15.519	57.821	3:13.340	55.28	33.265	09:33:30.756	
2 -	1:51.530	57.112	2:48.642 (3)	63.37	8.567	09:36:19.398	
3 -	1:43.535	56.540	2:40.075 (1)	66.76		09:38:59.473	
4 -	1:47.767	54.747	2:42.514 (2)	65.76	2.439	09:41:41.987	

P12 29		Aaron COADY		Kawasaki - Palmer Performance / Tyres4Bikes			
IDEAL LAP TIME : 2:40.099		BEST LAP TIME : 2:40.099		DIFFERENCE : 0.000			
LAP	SECTOR 1	SECTOR 2	LAP TIME	MPH	DIFF	TIME OF DAY	
1 -	1:56.128	57.361	2:53.489	61.60	13.390	09:32:29.666	
2 -	1:47.570	56.293	2:43.863 (3)	65.22	3.764	09:35:13.529	
3 -	1:46.623	54.667	2:41.290 (2)	66.26	1.191	09:37:54.819	
4 -	1:46.093	54.006	2:40.099 (1)	66.75		09:40:34.918	

P13 164		Barry CHAMBERLAIN		Suzuki - Goldline Maintenance Services			
IDEAL LAP TIME : 2:40.124		BEST LAP TIME : 2:40.124		DIFFERENCE : 0.000			
LAP	SECTOR 1	SECTOR 2	LAP TIME	MPH	DIFF	TIME OF DAY	
1 -	1:54.892	58.722	2:53.614	61.56	13.490	09:32:34.873	
2 -	1:49.231	54.593	2:43.824 (3)	65.24	3.700	09:35:18.697	
3 -	1:45.979	54.479	2:40.458 (2)	66.60	0.334	09:37:59.155	
4 -	1:45.755	54.369	2:40.124 (1)	66.74		09:40:39.279	

P14 26		Eiren LONGWILL		Honda -			
IDEAL LAP TIME : 2:40.819		BEST LAP TIME : 2:40.819		DIFFERENCE : 0.000			
LAP	SECTOR 1	SECTOR 2	LAP TIME	MPH	DIFF	TIME OF DAY	
1 -	2:07.568	1:04.772	3:12.340	55.56	31.521	09:32:54.077	
2 -	1:57.729	56.477	2:54.206 (3)	61.35	13.387	09:35:48.283	
3 -	1:48.011	54.713	2:42.724 (2)	65.68	1.905	09:38:31.007	
4 -	1:47.098	53.721	2:40.819 (1)	66.46		09:41:11.826	

Weather / Track : Cloudy / Wet

Snetterton 300
Circuit Length = 2.9689 miles
Start: 09:29 Flag 09:39 End: 09:42

BMCRC - MRO Championships 2015 - Rnd 2 @ Snetterton 300

BMCRC Rookie 600 & 1000

QUALIFYING - SECTOR ANALYSIS

SECTOR 1 = FL to I1, SECTOR 2 = I1 to I2, SECTOR 3 = I2 to FL, DIFF = Difference To Personal Best Lap

P15 99		Lloyd COLLINS		Honda - Warren Drives		
IDEAL LAP TIME : 2:41.809		BEST LAP TIME : 2:41.809		DIFFERENCE : 0.000		
LAP	SECTOR 1	SECTOR 2	LAP TIME	MPH	DIFF	TIME OF DAY
1 -	2:17.866	1:10.026	3:27.892	51.41	46.083	09:33:19.113
2 -	2:01.107	59.636	3:00.743 (3)	59.13	18.934	09:36:19.856
3 -	1:46.272	55.537	2:41.809 (1)	66.05		09:39:01.665
4 -	1:50.317	55.868	2:46.185 (2)	64.31	4.376	09:41:47.850

P16 79		Rodney HACLIN		Suzuki - www.manormews.co.uk		
IDEAL LAP TIME : 2:41.933		BEST LAP TIME : 2:43.791		DIFFERENCE : 1.858		
LAP	SECTOR 1	SECTOR 2	LAP TIME	MPH	DIFF	TIME OF DAY
1 -	1:55.746	1:00.007	2:55.753	60.81	11.962	09:32:35.331
2 -	1:54.306	55.976	2:50.282 (3)	62.76	6.491	09:35:25.613
3 -	1:47.778	56.013	2:43.791 (1)	65.25		09:38:09.404
4 -	1:50.031	54.155	2:44.186 (2)	65.09	0.395	09:40:53.590

P17 18		Jacques HESSE		Kawazaki -		
IDEAL LAP TIME : 2:45.810		BEST LAP TIME : 2:45.943		DIFFERENCE : 0.133		
LAP	SECTOR 1	SECTOR 2	LAP TIME	MPH	DIFF	TIME OF DAY
1 -	1:58.243	57.869	2:56.112	60.68	10.169	09:32:32.899
2 -	1:52.820	57.125	2:49.945 (3)	62.89	4.002	09:35:22.844
3 -	1:50.058	56.008	2:46.066 (2)	64.36	0.123	09:38:08.910
4 -	1:50.191	55.752	2:45.943 (1)	64.40		09:40:54.853

P18 80		Mark DANGERFIELD		Honda -		
IDEAL LAP TIME : 2:46.270		BEST LAP TIME : 2:46.270		DIFFERENCE : 0.000		
LAP	SECTOR 1	SECTOR 2	LAP TIME	MPH	DIFF	TIME OF DAY
1 -	2:13.360	1:03.024	3:16.384	54.42	30.114	09:33:09.781
2 -	1:59.342	57.688	2:57.030 (3)	60.37	10.760	09:36:06.811
3 -	1:51.830	58.154	2:49.984 (2)	62.87	3.714	09:38:56.795
4 -	1:50.450	55.820	2:46.270 (1)	64.28		09:41:43.065

P19 58		Jay MATTHEWS		Yamaha -		
IDEAL LAP TIME : 2:47.280		BEST LAP TIME : 2:47.280		DIFFERENCE : 0.000		
LAP	SECTOR 1	SECTOR 2	LAP TIME	MPH	DIFF	TIME OF DAY
1 -	1:51.934	55.346	2:47.280 (1)	63.89		09:32:32.918

P20 30		Duncan GROVE		Yamaha -		
IDEAL LAP TIME : 2:47.218		BEST LAP TIME : 2:47.559		DIFFERENCE : 0.341		
LAP	SECTOR 1	SECTOR 2	LAP TIME	MPH	DIFF	TIME OF DAY
1 -	2:00.907	1:00.612	3:01.519	58.88	13.960	09:33:13.876
2 -	1:53.608	57.922	2:51.530 (3)	62.31	3.971	09:36:05.406
3 -	1:53.139	57.907	2:51.046 (2)	62.48	3.487	09:38:56.452
4 -	1:49.311	58.248	2:47.559 (1)	63.78		09:41:44.011

P21 49		David GROOME		Suzuki -		
IDEAL LAP TIME : 2:48.304		BEST LAP TIME : 2:48.304		DIFFERENCE : 0.000		
LAP	SECTOR 1	SECTOR 2	LAP TIME	MPH	DIFF	TIME OF DAY
1 -	2:07.255	1:00.768	3:08.023 (3)	56.84	19.719	09:32:55.482
2 -	2:01.288	58.722	3:00.010 (2)	59.37	11.706	09:35:55.492
3 -	1:50.903	57.401	2:48.304 (1)	63.50		09:38:43.796

P22 118		Nathan DONEY		Yamaha -		
IDEAL LAP TIME : 2:48.352		BEST LAP TIME : 2:48.352		DIFFERENCE : 0.000		
LAP	SECTOR 1	SECTOR 2	LAP TIME	MPH	DIFF	TIME OF DAY

Weather / Track : Cloudy / Wet

Snetterton 300
Circuit Length = 2.9689 miles
Start: 09:29 Flag 09:39 End: 09:42

BMCRC - MRO Championships 2015 - Rnd 2 @ Snetterton 300

BMCRC Rookie 600 & 1000

QUALIFYING - SECTOR ANALYSIS

SECTOR 1 = FL to I1, SECTOR 2 = I1 to I2, SECTOR 3 = I2 to FL, DIFF = Difference To Personal Best Lap

1 -	2:06.742	59.222	3:05.964 (3)	57.47	17.612	09:33:31.546
2 -	1:54.796	58.534	2:53.330 (2)	61.66	4.978	09:36:24.876
3 -	1:50.590	57.762	2:48.352 (1)	63.48		09:39:13.228

P23 45	Steve HALL	Yamaha - Ace Rider Training				
IDEAL LAP TIME : 2:47.875	BEST LAP TIME : 2:48.413	DIFFERENCE : 0.538				
LAP	SECTOR 1	SECTOR 2	LAP TIME	MPH	DIFF	TIME OF DAY
1 -	2:01.477	59.737	3:01.214	58.98	12.801	09:33:14.553
2 -	1:56.886	56.551	2:53.437 (3)	61.62	5.024	09:36:07.990
3 -	1:51.927	1:00.028	2:51.955 (2)	62.15	3.542	09:38:59.945
4 -	1:52.465	55.948	2:48.413 (1)	63.46		09:41:48.358

P24 11	Josh HARVEY	Yamaha - NR Racing				
IDEAL LAP TIME : 2:50.027	BEST LAP TIME : 2:50.027	DIFFERENCE : 0.000				
LAP	SECTOR 1	SECTOR 2	LAP TIME	MPH	DIFF	TIME OF DAY
1 -	2:13.549	1:02.098	3:15.647 (3)	54.62	25.620	09:33:29.166
2 -	1:56.938	1:01.199	2:58.137 (2)	59.99	8.110	09:36:27.303
3 -	1:51.334	58.693	2:50.027 (1)	62.86		09:39:17.330

P25 3	Loris KING	Yamaha - RK Racing, gamingkeys.co				
IDEAL LAP TIME : 2:50.809	BEST LAP TIME : 2:50.809	DIFFERENCE : 0.000				
LAP	SECTOR 1	SECTOR 2	LAP TIME	MPH	DIFF	TIME OF DAY
1 -	2:11.414	1:00.313	3:11.727	55.74	20.918	09:33:02.714
2 -	2:00.283	57.936	2:58.219 (2)	59.97	7.410	09:36:00.933
3 -	1:59.200	59.232	2:58.432 (3)	59.90	7.623	09:38:59.365
4 -	1:55.090	55.719	2:50.809 (1)	62.57		09:41:50.174

P26 51	Andrew DURANT	Honda -				
IDEAL LAP TIME : 2:51.337	BEST LAP TIME : 2:51.560	DIFFERENCE : 0.223				
LAP	SECTOR 1	SECTOR 2	LAP TIME	MPH	DIFF	TIME OF DAY
1 -	2:20.988	1:03.357	3:24.345 (3)	52.30	32.785	09:33:12.092
2 -	2:02.754	58.325	3:01.079 (2)	59.02	9.519	09:36:13.171
3 -	1:53.012	58.548	2:51.560 (1)	62.29		09:39:04.731

P27 149	Callum HAMMETT	Yamaha -				
IDEAL LAP TIME : 2:55.346	BEST LAP TIME : 2:55.346	DIFFERENCE : 0.000				
LAP	SECTOR 1	SECTOR 2	LAP TIME	MPH	DIFF	TIME OF DAY
1 -	2:10.503	1:00.642	3:11.145 (3)	55.91	15.799	09:33:22.974
2 -	1:59.245	1:04.958	3:04.203 (2)	58.02	8.857	09:36:27.177
3 -	1:55.962	59.384	2:55.346 (1)	60.95		09:39:22.523

P28 76	Kristian WHYBROW	Suzuki -				
IDEAL LAP TIME : 2:55.453	BEST LAP TIME : 2:55.453	DIFFERENCE : 0.000				
LAP	SECTOR 1	SECTOR 2	LAP TIME	MPH	DIFF	TIME OF DAY
1 -	2:14.006	1:02.914	3:16.920 (3)	54.27	21.467	09:33:09.395
2 -	2:06.264	59.644	3:05.908 (2)	57.49	10.455	09:36:15.303
3 -	1:57.216	58.237	2:55.453 (1)	60.91		09:39:10.756

P29 181	Mark WHITE	Yamaha -				
IDEAL LAP TIME : 2:55.602	BEST LAP TIME : 2:55.602	DIFFERENCE : 0.000				
LAP	SECTOR 1	SECTOR 2	LAP TIME	MPH	DIFF	TIME OF DAY
1 -	2:07.828	1:02.370	3:10.198	56.19	14.596	09:32:54.567
2 -	2:04.400	1:00.569	3:04.969 (3)	57.78	9.367	09:35:59.536
3 -	1:59.362	1:02.184	3:01.546 (2)	58.87	5.944	09:39:01.082
4 -	1:58.645	56.957	2:55.602 (1)	60.86		09:41:56.684

Weather / Track : Cloudy / Wet

Snetterton 300
Circuit Length = 2.9689 miles
Start: 09:29 Flag 09:39 End: 09:42

BMCRC - MRO Championships 2015 - Rnd 2 @ Snetterton 300

BMCRC Rookie 600 & 1000

QUALIFYING - SECTOR ANALYSIS

SECTOR 1 = FL to I1, SECTOR 2 = I1 to I2, SECTOR 3 = I2 to FL, DIFF = Difference To Personal Best Lap

P30	80	Matt CLARKE	Honda - Hayley Group PLC			
IDEAL LAP TIME : 2:56.011		BEST LAP TIME : 2:56.219		DIFFERENCE : 0.208		
LAP	SECTOR 1	SECTOR 2	LAP TIME	MPH	DIFF	TIME OF DAY
1 -	2:09.748	1:01.563	3:11.311	55.86	15.092	09:32:56.988
2 -	2:01.818	59.571	3:01.389 (3)	58.92	5.170	09:35:58.377
3 -	1:57.185	59.593	2:56.778 (2)	60.46	0.559	09:38:55.155
4 -	1:57.393	58.826	2:56.219 (1)	60.65		09:41:51.374
P31	28	Carl BARRON	Yamaha -			
IDEAL LAP TIME : 2:56.270		BEST LAP TIME : 2:56.270		DIFFERENCE : 0.000		
LAP	SECTOR 1	SECTOR 2	LAP TIME	MPH	DIFF	TIME OF DAY
1 -	2:09.537	1:03.592	3:13.129 (3)	55.34	16.859	09:34:25.408
2 -	1:58.749	1:00.766	2:59.515 (2)	59.53	3.245	09:37:24.923
3 -	1:57.046	59.224	2:56.270 (1)	60.63		09:40:21.193
P32	171	Daniel GIBBS	Suzuki - Thomas Racing			
IDEAL LAP TIME : 2:48.852		BEST LAP TIME : 2:56.719		DIFFERENCE : 7.867		
LAP	SECTOR 1	SECTOR 2	LAP TIME	MPH	DIFF	TIME OF DAY
1 -	2:12.874	1:00.221	3:13.095 (2)	55.35	16.376	09:33:26.559
2 -	1:58.847	57.872	2:56.719 (1)	60.48		09:36:23.278
P33	44	Andy POPE	Suzuki - Atwell Martin			
IDEAL LAP TIME : 2:58.625		BEST LAP TIME : 2:58.625		DIFFERENCE : 0.000		
LAP	SECTOR 1	SECTOR 2	LAP TIME	MPH	DIFF	TIME OF DAY
1 -	OUTLAP	1:01.534	3:24.853	52.17	26.228	09:36:36.481
2 -	1:57.506	1:01.119	2:58.625 (1)	59.83		09:39:35.106
P34	92	Paul ANDERSON	Yamaha -			
IDEAL LAP TIME : 2:57.349		BEST LAP TIME : 2:58.760		DIFFERENCE : 1.411		
LAP	SECTOR 1	SECTOR 2	LAP TIME	MPH	DIFF	TIME OF DAY
1 -	OUTLAP	58.509	3:05.024	57.76	6.264	09:38:43.251
2 -	1:58.840	59.920	2:58.760 (1)	59.79		09:41:42.011
P35	15	Ben CATT	Suzuki -			
IDEAL LAP TIME : 2:57.542		BEST LAP TIME : 2:58.925		DIFFERENCE : 1.383		
LAP	SECTOR 1	SECTOR 2	LAP TIME	MPH	DIFF	TIME OF DAY
1 -	OUTLAP	1:00.383	2:57.526	60.20		09:38:46.223
2 -	1:57.159	1:01.766	2:58.925 (1)	59.73		09:41:45.148
P36	72	Jim DAVIES	Yamaha - Necci Motorcycles Ltd			
IDEAL LAP TIME : 3:00.727		BEST LAP TIME : 3:00.727		DIFFERENCE : 0.000		
LAP	SECTOR 1	SECTOR 2	LAP TIME	MPH	DIFF	TIME OF DAY
1 -	2:22.690	1:10.596	3:33.286 (3)	50.11	32.559	09:33:44.888
2 -	2:03.503	1:03.363	3:06.866 (2)	57.19	6.139	09:36:51.754
3 -	1:58.669	1:02.058	3:00.727 (1)	59.13		09:39:52.481
P37	44	Kevan BARRATT	Kawasaki - LKJ Contracts			
IDEAL LAP TIME : 3:01.458		BEST LAP TIME : 3:01.458		DIFFERENCE : 0.000		
LAP	SECTOR 1	SECTOR 2	LAP TIME	MPH	DIFF	TIME OF DAY
1 -	2:07.819	1:03.547	3:11.366	55.85	9.908	09:32:53.758
2 -	2:02.088	1:00.837	3:02.925 (2)	58.42	1.467	09:35:56.683
3 -	2:01.459	1:02.563	3:04.022 (3)	58.08	2.564	09:39:00.705
4 -	2:00.937	1:00.521	3:01.458 (1)	58.90		09:42:02.163

Weather / Track : Cloudy / Wet

Snetterton 300
Circuit Length = 2.9689 miles
Start: 09:29 Flag 09:39 End: 09:42

BMCRC - MRO Championships 2015 - Rnd 2 @ Snetterton 300

BMCRC Rookie 600 & 1000

QUALIFYING - SECTOR ANALYSIS

SECTOR 1 = FL to I1, SECTOR 2 = I1 to I2, SECTOR 3 = I2 to FL, DIFF = Difference To Personal Best Lap

P38 130		Lee BUTTON		Yamaha -		
IDEAL LAP TIME : 3:02.608		BEST LAP TIME : 3:02.608		DIFFERENCE : 0.000		
LAP	SECTOR 1	SECTOR 2	LAP TIME	MPH	DIFF	TIME OF DAY
1 -	2:14.703	1:05.506	3:20.209 (3)	53.38	17.601	09:33:40.277
2 -	2:04.441	1:03.073	3:07.514 (2)	56.99	4.906	09:36:47.791
3 -	2:00.663	1:01.945	3:02.608 (1)	58.53		09:39:50.399

P39 46		Adrian DRAPER		Suzuki - droopy racing uk		
IDEAL LAP TIME : 3:11.546		BEST LAP TIME : 3:11.546		DIFFERENCE : 0.000		
LAP	SECTOR 1	SECTOR 2	LAP TIME	MPH	DIFF	TIME OF DAY
1 -	2:21.834	1:08.919	3:30.753 (3)	50.71	19.207	09:33:46.517
2 -	2:08.001	1:05.556	3:13.557 (2)	55.21	2.011	09:37:00.074
3 -	2:06.061	1:05.485	3:11.546 (1)	55.79		09:40:11.620

P40 52		Lee BARRETT		Honda - LKJ contracts		
IDEAL LAP TIME : 3:07.736		BEST LAP TIME : 3:13.001		DIFFERENCE : 5.265		
LAP	SECTOR 1	SECTOR 2	LAP TIME	MPH	DIFF	TIME OF DAY
1 -	2:21.863	1:05.881	3:27.744 (2)	51.44	14.743	09:33:13.541
2 -	2:06.902	1:06.099	3:13.001 (1)	55.37		09:36:26.542

P41 25		Louis BARTLETT		Kawasaki -		
IDEAL LAP TIME :		BEST LAP TIME :		DIFFERENCE :		
LAP	SECTOR 1	SECTOR 2	LAP TIME	MPH	DIFF	TIME OF DAY
1 -	OUTLAP		4:45.693 P	37.41		09:37:45.076
2 -	OUTLAP	54.700	2:45.217	64.69		09:40:30.293

BMCRC - MRO Championships 2015 - Rnd 2 @ Snetterton 300

BMCRC Rookie 600 & 1000

QUALIFYING - BEST SECTORS

SECTOR 1			SECTOR 2			IDEAL / BEST COMPARISON						
POS	NO	NAME	TIME	NO	NAME	TIME	POS	NO	NAME	IDEAL	BEST	DIFF
									PERFECT LAP	2:26.407		
1	6	PETTIT	1:37.200	6	PETTIT	49.207	1	6	PETTIT	2:26.407	2:28.326	1.919
2	24	EDSER	1:39.742	24	EDSER	49.870	2	24	EDSER	2:29.612	2:29.612	0.000
3	82	YOUNG	1:41.583	82	YOUNG	50.831	3	82	YOUNG	2:32.414	2:32.414	0.000
4	98	LOCH	1:41.689	90	COTGROVE	51.361	4	90	COTGROVE	2:33.701	2:33.701	0.000
5	90	COTGROVE	1:42.340	33	CORNWALL	51.493	5	98	LOCH	2:34.576	2:36.955	2.379
6	78	HERBERT	1:42.474	78	HERBERT	52.160	6	78	HERBERT	2:34.634	2:34.904	0.270
7	9	O'BRIEN	1:43.535	35	CORNWALL	52.696	7	33	CORNWALL	2:35.639	2:35.639	0.000
8	83	CUNNINGHAM	1:44.047	98	LOCH	52.887	8	35	CORNWALL	2:37.004	2:37.004	0.000
9	33	CORNWALL	1:44.146	83	CUNNINGHAM	53.002	9	83	CUNNINGHAM	2:37.049	2:38.229	1.180
10	35	CORNWALL	1:44.308	77	TIBBLE	53.604	10	9	O'BRIEN	2:38.282	2:40.075	1.793
11	77	TIBBLE	1:44.965	26	LONGWILL	53.721	11	77	TIBBLE	2:38.569	2:38.569	0.000
12	164	CHAMBERLAIN	1:45.755	29	COADY	54.006	12	29	COADY	2:40.099	2:40.099	0.000
13	29	COADY	1:46.093	79	HACLIN	54.155	13	164	CHAMBERLAIN	2:40.124	2:40.124	0.000
14	99	COLLINS	1:46.272	164	CHAMBERLAIN	54.369	14	26	LONGWILL	2:40.819	2:40.819	0.000
15	26	LONGWILL	1:47.098	25	BARTLETT	54.700	15	99	COLLINS	2:41.809	2:41.809	0.000
16	79	HACLIN	1:47.778	9	O'BRIEN	54.747	16	79	HACLIN	2:41.933	2:43.791	1.858
17	30	GROVE	1:49.311	58	MATTHEWS	55.346	17	18	HESSE	2:45.810	2:45.943	0.133
18	18	HESSE	1:50.058	99	COLLINS	55.537	18	80	DANGERFIELD	2:46.270	2:46.270	0.000
19	80	DANGERFIELD	1:50.450	3	KING	55.719	19	30	GROVE	2:47.218	2:47.559	0.341
20	118	DONEY	1:50.590	18	HESSE	55.752	20	58	MATTHEWS	2:47.280	2:47.280	0.000
21	49	GROOME	1:50.903	80	DANGERFIELD	55.820	21	45	HALL	2:47.875	2:48.413	0.538
22	171	GIBBS	1:50.980	45	HALL	55.948	22	49	GROOME	2:48.304	2:48.304	0.000
23	11	HARVEY	1:51.334	181	WHITE	56.957	23	118	DONEY	2:48.352	2:48.352	0.000
24	45	HALL	1:51.927	49	GROOME	57.401	24	171	GIBBS	2:48.852	2:56.719	7.867
25	58	MATTHEWS	1:51.934	118	DONEY	57.762	25	11	HARVEY	2:50.027	2:50.027	0.000
26	51	DURANT	1:53.012	171	GIBBS	57.872	26	3	KING	2:50.809	2:50.809	0.000
27	3	KING	1:55.090	30	GROVE	57.907	27	51	DURANT	2:51.337	2:51.560	0.223
28	149	HAMMETT	1:55.962	76	WHYBROW	58.237	28	149	HAMMETT	2:55.346	2:55.346	0.000
29	28	BARRON	1:57.046	51	DURANT	58.325	29	76	WHYBROW	2:55.453	2:55.453	0.000
30	15	CATT	1:57.159	92	ANDERSON	58.509	30	181	WHITE	2:55.602	2:55.602	0.000
31	80	CLARKE	1:57.185	11	HARVEY	58.693	31	80	CLARKE	2:56.011	2:56.219	0.208
32	76	WHYBROW	1:57.216	80	CLARKE	58.826	32	28	BARRON	2:56.270	2:56.270	0.000
33	44	POPE	1:57.506	28	BARRON	59.224	33	92	ANDERSON	2:57.349	2:58.760	1.411
34	181	WHITE	1:58.645	149	HAMMETT	59.384	34	15	CATT	2:57.542	2:58.925	1.383
35	72	DAVIES	1:58.669	15	CATT	1:00.383	35	44	POPE	2:58.625	2:58.625	0.000
36	92	ANDERSON	1:58.840	44	BARRATT	1:00.521	36	72	DAVIES	3:00.727	3:00.727	0.000
37	130	BUTTON	2:00.663	44	POPE	1:01.119	37	44	BARRATT	3:01.458	3:01.458	0.000
38	44	BARRATT	2:00.937	130	BUTTON	1:01.945	38	130	BUTTON	3:02.608	3:02.608	0.000
39	52	BARRETT	2:01.855	72	DAVIES	1:02.058	39	52	BARRETT	3:07.736	3:13.001	5.265
40	46	DRAPER	2:06.061	46	DRAPER	1:05.485	40	46	DRAPER	3:11.546	3:11.546	0.000
41				52	BARRETT	1:05.881	41	25	BARTLETT			
42												
43												
44												

Weather / Track : Cloudy / Wet

Snetterton 300

Circuit Length = 2.9689 miles

Start: 09:29 Flag 09:39 End: 09:42

Results can be found at www.tsl-timing.com

Printed - 09:44 Saturday, 25 April 2015

BMCRC - MRO Championships 2015 - Rnd 2 @ Snetterton 300

BMCRC Rookie 600

RACE 3 - GRID (5 Laps)



ROW 9				25	10	Craig NELSON									
ROW 8	24	84	James KENWARD	3:11.546	23	46	Adrian DRAPER	3:02.608	22	130	Lee BUTTON				
ROW 7				21	92	Paul ANDERSON	2:58.760	20	44	Andy POPE	2:58.625	19	28	Carl BARRON	2:56.270
ROW 6	18	80	Matt CLARKE	2:56.219	17	149	Callum HAMMETT	2:55.346	16	51	Andrew DURANT	2:51.560			
ROW 5				15	3	Loris KING	2:50.809	14	11	Josh HARVEY	2:50.027	13	45	Steve HALL	2:48.413
ROW 4	12	118	Nathan DONEY	2:48.352	11	30	Duncan GROVE	2:47.559	10	58	Jay MATTHEWS	2:47.280			
ROW 3				9	18	Jacques HESSE	2:45.943	8	99	Lloyd COLLINS	2:41.809	7	164	Barry CHAMBERLAIN	2:40.124
ROW 2	6	77	Jamie TIBBLE	2:38.569	5	83	Peter CUNNINGHAM	2:38.229	4	33	Steve CORNWALL	2:35.639			
ROW 1				3	90	Benjamin COTGROVE	2:33.701	2	24	Callaghn EDSER	2:29.612	1	6	Dominic PETTIT	2:28.326
															Pole

Snetterton 300
Circuit Length = 2.9689 miles

These results are provisional until the conclusion of any judicial and technical matters.

Clerk Of Course :		Timekeeper :
-------------------	--	--------------

Results can be found at www.tsl-timing.com

Printed - 09:50 Saturday, 25 April 2015



BMCRC - MRO Championships 2015 - Rnd 2 @ Snetterton 300



BMCRC Rookie 600

RACE 3 - CLASSIFICATION

POS	NO	NAME	ENTRY	LAPS	TIME	GAP	DIFF	MPH	BEST	ON
1	90	Benjamin COTGROVE	Triumph - NR Racing	5	11:07.959			80.00	2:11.158	3
2	33	Steve CORNWALL	Triumph -	5	11:12.112	4.153	4.153	79.51	2:12.069	4
3	164	Barry CHAMBERLAIN	Suzuki - Goldline Maintenance Services	5	11:39.828	31.869	27.716	76.36	2:17.266	5
4	24	Callaghn EDSEER	Yamaha -	5	11:44.166	36.207	4.338	75.89	2:16.116	5
5	95	James LARTER	Yamaha -	5	11:44.558	36.599	0.392	75.84	2:16.080	4
6	18	Jacques HESSE	Kawazaki -	5	11:46.310	38.351	1.752	75.66	2:17.887	4
7	99	Lloyd COLLINS	Honda - Warren Drives	5	11:51.825	43.866	5.515	75.07	2:17.835	5
8	77	Jamie TIBBLE	Honda -	5	11:59.799	51.840	7.974	74.24	2:17.442	5
9	3	Loris KING	Yamaha - RK Racing, gamingkeys.co	5	12:04.635	56.676	4.836	73.74	2:20.382	4
10	45	Steve HALL	Yamaha - Ace Rider Training	5	12:08.800	1:00.841	4.165	73.32	2:21.322	5
11	11	Josh HARVEY	Yamaha - NR Racing	5	12:09.952	1:01.993	1.152	73.21	2:21.726	5
12	30	Duncan GROVE	Yamaha -	5	12:29.626	1:21.667	19.674	71.28	2:24.784	4
13	149	Callum HAMMETT	Yamaha -	5	12:31.668	1:23.709	2.042	71.09	2:24.433	5
14	51	Andrew DURANT	Honda -	5	12:38.404	1:30.445	6.736	70.46	2:24.324	5
15	80	Matt CLARKE	Honda - Hayley Group PLC	5	12:42.614	1:34.655	4.210	70.07	2:29.102	3
16	44	Andy POPE	Suzuki - Atwell Martin	5	12:55.632	1:47.673	13.018	68.89	2:28.881	5
17	118	Nathan DONEY	Yamaha -	5	13:08.471	2:00.512	12.839	67.77	2:32.382	2
18	84	James KENWARD	Kawasaki - FG1	5	13:30.151	2:22.192	21.680	65.96	2:37.268	4
19	17	Ivan BOYKO	Yamaha - SOFTMILL	5	13:35.989	2:28.030	5.838	65.49	2:37.789	4
20	130	Lee BUTTON	Yamaha -	5	13:37.692	2:29.733	1.703	65.35	2:38.764	5
21	46	Adrian DRAPER	Suzuki - droopy racing uk	4	11:16.521	1 Lap	1 Lap	63.19	2:45.611	3
22	28	Carl BARRON	Yamaha -	4	11:52.438	1 Lap	35.917	60.00	2:53.597	3

NOT CLASSIFIED

DNF	6	Dominic PETTIT	Yamaha - Camclad Contractors	3	6:39.778	2 Laps	1 Lap	80.20	2:08.008	3
DNF	58	Jay MATTHEWS	Yamaha -	0						
DNF	92	Paul ANDERSON	Yamaha -	0						

FASTEST LAP

6	Dominic PETTIT	Yamaha - Camclad Contractors	3	2:08.008	83.49 mph	134.37 kph
---	----------------	------------------------------	---	----------	-----------	------------

90% of Race Speed = 72.00 mph

Snetterton 300

Circuit Length = 2.9689 miles

Start: 12:08 Flag 12:19 End: 12:22

Weather / Track : Cloudy / Wet

These results are provisional until the conclusion of any judicial and technical matters.

Clerk Of Course :	Timekeeper :
-------------------	--------------

Results can be found at www.tsl-timing.com

Printed - 12:26 Saturday, 25 April 2015



BMCRC - MRO Championships 2015 - Rnd 2 @ Snetterton 300

BMCRC Rookie 600

RACE 3 - LAP CHART

LAP 1 @ 12:10:35.426			LAP 2 @ 12:12:47.282			LAP 3 @ 12:14:55.290			LAP 4 @ 12:17:11.020			LAP 5 @ 12:19:23.471		
NO	BEHIND	LAP TIME	NO	BEHIND	LAP TIME	NO	BEHIND	LAP TIME	NO	BEHIND	LAP TIME	NO	BEHIND	LAP TIME
6		2:19.914	6		2:11.856	6		2:08.008	90		2:12.056	90		2:12.451
90	0.053	2:19.967	90	0.524	2:12.327	90	3.674	2:11.158	28	1 Lap	2:53.597	33	4.153	2:13.645
33	0.754	2:20.668	33	1.345	2:12.447	33	6.620	2:13.283	33	2.959	2:12.069	46	1 Lap	2:46.581
164	2.504	2:22.418	164	13.706	2:23.058	164	25.000	2:19.302	164	27.054	2:17.784	164	31.869	2:17.266
18	7.816	2:27.730	18	18.282	2:22.322	18	30.043	2:19.769	18	32.200	2:17.887	24	36.207	2:16.116
99	11.683	2:31.597	24	21.970	2:20.120	24	31.818	2:17.856	95	32.330	2:16.080	95	36.599	2:16.720
95	13.610	2:33.524	95	22.291	2:20.537	95	31.980	2:17.697	24	32.542	2:16.454	18	38.351	2:18.602
24	13.706	2:33.620	99	22.669	2:22.842	99	35.692	2:21.031	99	38.482	2:18.520	99	43.866	2:17.835
3	13.730	2:33.644	3	26.515	2:24.641	3	40.791	2:22.284	3	45.443	2:20.382	28	1 Lap	2:55.153
45	14.690	2:34.604	45	27.475	2:24.641	45	43.451	2:23.984	77	46.849	2:18.513	77	51.840	2:17.442
11	16.031	2:35.945	11	29.777	2:25.602	77	44.066	2:18.517	45	51.970	2:24.249	3	56.676	2:23.684
149	19.994	2:39.908	77	33.557	2:24.289	11	46.033	2:24.264	11	52.718	2:22.415	45	1:00.841	2:21.322
77	21.124	2:41.038	149	39.767	2:31.629	30	59.675	2:25.920	30	1:08.729	2:24.784	11	1:01.993	2:21.726
80	21.792	2:41.706	30	41.763	2:31.080	149	1:00.517	2:28.758	149	1:11.727	2:26.940	30	1:21.667	2:25.389
30	22.539	2:42.453	80	41.852	2:31.916	80	1:02.946	2:29.102	80	1:16.912	2:29.696	149	1:23.709	2:24.433
118	23.469	2:43.383	118	43.995	2:32.382	51	1:06.528	2:27.639	51	1:18.572	2:27.774	51	1:30.445	2:24.324
44	28.426	2:48.340	51	46.897	2:30.032	118	1:10.064	2:34.077	44	1:31.243	2:29.768	80	1:34.655	2:30.194
51	28.721	2:48.635	44	52.026	2:35.456	44	1:17.205	2:33.187	118	1:33.589	2:39.255	44	1:47.673	2:28.881
84	33.627	2:53.541	84	1:03.918	2:42.147	84	1:35.424	2:39.514	84	1:56.962	2:37.268	118	2:00.512	2:39.374
130	34.977	2:54.891	130	1:06.578	2:43.457	130	1:39.638	2:41.068	17	2:01.963	2:37.789	84	2:22.192	2:37.681
46	37.165	2:57.079	17	1:07.077	2:41.035	17	1:39.904	2:40.835	130	2:03.420	2:39.512	17	2:28.030	2:38.518
17	37.898	2:57.812	46	1:12.559	2:47.250	46	1:50.162	2:45.611				130	2:29.733	2:38.764
28	46.693	3:06.607	28	1:31.918	2:57.081									

Weather / Track : Cloudy / Wet

Results can be found at www.tsl-timing.com

Snetterton 300
 Circuit Length = 2.9689 miles
 Start: 12:08 Flag 12:19 End: 12:22

Printed - 12:23 Saturday, 25 April 2015

BMCRC - MRO Championships 2015 - Rnd 2 @ Snetterton 300

BMCRC Rookie 600

RACE 3 - SECTOR ANALYSIS

SECTOR 1 = FL to I1, SECTOR 2 = I1 to I2, SECTOR 3 = I2 to FL, DIFF = Difference To Personal Best Lap

P1 90 Benjamin COTGROVE		Triumph - NR Racing				
IDEAL LAP TIME : 2:11.158		BEST LAP TIME : 2:11.158		DIFFERENCE : 0.000		
LAP	SECTOR 1	SECTOR 2	LAP TIME	MPH	DIFF	TIME OF DAY
1 -		46.573	2:19.967	76.36	8.809	12:10:35.479
2 -	1:27.497	44.830	2:12.327 (3)	80.77	1.169	12:12:47.806
3 -	1:26.392	44.766	2:11.158 (1)	81.49		12:14:58.964
4 -	1:26.882	45.174	2:12.056 (2)	80.93	0.898	12:17:11.020
5 -	1:26.893	45.558	2:12.451	80.69	1.293	12:19:23.471

P2 33 Steve CORNWALL		Triumph -				
IDEAL LAP TIME : 2:12.069		BEST LAP TIME : 2:12.069		DIFFERENCE : 0.000		
LAP	SECTOR 1	SECTOR 2	LAP TIME	MPH	DIFF	TIME OF DAY
1 -		45.026	2:20.668	75.98	8.599	12:10:36.180
2 -	1:27.562	44.885	2:12.447 (2)	80.69	0.378	12:12:48.627
3 -	1:28.137	45.146	2:13.283 (3)	80.19	1.214	12:15:01.910
4 -	1:27.420	44.649	2:12.069 (1)	80.92		12:17:13.979
5 -	1:27.479	46.166	2:13.645	79.97	1.576	12:19:27.624

P3 164 Barry CHAMBERLAIN		Suzuki - Goldline Maintenance Services				
IDEAL LAP TIME : 2:16.337		BEST LAP TIME : 2:17.266		DIFFERENCE : 0.929		
LAP	SECTOR 1	SECTOR 2	LAP TIME	MPH	DIFF	TIME OF DAY
1 -		45.908	2:22.418	75.04	5.152	12:10:37.930
2 -	1:30.982	52.076	2:23.058	74.71	5.792	12:13:00.988
3 -	1:32.089	47.213	2:19.302 (3)	76.72	2.036	12:15:20.290
4 -	1:31.362	46.422	2:17.784 (2)	77.57	0.518	12:17:38.074
5 -	1:30.429	46.837	2:17.266 (1)	77.86		12:19:55.340

P4 24 Callaghn EDSER		Yamaha -				
IDEAL LAP TIME : 2:15.612		BEST LAP TIME : 2:16.116		DIFFERENCE : 0.504		
LAP	SECTOR 1	SECTOR 2	LAP TIME	MPH	DIFF	TIME OF DAY
1 -		53.944	2:33.620	69.57	17.504	12:10:49.132
2 -	1:31.786	48.334	2:20.120	76.27	4.004	12:13:09.252
3 -	1:30.798	47.058	2:17.856 (3)	77.53	1.740	12:15:27.108
4 -	1:30.674	45.780	2:16.454 (2)	78.32	0.338	12:17:43.562
5 -	1:29.832	46.284	2:16.116 (1)	78.52		12:19:59.678

P5 95 James LARTER		Yamaha -				
IDEAL LAP TIME : 2:15.975		BEST LAP TIME : 2:16.080		DIFFERENCE : 0.105		
LAP	SECTOR 1	SECTOR 2	LAP TIME	MPH	DIFF	TIME OF DAY
1 -		49.646	2:33.524	69.61	17.444	12:10:49.036
2 -	1:32.594	47.943	2:20.537	76.05	4.457	12:13:09.573
3 -	1:31.208	46.489	2:17.697 (3)	77.62	1.617	12:15:27.270
4 -	1:30.212	45.868	2:16.080 (1)	78.54		12:17:43.350
5 -	1:30.107	46.613	2:16.720 (2)	78.17	0.640	12:20:00.070

P6 18 Jacques HESSE		Kawazaki -				
IDEAL LAP TIME : 2:17.887		BEST LAP TIME : 2:17.887		DIFFERENCE : 0.000		
LAP	SECTOR 1	SECTOR 2	LAP TIME	MPH	DIFF	TIME OF DAY
1 -		48.262	2:27.730	72.34	9.843	12:10:43.242
2 -	1:33.694	48.628	2:22.322	75.09	4.435	12:13:05.564
3 -	1:32.144	47.625	2:19.769 (3)	76.46	1.882	12:15:25.333
4 -	1:30.993	46.894	2:17.887 (1)	77.51		12:17:43.220
5 -	1:31.266	47.336	2:18.602 (2)	77.11	0.715	12:20:01.822

P7 99 Lloyd COLLINS		Honda - Warren Drives				
IDEAL LAP TIME : 2:17.835		BEST LAP TIME : 2:17.835		DIFFERENCE : 0.000		
LAP	SECTOR 1	SECTOR 2	LAP TIME	MPH	DIFF	TIME OF DAY

Weather / Track : Cloudy / Wet

Snetterton 300
Circuit Length = 2.9689 miles
Start: 12:08 Flag 12:19 End: 12:22

BMCRC - MRO Championships 2015 - Rnd 2 @ Snetterton 300

BMCRC Rookie 600

RACE 3 - SECTOR ANALYSIS

SECTOR 1 = FL to I1, SECTOR 2 = I1 to I2, SECTOR 3 = I2 to FL, DIFF = Difference To Personal Best Lap

1 -		49.395		2:31.597	70.50	13.762	12:10:47.109
2 -	1:33.726	49.116		2:22.842	74.82	5.007	12:13:09.951
3 -	1:33.254	47.777		2:21.031 (3)	75.78	3.196	12:15:30.982
4 -	1:31.154	47.366		2:18.520 (2)	77.15	0.685	12:17:49.502
5 -	1:30.807	47.028		2:17.835 (1)	77.54		12:20:07.337

P8 77		Jamie TIBBLE		Honda -			
IDEAL LAP TIME : 2:16.641		BEST LAP TIME : 2:17.442		DIFFERENCE : 0.801			
LAP	SECTOR 1	SECTOR 2	LAP TIME	MPH	DIFF	TIME OF DAY	
1 -		52.331	2:41.038	66.36	23.596	12:10:56.550	
2 -	1:35.222	49.067	2:24.289	74.07	6.847	12:13:20.839	
3 -	1:31.676	46.841	2:18.517 (3)	77.16	1.075	12:15:39.356	
4 -	1:32.346	46.167	2:18.513 (2)	77.16	1.071	12:17:57.869	
5 -	1:30.474	46.968	2:17.442 (1)	77.76		12:20:15.311	

P9 3		Loris KING		Yamaha - RK Racing, gamingkeys.co			
IDEAL LAP TIME : 2:20.382		BEST LAP TIME : 2:20.382		DIFFERENCE : 0.000			
LAP	SECTOR 1	SECTOR 2	LAP TIME	MPH	DIFF	TIME OF DAY	
1 -		50.216	2:33.644	69.56	13.262	12:10:49.156	
2 -	1:35.861	48.780	2:24.641	73.89	4.259	12:13:13.797	
3 -	1:34.699	47.585	2:22.284 (2)	75.11	1.902	12:15:36.081	
4 -	1:33.144	47.238	2:20.382 (1)	76.13		12:17:56.463	
5 -	1:35.312	48.372	2:23.684 (3)	74.38	3.302	12:20:20.147	

P10 45		Steve HALL		Yamaha - Ace Rider Training			
IDEAL LAP TIME : 2:21.322		BEST LAP TIME : 2:21.322		DIFFERENCE : 0.000			
LAP	SECTOR 1	SECTOR 2	LAP TIME	MPH	DIFF	TIME OF DAY	
1 -		50.507	2:34.604	69.13	13.282	12:10:50.116	
2 -	1:35.919	48.722	2:24.641	73.89	3.319	12:13:14.757	
3 -	1:35.874	48.110	2:23.984 (2)	74.23	2.662	12:15:38.741	
4 -	1:36.248	48.001	2:24.249 (3)	74.09	2.927	12:18:02.990	
5 -	1:33.950	47.372	2:21.322 (1)	75.62		12:20:24.312	

P11 11		Josh HARVEY		Yamaha - NR Racing			
IDEAL LAP TIME : 2:21.726		BEST LAP TIME : 2:21.726		DIFFERENCE : 0.000			
LAP	SECTOR 1	SECTOR 2	LAP TIME	MPH	DIFF	TIME OF DAY	
1 -		50.841	2:35.945	68.53	14.219	12:10:51.457	
2 -	1:35.665	49.937	2:25.602	73.40	3.876	12:13:17.059	
3 -	1:35.357	48.907	2:24.264 (3)	74.08	2.538	12:15:41.323	
4 -	1:34.308	48.107	2:22.415 (2)	75.04	0.689	12:18:03.738	
5 -	1:33.921	47.805	2:21.726 (1)	75.41		12:20:25.464	

P12 30		Duncan GROVE		Yamaha -			
IDEAL LAP TIME : 2:24.764		BEST LAP TIME : 2:24.784		DIFFERENCE : 0.020			
LAP	SECTOR 1	SECTOR 2	LAP TIME	MPH	DIFF	TIME OF DAY	
1 -		52.871	2:42.453	65.79	17.669	12:10:57.965	
2 -	1:39.889	51.191	2:31.080	70.74	6.296	12:13:29.045	
3 -	1:35.700	50.220	2:25.920 (3)	73.24	1.136	12:15:54.965	
4 -	1:35.154	49.630	2:24.784 (1)	73.82		12:18:19.749	
5 -	1:35.779	49.610	2:25.389 (2)	73.51	0.605	12:20:45.138	

P13 149		Callum HAMMETT		Yamaha -			
IDEAL LAP TIME : 2:24.433		BEST LAP TIME : 2:24.433		DIFFERENCE : 0.000			
LAP	SECTOR 1	SECTOR 2	LAP TIME	MPH	DIFF	TIME OF DAY	
1 -		52.263	2:39.908	66.83	15.475	12:10:55.420	
2 -	1:39.652	51.977	2:31.629	70.48	7.196	12:13:27.049	
3 -	1:38.137	50.621	2:28.758 (3)	71.84	4.325	12:15:55.807	
4 -	1:36.881	50.059	2:26.940 (2)	72.73	2.507	12:18:22.747	

Weather / Track : Cloudy / Wet

Snetterton 300
Circuit Length = 2.9689 miles
Start: 12:08 Flag 12:19 End: 12:22

BMCRC - MRO Championships 2015 - Rnd 2 @ Snetterton 300

BMCRC Rookie 600

RACE 3 - SECTOR ANALYSIS

SECTOR 1 = FL to I1, SECTOR 2 = I1 to I2, SECTOR 3 = I2 to FL, DIFF = Difference To Personal Best Lap

5 - **1:34.949** **49.484** **2:24.433 (1)** **74.00** **12:20:47.180**

P14 51		Andrew DURANT		Honda -			
IDEAL LAP TIME : 2:24.069		BEST LAP TIME : 2:24.324		DIFFERENCE : 0.255			
LAP	SECTOR 1	SECTOR 2	LAP TIME	MPH	DIFF	TIME OF DAY	
1 -		52.520	2:48.635	63.37	24.311	12:11:04.147	
2 -	1:39.550	50.482	2:30.032	71.23	5.708	12:13:34.179	
3 -	1:37.966	49.673	2:27.639 (2)	72.39	3.315	12:16:01.818	
4 -	1:35.656	52.118	2:27.774 (3)	72.32	3.450	12:18:29.592	
5 -	1:35.911	48.413	2:24.324 (1)	74.05		12:20:53.916	

P15 80		Matt CLARKE		Honda - Hayley Group PLC			
IDEAL LAP TIME : 2:28.555		BEST LAP TIME : 2:29.102		DIFFERENCE : 0.547			
LAP	SECTOR 1	SECTOR 2	LAP TIME	MPH	DIFF	TIME OF DAY	
1 -		53.326	2:41.706	66.09	12.604	12:10:57.218	
2 -	1:40.505	51.411	2:31.916	70.35	2.814	12:13:29.134	
3 -	1:38.959	50.143	2:29.102 (1)	71.68		12:15:58.236	
4 -	1:38.412	51.284	2:29.696 (2)	71.39	0.594	12:18:27.932	
5 -	1:39.568	50.626	2:30.194 (3)	71.16	1.092	12:20:58.126	

P16 44		Andy POPE		Suzuki - Atwell Martin			
IDEAL LAP TIME : 2:28.881		BEST LAP TIME : 2:28.881		DIFFERENCE : 0.000			
LAP	SECTOR 1	SECTOR 2	LAP TIME	MPH	DIFF	TIME OF DAY	
1 -		53.252	2:48.340	63.49	19.459	12:11:03.852	
2 -	1:42.651	52.805	2:35.456	68.75	6.575	12:13:39.308	
3 -	1:41.503	51.684	2:33.187 (3)	69.77	4.306	12:16:12.495	
4 -	1:39.464	50.304	2:29.768 (2)	71.36	0.887	12:18:42.263	
5 -	1:39.380	49.501	2:28.881 (1)	71.78		12:21:11.144	

P17 118		Nathan DONEY		Yamaha -			
IDEAL LAP TIME : 2:32.382		BEST LAP TIME : 2:32.382		DIFFERENCE : 0.000			
LAP	SECTOR 1	SECTOR 2	LAP TIME	MPH	DIFF	TIME OF DAY	
1 -		52.052	2:43.383	65.41	11.001	12:10:58.895	
2 -	1:40.363	52.019	2:32.382 (1)	70.14		12:13:31.277	
3 -	1:41.493	52.584	2:34.077 (2)	69.36	1.695	12:16:05.354	
4 -	1:45.172	54.083	2:39.255 (3)	67.11	6.873	12:18:44.609	
5 -	1:46.361	53.013	2:39.374	67.06	6.992	12:21:23.983	

P18 84		James KENWARD		Kawasaki - FG1			
IDEAL LAP TIME : 2:37.268		BEST LAP TIME : 2:37.268		DIFFERENCE : 0.000			
LAP	SECTOR 1	SECTOR 2	LAP TIME	MPH	DIFF	TIME OF DAY	
1 -		56.791	2:53.541	61.58	16.273	12:11:09.053	
2 -	1:47.017	55.130	2:42.147	65.91	4.879	12:13:51.200	
3 -	1:45.052	54.462	2:39.514 (3)	67.00	2.246	12:16:30.714	
4 -	1:43.999	53.269	2:37.268 (1)	67.96		12:19:07.982	
5 -	1:44.059	53.622	2:37.681 (2)	67.78	0.413	12:21:45.663	

P19 17		Ivan BOYKO		Yamaha - SOFTMILL			
IDEAL LAP TIME : 2:36.610		BEST LAP TIME : 2:37.789		DIFFERENCE : 1.179			
LAP	SECTOR 1	SECTOR 2	LAP TIME	MPH	DIFF	TIME OF DAY	
1 -		57.547	2:57.812	60.10	20.023	12:11:13.324	
2 -	1:46.369	54.666	2:41.035	66.37	3.246	12:13:54.359	
3 -	1:47.414	53.421	2:40.835 (3)	66.45	3.046	12:16:35.194	
4 -	1:43.189	54.600	2:37.789 (1)	67.73		12:19:12.983	
5 -	1:43.962	54.556	2:38.518 (2)	67.42	0.729	12:21:51.501	

Weather / Track : Cloudy / Wet

Snetterton 300
Circuit Length = 2.9689 miles
Start: 12:08 Flag 12:19 End: 12:22

BMCRC - MRO Championships 2015 - Rnd 2 @ Snetterton 300

BMCRC Rookie 600

RACE 3 - SECTOR ANALYSIS

SECTOR 1 = FL to I1, SECTOR 2 = I1 to I2, SECTOR 3 = I2 to FL, DIFF = Difference To Personal Best Lap

P20 130		Lee BUTTON		Yamaha -		
IDEAL LAP TIME : 2:38.764		BEST LAP TIME : 2:38.764		DIFFERENCE : 0.000		
LAP	SECTOR 1	SECTOR 2	LAP TIME	MPH	DIFF	TIME OF DAY
1 -		56.858	2:54.891	61.11	16.127	12:11:10.403
2 -	1:46.762	56.695	2:43.457	65.38	4.693	12:13:53.860
3 -	1:46.139	54.929	2:41.068 (3)	66.35	2.304	12:16:34.928
4 -	1:45.032	54.480	2:39.512 (2)	67.00	0.748	12:19:14.440
5 -	1:44.418	54.346	2:38.764 (1)	67.32		12:21:53.204

P21 46		Adrian DRAPER		Suzuki - droopy racing uk		
IDEAL LAP TIME : 2:45.404		BEST LAP TIME : 2:45.611		DIFFERENCE : 0.207		
LAP	SECTOR 1	SECTOR 2	LAP TIME	MPH	DIFF	TIME OF DAY
1 -		57.152	2:57.079	60.35	11.468	12:11:12.591
2 -	1:50.055	57.195	2:47.250 (3)	63.90	1.639	12:13:59.841
3 -	1:49.050	56.561	2:45.611 (1)	64.53		12:16:45.452
4 -	1:48.843	57.738	2:46.581 (2)	64.16	0.970	12:19:32.033

P22 28		Carl BARRON		Yamaha -		
IDEAL LAP TIME : 2:53.597		BEST LAP TIME : 2:53.597		DIFFERENCE : 0.000		
LAP	SECTOR 1	SECTOR 2	LAP TIME	MPH	DIFF	TIME OF DAY
1 -		1:01.177	3:06.607	57.27	13.010	12:11:22.119
2 -	1:56.866	1:00.215	2:57.081 (3)	60.35	3.484	12:14:19.200
3 -	1:54.274	59.323	2:53.597 (1)	61.56		12:17:12.797
4 -	1:54.745	1:00.408	2:55.153 (2)	61.02	1.556	12:20:07.950

P23 6		Dominic PETTIT		Yamaha - Camclad Contractors		
IDEAL LAP TIME : 2:08.008		BEST LAP TIME : 2:08.008		DIFFERENCE : 0.000		
LAP	SECTOR 1	SECTOR 2	LAP TIME	MPH	DIFF	TIME OF DAY
1 -		45.203	2:19.914 (3)	76.39	11.906	12:10:35.426
2 -	1:27.778	44.078	2:11.856 (2)	81.05	3.848	12:12:47.282
3 -	1:24.520	43.488	2:08.008 (1)	83.49		12:14:55.290

BMCRC - MRO Championships 2015 - Rnd 2 @ Snetterton 300

BMCRC Rookie 600

RACE 3 - BEST SECTORS

SECTOR 1			SECTOR 2			IDEAL / BEST COMPARISON						
POS	NO	NAME	TIME	NO	NAME	TIME	POS	NO	NAME	IDEAL	BEST	DIFF
									PERFECT LAP	2:08.008		
1	6	PETTIT	1:24.520	6	PETTIT	43.488	1	6	PETTIT	2:08.008	2:08.008	0.000
2	90	COTGROVE	1:26.392	33	CORNWALL	44.649	2	90	COTGROVE	2:11.158	2:11.158	0.000
3	33	CORNWALL	1:27.420	90	COTGROVE	44.766	3	33	CORNWALL	2:12.069	2:12.069	0.000
4	24	EDSER	1:29.832	24	EDSER	45.780	4	24	EDSER	2:15.612	2:16.116	0.504
5	95	LARTER	1:30.107	95	LARTER	45.868	5	95	LARTER	2:15.975	2:16.080	0.105
6	164	CHAMBERLAIN	1:30.429	164	CHAMBERLAIN	45.908	6	164	CHAMBERLAIN	2:16.337	2:17.266	0.929
7	77	TIBBLE	1:30.474	77	TIBBLE	46.167	7	77	TIBBLE	2:16.641	2:17.442	0.801
8	99	COLLINS	1:30.807	18	HESSE	46.894	8	99	COLLINS	2:17.835	2:17.835	0.000
9	18	HESSE	1:30.993	99	COLLINS	47.028	9	18	HESSE	2:17.887	2:17.887	0.000
10	3	KING	1:33.144	3	KING	47.238	10	3	KING	2:20.382	2:20.382	0.000
11	11	HARVEY	1:33.921	45	HALL	47.372	11	45	HALL	2:21.322	2:21.322	0.000
12	45	HALL	1:33.950	11	HARVEY	47.805	12	11	HARVEY	2:21.726	2:21.726	0.000
13	149	HAMMETT	1:34.949	51	DURANT	48.413	13	51	DURANT	2:24.069	2:24.324	0.255
14	30	GROVE	1:35.154	149	HAMMETT	49.484	14	149	HAMMETT	2:24.433	2:24.433	0.000
15	51	DURANT	1:35.656	44	POPE	49.501	15	30	GROVE	2:24.764	2:24.784	0.020
16	80	CLARKE	1:38.412	30	GROVE	49.610	16	80	CLARKE	2:28.555	2:29.102	0.547
17	44	POPE	1:39.380	80	CLARKE	50.143	17	44	POPE	2:28.881	2:28.881	0.000
18	118	DONEY	1:40.363	118	DONEY	52.019	18	118	DONEY	2:32.382	2:32.382	0.000
19	17	BOYKO	1:43.189	84	KENWARD	53.269	19	17	BOYKO	2:36.610	2:37.789	1.179
20	84	KENWARD	1:43.999	17	BOYKO	53.421	20	84	KENWARD	2:37.268	2:37.268	0.000
21	130	BUTTON	1:44.418	130	BUTTON	54.346	21	130	BUTTON	2:38.764	2:38.764	0.000
22	46	DRAPER	1:48.843	46	DRAPER	56.561	22	46	DRAPER	2:45.404	2:45.611	0.207
23	28	BARRON	1:54.274	28	BARRON	59.323	23	28	BARRON	2:53.597	2:53.597	0.000
24												
25												

Weather / Track : Cloudy / Wet

Results can be found at www.tsl-timing.com

Snetterton 300

Circuit Length = 2.9689 miles

Start: 12:08 Flag 12:19 End: 12:22

Printed - 12:23 Saturday, 25 April 2015


BMCRC - MRO Championships 2015 - Rnd 2 @ Snetterton 300

BMCRC Rookie 600

RACE 14 - GRID (5 Laps)



ROW 9	27	83	Peter CUNNINGHAM	26	10	Craig NELSON	25	92	Paul ANDERSON
ROW 8	24	58	Jay MATTHEWS	23	6	Dominic PETTIT	22	28	Carl BARRON
ROW 7	21	46	Adrian DRAPER	20	130	Lee BUTTON	19	17	Ivan BOYKO
ROW 6	18	84	James KENWARD	17	118	Nathan DONEY	16	44	Andy POPE
ROW 5	15	80	Matt CLARKE	14	51	Andrew DURANT	13	149	Callum HAMMETT
ROW 4	12	30	Duncan GROVE	11	11	Josh HARVEY	10	45	Steve HALL
ROW 3	9	3	Loris KING	8	77	Jamie TIBBLE	7	99	Lloyd COLLINS
ROW 2	6	18	Jacques HESSE	5	95	James LARTER	4	24	Callaghn EDSER
ROW 1	3	164	Barry CHAMBERLAIN	2	33	Steve CORNWALL	1	90	Benjamin COTGROVE
Pole									



Snetterton 300
Circuit Length = 2.9689 miles

These results are provisional until the conclusion of any judicial and technical matters.

Clerk Of Course :		Timekeeper :
-------------------	--	--------------

Results can be found at www.tsl-timing.com

Printed - 12:25 Saturday, 25 April 2015



BMCRC - MRO Championships 2015 - Rnd 2 @ Snetterton 300

BMCRC Rookie 600

RACE 14 - CLASSIFICATION



POS	NO	NAME	ENTRY	LAPS	TIME	GAP	DIFF	MPH	BEST	ON
1	6	Dominic PETTIT	Yamaha - Camclad Contractors	5	10:30.561			84.75	2:03.011	4
2	90	Benjamin COTGROVE	Triumph - NR Racing	5	10:32.578	2.017	2.017	84.48	2:04.149	4
3	33	Steve CORNWALL	Triumph -	5	10:38.680	8.119	6.102	83.67	2:05.387	5
4	24	Callaghn EDSER	Yamaha -	5	10:39.996	9.435	1.316	83.50	2:05.837	5
5	58	Jay MATTHEWS	Yamaha -	5	10:40.111	9.550	0.115	83.48	2:05.171	4
6	95	James LARTER	Yamaha -	5	10:54.956	24.395	14.845	81.59	2:09.068	4
7	118	Nathan DONEY	Yamaha -	5	11:00.085	29.524	5.129	80.95	2:08.078	4
8	164	Barry CHAMBERLAIN	Suzuki - Goldline Maintenance Services	5	11:05.387	34.826	5.302	80.31	2:11.206	3
9	77	Jamie TIBBLE	Honda -	5	11:07.467	36.906	2.080	80.06	2:10.796	4
10	3	Loris KING	Yamaha - RK Racing, gamingkeys.co	5	11:14.382	43.821	6.915	79.24	2:12.591	5
11	83	Peter CUNNINGHAM	Triumph -	5	11:24.750	54.189	10.368	78.04	2:12.890	4
12	45	Steve HALL	Yamaha - Ace Rider Training	5	11:26.613	56.052	1.863	77.83	2:14.973	5
13	11	Josh HARVEY	Yamaha - NR Racing	5	11:31.107	1:00.546	4.494	77.32	2:14.586	5
14	51	Andrew DURANT	Honda -	5	11:32.567	1:02.006	1.460	77.16	2:15.145	5
15	99	Lloyd COLLINS	Honda - Warren Drives	5	11:38.211	1:07.650	5.644	76.53	2:16.110	3
16	18	Jacques HESSE	Kawazaki -	5	11:38.678	1:08.117	0.467	76.48	2:17.257	4
17	44	Andy POPE	Suzuki - Atwell Martin	5	11:55.289	1:24.728	16.611	74.71	2:20.394	5
18	80	Matt CLARKE	Honda - Hayley Group PLC	5	12:00.707	1:30.146	5.418	74.14	2:22.227	4
19	84	James KENWARD	Kawasaki - FG1	5	12:15.130	1:44.569	14.423	72.69	2:23.415	4
20	30	Duncan GROVE	Yamaha -	5	12:20.135	1:49.574	5.005	72.20	2:22.624	5
21	92	Paul ANDERSON	Yamaha -	5	12:25.853	1:55.292	5.718	71.64	2:25.978	5
22	17	Ivan BOYKO	Yamaha - SOFTMILL	5	12:30.823	2:00.262	4.970	71.17	2:25.971	5
23	46	Adrian DRAPER	Suzuki - droopy racing uk	5	12:33.805	2:03.244	2.982	70.89	2:27.016	5
24	130	Lee BUTTON	Yamaha -	5	12:35.243	2:04.682	1.438	70.75	2:27.312	5
25	28	Carl BARRON	Yamaha -	4	11:41.935	1 Lap	1 Lap	60.90	2:50.278	2

NOT CLASSIFIED

DNF	149	Callum HAMMETT	Yamaha -	2	4:46.578	3 Laps	2 Laps	74.59	2:19.327	2
-----	-----	-----------------------	----------	---	----------	---------------	--------	-------	-----------------	---

FASTEST LAP

	6	Dominic PETTIT	Yamaha - Camclad Contractors	4	2:03.011			86.88 mph	139.83 kph	
--	---	-----------------------	------------------------------	---	----------	--	--	-----------	------------	--

90% of Race Speed = 76.27 mph

Snetterton 300

Circuit Length = 2.9689 miles

Start: 16:19 Flag 16:29 End: 16:31

Weather / Track : Cloudy / Dry

These results are provisional until the conclusion of any judicial and technical matters.

Clerk Of Course :	Timekeeper :
-------------------	--------------

Results can be found at www.tsl-timing.com

Printed - 16:31 Saturday, 25 April 2015



BMCRC - MRO Championships 2015 - Rnd 2 @ Snetterton 300

BMCRC Rookie 600

RACE 14 - LAP CHART

LAP 1 @ 16:21:12.693			LAP 2 @ 16:23:19.537			LAP 3 @ 16:25:24.311			LAP 4 @ 16:27:27.373			LAP 5 @ 16:29:30.889		
NO	BEHIND	LAP TIME	NO	BEHIND	LAP TIME	NO	BEHIND	LAP TIME	NO	BEHIND	LAP TIME	NO	BEHIND	LAP TIME
90		2:12.365	90		2:06.844	90		2:04.774	6		2:03.011	6		2:03.516
33	1.160	2:13.525	6	0.396	2:03.805	6	0.051	2:04.429	90	1.087	2:04.149	90	2.017	2:04.446
24	2.408	2:14.773	33	1.192	2:06.876	33	2.306	2:05.888	33	6.248	2:07.004	33	8.119	2:05.387
6	3.435	2:15.800	24	1.833	2:06.269	24	3.384	2:06.325	24	7.114	2:06.792	24	9.435	2:05.837
95	4.138	2:16.503	58	4.431	2:06.788	58	5.505	2:05.848	58	7.614	2:05.171	58	9.550	2:05.452
164	4.279	2:16.644	95	7.040	2:09.746	95	11.870	2:09.604	95	17.876	2:09.068	95	24.395	2:10.035
58	4.487	2:16.852	164	8.726	2:11.291	164	15.158	2:11.206	28	1 Lap	2:57.395	118	29.524	2:08.389
77	8.041	2:20.406	77	14.062	2:12.865	118	19.635	2:08.966	164	23.854	2:11.758	164	34.826	2:14.488
3	9.132	2:21.497	118	15.443	2:10.141	77	20.999	2:11.711	118	24.651	2:08.078	77	36.906	2:11.689
45	10.188	2:22.553	3	16.154	2:13.866	3	24.207	2:12.827	77	28.733	2:10.796	3	43.821	2:12.591
118	12.146	2:24.511	45	19.287	2:15.943	45	31.195	2:16.682	3	34.746	2:13.601	83	54.189	2:14.778
99	13.521	2:25.886	83	23.643	2:16.039	83	33.099	2:14.230	83	42.927	2:12.890	45	56.052	2:14.973
18	13.962	2:26.327	18	24.876	2:17.758	99	36.848	2:16.110	45	44.595	2:16.462	11	1:00.546	2:14.586
83	14.448	2:26.813	99	25.512	2:18.835	11	37.260	2:16.382	11	49.476	2:15.278	51	1:02.006	2:15.145
149	14.886	2:27.251	11	25.652	2:17.232	51	37.609	2:16.433	51	50.377	2:15.830	99	1:07.650	2:16.404
11	15.264	2:27.629	51	25.950	2:16.775	18	39.793	2:19.691	18	53.988	2:17.257	18	1:08.117	2:17.645
51	16.019	2:28.384	149	27.369	2:19.327	44	50.102	2:20.517	99	54.762	2:20.976	28	1 Lap	2:55.047
80	16.403	2:28.768	80	32.349	2:22.790	80	51.235	2:23.660	44	1:07.850	2:20.810	44	1:24.728	2:20.394
44	19.044	2:31.409	44	34.359	2:22.159	84	1:02.475	2:25.672	80	1:10.400	2:22.227	80	1:30.146	2:23.262
84	22.107	2:34.472	84	41.577	2:26.314	30	1:06.443	2:22.653	84	1:22.828	2:23.415	84	1:44.569	2:25.257
17	25.272	2:37.637	17	46.411	2:27.983	92	1:08.398	2:26.139	30	1:30.466	2:27.085	30	1:49.574	2:22.624
46	26.343	2:38.708	92	47.033	2:27.036	17	1:12.830	2:31.193	92	1:32.830	2:27.494	92	1:55.292	2:25.978
92	26.841	2:39.206	30	48.564	2:27.187	46	1:14.139	2:30.018	17	1:37.807	2:28.039	17	2:00.262	2:25.971
30	28.221	2:40.586	46	48.895	2:29.396	130	1:15.293	2:30.019	46	1:39.744	2:28.667	46	2:03.244	2:27.016
130	28.419	2:40.784	130	50.048	2:28.473				130	1:40.886	2:28.655	130	2:04.682	2:27.312
28	46.850	2:59.215	28	1:30.284	2:50.278									

Weather / Track : Cloudy / Dry

Snetterton 300

Circuit Length = 2.9689 miles

Start: 16:19 Flag 16:29 End: 16:31

BMCRC - MRO Championships 2015 - Rnd 2 @ Snetterton 300

BMCRC Rookie 600

RACE 14 - SECTOR ANALYSIS

SECTOR 1 = FL to I1, SECTOR 2 = I1 to I2, SECTOR 3 = I2 to FL, DIFF = Difference To Personal Best Lap

P1 6		Dominic PETTIT		Yamaha - Camclad Contractors		
IDEAL LAP TIME : 2:03.001		BEST LAP TIME : 2:03.011		DIFFERENCE : 0.010		
LAP	SECTOR 1	SECTOR 2	LAP TIME	MPH	DIFF	TIME OF DAY
1 -		42.492	2:15.800	78.70	12.789	16:21:16.128
2 -	1:21.987	41.818	2:03.805 (3)	86.32	0.794	16:23:19.933
3 -	1:22.617	41.812	2:04.429	85.89	1.418	16:25:24.362
4 -	1:21.842	41.169	2:03.011 (1)	86.88		16:27:27.373
5 -	1:22.357	41.159	2:03.516 (2)	86.53	0.505	16:29:30.889

P2 90		Benjamin COTGROVE		Triumph - NR Racing		
IDEAL LAP TIME : 2:03.956		BEST LAP TIME : 2:04.149		DIFFERENCE : 0.193		
LAP	SECTOR 1	SECTOR 2	LAP TIME	MPH	DIFF	TIME OF DAY
1 -		42.760	2:12.365	80.74	8.216	16:21:12.693
2 -	1:24.626	42.218	2:06.844	84.26	2.695	16:23:19.537
3 -	1:22.797	41.977	2:04.774 (3)	85.65	0.625	16:25:24.311
4 -	1:22.554	41.595	2:04.149 (1)	86.09		16:27:28.460
5 -	1:23.044	41.402	2:04.446 (2)	85.88	0.297	16:29:32.906

P3 33		Steve CORNWALL		Triumph -		
IDEAL LAP TIME : 2:05.185		BEST LAP TIME : 2:05.387		DIFFERENCE : 0.202		
LAP	SECTOR 1	SECTOR 2	LAP TIME	MPH	DIFF	TIME OF DAY
1 -		43.842	2:13.525	80.04	8.138	16:21:13.853
2 -	1:23.791	43.085	2:06.876 (3)	84.24	1.489	16:23:20.729
3 -	1:23.068	42.820	2:05.888 (2)	84.90	0.501	16:25:26.617
4 -	1:23.480	43.524	2:07.004	84.15	1.617	16:27:33.621
5 -	1:23.270	42.117	2:05.387 (1)	85.24		16:29:39.008

P4 24		Callaghn EDSER		Yamaha -		
IDEAL LAP TIME : 2:05.837		BEST LAP TIME : 2:05.837		DIFFERENCE : 0.000		
LAP	SECTOR 1	SECTOR 2	LAP TIME	MPH	DIFF	TIME OF DAY
1 -		43.107	2:14.773	79.30	8.936	16:21:15.101
2 -	1:24.022	42.247	2:06.269 (2)	84.64	0.432	16:23:21.370
3 -	1:23.785	42.540	2:06.325 (3)	84.60	0.488	16:25:27.695
4 -	1:23.800	42.992	2:06.792	84.29	0.955	16:27:34.487
5 -	1:23.765	42.072	2:05.837 (1)	84.93		16:29:40.324

P5 58		Jay MATTHEWS		Yamaha -		
IDEAL LAP TIME : 2:04.395		BEST LAP TIME : 2:05.171		DIFFERENCE : 0.776		
LAP	SECTOR 1	SECTOR 2	LAP TIME	MPH	DIFF	TIME OF DAY
1 -		42.211	2:16.852	78.09	11.681	16:21:17.180
2 -	1:24.534	42.254	2:06.788	84.29	1.617	16:23:23.968
3 -	1:23.375	42.473	2:05.848 (3)	84.92	0.677	16:25:29.816
4 -	1:22.410	42.761	2:05.171 (1)	85.38		16:27:34.987
5 -	1:23.467	41.985	2:05.452 (2)	85.19	0.281	16:29:40.439

P6 95		James LARTER		Yamaha -		
IDEAL LAP TIME : 2:09.068		BEST LAP TIME : 2:09.068		DIFFERENCE : 0.000		
LAP	SECTOR 1	SECTOR 2	LAP TIME	MPH	DIFF	TIME OF DAY
1 -		44.012	2:16.503	78.29	7.435	16:21:16.831
2 -	1:25.877	43.869	2:09.746 (3)	82.37	0.678	16:23:26.577
3 -	1:25.739	43.865	2:09.604 (2)	82.46	0.536	16:25:36.181
4 -	1:25.427	43.641	2:09.068 (1)	82.80		16:27:45.249
5 -	1:25.753	44.282	2:10.035	82.19	0.967	16:29:55.284

P7 118		Nathan DONEY		Yamaha -		
IDEAL LAP TIME : 2:08.064		BEST LAP TIME : 2:08.078		DIFFERENCE : 0.014		
LAP	SECTOR 1	SECTOR 2	LAP TIME	MPH	DIFF	TIME OF DAY

Weather / Track : Cloudy / Dry

Snetterton 300
Circuit Length = 2.9689 miles
Start: 16:19 Flag 16:29 End: 16:31

BMCRC - MRO Championships 2015 - Rnd 2 @ Snetterton 300

BMCRC Rookie 600

RACE 14 - SECTOR ANALYSIS

SECTOR 1 = FL to I1, SECTOR 2 = I1 to I2, SECTOR 3 = I2 to FL, DIFF = Difference To Personal Best Lap

1 -		46.333		2:24.511	73.96	16.433	16:21:24.839
2 -	1:26.542	43.599		2:10.141	82.12	2.063	16:23:34.980
3 -	1:25.617	43.349		2:08.966 (3)	82.87	0.888	16:25:43.946
4 -	1:24.981	43.097		2:08.078 (1)	83.44		16:27:52.024
5 -	1:25.306	43.083		2:08.389 (2)	83.24	0.311	16:30:00.413

P8 164 Barry CHAMBERLAIN		Suzuki - Goldline Maintenance Services				
IDEAL LAP TIME : 2:11.035		BEST LAP TIME : 2:11.206		DIFFERENCE : 0.171		
LAP	SECTOR 1	SECTOR 2	LAP TIME	MPH	DIFF	TIME OF DAY
1 -		44.698	2:16.644	78.21	5.438	16:21:16.972
2 -	1:27.225	44.066	2:11.291 (2)	81.40	0.085	16:23:28.263
3 -	1:26.969	44.237	2:11.206 (1)	81.46		16:25:39.469
4 -	1:27.602	44.156	2:11.758 (3)	81.11	0.552	16:27:51.227
5 -	1:29.678	44.810	2:14.488	79.47	3.282	16:30:05.715

P9 77 Jamie TIBBLE		Honda -				
IDEAL LAP TIME : 2:10.722		BEST LAP TIME : 2:10.796		DIFFERENCE : 0.074		
LAP	SECTOR 1	SECTOR 2	LAP TIME	MPH	DIFF	TIME OF DAY
1 -		44.662	2:20.406	76.12	9.610	16:21:20.734
2 -	1:28.269	44.596	2:12.865	80.44	2.069	16:23:33.599
3 -	1:27.900	43.811	2:11.711 (3)	81.14	0.915	16:25:45.310
4 -	1:26.911	43.885	2:10.796 (1)	81.71		16:27:56.106
5 -	1:27.453	44.236	2:11.689 (2)	81.16	0.893	16:30:07.795

P10 3 Loris KING		Yamaha - RK Racing, gamingkeys.co				
IDEAL LAP TIME : 2:12.183		BEST LAP TIME : 2:12.591		DIFFERENCE : 0.408		
LAP	SECTOR 1	SECTOR 2	LAP TIME	MPH	DIFF	TIME OF DAY
1 -		44.573	2:21.497	75.53	8.906	16:21:21.825
2 -	1:29.171	44.695	2:13.866	79.84	1.275	16:23:35.691
3 -	1:28.484	44.343	2:12.827 (2)	80.46	0.236	16:25:48.518
4 -	1:29.079	44.522	2:13.601 (3)	80.00	1.010	16:28:02.119
5 -	1:28.892	43.699	2:12.591 (1)	80.60		16:30:14.710

P11 83 Peter CUNNINGHAM		Triumph -				
IDEAL LAP TIME : 2:12.890		BEST LAP TIME : 2:12.890		DIFFERENCE : 0.000		
LAP	SECTOR 1	SECTOR 2	LAP TIME	MPH	DIFF	TIME OF DAY
1 -		47.337	2:26.813	72.80	13.923	16:21:27.141
2 -	1:30.619	45.420	2:16.039	78.56	3.149	16:23:43.180
3 -	1:29.184	45.046	2:14.230 (2)	79.62	1.340	16:25:57.410
4 -	1:28.454	44.436	2:12.890 (1)	80.42		16:28:10.300
5 -	1:29.517	45.261	2:14.778 (3)	79.30	1.888	16:30:25.078

P12 45 Steve HALL		Yamaha - Ace Rider Training				
IDEAL LAP TIME : 2:14.818		BEST LAP TIME : 2:14.973		DIFFERENCE : 0.155		
LAP	SECTOR 1	SECTOR 2	LAP TIME	MPH	DIFF	TIME OF DAY
1 -		45.681	2:22.553	74.97	7.580	16:21:22.881
2 -	1:30.337	45.606	2:15.943 (2)	78.62	0.970	16:23:38.824
3 -	1:30.751	45.931	2:16.682	78.19	1.709	16:25:55.506
4 -	1:30.483	45.979	2:16.462 (3)	78.32	1.489	16:28:11.968
5 -	1:29.212	45.761	2:14.973 (1)	79.18		16:30:26.941

P13 11 Josh HARVEY		Yamaha - NR Racing				
IDEAL LAP TIME : 2:14.581		BEST LAP TIME : 2:14.586		DIFFERENCE : 0.005		
LAP	SECTOR 1	SECTOR 2	LAP TIME	MPH	DIFF	TIME OF DAY
1 -		48.197	2:27.629	72.39	13.043	16:21:27.957
2 -	1:30.548	46.684	2:17.232	77.88	2.646	16:23:45.189
3 -	1:30.311	46.071	2:16.382 (3)	78.36	1.796	16:26:01.571
4 -	1:29.002	46.276	2:15.278 (2)	79.00	0.692	16:28:16.849

Weather / Track : Cloudy / Dry

Snetterton 300

Circuit Length = 2.9689 miles

Start: 16:19 Flag 16:29 End: 16:31

BMCRC - MRO Championships 2015 - Rnd 2 @ Snetterton 300

BMCRC Rookie 600

RACE 14 - SECTOR ANALYSIS

SECTOR 1 = FL to I1, SECTOR 2 = I1 to I2, SECTOR 3 = I2 to FL, DIFF = Difference To Personal Best Lap

5 - 1:29.007 **45.579** **2:14.586 (1)** **79.41** **16:30:31.435**

P14 51		Andrew DURANT		Honda -		
IDEAL LAP TIME : 2:14.657		BEST LAP TIME : 2:15.145		DIFFERENCE : 0.488		
LAP	SECTOR 1	SECTOR 2	LAP TIME	MPH	DIFF	TIME OF DAY
1 -		46.498	2:28.384	72.02	13.239	16:21:28.712
2 -	1:30.191	46.584	2:16.775	78.14	1.630	16:23:45.487
3 -	1:30.958	45.475	2:16.433 (3)	78.33	1.288	16:26:01.920
4 -	1:30.111	45.719	2:15.830 (2)	78.68	0.685	16:28:17.750
5 -	1:29.182	45.963	2:15.145 (1)	79.08		16:30:32.895

P15 99		Lloyd COLLINS		Honda - Warren Drives		
IDEAL LAP TIME : 2:16.110		BEST LAP TIME : 2:16.110		DIFFERENCE : 0.000		
LAP	SECTOR 1	SECTOR 2	LAP TIME	MPH	DIFF	TIME OF DAY
1 -		48.036	2:25.886	73.26	9.776	16:21:26.214
2 -	1:31.990	46.845	2:18.835 (3)	76.98	2.725	16:23:45.049
3 -	1:30.169	45.941	2:16.110 (1)	78.52		16:26:01.159
4 -	1:34.393	46.583	2:20.976	75.81	4.866	16:28:22.135
5 -	1:30.419	45.985	2:16.404 (2)	78.35	0.294	16:30:38.539

P16 18		Jacques HESSE		Kawasaki -		
IDEAL LAP TIME : 2:16.676		BEST LAP TIME : 2:17.257		DIFFERENCE : 0.581		
LAP	SECTOR 1	SECTOR 2	LAP TIME	MPH	DIFF	TIME OF DAY
1 -		48.165	2:26.327	73.04	9.070	16:21:26.655
2 -	1:30.884	46.874	2:17.758 (3)	77.58	0.501	16:23:44.413
3 -	1:32.957	46.734	2:19.691	76.51	2.434	16:26:04.104
4 -	1:31.465	45.792	2:17.257 (1)	77.86		16:28:21.361
5 -	1:31.439	46.206	2:17.645 (2)	77.64	0.388	16:30:39.006

P17 44		Andy POPE		Suzuki - Atwell Martin		
IDEAL LAP TIME : 2:20.267		BEST LAP TIME : 2:20.394		DIFFERENCE : 0.127		
LAP	SECTOR 1	SECTOR 2	LAP TIME	MPH	DIFF	TIME OF DAY
1 -		48.657	2:31.409	70.59	11.015	16:21:31.737
2 -	1:34.011	48.148	2:22.159	75.18	1.765	16:23:53.896
3 -	1:33.782	46.735	2:20.517 (2)	76.06	0.123	16:26:14.413
4 -	1:33.532	47.278	2:20.810 (3)	75.90	0.416	16:28:35.223
5 -	1:33.655	46.739	2:20.394 (1)	76.12		16:30:55.617

P18 80		Matt CLARKE		Honda - Hayley Group PLC		
IDEAL LAP TIME : 2:21.679		BEST LAP TIME : 2:22.227		DIFFERENCE : 0.548		
LAP	SECTOR 1	SECTOR 2	LAP TIME	MPH	DIFF	TIME OF DAY
1 -		47.395	2:28.768	71.84	6.541	16:21:29.096
2 -	1:34.284	48.506	2:22.790 (2)	74.85	0.563	16:23:51.886
3 -	1:35.693	47.967	2:23.660	74.39	1.433	16:26:15.546
4 -	1:34.684	47.543	2:22.227 (1)	75.14		16:28:37.773
5 -	1:34.635	48.627	2:23.262 (3)	74.60	1.035	16:31:01.035

P19 84		James KENWARD		Kawasaki - FG1		
IDEAL LAP TIME : 2:23.415		BEST LAP TIME : 2:23.415		DIFFERENCE : 0.000		
LAP	SECTOR 1	SECTOR 2	LAP TIME	MPH	DIFF	TIME OF DAY
1 -		49.958	2:34.472	69.19	11.057	16:21:34.800
2 -	1:36.524	49.790	2:26.314	73.04	2.899	16:24:01.114
3 -	1:35.714	49.958	2:25.672 (3)	73.37	2.257	16:26:26.786
4 -	1:34.978	48.437	2:23.415 (1)	74.52		16:28:50.201
5 -	1:35.314	49.943	2:25.257 (2)	73.58	1.842	16:31:15.458

Weather / Track : Cloudy / Dry

Snetterton 300
Circuit Length = 2.9689 miles
Start: 16:19 Flag 16:29 End: 16:31

BMCRC - MRO Championships 2015 - Rnd 2 @ Snetterton 300

BMCRC Rookie 600

RACE 14 - SECTOR ANALYSIS

SECTOR 1 = FL to I1, SECTOR 2 = I1 to I2, SECTOR 3 = I2 to FL, DIFF = Difference To Personal Best Lap

P20 30		Duncan GROVE		Yamaha -		
IDEAL LAP TIME : 2:20.768		BEST LAP TIME : 2:22.624		DIFFERENCE : 1.856		
LAP	SECTOR 1	SECTOR 2	LAP TIME	MPH	DIFF	TIME OF DAY
1 -		49.789	2:40.586	66.55	17.962	16:21:40.914
2 -	1:36.841	50.346	2:27.187	72.61	4.563	16:24:08.101
3 -	1:34.339	48.314	2:22.653 (2)	74.92	0.029	16:26:30.754
4 -	1:32.454	54.631	2:27.085 (3)	72.66	4.461	16:28:57.839
5 -	1:34.186	48.438	2:22.624 (1)	74.93		16:31:20.463

P21 92		Paul ANDERSON		Yamaha -		
IDEAL LAP TIME : 2:25.483		BEST LAP TIME : 2:25.978		DIFFERENCE : 0.495		
LAP	SECTOR 1	SECTOR 2	LAP TIME	MPH	DIFF	TIME OF DAY
1 -		49.677	2:39.206	67.13	13.228	16:21:39.534
2 -	1:37.357	49.679	2:27.036 (3)	72.69	1.058	16:24:06.570
3 -	1:36.571	49.568	2:26.139 (2)	73.13	0.161	16:26:32.709
4 -	1:38.261	49.233	2:27.494	72.46	1.516	16:29:00.203
5 -	1:36.250	49.728	2:25.978 (1)	73.21		16:31:26.181

P22 17		Ivan BOYKO		Yamaha - SOFTMILL		
IDEAL LAP TIME : 2:25.644		BEST LAP TIME : 2:25.971		DIFFERENCE : 0.327		
LAP	SECTOR 1	SECTOR 2	LAP TIME	MPH	DIFF	TIME OF DAY
1 -		49.967	2:37.637	67.80	11.666	16:21:37.965
2 -	1:38.276	49.707	2:27.983 (2)	72.22	2.012	16:24:05.948
3 -	1:42.417	48.776	2:31.193	70.69	5.222	16:26:37.141
4 -	1:38.071	49.968	2:28.039 (3)	72.19	2.068	16:29:05.180
5 -	1:36.868	49.103	2:25.971 (1)	73.22		16:31:31.151

P23 46		Adrian DRAPER		Suzuki - droopy racing uk		
IDEAL LAP TIME : 2:27.016		BEST LAP TIME : 2:27.016		DIFFERENCE : 0.000		
LAP	SECTOR 1	SECTOR 2	LAP TIME	MPH	DIFF	TIME OF DAY
1 -		49.691	2:38.708	67.34	11.692	16:21:39.036
2 -	1:38.180	51.216	2:29.396 (3)	71.54	2.380	16:24:08.432
3 -	1:39.842	50.176	2:30.018	71.24	3.002	16:26:38.450
4 -	1:38.901	49.766	2:28.667 (2)	71.89	1.651	16:29:07.117
5 -	1:37.368	49.648	2:27.016 (1)	72.70		16:31:34.133

P24 130		Lee BUTTON		Yamaha -		
IDEAL LAP TIME : 2:27.312		BEST LAP TIME : 2:27.312		DIFFERENCE : 0.000		
LAP	SECTOR 1	SECTOR 2	LAP TIME	MPH	DIFF	TIME OF DAY
1 -		50.648	2:40.784	66.47	13.472	16:21:41.112
2 -	1:37.645	50.828	2:28.473 (2)	71.98	1.161	16:24:09.585
3 -	1:39.860	50.159	2:30.019	71.24	2.707	16:26:39.604
4 -	1:37.601	51.054	2:28.655 (3)	71.89	1.343	16:29:08.259
5 -	1:37.553	49.759	2:27.312 (1)	72.55		16:31:35.571

P25 28		Carl BARRON		Yamaha -		
IDEAL LAP TIME : 2:50.278		BEST LAP TIME : 2:50.278		DIFFERENCE : 0.000		
LAP	SECTOR 1	SECTOR 2	LAP TIME	MPH	DIFF	TIME OF DAY
1 -		58.533	2:59.215	59.63	8.937	16:21:59.543
2 -	1:52.277	58.001	2:50.278 (1)	62.76		16:24:49.821
3 -	1:56.857	1:00.538	2:57.395 (3)	60.25	7.117	16:27:47.216
4 -	1:55.101	59.946	2:55.047 (2)	61.05	4.769	16:30:42.263

P26 149		Callum HAMMETT		Yamaha -		
IDEAL LAP TIME : 2:19.327		BEST LAP TIME : 2:19.327		DIFFERENCE : 0.000		
LAP	SECTOR 1	SECTOR 2	LAP TIME	MPH	DIFF	TIME OF DAY
1 -		48.296	2:27.251 (2)	72.58	7.924	16:21:27.579

Weather / Track : Cloudy / Dry

Snetterton 300

Circuit Length = 2.9689 miles

Start: 16:19 Flag 16:29 End: 16:31

BMCRC - MRO Championships 2015 - Rnd 2 @ Snetterton 300

BMCRC Rookie 600

RACE 14 - SECTOR ANALYSIS

SECTOR 1 = FL to I1, SECTOR 2 = I1 to I2, SECTOR 3 = I2 to FL, DIFF = Difference To Personal Best Lap

2 - 1:31.988

47.339

2:19.327 (1) 76.71

16:23:46.906

BMCRC - MRO Championships 2015 - Rnd 2 @ Snetterton 300

BMCRC Rookie 600

RACE 14 - BEST SECTORS

SECTOR 1			SECTOR 2			IDEAL / BEST COMPARISON						
POS	NO	NAME	TIME	NO	NAME	TIME	POS	NO	NAME	IDEAL	BEST	DIFF
									PERFECT LAP	2:03.001		
1	6	PETTIT	1:21.842	6	PETTIT	41.159	1	6	PETTIT	2:03.001	2:03.011	0.010
2	58	MATTHEWS	1:22.410	90	COTGROVE	41.402	2	90	COTGROVE	2:03.956	2:04.149	0.193
3	90	COTGROVE	1:22.554	58	MATTHEWS	41.985	3	58	MATTHEWS	2:04.395	2:05.171	0.776
4	33	CORNWALL	1:23.068	24	EDSER	42.072	4	33	CORNWALL	2:05.185	2:05.387	0.202
5	24	EDSER	1:23.765	33	CORNWALL	42.117	5	24	EDSER	2:05.837	2:05.837	0.000
6	118	DONEY	1:24.981	118	DONEY	43.083	6	118	DONEY	2:08.064	2:08.078	0.014
7	95	LARTER	1:25.427	95	LARTER	43.641	7	95	LARTER	2:09.068	2:09.068	0.000
8	77	TIBBLE	1:26.911	3	KING	43.699	8	77	TIBBLE	2:10.722	2:10.796	0.074
9	164	CHAMBERLAIN	1:26.969	77	TIBBLE	43.811	9	164	CHAMBERLAIN	2:11.035	2:11.206	0.171
10	83	CUNNINGHAM	1:28.454	164	CHAMBERLAIN	44.066	10	3	KING	2:12.183	2:12.591	0.408
11	3	KING	1:28.484	83	CUNNINGHAM	44.436	11	83	CUNNINGHAM	2:12.890	2:12.890	0.000
12	11	HARVEY	1:29.002	51	DURANT	45.475	12	11	HARVEY	2:14.581	2:14.586	0.005
13	51	DURANT	1:29.182	11	HARVEY	45.579	13	51	DURANT	2:14.657	2:15.145	0.488
14	45	HALL	1:29.212	45	HALL	45.606	14	45	HALL	2:14.818	2:14.973	0.155
15	99	COLLINS	1:30.169	18	HESSE	45.792	15	99	COLLINS	2:16.110	2:16.110	0.000
16	18	HESSE	1:30.884	99	COLLINS	45.941	16	18	HESSE	2:16.676	2:17.257	0.581
17	149	HAMMETT	1:31.988	44	POPE	46.735	17	149	HAMMETT	2:19.327	2:19.327	0.000
18	30	GROVE	1:32.454	149	HAMMETT	47.339	18	44	POPE	2:20.267	2:20.394	0.127
19	44	POPE	1:33.532	80	CLARKE	47.395	19	30	GROVE	2:20.768	2:22.624	1.856
20	80	CLARKE	1:34.284	30	GROVE	48.314	20	80	CLARKE	2:21.679	2:22.227	0.548
21	84	KENWARD	1:34.978	84	KENWARD	48.437	21	84	KENWARD	2:23.415	2:23.415	0.000
22	92	ANDERSON	1:36.250	17	BOYKO	48.776	22	92	ANDERSON	2:25.483	2:25.978	0.495
23	17	BOYKO	1:36.868	92	ANDERSON	49.233	23	17	BOYKO	2:25.644	2:25.971	0.327
24	46	DRAPER	1:37.368	46	DRAPER	49.648	24	46	DRAPER	2:27.016	2:27.016	0.000
25	130	BUTTON	1:37.553	130	BUTTON	49.759	25	130	BUTTON	2:27.312	2:27.312	0.000
26	28	BARRON	1:52.277	28	BARRON	58.001	26	28	BARRON	2:50.278	2:50.278	0.000

Weather / Track : Cloudy / Dry

Results can be found at www.tsl-timing.com

Snetterton 300

Circuit Length = 2.9689 miles

Start: 16:19 Flag 16:29 End: 16:31

Printed - 16:33 Saturday, 25 April 2015


BMCRC - MRO Championships 2015 - Rnd 2 @ Snetterton 300

BMCRC Rookie 600

RACE 3 - GRID (6 Laps)



ROW 9	27	10	Craig NELSON	26	149	Callum HAMMETT	25	28	Carl BARRON
ROW 8	24	130	Lee BUTTON	23	46	Adrian DRAPER	22	17	Ivan BOYKO
ROW 7	21	92	Paul ANDERSON	20	30	Duncan GROVE	19	84	James KENWARD
ROW 6	18	80	Matt CLARKE	17	44	Andy POPE	16	18	Jacques HESSE
ROW 5	15	99	Lloyd COLLINS	14	51	Andrew DURANT	13	11	Josh HARVEY
ROW 4	12	45	Steve HALL	11	83	Peter CUNNINGHAM	10	3	Loris KING
ROW 3	9	77	Jamie TIBBLE	8	164	Barry CHAMBERLAIN	7	118	Nathan DONEY
ROW 2	6	95	James LARTER	5	58	Jay MATTHEWS	4	24	Callaghn EDSER
ROW 1	3	33	Steve CORNWALL	2	90	Benjamin COTGROVE	1	6	Dominic PETTIT
Pole									



Snetterton 300
Circuit Length = 2.9689 miles

These results are provisional until the conclusion of any judicial and technical matters.

Clerk Of Course :	Timekeeper :
-------------------	--------------

Results can be found at www.tsl-timing.com

Printed - 16:35 Saturday, 25 April 2015



BMCRC - MRO Championships 2015 - Rnd 2 @ Snetterton 300

BMCRC Rookie 600

RACE 3 - CLASSIFICATION



POS	NO	NAME	ENTRY	LAPS	TIME	GAP	DIFF	MPH	BEST	ON
1	6	Dominic PETTIT	Yamaha - Camclad Contractors	5	10:27.132			85.21	2:02.655	3
2	90	Benjamin COTGROVE	Triumph - NR Racing	5	10:27.653	0.521	0.521	85.14	2:03.620	5
3	24	Callaghn EDSER	Yamaha -	5	10:36.432	9.300	8.779	83.96	2:05.056	5
4	58	Jay MATTHEWS	Yamaha -	5	10:36.562	9.430	0.130	83.95	2:04.811	5
5	33	Steve CORNWALL	Triumph -	5	10:39.057	11.925	2.495	83.62	2:05.267	4
6	118	Nathan DONEY	Yamaha -	5	10:45.107	17.975	6.050	82.83	2:05.557	5
7	95	James LARTER	Yamaha -	5	10:50.833	23.701	5.726	82.11	2:06.499	5
8	77	Jamie TIBBLE	Honda -	5	10:56.795	29.663	5.962	81.36	2:08.141	5
9	164	Barry CHAMBERLAIN	Suzuki - Goldline Maintenance Services	5	10:57.245	30.113	0.450	81.30	2:07.962	5
10	83	Peter CUNNINGHAM	Triumph -	5	11:16.627	49.495	19.382	78.98	2:12.161	4
11	11	Josh HARVEY	Yamaha - NR Racing	5	11:17.818	50.686	1.191	78.84	2:12.875	5
12	99	Lloyd COLLINS	Honda - Warren Drives	5	11:21.894	54.762	4.076	78.37	2:11.680	5
13	51	Andrew DURANT	Honda -	5	11:23.471	56.339	1.577	78.18	2:10.819	5
14	44	Andy POPE	Suzuki - Atwell Martin	5	11:27.925	1:00.793	4.454	77.68	2:13.406	4
15	149	Callum HAMMETT	Yamaha -	5	11:32.173	1:05.041	4.248	77.20	2:12.900	5
16	18	Jacques HESSE	Kawazaki -	5	11:35.438	1:08.306	3.265	76.84	2:16.400	3
17	84	James KENWARD	Kawasaki - FG1	5	12:07.629	1:40.497	32.191	73.44	2:18.911	5
18	30	Duncan GROVE	Yamaha -	5	12:08.758	1:41.626	1.129	73.33	2:18.853	5
19	92	Paul ANDERSON	Yamaha -	5	12:18.581	1:51.449	9.823	72.35	2:20.946	5
20	130	Lee BUTTON	Yamaha -	5	12:22.135	1:55.003	3.554	72.00	2:23.171	5
21	17	Ivan BOYKO	Yamaha - SOFTMILL	5	12:25.530	1:58.398	3.395	71.68	2:24.995	4
22	46	Adrian DRAPER	Suzuki - droopy racing uk	5	12:53.185	2:26.053	27.655	69.11	2:30.710	5
23	28	Carl BARRON	Yamaha -	4	10:37.489	1 Lap	1 Lap	67.06	2:34.776	3

NOT CLASSIFIED

DNF	10	Craig NELSON	Suzuki -	4	10:25.042	1 Lap		68.39	2:32.159	3
DNF	3	Loris KING	Yamaha - RK Racing, gamingkeys.co	0						
DNF	45	Steve HALL	Yamaha - Ace Rider Training	0						

FASTEST LAP

	6	Dominic PETTIT	Yamaha - Camclad Contractors	3	2:02.655			87.13 mph	140.23 kph	
--	---	-----------------------	------------------------------	---	----------	--	--	-----------	------------	--

90% of Race Speed = 76.68 mph

Snetterton 300

Circuit Length = 2.9689 miles

Start: 11:02 Flag 11:13 End: 11:16

Weather / Track : Cloudy / Dry

These results are provisional until the conclusion of any judicial and technical matters.

Clerk Of Course :		Timekeeper :	
-------------------	--	--------------	--

Results can be found at www.tsl-timing.com

Printed - 11:17 Sunday, 26 April 2015



BMCRC - MRO Championships 2015 - Rnd 2 @ Snetterton 300

BMCRC Rookie 600

RACE 3 - LAP CHART

LAP 1 @ 11:05:05.970			LAP 2 @ 11:07:10.915			LAP 3 @ 11:09:14.620			LAP 4 @ 11:11:18.337			LAP 5 @ 11:13:21.436		
NO	BEHIND	LAP TIME	NO	BEHIND	LAP TIME	NO	BEHIND	LAP TIME	NO	BEHIND	LAP TIME	NO	BEHIND	LAP TIME
90		2:11.666	90		2:04.945	90		2:03.705	90		2:03.717	6		2:02.720
33	1.820	2:13.486	6	1.749	2:04.500	6	0.699	2:02.655	6	0.379	2:03.397	90	0.521	2:03.620
58	2.033	2:13.699	58	3.110	2:06.022	58	5.624	2:06.219	24	7.343	2:05.338	24	9.300	2:05.056
6	2.194	2:13.860	24	3.625	2:06.274	24	5.722	2:05.802	58	7.718	2:05.811	58	9.430	2:04.811
24	2.296	2:13.962	33	4.951	2:08.076	33	7.845	2:06.599	33	9.395	2:05.267	28	1 Lap	2:37.930
118	5.864	2:17.530	118	9.626	2:08.707	118	12.903	2:06.982	118	15.517	2:06.331	33	11.925	2:05.629
164	6.348	2:18.014	95	11.294	2:09.458	95	16.977	2:09.388	95	20.301	2:07.041	118	17.975	2:05.557
95	6.781	2:18.447	77	12.289	2:10.088	164	18.778	2:10.122	77	24.621	2:09.462	95	23.701	2:06.499
77	7.146	2:18.812	164	12.361	2:10.958	77	18.876	2:10.292	164	25.250	2:10.189	77	29.663	2:08.141
11	11.547	2:23.213	83	20.565	2:13.609	83	30.765	2:13.905	83	39.209	2:12.161	164	30.113	2:07.962
83	11.901	2:23.567	11	21.960	2:15.358	11	31.695	2:13.440	11	40.910	2:12.932	83	49.495	2:13.385
18	14.204	2:25.870	99	27.654	2:16.060	99	37.557	2:13.608	99	46.181	2:12.341	11	50.686	2:12.875
44	15.836	2:27.502	18	28.372	2:19.113	44	38.520	2:13.687	44	48.209	2:13.406	99	54.762	2:11.680
99	16.539	2:28.205	44	28.538	2:17.647	51	38.913	2:13.667	51	48.619	2:13.423	51	56.339	2:10.819
51	16.606	2:28.272	51	28.951	2:17.290	18	41.067	2:16.400	18	54.925	2:17.575	44	1:00.793	2:15.683
149	17.577	2:29.243	149	31.013	2:18.381	149	44.337	2:17.029	149	55.240	2:14.620	149	1:05.041	2:12.900
84	26.334	2:38.000	84	46.821	2:25.432	84	1:07.190	2:24.074	84	1:24.685	2:21.212	18	1:08.306	2:16.480
17	28.552	2:40.218	30	48.862	2:25.162	30	1:08.463	2:23.306	30	1:25.872	2:21.126	84	1:40.497	2:18.911
30	28.645	2:40.311	17	49.463	2:25.856	17	1:12.096	2:26.338	17	1:33.374	2:24.995	30	1:41.626	2:18.853
130	29.649	2:41.315	130	51.630	2:26.926	130	1:13.514	2:25.589	92	1:33.602	2:23.485	92	1:51.449	2:20.946
92	30.573	2:42.239	92	52.931	2:27.303	92	1:13.834	2:24.608	130	1:34.931	2:25.134	130	1:55.003	2:23.171
10	31.655	2:43.321	10	1:01.143	2:34.433	10	1:29.597	2:32.159	46	1:58.442	2:30.999	17	1:58.398	2:28.123
46	33.596	2:45.262	46	1:02.635	2:33.984	46	1:31.160	2:32.230	10	2:01.009	2:35.129	46	2:26.053	2:30.710
28	35.396	2:47.062	28	1:08.172	2:37.721	28	1:39.243	2:34.776						

Weather / Track : Cloudy / Dry

Snetterton 300

Circuit Length = 2.9689 miles

Start: 11:02 Flag 11:13 End: 11:16

Results can be found at www.tsl-timing.com

Printed - 11:18 Sunday, 26 April 2015

BMCRC - MRO Championships 2015 - Rnd 2 @ Snetterton 300

BMCRC Rookie 600

RACE 3 - SECTOR ANALYSIS

SECTOR 1 = FL to I1, SECTOR 2 = I1 to I2, SECTOR 3 = I2 to FL, DIFF = Difference To Personal Best Lap

P1 6		Dominic PETTIT		Yamaha - Camclad Contractors		
IDEAL LAP TIME : 2:02.637		BEST LAP TIME : 2:02.655		DIFFERENCE : 0.018		
LAP	SECTOR 1	SECTOR 2	LAP TIME	MPH	DIFF	TIME OF DAY
1 -		42.924	2:13.860	79.84	11.205	11:05:08.164
2 -	1:22.932	41.568	2:04.500	85.84	1.845	11:07:12.664
3 -	1:21.775	40.880	2:02.655 (1)	87.13		11:09:15.319
4 -	1:22.308	41.089	2:03.397 (3)	86.61	0.742	11:11:18.716
5 -	1:21.757	40.963	2:02.720 (2)	87.09	0.065	11:13:21.436

P2 90		Benjamin COTGROVE		Triumph - NR Racing		
IDEAL LAP TIME : 2:03.438		BEST LAP TIME : 2:03.620		DIFFERENCE : 0.182		
LAP	SECTOR 1	SECTOR 2	LAP TIME	MPH	DIFF	TIME OF DAY
1 -		41.890	2:11.666	81.17	8.046	11:05:05.970
2 -	1:23.193	41.752	2:04.945	85.54	1.325	11:07:10.915
3 -	1:22.360	41.345	2:03.705 (2)	86.39	0.085	11:09:14.620
4 -	1:22.490	41.227	2:03.717 (3)	86.39	0.097	11:11:18.337
5 -	1:22.542	41.078	2:03.620 (1)	86.45		11:13:21.957

P3 24		Callagh EDSEER		Yamaha -		
IDEAL LAP TIME : 2:04.783		BEST LAP TIME : 2:05.056		DIFFERENCE : 0.273		
LAP	SECTOR 1	SECTOR 2	LAP TIME	MPH	DIFF	TIME OF DAY
1 -		43.112	2:13.962	79.78	8.906	11:05:08.266
2 -	1:24.373	41.901	2:06.274	84.64	1.218	11:07:14.540
3 -	1:22.993	42.809	2:05.802 (3)	84.95	0.746	11:09:20.342
4 -	1:22.882	42.456	2:05.338 (2)	85.27	0.282	11:11:25.680
5 -	1:23.105	41.951	2:05.056 (1)	85.46		11:13:30.736

P4 58		Jay MATTHEWS		Yamaha -		
IDEAL LAP TIME : 2:04.541		BEST LAP TIME : 2:04.811		DIFFERENCE : 0.270		
LAP	SECTOR 1	SECTOR 2	LAP TIME	MPH	DIFF	TIME OF DAY
1 -		43.145	2:13.699	79.94	8.888	11:05:08.003
2 -	1:24.312	41.710	2:06.022 (3)	84.81	1.211	11:07:14.025
3 -	1:23.778	42.441	2:06.219	84.67	1.408	11:09:20.244
4 -	1:23.796	42.015	2:05.811 (2)	84.95	1.000	11:11:26.055
5 -	1:22.831	41.980	2:04.811 (1)	85.63		11:13:30.866

P5 33		Steve CORNWALL		Triumph -		
IDEAL LAP TIME : 2:05.098		BEST LAP TIME : 2:05.267		DIFFERENCE : 0.169		
LAP	SECTOR 1	SECTOR 2	LAP TIME	MPH	DIFF	TIME OF DAY
1 -		43.273	2:13.486	80.06	8.219	11:05:07.790
2 -	1:25.241	42.835	2:08.076	83.45	2.809	11:07:15.866
3 -	1:24.187	42.412	2:06.599 (3)	84.42	1.332	11:09:22.465
4 -	1:23.307	41.960	2:05.267 (1)	85.32		11:11:27.732
5 -	1:23.138	42.491	2:05.629 (2)	85.07	0.362	11:13:33.361

P6 118		Nathan DONEY		Yamaha -		
IDEAL LAP TIME : 2:05.557		BEST LAP TIME : 2:05.557		DIFFERENCE : 0.000		
LAP	SECTOR 1	SECTOR 2	LAP TIME	MPH	DIFF	TIME OF DAY
1 -		44.228	2:17.530	77.71	11.973	11:05:11.834
2 -	1:25.497	43.210	2:08.707	83.04	3.150	11:07:20.541
3 -	1:24.121	42.861	2:06.982 (3)	84.17	1.425	11:09:27.523
4 -	1:23.608	42.723	2:06.331 (2)	84.60	0.774	11:11:33.854
5 -	1:23.389	42.168	2:05.557 (1)	85.12		11:13:39.411

P7 95		James LARTER		Yamaha -		
IDEAL LAP TIME : 2:06.499		BEST LAP TIME : 2:06.499		DIFFERENCE : 0.000		
LAP	SECTOR 1	SECTOR 2	LAP TIME	MPH	DIFF	TIME OF DAY

Weather / Track : Cloudy / Dry

Snetterton 300
Circuit Length = 2.9689 miles
Start: 11:02 Flag 11:13 End: 11:16

BMCRC - MRO Championships 2015 - Rnd 2 @ Snetterton 300

BMCRC Rookie 600

RACE 3 - SECTOR ANALYSIS

SECTOR 1 = FL to I1, SECTOR 2 = I1 to I2, SECTOR 3 = I2 to FL, DIFF = Difference To Personal Best Lap

1 -		44.164	2:18.447	77.19	11.948	11:05:12.751
2 -	1:26.549	42.909	2:09.458	82.56	2.959	11:07:22.209
3 -	1:25.762	43.626	2:09.388 (3)	82.60	2.889	11:09:31.597
4 -	1:24.490	42.551	2:07.041 (2)	84.13	0.542	11:11:38.638
5 -	1:23.960	42.539	2:06.499 (1)	84.49		11:13:45.137

P8 77		Jamie TIBBLE		Honda -		
IDEAL LAP TIME : 2:08.141		BEST LAP TIME : 2:08.141		DIFFERENCE : 0.000		
LAP	SECTOR 1	SECTOR 2	LAP TIME	MPH	DIFF	TIME OF DAY
1 -		44.114	2:18.812	76.99	10.671	11:05:13.116
2 -	1:26.554	43.534	2:10.088 (3)	82.16	1.947	11:07:23.204
3 -	1:26.685	43.607	2:10.292	82.03	2.151	11:09:33.496
4 -	1:26.421	43.041	2:09.462 (2)	82.55	1.321	11:11:42.958
5 -	1:25.324	42.817	2:08.141 (1)	83.40		11:13:51.099

P9 164		Barry CHAMBERLAIN		Suzuki - Goldline Maintenance Services		
IDEAL LAP TIME : 2:07.962		BEST LAP TIME : 2:07.962		DIFFERENCE : 0.000		
LAP	SECTOR 1	SECTOR 2	LAP TIME	MPH	DIFF	TIME OF DAY
1 -		44.443	2:18.014	77.44	10.052	11:05:12.318
2 -	1:27.256	43.702	2:10.958	81.61	2.996	11:07:23.276
3 -	1:26.394	43.728	2:10.122 (2)	82.13	2.160	11:09:33.398
4 -	1:27.154	43.035	2:10.189 (3)	82.09	2.227	11:11:43.587
5 -	1:25.272	42.690	2:07.962 (1)	83.52		11:13:51.549

P10 83		Peter CUNNINGHAM		Triumph -		
IDEAL LAP TIME : 2:11.399		BEST LAP TIME : 2:12.161		DIFFERENCE : 0.762		
LAP	SECTOR 1	SECTOR 2	LAP TIME	MPH	DIFF	TIME OF DAY
1 -		44.581	2:23.567	74.44	11.406	11:05:17.871
2 -	1:28.834	44.775	2:13.609 (3)	79.99	1.448	11:07:31.480
3 -	1:28.586	45.319	2:13.905	79.81	1.744	11:09:45.385
4 -	1:27.884	44.277	2:12.161 (1)	80.87		11:11:57.546
5 -	1:29.870	43.515	2:13.385 (2)	80.12	1.224	11:14:10.931

P11 11		Josh HARVEY		Yamaha - NR Racing		
IDEAL LAP TIME : 2:12.002		BEST LAP TIME : 2:12.875		DIFFERENCE : 0.873		
LAP	SECTOR 1	SECTOR 2	LAP TIME	MPH	DIFF	TIME OF DAY
1 -		46.414	2:23.213	74.63	10.338	11:05:17.517
2 -	1:29.525	45.833	2:15.358	78.96	2.483	11:07:32.875
3 -	1:28.331	45.109	2:13.440 (3)	80.09	0.565	11:09:46.315
4 -	1:27.782	45.150	2:12.932 (2)	80.40	0.057	11:11:59.247
5 -	1:28.655	44.220	2:12.875 (1)	80.43		11:14:12.122

P12 99		Lloyd COLLINS		Honda - Warren Drives		
IDEAL LAP TIME : 2:11.680		BEST LAP TIME : 2:11.680		DIFFERENCE : 0.000		
LAP	SECTOR 1	SECTOR 2	LAP TIME	MPH	DIFF	TIME OF DAY
1 -		46.946	2:28.205	72.11	16.525	11:05:22.509
2 -	1:29.771	46.289	2:16.060	78.55	4.380	11:07:38.569
3 -	1:28.458	45.150	2:13.608 (3)	79.99	1.928	11:09:52.177
4 -	1:28.178	44.163	2:12.341 (2)	80.76	0.661	11:12:04.518
5 -	1:27.844	43.836	2:11.680 (1)	81.16		11:14:16.198

P13 51		Andrew DURANT		Honda -		
IDEAL LAP TIME : 2:10.819		BEST LAP TIME : 2:10.819		DIFFERENCE : 0.000		
LAP	SECTOR 1	SECTOR 2	LAP TIME	MPH	DIFF	TIME OF DAY
1 -		47.261	2:28.272	72.08	17.453	11:05:22.576
2 -	1:29.879	47.411	2:17.290	77.85	6.471	11:07:39.866
3 -	1:29.093	44.574	2:13.667 (3)	79.96	2.848	11:09:53.533
4 -	1:28.219	45.204	2:13.423 (2)	80.10	2.604	11:12:06.956

Weather / Track : Cloudy / Dry

Snetterton 300
Circuit Length = 2.9689 miles
Start: 11:02 Flag 11:13 End: 11:16

BMCRC - MRO Championships 2015 - Rnd 2 @ Snetterton 300

BMCRC Rookie 600

RACE 3 - SECTOR ANALYSIS

SECTOR 1 = FL to I1, SECTOR 2 = I1 to I2, SECTOR 3 = I2 to FL, DIFF = Difference To Personal Best Lap

5 - 1:27.405 43.414 2:10.819 (1) 81.70 11:14:17.775

P14 44 Andy POPE			Suzuki - Atwell Martin			
IDEAL LAP TIME : 2:13.015		BEST LAP TIME : 2:13.406		DIFFERENCE : 0.391		
LAP	SECTOR 1	SECTOR 2	LAP TIME	MPH	DIFF	TIME OF DAY
1 -		46.884	2:27.502	72.46	14.096	11:05:21.806
2 -	1:31.091	46.556	2:17.647	77.64	4.241	11:07:39.453
3 -	1:28.853	44.834	2:13.687 (2)	79.94	0.281	11:09:53.140
4 -	1:28.181	45.225	2:13.406 (1)	80.11		11:12:06.546
5 -	1:29.659	46.024	2:15.683 (3)	78.77	2.277	11:14:22.229

P15 149 Callum HAMMETT			Yamaha -			
IDEAL LAP TIME : 2:12.900		BEST LAP TIME : 2:12.900		DIFFERENCE : 0.000		
LAP	SECTOR 1	SECTOR 2	LAP TIME	MPH	DIFF	TIME OF DAY
1 -		47.539	2:29.243	71.61	16.343	11:05:23.547
2 -	1:31.647	46.734	2:18.381	77.23	5.481	11:07:41.928
3 -	1:31.050	45.979	2:17.029 (3)	77.99	4.129	11:09:58.957
4 -	1:28.803	45.817	2:14.620 (2)	79.39	1.720	11:12:13.577
5 -	1:27.854	45.046	2:12.900 (1)	80.42		11:14:26.477

P16 18 Jacques HESSE			Kawasaki -			
IDEAL LAP TIME : 2:16.211		BEST LAP TIME : 2:16.400		DIFFERENCE : 0.189		
LAP	SECTOR 1	SECTOR 2	LAP TIME	MPH	DIFF	TIME OF DAY
1 -		46.853	2:25.870	73.27	9.470	11:05:20.174
2 -	1:31.283	47.830	2:19.113	76.83	2.713	11:07:39.287
3 -	1:30.241	46.159	2:16.400 (1)	78.35		11:09:55.687
4 -	1:30.052	47.523	2:17.575 (3)	77.68	1.175	11:12:13.262
5 -	1:30.122	46.358	2:16.480 (2)	78.31	0.080	11:14:29.742

P17 84 James KENWARD			Kawasaki - FG1			
IDEAL LAP TIME : 2:18.911		BEST LAP TIME : 2:18.911		DIFFERENCE : 0.000		
LAP	SECTOR 1	SECTOR 2	LAP TIME	MPH	DIFF	TIME OF DAY
1 -		50.661	2:38.000	67.64	19.089	11:05:32.304
2 -	1:35.298	50.134	2:25.432	73.49	6.521	11:07:57.736
3 -	1:34.315	49.759	2:24.074 (3)	74.18	5.163	11:10:21.810
4 -	1:32.821	48.391	2:21.212 (2)	75.68	2.301	11:12:43.022
5 -	1:32.190	46.721	2:18.911 (1)	76.94		11:15:01.933

P18 30 Duncan GROVE			Yamaha -			
IDEAL LAP TIME : 2:18.853		BEST LAP TIME : 2:18.853		DIFFERENCE : 0.000		
LAP	SECTOR 1	SECTOR 2	LAP TIME	MPH	DIFF	TIME OF DAY
1 -		50.769	2:40.311	66.67	21.458	11:05:34.615
2 -	1:36.176	48.986	2:25.162	73.62	6.309	11:07:59.777
3 -	1:33.675	49.631	2:23.306 (3)	74.58	4.453	11:10:23.083
4 -	1:32.408	48.718	2:21.126 (2)	75.73	2.273	11:12:44.209
5 -	1:31.482	47.371	2:18.853 (1)	76.97		11:15:03.062

P19 92 Paul ANDERSON			Yamaha -			
IDEAL LAP TIME : 2:20.328		BEST LAP TIME : 2:20.946		DIFFERENCE : 0.618		
LAP	SECTOR 1	SECTOR 2	LAP TIME	MPH	DIFF	TIME OF DAY
1 -		51.015	2:42.239	65.87	21.293	11:05:36.543
2 -	1:37.691	49.612	2:27.303	72.55	6.357	11:08:03.846
3 -	1:35.594	49.014	2:24.608 (3)	73.91	3.662	11:10:28.454
4 -	1:36.289	47.196	2:23.485 (2)	74.48	2.539	11:12:51.939
5 -	1:33.132	47.814	2:20.946 (1)	75.83		11:15:12.885

Weather / Track : Cloudy / Dry

Snetterton 300
Circuit Length = 2.9689 miles
Start: 11:02 Flag 11:13 End: 11:16

BMCRC - MRO Championships 2015 - Rnd 2 @ Snetterton 300

BMCRC Rookie 600

RACE 3 - SECTOR ANALYSIS

SECTOR 1 = FL to I1, SECTOR 2 = I1 to I2, SECTOR 3 = I2 to FL, DIFF = Difference To Personal Best Lap

P20 130		Lee BUTTON		Yamaha -		
IDEAL LAP TIME : 2:23.171		BEST LAP TIME : 2:23.171		DIFFERENCE : 0.000		
LAP	SECTOR 1	SECTOR 2	LAP TIME	MPH	DIFF	TIME OF DAY
1 -		50.750	2:41.315	66.25	18.144	11:05:35.619
2 -	1:38.036	48.890	2:26.926	72.74	3.755	11:08:02.545
3 -	1:36.171	49.418	2:25.589 (3)	73.41	2.418	11:10:28.134
4 -	1:37.395	47.739	2:25.134 (2)	73.64	1.963	11:12:53.268
5 -	1:35.438	47.733	2:23.171 (1)	74.65		11:15:16.439

P21 17		Ivan BOYKO		Yamaha - SOFTMILL		
IDEAL LAP TIME : 2:24.995		BEST LAP TIME : 2:24.995		DIFFERENCE : 0.000		
LAP	SECTOR 1	SECTOR 2	LAP TIME	MPH	DIFF	TIME OF DAY
1 -		51.225	2:40.218	66.70	15.223	11:05:34.522
2 -	1:37.586	48.270	2:25.856 (2)	73.27	0.861	11:08:00.378
3 -	1:37.670	48.668	2:26.338 (3)	73.03	1.343	11:10:26.716
4 -	1:36.747	48.248	2:24.995 (1)	73.71		11:12:51.711
5 -	1:38.972	49.151	2:28.123	72.15	3.128	11:15:19.834

P22 46		Adrian DRAPER		Suzuki - droopy racing uk		
IDEAL LAP TIME : 2:30.546		BEST LAP TIME : 2:30.710		DIFFERENCE : 0.164		
LAP	SECTOR 1	SECTOR 2	LAP TIME	MPH	DIFF	TIME OF DAY
1 -		52.571	2:45.262	64.67	14.552	11:05:39.566
2 -	1:41.148	52.836	2:33.984	69.41	3.274	11:08:13.550
3 -	1:41.351	50.879	2:32.230 (3)	70.21	1.520	11:10:45.780
4 -	1:39.984	51.015	2:30.999 (2)	70.78	0.289	11:13:16.779
5 -	1:40.148	50.562	2:30.710 (1)	70.91		11:15:47.489

P23 28		Carl BARRON		Yamaha -		
IDEAL LAP TIME : 2:34.776		BEST LAP TIME : 2:34.776		DIFFERENCE : 0.000		
LAP	SECTOR 1	SECTOR 2	LAP TIME	MPH	DIFF	TIME OF DAY
1 -		53.180	2:47.062	63.97	12.286	11:05:41.366
2 -	1:44.096	53.625	2:37.721 (2)	67.76	2.945	11:08:19.087
3 -	1:41.745	53.031	2:34.776 (1)	69.05		11:10:53.863
4 -	1:44.019	53.911	2:37.930 (3)	67.67	3.154	11:13:31.793

P24 10		Craig NELSON		Suzuki -		
IDEAL LAP TIME : 2:31.050		BEST LAP TIME : 2:32.159		DIFFERENCE : 1.109		
LAP	SECTOR 1	SECTOR 2	LAP TIME	MPH	DIFF	TIME OF DAY
1 -		51.887	2:43.321	65.44	11.162	11:05:37.625
2 -	1:41.889	52.544	2:34.433 (2)	69.20	2.274	11:08:12.058
3 -	1:42.255	49.904	2:32.159 (1)	70.24		11:10:44.217
4 -	1:41.146	53.983	2:35.129 (3)	68.89	2.970	11:13:19.346

Weather / Track : Cloudy / Dry

Snetterton 300
Circuit Length = 2.9689 miles
Start: 11:02 Flag 11:13 End: 11:16

BMCRC - MRO Championships 2015 - Rnd 2 @ Snetterton 300

BMCRC Rookie 600

RACE 3 - BEST SECTORS

SECTOR 1			SECTOR 2			IDEAL / BEST COMPARISON						
POS	NO	NAME	TIME	NO	NAME	TIME	POS	NO	NAME	IDEAL	BEST	DIFF
									PERFECT LAP	2:02.637		
1	6	PETTIT	1:21.757	6	PETTIT	40.880	1	6	PETTIT	2:02.637	2:02.655	0.018
2	90	COTGROVE	1:22.360	90	COTGROVE	41.078	2	90	COTGROVE	2:03.438	2:03.620	0.182
3	58	MATTHEWS	1:22.831	58	MATTHEWS	41.710	3	58	MATTHEWS	2:04.541	2:04.811	0.270
4	24	EDSER	1:22.882	24	EDSER	41.901	4	24	EDSER	2:04.783	2:05.056	0.273
5	33	CORNWALL	1:23.138	33	CORNWALL	41.960	5	33	CORNWALL	2:05.098	2:05.267	0.169
6	118	DONEY	1:23.389	118	DONEY	42.168	6	118	DONEY	2:05.557	2:05.557	0.000
7	95	LARTER	1:23.960	95	LARTER	42.539	7	95	LARTER	2:06.499	2:06.499	0.000
8	164	CHAMBERLAIN	1:25.272	164	CHAMBERLAIN	42.690	8	164	CHAMBERLAIN	2:07.962	2:07.962	0.000
9	77	TIBBLE	1:25.324	77	TIBBLE	42.817	9	77	TIBBLE	2:08.141	2:08.141	0.000
10	51	DURANT	1:27.405	51	DURANT	43.414	10	51	DURANT	2:10.819	2:10.819	0.000
11	11	HARVEY	1:27.782	83	CUNNINGHAM	43.515	11	83	CUNNINGHAM	2:11.399	2:12.161	0.762
12	99	COLLINS	1:27.844	99	COLLINS	43.836	12	99	COLLINS	2:11.680	2:11.680	0.000
13	149	HAMMETT	1:27.854	11	HARVEY	44.220	13	11	HARVEY	2:12.002	2:12.875	0.873
14	83	CUNNINGHAM	1:27.884	44	POPE	44.834	14	149	HAMMETT	2:12.900	2:12.900	0.000
15	44	POPE	1:28.181	149	HAMMETT	45.046	15	44	POPE	2:13.015	2:13.406	0.391
16	18	HESSE	1:30.052	18	HESSE	46.159	16	18	HESSE	2:16.211	2:16.400	0.189
17	30	GROVE	1:31.482	84	KENWARD	46.721	17	30	GROVE	2:18.853	2:18.853	0.000
18	84	KENWARD	1:32.190	92	ANDERSON	47.196	18	84	KENWARD	2:18.911	2:18.911	0.000
19	92	ANDERSON	1:33.132	30	GROVE	47.371	19	92	ANDERSON	2:20.328	2:20.946	0.618
20	130	BUTTON	1:35.438	130	BUTTON	47.733	20	130	BUTTON	2:23.171	2:23.171	0.000
21	17	BOYKO	1:36.747	17	BOYKO	48.248	21	17	BOYKO	2:24.995	2:24.995	0.000
22	46	DRAPER	1:39.984	10	NELSON	49.904	22	46	DRAPER	2:30.546	2:30.710	0.164
23	10	NELSON	1:41.146	46	DRAPER	50.562	23	10	NELSON	2:31.050	2:32.159	1.109
24	28	BARRON	1:41.745	28	BARRON	53.031	24	28	BARRON	2:34.776	2:34.776	0.000
25												
26												

Weather / Track : Cloudy / Dry

Results can be found at www.tsl-timing.com

Snetterton 300

Circuit Length = 2.9689 miles

Start: 11:02 Flag 11:13 End: 11:16

Printed - 11:18 Sunday, 26 April 2015


BMCRC - MRO Championships 2015 - Rnd 2 @ Snetterton 300

BMCRC Rookie 600

RACE 14 - GRID (5 Laps)



ROW 9	26	45	Steve HALL	25	3	Loris KING			
ROW 8	24	10	Craig NELSON	23	28	Carl BARRON	22	46	Adrian DRAPER
ROW 7	21	17	Ivan BOYKO	20	130	Lee BUTTON	19	92	Paul ANDERSON
ROW 6	18	30	Duncan GROVE	17	84	James KENWARD	16	18	Jacques HESSE
ROW 5	15	149	Callum HAMMETT	14	44	Andy POPE	13	51	Andrew DURANT
ROW 4	12	99	Lloyd COLLINS	11	11	Josh HARVEY	10	83	Peter CUNNINGHAM
ROW 3	9	164	Barry CHAMBERLAIN	8	77	Jamie TIBBLE	7	95	James LARTER
ROW 2	6	118	Nathan DONEY	5	33	Steve CORNWALL	4	58	Jay MATTHEWS
ROW 1	3	24	Callaghn EDSER	2	90	Benjamin COTGROVE	1	6	Dominic PETTIT
Pole									



Snetterton 300
Circuit Length = 2.9689 miles

These results are provisional until the conclusion of any judicial and technical matters.

Clerk Of Course :		Timekeeper :
-------------------	--	--------------

Results can be found at www.tsl-timing.com

Printed - 11:19 Sunday, 26 April 2015



BMCRC - MRO Championships 2015 - Rnd 2 @ Snetterton 300

BMCRC Rookie 600

RACE 14 - CLASSIFICATION



POS	NO	NAME	ENTRY	LAPS	TIME	GAP	DIFF	MPH	BEST	ON
1	6	Dominic PETTIT	Yamaha - Camclad Contractors	5	10:27.575			85.15	2:03.675	3
2	24	Callaghn EDSER	Yamaha -	5	10:32.195	4.620	4.620	84.53	2:03.729	5
3	58	Jay MATTHEWS	Yamaha -	5	10:32.508	4.933	0.313	84.48	2:03.640	5
4	118	Nathan DONEY	Yamaha -	5	10:36.403	8.828	3.895	83.97	2:04.921	5
5	77	Jamie TIBBLE	Honda -	5	10:44.522	16.947	8.119	82.91	2:07.231	4
6	164	Barry CHAMBERLAIN	Suzuki - Goldline Maintenance Services	5	10:52.097	24.522	7.575	81.95	2:08.530	4
7	83	Peter CUNNINGHAM	Triumph -	5	11:10.571	42.996	18.474	79.69	2:12.155	4
8	11	Josh HARVEY	Yamaha - NR Racing	5	11:15.215	47.640	4.644	79.14	2:13.020	2
9	3	Loris KING	Yamaha - RK Racing, gamingkeys.co	5	11:18.414	50.839	3.199	78.77	2:11.203	5
10	99	Lloyd COLLINS	Honda - Warren Drives	5	11:19.483	51.908	1.069	78.64	2:12.060	5
11	149	Callum HAMMETT	Yamaha -	5	11:19.989	52.414	0.506	78.59	2:12.430	5
12	18	Jacques HESSE	Kawazaki -	5	11:25.384	57.809	5.395	77.97	2:15.434	4
13	30	Duncan GROVE	Yamaha -	5	11:46.517	1:18.942	21.133	75.63	2:18.973	2
14	84	James KENWARD	Kawasaki - FG1	5	11:57.603	1:30.028	11.086	74.47	2:19.745	5
15	92	Paul ANDERSON	Yamaha -	5	12:17.915	1:50.340	20.312	72.42	2:25.277	3
16	17	Ivan BOYKO	Yamaha - SOFTMILL	5	12:31.094	2:03.519	13.179	71.15	2:28.270	5
17	46	Adrian DRAPER	Suzuki - droopy racing uk	5	12:44.901	2:17.326	13.807	69.86	2:30.306	5
18	10	Craig NELSON	Suzuki -	4	11:11.298	1 Lap	1 Lap	63.68	2:45.159	3
19	28	Carl BARRON	Yamaha -	4	11:25.875	1 Lap	14.577	62.33	2:45.697	4

NOT CLASSIFIED

DNF	44 *	Andy POPE	Suzuki - Atwell Martin	3	7:03.673	2 Laps	1 Lap	75.68	2:14.800	3
DNF	90	Benjamin COTGROVE	Triumph - NR Racing	2	4:14.681	3 Laps	1 Lap	83.93	2:04.733	2
DNF	95	James LARTER	Yamaha -	2	4:28.704	3 Laps	14.023	79.55	2:13.793	2
DNF	51	Andrew DURANT	Honda -	1	2:23.183	4 Laps	1 Lap	74.64	2:23.183	1

FASTEST LAP

58	Jay MATTHEWS	Yamaha -	5	2:03.640	86.44 mph	139.12 kph
----	--------------	----------	---	----------	-----------	------------

* No 44 - 10 second jump start penalty
90% of Race Speed = 76.63 mph

Snetterton 300

Circuit Length = 2.9689 miles

Start: 15:10 Flag 15:20 End: 15:22

Weather / Track : Cloudy / Dry

These results are provisional until the conclusion of any judicial and technical matters.

Clerk Of Course :	Timekeeper :
-------------------	--------------

Results can be found at www.tsl-timing.com

Printed - 15:23 Sunday, 26 April 2015



BMCRC - MRO Championships 2015 - Rnd 2 @ Snetterton 300

BMCRC Rookie 600

RACE 14 - LAP CHART

LAP 1 @ 15:12:13.926			LAP 2 @ 15:14:18.659			LAP 3 @ 15:16:22.775			LAP 4 @ 15:18:27.164			LAP 5 @ 15:20:31.553		
NO	BEHIND	LAP TIME	NO	BEHIND	LAP TIME	NO	BEHIND	LAP TIME	NO	BEHIND	LAP TIME	NO	BEHIND	LAP TIME
90		2:09.948	90		2:04.733	6		2:03.675	6		2:04.389	6		2:04.389
6	0.505	2:10.453	6	0.441	2:04.669	58	4.224	2:04.933	24	5.280	2:04.359	24	4.620	2:03.729
118	2.344	2:12.292	58	3.407	2:05.335	24	5.310	2:05.086	58	5.682	2:05.847	58	4.933	2:03.640
58	2.805	2:12.753	118	4.043	2:06.432	118	6.519	2:06.592	118	8.296	2:06.166	118	8.828	2:04.921
77	3.958	2:13.906	24	4.340	2:05.037	77	11.093	2:08.272	77	13.935	2:07.231	77	16.947	2:07.401
24	4.036	2:13.984	77	6.937	2:07.712	164	16.030	2:08.923	28	1 Lap	2:46.030	164	24.522	2:08.740
95	4.963	2:14.911	164	11.223	2:09.272	83	27.025	2:12.586	164	20.171	2:08.530	83	42.996	2:12.594
164	6.684	2:16.632	95	14.023	2:13.793	11	29.631	2:13.128	83	34.791	2:12.155	10	1 Lap	2:48.870
83	10.856	2:20.804	83	18.555	2:12.432	44	34.876	2:14.800	11	38.727	2:13.485	11	47.640	2:13.302
99	11.065	2:21.013	11	20.619	2:13.020	99	35.058	2:15.169	3	44.025	2:12.722	3	50.839	2:11.203
11	12.332	2:22.280	18	23.455	2:15.547	18	35.216	2:15.877	99	44.237	2:13.568	99	51.908	2:12.060
18	12.641	2:22.589	99	24.005	2:17.673	3	35.692	2:14.107	149	44.373	2:13.005	149	52.414	2:12.430
51	13.235	2:23.183	44	24.192	2:15.209	149	35.757	2:13.976	18	46.261	2:15.434	18	57.809	2:15.937
44	13.716	2:23.664	3	25.701	2:15.963	30	46.494	2:19.007	30	1:03.893	2:21.788	28	1 Lap	2:45.697
3	14.471	2:24.419	149	25.897	2:15.322	84	58.607	2:21.441	84	1:14.672	2:20.454	30	1:18.942	2:19.438
149	15.308	2:25.256	30	31.603	2:18.973	92	1:07.188	2:25.277	92	1:28.379	2:25.580	84	1:30.028	2:19.745
30	17.363	2:27.311	84	41.282	2:22.749	17	1:15.615	2:28.375	17	1:39.638	2:28.412	92	1:50.340	2:26.350
84	23.266	2:33.214	92	46.027	2:25.532	46	1:24.195	2:32.113	46	1:51.409	2:31.603	17	2:03.519	2:28.270
92	25.228	2:35.176	17	51.356	2:28.716	10	2:03.631	2:45.159				46	2:17.326	2:30.306
17	27.373	2:37.321	46	56.198	2:31.262									
46	29.669	2:39.617	10	1:22.588	2:49.028									
10	38.293	2:48.241	28	1:39.467	3:03.786									
28	40.414	2:50.362												

Weather / Track : Cloudy / Dry

Snetterton 300
 Circuit Length = 2.9689 miles
 Start: 15:10 Flag 15:20 End: 15:22

Results can be found at www.tsl-timing.com

Printed - 15:24 Sunday, 26 April 2015

BMCRC - MRO Championships 2015 - Rnd 2 @ Snetterton 300

BMCRC Rookie 600

RACE 14 - SECTOR ANALYSIS

SECTOR 1 = FL to I1, SECTOR 2 = I1 to I2, SECTOR 3 = I2 to FL, DIFF = Difference To Personal Best Lap

P1 6		Dominic PETTIT		Yamaha - Camclad Contractors		
IDEAL LAP TIME : 2:03.482		BEST LAP TIME : 2:03.675		DIFFERENCE : 0.193		
LAP	SECTOR 1	SECTOR 2	LAP TIME	MPH	DIFF	TIME OF DAY
1 -		41.450	2:10.453	81.93	6.778	15:12:14.431
2 -	1:23.248	41.421	2:04.669	85.73	0.994	15:14:19.100
3 -	1:22.480	41.195	2:03.675 (1)	86.42		15:16:22.775
4 -	1:22.838	41.551	2:04.389 (2)	85.92	0.714	15:18:27.164
5 -	1:23.387	41.002	2:04.389 (2)	85.92	0.714	15:20:31.553

P2 24		Callaghan EDSER		Yamaha -		
IDEAL LAP TIME : 2:03.100		BEST LAP TIME : 2:03.729		DIFFERENCE : 0.629		
LAP	SECTOR 1	SECTOR 2	LAP TIME	MPH	DIFF	TIME OF DAY
1 -		42.361	2:13.984	79.77	10.255	15:12:17.962
2 -	1:23.226	41.811	2:05.037 (3)	85.47	1.308	15:14:22.999
3 -	1:23.123	41.963	2:05.086	85.44	1.357	15:16:28.085
4 -	1:21.834	42.525	2:04.359 (2)	85.94	0.630	15:18:32.444
5 -	1:22.463	41.266	2:03.729 (1)	86.38		15:20:36.173

P3 58		Jay MATTHEWS		Yamaha -		
IDEAL LAP TIME : 2:03.640		BEST LAP TIME : 2:03.640		DIFFERENCE : 0.000		
LAP	SECTOR 1	SECTOR 2	LAP TIME	MPH	DIFF	TIME OF DAY
1 -		42.421	2:12.753	80.51	9.113	15:12:16.731
2 -	1:23.247	42.088	2:05.335 (3)	85.27	1.695	15:14:22.066
3 -	1:22.977	41.956	2:04.933 (2)	85.55	1.293	15:16:26.999
4 -	1:22.838	43.009	2:05.847	84.92	2.207	15:18:32.846
5 -	1:22.592	41.048	2:03.640 (1)	86.44		15:20:36.486

P4 118		Nathan DONEY		Yamaha -		
IDEAL LAP TIME : 2:04.921		BEST LAP TIME : 2:04.921		DIFFERENCE : 0.000		
LAP	SECTOR 1	SECTOR 2	LAP TIME	MPH	DIFF	TIME OF DAY
1 -		42.353	2:12.292	80.79	7.371	15:12:16.270
2 -	1:23.358	43.074	2:06.432 (3)	84.53	1.511	15:14:22.702
3 -	1:24.629	41.963	2:06.592	84.42	1.671	15:16:29.294
4 -	1:23.346	42.820	2:06.166 (2)	84.71	1.245	15:18:35.460
5 -	1:23.129	41.792	2:04.921 (1)	85.55		15:20:40.381

P5 77		Jamie TIBBLE		Honda -		
IDEAL LAP TIME : 2:06.869		BEST LAP TIME : 2:07.231		DIFFERENCE : 0.362		
LAP	SECTOR 1	SECTOR 2	LAP TIME	MPH	DIFF	TIME OF DAY
1 -		42.621	2:13.906	79.81	6.675	15:12:17.884
2 -	1:25.307	42.405	2:07.712 (3)	83.68	0.481	15:14:25.596
3 -	1:25.327	42.945	2:08.272	83.32	1.041	15:16:33.868
4 -	1:24.464	42.767	2:07.231 (1)	84.00		15:18:41.099
5 -	1:24.859	42.542	2:07.401 (2)	83.89	0.170	15:20:48.500

P6 164		Barry CHAMBERLAIN		Suzuki - Goldline Maintenance Services		
IDEAL LAP TIME : 2:08.089		BEST LAP TIME : 2:08.530		DIFFERENCE : 0.441		
LAP	SECTOR 1	SECTOR 2	LAP TIME	MPH	DIFF	TIME OF DAY
1 -		43.588	2:16.632	78.22	8.102	15:12:20.610
2 -	1:25.942	43.330	2:09.272	82.67	0.742	15:14:29.882
3 -	1:25.953	42.970	2:08.923 (3)	82.90	0.393	15:16:38.805
4 -	1:25.119	43.411	2:08.530 (1)	83.15		15:18:47.335
5 -	1:25.442	43.298	2:08.740 (2)	83.02	0.210	15:20:56.075

P7 83		Peter CUNNINGHAM		Triumph -		
IDEAL LAP TIME : 2:11.855		BEST LAP TIME : 2:12.155		DIFFERENCE : 0.300		
LAP	SECTOR 1	SECTOR 2	LAP TIME	MPH	DIFF	TIME OF DAY

Weather / Track : Cloudy / Dry

Snetterton 300
Circuit Length = 2.9689 miles
Start: 15:10 Flag 15:20 End: 15:22

BMCRC - MRO Championships 2015 - Rnd 2 @ Snetterton 300

BMCRC Rookie 600

RACE 14 - SECTOR ANALYSIS

SECTOR 1 = FL to I1, SECTOR 2 = I1 to I2, SECTOR 3 = I2 to FL, DIFF = Difference To Personal Best Lap

1 -		45.435	2:20.804	75.90	8.649	15:12:24.782
2 -	1:27.645	44.787	2:12.432 (2)	80.70	0.277	15:14:37.214
3 -	1:28.179	44.407	2:12.586 (3)	80.61	0.431	15:16:49.800
4 -	1:27.945	44.210	2:12.155 (1)	80.87		15:19:01.955
5 -	1:28.078	44.516	2:12.594	80.60	0.439	15:21:14.549

P8 11		Josh HARVEY		Yamaha - NR Racing			
IDEAL LAP TIME : 2:12.819		BEST LAP TIME : 2:13.020		DIFFERENCE : 0.201			
LAP	SECTOR 1	SECTOR 2	LAP TIME	MPH	DIFF	TIME OF DAY	
1 -		45.945	2:22.280	75.12	9.260	15:12:26.258	
2 -	1:28.216	44.804	2:13.020 (1)	80.34		15:14:39.278	
3 -	1:28.224	44.904	2:13.128 (2)	80.28	0.108	15:16:52.406	
4 -	1:28.216	45.269	2:13.485	80.06	0.465	15:19:05.891	
5 -	1:28.015	45.287	2:13.302 (3)	80.17	0.282	15:21:19.193	

P9 3		Loris KING		Yamaha - RK Racing, gamingkeys.co			
IDEAL LAP TIME : 2:11.203		BEST LAP TIME : 2:11.203		DIFFERENCE : 0.000			
LAP	SECTOR 1	SECTOR 2	LAP TIME	MPH	DIFF	TIME OF DAY	
1 -		46.000	2:24.419	74.00	13.216	15:12:28.397	
2 -	1:31.140	44.823	2:15.963	78.61	4.760	15:14:44.360	
3 -	1:29.598	44.509	2:14.107 (3)	79.69	2.904	15:16:58.467	
4 -	1:28.199	44.523	2:12.722 (2)	80.52	1.519	15:19:11.189	
5 -	1:27.845	43.358	2:11.203 (1)	81.46		15:21:22.392	

P10 99		Lloyd COLLINS		Honda - Warren Drives			
IDEAL LAP TIME : 2:12.060		BEST LAP TIME : 2:12.060		DIFFERENCE : 0.000			
LAP	SECTOR 1	SECTOR 2	LAP TIME	MPH	DIFF	TIME OF DAY	
1 -		45.506	2:21.013	75.79	8.953	15:12:24.991	
2 -	1:32.961	44.712	2:17.673	77.63	5.613	15:14:42.664	
3 -	1:29.649	45.520	2:15.169 (3)	79.07	3.109	15:16:57.833	
4 -	1:28.710	44.858	2:13.568 (2)	80.01	1.508	15:19:11.401	
5 -	1:27.899	44.161	2:12.060 (1)	80.93		15:21:23.461	

P11 149		Callum HAMMETT		Yamaha -			
IDEAL LAP TIME : 2:12.107		BEST LAP TIME : 2:12.430		DIFFERENCE : 0.323			
LAP	SECTOR 1	SECTOR 2	LAP TIME	MPH	DIFF	TIME OF DAY	
1 -		45.686	2:25.256	73.58	12.826	15:12:29.234	
2 -	1:30.203	45.119	2:15.322	78.98	2.892	15:14:44.556	
3 -	1:28.218	45.758	2:13.976 (3)	79.77	1.546	15:16:58.532	
4 -	1:28.959	44.046	2:13.005 (2)	80.35	0.575	15:19:11.537	
5 -	1:28.061	44.369	2:12.430 (1)	80.70		15:21:23.967	

P12 18		Jacques HESSE		Kawazaki -			
IDEAL LAP TIME : 2:14.487		BEST LAP TIME : 2:15.434		DIFFERENCE : 0.947			
LAP	SECTOR 1	SECTOR 2	LAP TIME	MPH	DIFF	TIME OF DAY	
1 -		45.610	2:22.589	74.95	7.155	15:12:26.567	
2 -	1:30.011	45.536	2:15.547 (2)	78.85	0.113	15:14:42.114	
3 -	1:29.987	45.890	2:15.877 (3)	78.65	0.443	15:16:57.991	
4 -	1:30.134	45.300	2:15.434 (1)	78.91		15:19:13.425	
5 -	1:29.187	46.750	2:15.937	78.62	0.503	15:21:29.362	

P13 30		Duncan GROVE		Yamaha -			
IDEAL LAP TIME : 2:18.718		BEST LAP TIME : 2:18.973		DIFFERENCE : 0.255			
LAP	SECTOR 1	SECTOR 2	LAP TIME	MPH	DIFF	TIME OF DAY	
1 -		47.271	2:27.311	72.55	8.338	15:12:31.289	
2 -	1:31.447	47.526	2:18.973 (1)	76.90		15:14:50.262	
3 -	1:31.675	47.332	2:19.007 (2)	76.88	0.034	15:17:09.269	
4 -	1:33.740	48.048	2:21.788	75.38	2.815	15:19:31.057	

Weather / Track : Cloudy / Dry

Snetterton 300

Circuit Length = 2.9689 miles

Start: 15:10 Flag 15:20 End: 15:22

BMCRC - MRO Championships 2015 - Rnd 2 @ Snetterton 300

BMCRC Rookie 600

RACE 14 - SECTOR ANALYSIS

SECTOR 1 = FL to I1, SECTOR 2 = I1 to I2, SECTOR 3 = I2 to FL, DIFF = Difference To Personal Best Lap

5 - 1:32.102 47.336 2:19.438 (3) 76.65 0.465 15:21:50.495

P14 84 James KENWARD		Kawasaki - FG1				
IDEAL LAP TIME : 2:19.745		BEST LAP TIME : 2:19.745		DIFFERENCE : 0.000		
LAP	SECTOR 1	SECTOR 2	LAP TIME	MPH	DIFF	TIME OF DAY
1 -		49.458	2:33.214	69.75	13.469	15:12:37.192
2 -	1:34.105	48.644	2:22.749	74.87	3.004	15:14:59.941
3 -	1:33.442	47.999	2:21.441 (3)	75.56	1.696	15:17:21.382
4 -	1:32.699	47.755	2:20.454 (2)	76.09	0.709	15:19:41.836
5 -	1:32.016	47.729	2:19.745 (1)	76.48		15:22:01.581

P15 92 Paul ANDERSON		Yamaha -				
IDEAL LAP TIME : 2:25.273		BEST LAP TIME : 2:25.277		DIFFERENCE : 0.004		
LAP	SECTOR 1	SECTOR 2	LAP TIME	MPH	DIFF	TIME OF DAY
1 -		49.404	2:35.176	68.87	9.899	15:12:39.154
2 -	1:36.625	48.907	2:25.532 (2)	73.44	0.255	15:15:04.686
3 -	1:36.629	48.648	2:25.277 (1)	73.57		15:17:29.963
4 -	1:36.849	48.731	2:25.580 (3)	73.41	0.303	15:19:55.543
5 -	1:37.407	48.943	2:26.350	73.03	1.073	15:22:21.893

P16 17 Ivan BOYKO		Yamaha - SOFTMILL				
IDEAL LAP TIME : 2:27.712		BEST LAP TIME : 2:28.270		DIFFERENCE : 0.558		
LAP	SECTOR 1	SECTOR 2	LAP TIME	MPH	DIFF	TIME OF DAY
1 -		50.880	2:37.321	67.93	9.051	15:12:41.299
2 -	1:39.508	49.208	2:28.716	71.86	0.446	15:15:10.015
3 -	1:38.843	49.532	2:28.375 (2)	72.03	0.105	15:17:38.390
4 -	1:38.671	49.741	2:28.412 (3)	72.01	0.142	15:20:06.802
5 -	1:38.504	49.766	2:28.270 (1)	72.08		15:22:35.072

P17 46 Adrian DRAPER		Suzuki - droopy racing uk				
IDEAL LAP TIME : 2:30.002		BEST LAP TIME : 2:30.306		DIFFERENCE : 0.304		
LAP	SECTOR 1	SECTOR 2	LAP TIME	MPH	DIFF	TIME OF DAY
1 -		51.001	2:39.617	66.96	9.311	15:12:43.595
2 -	1:40.439	50.823	2:31.262 (2)	70.65	0.956	15:15:14.857
3 -	1:40.100	52.013	2:32.113	70.26	1.807	15:17:46.970
4 -	1:40.276	51.327	2:31.603 (3)	70.50	1.297	15:20:18.573
5 -	1:39.179	51.127	2:30.306 (1)	71.10		15:22:48.879

P18 10 Craig NELSON		Suzuki -				
IDEAL LAP TIME : 2:45.159		BEST LAP TIME : 2:45.159		DIFFERENCE : 0.000		
LAP	SECTOR 1	SECTOR 2	LAP TIME	MPH	DIFF	TIME OF DAY
1 -		54.586	2:48.241 (2)	63.52	3.082	15:12:52.219
2 -	1:53.496	55.532	2:49.028	63.23	3.869	15:15:41.247
3 -	1:50.670	54.489	2:45.159 (1)	64.71		15:18:26.406
4 -	1:53.871	54.999	2:48.870 (3)	63.29	3.711	15:21:15.276

P19 28 Carl BARRON		Yamaha -				
IDEAL LAP TIME : 2:44.577		BEST LAP TIME : 2:45.697		DIFFERENCE : 1.120		
LAP	SECTOR 1	SECTOR 2	LAP TIME	MPH	DIFF	TIME OF DAY
1 -		54.650	2:50.362 (3)	62.73	4.665	15:12:54.340
2 -	2:07.514	56.272	3:03.786	58.15	18.089	15:15:58.126
3 -	1:49.927	56.103	2:46.030 (2)	64.37	0.333	15:18:44.156
4 -	1:50.082	55.615	2:45.697 (1)	64.50		15:21:29.853

P20 44 Andy POPE		Suzuki - Atwell Martin				
IDEAL LAP TIME : 2:14.005		BEST LAP TIME : 2:14.800		DIFFERENCE : 0.795		
LAP	SECTOR 1	SECTOR 2	LAP TIME	MPH	DIFF	TIME OF DAY

Weather / Track : Cloudy / Dry

Snetterton 300
Circuit Length = 2.9689 miles
Start: 15:10 Flag 15:20 End: 15:22

BMCRC - MRO Championships 2015 - Rnd 2 @ Snetterton 300

BMCRC Rookie 600

RACE 14 - SECTOR ANALYSIS

SECTOR 1 = FL to I1, SECTOR 2 = I1 to I2, SECTOR 3 = I2 to FL, DIFF = Difference To Personal Best Lap

1 -		45.893	2:23.664 (3)	74.39	8.864	15:12:27.642
2 -	1:30.649	44.560	2:15.209 (2)	79.04	0.409	15:14:42.851
3 -	1:29.445	45.355	2:14.800 (1)	79.28		15:16:57.651

P21	90	Benjamin COTGROVE	Triumph - NR Racing			
IDEAL LAP TIME : 2:04.733		BEST LAP TIME : 2:04.733	DIFFERENCE : 0.000			
LAP	SECTOR 1	SECTOR 2	LAP TIME	MPH	DIFF	TIME OF DAY
1 -		42.145	2:09.948 (2)	82.24	5.215	15:12:13.926
2 -	1:23.081	41.652	2:04.733 (1)	85.68		15:14:18.659

P22	95	James LARTER	Yamaha -			
IDEAL LAP TIME : 2:07.476		BEST LAP TIME : 2:13.793	DIFFERENCE : 6.317			
LAP	SECTOR 1	SECTOR 2	LAP TIME	MPH	DIFF	TIME OF DAY
1 -		43.111	2:14.911 (2)	79.22	1.118	15:12:18.889
2 -	1:24.365	49.428	2:13.793 (1)	79.88		15:14:32.682

P23	51	Andrew DURANT	Honda -			
IDEAL LAP TIME :		BEST LAP TIME : 2:23.183	DIFFERENCE :			
LAP	SECTOR 1	SECTOR 2	LAP TIME	MPH	DIFF	TIME OF DAY
1 -		45.070	2:23.183 (1)	74.64		15:12:27.161

BMCRC - MRO Championships 2015 - Rnd 2 @ Snetterton 300

BMCRC Rookie 600

RACE 14 - BEST SECTORS

SECTOR 1			SECTOR 2			IDEAL / BEST COMPARISON						
POS	NO	NAME	TIME	NO	NAME	TIME	POS	NO	NAME	IDEAL	BEST	DIFF
									PERFECT LAP	2:02.836		
1	24	EDSER	1:21.834	6	PETTIT	41.002	1	24	EDSER	2:03.100	2:03.729	0.629
2	6	PETTIT	1:22.480	58	MATTHEWS	41.048	2	6	PETTIT	2:03.482	2:03.675	0.193
3	58	MATTHEWS	1:22.592	24	EDSER	41.266	3	58	MATTHEWS	2:03.640	2:03.640	0.000
4	90	COTGROVE	1:23.081	90	COTGROVE	41.652	4	90	COTGROVE	2:04.733	2:04.733	0.000
5	118	DONEY	1:23.129	118	DONEY	41.792	5	118	DONEY	2:04.921	2:04.921	0.000
6	95	LARTER	1:24.365	77	TIBBLE	42.405	6	77	TIBBLE	2:06.869	2:07.231	0.362
7	77	TIBBLE	1:24.464	164	CHAMBERLAIN	42.970	7	95	LARTER	2:07.476	2:13.793	6.317
8	164	CHAMBERLAIN	1:25.119	95	LARTER	43.111	8	164	CHAMBERLAIN	2:08.089	2:08.530	0.441
9	83	CUNNINGHAM	1:27.645	3	KING	43.358	9	3	KING	2:11.203	2:11.203	0.000
10	3	KING	1:27.845	149	HAMMETT	44.046	10	83	CUNNINGHAM	2:11.855	2:12.155	0.300
11	99	COLLINS	1:27.899	99	COLLINS	44.161	11	99	COLLINS	2:12.060	2:12.060	0.000
12	11	HARVEY	1:28.015	83	CUNNINGHAM	44.210	12	149	HAMMETT	2:12.107	2:12.430	0.323
13	149	HAMMETT	1:28.061	44	POPE	44.560	13	11	HARVEY	2:12.819	2:13.020	0.201
14	18	HESSE	1:29.187	11	HARVEY	44.804	14	44	POPE	2:14.005	2:14.800	0.795
15	44	POPE	1:29.445	51	DURANT	45.070	15	18	HESSE	2:14.487	2:15.434	0.947
16	30	GROVE	1:31.447	18	HESSE	45.300	16	30	GROVE	2:18.718	2:18.973	0.255
17	84	KENWARD	1:32.016	30	GROVE	47.271	17	84	KENWARD	2:19.745	2:19.745	0.000
18	92	ANDERSON	1:36.625	84	KENWARD	47.729	18	92	ANDERSON	2:25.273	2:25.277	0.004
19	17	BOYKO	1:38.504	92	ANDERSON	48.648	19	17	BOYKO	2:27.712	2:28.270	0.558
20	46	DRAPER	1:39.179	17	BOYKO	49.208	20	46	DRAPER	2:30.002	2:30.306	0.304
21	28	BARRON	1:49.927	46	DRAPER	50.823	21	28	BARRON	2:44.577	2:45.697	1.120
22	10	NELSON	1:50.670	10	NELSON	54.489	22	10	NELSON	2:45.159	2:45.159	0.000
23				28	BARRON	54.650	23	51	DURANT		2:23.183	

Weather / Track : Cloudy / Dry

Results can be found at www.tsl-timing.com

Snetterton 300

Circuit Length = 2.9689 miles

Start: 15:10 Flag 15:20 End: 15:22

Printed - 15:23 Sunday, 26 April 2015



BMCRC Rookie Minitwins & EDlasia Rookie 400

Snetterton 300

25th & 26th April 2015



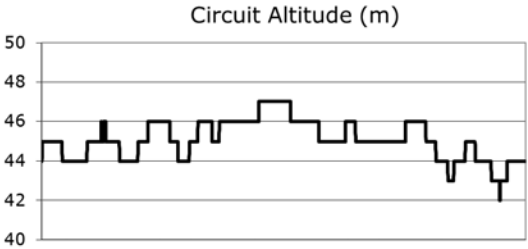
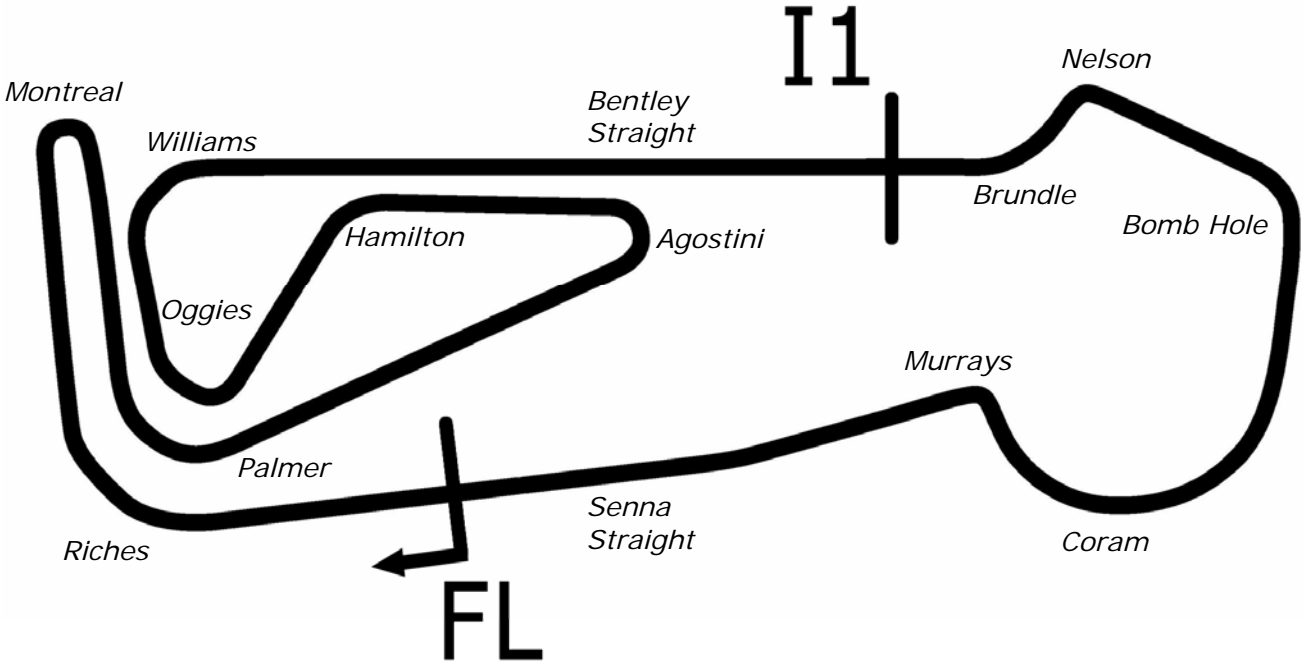
Results Provided by Timing Solutions Ltd
www.tsl-timing.com

Snetterton 300



SPORTS TIMING

TIMING SOLUTIONS LTD



Length	2.9689 miles	4778.0 m	
FL		52.46340 N	0.94476 E
I1	3198m	52.46617 N	0.94964 E
Pit Entry	4572m	52.46364 N	0.94774 E
Pit Exit	40m after FL	52.46338 N	0.94420 E
Pit Entry–Pit Exit 246m, 14.7s @60kph, 11.0s @80kph			

All results available at www.tsl-timing.com

BMCRC - MRO Championships 2015 - Rnd 2 @ Snetterton 300



EDlasia Rookie 400

QUALIFYING - CLASSIFICATION

POS	NO	CL	PIC NAME	ENTRY	TIME	ON	LAPS	GAP	DIFF	MPH
1	25	R4	1 Matty WHELAN	Yamaha - Blueline Taxis Barnsley	2:34.588	4	4			69.13
2	55	R4	2 Nick COOPER	Aprilia - Skint Racing	2:45.111	4	4	10.523	10.523	64.73
3	83	R4	3 Pete GIBSON	Aprilia -	2:54.070	4	4	19.482	8.959	61.40
4	81	R4	4 Scott GRANT	Yamaha -	2:56.649	4	4	22.061	2.579	60.50
5	134	R4	5 Debbie PETTET	Kawasaki - Chris Pettet	3:02.294	4	4	27.706	5.645	58.63
6	23	R4	6 Tham EVANS	Honda -	3:03.382	4	4	28.794	1.088	58.28
7	57	R4	7 Paul FISHER	Kawasaki -	3:04.766	4	4	30.178	1.384	57.84
8	123	R4	8 Heather BELCHER	Kawasaki -	3:06.388	3	3	31.800	1.622	57.34
9	37	R4	9 Nigel KEMP	Kawasaki -	3:11.799	3	4	37.211	5.411	55.72
10	2	R4	10 Lee HUFF	Yamaha -	3:16.727	1	3	42.139	4.928	54.32
11	104	R4	11 David OGDEN	Yamaha -	3:48.159	1	1	1:13.571	31.432	46.84

Weather / Track : Cloudy / Wet

These results are provisional until the conclusion of any judicial and technical matters.

Snetterton 300

Circuit Length = 2.9689 miles

Start: 09:45 Flag 09:56 End: 09:59

Clerk Of Course :

Timekeeper :

Results can be found at www.tsl-timing.com

Printed - 10:01 Saturday, 25 April 2015



BMCRC - MRO Championships 2015 - Rnd 2 @ Snetterton 300

EDlasia Formula 400 inc Sub 64 & Rookies

QUALIFYING - SECTOR ANALYSIS

SECTOR 1 = FL to I1, SECTOR 2 = I1 to I2, SECTOR 3 = I2 to FL, DIFF = Difference To Personal Best Lap

P1 116 Tom SCHOFIELD		Kawasaki -				
IDEAL LAP TIME : 2:30.124		BEST LAP TIME : 2:30.356		DIFFERENCE : 0.232		
LAP	SECTOR 1	SECTOR 2	LAP TIME	MPH	DIFF	TIME OF DAY
1 -	1:45.881	51.443	2:37.324 (3)	67.93	6.968	09:48:24.703
2 -	1:41.420	2:45.832	4:27.252	39.99	1:56.896	09:52:51.955
3 -	1:42.724	50.157	2:32.881 (2)	69.91	2.525	09:55:24.836
4 -	1:39.967	50.389	2:30.356 (1)	71.08		09:57:55.192

P2 22 S Dave HARVIEK		Kawasaki - SW Roofing Group				
IDEAL LAP TIME : 2:32.950		BEST LAP TIME : 2:32.950		DIFFERENCE : 0.000		
LAP	SECTOR 1	SECTOR 2	LAP TIME	MPH	DIFF	TIME OF DAY
1 -	1:48.899	51.829	2:40.728 (3)	66.49	7.778	09:48:28.872
2 -	1:42.182	2:40.608	4:22.790	40.67	1:49.840	09:52:51.662
3 -	1:45.918	51.136	2:37.054 (2)	68.05	4.104	09:55:28.716
4 -	1:41.890	51.060	2:32.950 (1)	69.87		09:58:01.666

P3 51 Emma JARMAN		Kawasaki -				
IDEAL LAP TIME : 2:31.824		BEST LAP TIME : 2:34.229		DIFFERENCE : 2.405		
LAP	SECTOR 1	SECTOR 2	LAP TIME	MPH	DIFF	TIME OF DAY
1 -	1:43.505	50.724	2:34.229 (1)	69.30		09:48:20.169
2 -	1:41.100		5:02.365 P	35.34	2:28.136	09:53:22.534
3 -	OUTLAP	53.253	2:51.470	62.33	17.241	09:56:14.004
4 -	1:48.475	54.870	2:43.345 (2)	65.43	9.116	09:58:57.349

P4 11 Dan RUTH		Kawasaki - Richard Ruth				
IDEAL LAP TIME : 2:34.477		BEST LAP TIME : 2:34.477		DIFFERENCE : 0.000		
LAP	SECTOR 1	SECTOR 2	LAP TIME	MPH	DIFF	TIME OF DAY
1 -	1:43.459	51.018	2:34.477 (1)	69.18		09:48:20.079

P5 25 R4 Matty WHELAN		Yamaha - Blueline Taxis Barnsley				
IDEAL LAP TIME : 2:34.588		BEST LAP TIME : 2:34.588		DIFFERENCE : 0.000		
LAP	SECTOR 1	SECTOR 2	LAP TIME	MPH	DIFF	TIME OF DAY
1 -	2:01.712	57.373	2:59.085 (3)	59.68	24.497	09:48:54.713
2 -	1:47.215	2:09.923	3:57.138	45.07	1:22.550	09:52:51.851
3 -	1:51.073	52.804	2:43.877 (2)	65.22	9.289	09:55:35.728
4 -	1:42.579	52.009	2:34.588 (1)	69.13		09:58:10.316

P6 154 Andrew SAUNDERS		Kawasaki - RG Racing - MSS Performance				
IDEAL LAP TIME : 2:30.928		BEST LAP TIME : 2:34.930		DIFFERENCE : 4.002		
LAP	SECTOR 1	SECTOR 2	LAP TIME	MPH	DIFF	TIME OF DAY
1 -	1:46.836	50.732	2:37.568 (2)	67.83	2.638	09:48:24.673
2 -	1:40.196	2:53.165	4:33.361	39.09	1:58.431	09:52:58.034
3 -	2:25.844	1:01.449	3:27.293 (3)	51.56	52.363	09:56:25.327
4 -	1:42.734	52.196	2:34.930 (1)	68.98		09:59:00.257

P7 88 Mark THOMPSON		Kawasaki - Flintstone Tyres / David Simon Tuning				
IDEAL LAP TIME : 2:35.368		BEST LAP TIME : 2:35.368		DIFFERENCE : 0.000		
LAP	SECTOR 1	SECTOR 2	LAP TIME	MPH	DIFF	TIME OF DAY
1 -	1:52.097	54.374	2:46.471 (2)	64.20	11.103	09:48:33.278
2 -	1:45.409	2:33.361	4:18.770	41.30	1:43.402	09:52:52.048
3 -	1:54.792	54.522	2:49.314 (3)	63.12	13.946	09:55:41.362
4 -	1:43.731	51.637	2:35.368 (1)	68.79		09:58:16.730

Weather / Track : Cloudy / Wet

Snetterton 300
Circuit Length = 2.9689 miles
Start: 09:45 Flag 09:56 End: 09:59

BMCRC - MRO Championships 2015 - Rnd 2 @ Snetterton 300

EDlasia Formula 400 inc Sub 64 & Rookies

QUALIFYING - SECTOR ANALYSIS

SECTOR 1 = FL to I1, SECTOR 2 = I1 to I2, SECTOR 3 = I2 to FL, DIFF = Difference To Personal Best Lap

P8	84 S	Gavin SCHOFIELD	Honda -			
IDEAL LAP TIME : 2:37.916		BEST LAP TIME : 2:37.916		DIFFERENCE : 0.000		
LAP	SECTOR 1	SECTOR 2	LAP TIME	MPH	DIFF	TIME OF DAY
1 -	2:09.116	1:00.757	3:09.873 (3)	56.29	31.957	09:49:03.867
2 -	1:54.229	1:55.259	3:49.488	46.57	1:11.572	09:52:53.355
3 -	1:54.387	55.060	2:49.447 (2)	63.07	11.531	09:55:42.802
4 -	1:44.959	52.957	2:37.916 (1)	67.68		09:58:20.718
P9	70	Peter THORNTON	Kawasaki - Cadmatic			
IDEAL LAP TIME : 2:33.148		BEST LAP TIME : 2:37.945		DIFFERENCE : 4.797		
LAP	SECTOR 1	SECTOR 2	LAP TIME	MPH	DIFF	TIME OF DAY
1 -	1:45.821	52.124	2:37.945 (1)	67.66		09:48:24.281
P10	2	Andrew GILL	Kawasaki -			
IDEAL LAP TIME : 2:38.188		BEST LAP TIME : 2:38.188		DIFFERENCE : 0.000		
LAP	SECTOR 1	SECTOR 2	LAP TIME	MPH	DIFF	TIME OF DAY
1 -	1:57.805	55.819	2:53.624 (3)	61.55	15.436	09:48:44.663
2 -	1:50.956	2:15.936	4:06.892	43.29	1:28.704	09:52:51.555
3 -	1:52.431	54.628	2:47.059 (2)	63.97	8.871	09:55:38.614
4 -	1:44.689	53.499	2:38.188 (1)	67.56		09:58:16.802
P11	73	Stephen BORN	Honda - Mike Oxbig			
IDEAL LAP TIME : 2:38.775		BEST LAP TIME : 2:38.775		DIFFERENCE : 0.000		
LAP	SECTOR 1	SECTOR 2	LAP TIME	MPH	DIFF	TIME OF DAY
1 -	2:03.106	55.527	2:58.633 (2)	59.83	19.858	09:48:52.254
2 -	1:53.794	2:07.897	4:01.691	44.22	1:22.916	09:52:53.945
3 -	2:02.404	57.092	2:59.496 (3)	59.54	20.721	09:55:53.441
4 -	1:45.708	53.067	2:38.775 (1)	67.31		09:58:32.216
P12	27	William SMITH	Kawasaki -			
IDEAL LAP TIME : 2:41.388		BEST LAP TIME : 2:41.388		DIFFERENCE : 0.000		
LAP	SECTOR 1	SECTOR 2	LAP TIME	MPH	DIFF	TIME OF DAY
1 -	2:02.928	55.957	2:58.885 (3)	59.74	17.497	09:48:52.089
2 -	1:51.932	2:07.430	3:59.362	44.65	1:17.974	09:52:51.451
3 -	1:55.674	55.646	2:51.320 (2)	62.38	9.932	09:55:42.771
4 -	1:47.793	53.595	2:41.388 (1)	66.22		09:58:24.159
P13	86	Mathew SCOTT	Kawasaki -			
IDEAL LAP TIME : 2:41.975		BEST LAP TIME : 2:41.975		DIFFERENCE : 0.000		
LAP	SECTOR 1	SECTOR 2	LAP TIME	MPH	DIFF	TIME OF DAY
1 -	2:06.928	54.331	3:01.259 (3)	58.96	19.284	09:48:55.477
2 -	1:49.187	2:09.742	3:58.929	44.73	1:16.954	09:52:54.406
3 -	2:01.455	58.349	2:59.804 (2)	59.44	17.829	09:55:54.210
4 -	1:48.784	53.191	2:41.975 (1)	65.98		09:58:36.185
P14	76 S	Julian DAWE	Honda -			
IDEAL LAP TIME : 2:42.301		BEST LAP TIME : 2:42.301		DIFFERENCE : 0.000		
LAP	SECTOR 1	SECTOR 2	LAP TIME	MPH	DIFF	TIME OF DAY
1 -	2:08.358	1:00.770	3:09.128 (2)	56.51	26.827	09:49:03.658
2 -	1:50.934	1:56.828	3:47.762 (3)	46.92	1:05.461	09:52:51.420
3 -	1:47.762	54.539	2:42.301 (1)	65.85		09:55:33.721
P15	39	Elwyn FRYER	Kawasaki - South Coast Appliances/Hoover UK			
IDEAL LAP TIME : 2:43.784		BEST LAP TIME : 2:43.858		DIFFERENCE : 0.074		
LAP	SECTOR 1	SECTOR 2	LAP TIME	MPH	DIFF	TIME OF DAY

Weather / Track : Cloudy / Wet

Snetterton 300
Circuit Length = 2.9689 miles
Start: 09:45 Flag 09:56 End: 09:59

BMCRC - MRO Championships 2015 - Rnd 2 @ Snetterton 300

EDlasia Formula 400 inc Sub 64 & Rookies

QUALIFYING - SECTOR ANALYSIS

SECTOR 1 = FL to I1, SECTOR 2 = I1 to I2, SECTOR 3 = I2 to FL, DIFF = Difference To Personal Best Lap

1 -	2:02.348	59.905	3:02.253 (3)	58.64	18.395	09:48:53.903
2 -	1:57.397	2:00.519	3:57.916	44.92	1:14.058	09:52:51.819
3 -	1:58.165	55.800	2:53.965 (2)	61.43	10.107	09:55:45.784
4 -	1:47.984	55.874	2:43.858 (1)	65.22		09:58:29.642

P16	78 S	Keith POVAH	Hondas - www.78Plate.com ScreenPrinting			
IDEAL LAP TIME : 2:39.022		BEST LAP TIME : 2:44.515		DIFFERENCE : 5.493		
LAP	SECTOR 1	SECTOR 2	LAP TIME	MPH	DIFF	TIME OF DAY
1 -	1:50.827	53.688	2:44.515 (1)	64.96		09:48:32.140
2 -	1:45.946		7:21.184 P	24.22	4:36.669	09:55:53.324
3 -	OUTLAP	53.076	2:42.484	65.77		09:58:35.808

P17	55 R4	Nick COOPER	Aprilia - Skint Racing			
IDEAL LAP TIME : 2:45.111		BEST LAP TIME : 2:45.111		DIFFERENCE : 0.000		
LAP	SECTOR 1	SECTOR 2	LAP TIME	MPH	DIFF	TIME OF DAY
1 -	2:14.563	1:04.264	3:18.827 (3)	53.75	33.716	09:49:40.320
2 -			3:42.676	47.99	57.565	09:53:22.996
3 -	1:58.975	57.209	2:56.184 (2)	60.66	11.073	09:56:19.180
4 -	1:49.519	55.592	2:45.111 (1)	64.73		09:59:04.291

P18	65 S	Andrew MOXON	Honda -			
IDEAL LAP TIME : 2:44.401		BEST LAP TIME : 2:45.577		DIFFERENCE : 1.176		
LAP	SECTOR 1	SECTOR 2	LAP TIME	MPH	DIFF	TIME OF DAY
1 -	2:04.181	56.931	3:01.112 (3)	59.01	15.535	09:48:54.123
2 -	3:03.706	1:11.953	4:15.659	41.80	1:30.082	09:53:09.782
3 -	1:52.304	56.456	2:48.760 (2)	63.33	3.183	09:55:58.542
4 -	1:47.945	57.632	2:45.577 (1)	64.55		09:58:44.119

P19	50	Graham HIGLETT	Kawasaki - Face to Face Finance			
IDEAL LAP TIME : 2:45.844		BEST LAP TIME : 2:45.844		DIFFERENCE : 0.000		
LAP	SECTOR 1	SECTOR 2	LAP TIME	MPH	DIFF	TIME OF DAY
1 -	1:58.292	1:00.227	2:58.519 (2)	59.87	12.675	09:49:14.166
2 -	2:12.479		4:13.802 P	42.11	1:27.958	09:53:27.968
3 -	OUTLAP	59.620	3:04.595	57.90	18.751	09:56:32.563
4 -	1:50.667	55.177	2:45.844 (1)	64.44		09:59:18.407

P20	5	Grant WALDER	Kawasaki - Fins Motorcycles			
IDEAL LAP TIME : 2:46.164		BEST LAP TIME : 2:46.164		DIFFERENCE : 0.000		
LAP	SECTOR 1	SECTOR 2	LAP TIME	MPH	DIFF	TIME OF DAY
1 -	2:10.234	1:00.996	3:11.230 (3)	55.89	25.066	09:49:03.280
2 -	1:58.854	1:49.896	3:48.750	46.72	1:02.586	09:52:52.030
3 -	1:57.789	58.129	2:55.918 (2)	60.75	9.754	09:55:47.948
4 -	1:49.878	56.286	2:46.164 (1)	64.32		09:58:34.112

P21	33 S	Carl JOHNSTONE	Yamaha - EDlasia			
IDEAL LAP TIME : 2:47.207		BEST LAP TIME : 2:47.854		DIFFERENCE : 0.647		
LAP	SECTOR 1	SECTOR 2	LAP TIME	MPH	DIFF	TIME OF DAY
1 -	1:56.691	56.785	2:53.476 (2)	61.61	5.622	09:48:44.030
2 -	1:51.510	2:16.159	4:07.669	43.15	1:19.815	09:52:51.699
3 -	1:58.588	58.266	2:56.854 (3)	60.43	9.000	09:55:48.553
4 -	1:52.157	55.697	2:47.854 (1)	63.67		09:58:36.407

P22	54	Eric GORRIDGE	Kawasaki -			
IDEAL LAP TIME : 2:48.704		BEST LAP TIME : 2:48.704		DIFFERENCE : 0.000		
LAP	SECTOR 1	SECTOR 2	LAP TIME	MPH	DIFF	TIME OF DAY
1 -	2:01.275	57.321	2:58.596 (2)	59.84	9.892	09:48:48.899
2 -	1:51.442	2:12.648	4:04.090	43.78	1:15.386	09:52:52.989

Weather / Track : Cloudy / Wet

Snetterton 300
Circuit Length = 2.9689 miles
Start: 09:45 Flag 09:56 End: 09:59

BMCRC - MRO Championships 2015 - Rnd 2 @ Snetterton 300

EDlasia Formula 400 inc Sub 64 & Rookies

QUALIFYING - SECTOR ANALYSIS

SECTOR 1 = FL to I1, SECTOR 2 = I1 to I2, SECTOR 3 = I2 to FL, DIFF = Difference To Personal Best Lap

3 - 2:02.545 1:01.689 3:04.234 (3) 58.01 15.530 09:55:57.223
4 - 1:51.409 57.295 2:48.704 (1) 63.35 09:58:45.927

P23 91 S Keith TERRY		Honda - 23 Tuning				
IDEAL LAP TIME : 2:49.439		BEST LAP TIME : 2:49.439		DIFFERENCE : 0.000		
LAP	SECTOR 1	SECTOR 2	LAP TIME	MPH	DIFF	TIME OF DAY
1 -	1:59.984	59.667	2:59.651 (3)	59.49	10.212	09:49:19.530
2 -	2:11.988	1:28.261	3:40.249	48.52	50.810	09:52:59.779
3 -	1:57.038	59.278	2:56.316 (2)	60.61	6.877	09:55:56.095
4 -	1:51.438	58.001	2:49.439 (1)	63.07		09:58:45.534

P24 44 James BUCKETT		Kawasaki -				
IDEAL LAP TIME : 2:45.948		BEST LAP TIME : 2:51.223		DIFFERENCE : 5.275		
LAP	SECTOR 1	SECTOR 2	LAP TIME	MPH	DIFF	TIME OF DAY
1 -	1:54.495	56.728	2:51.223 (1)	62.42		09:48:40.076
2 -	1:49.220	2:22.781	4:12.001	42.41	1:20.778	09:52:52.077
3 -	1:55.961	59.997	2:55.958 (3)	60.74	4.735	09:55:48.035
4 -	1:54.818	59.379	2:54.197 (2)	61.35	2.974	09:58:42.232

P25 303 Aiden WALKER		Kawasaki - DadSon Racing				
IDEAL LAP TIME : 2:51.644		BEST LAP TIME : 2:51.644		DIFFERENCE : 0.000		
LAP	SECTOR 1	SECTOR 2	LAP TIME	MPH	DIFF	TIME OF DAY
1 -	2:10.674	1:03.335	3:14.009 (3)	55.09	22.365	09:49:05.118
2 -	2:03.725	1:45.057	3:48.782	46.71	57.138	09:52:53.900
3 -	2:07.498	59.262	3:06.760 (2)	57.22	15.116	09:56:00.660
4 -	1:53.779	57.865	2:51.644 (1)	62.26		09:58:52.304

P26 127 S Adam GREEN		Kawasaki - Royal Air Force Motorsport Association				
IDEAL LAP TIME : 2:53.395		BEST LAP TIME : 2:53.395		DIFFERENCE : 0.000		
LAP	SECTOR 1	SECTOR 2	LAP TIME	MPH	DIFF	TIME OF DAY
1 -	2:14.215	1:03.706	3:17.921 (3)	54.00	24.526	09:49:12.403
2 -	2:16.863	1:29.839	3:46.702	47.14	53.307	09:52:59.105
3 -	2:04.488	1:00.451	3:04.939 (2)	57.79	11.544	09:56:04.044
4 -	1:55.237	58.158	2:53.395 (1)	61.64		09:58:57.439

P27 58 Steve YOUNG		Kawasaki - Cadmatic				
IDEAL LAP TIME : 2:53.482		BEST LAP TIME : 2:53.482		DIFFERENCE : 0.000		
LAP	SECTOR 1	SECTOR 2	LAP TIME	MPH	DIFF	TIME OF DAY
1 -	1:57.667	1:00.490	2:58.157 (2)	59.99	4.675	09:49:13.382
2 -	2:03.733	1:37.805	3:41.538	48.24	48.056	09:52:54.920
3 -	2:03.894	59.523	3:03.417 (3)	58.27	9.935	09:55:58.337
4 -	1:56.675	56.807	2:53.482 (1)	61.60		09:58:51.819

P28 83 R4 Pete GIBSON		Aprilia -				
IDEAL LAP TIME : 2:54.070		BEST LAP TIME : 2:54.070		DIFFERENCE : 0.000		
LAP	SECTOR 1	SECTOR 2	LAP TIME	MPH	DIFF	TIME OF DAY
1 -	2:15.247	1:03.867	3:19.114 (3)	53.67	25.044	09:49:39.579
2 -			3:43.005	47.92	48.935	09:53:22.584
3 -	2:01.804	59.294	3:01.098 (2)	59.01	7.028	09:56:23.682
4 -	1:55.530	58.540	2:54.070 (1)	61.40		09:59:17.752

P29 16 S Andy WILKINS		Honda -				
IDEAL LAP TIME : 2:47.742		BEST LAP TIME : 2:54.078		DIFFERENCE : 6.336		
LAP	SECTOR 1	SECTOR 2	LAP TIME	MPH	DIFF	TIME OF DAY
1 -	1:57.711	56.367	2:54.078 (1)	61.39		09:48:43.302
2 -	1:51.375	2:19.412	4:10.787 (3)	42.61	1:16.709	09:52:54.089
3 -	2:00.113	57.161	2:57.274 (2)	60.29	3.196	09:55:51.363

Weather / Track : Cloudy / Wet

Snetterton 300

Circuit Length = 2.9689 miles

Start: 09:45 Flag 09:56 End: 09:59

BMCRC - MRO Championships 2015 - Rnd 2 @ Snetterton 300

EDlasia Formula 400 inc Sub 64 & Rookies

QUALIFYING - SECTOR ANALYSIS

SECTOR 1 = FL to I1, SECTOR 2 = I1 to I2, SECTOR 3 = I2 to FL, DIFF = Difference To Personal Best Lap

P30 63 Daniel HARDY		Kawasaki - Susan Beddall Holistic Training				
IDEAL LAP TIME : 2:54.219		BEST LAP TIME : 2:54.219		DIFFERENCE : 0.000		
LAP	SECTOR 1	SECTOR 2	LAP TIME	MPH	DIFF	TIME OF DAY
1 -	2:09.229	59.777	3:09.006 (3)	56.54	14.787	09:49:06.953
2 -	2:08.205	1:40.614	3:48.819	46.70	54.600	09:52:55.772
3 -	2:06.239	1:00.224	3:06.463 (2)	57.32	12.244	09:56:02.235
4 -	1:56.058	58.161	2:54.219 (1)	61.34		09:58:56.454

P31 47 Allan CLARK		Kawasaki - A Clark & Sons Builders				
IDEAL LAP TIME : 2:56.068		BEST LAP TIME : 2:56.068		DIFFERENCE : 0.000		
LAP	SECTOR 1	SECTOR 2	LAP TIME	MPH	DIFF	TIME OF DAY
1 -	2:05.982	1:01.020	3:07.002 (3)	57.15	10.934	09:49:24.571
2 -	2:15.844	1:21.987	3:37.831	49.06	41.763	09:53:02.402
3 -	2:05.973	59.947	3:05.920 (2)	57.48	9.852	09:56:08.322
4 -	1:56.345	59.723	2:56.068 (1)	60.70		09:59:04.390

P32 81 R4 Scott GRANT		Yamaha -				
IDEAL LAP TIME : 2:55.500		BEST LAP TIME : 2:56.649		DIFFERENCE : 1.149		
LAP	SECTOR 1	SECTOR 2	LAP TIME	MPH	DIFF	TIME OF DAY
1 -	2:15.826	1:02.711	3:18.537 (3)	53.83	21.888	09:49:40.149
2 -			3:41.567	48.23	44.918	09:53:21.716
3 -	1:59.841	57.911	2:57.752 (2)	60.12	1.103	09:56:19.468
4 -	1:57.589	59.060	2:56.649 (1)	60.50		09:59:16.117

P33 52 Gary JARMAN		Kawasaki - G & S Motorcycle Tyres				
IDEAL LAP TIME : 2:56.668		BEST LAP TIME : 2:56.668		DIFFERENCE : 0.000		
LAP	SECTOR 1	SECTOR 2	LAP TIME	MPH	DIFF	TIME OF DAY
1 -	2:17.755	1:04.962	3:22.717 (3)	52.72	26.049	09:49:15.114
2 -	2:14.935	1:32.065	3:47.000	47.08	50.332	09:53:02.114
3 -	2:02.452	1:00.448	3:02.900 (2)	58.43	6.232	09:56:05.014
4 -	1:57.130	59.538	2:56.668 (1)	60.49		09:59:01.682

P34 72 Kevin MILLER		Honda - Mechanical Air Supplies Ltd				
IDEAL LAP TIME : 2:58.389		BEST LAP TIME : 2:58.389		DIFFERENCE : 0.000		
LAP	SECTOR 1	SECTOR 2	LAP TIME	MPH	DIFF	TIME OF DAY
1 -	2:11.745	1:01.835	3:13.580 (3)	55.21	15.191	09:49:10.185
2 -	2:10.700	1:33.319	3:44.019	47.71	45.630	09:52:54.204
3 -	2:07.408	1:02.727	3:10.135 (2)	56.21	11.746	09:56:04.339
4 -	1:57.673	1:00.716	2:58.389 (1)	59.91		09:59:02.728

P35 56 Andrew PITT		Kawasaki - Raven Performance/Norman Pitt				
IDEAL LAP TIME : 3:01.276		BEST LAP TIME : 3:01.276		DIFFERENCE : 0.000		
LAP	SECTOR 1	SECTOR 2	LAP TIME	MPH	DIFF	TIME OF DAY
1 -	2:09.442	1:02.724	3:12.166 (3)	55.61	10.890	09:49:30.973
2 -	2:26.324	1:11.333	3:37.657	49.10	36.381	09:53:08.630
3 -	2:03.719	1:01.543	3:05.262 (2)	57.69	3.986	09:56:13.892
4 -	1:59.887	1:01.389	3:01.276 (1)	58.96		09:59:15.168

P36 134 R4 Debbie PETTET		Kawasaki - Chris Pettet				
IDEAL LAP TIME : 3:02.294		BEST LAP TIME : 3:02.294		DIFFERENCE : 0.000		
LAP	SECTOR 1	SECTOR 2	LAP TIME	MPH	DIFF	TIME OF DAY
1 -	2:08.224	1:02.984	3:11.208 (3)	55.89	8.914	09:49:05.711
2 -	2:07.068	1:40.456	3:47.524	46.97	45.230	09:52:53.235
3 -	2:01.559	1:02.895	3:04.454 (2)	57.94	2.160	09:55:57.689
4 -	2:01.059	1:01.235	3:02.294 (1)	58.63		09:58:59.983

Weather / Track : Cloudy / Wet

Snetterton 300
Circuit Length = 2.9689 miles
Start: 09:45 Flag 09:56 End: 09:59

BMCRC - MRO Championships 2015 - Rnd 2 @ Snetterton 300

EDlasia Formula 400 inc Sub 64 & Rookies

QUALIFYING - SECTOR ANALYSIS

SECTOR 1 = FL to I1, SECTOR 2 = I1 to I2, SECTOR 3 = I2 to FL, DIFF = Difference To Personal Best Lap

P37	23 R4	Tham EVANS	Honda -			
IDEAL LAP TIME : 3:03.382		BEST LAP TIME : 3:03.382		DIFFERENCE : 0.000		
LAP	SECTOR 1	SECTOR 2	LAP TIME	MPH	DIFF	TIME OF DAY
1 -	2:13.341	1:04.886	3:18.227 (3)	53.91	14.845	09:49:16.951
2 -	2:14.772	1:28.944	3:43.716	47.77	40.334	09:53:00.667
3 -	2:06.425	1:02.468	3:08.893 (2)	56.58	5.511	09:56:09.560
4 -	2:01.995	1:01.387	3:03.382 (1)	58.28		09:59:12.942
P38	57 R4	Paul FISHER	Kawasaki -			
IDEAL LAP TIME : 3:04.766		BEST LAP TIME : 3:04.766		DIFFERENCE : 0.000		
LAP	SECTOR 1	SECTOR 2	LAP TIME	MPH	DIFF	TIME OF DAY
1 -	2:14.623	1:03.582	3:18.205 (3)	53.92	13.439	09:49:17.874
2 -	2:18.047	1:25.490	3:43.537	47.81	38.771	09:53:01.411
3 -	2:06.079	1:04.034	3:10.113 (2)	56.21	5.347	09:56:11.524
4 -	2:01.573	1:03.193	3:04.766 (1)	57.84		09:59:16.290
P39	123 R4	Heather BELCHER	Kawasaki -			
IDEAL LAP TIME : 3:06.388		BEST LAP TIME : 3:06.388		DIFFERENCE : 0.000		
LAP	SECTOR 1	SECTOR 2	LAP TIME	MPH	DIFF	TIME OF DAY
1 -	2:30.106	1:05.228	3:35.334 (2)	49.63	28.946	09:49:54.580
2 -			5:02.578 (3)	35.32	1:56.190	09:54:57.158
3 -	2:06.195	1:00.193	3:06.388 (1)	57.34		09:58:03.546
P40	59 S	Danielle COOPER	Kawasaki - ePayMe			
IDEAL LAP TIME : 3:09.888		BEST LAP TIME : 3:09.958		DIFFERENCE : 0.070		
LAP	SECTOR 1	SECTOR 2	LAP TIME	MPH	DIFF	TIME OF DAY
1 -	2:25.800	1:06.835	3:32.635	50.26	22.677	09:49:56.640
2 -			3:28.475 (3)	51.26	18.517	09:53:25.115
3 -	2:07.576	1:04.673	3:12.249 (2)	55.59	2.291	09:56:37.364
4 -	2:05.215	1:04.743	3:09.958 (1)	56.26		09:59:47.322
P41	10	Sam HOLME	Yamaha -			
IDEAL LAP TIME : 3:10.434		BEST LAP TIME : 3:10.434		DIFFERENCE : 0.000		
LAP	SECTOR 1	SECTOR 2	LAP TIME	MPH	DIFF	TIME OF DAY
1 -	2:10.367	1:00.067	3:10.434 (1)	56.12		09:49:07.086
P42	37 R4	Nigel KEMP	Kawasaki -			
IDEAL LAP TIME : 3:11.799		BEST LAP TIME : 3:11.799		DIFFERENCE : 0.000		
LAP	SECTOR 1	SECTOR 2	LAP TIME	MPH	DIFF	TIME OF DAY
1 -	2:29.215	1:06.550	3:35.765	49.53	23.966	09:49:54.793
2 -			3:29.537 (3)	51.00	17.738	09:53:24.330
3 -	2:07.689	1:04.110	3:11.799 (1)	55.72		09:56:36.129
4 -	2:08.913	1:05.493	3:14.406 (2)	54.97	2.607	09:59:50.535
P43	71 S	Luke HARVEY	Kawasaki - www.CMSPIPE.com CMS Racing			
IDEAL LAP TIME : 3:12.381		BEST LAP TIME : 3:12.381		DIFFERENCE : 0.000		
LAP	SECTOR 1	SECTOR 2	LAP TIME	MPH	DIFF	TIME OF DAY
1 -	2:27.339	1:09.502	3:36.841 (2)	49.28	24.460	09:50:00.461
2 -			3:49.216 (3)	46.62	36.835	09:53:49.677
3 -	2:09.271	1:03.110	3:12.381 (1)	55.55		09:57:02.058
P44	178 S	Richard MORRIS	Suzuki - Mark 1 Diggers			
IDEAL LAP TIME : 3:14.524		BEST LAP TIME : 3:15.216		DIFFERENCE : 0.692		
LAP	SECTOR 1	SECTOR 2	LAP TIME	MPH	DIFF	TIME OF DAY
1 -	2:15.137	1:08.656	3:23.793 (3)	52.44	8.577	09:49:23.351

Weather / Track : Cloudy / Wet

Snetterton 300
Circuit Length = 2.9689 miles
Start: 09:45 Flag 09:56 End: 09:59

BMCRC - MRO Championships 2015 - Rnd 2 @ Snetterton 300

EDlasia Formula 400 inc Sub 64 & Rookies

QUALIFYING - SECTOR ANALYSIS

SECTOR 1 = FL to I1, SECTOR 2 = I1 to I2, SECTOR 3 = I2 to FL, DIFF = Difference To Personal Best Lap

2 -	2:35.042	1:18.234	3:53.276	45.81	38.060	09:53:16.627
3 -	2:09.538	1:05.702	3:15.240 (2)	54.74	0.024	09:56:31.867
4 -	2:10.230	1:04.986	3:15.216 (1)	54.75		09:59:47.083

P45	2 R4	Lee HUFF	Yamaha -			
IDEAL LAP TIME : 3:11.607		BEST LAP TIME : 3:16.727		DIFFERENCE : 5.120		
LAP	SECTOR 1	SECTOR 2	LAP TIME	MPH	DIFF	TIME OF DAY
1 -	2:11.451	1:05.276	3:16.727 (1)	54.32		09:49:37.318
2 -			5:03.068 P	35.26	1:46.341	09:54:40.386
3 -	OUTLAP	1:00.156	3:04.243	58.01		09:57:44.629

P46	6 S	Martin PEARSON	Honda - ASL Powerstream			
IDEAL LAP TIME : 3:17.307		BEST LAP TIME : 3:24.204		DIFFERENCE : 6.897		
LAP	SECTOR 1	SECTOR 2	LAP TIME	MPH	DIFF	TIME OF DAY
1 -	2:17.242	1:06.962	3:24.204 (1)	52.34		09:49:14.003
2 -	2:19.351	1:27.101	3:46.452 (2)	47.19	22.248	09:53:00.455

P47	104 R4	David OGDEN	Yamaha -			
IDEAL LAP TIME : 3:48.159		BEST LAP TIME : 3:48.159		DIFFERENCE : 0.000		
LAP	SECTOR 1	SECTOR 2	LAP TIME	MPH	DIFF	TIME OF DAY
1 -	2:32.189	1:15.970	3:48.159 (1)	46.84		09:50:06.642

BMCRC - MRO Championships 2015 - Rnd 2 @ Snetterton 300

EDlasia Formula 400 inc Sub 64 & Rookies

QUALIFYING - BEST SECTORS

SECTOR 1				SECTOR 2				IDEAL / BEST COMPARISON				
POS	NO	NAME	TIME	NO	NAME	TIME	POS	NO	NAME	IDEAL	BEST	DIFF
									PERFECT LAP	2:30.124		
1	116	SCHOFIELD	1:39.967	116	SCHOFIELD	50.157	1	116	SCHOFIELD	2:30.124	2:30.356	0.232
2	154	SAUNDERS	1:40.196	51	JARMAN	50.724	2	154	SAUNDERS	2:30.928	2:34.930	4.002
3	70	THORNTON	1:41.024	154	SAUNDERS	50.732	3	51	JARMAN	2:31.824	2:34.229	2.405
4	51	JARMAN	1:41.100	11	RUTH	51.018	4	22	HARVIEK	2:32.950	2:32.950	0.000
5	22	HARVIEK	1:41.890	22	HARVIEK	51.060	5	70	THORNTON	2:33.148	2:37.945	4.797
6	25	WHELAN	1:42.579	88	THOMPSON	51.637	6	11	RUTH	2:34.477	2:34.477	0.000
7	11	RUTH	1:43.459	25	WHELAN	52.009	7	25	WHELAN	2:34.588	2:34.588	0.000
8	88	THOMPSON	1:43.731	70	THORNTON	52.124	8	88	THOMPSON	2:35.368	2:35.368	0.000
9	2	GILL	1:44.689	84	SCHOFIELD	52.957	9	84	SCHOFIELD	2:37.916	2:37.916	0.000
10	84	SCHOFIELD	1:44.959	73	BORN	53.067	10	2	GILL	2:38.188	2:38.188	0.000
11	73	BORN	1:45.708	78	POVAH	53.076	11	73	BORN	2:38.775	2:38.775	0.000
12	78	POVAH	1:45.946	86	SCOTT	53.191	12	78	POVAH	2:39.022	2:44.515	5.493
13	76	DAWE	1:47.762	2	GILL	53.499	13	27	SMITH	2:41.388	2:41.388	0.000
14	27	SMITH	1:47.793	27	SMITH	53.595	14	86	SCOTT	2:41.975	2:41.975	0.000
15	65	MOXON	1:47.945	76	DAWE	54.539	15	76	DAWE	2:42.301	2:42.301	0.000
16	39	FRYER	1:47.984	50	HIGLETT	55.177	16	39	FRYER	2:43.784	2:43.858	0.074
17	86	SCOTT	1:48.784	55	COOPER	55.592	17	65	MOXON	2:44.401	2:45.577	1.176
18	44	BUCKETT	1:49.220	33	JOHNSTONE	55.697	18	55	COOPER	2:45.111	2:45.111	0.000
19	55	COOPER	1:49.519	39	FRYER	55.800	19	50	HIGLETT	2:45.844	2:45.844	0.000
20	5	WALDER	1:49.878	5	WALDER	56.286	20	44	BUCKETT	2:45.948	2:51.223	5.275
21	50	HIGLETT	1:50.667	16	WILKINS	56.367	21	5	WALDER	2:46.164	2:46.164	0.000
22	16	WILKINS	1:51.375	65	MOXON	56.456	22	33	JOHNSTONE	2:47.207	2:47.854	0.647
23	54	GORRIDGE	1:51.409	44	BUCKETT	56.728	23	16	WILKINS	2:47.742	2:54.078	6.336
24	91	TERRY	1:51.438	58	YOUNG	56.807	24	54	GORRIDGE	2:48.704	2:48.704	0.000
25	33	JOHNSTONE	1:51.510	54	GORRIDGE	57.295	25	91	TERRY	2:49.439	2:49.439	0.000
26	303	WALKER	1:53.779	303	WALKER	57.865	26	303	WALKER	2:51.644	2:51.644	0.000
27	127	GREEN	1:55.237	81	GRANT	57.911	27	127	GREEN	2:53.395	2:53.395	0.000
28	83	GIBSON	1:55.530	91	TERRY	58.001	28	58	YOUNG	2:53.482	2:53.482	0.000
29	63	HARDY	1:56.058	127	GREEN	58.158	29	83	GIBSON	2:54.070	2:54.070	0.000
30	47	CLARK	1:56.345	63	HARDY	58.161	30	63	HARDY	2:54.219	2:54.219	0.000
31	58	YOUNG	1:56.675	83	GIBSON	58.540	31	81	GRANT	2:55.500	2:56.649	1.149
32	52	JARMAN	1:57.130	52	JARMAN	59.538	32	47	CLARK	2:56.068	2:56.068	0.000
33	81	GRANT	1:57.589	47	CLARK	59.723	33	52	JARMAN	2:56.668	2:56.668	0.000
34	72	MILLER	1:57.673	10	HOLME	1:00.067	34	72	MILLER	2:58.389	2:58.389	0.000
35	56	PITT	1:59.887	2	HUFF	1:00.156	35	56	PITT	3:01.276	3:01.276	0.000
36	134	PETTET	2:01.059	123	BELCHER	1:00.193	36	134	PETTET	3:02.294	3:02.294	0.000
37	57	FISHER	2:01.573	72	MILLER	1:00.716	37	23	EVANS	3:03.382	3:03.382	0.000
38	23	EVANS	2:01.995	134	PETTET	1:01.235	38	57	FISHER	3:04.766	3:04.766	0.000
39	59	COOPER	2:05.215	23	EVANS	1:01.387	39	123	BELCHER	3:06.388	3:06.388	0.000
40	123	BELCHER	2:06.195	56	PITT	1:01.389	40	59	COOPER	3:09.888	3:09.958	0.070
41	37	KEMP	2:07.689	71	HARVEY	1:03.110	41	10	HOLME	3:10.434	3:10.434	0.000
42	71	HARVEY	2:09.271	57	FISHER	1:03.193	42	2	HUFF	3:11.607	3:16.727	5.120
43	178	MORRIS	2:09.538	37	KEMP	1:04.110	43	37	KEMP	3:11.799	3:11.799	0.000
44	6	PEARSON	2:10.345	59	COOPER	1:04.673	44	71	HARVEY	3:12.381	3:12.381	0.000
45	10	HOLME	2:10.367	178	MORRIS	1:04.986	45	178	MORRIS	3:14.524	3:15.216	0.692
46	2	HUFF	2:11.451	6	PEARSON	1:06.962	46	6	PEARSON	3:17.307	3:24.204	6.897
47	104	OGDEN	2:32.189	104	OGDEN	1:15.970	47	104	OGDEN	3:48.159	3:48.159	0.000

Weather / Track : Cloudy / Wet

Snetterton 300

Circuit Length = 2.9689 miles

Start: 09:45 Flag 09:56 End: 09:59

Results can be found at www.tsl-timing.com

Printed - 10:02 Saturday, 25 April 2015

BMCRC - MRO Championships 2015 - Rnd 2 @ Snetterton 300

BMCRC Rookie Minitwins

QUALIFYING - CLASSIFICATION



POS	NO	CL	PIC NAME	ENTRY	TIME	ON	LAPS	GAP	DIFF	MPH
1	34	RMT	1 Andrew JOHNSON	Suzuki -	2:37.808	2	2			67.72
2	68	RMT	2 Thomas EUSTACE	Suzuki - More moto	2:39.247	2	2	1.439	1.439	67.11
3	138	RMT	3 Alex BERRY	Suzuki - The Great Frog	2:40.526	2	2	2.718	1.279	66.58
4	444	RMT	4 Mark WILLIAMS	Suzuki - Verifone Media	2:42.655	2	2	4.847	2.129	65.71
5	93	RMT	5 Jack WALLIS	Suzuki -	2:46.192	2	2	8.384	3.537	64.31
6	22	RMT	6 Darren DOWDS	Suzuki - IRP decals	2:47.618	2	2	9.810	1.426	63.76
7	69	RMT	7 Danny HUSKINSON	Suzuki - art of racing	2:48.290	2	2	10.482	0.672	63.50
8	32	RMT	8 Chris THAY	Suzuki - Scell-it uk	2:49.317	2	2	11.509	1.027	63.12
9	140	RMT	9 Daniel SALES	Suzuki -	2:49.801	2	2	11.993	0.484	62.94
10	97	RMT	10 Jake PACKHAM	Suzuki -	2:51.263	2	2	13.455	1.462	62.40
11	38	RMT	11 Bob COUCHMAN	Suzuki -	2:52.267	2	2	14.459	1.004	62.04
12	41	RMT	12 Ian TURNER	Suzuki - Mong Motorsport	2:57.802	2	2	19.994	5.535	60.11
13	31	RMT	13 Kelvin EVENDEN	Suzuki - Glosrose Group	2:58.917	2	2	21.109	1.115	59.73
14	88	RMT	14 Peter RANDALL	Suzuki -	3:00.469	2	2	22.661	1.552	59.22
15	66	RMT	15 Mark SMITH	Suzuki - Nick & Jade	3:04.500	2	2	26.692	4.031	57.92
16	192	RMT	16 Daniel MOFFA	Suzuki - Forest Stump	3:05.828	2	2	28.020	1.328	57.51
17	26	RMT	17 Steven DOLAN	Suzuki -	3:24.333	1	1	46.525	18.505	52.30
18	43	RMT	18 Harrison DAY	Suzuki -	3:30.430	1	1	52.622	6.097	50.79
19	44	RMT	19 Peter DAVIES	Suzuki -	3:33.623	1	1	55.815	3.193	50.03
20	15	RMT	20 Stephen JONES	Suzuki - MW Solicitors			1			

Weather / Track : Cloudy / Wet

These results are provisional until the conclusion of any judicial and technical matters.

Snetterton 300

Circuit Length = 2.9689 miles

Start: 10:31 Flag 10:41 End: 10:41

Clerk Of Course :

Timekeeper :

Results can be found at www.tsl-timing.com

Printed - 10:44 Saturday, 25 April 2015



BMCRC - MRO Championships 2015 - Rnd 2 @ Snetterton 300

MRO Minitwins & Rookies

QUALIFYING - SECTOR ANALYSIS

SECTOR 1 = FL to I1, SECTOR 2 = I1 to I2, SECTOR 3 = I2 to FL, DIFF = Difference To Personal Best Lap

P1 40 Paul WILBY		Suzuki - Nutsmoto				
IDEAL LAP TIME : 2:25.383		BEST LAP TIME : 2:26.022		DIFFERENCE : 0.639		
LAP	SECTOR 1	SECTOR 2	LAP TIME	MPH	DIFF	TIME OF DAY
1 -	1:45.527	49.827	2:35.354 (2)	68.79	9.332	10:34:50.329
2 -	1:37.139	48.883	2:26.022 (1)	73.19		10:37:16.351

P2 92 Matt LAST		Suzuki - Phase 5 Technology				
IDEAL LAP TIME : 2:27.146		BEST LAP TIME : 2:27.807		DIFFERENCE : 0.661		
LAP	SECTOR 1	SECTOR 2	LAP TIME	MPH	DIFF	TIME OF DAY
1 -	1:45.984	51.173	2:37.157 (2)	68.00	9.350	10:34:52.279
2 -	1:38.046	49.761	2:27.807 (1)	72.31		10:37:20.086

P3 777 Mason WILLIAMS		Suzuki -				
IDEAL LAP TIME : 2:25.840		BEST LAP TIME : 2:28.528		DIFFERENCE : 2.688		
LAP	SECTOR 1	SECTOR 2	LAP TIME	MPH	DIFF	TIME OF DAY
1 -	1:46.097	51.931	2:38.028 (2)	67.63	9.500	10:34:54.936
2 -	1:39.095	49.433	2:28.528 (1)	71.96		10:37:23.464

P4 98 Steven TOPPING		Suzuki - HDS / Nutsmoto				
IDEAL LAP TIME : 2:27.025		BEST LAP TIME : 2:30.576		DIFFERENCE : 3.551		
LAP	SECTOR 1	SECTOR 2	LAP TIME	MPH	DIFF	TIME OF DAY
1 -	1:48.442	51.244	2:39.686 (2)	66.93	9.110	10:34:54.826
2 -	1:40.366	50.210	2:30.576 (1)	70.98		10:37:25.402

P5 30 Richard GOODE		Suzuki - Wps Ltd / Geoff Hand Automotive Engineering				
IDEAL LAP TIME : 2:30.683		BEST LAP TIME : 2:30.683		DIFFERENCE : 0.000		
LAP	SECTOR 1	SECTOR 2	LAP TIME	MPH	DIFF	TIME OF DAY
1 -	1:47.755	52.481	2:40.236 (2)	66.70	9.553	10:34:55.759
2 -	1:39.458	51.225	2:30.683 (1)	70.93		10:37:26.442

P6 139 Byron KIRK		Suzuki -				
IDEAL LAP TIME : 2:31.182		BEST LAP TIME : 2:31.439		DIFFERENCE : 0.257		
LAP	SECTOR 1	SECTOR 2	LAP TIME	MPH	DIFF	TIME OF DAY
1 -	1:46.234	52.854	2:39.088 (2)	67.18	7.649	10:34:56.558
2 -	1:40.997	50.442	2:31.439 (1)	70.57		10:37:27.997

P7 64 Joe BUXTON		Suzuki - Buxton Racing				
IDEAL LAP TIME : 2:30.057		BEST LAP TIME : 2:32.114		DIFFERENCE : 2.057		
LAP	SECTOR 1	SECTOR 2	LAP TIME	MPH	DIFF	TIME OF DAY
1 -	1:47.142	53.133	2:40.275 (2)	66.68	8.161	10:34:53.530
2 -	1:40.981	51.133	2:32.114 (1)	70.26		10:37:25.644

P8 54 Adam JAMISON		Suzuki -				
IDEAL LAP TIME : 2:30.574		BEST LAP TIME : 2:32.980		DIFFERENCE : 2.406		
LAP	SECTOR 1	SECTOR 2	LAP TIME	MPH	DIFF	TIME OF DAY
1 -	1:50.085	53.283	2:43.368 (2)	65.42	10.388	10:35:00.060
2 -	1:41.348	51.632	2:32.980 (1)	69.86		10:37:33.040

P9 52 Paul JOHNSTON		Suzuki - ePayMe				
IDEAL LAP TIME : 2:31.585		BEST LAP TIME : 2:32.991		DIFFERENCE : 1.406		
LAP	SECTOR 1	SECTOR 2	LAP TIME	MPH	DIFF	TIME OF DAY
1 -	1:48.818	51.967	2:40.785 (2)	66.47	7.794	10:34:58.773
2 -	1:41.676	51.315	2:32.991 (1)	69.86		10:37:31.764

Weather / Track : Cloudy / Wet

Snetterton 300
Circuit Length = 2.9689 miles
Start: 10:31 Flag 10:41 End: 10:41

BMCRC - MRO Championships 2015 - Rnd 2 @ Snetterton 300

MRO Minitwins & Rookies

QUALIFYING - SECTOR ANALYSIS

SECTOR 1 = FL to I1, SECTOR 2 = I1 to I2, SECTOR 3 = I2 to FL, DIFF = Difference To Personal Best Lap

P10	34 RMT	Andrew JOHNSON	Suzuki -			
IDEAL LAP TIME : 2:37.808		BEST LAP TIME : 2:37.808	DIFFERENCE : 0.000			
LAP	SECTOR 1	SECTOR 2	LAP TIME	MPH	DIFF	TIME OF DAY
1 -	2:08.383	59.461	3:07.844 (2)	56.89	30.036	10:36:07.232
2 -	1:44.339	53.469	2:37.808 (1)	67.72		10:38:45.040
P11	68 RMT	Thomas EUSTACE	Suzuki - More moto			
IDEAL LAP TIME : 2:39.247		BEST LAP TIME : 2:39.247	DIFFERENCE : 0.000			
LAP	SECTOR 1	SECTOR 2	LAP TIME	MPH	DIFF	TIME OF DAY
1 -	1:55.530	55.681	2:51.211 (2)	62.42	11.964	10:35:40.556
2 -	1:45.227	54.020	2:39.247 (1)	67.11		10:38:19.803
P12	58	Steve COSTIN	Suzuki - AUTO REVIVE,SAKURA,LKY7SPORTS			
IDEAL LAP TIME : 2:36.288		BEST LAP TIME : 2:39.906	DIFFERENCE : 3.618			
LAP	SECTOR 1	SECTOR 2	LAP TIME	MPH	DIFF	TIME OF DAY
1 -	1:53.935	56.188	2:50.123 (2)	62.82	10.217	10:35:09.858
2 -	1:47.166	52.740	2:39.906 (1)	66.83		10:37:49.764
P13	59	Martin FOORD	Suzuki -			
IDEAL LAP TIME : 2:39.969		BEST LAP TIME : 2:39.969	DIFFERENCE : 0.000			
LAP	SECTOR 1	SECTOR 2	LAP TIME	MPH	DIFF	TIME OF DAY
1 -	1:55.947	57.974	2:53.921 (2)	61.45	13.952	10:35:14.159
2 -	1:46.465	53.504	2:39.969 (1)	66.81		10:37:54.128
P14	51	Theo RUTTER	Suzuki -			
IDEAL LAP TIME : 2:36.961		BEST LAP TIME : 2:40.106	DIFFERENCE : 3.145			
LAP	SECTOR 1	SECTOR 2	LAP TIME	MPH	DIFF	TIME OF DAY
1 -	1:54.778	55.343	2:50.121 (2)	62.82	10.015	10:35:08.354
2 -	1:46.959	53.147	2:40.106 (1)	66.75		10:37:48.460
P15	138 RMT	Alex BERRY	Suzuki - The Great Frog			
IDEAL LAP TIME : 2:40.526		BEST LAP TIME : 2:40.526	DIFFERENCE : 0.000			
LAP	SECTOR 1	SECTOR 2	LAP TIME	MPH	DIFF	TIME OF DAY
1 -	1:55.119	58.334	2:53.453 (2)	61.61	12.927	10:35:16.167
2 -	1:45.961	54.565	2:40.526 (1)	66.58		10:37:56.693
P16	37	Stephen WILSON	Suzuki -			
IDEAL LAP TIME : 2:40.670		BEST LAP TIME : 2:40.670	DIFFERENCE : 0.000			
LAP	SECTOR 1	SECTOR 2	LAP TIME	MPH	DIFF	TIME OF DAY
1 -	1:54.411	56.365	2:50.776 (2)	62.58	10.106	10:35:10.462
2 -	1:46.948	53.722	2:40.670 (1)	66.52		10:37:51.132
P17	81	Malvern MAY	Suzuki -			
IDEAL LAP TIME : 2:40.782		BEST LAP TIME : 2:40.782	DIFFERENCE : 0.000			
LAP	SECTOR 1	SECTOR 2	LAP TIME	MPH	DIFF	TIME OF DAY
1 -	1:54.513	56.224	2:50.737 (2)	62.59	9.955	10:35:11.652
2 -	1:46.665	54.117	2:40.782 (1)	66.47		10:37:52.434
P18	7	Richard HICKLING	Suzuki -			
IDEAL LAP TIME : 2:37.780		BEST LAP TIME : 2:40.894	DIFFERENCE : 3.114			
LAP	SECTOR 1	SECTOR 2	LAP TIME	MPH	DIFF	TIME OF DAY
1 -	1:59.426	57.592	2:57.018 (2)	60.37	16.124	10:35:20.054
2 -	1:46.835	54.059	2:40.894 (1)	66.42		10:38:00.948

Weather / Track : Cloudy / Wet

Snetterton 300
Circuit Length = 2.9689 miles
Start: 10:31 Flag 10:41 End: 10:41

BMCRC - MRO Championships 2015 - Rnd 2 @ Snetterton 300

MRO Minitwins & Rookies

QUALIFYING - SECTOR ANALYSIS

SECTOR 1 = FL to I1, SECTOR 2 = I1 to I2, SECTOR 3 = I2 to FL, DIFF = Difference To Personal Best Lap

LAP	SECTOR 1	SECTOR 2	LAP TIME	MPH	DIFF	TIME OF DAY
P19 35 Tyler WALSH Suzuki - GBR Powerlines IDEAL LAP TIME : 2:41.400 BEST LAP TIME : 2:41.400 DIFFERENCE : 0.000						
1 -	1:54.737	54.973	2:49.710 (2)	62.97	8.310	10:35:06.811
2 -	1:48.195	53.205	2:41.400 (1)	66.22		10:37:48.211
P20 111 Ryan FOLKES Suzuki - IDEAL LAP TIME : 2:41.774 BEST LAP TIME : 2:41.774 DIFFERENCE : 0.000						
1 -	1:55.265	57.567	2:52.832 (2)	61.84	11.058	10:35:37.383
2 -	1:48.027	53.747	2:41.774 (1)	66.06		10:38:19.157
P21 124 Kurtis BUTLER Suzuki - IDEAL LAP TIME : 2:41.945 BEST LAP TIME : 2:41.945 DIFFERENCE : 0.000						
1 -	2:01.870	57.687	2:59.557 (2)	59.52	17.612	10:35:18.846
2 -	1:45.580	56.365	2:41.945 (1)	65.99		10:38:00.791
P22 444 RMT Mark WILLIAMS Suzuki - Verifone Media IDEAL LAP TIME : 2:42.655 BEST LAP TIME : 2:42.655 DIFFERENCE : 0.000						
1 -	1:57.461	57.915	2:55.376 (2)	60.94	12.721	10:35:42.471
2 -	1:48.121	54.534	2:42.655 (1)	65.71		10:38:25.126
P23 118 James PLUMMER Suzuki - IDEAL LAP TIME : 2:42.772 BEST LAP TIME : 2:42.772 DIFFERENCE : 0.000						
1 -	1:57.727	58.004	2:55.731 (2)	60.82	12.959	10:35:41.585
2 -	1:47.861	54.911	2:42.772 (1)	65.66		10:38:24.357
P24 145 Peter MOORE Suzuki - Curphs Cuttings IDEAL LAP TIME : 2:43.945 BEST LAP TIME : 2:43.945 DIFFERENCE : 0.000						
1 -	2:07.061	1:00.990	3:08.051 (2)	56.83	24.106	10:36:10.727
2 -	1:48.654	55.291	2:43.945 (1)	65.19		10:38:54.672
P25 5 Barry MANTELL Suzuki - Streets Installations IDEAL LAP TIME : 2:44.284 BEST LAP TIME : 2:44.284 DIFFERENCE : 0.000						
1 -	1:55.280	55.112	2:50.392 (2)	62.72	6.108	10:35:07.670
2 -	1:49.692	54.592	2:44.284 (1)	65.05		10:37:51.954
P26 11 Paul TAFFURELLI Suzuki - Jesfer Technology IDEAL LAP TIME : 2:43.369 BEST LAP TIME : 2:44.950 DIFFERENCE : 1.581						
1 -	1:55.480	57.449	2:52.929 (2)	61.80	7.979	10:35:15.116
2 -	1:48.983	55.967	2:44.950 (1)	64.79		10:38:00.066
P27 93 RMT Jack WALLIS Suzuki - IDEAL LAP TIME : 2:46.192 BEST LAP TIME : 2:46.192 DIFFERENCE : 0.000						
1 -	2:00.431	1:08.305	3:08.736 (2)	56.62	22.544	10:36:03.170
2 -	1:51.205	54.987	2:46.192 (1)	64.31		10:38:49.362

Weather / Track : Cloudy / Wet

Snetterton 300
Circuit Length = 2.9689 miles
Start: 10:31 Flag 10:41 End: 10:41

BMCRC - MRO Championships 2015 - Rnd 2 @ Snetterton 300

MRO Minitwins & Rookies

QUALIFYING - SECTOR ANALYSIS

SECTOR 1 = FL to I1, SECTOR 2 = I1 to I2, SECTOR 3 = I2 to FL, DIFF = Difference To Personal Best Lap

P28 72 Kevin MILLER		Suzuki - Mechanical Air Supplies Ltd				
IDEAL LAP TIME : 2:46.873		BEST LAP TIME : 2:46.873		DIFFERENCE : 0.000		
LAP	SECTOR 1	SECTOR 2	LAP TIME	MPH	DIFF	TIME OF DAY
1 -	2:00.978	58.297	2:59.275 (2)	59.61	12.402	10:35:21.205
2 -	1:49.196	57.677	2:46.873 (1)	64.04		10:38:08.078

P29 22 RMT Darren DOWDS		Suzuki - IRP decals				
IDEAL LAP TIME : 2:47.618		BEST LAP TIME : 2:47.618		DIFFERENCE : 0.000		
LAP	SECTOR 1	SECTOR 2	LAP TIME	MPH	DIFF	TIME OF DAY
1 -	2:03.251	58.787	3:02.038 (2)	58.71	14.420	10:35:53.550
2 -	1:49.516	58.102	2:47.618 (1)	63.76		10:38:41.168

P30 28 Dominic VEASEY		Suzuki -				
IDEAL LAP TIME : 2:47.795		BEST LAP TIME : 2:47.795		DIFFERENCE : 0.000		
LAP	SECTOR 1	SECTOR 2	LAP TIME	MPH	DIFF	TIME OF DAY
1 -	1:59.498	58.965	2:58.463 (2)	59.88	10.668	10:35:19.651
2 -	1:49.856	57.939	2:47.795 (1)	63.69		10:38:07.446

P31 69 RMT Danny HUSKINSON		Suzuki - art of racing				
IDEAL LAP TIME : 2:48.290		BEST LAP TIME : 2:48.290		DIFFERENCE : 0.000		
LAP	SECTOR 1	SECTOR 2	LAP TIME	MPH	DIFF	TIME OF DAY
1 -	2:12.835	1:03.959	3:16.794 (2)	54.31	28.504	10:36:07.963
2 -	1:50.983	57.307	2:48.290 (1)	63.50		10:38:56.253

P32 32 RMT Chris THAY		Suzuki - Scell-it uk				
IDEAL LAP TIME : 2:49.317		BEST LAP TIME : 2:49.317		DIFFERENCE : 0.000		
LAP	SECTOR 1	SECTOR 2	LAP TIME	MPH	DIFF	TIME OF DAY
1 -	2:07.527	1:02.088	3:09.615 (2)	56.36	20.298	10:36:08.541
2 -	1:50.450	58.867	2:49.317 (1)	63.12		10:38:57.858

P33 39 Rob WILLIAMS		Suzuki -				
IDEAL LAP TIME : 2:46.187		BEST LAP TIME : 2:49.494		DIFFERENCE : 3.307		
LAP	SECTOR 1	SECTOR 2	LAP TIME	MPH	DIFF	TIME OF DAY
1 -	2:03.996	57.039	3:01.035 (2)	59.03	11.541	10:35:51.728
2 -	1:49.148	1:00.346	2:49.494 (1)	63.05		10:38:41.222

P34 169 Robert MILES		Suzuki - The Bike Shop Long Eaton				
IDEAL LAP TIME : 2:49.563		BEST LAP TIME : 2:49.563		DIFFERENCE : 0.000		
LAP	SECTOR 1	SECTOR 2	LAP TIME	MPH	DIFF	TIME OF DAY
1 -	2:00.843	57.484	2:58.327 (2)	59.93	8.764	10:35:23.150
2 -	1:52.773	56.790	2:49.563 (1)	63.03		10:38:12.713

P35 140 RMT Daniel SALES		Suzuki -				
IDEAL LAP TIME : 2:49.801		BEST LAP TIME : 2:49.801		DIFFERENCE : 0.000		
LAP	SECTOR 1	SECTOR 2	LAP TIME	MPH	DIFF	TIME OF DAY
1 -	2:11.985	1:00.935	3:12.920 (2)	55.40	23.119	10:36:08.949
2 -	1:52.675	57.126	2:49.801 (1)	62.94		10:38:58.750

P36 99 Lee WINTERS		Suzuki -				
IDEAL LAP TIME : 2:50.951		BEST LAP TIME : 2:50.951		DIFFERENCE : 0.000		
LAP	SECTOR 1	SECTOR 2	LAP TIME	MPH	DIFF	TIME OF DAY
1 -	2:03.103	1:00.169	3:03.272 (2)	58.31	12.321	10:35:26.127
2 -	1:52.285	58.666	2:50.951 (1)	62.52		10:38:17.078

Weather / Track : Cloudy / Wet

Snetterton 300
Circuit Length = 2.9689 miles
Start: 10:31 Flag 10:41 End: 10:41

BMCRC - MRO Championships 2015 - Rnd 2 @ Snetterton 300

MRO Minitwins & Rookies

QUALIFYING - SECTOR ANALYSIS

SECTOR 1 = FL to I1, SECTOR 2 = I1 to I2, SECTOR 3 = I2 to FL, DIFF = Difference To Personal Best Lap

P37	97 RMT	Jake PACKHAM	Suzuki -			
IDEAL LAP TIME : 2:51.263		BEST LAP TIME : 2:51.263	DIFFERENCE : 0.000			
LAP	SECTOR 1	SECTOR 2	LAP TIME	MPH	DIFF	TIME OF DAY
1 -	2:09.435	1:03.440	3:12.875 (2)	55.41	21.612	10:36:13.781
2 -	1:53.605	57.658	2:51.263 (1)	62.40		10:39:05.044
P38	76	Charlie KING	Suzuki -			
IDEAL LAP TIME : 2:42.476		BEST LAP TIME : 2:51.348	DIFFERENCE : 8.872			
LAP	SECTOR 1	SECTOR 2	LAP TIME	MPH	DIFF	TIME OF DAY
1 -	1:56.278	55.070	2:51.348 (1)	62.37		10:35:05.827
2 -	1:50.078	1:10.115	3:00.193 (2)	59.31	8.845	10:38:06.020
P39	73	Vincent LEWIN	Suzuki - Vinitwin Racing DotCo			
IDEAL LAP TIME : 2:51.956		BEST LAP TIME : 2:51.956	DIFFERENCE : 0.000			
LAP	SECTOR 1	SECTOR 2	LAP TIME	MPH	DIFF	TIME OF DAY
1 -	1:58.749	1:01.883	3:00.632 (2)	59.17	8.676	10:35:48.598
2 -	1:52.039	59.917	2:51.956 (1)	62.15		10:38:40.554
P40	38 RMT	Bob COUCHMAN	Suzuki -			
IDEAL LAP TIME : 2:52.267		BEST LAP TIME : 2:52.267	DIFFERENCE : 0.000			
LAP	SECTOR 1	SECTOR 2	LAP TIME	MPH	DIFF	TIME OF DAY
1 -	2:10.471	1:03.557	3:14.028 (2)	55.08	21.761	10:36:08.250
2 -	1:52.874	59.393	2:52.267 (1)	62.04		10:39:00.517
P41	48	Shaun WALLIS	Suzuki -			
IDEAL LAP TIME : 2:52.719		BEST LAP TIME : 2:52.719	DIFFERENCE : 0.000			
LAP	SECTOR 1	SECTOR 2	LAP TIME	MPH	DIFF	TIME OF DAY
1 -	2:12.532	1:02.662	3:15.194 (2)	54.75	22.475	10:36:09.976
2 -	1:53.572	59.147	2:52.719 (1)	61.88		10:39:02.695
P42	41 RMT	Ian TURNER	Suzuki - Mong Motorsport			
IDEAL LAP TIME : 2:57.802		BEST LAP TIME : 2:57.802	DIFFERENCE : 0.000			
LAP	SECTOR 1	SECTOR 2	LAP TIME	MPH	DIFF	TIME OF DAY
1 -	2:06.279	1:03.092	3:09.371 (2)	56.43	11.569	10:35:58.585
2 -	1:58.172	59.630	2:57.802 (1)	60.11		10:38:56.387
P43	31 RMT	Kelvin EVENDEN	Suzuki - Glosrose Group			
IDEAL LAP TIME : 2:58.917		BEST LAP TIME : 2:58.917	DIFFERENCE : 0.000			
LAP	SECTOR 1	SECTOR 2	LAP TIME	MPH	DIFF	TIME OF DAY
1 -	2:08.475	1:04.812	3:13.287 (2)	55.29	14.370	10:36:02.468
2 -	1:55.582	1:03.335	2:58.917 (1)	59.73		10:39:01.385
P44	65	Richard BUTT	Suzuki - K.J. Shelley Builders			
IDEAL LAP TIME : 2:59.312		BEST LAP TIME : 2:59.312	DIFFERENCE : 0.000			
LAP	SECTOR 1	SECTOR 2	LAP TIME	MPH	DIFF	TIME OF DAY
1 -	2:14.241	1:03.619	3:17.860 (2)	54.01	18.548	10:36:13.195
2 -	1:58.332	1:00.980	2:59.312 (1)	59.60		10:39:12.507
P45	88 RMT	Peter RANDALL	Suzuki -			
IDEAL LAP TIME : 3:00.469		BEST LAP TIME : 3:00.469	DIFFERENCE : 0.000			
LAP	SECTOR 1	SECTOR 2	LAP TIME	MPH	DIFF	TIME OF DAY
1 -	2:13.720	1:05.182	3:18.902 (2)	53.73	18.433	10:36:18.789
2 -	2:00.234	1:00.235	3:00.469 (1)	59.22		10:39:19.258

Weather / Track : Cloudy / Wet

Snetterton 300
Circuit Length = 2.9689 miles
Start: 10:31 Flag 10:41 End: 10:41

BMCRC - MRO Championships 2015 - Rnd 2 @ Snetterton 300

MRO Minitwins & Rookies

QUALIFYING - SECTOR ANALYSIS

SECTOR 1 = FL to I1, SECTOR 2 = I1 to I2, SECTOR 3 = I2 to FL, DIFF = Difference To Personal Best Lap

LAP	SECTOR 1	SECTOR 2	LAP TIME	MPH	DIFF	TIME OF DAY
P46 66 RMT Mark SMITH Suzuki - Nick & Jade IDEAL LAP TIME : 3:04.500 BEST LAP TIME : 3:04.500 DIFFERENCE : 0.000						
1 -	2:12.046	1:12.790	3:24.836 (2)	52.17	20.336	10:36:16.543
2 -	2:01.188	1:03.312	3:04.500 (1)	57.92		10:39:21.043
P47 192 RMT Daniel MOFFA Suzuki - Forest Stump IDEAL LAP TIME : 3:05.828 BEST LAP TIME : 3:05.828 DIFFERENCE : 0.000						
1 -	2:21.757	1:06.136	3:27.893 (2)	51.41	22.065	10:36:23.071
2 -	2:02.376	1:03.452	3:05.828 (1)	57.51		10:39:28.899
P48 26 RMT Steven DOLAN Suzuki - IDEAL LAP TIME : 3:07.494 BEST LAP TIME : 3:24.333 DIFFERENCE : 16.839						
1 -	2:19.257	1:05.076	3:24.333 (1)	52.30		10:36:27.967
P49 43 RMT Harrison DAY Suzuki - IDEAL LAP TIME : 3:18.191 BEST LAP TIME : 3:30.430 DIFFERENCE : 12.239						
1 -	2:18.137	1:12.293	3:30.430 (1)	50.79		10:36:22.494
P50 44 RMT Peter DAVIES Suzuki - IDEAL LAP TIME : 3:18.408 BEST LAP TIME : 3:33.623 DIFFERENCE : 15.215						
1 -	2:23.711	1:09.912	3:33.623 (1)	50.03		10:36:34.304
P51 87 Tristan REVELL Suzuki - IDEAL LAP TIME : 2:50.555 BEST LAP TIME : DIFFERENCE :						
1 -	1:55.674		4:05.576 P	43.52		10:36:25.028
2 -	OUTLAP	54.881	2:46.787	64.08		10:39:11.815
P52 15 RMT Stephen JONES Suzuki - MW Solicitors IDEAL LAP TIME : 3:27.054 BEST LAP TIME : DIFFERENCE :						
1 -	OUTLAP	1:00.670	3:17.488	54.12		10:38:05.626

BMCRC - MRO Championships 2015 - Rnd 2 @ Snetterton 300

MRO Minitwins & Rookies

QUALIFYING - BEST SECTORS

SECTOR 1			SECTOR 2			IDEAL / BEST COMPARISON						
POS	NO	NAME	TIME	NO	NAME	TIME	POS	NO	NAME	IDEAL	BEST	DIFF
									PERFECT LAP	2:24.914		
1	777	WILLIAMS	1:36.407	40	WILBY	48.507	1	40	WILBY	2:25.383	2:26.022	0.639
2	98	TOPPING	1:36.815	777	WILLIAMS	49.433	2	777	WILLIAMS	2:25.840	2:28.528	2.688
3	40	WILBY	1:36.876	92	LAST	49.761	3	98	TOPPING	2:27.025	2:30.576	3.551
4	92	LAST	1:37.385	98	TOPPING	50.210	4	92	LAST	2:27.146	2:27.807	0.661
5	54	JAMISON	1:38.942	139	KIRK	50.442	5	64	BUXTON	2:30.057	2:32.114	2.057
6	64	BUXTON	1:39.234	64	BUXTON	50.823	6	54	JAMISON	2:30.574	2:32.980	2.406
7	30	GOODE	1:39.458	30	GOODE	51.225	7	30	GOODE	2:30.683	2:30.683	0.000
8	52	JOHNSTON	1:40.270	52	JOHNSTON	51.315	8	139	KIRK	2:31.182	2:31.439	0.257
9	139	KIRK	1:40.740	54	JAMISON	51.632	9	52	JOHNSTON	2:31.585	2:32.991	1.406
10	58	COSTIN	1:43.548	58	COSTIN	52.740	10	58	COSTIN	2:36.288	2:39.906	3.618
11	7	HICKLING	1:43.721	51	RUTTER	53.147	11	51	RUTTER	2:36.961	2:40.106	3.145
12	51	RUTTER	1:43.814	35	WALSH	53.205	12	7	HICKLING	2:37.780	2:40.894	3.114
13	34	JOHNSON	1:44.339	34	JOHNSON	53.469	13	34	JOHNSON	2:37.808	2:37.808	0.000
14	68	EUSTACE	1:45.227	59	FOORD	53.504	14	68	EUSTACE	2:39.247	2:39.247	0.000
15	124	BUTLER	1:45.580	37	WILSON	53.722	15	59	FOORD	2:39.969	2:39.969	0.000
16	138	BERRY	1:45.961	111	FOLKES	53.747	16	138	BERRY	2:40.526	2:40.526	0.000
17	59	FOORD	1:46.465	68	EUSTACE	54.020	17	37	WILSON	2:40.670	2:40.670	0.000
18	81	MAY	1:46.665	7	HICKLING	54.059	18	81	MAY	2:40.782	2:40.782	0.000
19	37	WILSON	1:46.948	81	MAY	54.117	19	35	WALSH	2:41.400	2:41.400	0.000
20	11	TAFFURELLI	1:47.402	444	WILLIAMS	54.534	20	111	FOLKES	2:41.774	2:41.774	0.000
21	76	KING	1:47.406	138	BERRY	54.565	21	124	BUTLER	2:41.945	2:41.945	0.000
22	118	PLUMMER	1:47.861	5	MANTELL	54.592	22	76	KING	2:42.476	2:51.348	8.872
23	111	FOLKES	1:48.027	87	REVELL	54.881	23	444	WILLIAMS	2:42.655	2:42.655	0.000
24	444	WILLIAMS	1:48.121	118	PLUMMER	54.911	24	118	PLUMMER	2:42.772	2:42.772	0.000
25	35	WALSH	1:48.195	93	WALLIS	54.987	25	11	TAFFURELLI	2:43.369	2:44.950	1.581
26	145	MOORE	1:48.654	76	KING	55.070	26	145	MOORE	2:43.945	2:43.945	0.000
27	39	WILLIAMS	1:49.148	145	MOORE	55.291	27	5	MANTELL	2:44.284	2:44.284	0.000
28	72	MILLER	1:49.196	11	TAFFURELLI	55.967	28	39	WILLIAMS	2:46.187	2:49.494	3.307
29	22	DOWDS	1:49.516	124	BUTLER	56.365	29	93	WALLIS	2:46.192	2:46.192	0.000
30	5	MANTELL	1:49.692	169	MILES	56.790	30	72	MILLER	2:46.873	2:46.873	0.000
31	28	VEASEY	1:49.856	39	WILLIAMS	57.039	31	22	DOWDS	2:47.618	2:47.618	0.000
32	32	THAY	1:50.450	140	SALES	57.126	32	28	VEASEY	2:47.795	2:47.795	0.000
33	69	HUSKINSON	1:50.983	69	HUSKINSON	57.307	33	69	HUSKINSON	2:48.290	2:48.290	0.000
34	93	WALLIS	1:51.205	97	PACKHAM	57.658	34	32	THAY	2:49.317	2:49.317	0.000
35	73	LEWIN	1:52.039	72	MILLER	57.677	35	169	MILES	2:49.563	2:49.563	0.000
36	99	WINTERS	1:52.285	28	VEASEY	57.939	36	140	SALES	2:49.801	2:49.801	0.000
37	140	SALES	1:52.675	22	DOWDS	58.102	37	87	REVELL	2:50.555		
38	169	MILES	1:52.773	99	WINTERS	58.666	38	99	WINTERS	2:50.951	2:50.951	0.000
39	38	COUCHMAN	1:52.874	32	THAY	58.867	39	97	PACKHAM	2:51.263	2:51.263	0.000
40	48	WALLIS	1:53.572	48	WALLIS	59.147	40	73	LEWIN	2:51.956	2:51.956	0.000
41	97	PACKHAM	1:53.605	38	COUCHMAN	59.393	41	38	COUCHMAN	2:52.267	2:52.267	0.000
42	31	EVENDEN	1:55.582	41	TURNER	59.630	42	48	WALLIS	2:52.719	2:52.719	0.000
43	87	REVELL	1:55.674	73	LEWIN	59.917	43	41	TURNER	2:57.802	2:57.802	0.000
44	41	TURNER	1:58.172	88	RANDALL	1:00.235	44	31	EVENDEN	2:58.917	2:58.917	0.000
45	65	BUTT	1:58.332	15	JONES	1:00.670	45	65	BUTT	2:59.312	2:59.312	0.000
46	88	RANDALL	2:00.234	65	BUTT	1:00.980	46	88	RANDALL	3:00.469	3:00.469	0.000
47	66	SMITH	2:01.188	26	DOLAN	1:02.799	47	66	SMITH	3:04.500	3:04.500	0.000
48	192	MOFFA	2:02.376	66	SMITH	1:03.312	48	192	MOFFA	3:05.828	3:05.828	0.000
49	26	DOLAN	2:04.695	31	EVENDEN	1:03.335	49	26	DOLAN	3:07.494	3:24.333	16.839
50	43	DAY	2:10.777	192	MOFFA	1:03.452	50	43	DAY	3:18.191	3:30.430	12.239
51	44	DAVIES	2:11.798	44	DAVIES	1:06.610	51	44	DAVIES	3:18.408	3:33.623	15.215
52	15	JONES	2:26.384	43	DAY	1:07.414	52	15	JONES	3:27.054		
53												

Weather / Track : Cloudy / Wet

Snetterton 300

Circuit Length = 2.9689 miles

Start: 10:31 Flag 10:41 End: 10:41

Results can be found at www.tsl-timing.com

Printed - 10:45 Saturday, 25 April 2015

BMCRC - MRO Championships 2015 - Rnd 2 @ Snetterton 300

BMCRC Rookie Minitwins & EDlasia Rookie 400

RACE 6 - CLASSIFICATION



CLASS : R4

POS	NO	CL	NAME	ENTRY	LAPS	TIME	GAP	DIFF	MPH	BEST	ON
1	25	R4	Matty WHELAN	Yamaha - Blueline Taxis Barnsley	5	11:55.709			74.66	2:20.278	4
2	23	R4	Tham EVANS	Honda -	5	11:56.436	3.623	0.727	74.59	2:20.218	3
3	55	R4	Nick COOPER	Aprilia - Skint Racing	5	12:03.590	10.777	7.154	73.85	2:22.658	4
4	81	R4	Scott GRANT	Yamaha -	5	12:13.722	20.909	10.132	72.83	2:23.097	4
5	83	R4	Pete GIBSON	Aprilia -	5	12:20.806	27.993	7.084	72.13	2:25.242	4
6	2	R4	Lee HUFF	Yamaha -	5	12:39.507	46.694	0.004	70.36	2:28.379	5
7	123	R4	Heather BELCHER	Kawasaki -	5	13:07.549	1:14.736	5.290	67.85	2:30.851	5
8	57	R4	Paul FISHER	Kawasaki -	5	13:08.229	1:15.416	0.680	67.79	2:31.280	5
9	37	R4	Nigel KEMP	Kawasaki -	5	13:43.536	1:50.723	18.439	64.89	2:40.054	5
10	80	R4	Scott ALLOTT	Suzuki -	5	13:44.757	1:51.944	1.221	64.79	2:42.034	5
11	134	R4	Debbie PETTET	Kawasaki - Chris Pettet	5	14:14.841	2:22.028	30.084	62.51	2:47.496	5
DNF	104	R4	David OGDEN	Yamaha -	0						0

CLASS : RMT

POS	NO	CL	NAME	ENTRY	LAPS	TIME	GAP	DIFF	MPH	BEST	ON
1	68	RMT	Thomas EUSTACE	Suzuki - More moto	5	11:52.813			74.97	2:10.984	3
2	444	RMT	Mark WILLIAMS	Suzuki - Verifone Media	5	12:26.152	33.339	5.346	71.62	2:16.925	5
3	34	RMT	Andrew JOHNSON	Suzuki -	5	12:35.651	42.838	9.499	70.72	2:18.999	4
4	22	RMT	Darren DOWDS	Suzuki - IRP decals	5	12:38.775	45.962	3.124	70.42	2:20.212	5
5	97 *	RMT	Jake PACKHAM	Suzuki -	5	12:39.503	46.690	0.728	70.36	2:17.198	5
6	140	RMT	Daniel SALES	Suzuki -	5	12:43.628	50.815	4.121	69.98	2:20.705	2
7	43	RMT	Harrison DAY	Suzuki -	5	12:47.818	55.005	4.190	69.60	2:18.100	5
8	93	RMT	Jack WALLIS	Suzuki -	5	12:51.628	58.815	3.810	69.25	2:20.562	3
9	69	RMT	Danny HUSKINSON	Suzuki - art of racing	5	13:02.259	1:09.446	10.631	68.31	2:24.606	3
10	38	RMT	Bob COUCHMAN	Suzuki -	5	13:09.618	1:16.805	1.389	67.67	2:23.727	5
11	41	RMT	Ian TURNER	Suzuki - Mong Motorsport	5	13:10.348	1:17.535	0.730	67.61	2:21.783	5
12	192	RMT	Daniel MOFFA	Suzuki - Forest Stump	5	13:16.393	1:23.580	6.045	67.10	2:22.697	5
13	44	RMT	Peter DAVIES	Suzuki -	5	13:21.302	1:28.489	4.909	66.69	2:26.192	5
14	15	RMT	Stephen JONES	Suzuki - MW Solicitors	5	13:21.327	1:28.514	0.025	66.68	2:27.766	4
15	88	RMT	Peter RANDALL	Suzuki -	5	13:25.097	1:32.284	3.770	66.37	2:29.657	5
16	26	RMT	Steven DOLAN	Suzuki -	4	12:01.544	1 Lap	1 Lap	59.25	2:45.066	4
17	66	RMT	Mark SMITH	Suzuki - Nick & Jade	4	12:08.110	1 Lap	6.566	58.71	2:43.197	4
18	31	RMT	Kelvin EVENDEN	Suzuki - Glosrose Group	4	12:13.797	1 Lap	5.687	58.26	2:43.948	3
DNF	138	RMT	Alex BERRY	Suzuki - The Great Frog	2	5:53.818	3 Laps	2 Laps	60.41	2:22.117	2

FASTEST LAP

68	RMT	Thomas EUSTACE	Suzuki - More moto	3	2:10.984	81.59 mph	131.31 kph
23	R4	Tham EVANS	Honda -	3	2:20.218	76.22 mph	122.67 kph

* No 97 - 10 second jump start penalty
 Class RMT - 90% of race speed - 67.47mph
 Class R4 - 90% of race speed - 67.19mph

Snetterton 300
 Circuit Length = 2.9689 miles
 Start: 13:45 Flag 13:57 End: 14:00

Weather / Track : Cloudy / Dry

These results are provisional until the conclusion of any judicial and technical matters.

Clerk Of Course :	Timekeeper :
-------------------	--------------

Results can be found at www.tsl-timing.com

Printed - 14:03 Saturday, 25 April 2015



BMCRC - MRO Championships 2015 - Rnd 2 @ Snetterton 300

BMCRC Rookie Minitwins & EDlasia Rookie 400

RACE 6 - LAP CHART

LAP 1 @ 13:48:17.850			LAP 2 @ 13:50:41.486			LAP 3 @ 13:53:02.696			LAP 4 @ 13:55:22.974			LAP 5 @ 13:57:41.912		
NO	BEHIND	LAP TIME	NO	BEHIND	LAP TIME	NO	BEHIND	LAP TIME	NO	BEHIND	LAP TIME	NO	BEHIND	LAP TIME
25		2:28.751	25		2:23.636	25		2:21.210	25		2:20.278	68		2:14.233
55	2.119	2:30.870	55	1.477	2:22.994	23	1.102	2:20.218	23	1.369	2:20.545	25	2.896	2:21.834
23	2.233	2:30.984	23	2.094	2:23.497	55	4.643	2:24.376	68	4.705	2:12.345	23	3.623	2:21.192
81	3.411	2:32.162	81	6.892	2:27.117	81	11.205	2:25.523	55	7.023	2:22.658	26	1 Lap	2:45.066
83	7.207	2:35.958	83	11.212	2:27.641	68	12.638	2:10.984	81	14.024	2:23.097	55	10.777	2:22.692
2	9.175	2:37.926	2	18.280	2:32.741	83	16.647	2:26.645	83	21.611	2:25.242	66	1 Lap	2:43.197
123	15.257	2:44.008	68	22.864	2:11.904	2	27.743	2:30.673	444	35.352	2:17.457	81	20.909	2:25.823
80	21.229	2:49.980	123	28.627	2:37.006	444	38.173	2:19.194	2	37.253	2:29.788	31	1 Lap	2:48.657
57	25.445	2:54.196	57	37.777	2:35.968	97	40.723	2:19.371	97	38.430	2:17.985	83	27.993	2:25.320
134	26.549	2:55.300	444	40.189	2:18.846	34	43.001	2:19.774	34	41.722	2:18.999	444	33.339	2:16.925
37	26.658	2:55.409	80	40.931	2:43.338	22	44.530	2:21.656	22	44.688	2:20.436	97	36.690	2:17.198
68	34.596	3:03.347	97	42.562	2:21.432	123	46.149	2:38.732	140	47.816	2:21.369	34	42.838	2:20.054
97	44.766	3:13.517	22	44.084	2:21.059	140	46.725	2:21.272	93	55.076	2:21.603	22	45.962	2:20.212
444	44.979	3:13.730	34	44.437	2:20.646	57	50.801	2:34.234	43	55.843	2:21.499	2	46.694	2:28.379
22	46.661	3:15.412	37	44.783	2:41.761	93	53.751	2:20.562	69	1:01.444	2:25.448	140	50.815	2:21.937
34	47.427	3:16.178	140	46.663	2:20.705	43	54.622	2:20.830	123	1:02.823	2:36.952	43	55.005	2:18.100
140	49.594	3:18.345	69	52.878	2:26.403	69	56.274	2:24.606	57	1:03.074	2:32.551	93	58.815	2:22.677
69	50.111	3:18.862	93	54.399	2:23.962	80	1:02.447	2:42.726	38	1:12.016	2:26.758	69	1:09.446	2:26.940
93	54.073	3:22.824	43	55.002	2:23.761	38	1:05.536	2:26.695	41	1:14.690	2:29.183	123	1:14.736	2:30.851
88	54.470	3:23.221	134	55.573	2:52.660	41	1:05.785	2:25.752	15	1:18.762	2:27.766	57	1:15.416	2:31.280
43	54.877	3:23.628	38	1:00.051	2:27.868	37	1:08.450	2:44.877	192	1:19.821	2:25.771	38	1:16.805	2:23.727
41	55.747	3:24.498	41	1:01.243	2:29.132	88	1:10.823	2:30.540	44	1:21.235	2:29.371	41	1:17.535	2:21.783
38	55.819	3:24.570	138	1:01.431	2:22.117	15	1:11.274	2:28.733	88	1:21.565	2:31.020	192	1:23.580	2:22.697
15	58.374	3:27.125	88	1:01.493	2:30.659	44	1:12.142	2:28.245	80	1:28.848	2:46.679	44	1:28.489	2:26.192
44	1:00.362	3:29.113	15	1:03.751	2:29.013	192	1:14.328	2:27.737	37	1:29.607	2:41.435	15	1:28.514	2:28.690
138	1:02.950	3:31.701	44	1:05.107	2:28.381	134	1:25.777	2:51.414	134	1:53.470	2:47.971	88	1:32.284	2:29.657
192	1:03.022	3:31.773	192	1:07.801	2:28.415	26	2:02.881	2:45.725				37	1:50.723	2:40.054
26	1:15.164	3:43.915	26	1:38.366	2:46.838	66	2:11.316	2:45.739				80	1:51.944	2:42.034
66	1:19.696	3:48.447	66	1:46.787	2:50.727	31	2:11.543	2:43.948				134	2:22.028	2:47.496
31	1:27.111	3:55.862	31	1:48.805	2:45.330									

Weather / Track : Cloudy / Dry

Snetterton 300

Circuit Length = 2.9689 miles

Start: 13:45 Flag 13:57 End: 14:00

Results can be found at www.tsl-timing.com

Printed - 14:05 Saturday, 25 April 2015

BMCRC - MRO Championships 2015 - Rnd 2 @ Snetterton 300

BMCRC Rookie Minitwins & EDIasia Rookie 400

RACE 6 - SECTOR ANALYSIS

SECTOR 1 = FL to I1, SECTOR 2 = I1 to I2, SECTOR 3 = I2 to FL, DIFF = Difference To Personal Best Lap

P1 68 RMT Thomas EUSTACE		Suzuki - More moto				
IDEAL LAP TIME : 2:10.748		BEST LAP TIME : 2:10.984				
DIFFERENCE : 0.236						
LAP	SECTOR 1	SECTOR 2	LAP TIME	MPH	DIFF	TIME OF DAY
1 -		43.603	3:03.347	58.29	52.363	13:48:52.446
2 -	1:27.309	44.595	2:11.904 (2)	81.02	0.920	13:51:04.350
3 -	1:27.145	43.839	2:10.984 (1)	81.59		13:53:15.334
4 -	1:27.944	44.401	2:12.345 (3)	80.75	1.361	13:55:27.679
5 -	1:29.469	44.764	2:14.233	79.62	3.249	13:57:41.912

P2 25 R4 Matty WHELAN		Yamaha - Blueline Taxis Barnsley				
IDEAL LAP TIME : 2:20.129		BEST LAP TIME : 2:20.278				
DIFFERENCE : 0.149						
LAP	SECTOR 1	SECTOR 2	LAP TIME	MPH	DIFF	TIME OF DAY
1 -		47.776	2:28.751	71.85	8.473	13:48:17.850
2 -	1:35.454	48.182	2:23.636	74.41	3.358	13:50:41.486
3 -	1:33.711	47.499	2:21.210 (2)	75.68	0.932	13:53:02.696
4 -	1:33.860	46.418	2:20.278 (1)	76.19		13:55:22.974
5 -	1:34.192	47.642	2:21.834 (3)	75.35	1.556	13:57:44.808

P3 23 R4 Tham EVANS		Honda -				
IDEAL LAP TIME : 2:19.938		BEST LAP TIME : 2:20.218				
DIFFERENCE : 0.280						
LAP	SECTOR 1	SECTOR 2	LAP TIME	MPH	DIFF	TIME OF DAY
1 -		49.111	2:30.984	70.78	10.766	13:48:20.083
2 -	1:35.155	48.342	2:23.497	74.48	3.279	13:50:43.580
3 -	1:33.123	47.095	2:20.218 (1)	76.22		13:53:03.798
4 -	1:33.730	46.815	2:20.545 (2)	76.04	0.327	13:55:24.343
5 -	1:33.491	47.701	2:21.192 (3)	75.69	0.974	13:57:45.535

P4 55 R4 Nick COOPER		Aprilia - Skint Racing				
IDEAL LAP TIME : 2:22.466		BEST LAP TIME : 2:22.658				
DIFFERENCE : 0.192						
LAP	SECTOR 1	SECTOR 2	LAP TIME	MPH	DIFF	TIME OF DAY
1 -		49.348	2:30.870	70.84	8.212	13:48:19.969
2 -	1:34.589	48.405	2:22.994 (3)	74.74	0.336	13:50:42.963
3 -	1:35.096	49.280	2:24.376	74.02	1.718	13:53:07.339
4 -	1:34.781	47.877	2:22.658 (1)	74.92		13:55:29.997
5 -	1:34.650	48.042	2:22.692 (2)	74.90	0.034	13:57:52.689

P5 81 R4 Scott GRANT		Yamaha -				
IDEAL LAP TIME : 2:23.097		BEST LAP TIME : 2:23.097				
DIFFERENCE : 0.000						
LAP	SECTOR 1	SECTOR 2	LAP TIME	MPH	DIFF	TIME OF DAY
1 -		49.492	2:32.162	70.24	9.065	13:48:21.261
2 -	1:37.943	49.174	2:27.117	72.65	4.020	13:50:48.378
3 -	1:37.262	48.261	2:25.523 (2)	73.44	2.426	13:53:13.901
4 -	1:35.469	47.628	2:23.097 (1)	74.69		13:55:36.998
5 -	1:36.313	49.510	2:25.823 (3)	73.29	2.726	13:58:02.821

P6 83 R4 Pete GIBSON		Aprilia -				
IDEAL LAP TIME : 2:24.969		BEST LAP TIME : 2:25.242				
DIFFERENCE : 0.273						
LAP	SECTOR 1	SECTOR 2	LAP TIME	MPH	DIFF	TIME OF DAY
1 -		50.331	2:35.958	68.53	10.716	13:48:25.057
2 -	1:38.053	49.588	2:27.641	72.39	2.399	13:50:52.698
3 -	1:37.437	49.208	2:26.645 (3)	72.88	1.403	13:53:19.343
4 -	1:36.708	48.534	2:25.242 (1)	73.58		13:55:44.585
5 -	1:37.059	48.261	2:25.320 (2)	73.54	0.078	13:58:09.905

P7 444 RMT Mark WILLIAMS		Suzuki - Verifone Media				
IDEAL LAP TIME : 2:16.743		BEST LAP TIME : 2:16.925				
DIFFERENCE : 0.182						
LAP	SECTOR 1	SECTOR 2	LAP TIME	MPH	DIFF	TIME OF DAY

Weather / Track : Cloudy / Dry

Snetterton 300
Circuit Length = 2.9689 miles
Start: 13:45 Flag 13:57 End: 14:00

BMCRC - MRO Championships 2015 - Rnd 2 @ Snetterton 300

BMCRC Rookie Minitwins & EDIasia Rookie 400

RACE 6 - SECTOR ANALYSIS

SECTOR 1 = FL to I1, SECTOR 2 = I1 to I2, SECTOR 3 = I2 to FL, DIFF = Difference To Personal Best Lap

1 -		46.996		3:13.730	55.16	56.805	13:49:02.829
2 -	1:32.124	46.722		2:18.846 (3)	76.97	1.921	13:51:21.675
3 -	1:32.286	46.908		2:19.194	76.78	2.269	13:53:40.869
4 -	1:31.639	45.818		2:17.457 (2)	77.75	0.532	13:55:58.326
5 -	1:30.925	46.000		2:16.925 (1)	78.05		13:58:15.251

P8 34 RMT Andrew JOHNSON		Suzuki -					
IDEAL LAP TIME : 2:18.929		BEST LAP TIME : 2:18.999		DIFFERENCE : 0.070			
LAP	SECTOR 1	SECTOR 2	LAP TIME	MPH	DIFF	TIME OF DAY	
1 -		47.122	3:16.178	54.48	57.179	13:49:05.277	
2 -	1:33.437	47.209	2:20.646	75.99	1.647	13:51:25.923	
3 -	1:32.553	47.221	2:19.774 (2)	76.46	0.775	13:53:45.697	
4 -	1:31.942	47.057	2:18.999 (1)	76.89		13:56:04.696	
5 -	1:33.067	46.987	2:20.054 (3)	76.31	1.055	13:58:24.750	

P9 22 RMT Darren DOWDS		Suzuki - IRP decals					
IDEAL LAP TIME : 2:19.572		BEST LAP TIME : 2:20.212		DIFFERENCE : 0.640			
LAP	SECTOR 1	SECTOR 2	LAP TIME	MPH	DIFF	TIME OF DAY	
1 -		47.711	3:15.412	54.69	55.200	13:49:04.511	
2 -	1:33.801	47.258	2:21.059 (3)	75.77	0.847	13:51:25.570	
3 -	1:34.193	47.463	2:21.656	75.45	1.444	13:53:47.226	
4 -	1:33.636	46.800	2:20.436 (2)	76.10	0.224	13:56:07.662	
5 -	1:32.772	47.440	2:20.212 (1)	76.22		13:58:27.874	

P10 97 RMT Jake PACKHAM		Suzuki -					
IDEAL LAP TIME : 2:16.960		BEST LAP TIME : 2:17.198		DIFFERENCE : 0.238			
LAP	SECTOR 1	SECTOR 2	LAP TIME	MPH	DIFF	TIME OF DAY	
1 -		48.202	3:13.517	55.23	56.319	13:49:02.616	
2 -	1:33.500	47.932	2:21.432	75.57	4.234	13:51:24.048	
3 -	1:32.364	47.007	2:19.371 (3)	76.68	2.173	13:53:43.419	
4 -	1:30.607	47.378	2:17.985 (2)	77.45	0.787	13:56:01.404	
5 -	1:29.953	47.245	2:17.198 (1)	77.90		13:58:18.602	

P11 2 R4 Lee HUFF		Yamaha -					
IDEAL LAP TIME : 2:28.379		BEST LAP TIME : 2:28.379		DIFFERENCE : 0.000			
LAP	SECTOR 1	SECTOR 2	LAP TIME	MPH	DIFF	TIME OF DAY	
1 -		50.382	2:37.926	67.67	9.547	13:48:27.025	
2 -	1:40.356	52.385	2:32.741	69.97	4.362	13:50:59.766	
3 -	1:39.329	51.344	2:30.673 (3)	70.93	2.294	13:53:30.439	
4 -	1:39.166	50.622	2:29.788 (2)	71.35	1.409	13:56:00.227	
5 -	1:38.343	50.036	2:28.379 (1)	72.03		13:58:28.606	

P12 140 RMT Daniel SALES		Suzuki -					
IDEAL LAP TIME : 2:20.531		BEST LAP TIME : 2:20.705		DIFFERENCE : 0.174			
LAP	SECTOR 1	SECTOR 2	LAP TIME	MPH	DIFF	TIME OF DAY	
1 -		48.661	3:18.345	53.88	57.640	13:49:07.444	
2 -	1:33.030	47.675	2:20.705 (1)	75.96		13:51:28.149	
3 -	1:33.502	47.770	2:21.272 (2)	75.65	0.567	13:53:49.421	
4 -	1:33.868	47.501	2:21.369 (3)	75.60	0.664	13:56:10.790	
5 -	1:33.762	48.175	2:21.937	75.30	1.232	13:58:32.727	

P13 43 RMT Harrison DAY		Suzuki -					
IDEAL LAP TIME : 2:18.100		BEST LAP TIME : 2:18.100		DIFFERENCE : 0.000			
LAP	SECTOR 1	SECTOR 2	LAP TIME	MPH	DIFF	TIME OF DAY	
1 -		50.827	3:23.628	52.48	1:05.528	13:49:12.727	
2 -	1:35.172	48.589	2:23.761	74.34	5.661	13:51:36.488	
3 -	1:33.647	47.183	2:20.830 (2)	75.89	2.730	13:53:57.318	
4 -	1:34.313	47.186	2:21.499 (3)	75.53	3.399	13:56:18.817	

Weather / Track : Cloudy / Dry

Snetterton 300

Circuit Length = 2.9689 miles

Start: 13:45 Flag 13:57 End: 14:00

BMCRC - MRO Championships 2015 - Rnd 2 @ Snetterton 300

BMCRC Rookie Minitwins & EDIasia Rookie 400

RACE 6 - SECTOR ANALYSIS

SECTOR 1 = FL to I1, SECTOR 2 = I1 to I2, SECTOR 3 = I2 to FL, DIFF = Difference To Personal Best Lap

5 - 1:31.926 46.174 2:18.100 (1) 77.39 13:58:36.917

P14 93 RMT Jack WALLIS			Suzuki -			
IDEAL LAP TIME : 2:20.078			BEST LAP TIME : 2:20.562		DIFFERENCE : 0.484	
LAP	SECTOR 1	SECTOR 2	LAP TIME	MPH	DIFF	TIME OF DAY
1 -		49.658	3:22.824	52.69	1:02.262	13:49:11.923
2 -	1:35.798	48.164	2:23.962	74.24	3.400	13:51:35.885
3 -	1:33.951	46.611	2:20.562 (1)	76.03		13:53:56.447
4 -	1:34.973	46.630	2:21.603 (2)	75.47	1.041	13:56:18.050
5 -	1:36.550	46.127	2:22.677 (3)	74.91	2.115	13:58:40.727

P15 69 RMT Danny HUSKINSON			Suzuki - art of racing			
IDEAL LAP TIME : 2:23.629			BEST LAP TIME : 2:24.606		DIFFERENCE : 0.977	
LAP	SECTOR 1	SECTOR 2	LAP TIME	MPH	DIFF	TIME OF DAY
1 -		49.393	3:18.862	53.74	54.256	13:49:07.961
2 -	1:36.190	50.213	2:26.403 (3)	73.00	1.797	13:51:34.364
3 -	1:36.478	48.128	2:24.606 (1)	73.91		13:53:58.970
4 -	1:35.501	49.947	2:25.448 (2)	73.48	0.842	13:56:24.418
5 -	1:36.720	50.220	2:26.940	72.73	2.334	13:58:51.358

P16 123 R4 Heather BELCHER			Kawasaki -			
IDEAL LAP TIME : 2:30.851			BEST LAP TIME : 2:30.851		DIFFERENCE : 0.000	
LAP	SECTOR 1	SECTOR 2	LAP TIME	MPH	DIFF	TIME OF DAY
1 -		52.691	2:44.008	65.16	13.157	13:48:33.107
2 -	1:45.062	51.944	2:37.006 (3)	68.07	6.155	13:51:10.113
3 -	1:45.657	53.075	2:38.732	67.33	7.881	13:53:48.845
4 -	1:44.390	52.562	2:36.952 (2)	68.09	6.101	13:56:25.797
5 -	1:40.804	50.047	2:30.851 (1)	70.85		13:58:56.648

P17 57 R4 Paul FISHER			Kawasaki -			
IDEAL LAP TIME : 2:31.106			BEST LAP TIME : 2:31.280		DIFFERENCE : 0.174	
LAP	SECTOR 1	SECTOR 2	LAP TIME	MPH	DIFF	TIME OF DAY
1 -		56.074	2:54.196	61.35	22.916	13:48:43.295
2 -	1:42.927	53.041	2:35.968	68.52	4.688	13:51:19.263
3 -	1:41.891	52.343	2:34.234 (3)	69.29	2.954	13:53:53.497
4 -	1:40.491	52.060	2:32.551 (2)	70.06	1.271	13:56:26.048
5 -	1:40.665	50.615	2:31.280 (1)	70.65		13:58:57.328

P18 38 RMT Bob COUCHMAN			Suzuki -			
IDEAL LAP TIME : 2:23.727			BEST LAP TIME : 2:23.727		DIFFERENCE : 0.000	
LAP	SECTOR 1	SECTOR 2	LAP TIME	MPH	DIFF	TIME OF DAY
1 -		51.019	3:24.570	52.24	1:00.843	13:49:13.669
2 -	1:38.763	49.105	2:27.868	72.28	4.141	13:51:41.537
3 -	1:36.843	49.852	2:26.695 (2)	72.85	2.968	13:54:08.232
4 -	1:38.013	48.745	2:26.758 (3)	72.82	3.031	13:56:34.990
5 -	1:35.823	47.904	2:23.727 (1)	74.36		13:58:58.717

P19 41 RMT Ian TURNER			Suzuki - Mong Motorsport			
IDEAL LAP TIME : 2:21.783			BEST LAP TIME : 2:21.783		DIFFERENCE : 0.000	
LAP	SECTOR 1	SECTOR 2	LAP TIME	MPH	DIFF	TIME OF DAY
1 -		51.373	3:24.498	52.26	1:02.715	13:49:13.597
2 -	1:39.353	49.779	2:29.132 (3)	71.66	7.349	13:51:42.729
3 -	1:36.368	49.384	2:25.752 (2)	73.33	3.969	13:54:08.481
4 -	1:40.866	48.317	2:29.183	71.64	7.400	13:56:37.664
5 -	1:34.000	47.783	2:21.783 (1)	75.38		13:58:59.447

Weather / Track : Cloudy / Dry

Snetterton 300
Circuit Length = 2.9689 miles
Start: 13:45 Flag 13:57 End: 14:00

BMCRC - MRO Championships 2015 - Rnd 2 @ Snetterton 300

BMCRC Rookie Minitwins & EDIasia Rookie 400

RACE 6 - SECTOR ANALYSIS

SECTOR 1 = FL to I1, SECTOR 2 = I1 to I2, SECTOR 3 = I2 to FL, DIFF = Difference To Personal Best Lap

P20 192 RMT Daniel MOFFA		Suzuki - Forest Stump				
IDEAL LAP TIME : 2:22.697		BEST LAP TIME : 2:22.697		DIFFERENCE : 0.000		
LAP	SECTOR 1	SECTOR 2	LAP TIME	MPH	DIFF	TIME OF DAY
1 -		1:01.212	3:31.773	50.46	1:09.076	13:49:20.872
2 -	1:38.505	49.910	2:28.415	72.01	5.718	13:51:49.287
3 -	1:38.717	49.020	2:27.737 (3)	72.34	5.040	13:54:17.024
4 -	1:37.307	48.464	2:25.771 (2)	73.32	3.074	13:56:42.795
5 -	1:34.934	47.763	2:22.697 (1)	74.90		13:59:05.492

P21 44 RMT Peter DAVIES		Suzuki -				
IDEAL LAP TIME : 2:26.157		BEST LAP TIME : 2:26.192		DIFFERENCE : 0.035		
LAP	SECTOR 1	SECTOR 2	LAP TIME	MPH	DIFF	TIME OF DAY
1 -		50.955	3:29.113	51.11	1:02.921	13:49:18.212
2 -	1:39.107	49.274	2:28.381 (3)	72.03	2.189	13:51:46.593
3 -	1:39.196	49.049	2:28.245 (2)	72.09	2.053	13:54:14.838
4 -	1:39.237	50.134	2:29.371	71.55	3.179	13:56:44.209
5 -	1:37.108	49.084	2:26.192 (1)	73.10		13:59:10.401

P22 15 RMT Stephen JONES		Suzuki - MW Solicitors				
IDEAL LAP TIME : 2:27.413		BEST LAP TIME : 2:27.766		DIFFERENCE : 0.353		
LAP	SECTOR 1	SECTOR 2	LAP TIME	MPH	DIFF	TIME OF DAY
1 -		50.739	3:27.125	51.60	59.359	13:49:16.224
2 -	1:38.658	50.355	2:29.013	71.72	1.247	13:51:45.237
3 -	1:38.926	49.807	2:28.733 (3)	71.86	0.967	13:54:13.970
4 -	1:38.262	49.504	2:27.766 (1)	72.33		13:56:41.736
5 -	1:37.909	50.781	2:28.690 (2)	71.88	0.924	13:59:10.426

P23 88 RMT Peter RANDALL		Suzuki -				
IDEAL LAP TIME : 2:29.657		BEST LAP TIME : 2:29.657		DIFFERENCE : 0.000		
LAP	SECTOR 1	SECTOR 2	LAP TIME	MPH	DIFF	TIME OF DAY
1 -		51.075	3:23.221	52.59	53.564	13:49:12.320
2 -	1:39.507	51.152	2:30.659 (3)	70.94	1.002	13:51:42.979
3 -	1:39.526	51.014	2:30.540 (2)	70.99	0.883	13:54:13.519
4 -	1:40.323	50.697	2:31.020	70.77	1.363	13:56:44.539
5 -	1:39.475	50.182	2:29.657 (1)	71.41		13:59:14.196

P24 37 R4 Nigel KEMP		Kawasaki -				
IDEAL LAP TIME : 2:40.054		BEST LAP TIME : 2:40.054		DIFFERENCE : 0.000		
LAP	SECTOR 1	SECTOR 2	LAP TIME	MPH	DIFF	TIME OF DAY
1 -		57.991	2:55.409	60.93	15.355	13:48:44.508
2 -	1:48.083	53.678	2:41.761 (3)	66.07	1.707	13:51:26.269
3 -	1:51.239	53.638	2:44.877	64.82	4.823	13:54:11.146
4 -	1:47.264	54.171	2:41.435 (2)	66.20	1.381	13:56:52.581
5 -	1:46.718	53.336	2:40.054 (1)	66.77		13:59:32.635

P25 80 R4 Scott ALLOTT		Suzuki -				
IDEAL LAP TIME : 2:42.034		BEST LAP TIME : 2:42.034		DIFFERENCE : 0.000		
LAP	SECTOR 1	SECTOR 2	LAP TIME	MPH	DIFF	TIME OF DAY
1 -		55.803	2:49.980	62.87	7.946	13:48:39.079
2 -	1:48.124	55.214	2:43.338 (3)	65.43	1.304	13:51:22.417
3 -	1:48.292	54.434	2:42.726 (2)	65.68	0.692	13:54:05.143
4 -	1:49.698	56.981	2:46.679	64.12	4.645	13:56:51.822
5 -	1:47.848	54.186	2:42.034 (1)	65.96		13:59:33.856

P26 134 R4 Debbie PETTET		Kawasaki - Chris Pettet				
IDEAL LAP TIME : 2:46.484		BEST LAP TIME : 2:47.496		DIFFERENCE : 1.012		
LAP	SECTOR 1	SECTOR 2	LAP TIME	MPH	DIFF	TIME OF DAY

Weather / Track : Cloudy / Dry

Snetterton 300
Circuit Length = 2.9689 miles
Start: 13:45 Flag 13:57 End: 14:00

BMCRC - MRO Championships 2015 - Rnd 2 @ Snetterton 300

BMCRC Rookie Minitwins & EDIasia Rookie 400

RACE 6 - SECTOR ANALYSIS

SECTOR 1 = FL to I1, SECTOR 2 = I1 to I2, SECTOR 3 = I2 to FL, DIFF = Difference To Personal Best Lap

1 -		57.951	2:55.300	60.97	7.804	13:48:44.399
2 -	1:53.916	58.744	2:52.660	61.90	5.164	13:51:37.059
3 -	1:53.420	57.994	2:51.414 (3)	62.35	3.918	13:54:28.473
4 -	1:51.742	56.229	2:47.971 (2)	63.63	0.475	13:57:16.444
5 -	1:50.255	57.241	2:47.496 (1)	63.81		14:00:03.940

P27 26 RMT Steven DOLAN			Suzuki -			
IDEAL LAP TIME : 2:45.066		BEST LAP TIME : 2:45.066		DIFFERENCE : 0.000		
LAP	SECTOR 1	SECTOR 2	LAP TIME	MPH	DIFF	TIME OF DAY
1 -		57.382	3:43.915	47.73	58.849	13:49:33.014
2 -	1:50.153	56.685	2:46.838 (3)	64.06	1.772	13:52:19.852
3 -	1:49.981	55.744	2:45.725 (2)	64.49	0.659	13:55:05.577
4 -	1:49.736	55.330	2:45.066 (1)	64.75		13:57:50.643

P28 66 RMT Mark SMITH			Suzuki - Nick & Jade			
IDEAL LAP TIME : 2:43.197		BEST LAP TIME : 2:43.197		DIFFERENCE : 0.000		
LAP	SECTOR 1	SECTOR 2	LAP TIME	MPH	DIFF	TIME OF DAY
1 -		1:02.123	3:48.447	46.78	1:05.250	13:49:37.546
2 -	1:54.260	56.467	2:50.727 (3)	62.60	7.530	13:52:28.273
3 -	1:49.757	55.982	2:45.739 (2)	64.48	2.542	13:55:14.012
4 -	1:49.040	54.157	2:43.197 (1)	65.49		13:57:57.209

P29 31 RMT Kelvin EVENDEN			Suzuki - Glosrose Group			
IDEAL LAP TIME : 2:41.618		BEST LAP TIME : 2:43.948		DIFFERENCE : 2.330		
LAP	SECTOR 1	SECTOR 2	LAP TIME	MPH	DIFF	TIME OF DAY
1 -		56.226	3:55.862	45.31	1:11.914	13:49:44.961
2 -	1:49.491	55.839	2:45.330 (2)	64.64	1.382	13:52:30.291
3 -	1:48.528	55.420	2:43.948 (1)	65.19		13:55:14.239
4 -	1:46.198	1:02.459	2:48.657 (3)	63.37	4.709	13:58:02.896

P30 138 RMT Alex BERRY			Suzuki - The Great Frog			
IDEAL LAP TIME : 2:22.117		BEST LAP TIME : 2:22.117		DIFFERENCE : 0.000		
LAP	SECTOR 1	SECTOR 2	LAP TIME	MPH	DIFF	TIME OF DAY
1 -		1:01.145	3:31.701 (2)	50.48	1:09.584	13:49:20.800
2 -	1:33.566	48.551	2:22.117 (1)	75.20		13:51:42.917

BMCRC - MRO Championships 2015 - Rnd 2 @ Snetterton 300

BMCRC Rookie Minitwins & EDIasia Rookie 400

RACE 6 - BEST SECTORS

SECTOR 1			SECTOR 2			IDEAL / BEST COMPARISON						
POS	NO	NAME	TIME	NO	NAME	TIME	POS	NO	NAME	IDEAL	BEST	DIFF
									PERFECT LAP	2:10.748		
1	68	EUSTACE	1:27.145	68	EUSTACE	43.603	1	68	EUSTACE	2:10.748	2:10.984	0.236
2	97	PACKHAM	1:29.953	444	WILLIAMS	45.818	2	444	WILLIAMS	2:16.743	2:16.925	0.182
3	444	WILLIAMS	1:30.925	93	WALLIS	46.127	3	97	PACKHAM	2:16.960	2:17.198	0.238
4	43	DAY	1:31.926	43	DAY	46.174	4	43	DAY	2:18.100	2:18.100	0.000
5	34	JOHNSON	1:31.942	25	WHELAN	46.418	5	34	JOHNSON	2:18.929	2:18.999	0.070
6	22	DOWDS	1:32.772	22	DOWDS	46.800	6	22	DOWDS	2:19.572	2:20.212	0.640
7	140	SALES	1:33.030	23	EVANS	46.815	7	23	EVANS	2:19.938	2:20.218	0.280
8	23	EVANS	1:33.123	34	JOHNSON	46.987	8	93	WALLIS	2:20.078	2:20.562	0.484
9	138	BERRY	1:33.566	97	PACKHAM	47.007	9	25	WHELAN	2:20.129	2:20.278	0.149
10	25	WHELAN	1:33.711	140	SALES	47.501	10	140	SALES	2:20.531	2:20.705	0.174
11	93	WALLIS	1:33.951	81	GRANT	47.628	11	41	TURNER	2:21.783	2:21.783	0.000
12	41	TURNER	1:34.000	192	MOFFA	47.763	12	138	BERRY	2:22.117	2:22.117	0.000
13	55	COOPER	1:34.589	41	TURNER	47.783	13	55	COOPER	2:22.466	2:22.658	0.192
14	192	MOFFA	1:34.934	55	COOPER	47.877	14	192	MOFFA	2:22.697	2:22.697	0.000
15	81	GRANT	1:35.469	38	COUCHMAN	47.904	15	81	GRANT	2:23.097	2:23.097	0.000
16	69	HUSKINSON	1:35.501	69	HUSKINSON	48.128	16	69	HUSKINSON	2:23.629	2:24.606	0.977
17	38	COUCHMAN	1:35.823	83	GIBSON	48.261	17	38	COUCHMAN	2:23.727	2:23.727	0.000
18	83	GIBSON	1:36.708	138	BERRY	48.551	18	83	GIBSON	2:24.969	2:25.242	0.273
19	44	DAVIES	1:37.108	44	DAVIES	49.049	19	44	DAVIES	2:26.157	2:26.192	0.035
20	15	JONES	1:37.909	15	JONES	49.504	20	15	JONES	2:27.413	2:27.766	0.353
21	2	HUFF	1:38.343	2	HUFF	50.036	21	2	HUFF	2:28.379	2:28.379	0.000
22	88	RANDALL	1:39.475	123	BELCHER	50.047	22	88	RANDALL	2:29.657	2:29.657	0.000
23	57	FISHER	1:40.491	88	RANDALL	50.182	23	123	BELCHER	2:30.851	2:30.851	0.000
24	123	BELCHER	1:40.804	57	FISHER	50.615	24	57	FISHER	2:31.106	2:31.280	0.174
25	31	EVENDEN	1:46.198	37	KEMP	53.336	25	37	KEMP	2:40.054	2:40.054	0.000
26	37	KEMP	1:46.718	66	SMITH	54.157	26	31	EVENDEN	2:41.618	2:43.948	2.330
27	80	ALLOTT	1:47.848	80	ALLOTT	54.186	27	80	ALLOTT	2:42.034	2:42.034	0.000
28	66	SMITH	1:49.040	26	DOLAN	55.330	28	66	SMITH	2:43.197	2:43.197	0.000
29	26	DOLAN	1:49.736	31	EVENDEN	55.420	29	26	DOLAN	2:45.066	2:45.066	0.000
30	134	PETTET	1:50.255	134	PETTET	56.229	30	134	PETTET	2:46.484	2:47.496	1.012

Weather / Track : Cloudy / Dry

Results can be found at www.tsl-timing.com

Snetterton 300

Circuit Length = 2.9689 miles

Start: 13:45 Flag 13:57 End: 14:00

Printed - 14:05 Saturday, 25 April 2015

BMCRC - MRO Championships 2015 - Rnd 2 @ Snetterton 300

BMCRC Rookie Minitwins & EDlasia Rookie 400

RACE 17 - CLASSIFICATION



CLASS : R4

POS	NO	CL	NAME	ENTRY	LAPS	TIME	GAP	DIFF	MPH	BEST	ON
1	25	R4	Matty WHELAN	Yamaha - Blueline Taxis Barnsley	5	11:39.854			76.35	2:17.723	5
2	23	R4	Tham EVANS	Honda -	5	11:41.443	1.589	1.589	76.18	2:18.212	3
3	81	R4	Scott GRANT	Yamaha -	5	12:01.706	21.852	17.908	74.04	2:22.609	2
4	55	R4	Nick COOPER	Aprilia - Skint Racing	5	12:08.401	28.547	6.695	73.36	2:22.130	5
5	83	R4	Pete GIBSON	Aprilia -	5	12:16.038	36.184	1.234	72.60	2:23.843	5
6	57	R4	Paul FISHER	Kawasaki -	5	12:43.865	1:04.011	8.440	69.96	2:30.481	4
7	123	R4	Heather BELCHER	Kawasaki -	5	13:19.615	1:39.761	4.398	66.83	2:38.492	5
8	80	R4	Scott ALLOTT	Suzuki -	5	13:29.557	1:49.703	9.942	66.01	2:37.521	5
9	104	R4	David OGDEN	Yamaha -	5	13:29.871	1:50.017	0.314	65.98	2:37.013	5
10	37	R4	Nigel KEMP	Kawasaki -	5	13:30.630	1:50.776	0.759	65.92	2:38.252	5
11	134	R4	Debbie PETTET	Kawasaki - Chris Pettet	4	11:41.183	1 Lap	1 Lap	60.97	2:53.231	4

CLASS : RMT

POS	NO	CL	NAME	ENTRY	LAPS	TIME	GAP	DIFF	MPH	BEST	ON
1	68	RMT	Thomas EUSTACE	Suzuki - More moto	5	11:43.798			75.93	2:11.411	3
2	444	RMT	Mark WILLIAMS	Suzuki - Verifone Media	5	12:12.860	33.006	4.459	72.92	2:16.232	5
3	43	RMT	Harrison DAY	Suzuki -	5	12:14.804	34.950	1.944	72.72	2:16.927	5
4	97	RMT	Jake PACKHAM	Suzuki -	5	12:22.315	42.461	6.277	71.99	2:17.422	5
5	22	RMT	Darren DOWDS	Suzuki - IRP decals	5	12:27.663	47.809	5.348	71.47	2:19.154	5
6	140	RMT	Daniel SALES	Suzuki -	5	12:28.804	48.950	1.141	71.36	2:19.739	5
7	34	RMT	Andrew JOHNSON	Suzuki -	5	12:35.260	55.406	6.456	70.75	2:20.690	2
8	93	RMT	Jack WALLIS	Suzuki -	5	12:35.425	55.571	0.165	70.74	2:19.830	4
9	192	RMT	Daniel MOFFA	Suzuki - Forest Stump	5	12:44.074	1:04.220	0.209	69.94	2:21.034	5
10	69	RMT	Danny HUSKINSON	Suzuki - art of racing	5	12:47.499	1:07.645	3.425	69.62	2:23.587	5
11	41	RMT	Ian TURNER	Suzuki - Mong Motorsport	5	12:47.658	1:07.804	0.159	69.61	2:22.409	5
12	32	RMT	Chris THAY	Suzuki - Scell-it uk	5	12:48.865	1:09.011	1.207	69.50	2:19.646	5
13	38	RMT	Bob COUCHMAN	Suzuki -	5	12:49.806	1:09.952	0.941	69.42	2:22.250	5
14	44	RMT	Peter DAVIES	Suzuki -	5	13:08.666	1:28.812	18.860	67.76	2:26.375	5
15	88	RMT	Peter RANDALL	Suzuki -	5	13:08.690	1:28.836	0.024	67.75	2:27.447	5
16	15	RMT	Stephen JONES	Suzuki - MW Solicitors	5	13:15.217	1:35.363	6.527	67.20	2:27.759	5
17	26	RMT	Steven DOLAN	Suzuki -	4	11:49.568	1 Lap	8.385	60.25	2:42.496	4
18	31	RMT	Kelvin EVENDEN	Suzuki - Glosrose Group	4	11:57.332	1 Lap	7.764	59.59	2:46.183	2
19	66	RMT	Mark SMITH	Suzuki - Nick & Jade	4	12:40.123	1 Lap	42.791	56.24	2:58.867	3
DNF	138	RMT	Alex BERRY	Suzuki - The Great Frog	3	7:53.761	2 Laps	1 Lap	67.68	2:21.876	3

FASTEST LAP

68	RMT	Thomas EUSTACE	Suzuki - More moto	3	2:11.411	81.33 mph	130.89 kph
25	R4	Matty WHELAN	Yamaha - Blueline Taxis Barnsley	5	2:17.723	77.60 mph	124.89 kph

Class R4 - 90% of race speed - 68.71mph

Class RMT - 90% of race speed - 68.33mph

Snetterton 300

Circuit Length = 2.9689 miles

Start: 17:12 Flag 17:24 End: 17:26

Weather / Track : Cloudy / Dry

These results are provisional until the conclusion of any judicial and technical matters.

Clerk Of Course :	Timekeeper :
-------------------	--------------

Results can be found at www.tsl-timing.com

Printed - 17:29 Saturday, 25 April 2015



BMCRC - MRO Championships 2015 - Rnd 2 @ Snetterton 300

BMCRC Rookie Minitwins & EDlasia Rookie 400

RACE 17 - LAP CHART

LAP 1 @ 17:14:59.003			LAP 2 @ 17:17:18.103			LAP 3 @ 17:19:36.315			LAP 4 @ 17:21:56.150			LAP 5 @ 17:24:13.873		
NO	BEHIND	LAP TIME	NO	BEHIND	LAP TIME	NO	BEHIND	LAP TIME	NO	BEHIND	LAP TIME	NO	BEHIND	LAP TIME
23		2:24.984	23		2:19.100	23		2:18.212	25		2:19.711	25		2:17.723
25	0.329	2:25.313	25	0.133	2:18.904	25	0.124	2:18.203	23	0.136	2:19.971	134	1 Lap	2:53.231
81	3.899	2:28.883	81	7.408	2:22.609	81	12.450	2:23.254	68	9.588	2:11.856	23	1.589	2:19.176
55	6.896	2:31.880	55	14.230	2:26.434	68	17.567	2:11.411	81	15.783	2:23.168	68	3.944	2:12.079
83	9.092	2:34.076	83	16.343	2:26.351	55	19.461	2:23.443	66	1 Lap	2:58.867	26	1 Lap	2:42.496
57	12.626	2:37.610	68	24.368	2:11.958	83	23.763	2:25.632	55	24.140	2:24.514	31	1 Lap	2:47.613
123	16.864	2:41.848	57	24.621	2:31.095	444	36.615	2:17.555	83	30.064	2:26.136	81	21.852	2:23.792
80	22.279	2:47.263	123	36.996	2:39.232	43	37.946	2:18.837	444	34.497	2:17.717	55	28.547	2:22.130
104	23.547	2:48.531	444	37.272	2:19.227	57	39.895	2:33.486	43	35.746	2:17.635	444	33.006	2:16.232
37	25.000	2:49.984	43	37.321	2:18.387	97	44.953	2:20.566	97	42.762	2:17.644	43	34.950	2:16.927
68	31.510	2:56.494	22	42.425	2:22.103	22	45.993	2:21.780	22	46.378	2:20.220	83	36.184	2:23.843
134	34.353	2:59.337	97	42.599	2:21.357	140	46.730	2:21.644	140	46.934	2:20.039	97	42.461	2:17.422
444	37.145	3:02.129	34	42.745	2:20.690	34	48.929	2:24.396	57	50.541	2:30.481	22	47.809	2:19.154
43	38.034	3:03.018	140	43.298	2:21.813	138	51.465	2:21.876	34	50.913	2:21.819	140	48.950	2:19.739
22	39.422	3:04.406	80	43.599	2:40.420	93	52.831	2:22.540	93	52.826	2:19.830	34	55.406	2:22.216
97	40.342	3:05.326	104	46.477	2:42.030	69	57.692	2:25.782	192	1:00.909	2:22.218	93	55.571	2:20.468
140	40.585	3:05.569	138	47.801	2:22.750	192	58.526	2:24.636	69	1:01.781	2:23.924	66	1 Lap	2:58.884
34	41.155	3:06.139	37	48.061	2:42.161	41	58.680	2:26.573	41	1:03.118	2:24.273	57	1:04.011	2:31.193
138	44.151	3:09.135	93	48.503	2:22.430	123	58.902	2:40.118	38	1:05.425	2:25.925	192	1:04.220	2:21.034
69	44.794	3:09.778	69	50.122	2:24.428	38	59.335	2:26.051	32	1:07.088	2:23.341	69	1:07.645	2:23.587
93	45.173	3:10.157	41	50.319	2:23.616	32	1:03.582	2:26.956	123	1:18.992	2:39.925	41	1:07.804	2:22.409
41	45.803	3:10.787	38	51.496	2:24.122	80	1:06.802	2:41.415	88	1:19.112	2:28.623	32	1:09.011	2:19.646
38	46.474	3:11.458	192	52.102	2:22.875	37	1:09.500	2:39.651	44	1:20.160	2:28.322	38	1:09.952	2:22.250
32	48.283	3:13.267	32	54.838	2:25.655	104	1:09.853	2:41.588	15	1:25.327	2:31.471	44	1:28.812	2:26.375
192	48.327	3:13.311	88	58.590	2:27.817	88	1:10.324	2:29.946	80	1:29.905	2:42.938	88	1:28.836	2:27.447
88	49.873	3:14.857	44	1:00.595	2:28.844	44	1:11.673	2:29.290	37	1:30.247	2:40.582	15	1:35.363	2:27.759
44	50.851	3:15.835	15	1:03.922	2:29.938	15	1:13.691	2:27.981	104	1:30.727	2:40.709	123	1:39.761	2:38.492
15	53.084	3:18.068	134	1:09.188	2:53.935	134	1:45.656	2:54.680				80	1:49.703	2:37.521
31	1:08.169	3:33.153	31	1:35.252	2:46.183	26	2:04.776	2:43.439				104	1:50.017	2:37.013
26	1:10.337	3:35.321	26	1:39.549	2:48.312	31	2:07.423	2:50.383				37	1:50.776	2:38.252
66	1:16.008	3:40.992	66	1:58.288	3:01.380									

Weather / Track : Cloudy / Dry

Snetterton 300

Circuit Length = 2.9689 miles

Start: 17:12 Flag 17:24 End: 17:26

Results can be found at www.tsl-timing.com

Printed - 17:30 Saturday, 25 April 2015

BMCRC - MRO Championships 2015 - Rnd 2 @ Snetterton 300

BMCRC Rookie Minitwins & EDIasia Rookie 400

RACE 17 - SECTOR ANALYSIS

SECTOR 1 = FL to I1, SECTOR 2 = I1 to I2, SECTOR 3 = I2 to FL, DIFF = Difference To Personal Best Lap

P1 25 R4		Matty WHELAN		Yamaha - Blueline Taxis Barnsley		
IDEAL LAP TIME : 2:17.548		BEST LAP TIME : 2:17.723		DIFFERENCE : 0.175		
LAP	SECTOR 1	SECTOR 2	LAP TIME	MPH	DIFF	TIME OF DAY
1 -		47.164	2:25.313	73.55	7.590	17:14:59.332
2 -	1:31.921	46.983	2:18.904 (3)	76.94	1.181	17:17:18.236
3 -	1:31.496	46.707	2:18.203 (2)	77.33	0.480	17:19:36.439
4 -	1:33.222	46.489	2:19.711	76.50	1.988	17:21:56.150
5 -	1:31.671	46.052	2:17.723 (1)	77.60		17:24:13.873

P2 23 R4		Tham EVANS		Honda -		
IDEAL LAP TIME : 2:18.212		BEST LAP TIME : 2:18.212		DIFFERENCE : 0.000		
LAP	SECTOR 1	SECTOR 2	LAP TIME	MPH	DIFF	TIME OF DAY
1 -		47.137	2:24.984	73.71	6.772	17:14:59.003
2 -	1:31.537	47.563	2:19.100 (2)	76.83	0.888	17:17:18.103
3 -	1:31.416	46.796	2:18.212 (1)	77.33		17:19:36.315
4 -	1:33.096	46.875	2:19.971	76.35	1.759	17:21:56.286
5 -	1:32.356	46.820	2:19.176 (3)	76.79	0.964	17:24:15.462

P3 68 RMT		Thomas EUSTACE		Suzuki - More moto		
IDEAL LAP TIME : 2:11.348		BEST LAP TIME : 2:11.411		DIFFERENCE : 0.063		
LAP	SECTOR 1	SECTOR 2	LAP TIME	MPH	DIFF	TIME OF DAY
1 -		43.939	2:56.494	60.55	45.083	17:15:30.513
2 -	1:28.026	43.932	2:11.958 (3)	80.99	0.547	17:17:42.471
3 -	1:27.653	43.758	2:11.411 (1)	81.33		17:19:53.882
4 -	1:27.829	44.027	2:11.856 (2)	81.05	0.445	17:22:05.738
5 -	1:28.384	43.695	2:12.079	80.92	0.668	17:24:17.817

P4 81 R4		Scott GRANT		Yamaha -		
IDEAL LAP TIME : 2:22.374		BEST LAP TIME : 2:22.609		DIFFERENCE : 0.235		
LAP	SECTOR 1	SECTOR 2	LAP TIME	MPH	DIFF	TIME OF DAY
1 -		48.170	2:28.883	71.78	6.274	17:15:02.902
2 -	1:34.639	47.970	2:22.609 (1)	74.94		17:17:25.511
3 -	1:35.519	47.735	2:23.254 (3)	74.60	0.645	17:19:48.765
4 -	1:34.770	48.398	2:23.168 (2)	74.65	0.559	17:22:11.933
5 -	1:35.194	48.598	2:23.792	74.33	1.183	17:24:35.725

P5 55 R4		Nick COOPER		Aprilia - Skint Racing		
IDEAL LAP TIME : 2:21.894		BEST LAP TIME : 2:22.130		DIFFERENCE : 0.236		
LAP	SECTOR 1	SECTOR 2	LAP TIME	MPH	DIFF	TIME OF DAY
1 -		49.275	2:31.880	70.37	9.750	17:15:05.899
2 -	1:35.218	51.216	2:26.434	72.98	4.304	17:17:32.333
3 -	1:35.278	48.165	2:23.443 (2)	74.51	1.313	17:19:55.776
4 -	1:34.759	49.755	2:24.514 (3)	73.95	2.384	17:22:20.290
5 -	1:33.729	48.401	2:22.130 (1)	75.19		17:24:42.420

P6 444 RMT		Mark WILLIAMS		Suzuki - Verifone Media		
IDEAL LAP TIME : 2:16.232		BEST LAP TIME : 2:16.232		DIFFERENCE : 0.000		
LAP	SECTOR 1	SECTOR 2	LAP TIME	MPH	DIFF	TIME OF DAY
1 -		46.269	3:02.129	58.68	45.897	17:15:36.148
2 -	1:32.163	47.064	2:19.227	76.76	2.995	17:17:55.375
3 -	1:31.014	46.541	2:17.555 (2)	77.70	1.323	17:20:12.930
4 -	1:31.722	45.995	2:17.717 (3)	77.60	1.485	17:22:30.647
5 -	1:30.816	45.416	2:16.232 (1)	78.45		17:24:46.879

P7 43 RMT		Harrison DAY		Suzuki -		
IDEAL LAP TIME : 2:16.569		BEST LAP TIME : 2:16.927		DIFFERENCE : 0.358		
LAP	SECTOR 1	SECTOR 2	LAP TIME	MPH	DIFF	TIME OF DAY

Weather / Track : Cloudy / Dry

Snetterton 300
Circuit Length = 2.9689 miles
Start: 17:12 Flag 17:24 End: 17:26

BMCRC - MRO Championships 2015 - Rnd 2 @ Snetterton 300

BMCRC Rookie Minitwins & EDIasia Rookie 400

RACE 17 - SECTOR ANALYSIS

SECTOR 1 = FL to I1, SECTOR 2 = I1 to I2, SECTOR 3 = I2 to FL, DIFF = Difference To Personal Best Lap

1 -		46.248		3:03.018	58.39	46.091	17:15:37.037
2 -	1:31.882	46.505		2:18.387 (3)	77.23	1.460	17:17:55.424
3 -	1:31.816	47.021		2:18.837	76.98	1.910	17:20:14.261
4 -	1:31.053	46.582		2:17.635 (2)	77.65	0.708	17:22:31.896
5 -	1:30.321	46.606		2:16.927 (1)	78.05		17:24:48.823

P8 83 R4 Pete GIBSON		Aprilia -					
IDEAL LAP TIME : 2:23.843		BEST LAP TIME : 2:23.843		DIFFERENCE : 0.000			
LAP	SECTOR 1	SECTOR 2	LAP TIME	MPH	DIFF	TIME OF DAY	
1 -		49.275	2:34.076	69.36	10.233	17:15:08.095	
2 -	1:37.370	48.981	2:26.351	73.03	2.508	17:17:34.446	
3 -	1:36.706	48.926	2:25.632 (2)	73.39	1.789	17:20:00.078	
4 -	1:36.757	49.379	2:26.136 (3)	73.13	2.293	17:22:26.214	
5 -	1:34.993	48.850	2:23.843 (1)	74.30		17:24:50.057	

P9 97 RMT Jake PACKHAM		Suzuki -					
IDEAL LAP TIME : 2:16.443		BEST LAP TIME : 2:17.422		DIFFERENCE : 0.979			
LAP	SECTOR 1	SECTOR 2	LAP TIME	MPH	DIFF	TIME OF DAY	
1 -		47.650	3:05.326	57.67	47.904	17:15:39.345	
2 -	1:32.557	48.800	2:21.357	75.61	3.935	17:18:00.702	
3 -	1:34.449	46.117	2:20.566 (3)	76.03	3.144	17:20:21.268	
4 -	1:30.326	47.318	2:17.644 (2)	77.65	0.222	17:22:38.912	
5 -	1:30.815	46.607	2:17.422 (1)	77.77		17:24:56.334	

P10 22 RMT Darren DOWDS		Suzuki - IRP decals					
IDEAL LAP TIME : 2:19.100		BEST LAP TIME : 2:19.154		DIFFERENCE : 0.054			
LAP	SECTOR 1	SECTOR 2	LAP TIME	MPH	DIFF	TIME OF DAY	
1 -		46.920	3:04.406	57.95	45.252	17:15:38.425	
2 -	1:33.234	48.869	2:22.103	75.21	2.949	17:18:00.528	
3 -	1:34.520	47.260	2:21.780 (3)	75.38	2.626	17:20:22.308	
4 -	1:33.203	47.017	2:20.220 (2)	76.22	1.066	17:22:42.528	
5 -	1:32.180	46.974	2:19.154 (1)	76.80		17:25:01.682	

P11 140 RMT Daniel SALES		Suzuki -					
IDEAL LAP TIME : 2:19.537		BEST LAP TIME : 2:19.739		DIFFERENCE : 0.202			
LAP	SECTOR 1	SECTOR 2	LAP TIME	MPH	DIFF	TIME OF DAY	
1 -		47.323	3:05.569	57.59	45.830	17:15:39.588	
2 -	1:33.158	48.655	2:21.813	75.36	2.074	17:18:01.401	
3 -	1:34.401	47.243	2:21.644 (3)	75.45	1.905	17:20:23.045	
4 -	1:32.718	47.321	2:20.039 (2)	76.32	0.300	17:22:43.084	
5 -	1:32.294	47.445	2:19.739 (1)	76.48		17:25:02.823	

P12 34 RMT Andrew JOHNSON		Suzuki -					
IDEAL LAP TIME : 2:18.480		BEST LAP TIME : 2:20.690		DIFFERENCE : 2.210			
LAP	SECTOR 1	SECTOR 2	LAP TIME	MPH	DIFF	TIME OF DAY	
1 -		46.456	3:06.139	57.41	45.449	17:15:40.158	
2 -	1:32.024	48.666	2:20.690 (1)	75.96		17:18:00.848	
3 -	1:36.415	47.981	2:24.396	74.01	3.706	17:20:25.244	
4 -	1:33.736	48.083	2:21.819 (2)	75.36	1.129	17:22:47.063	
5 -	1:34.450	47.766	2:22.216 (3)	75.15	1.526	17:25:09.279	

P13 93 RMT Jack WALLIS		Suzuki -					
IDEAL LAP TIME : 2:19.800		BEST LAP TIME : 2:19.830		DIFFERENCE : 0.030			
LAP	SECTOR 1	SECTOR 2	LAP TIME	MPH	DIFF	TIME OF DAY	
1 -		47.409	3:10.157	56.20	50.327	17:15:44.176	
2 -	1:35.577	46.853	2:22.430 (3)	75.04	2.600	17:18:06.606	
3 -	1:35.625	46.915	2:22.540	74.98	2.710	17:20:29.146	
4 -	1:32.947	46.883	2:19.830 (1)	76.43		17:22:48.976	

Weather / Track : Cloudy / Dry

Snetterton 300
Circuit Length = 2.9689 miles
Start: 17:12 Flag 17:24 End: 17:26

BMCRC - MRO Championships 2015 - Rnd 2 @ Snetterton 300

BMCRC Rookie Minitwins & EDIasia Rookie 400

RACE 17 - SECTOR ANALYSIS

SECTOR 1 = FL to I1, SECTOR 2 = I1 to I2, SECTOR 3 = I2 to FL, DIFF = Difference To Personal Best Lap

5 - 1:33.598 46.870 2:20.468 (2) 76.08 0.638 17:25:09.444

P14 57 R4 Paul FISHER		Kawasaki -				
IDEAL LAP TIME : 2:30.211		BEST LAP TIME : 2:30.481		DIFFERENCE : 0.270		
LAP	SECTOR 1	SECTOR 2	LAP TIME	MPH	DIFF	TIME OF DAY
1 -		51.122	2:37.610	67.81	7.129	17:15:11.629
2 -	1:39.326	51.769	2:31.095 (2)	70.73	0.614	17:17:42.724
3 -	1:42.057	51.429	2:33.486	69.63	3.005	17:20:16.210
4 -	1:39.596	50.885	2:30.481 (1)	71.02		17:22:46.691
5 -	1:39.441	51.752	2:31.193 (3)	70.69	0.712	17:25:17.884

P15 192 RMT Daniel MOFFA		Suzuki - Forest Stump				
IDEAL LAP TIME : 2:21.034		BEST LAP TIME : 2:21.034		DIFFERENCE : 0.000		
LAP	SECTOR 1	SECTOR 2	LAP TIME	MPH	DIFF	TIME OF DAY
1 -		48.196	3:13.311	55.28	52.277	17:15:47.330
2 -	1:34.919	47.956	2:22.875 (3)	74.80	1.841	17:18:10.205
3 -	1:36.921	47.715	2:24.636	73.89	3.602	17:20:34.841
4 -	1:34.563	47.655	2:22.218 (2)	75.15	1.184	17:22:57.059
5 -	1:33.856	47.178	2:21.034 (1)	75.78		17:25:18.093

P16 69 RMT Danny HUSKINSON		Suzuki - art of racing				
IDEAL LAP TIME : 2:23.513		BEST LAP TIME : 2:23.587		DIFFERENCE : 0.074		
LAP	SECTOR 1	SECTOR 2	LAP TIME	MPH	DIFF	TIME OF DAY
1 -		48.577	3:09.778	56.31	46.191	17:15:43.797
2 -	1:35.794	48.634	2:24.428 (3)	74.00	0.841	17:18:08.225
3 -	1:36.837	48.945	2:25.782	73.31	2.195	17:20:34.007
4 -	1:35.385	48.539	2:23.924 (2)	74.26	0.337	17:22:57.931
5 -	1:35.459	48.128	2:23.587 (1)	74.43		17:25:21.518

P17 41 RMT Ian TURNER		Suzuki - Mong Motorsport				
IDEAL LAP TIME : 2:22.409		BEST LAP TIME : 2:22.409		DIFFERENCE : 0.000		
LAP	SECTOR 1	SECTOR 2	LAP TIME	MPH	DIFF	TIME OF DAY
1 -		48.484	3:10.787	56.02	48.378	17:15:44.806
2 -	1:35.011	48.605	2:23.616 (2)	74.42	1.207	17:18:08.422
3 -	1:37.273	49.300	2:26.573	72.91	4.164	17:20:34.995
4 -	1:35.510	48.763	2:24.273 (3)	74.08	1.864	17:22:59.268
5 -	1:34.339	48.070	2:22.409 (1)	75.05		17:25:21.677

P18 32 RMT Chris THAY		Suzuki - Scell-it uk				
IDEAL LAP TIME : 2:19.646		BEST LAP TIME : 2:19.646		DIFFERENCE : 0.000		
LAP	SECTOR 1	SECTOR 2	LAP TIME	MPH	DIFF	TIME OF DAY
1 -		48.851	3:13.267	55.30	53.621	17:15:47.286
2 -	1:36.614	49.041	2:25.655 (3)	73.37	6.009	17:18:12.941
3 -	1:37.390	49.566	2:26.956	72.72	7.310	17:20:39.897
4 -	1:35.583	47.758	2:23.341 (2)	74.56	3.695	17:23:03.238
5 -	1:32.940	46.706	2:19.646 (1)	76.53		17:25:22.884

P19 38 RMT Bob COUCHMAN		Suzuki -				
IDEAL LAP TIME : 2:21.996		BEST LAP TIME : 2:22.250		DIFFERENCE : 0.254		
LAP	SECTOR 1	SECTOR 2	LAP TIME	MPH	DIFF	TIME OF DAY
1 -		47.796	3:11.458	55.82	49.208	17:15:45.477
2 -	1:36.022	48.100	2:24.122 (2)	74.15	1.872	17:18:09.599
3 -	1:37.726	48.325	2:26.051	73.18	3.801	17:20:35.650
4 -	1:36.951	48.974	2:25.925 (3)	73.24	3.675	17:23:01.575
5 -	1:34.200	48.050	2:22.250 (1)	75.13		17:25:23.825

Weather / Track : Cloudy / Dry

Snetterton 300

Circuit Length = 2.9689 miles

Start: 17:12 Flag 17:24 End: 17:26

BMCRC - MRO Championships 2015 - Rnd 2 @ Snetterton 300

BMCRC Rookie Minitwins & EDIasia Rookie 400

RACE 17 - SECTOR ANALYSIS

SECTOR 1 = FL to I1, SECTOR 2 = I1 to I2, SECTOR 3 = I2 to FL, DIFF = Difference To Personal Best Lap

P20 44 RMT Peter DAVIES		Suzuki -				
IDEAL LAP TIME : 2:25.154		BEST LAP TIME : 2:26.375		DIFFERENCE : 1.221		
LAP	SECTOR 1	SECTOR 2	LAP TIME	MPH	DIFF	TIME OF DAY
1 -		49.249	3:15.835	54.57	49.460	17:15:49.854
2 -	1:38.581	50.263	2:28.844 (3)	71.80	2.469	17:18:18.698
3 -	1:39.577	49.713	2:29.290	71.59	2.915	17:20:47.988
4 -	1:40.076	48.246	2:28.322 (2)	72.05	1.947	17:23:16.310
5 -	1:36.908	49.467	2:26.375 (1)	73.01		17:25:42.685

P21 88 RMT Peter RANDALL		Suzuki -				
IDEAL LAP TIME : 2:27.078		BEST LAP TIME : 2:27.447		DIFFERENCE : 0.369		
LAP	SECTOR 1	SECTOR 2	LAP TIME	MPH	DIFF	TIME OF DAY
1 -		49.605	3:14.857	54.85	47.410	17:15:48.876
2 -	1:38.082	49.735	2:27.817 (2)	72.30	0.370	17:18:16.693
3 -	1:39.346	50.600	2:29.946	71.27	2.499	17:20:46.639
4 -	1:38.554	50.069	2:28.623 (3)	71.91	1.176	17:23:15.262
5 -	1:37.473	49.974	2:27.447 (1)	72.48		17:25:42.709

P22 15 RMT Stephen JONES		Suzuki - MW Solicitors				
IDEAL LAP TIME : 2:27.759		BEST LAP TIME : 2:27.759		DIFFERENCE : 0.000		
LAP	SECTOR 1	SECTOR 2	LAP TIME	MPH	DIFF	TIME OF DAY
1 -		50.848	3:18.068	53.96	50.309	17:15:52.087
2 -	1:39.508	50.430	2:29.938 (3)	71.28	2.179	17:18:22.025
3 -	1:38.425	49.556	2:27.981 (2)	72.22	0.222	17:20:50.006
4 -	1:41.577	49.894	2:31.471	70.56	3.712	17:23:21.477
5 -	1:38.303	49.456	2:27.759 (1)	72.33		17:25:49.236

P23 123 R4 Heather BELCHER		Kawasaki -				
IDEAL LAP TIME : 2:38.007		BEST LAP TIME : 2:38.492		DIFFERENCE : 0.485		
LAP	SECTOR 1	SECTOR 2	LAP TIME	MPH	DIFF	TIME OF DAY
1 -		52.931	2:41.848	66.03	3.356	17:15:15.867
2 -	1:45.373	53.859	2:39.232 (2)	67.12	0.740	17:17:55.099
3 -	1:46.423	53.695	2:40.118	66.75	1.626	17:20:35.217
4 -	1:46.419	53.506	2:39.925 (3)	66.83	1.433	17:23:15.142
5 -	1:45.076	53.416	2:38.492 (1)	67.43		17:25:53.634

P24 80 R4 Scott ALLOTT		Suzuki -				
IDEAL LAP TIME : 2:37.521		BEST LAP TIME : 2:37.521		DIFFERENCE : 0.000		
LAP	SECTOR 1	SECTOR 2	LAP TIME	MPH	DIFF	TIME OF DAY
1 -		55.244	2:47.263	63.89	9.742	17:15:21.282
2 -	1:46.750	53.670	2:40.420 (2)	66.62	2.899	17:18:01.702
3 -	1:46.513	54.902	2:41.415 (3)	66.21	3.894	17:20:43.117
4 -	1:48.688	54.250	2:42.938	65.59	5.417	17:23:26.055
5 -	1:45.551	51.970	2:37.521 (1)	67.85		17:26:03.576

P25 104 R4 David OGDEN		Yamaha -				
IDEAL LAP TIME : 2:37.013		BEST LAP TIME : 2:37.013		DIFFERENCE : 0.000		
LAP	SECTOR 1	SECTOR 2	LAP TIME	MPH	DIFF	TIME OF DAY
1 -		55.023	2:48.531	63.41	11.518	17:15:22.550
2 -	1:47.375	54.655	2:42.030	65.96	5.017	17:18:04.580
3 -	1:47.018	54.570	2:41.588 (3)	66.14	4.575	17:20:46.168
4 -	1:46.902	53.807	2:40.709 (2)	66.50	3.696	17:23:26.877
5 -	1:44.300	52.713	2:37.013 (1)	68.07		17:26:03.890

P26 37 R4 Nigel KEMP		Kawasaki -				
IDEAL LAP TIME : 2:38.252		BEST LAP TIME : 2:38.252		DIFFERENCE : 0.000		
LAP	SECTOR 1	SECTOR 2	LAP TIME	MPH	DIFF	TIME OF DAY

Weather / Track : Cloudy / Dry

Snetterton 300
Circuit Length = 2.9689 miles
Start: 17:12 Flag 17:24 End: 17:26

BMCRC - MRO Championships 2015 - Rnd 2 @ Snetterton 300

BMCRC Rookie Minitwins & EDIasia Rookie 400

RACE 17 - SECTOR ANALYSIS

SECTOR 1 = FL to I1, SECTOR 2 = I1 to I2, SECTOR 3 = I2 to FL, DIFF = Difference To Personal Best Lap

1 -		54.643	2:49.984	62.87	11.732	17:15:24.003
2 -	1:48.166	53.995	2:42.161	65.91	3.909	17:18:06.164
3 -	1:46.546	53.105	2:39.651 (2)	66.94	1.399	17:20:45.815
4 -	1:47.058	53.524	2:40.582 (3)	66.55	2.330	17:23:26.397
5 -	1:45.489	52.763	2:38.252 (1)	67.53		17:26:04.649

P27 134 R4	Debbie PETTET	Kawasaki - Chris Pettet				
IDEAL LAP TIME : 2:52.688	BEST LAP TIME : 2:53.231	DIFFERENCE : 0.543				
LAP	SECTOR 1	SECTOR 2	LAP TIME	MPH	DIFF	TIME OF DAY
1 -		57.833	2:59.337	59.59	6.106	17:15:33.356
2 -	1:56.577	57.358	2:53.935 (2)	61.44	0.704	17:18:27.291
3 -	1:56.819	57.861	2:54.680 (3)	61.18	1.449	17:21:21.971
4 -	1:55.330	57.901	2:53.231 (1)	61.69		17:24:15.202

P28 26 RMT	Steven DOLAN	Suzuki -				
IDEAL LAP TIME : 2:42.496	BEST LAP TIME : 2:42.496	DIFFERENCE : 0.000				
LAP	SECTOR 1	SECTOR 2	LAP TIME	MPH	DIFF	TIME OF DAY
1 -		56.772	3:35.321	49.63	52.825	17:16:09.340
2 -	1:50.954	57.358	2:48.312 (3)	63.50	5.816	17:18:57.652
3 -	1:48.229	55.210	2:43.439 (2)	65.39	0.943	17:21:41.091
4 -	1:47.782	54.714	2:42.496 (1)	65.77		17:24:23.587

P29 31 RMT	Kelvin EVENDEN	Suzuki - Glosrose Group				
IDEAL LAP TIME : 2:45.727	BEST LAP TIME : 2:46.183	DIFFERENCE : 0.456				
LAP	SECTOR 1	SECTOR 2	LAP TIME	MPH	DIFF	TIME OF DAY
1 -		56.812	3:33.153	50.14	46.970	17:16:07.172
2 -	1:48.915	57.268	2:46.183 (1)	64.31		17:18:53.355
3 -	1:52.922	57.461	2:50.383 (3)	62.72	4.200	17:21:43.738
4 -	1:49.905	57.708	2:47.613 (2)	63.76	1.430	17:24:31.351

P30 66 RMT	Mark SMITH	Suzuki - Nick & Jade				
IDEAL LAP TIME : 2:58.392	BEST LAP TIME : 2:58.867	DIFFERENCE : 0.475				
LAP	SECTOR 1	SECTOR 2	LAP TIME	MPH	DIFF	TIME OF DAY
1 -		1:00.672	3:40.992	48.36	42.125	17:16:15.011
2 -	2:00.672	1:00.708	3:01.380 (3)	58.92	2.513	17:19:16.391
3 -	1:59.510	59.357	2:58.867 (1)	59.75		17:22:15.258
4 -	1:59.035	59.849	2:58.884 (2)	59.74	0.017	17:25:14.142

P31 138 RMT	Alex BERRY	Suzuki - The Great Frog				
IDEAL LAP TIME : 2:21.388	BEST LAP TIME : 2:21.876	DIFFERENCE : 0.488				
LAP	SECTOR 1	SECTOR 2	LAP TIME	MPH	DIFF	TIME OF DAY
1 -		47.778	3:09.135 (3)	56.51	47.259	17:15:43.154
2 -	1:33.999	48.751	2:22.750 (2)	74.87	0.874	17:18:05.904
3 -	1:34.487	47.389	2:21.876 (1)	75.33		17:20:27.780

BMCRC - MRO Championships 2015 - Rnd 2 @ Snetterton 300

BMCRC Rookie Minitwins & EDIasia Rookie 400

RACE 17 - BEST SECTORS

SECTOR 1			SECTOR 2			IDEAL / BEST COMPARISON						
POS	NO	NAME	TIME	NO	NAME	TIME	POS	NO	NAME	IDEAL	BEST	DIFF
									PERFECT LAP	2:11.348		
1	68	EUSTACE	1:27.653	68	EUSTACE	43.695	1	68	EUSTACE	2:11.348	2:11.411	0.063
2	43	DAY	1:30.321	444	WILLIAMS	45.416	2	444	WILLIAMS	2:16.232	2:16.232	0.000
3	97	PACKHAM	1:30.326	25	WHELAN	46.052	3	97	PACKHAM	2:16.443	2:17.422	0.979
4	444	WILLIAMS	1:30.816	97	PACKHAM	46.117	4	43	DAY	2:16.569	2:16.927	0.358
5	23	EVANS	1:31.416	43	DAY	46.248	5	25	WHELAN	2:17.548	2:17.723	0.175
6	25	WHELAN	1:31.496	34	JOHNSON	46.456	6	23	EVANS	2:18.212	2:18.212	0.000
7	34	JOHNSON	1:32.024	32	THAY	46.706	7	34	JOHNSON	2:18.480	2:20.690	2.210
8	22	DOWDS	1:32.180	23	EVANS	46.796	8	22	DOWDS	2:19.100	2:19.154	0.054
9	140	SALES	1:32.294	93	WALLIS	46.853	9	140	SALES	2:19.537	2:19.739	0.202
10	32	THAY	1:32.940	22	DOWDS	46.920	10	32	THAY	2:19.646	2:19.646	0.000
11	93	WALLIS	1:32.947	192	MOFFA	47.178	11	93	WALLIS	2:19.800	2:19.830	0.030
12	55	COOPER	1:33.729	140	SALES	47.243	12	192	MOFFA	2:21.034	2:21.034	0.000
13	192	MOFFA	1:33.856	138	BERRY	47.389	13	138	BERRY	2:21.388	2:21.876	0.488
14	138	BERRY	1:33.999	81	GRANT	47.735	14	55	COOPER	2:21.894	2:22.130	0.236
15	38	COUCHMAN	1:34.200	38	COUCHMAN	47.796	15	38	COUCHMAN	2:21.996	2:22.250	0.254
16	41	TURNER	1:34.339	41	TURNER	48.070	16	81	GRANT	2:22.374	2:22.609	0.235
17	81	GRANT	1:34.639	69	HUSKINSON	48.128	17	41	TURNER	2:22.409	2:22.409	0.000
18	83	GIBSON	1:34.993	55	COOPER	48.165	18	69	HUSKINSON	2:23.513	2:23.587	0.074
19	69	HUSKINSON	1:35.385	44	DAVIES	48.246	19	83	GIBSON	2:23.843	2:23.843	0.000
20	44	DAVIES	1:36.908	83	GIBSON	48.850	20	44	DAVIES	2:25.154	2:26.375	1.221
21	88	RANDALL	1:37.473	15	JONES	49.456	21	88	RANDALL	2:27.078	2:27.447	0.369
22	15	JONES	1:38.303	88	RANDALL	49.605	22	15	JONES	2:27.759	2:27.759	0.000
23	57	FISHER	1:39.326	57	FISHER	50.885	23	57	FISHER	2:30.211	2:30.481	0.270
24	104	OGDEN	1:44.300	80	ALLOTT	51.970	24	104	OGDEN	2:37.013	2:37.013	0.000
25	123	BELCHER	1:45.076	104	OGDEN	52.713	25	80	ALLOTT	2:37.521	2:37.521	0.000
26	37	KEMP	1:45.489	37	KEMP	52.763	26	123	BELCHER	2:38.007	2:38.492	0.485
27	80	ALLOTT	1:45.551	123	BELCHER	52.931	27	37	KEMP	2:38.252	2:38.252	0.000
28	26	DOLAN	1:47.782	26	DOLAN	54.714	28	26	DOLAN	2:42.496	2:42.496	0.000
29	31	EVENDEN	1:48.915	31	EVENDEN	56.812	29	31	EVENDEN	2:45.727	2:46.183	0.456
30	134	PETTET	1:55.330	134	PETTET	57.358	30	134	PETTET	2:52.688	2:53.231	0.543
31	66	SMITH	1:59.035	66	SMITH	59.357	31	66	SMITH	2:58.392	2:58.867	0.475

Weather / Track : Cloudy / Dry

Results can be found at www.tsl-timing.com

Snetterton 300

Circuit Length = 2.9689 miles

Start: 17:12 Flag 17:24 End: 17:26

Printed - 17:29 Saturday, 25 April 2015


BMCRC - MRO Championships 2015 - Rnd 2 @ Snetterton 300

BMCRC Rookie Minitwins & EDIasia Rookie 400

RACE 6 - GRID (6 Laps)



ROW 13				38	15	Stephen JONES	37	138	Alex BERRY			
ROW 12	36	66	Mark SMITH	35	31	Kelvin EVENDEN	34	26	Steven DOLAN			
ROW 11				33	88	Peter RANDALL	32	44	Peter DAVIES	31	38	Bob COUCHMAN
ROW 10	30	32	Chris THAY	29	41	Ian TURNER	28	69	Danny HUSKINSON			
ROW 9				27	192	Daniel MOFFA	26	93	Jack WALLIS	25	34	Andrew JOHNSON
ROW 8	24	140	Daniel SALES	23	22	Darren DOWDS	22	97	Jake PACKHAM			
ROW 7				21	43	Harrison DAY	20	444	Mark WILLIAMS	19	68	Thomas EUSTACE
ROW 6												
ROW 5												
ROW 4	12	2	Lee HUFF	11	134	Debbie PETTET	10	37	Nigel KEMP			
ROW 3				9	104	David OGDEN	8	80	Scott ALLOTT	7	123	Heather BELCHER
ROW 2	6	57	Paul FISHER	5	83	Pete GIBSON	4	55	Nick COOPER			
ROW 1				3	81	Scott GRANT	2	23	Tham EVANS	1	25	Matty WHELAN
												Pole



Snetterton 300
Circuit Length = 2.9689 miles

These results are provisional until the conclusion of any judicial and technical matters.

Clerk Of Course :		Timekeeper :
-------------------	--	--------------

Results can be found at www.tsl-timing.com

Printed - 17:33 Saturday, 25 April 2015



BMCRC - MRO Championships 2015 - Rnd 2 @ Snetterton 300

BMCRC Rookie Minitwins & EDlasia Rookie 400

RACE 6 - CLASSIFICATION



CLASS : R4

POS	NO	CL	NAME	ENTRY	LAPS	TIME	GAP	DIFF	MPH	BEST	ON
1	25	R4	Matty WHELAN	Yamaha - Blueline Taxis Barnsley	5	11:34.987			76.89	2:16.113	4
2	23	R4	Tham EVANS	Honda -	5	11:35.172	0.185	0.185	76.87	2:16.344	4
3	55	R4	Nick COOPER	Aprilia - Skint Racing	5	11:55.623	20.636	20.451	74.67	2:20.923	2
4	81	R4	Scott GRANT	Yamaha -	5	11:55.839	20.852	0.216	74.65	2:20.166	5
5	83	R4	Pete GIBSON	Aprilia -	5	12:04.428	29.441	8.589	73.76	2:23.395	5
6	57	R4	Paul FISHER	Kawasaki -	5	12:37.558	1:02.571	12.326	70.54	2:30.620	5
7	123	R4	Heather BELCHER	Kawasaki -	5	13:05.059	1:30.072	6.735	68.07	2:33.415	5
8	80	R4	Scott ALLOTT	Suzuki -	5	13:07.028	1:32.041	1.830	67.90	2:32.925	5
9	37	R4	Nigel KEMP	Kawasaki -	5	13:37.013	2:02.026	29.985	65.40	2:39.251	5
10	134	R4	Debbie PETTET	Kawasaki - Chris Pettet	5	14:11.876	2:36.889	34.863	62.73	2:45.527	5
DNF	104	R4	David OGDEN	Yamaha -	0						0

CLASS : RMT

POS	NO	CL	NAME	ENTRY	LAPS	TIME	GAP	DIFF	MPH	BEST	ON
1	97	RMT	Jake PACKHAM	Suzuki -	5	12:06.963			73.51	2:14.108	5
2	444	RMT	Mark WILLIAMS	Suzuki - Verifone Media	5	12:07.460	32.473	0.497	73.46	2:16.597	4
3	93	RMT	Jack WALLIS	Suzuki -	5	12:09.308	34.321	1.848	73.27	2:15.394	5
4	43	RMT	Harrison DAY	Suzuki -	5	12:09.690	34.703	0.382	73.23	2:14.807	5
5	34	RMT	Andrew JOHNSON	Suzuki -	5	12:12.499	37.512	2.809	72.95	2:17.087	3
6	32	RMT	Chris THAY	Suzuki - Scell-it uk	5	12:25.015	50.028	12.516	71.73	2:19.422	5
7	22	RMT	Darren DOWDS	Suzuki - IRP decals	5	12:25.232	50.245	0.217	71.70	2:19.274	5
8	41	RMT	Ian TURNER	Suzuki - Mong Motorsport	5	12:46.542	1:11.555	8.984	69.71	2:24.479	4
9	69	RMT	Danny HUSKINSON	Suzuki - art of racing	5	12:48.144	1:13.157	1.602	69.57	2:23.553	5
10	38	RMT	Bob COUCHMAN	Suzuki -	5	12:48.477	1:13.490	0.333	69.54	2:23.704	5
11	44	RMT	Peter DAVIES	Suzuki -	5	12:54.415	1:19.428	5.938	69.00	2:22.951	5
12	15	RMT	Stephen JONES	Suzuki - MW Solicitors	5	12:58.164	1:23.177	3.749	68.67	2:24.485	5
13	138	RMT	Alex BERRY	Suzuki - The Great Frog	5	12:58.324	1:23.337	0.160	68.66	2:21.996	5
14	88	RMT	Peter RANDALL	Suzuki -	5	13:05.198	1:30.211	0.139	68.05	2:27.375	4
15	31	RMT	Kelvin EVENDEN	Suzuki - Glosrose Group	4	11:50.124	1 Lap	1 Lap	60.20	2:44.800	4
16	26	RMT	Steven DOLAN	Suzuki -	4	11:58.514	1 Lap	8.390	59.50	2:43.838	4
DNF	192	RMT	Daniel MOFFA	Suzuki - Forest Stump	1	3:04.550	4 Laps	3 Laps	57.91	3:04.550	1
DNF	68	RMT	Thomas EUSTACE	Suzuki - More moto	0						0
DNF	140	RMT	Daniel SALES	Suzuki -	0						0
DNF	66	RMT	Mark SMITH	Suzuki - Nick & Jade	0						0

FASTEST LAP

97	RMT	Jake PACKHAM	Suzuki -	5	2:14.108	79.69 mph	128.26 kph
25	R4	Matty WHELAN	Yamaha - Blueline Taxis Barnsley	4	2:16.113	78.52 mph	126.37 kph

Class R4 - 90% of race speed - 69.20mph

Class RMT - 90% of race speed - 66.15mph

Snetterton 300

Circuit Length = 2.9689 miles

Start: 11:59 Flag 12:11 End: 12:14

Weather / Track : Cloudy / Dry

These results are provisional until the conclusion of any judicial and technical matters.

Clerk Of Course :	Timekeeper :
-------------------	--------------

Results can be found at www.tsl-timing.com

Printed - 12:14 Sunday, 26 April 2015



BMCRC - MRO Championships 2015 - Rnd 2 @ Snetterton 300

BMCRC Rookie Minitwins & EDlasia Rookie 400

RACE 6 - LAP CHART

LAP 1 @ 12:02:15.617			LAP 2 @ 12:04:33.277			LAP 3 @ 12:06:50.952			LAP 4 @ 12:09:07.296			LAP 5 @ 12:11:24.580		
NO	BEHIND	LAP TIME	NO	BEHIND	LAP TIME	NO	BEHIND	LAP TIME	NO	BEHIND	LAP TIME	NO	BEHIND	LAP TIME
23		2:26.024	23		2:17.660	23		2:17.675	23		2:16.344	25		2:17.116
25	0.958	2:26.982	25	0.660	2:17.362	25	0.399	2:17.414	25	0.168	2:16.113	23	0.185	2:17.469
55	2.104	2:28.128	55	5.367	2:20.923	55	9.320	2:21.628	55	16.969	2:23.993	31	1 Lap	2:44.800
81	2.939	2:28.963	81	8.115	2:22.836	81	12.663	2:22.223	81	17.970	2:21.651	55	20.636	2:20.951
83	3.994	2:30.018	83	10.043	2:23.709	83	16.248	2:23.880	83	23.330	2:23.426	81	20.852	2:20.166
57	8.159	2:34.183	57	21.211	2:30.712	444	32.155	2:17.411	444	32.408	2:16.597	26	1 Lap	2:43.838
80	17.826	2:43.850	444	32.419	2:17.862	57	34.389	2:30.853	97	35.152	2:15.629	83	29.441	2:23.395
123	18.089	2:44.113	34	35.650	2:18.689	34	35.062	2:17.087	93	36.211	2:16.207	97	31.976	2:14.108
37	24.484	2:50.508	123	36.391	2:35.962	97	35.867	2:16.687	34	36.314	2:17.596	444	32.473	2:17.349
134	27.492	2:53.516	93	36.652	2:19.978	93	36.348	2:17.371	43	37.180	2:16.711	93	34.321	2:15.394
444	32.217	2:58.241	97	36.855	2:20.386	43	36.813	2:16.672	32	47.890	2:20.722	43	34.703	2:14.807
97	34.129	3:00.153	43	37.816	2:20.229	32	43.512	2:21.249	22	48.255	2:20.339	34	37.512	2:18.482
93	34.334	3:00.358	80	38.701	2:38.535	22	44.260	2:21.806	57	49.235	2:31.190	32	50.028	2:19.422
34	34.621	3:00.645	32	39.938	2:19.722	41	55.816	2:24.753	41	1:03.951	2:24.479	22	50.245	2:19.274
43	35.247	3:01.271	22	40.129	2:20.473	123	56.344	2:37.628	69	1:06.888	2:24.710	57	1:02.571	2:30.620
22	37.316	3:03.340	41	48.738	2:25.138	80	57.196	2:36.170	38	1:07.070	2:24.729	41	1:11.555	2:24.888
32	37.876	3:03.900	38	51.591	2:24.509	69	58.522	2:24.140	44	1:13.761	2:23.303	69	1:13.157	2:23.553
192	38.526	3:04.550	37	51.860	2:45.036	38	58.685	2:24.769	123	1:13.941	2:33.941	38	1:13.490	2:23.704
41	41.260	3:07.284	69	52.057	2:27.320	15	1:06.248	2:26.565	15	1:15.976	2:26.072	44	1:19.428	2:22.951
69	42.397	3:08.421	88	55.444	2:29.632	44	1:06.802	2:28.704	80	1:16.400	2:35.548	15	1:23.177	2:24.485
138	43.080	3:09.104	44	55.773	2:28.577	88	1:07.022	2:29.253	88	1:18.053	2:27.375	138	1:23.337	2:21.996
88	43.472	3:09.496	15	57.358	2:30.616	138	1:11.085	2:24.415	138	1:18.625	2:23.884	123	1:30.072	2:33.415
15	44.402	3:10.426	134	1:02.894	2:53.062	37	1:15.671	2:41.486	37	1:40.059	2:40.732	88	1:30.211	2:29.442
38	44.742	3:10.766	138	1:04.345	2:38.925	134	1:36.198	2:50.979	134	2:08.646	2:48.792	80	1:32.041	2:32.925
44	44.856	3:10.880	31	1:35.220	2:47.416	31	2:03.965	2:46.420				37	2:02.026	2:39.251
31	1:05.464	3:31.488	26	1:44.928	2:56.876	26	2:13.317	2:46.064				134	2:36.889	2:45.527
26	1:05.712	3:31.736												

Weather / Track : Cloudy / Dry

Snetterton 300

Circuit Length = 2.9689 miles

Start: 11:59 Flag 12:11 End: 12:14

Results can be found at www.tsl-timing.com

Printed - 12:16 Sunday, 26 April 2015

BMCRC - MRO Championships 2015 - Rnd 2 @ Snetterton 300

BMCRC Rookie Minitwins & EDIasia Rookie 400

RACE 6 - SECTOR ANALYSIS

SECTOR 1 = FL to I1, SECTOR 2 = I1 to I2, SECTOR 3 = I2 to FL, DIFF = Difference To Personal Best Lap

P1 25 R4		Matty WHELAN		Yamaha - Blueline Taxis Barnsley		
IDEAL LAP TIME : 2:16.113		BEST LAP TIME : 2:16.113		DIFFERENCE : 0.000		
LAP	SECTOR 1	SECTOR 2	LAP TIME	MPH	DIFF	TIME OF DAY
1 -		46.402	2:26.982	72.71	10.869	12:02:16.575
2 -	1:31.596	45.766	2:17.362 (3)	77.80	1.249	12:04:33.937
3 -	1:31.303	46.111	2:17.414	77.78	1.301	12:06:51.351
4 -	1:30.699	45.414	2:16.113 (1)	78.52		12:09:07.464
5 -	1:31.494	45.622	2:17.116 (2)	77.94	1.003	12:11:24.580

P2 23 R4		Tham EVANS		Honda -		
IDEAL LAP TIME : 2:16.344		BEST LAP TIME : 2:16.344		DIFFERENCE : 0.000		
LAP	SECTOR 1	SECTOR 2	LAP TIME	MPH	DIFF	TIME OF DAY
1 -		46.730	2:26.024	73.19	9.680	12:02:15.617
2 -	1:31.627	46.033	2:17.660 (3)	77.64	1.316	12:04:33.277
3 -	1:31.673	46.002	2:17.675	77.63	1.331	12:06:50.952
4 -	1:30.873	45.471	2:16.344 (1)	78.39		12:09:07.296
5 -	1:31.645	45.824	2:17.469 (2)	77.74	1.125	12:11:24.765

P3 55 R4		Nick COOPER		Aprilia - Skint Racing		
IDEAL LAP TIME : 2:20.519		BEST LAP TIME : 2:20.923		DIFFERENCE : 0.404		
LAP	SECTOR 1	SECTOR 2	LAP TIME	MPH	DIFF	TIME OF DAY
1 -		47.464	2:28.128	72.15	7.205	12:02:17.721
2 -	1:33.622	47.301	2:20.923 (1)	75.84		12:04:38.644
3 -	1:34.724	46.904	2:21.628 (3)	75.46	0.705	12:07:00.272
4 -	1:35.357	48.636	2:23.993	74.22	3.070	12:09:24.265
5 -	1:33.615	47.336	2:20.951 (2)	75.82	0.028	12:11:45.216

P4 81 R4		Scott GRANT		Yamaha -		
IDEAL LAP TIME : 2:20.166		BEST LAP TIME : 2:20.166		DIFFERENCE : 0.000		
LAP	SECTOR 1	SECTOR 2	LAP TIME	MPH	DIFF	TIME OF DAY
1 -		47.762	2:28.963	71.74	8.797	12:02:18.556
2 -	1:35.398	47.438	2:22.836	74.82	2.670	12:04:41.392
3 -	1:34.877	47.346	2:22.223 (3)	75.15	2.057	12:07:03.615
4 -	1:34.913	46.738	2:21.651 (2)	75.45	1.485	12:09:25.266
5 -	1:33.622	46.544	2:20.166 (1)	76.25		12:11:45.432

P5 83 R4		Pete GIBSON		Aprilia -		
IDEAL LAP TIME : 2:22.322		BEST LAP TIME : 2:23.395		DIFFERENCE : 1.073		
LAP	SECTOR 1	SECTOR 2	LAP TIME	MPH	DIFF	TIME OF DAY
1 -		48.040	2:30.018	71.24	6.623	12:02:19.611
2 -	1:36.097	47.612	2:23.709 (3)	74.37	0.314	12:04:43.320
3 -	1:36.223	47.657	2:23.880	74.28	0.485	12:07:07.200
4 -	1:36.102	47.324	2:23.426 (2)	74.51	0.031	12:09:30.626
5 -	1:34.998	48.397	2:23.395 (1)	74.53		12:11:54.021

P6 97 RMT		Jake PACKHAM		Suzuki -		
IDEAL LAP TIME : 2:14.108		BEST LAP TIME : 2:14.108		DIFFERENCE : 0.000		
LAP	SECTOR 1	SECTOR 2	LAP TIME	MPH	DIFF	TIME OF DAY
1 -		47.105	3:00.153	59.32	46.045	12:02:49.746
2 -	1:30.525	49.861	2:20.386	76.13	6.278	12:05:10.132
3 -	1:30.533	46.154	2:16.687 (3)	78.19	2.579	12:07:26.819
4 -	1:29.735	45.894	2:15.629 (2)	78.80	1.521	12:09:42.448
5 -	1:28.702	45.406	2:14.108 (1)	79.69		12:11:56.556

P7 444 RMT		Mark WILLIAMS		Suzuki - Verifone Media		
IDEAL LAP TIME : 2:16.568		BEST LAP TIME : 2:16.597		DIFFERENCE : 0.029		
LAP	SECTOR 1	SECTOR 2	LAP TIME	MPH	DIFF	TIME OF DAY

Weather / Track : Cloudy / Dry

Snetterton 300
Circuit Length = 2.9689 miles
Start: 11:59 Flag 12:11 End: 12:14

BMCRC - MRO Championships 2015 - Rnd 2 @ Snetterton 300

BMCRC Rookie Minitwins & EDIasia Rookie 400

RACE 6 - SECTOR ANALYSIS

SECTOR 1 = FL to I1, SECTOR 2 = I1 to I2, SECTOR 3 = I2 to FL, DIFF = Difference To Personal Best Lap

1 -		45.741		2:58.241	59.96	41.644	12:02:47.834
2 -	1:32.438	45.424		2:17.862	77.52	1.265	12:05:05.696
3 -	1:31.719	45.692		2:17.411 (3)	77.78	0.814	12:07:23.107
4 -	1:31.144	45.453		2:16.597 (1)	78.24		12:09:39.704
5 -	1:31.315	46.034		2:17.349 (2)	77.81	0.752	12:11:57.053

P8 93 RMT Jack WALLIS		Suzuki -				
IDEAL LAP TIME : 2:15.235		BEST LAP TIME : 2:15.394		DIFFERENCE : 0.159		
LAP	SECTOR 1	SECTOR 2	LAP TIME	MPH	DIFF	TIME OF DAY
1 -		46.580	3:00.358	59.26	44.964	12:02:49.951
2 -	1:32.332	47.646	2:19.978	76.35	4.584	12:05:09.929
3 -	1:31.306	46.065	2:17.371 (3)	77.80	1.977	12:07:27.300
4 -	1:30.954	45.253	2:16.207 (2)	78.46	0.813	12:09:43.507
5 -	1:29.982	45.412	2:15.394 (1)	78.94		12:11:58.901

P9 43 RMT Harrison DAY		Suzuki -				
IDEAL LAP TIME : 2:14.807		BEST LAP TIME : 2:14.807		DIFFERENCE : 0.000		
LAP	SECTOR 1	SECTOR 2	LAP TIME	MPH	DIFF	TIME OF DAY
1 -		47.241	3:01.271	58.96	46.464	12:02:50.864
2 -	1:32.305	47.924	2:20.229	76.21	5.422	12:05:11.093
3 -	1:30.543	46.129	2:16.672 (2)	78.20	1.865	12:07:27.765
4 -	1:30.818	45.893	2:16.711 (3)	78.18	1.904	12:09:44.476
5 -	1:29.210	45.597	2:14.807 (1)	79.28		12:11:59.283

P10 34 RMT Andrew JOHNSON		Suzuki -				
IDEAL LAP TIME : 2:17.087		BEST LAP TIME : 2:17.087		DIFFERENCE : 0.000		
LAP	SECTOR 1	SECTOR 2	LAP TIME	MPH	DIFF	TIME OF DAY
1 -		46.114	3:00.645	59.16	43.558	12:02:50.238
2 -	1:31.561	47.128	2:18.689	77.06	1.602	12:05:08.927
3 -	1:31.550	45.537	2:17.087 (1)	77.96		12:07:26.014
4 -	1:31.560	46.036	2:17.596 (2)	77.67	0.509	12:09:43.610
5 -	1:32.144	46.338	2:18.482 (3)	77.18	1.395	12:12:02.092

P11 32 RMT Chris THAY		Suzuki - Scell-it uk				
IDEAL LAP TIME : 2:18.928		BEST LAP TIME : 2:19.422		DIFFERENCE : 0.494		
LAP	SECTOR 1	SECTOR 2	LAP TIME	MPH	DIFF	TIME OF DAY
1 -		47.373	3:03.900	58.11	44.478	12:02:53.493
2 -	1:33.265	46.457	2:19.722 (2)	76.49	0.300	12:05:13.215
3 -	1:34.004	47.245	2:21.249	75.66	1.827	12:07:34.464
4 -	1:34.074	46.648	2:20.722 (3)	75.95	1.300	12:09:55.186
5 -	1:32.471	46.951	2:19.422 (1)	76.65		12:12:14.608

P12 22 RMT Darren DOWDS		Suzuki - IRP decals				
IDEAL LAP TIME : 2:18.906		BEST LAP TIME : 2:19.274		DIFFERENCE : 0.368		
LAP	SECTOR 1	SECTOR 2	LAP TIME	MPH	DIFF	TIME OF DAY
1 -		46.966	3:03.340	58.29	44.066	12:02:52.933
2 -	1:32.928	47.545	2:20.473 (3)	76.08	1.199	12:05:13.406
3 -	1:34.723	47.083	2:21.806	75.37	2.532	12:07:35.212
4 -	1:33.038	47.301	2:20.339 (2)	76.15	1.065	12:09:55.551
5 -	1:31.940	47.334	2:19.274 (1)	76.74		12:12:14.825

P13 57 R4 Paul FISHER		Kawasaki -				
IDEAL LAP TIME : 2:29.327		BEST LAP TIME : 2:30.620		DIFFERENCE : 1.293		
LAP	SECTOR 1	SECTOR 2	LAP TIME	MPH	DIFF	TIME OF DAY
1 -		49.994	2:34.183	69.32	3.563	12:02:23.776
2 -	1:39.634	51.078	2:30.712 (2)	70.91	0.092	12:04:54.488
3 -	1:39.570	51.283	2:30.853 (3)	70.85	0.233	12:07:25.341
4 -	1:39.742	51.448	2:31.190	70.69	0.570	12:09:56.531

Weather / Track : Cloudy / Dry

Snetterton 300
Circuit Length = 2.9689 miles
Start: 11:59 Flag 12:11 End: 12:14

BMCRC - MRO Championships 2015 - Rnd 2 @ Snetterton 300

BMCRC Rookie Minitwins & EDIasia Rookie 400

RACE 6 - SECTOR ANALYSIS

SECTOR 1 = FL to I1, SECTOR 2 = I1 to I2, SECTOR 3 = I2 to FL, DIFF = Difference To Personal Best Lap

5 - 1:39.333 51.287 2:30.620 (1) 70.96 12:12:27.151

P14 41 RMT Ian TURNER			Suzuki - Mong Motorsport			
IDEAL LAP TIME : 2:23.876		BEST LAP TIME : 2:24.479		DIFFERENCE : 0.603		
LAP	SECTOR 1	SECTOR 2	LAP TIME	MPH	DIFF	TIME OF DAY
1 -		48.715	3:07.284	57.06	42.805	12:02:56.877
2 -	1:35.537	49.601	2:25.138	73.64	0.659	12:05:22.015
3 -	1:35.727	49.026	2:24.753 (2)	73.83	0.274	12:07:46.768
4 -	1:35.161	49.318	2:24.479 (1)	73.97		12:10:11.247
5 -	1:36.026	48.862	2:24.888 (3)	73.76	0.409	12:12:36.135

P15 69 RMT Danny HUSKINSON			Suzuki - art of racing			
IDEAL LAP TIME : 2:23.553		BEST LAP TIME : 2:23.553		DIFFERENCE : 0.000		
LAP	SECTOR 1	SECTOR 2	LAP TIME	MPH	DIFF	TIME OF DAY
1 -		49.339	3:08.421	56.72	44.868	12:02:58.014
2 -	1:37.009	50.311	2:27.320	72.55	3.767	12:05:25.334
3 -	1:35.463	48.677	2:24.140 (2)	74.15	0.587	12:07:49.474
4 -	1:36.365	48.345	2:24.710 (3)	73.85	1.157	12:10:14.184
5 -	1:35.421	48.132	2:23.553 (1)	74.45		12:12:37.737

P16 38 RMT Bob COUCHMAN			Suzuki -			
IDEAL LAP TIME : 2:23.558		BEST LAP TIME : 2:23.704		DIFFERENCE : 0.146		
LAP	SECTOR 1	SECTOR 2	LAP TIME	MPH	DIFF	TIME OF DAY
1 -		49.155	3:10.766	56.02	47.062	12:03:00.359
2 -	1:35.103	49.406	2:24.509 (2)	73.96	0.805	12:05:24.868
3 -	1:35.888	48.881	2:24.769	73.82	1.065	12:07:49.637
4 -	1:36.274	48.455	2:24.729 (3)	73.84	1.025	12:10:14.366
5 -	1:35.195	48.509	2:23.704 (1)	74.37		12:12:38.070

P17 44 RMT Peter DAVIES			Suzuki -			
IDEAL LAP TIME : 2:22.772		BEST LAP TIME : 2:22.951		DIFFERENCE : 0.179		
LAP	SECTOR 1	SECTOR 2	LAP TIME	MPH	DIFF	TIME OF DAY
1 -		49.511	3:10.880	55.99	47.929	12:03:00.473
2 -	1:39.577	49.000	2:28.577 (3)	71.93	5.626	12:05:29.050
3 -	1:39.922	48.782	2:28.704	71.87	5.753	12:07:57.754
4 -	1:35.079	48.224	2:23.303 (2)	74.58	0.352	12:10:21.057
5 -	1:35.258	47.693	2:22.951 (1)	74.76		12:12:44.008

P18 15 RMT Stephen JONES			Suzuki - MW Solicitors			
IDEAL LAP TIME : 2:24.320		BEST LAP TIME : 2:24.485		DIFFERENCE : 0.165		
LAP	SECTOR 1	SECTOR 2	LAP TIME	MPH	DIFF	TIME OF DAY
1 -		49.324	3:10.426	56.12	45.941	12:03:00.019
2 -	1:41.181	49.435	2:30.616	70.96	6.131	12:05:30.635
3 -	1:37.443	49.122	2:26.565 (3)	72.92	2.080	12:07:57.200
4 -	1:36.234	49.838	2:26.072 (2)	73.16	1.587	12:10:23.272
5 -	1:36.399	48.086	2:24.485 (1)	73.97		12:12:47.757

P19 138 RMT Alex BERRY			Suzuki - The Great Frog			
IDEAL LAP TIME : 2:21.996		BEST LAP TIME : 2:21.996		DIFFERENCE : 0.000		
LAP	SECTOR 1	SECTOR 2	LAP TIME	MPH	DIFF	TIME OF DAY
1 -		49.971	3:09.104	56.51	47.108	12:02:58.697
2 -	1:36.327	1:02.598	2:38.925	67.25	16.929	12:05:37.622
3 -	1:35.499	48.916	2:24.415 (3)	74.00	2.419	12:08:02.037
4 -	1:34.326	49.558	2:23.884 (2)	74.28	1.888	12:10:25.921
5 -	1:34.162	47.834	2:21.996 (1)	75.27		12:12:47.917

Weather / Track : Cloudy / Dry

Snetterton 300
Circuit Length = 2.9689 miles
Start: 11:59 Flag 12:11 End: 12:14

BMCRC - MRO Championships 2015 - Rnd 2 @ Snetterton 300

BMCRC Rookie Minitwins & EDIasia Rookie 400

RACE 6 - SECTOR ANALYSIS

SECTOR 1 = FL to I1, SECTOR 2 = I1 to I2, SECTOR 3 = I2 to FL, DIFF = Difference To Personal Best Lap

P20 123 R4		Heather BELCHER		Kawasaki -		
IDEAL LAP TIME : 2:32.481		BEST LAP TIME : 2:33.415		DIFFERENCE : 0.934		
LAP	SECTOR 1	SECTOR 2	LAP TIME	MPH	DIFF	TIME OF DAY
1 -		53.189	2:44.113	65.12	10.698	12:02:33.706
2 -	1:43.456	52.506	2:35.962 (3)	68.53	2.547	12:05:09.668
3 -	1:45.317	52.311	2:37.628	67.80	4.213	12:07:47.296
4 -	1:43.247	50.694	2:33.941 (2)	69.42	0.526	12:10:21.237
5 -	1:41.787	51.628	2:33.415 (1)	69.66		12:12:54.652

P21 88 RMT		Peter RANDALL		Suzuki -		
IDEAL LAP TIME : 2:26.876		BEST LAP TIME : 2:27.375		DIFFERENCE : 0.499		
LAP	SECTOR 1	SECTOR 2	LAP TIME	MPH	DIFF	TIME OF DAY
1 -		49.188	3:09.496	56.40	42.121	12:02:59.089
2 -	1:38.552	51.080	2:29.632	71.42	2.257	12:05:28.721
3 -	1:39.681	49.572	2:29.253 (2)	71.61	1.878	12:07:57.974
4 -	1:37.688	49.687	2:27.375 (1)	72.52		12:10:25.349
5 -	1:38.589	50.853	2:29.442 (3)	71.51	2.067	12:12:54.791

P22 80 R4		Scott ALLOTT		Suzuki -		
IDEAL LAP TIME : 2:32.925		BEST LAP TIME : 2:32.925		DIFFERENCE : 0.000		
LAP	SECTOR 1	SECTOR 2	LAP TIME	MPH	DIFF	TIME OF DAY
1 -		53.473	2:43.850	65.23	10.925	12:02:33.443
2 -	1:45.036	53.499	2:38.535	67.41	5.610	12:05:11.978
3 -	1:43.702	52.468	2:36.170 (3)	68.43	3.245	12:07:48.148
4 -	1:42.531	53.017	2:35.548 (2)	68.71	2.623	12:10:23.696
5 -	1:40.728	52.197	2:32.925 (1)	69.89		12:12:56.621

P23 37 R4		Nigel KEMP		Kawasaki -		
IDEAL LAP TIME : 2:39.251		BEST LAP TIME : 2:39.251		DIFFERENCE : 0.000		
LAP	SECTOR 1	SECTOR 2	LAP TIME	MPH	DIFF	TIME OF DAY
1 -		53.972	2:50.508	62.68	11.257	12:02:40.101
2 -	1:51.012	54.024	2:45.036	64.76	5.785	12:05:25.137
3 -	1:47.871	53.615	2:41.486 (3)	66.18	2.235	12:08:06.623
4 -	1:47.287	53.445	2:40.732 (2)	66.49	1.481	12:10:47.355
5 -	1:46.208	53.043	2:39.251 (1)	67.11		12:13:26.606

P24 134 R4		Debbie PETTET		Kawasaki - Chris Pettet		
IDEAL LAP TIME : 2:45.527		BEST LAP TIME : 2:45.527		DIFFERENCE : 0.000		
LAP	SECTOR 1	SECTOR 2	LAP TIME	MPH	DIFF	TIME OF DAY
1 -		56.002	2:53.516	61.59	7.989	12:02:43.109
2 -	1:53.563	59.499	2:53.062	61.75	7.535	12:05:36.171
3 -	1:55.084	55.895	2:50.979 (3)	62.51	5.452	12:08:27.150
4 -	1:51.571	57.221	2:48.792 (2)	63.32	3.265	12:11:15.942
5 -	1:50.110	55.417	2:45.527 (1)	64.57		12:14:01.469

P25 31 RMT		Kelvin EVENDEN		Suzuki - Glosrose Group		
IDEAL LAP TIME : 2:44.502		BEST LAP TIME : 2:44.800		DIFFERENCE : 0.298		
LAP	SECTOR 1	SECTOR 2	LAP TIME	MPH	DIFF	TIME OF DAY
1 -		56.595	3:31.488	50.53	46.688	12:03:21.081
2 -	1:49.952	57.464	2:47.416 (3)	63.84	2.616	12:06:08.497
3 -	1:50.183	56.237	2:46.420 (2)	64.22	1.620	12:08:54.917
4 -	1:48.265	56.535	2:44.800 (1)	64.85		12:11:39.717

P26 26 RMT		Steven DOLAN		Suzuki -		
IDEAL LAP TIME : 2:43.838		BEST LAP TIME : 2:43.838		DIFFERENCE : 0.000		
LAP	SECTOR 1	SECTOR 2	LAP TIME	MPH	DIFF	TIME OF DAY
1 -		56.588	3:31.736	50.47	47.898	12:03:21.329

Weather / Track : Cloudy / Dry

Snetterton 300
Circuit Length = 2.9689 miles
Start: 11:59 Flag 12:11 End: 12:14

BMCRC - MRO Championships 2015 - Rnd 2 @ Snetterton 300

BMCRC Rookie Minitwins & EDIasia Rookie 400

RACE 6 - SECTOR ANALYSIS

SECTOR 1 = FL to I1, SECTOR 2 = I1 to I2, SECTOR 3 = I2 to FL, DIFF = Difference To Personal Best Lap

2 -	1:59.459	57.417	2:56.876 (3)	60.42	13.038	12:06:18.205
3 -	1:49.230	56.834	2:46.064 (2)	64.36	2.226	12:09:04.269
4 -	1:48.562	55.276	2:43.838 (1)	65.23		12:11:48.107

P27 192 RMT Daniel MOFFA

Suzuki - Forest Stump

IDEAL LAP TIME :

BEST LAP TIME : 3:04.550

DIFFERENCE :

LAP	SECTOR 1	SECTOR 2	LAP TIME	MPH	DIFF	TIME OF DAY
1 -		47.787	3:04.550 (1)	57.91		12:02:54.143

BMCRC - MRO Championships 2015 - Rnd 2 @ Snetterton 300

BMCRC Rookie Minitwins & EDlasia Rookie 400

RACE 6 - BEST SECTORS

SECTOR 1			SECTOR 2			IDEAL / BEST COMPARISON						
POS	NO	NAME	TIME	NO	NAME	TIME	POS	NO	NAME	IDEAL	BEST	DIFF
									PERFECT LAP	2:13.955		
1	97	PACKHAM	1:28.702	93	WALLIS	45.253	1	97	PACKHAM	2:14.108	2:14.108	0.000
2	43	DAY	1:29.210	97	PACKHAM	45.406	2	43	DAY	2:14.807	2:14.807	0.000
3	93	WALLIS	1:29.982	25	WHELAN	45.414	3	93	WALLIS	2:15.235	2:15.394	0.159
4	25	WHELAN	1:30.699	444	WILLIAMS	45.424	4	25	WHELAN	2:16.113	2:16.113	0.000
5	23	EVANS	1:30.873	23	EVANS	45.471	5	23	EVANS	2:16.344	2:16.344	0.000
6	444	WILLIAMS	1:31.144	34	JOHNSON	45.537	6	444	WILLIAMS	2:16.568	2:16.597	0.029
7	34	JOHNSON	1:31.550	43	DAY	45.597	7	34	JOHNSON	2:17.087	2:17.087	0.000
8	22	DOWDS	1:31.940	32	THAY	46.457	8	22	DOWDS	2:18.906	2:19.274	0.368
9	32	THAY	1:32.471	81	GRANT	46.544	9	32	THAY	2:18.928	2:19.422	0.494
10	55	COOPER	1:33.615	55	COOPER	46.904	10	81	GRANT	2:20.166	2:20.166	0.000
11	81	GRANT	1:33.622	22	DOWDS	46.966	11	55	COOPER	2:20.519	2:20.923	0.404
12	138	BERRY	1:34.162	83	GIBSON	47.324	12	138	BERRY	2:21.996	2:21.996	0.000
13	83	GIBSON	1:34.998	44	DAVIES	47.693	13	83	GIBSON	2:22.322	2:23.395	1.073
14	44	DAVIES	1:35.079	192	MOFFA	47.787	14	44	DAVIES	2:22.772	2:22.951	0.179
15	38	COUCHMAN	1:35.103	138	BERRY	47.834	15	69	HUSKINSON	2:23.553	2:23.553	0.000
16	41	TURNER	1:35.161	15	JONES	48.086	16	38	COUCHMAN	2:23.558	2:23.704	0.146
17	69	HUSKINSON	1:35.421	69	HUSKINSON	48.132	17	41	TURNER	2:23.876	2:24.479	0.603
18	15	JONES	1:36.234	38	COUCHMAN	48.455	18	15	JONES	2:24.320	2:24.485	0.165
19	88	RANDALL	1:37.688	41	TURNER	48.715	19	88	RANDALL	2:26.876	2:27.375	0.499
20	57	FISHER	1:39.333	88	RANDALL	49.188	20	57	FISHER	2:29.327	2:30.620	1.293
21	80	ALLOTT	1:40.728	57	FISHER	49.994	21	123	BELCHER	2:32.481	2:33.415	0.934
22	123	BELCHER	1:41.787	123	BELCHER	50.694	22	80	ALLOTT	2:32.925	2:32.925	0.000
23	37	KEMP	1:46.208	80	ALLOTT	52.197	23	37	KEMP	2:39.251	2:39.251	0.000
24	31	EVENDEN	1:48.265	37	KEMP	53.043	24	26	DOLAN	2:43.838	2:43.838	0.000
25	26	DOLAN	1:48.562	26	DOLAN	55.276	25	31	EVENDEN	2:44.502	2:44.800	0.298
26	134	PETTET	1:50.110	134	PETTET	55.417	26	134	PETTET	2:45.527	2:45.527	0.000
27				31	EVENDEN	56.237	27	192	MOFFA		3:04.550	
28												
29												
30												
31												

Weather / Track : Cloudy / Dry

Results can be found at www.tsl-timing.com

Snetterton 300

Circuit Length = 2.9689 miles

Start: 11:59 Flag 12:11 End: 12:14

Printed - 12:15 Sunday, 26 April 2015


BMCRC - MRO Championships 2015 - Rnd 2 @ Snetterton 300

BMCRC Rookie Minitwins & EDIasia Rookie 400

RACE 17 - GRID (5 Laps)



ROW 13				38	15	Stephen JONES	37	66	Mark SMITH			
ROW 12	36	140	Daniel SALES	35	68	Thomas EUSTACE	34	192	Daniel MOFFA			
ROW 11				33	26	Steven DOLAN	32	31	Kelvin EVENDEN	31	88	Peter RANDALL
ROW 10	30	138	Alex BERRY	29	44	Peter DAVIES	28	38	Bob COUCHMAN			
ROW 9				27	69	Danny HUSKINSON	26	41	Ian TURNER	25	22	Darren DOWDS
ROW 8	24	32	Chris THAY	23	34	Andrew JOHNSON	22	43	Harrison DAY			
ROW 7				21	93	Jack WALLIS	20	444	Mark WILLIAMS	19	97	Jake PACKHAM
ROW 6												
ROW 5												
ROW 4												
ROW 4				11	104	David OGDEN	10	134	Debbie PETTET			
ROW 3				9	37	Nigel KEMP	8	80	Scott ALLOTT	7	123	Heather BELCHER
ROW 2	6	57	Paul FISHER	5	83	Pete GIBSON	4	81	Scott GRANT			
ROW 1				3	55	Nick COOPER	2	23	Tham EVANS	1	25	Matty WHELAN
												Pole



Snetterton 300
Circuit Length = 2.9689 miles

These results are provisional until the conclusion of any judicial and technical matters.

Clerk Of Course :		Timekeeper :	
-------------------	--	--------------	--

Results can be found at www.tsl-timing.com

Printed - 12:34 Sunday, 26 April 2015



BMCRC - MRO Championships 2015 - Rnd 2 @ Snetterton 300

BMCRC Rookie Minitwins & EDlasia Rookie 400

RACE 17 - CLASSIFICATION



CLASS : R4

POS	NO	CL	NAME	ENTRY	LAPS	TIME	GAP	DIFF	MPH	BEST	ON
1	55	R4	Nick COOPER	Aprilia - Skint Racing	5	11:43.696			75.94	2:19.159	3
2	25	R4	Matty WHELAN	Yamaha - Blueline Taxis Barnsley	5	11:44.359	0.663	0.663	75.87	2:17.532	4
3	81	R4	Scott GRANT	Yamaha -	5	11:58.490	14.794	7.442	74.37	2:21.271	2
4	83	R4	Pete GIBSON	Aprilia -	5	12:12.724	29.028	3.340	72.93	2:24.499	3
5	57	R4	Paul FISHER	Kawasaki -	5	12:34.932	51.236	0.428	70.78	2:29.857	5
6	123	R4	Heather BELCHER	Kawasaki -	5	12:51.806	1:08.110	5.790	69.24	2:31.872	2
7	80	R4	Scott ALLOTT	Suzuki -	5	13:02.438	1:18.742	8.878	68.29	2:33.708	2
8	37	R4	Nigel KEMP	Kawasaki -	5	13:26.725	1:43.029	24.287	66.24	2:37.566	5
9	134	R4	Debbie PETTET	Kawasaki - Chris Pettet	5	14:06.550	2:22.854	39.825	63.12	2:46.602	5
DNF	23	R4	Tham EVANS	Honda -	4	9:19.567	1 Lap	1 Lap	76.40	2:16.537	4
DNF	104	R4	David OGDEN	Yamaha -	2	5:37.594	3 Laps	2 Laps	63.31	2:46.142	2

CLASS : RMT

POS	NO	CL	NAME	ENTRY	LAPS	TIME	GAP	DIFF	MPH	BEST	ON
1	68	RMT	Thomas EUSTACE	Suzuki - More moto	5	11:51.048			75.15	2:12.950	4
2	93	RMT	Jack WALLIS	Suzuki -	5	12:02.962	19.266	4.472	73.91	2:16.408	2
3	43	RMT	Harrison DAY	Suzuki -	5	12:05.163	21.467	2.201	73.69	2:15.139	5
4	444	RMT	Mark WILLIAMS	Suzuki - Verifone Media	5	12:06.157	22.461	0.994	73.59	2:16.479	5
5	22	RMT	Darren DOWDS	Suzuki - IRP decals	5	12:09.354	25.658	3.197	73.27	2:17.136	5
6	97	RMT	Jake PACKHAM	Suzuki -	5	12:09.384	25.688	0.030	73.26	2:16.317	4
7	34	RMT	Andrew JOHNSON	Suzuki -	5	12:15.999	32.303	3.275	72.60	2:17.860	4
8	32	RMT	Chris THAY	Suzuki - Scell-it uk	5	12:16.114	32.418	0.115	72.59	2:19.143	5
9	138	RMT	Alex BERRY	Suzuki - The Great Frog	5	12:17.554	33.858	1.440	72.45	2:19.298	3
10	140	RMT	Daniel SALES	Suzuki -	5	12:25.180	41.484	7.626	71.71	2:19.434	4
11	69	RMT	Danny HUSKINSON	Suzuki - art of racing	5	12:32.624	48.928	7.444	71.00	2:22.648	5
12	38	RMT	Bob COUCHMAN	Suzuki -	5	12:34.504	50.808	1.880	70.82	2:22.712	5
13	44	RMT	Peter DAVIES	Suzuki -	5	12:35.061	51.365	0.129	70.77	2:22.666	3
14	41	RMT	Ian TURNER	Suzuki - Mong Motorsport	5	12:40.692	56.996	5.631	70.25	2:22.849	5
15	15	RMT	Stephen JONES	Suzuki - MW Solicitors	5	12:46.016	1:02.320	5.324	69.76	2:23.329	5
16	88	RMT	Peter RANDALL	Suzuki -	5	12:53.560	1:09.864	1.754	69.08	2:26.213	5
17	31	RMT	Kelvin EVENDEN	Suzuki - Glosrose Group	5	14:14.253	2:30.557	7.703	62.55	2:42.057	5
18	26 *	RMT	Steven DOLAN	Suzuki -	5	14:23.639	2:39.943	9.386	61.87	2:42.475	5
DNF	192	RMT	Daniel MOFFA	Suzuki - Forest Stump	0						0
DNF	66	RMT	Mark SMITH	Suzuki - Nick & Jade	0						0

FASTEST LAP

68	RMT	Thomas EUSTACE	Suzuki - More moto	4	2:12.950	80.39 mph	129.37 kph
23	R4	Tham EVANS	Honda -	4	2:16.537	78.27 mph	125.97 kph

* No 26 - 10 second jump start penalty
 Class R4 - 90% of race speed - 68.34mph
 Class RMT - 90% of race speed - 67.63mph

Snetterton 300
 Circuit Length = 2.9689 miles
 Start: 16:08 Flag 16:20 End: 16:22

Weather / Track : Cloudy / Dry

These results are provisional until the conclusion of any judicial and technical matters.

Clerk Of Course :	Timekeeper :
-------------------	--------------

Results can be found at www.tsl-timing.com

Printed - 16:24 Sunday, 26 April 2015



BMCRC - MRO Championships 2015 - Rnd 2 @ Snetterton 300

BMCRC Rookie Minitwins & EDlasia Rookie 400

RACE 17 - LAP CHART

LAP 1 @ 16:10:45.543			LAP 2 @ 16:13:04.879			LAP 3 @ 16:15:23.658			LAP 4 @ 16:17:41.190			LAP 5 @ 16:20:05.498		
NO	BEHIND	LAP TIME	NO	BEHIND	LAP TIME	NO	BEHIND	LAP TIME	NO	BEHIND	LAP TIME	NO	BEHIND	LAP TIME
25		2:23.741	25		2:19.336	25		2:18.779	25		2:17.532	55		2:19.690
55	2.069	2:25.810	55	2.091	2:19.358	23	1.174	2:17.725	23	0.179	2:16.537	25	0.663	2:24.971
23	2.601	2:26.342	23	2.228	2:18.963	55	2.471	2:19.159	55	4.618	2:19.679	68	7.352	2:14.563
81	4.886	2:28.627	81	6.821	2:21.271	81	9.679	2:21.637	81	14.385	2:22.238	81	14.794	2:24.717
83	9.119	2:32.860	83	14.621	2:24.838	83	20.341	2:24.499	68	17.097	2:12.950	93	19.266	2:18.757
57	9.707	2:33.448	57	20.668	2:30.297	68	21.679	2:12.983	93	24.817	2:17.345	43	21.467	2:15.139
123	14.889	2:38.630	93	25.792	2:16.408	93	25.004	2:17.991	97	25.364	2:16.317	444	22.461	2:16.479
80	18.215	2:41.956	123	27.425	2:31.872	97	26.579	2:17.600	83	27.870	2:25.061	22	25.658	2:17.136
37	27.574	2:51.315	68	27.475	2:15.790	444	29.420	2:17.859	444	30.290	2:18.402	97	25.688	2:24.632
104	27.711	2:51.452	97	27.758	2:19.372	22	32.371	2:19.187	43	30.636	2:15.647	83	29.028	2:25.466
97	27.722	2:51.463	444	30.340	2:21.130	43	32.521	2:19.074	22	32.830	2:17.991	34	32.303	2:18.955
444	28.546	2:52.287	22	31.963	2:20.541	57	33.351	2:31.462	32	37.583	2:19.861	32	32.418	2:19.143
93	28.720	2:52.461	43	32.226	2:19.661	32	35.254	2:20.205	34	37.656	2:17.860	138	33.858	2:19.303
134	29.431	2:53.172	80	32.587	2:33.708	138	36.379	2:19.298	138	38.863	2:20.016	140	41.484	2:19.757
22	30.758	2:54.499	32	33.828	2:21.395	34	37.328	2:21.870	57	45.687	2:29.868	69	48.928	2:22.648
68	31.021	2:54.762	34	34.237	2:21.240	123	41.265	2:32.619	140	46.035	2:19.434	38	50.808	2:22.712
32	31.769	2:55.510	138	35.860	2:20.523	140	44.133	2:21.929	69	50.588	2:22.737	57	51.236	2:29.857
43	31.901	2:55.642	69	40.790	2:24.655	69	45.383	2:23.372	44	51.891	2:23.108	44	51.365	2:23.782
34	32.333	2:56.074	140	40.983	2:24.072	44	46.315	2:22.666	38	52.404	2:23.506	41	56.996	2:22.849
138	34.673	2:58.414	38	41.582	2:25.635	38	46.430	2:23.627	123	58.165	2:34.432	15	1:02.320	2:23.329
38	35.283	2:59.024	44	42.428	2:24.253	80	50.696	2:36.888	41	58.455	2:24.881	123	1:08.110	2:34.253
69	35.471	2:59.212	41	46.078	2:29.315	41	51.106	2:23.807	15	1:03.299	2:25.126	88	1:09.864	2:26.213
41	36.099	2:59.840	37	47.775	2:39.537	15	55.705	2:25.363	88	1:07.959	2:28.413	80	1:18.742	2:35.020
140	36.247	2:59.988	88	48.008	2:27.011	88	57.078	2:27.849	80	1:08.030	2:34.866	37	1:43.029	2:37.566
44	37.511	3:01.252	15	49.121	2:26.688	37	1:08.835	2:39.839	37	1:29.771	2:38.468	134	2:22.854	2:46.602
88	40.333	3:04.074	104	54.517	2:46.142	134	1:30.736	2:51.327	134	2:00.560	2:47.356	26	2:29.943	2:42.475
15	41.769	3:05.510	134	58.188	2:48.093	26	1:45.329	2:44.083	26	2:11.776	2:43.979	31	2:30.557	2:42.057
26	56.115	3:19.856	26	1:20.025	2:43.246	31	1:48.208	2:43.642	31	2:12.808	2:42.132			
31	58.105	3:21.846	31	1:23.345	2:44.576									

Weather / Track : Cloudy / Dry

Snetterton 300

Circuit Length = 2.9689 miles

Start: 16:08 Flag 16:20 End: 16:22

Results can be found at www.tsl-timing.com

Printed - 16:26 Sunday, 26 April 2015

BMCRC - MRO Championships 2015 - Rnd 2 @ Snetterton 300

BMCRC Rookie Minitwins & EDIasia Rookie 400

RACE 17 - SECTOR ANALYSIS

SECTOR 1 = FL to I1, SECTOR 2 = I1 to I2, SECTOR 3 = I2 to FL, DIFF = Difference To Personal Best Lap

P1 55 R4 Nick COOPER		Aprilia - Skint Racing				
IDEAL LAP TIME : 2:18.714		BEST LAP TIME : 2:19.159		DIFFERENCE : 0.445		
LAP	SECTOR 1	SECTOR 2	LAP TIME	MPH	DIFF	TIME OF DAY
1 -		47.335	2:25.810	73.30	6.651	16:10:47.612
2 -	1:32.291	47.067	2:19.358 (2)	76.69	0.199	16:13:06.970
3 -	1:32.601	46.558	2:19.159 (1)	76.80		16:15:26.129
4 -	1:33.256	46.423	2:19.679 (3)	76.51	0.520	16:17:45.808
5 -	1:32.979	46.711	2:19.690	76.51	0.531	16:20:05.498

P2 25 R4 Matty WHELAN		Yamaha - Blueline Taxis Barnsley				
IDEAL LAP TIME : 2:16.601		BEST LAP TIME : 2:17.532		DIFFERENCE : 0.931		
LAP	SECTOR 1	SECTOR 2	LAP TIME	MPH	DIFF	TIME OF DAY
1 -		46.056	2:23.741	74.35	6.209	16:10:45.543
2 -	1:33.299	46.037	2:19.336 (3)	76.70	1.804	16:13:04.879
3 -	1:32.508	46.271	2:18.779 (2)	77.01	1.247	16:15:23.658
4 -	1:31.887	45.645	2:17.532 (1)	77.71		16:17:41.190
5 -	1:30.956	54.015	2:24.971	73.72	7.439	16:20:06.161

P3 68 RMT Thomas EUSTACE		Suzuki - More moto				
IDEAL LAP TIME : 2:12.661		BEST LAP TIME : 2:12.950		DIFFERENCE : 0.289		
LAP	SECTOR 1	SECTOR 2	LAP TIME	MPH	DIFF	TIME OF DAY
1 -		45.324	2:54.762	61.15	41.812	16:11:16.564
2 -	1:29.981	45.809	2:15.790	78.71	2.840	16:13:32.354
3 -	1:29.214	43.769	2:12.983 (2)	80.37	0.033	16:15:45.337
4 -	1:28.892	44.058	2:12.950 (1)	80.39		16:17:58.287
5 -	1:29.323	45.240	2:14.563 (3)	79.42	1.613	16:20:12.850

P4 81 R4 Scott GRANT		Yamaha -				
IDEAL LAP TIME : 2:21.271		BEST LAP TIME : 2:21.271		DIFFERENCE : 0.000		
LAP	SECTOR 1	SECTOR 2	LAP TIME	MPH	DIFF	TIME OF DAY
1 -		47.920	2:28.627	71.91	7.356	16:10:50.429
2 -	1:34.111	47.160	2:21.271 (1)	75.65		16:13:11.700
3 -	1:34.137	47.500	2:21.637 (2)	75.46	0.366	16:15:33.337
4 -	1:35.019	47.219	2:22.238 (3)	75.14	0.967	16:17:55.575
5 -	1:35.574	49.143	2:24.717	73.85	3.446	16:20:20.292

P5 93 RMT Jack WALLIS		Suzuki -				
IDEAL LAP TIME : 2:16.310		BEST LAP TIME : 2:16.408		DIFFERENCE : 0.098		
LAP	SECTOR 1	SECTOR 2	LAP TIME	MPH	DIFF	TIME OF DAY
1 -		45.613	2:52.461	61.97	36.053	16:11:14.263
2 -	1:30.697	45.711	2:16.408 (1)	78.35		16:13:30.671
3 -	1:32.316	45.675	2:17.991 (3)	77.45	1.583	16:15:48.662
4 -	1:31.702	45.643	2:17.345 (2)	77.81	0.937	16:18:06.007
5 -	1:32.381	46.376	2:18.757	77.02	2.349	16:20:24.764

P6 43 RMT Harrison DAY		Suzuki -				
IDEAL LAP TIME : 2:14.966		BEST LAP TIME : 2:15.139		DIFFERENCE : 0.173		
LAP	SECTOR 1	SECTOR 2	LAP TIME	MPH	DIFF	TIME OF DAY
1 -		47.133	2:55.642	60.85	40.503	16:11:17.444
2 -	1:32.812	46.849	2:19.661	76.52	4.522	16:13:37.105
3 -	1:32.056	47.018	2:19.074 (3)	76.85	3.935	16:15:56.179
4 -	1:29.990	45.657	2:15.647 (2)	78.79	0.508	16:18:11.826
5 -	1:29.309	45.830	2:15.139 (1)	79.08		16:20:26.965

P7 444 RMT Mark WILLIAMS		Suzuki - Verifone Media				
IDEAL LAP TIME : 2:16.479		BEST LAP TIME : 2:16.479		DIFFERENCE : 0.000		
LAP	SECTOR 1	SECTOR 2	LAP TIME	MPH	DIFF	TIME OF DAY

Weather / Track : Cloudy / Dry

Snetterton 300
Circuit Length = 2.9689 miles
Start: 16:08 Flag 16:20 End: 16:22

BMCRC - MRO Championships 2015 - Rnd 2 @ Snetterton 300

BMCRC Rookie Minitwins & EDIasia Rookie 400

RACE 17 - SECTOR ANALYSIS

SECTOR 1 = FL to I1, SECTOR 2 = I1 to I2, SECTOR 3 = I2 to FL, DIFF = Difference To Personal Best Lap

1 -		45.548		2:52.287	62.03	35.808	16:11:14.089
2 -	1:35.070	46.060		2:21.130	75.73	4.651	16:13:35.219
3 -	1:32.021	45.838		2:17.859 (2)	77.52	1.380	16:15:53.078
4 -	1:32.581	45.821		2:18.402 (3)	77.22	1.923	16:18:11.480
5 -	1:31.764	44.715		2:16.479 (1)	78.31		16:20:27.959

P8 22 RMT Darren DOWDS			Suzuki - IRP decals			
IDEAL LAP TIME : 2:17.136		BEST LAP TIME : 2:17.136		DIFFERENCE : 0.000		
LAP	SECTOR 1	SECTOR 2	LAP TIME	MPH	DIFF	TIME OF DAY
1 -		46.481	2:54.499	61.24	37.363	16:11:16.301
2 -	1:33.639	46.902	2:20.541	76.04	3.405	16:13:36.842
3 -	1:32.022	47.165	2:19.187 (3)	76.78	2.051	16:15:56.029
4 -	1:31.844	46.147	2:17.991 (2)	77.45	0.855	16:18:14.020
5 -	1:31.366	45.770	2:17.136 (1)	77.93		16:20:31.156

P9 97 RMT Jake PACKHAM			Suzuki -			
IDEAL LAP TIME : 2:16.317		BEST LAP TIME : 2:16.317		DIFFERENCE : 0.000		
LAP	SECTOR 1	SECTOR 2	LAP TIME	MPH	DIFF	TIME OF DAY
1 -		46.859	2:51.463	62.33	35.146	16:11:13.265
2 -	1:32.571	46.801	2:19.372 (3)	76.68	3.055	16:13:32.637
3 -	1:31.554	46.046	2:17.600 (2)	77.67	1.283	16:15:50.237
4 -	1:30.289	46.028	2:16.317 (1)	78.40		16:18:06.554
5 -	1:37.648	46.984	2:24.632	73.89	8.315	16:20:31.186

P10 83 R4 Pete GIBSON			Aprilia -			
IDEAL LAP TIME : 2:24.435		BEST LAP TIME : 2:24.499		DIFFERENCE : 0.064		
LAP	SECTOR 1	SECTOR 2	LAP TIME	MPH	DIFF	TIME OF DAY
1 -		49.203	2:32.860	69.92	8.361	16:10:54.662
2 -	1:36.390	48.448	2:24.838 (2)	73.79	0.339	16:13:19.500
3 -	1:36.235	48.264	2:24.499 (1)	73.96		16:15:43.999
4 -	1:36.861	48.200	2:25.061 (3)	73.67	0.562	16:18:09.060
5 -	1:36.969	48.497	2:25.466	73.47	0.967	16:20:34.526

P11 34 RMT Andrew JOHNSON			Suzuki -			
IDEAL LAP TIME : 2:17.678		BEST LAP TIME : 2:17.860		DIFFERENCE : 0.182		
LAP	SECTOR 1	SECTOR 2	LAP TIME	MPH	DIFF	TIME OF DAY
1 -		46.913	2:56.074	60.70	38.214	16:11:17.876
2 -	1:35.033	46.207	2:21.240 (3)	75.67	3.380	16:13:39.116
3 -	1:34.455	47.415	2:21.870	75.33	4.010	16:16:00.986
4 -	1:32.278	45.582	2:17.860 (1)	77.52		16:18:18.846
5 -	1:32.096	46.859	2:18.955 (2)	76.91	1.095	16:20:37.801

P12 32 RMT Chris THAY			Suzuki - Scell-it uk			
IDEAL LAP TIME : 2:18.434		BEST LAP TIME : 2:19.143		DIFFERENCE : 0.709		
LAP	SECTOR 1	SECTOR 2	LAP TIME	MPH	DIFF	TIME OF DAY
1 -		47.087	2:55.510	60.89	36.367	16:11:17.312
2 -	1:34.595	46.800	2:21.395	75.59	2.252	16:13:38.707
3 -	1:33.706	46.499	2:20.205 (3)	76.23	1.062	16:15:58.912
4 -	1:33.802	46.059	2:19.861 (2)	76.41	0.718	16:18:18.773
5 -	1:32.375	46.768	2:19.143 (1)	76.81		16:20:37.916

P13 138 RMT Alex BERRY			Suzuki - The Great Frog			
IDEAL LAP TIME : 2:18.709		BEST LAP TIME : 2:19.298		DIFFERENCE : 0.589		
LAP	SECTOR 1	SECTOR 2	LAP TIME	MPH	DIFF	TIME OF DAY
1 -		47.261	2:58.414	59.90	39.116	16:11:20.216
2 -	1:33.413	47.110	2:20.523	76.05	1.225	16:13:40.739
3 -	1:32.568	46.730	2:19.298 (1)	76.72		16:16:00.037
4 -	1:33.387	46.629	2:20.016 (3)	76.33	0.718	16:18:20.053

Weather / Track : Cloudy / Dry

Snetterton 300

Circuit Length = 2.9689 miles

Start: 16:08 Flag 16:20 End: 16:22

BMCRC - MRO Championships 2015 - Rnd 2 @ Snetterton 300

BMCRC Rookie Minitwins & EDIasia Rookie 400

RACE 17 - SECTOR ANALYSIS

SECTOR 1 = FL to I1, SECTOR 2 = I1 to I2, SECTOR 3 = I2 to FL, DIFF = Difference To Personal Best Lap

5 - **1:32.080** 47.223 2:19.303 (2) 76.72 0.005 16:20:39.356

P14 140 RMT Daniel SALES			Suzuki -			
IDEAL LAP TIME : 2:19.434			BEST LAP TIME : 2:19.434		DIFFERENCE : 0.000	
LAP	SECTOR 1	SECTOR 2	LAP TIME	MPH	DIFF	TIME OF DAY
1 -		47.630	2:59.988	59.38	40.554	16:11:21.790
2 -	1:35.747	48.325	2:24.072	74.18	4.638	16:13:45.862
3 -	1:34.970	46.959	2:21.929 (3)	75.30	2.495	16:16:07.791
4 -	1:32.507	46.927	2:19.434 (1)	76.65		16:18:27.225
5 -	1:32.690	47.067	2:19.757 (2)	76.47	0.323	16:20:46.982

P15 69 RMT Danny HUSKINSON			Suzuki - art of racing			
IDEAL LAP TIME : 2:22.293			BEST LAP TIME : 2:22.648		DIFFERENCE : 0.355	
LAP	SECTOR 1	SECTOR 2	LAP TIME	MPH	DIFF	TIME OF DAY
1 -		48.396	2:59.212	59.63	36.564	16:11:21.014
2 -	1:36.236	48.419	2:24.655	73.88	2.007	16:13:45.669
3 -	1:35.722	47.650	2:23.372 (3)	74.54	0.724	16:16:09.041
4 -	1:34.903	47.834	2:22.737 (2)	74.87	0.089	16:18:31.778
5 -	1:34.643	48.005	2:22.648 (1)	74.92		16:20:54.426

P16 38 RMT Bob COUCHMAN			Suzuki -			
IDEAL LAP TIME : 2:20.252			BEST LAP TIME : 2:22.712		DIFFERENCE : 2.460	
LAP	SECTOR 1	SECTOR 2	LAP TIME	MPH	DIFF	TIME OF DAY
1 -		47.624	2:59.024	59.70	36.312	16:11:20.826
2 -	1:37.792	47.843	2:25.635	73.38	2.923	16:13:46.461
3 -	1:34.941	48.686	2:23.627 (3)	74.41	0.915	16:16:10.088
4 -	1:36.640	46.866	2:23.506 (2)	74.47	0.794	16:18:33.594
5 -	1:33.386	49.326	2:22.712 (1)	74.89		16:20:56.306

P17 57 R4 Paul FISHER			Kawasaki -			
IDEAL LAP TIME : 2:29.420			BEST LAP TIME : 2:29.857		DIFFERENCE : 0.437	
LAP	SECTOR 1	SECTOR 2	LAP TIME	MPH	DIFF	TIME OF DAY
1 -		50.532	2:33.448	69.65	3.591	16:10:55.250
2 -	1:39.045	51.252	2:30.297 (3)	71.11	0.440	16:13:25.547
3 -	1:40.169	51.293	2:31.462	70.56	1.605	16:15:57.009
4 -	1:39.493	50.375	2:29.868 (2)	71.31	0.011	16:18:26.877
5 -	1:39.166	50.691	2:29.857 (1)	71.32		16:20:56.734

P18 44 RMT Peter DAVIES			Suzuki -			
IDEAL LAP TIME : 2:21.053			BEST LAP TIME : 2:22.666		DIFFERENCE : 1.613	
LAP	SECTOR 1	SECTOR 2	LAP TIME	MPH	DIFF	TIME OF DAY
1 -		48.301	3:01.252	58.96	38.586	16:11:23.054
2 -	1:35.882	48.371	2:24.253	74.09	1.587	16:13:47.307
3 -	1:34.509	48.157	2:22.666 (1)	74.91		16:16:09.973
4 -	1:35.843	47.265	2:23.108 (2)	74.68	0.442	16:18:33.081
5 -	1:33.788	49.994	2:23.782 (3)	74.33	1.116	16:20:56.863

P19 41 RMT Ian TURNER			Suzuki - Mong Motorsport			
IDEAL LAP TIME : 2:22.379			BEST LAP TIME : 2:22.849		DIFFERENCE : 0.470	
LAP	SECTOR 1	SECTOR 2	LAP TIME	MPH	DIFF	TIME OF DAY
1 -		48.227	2:59.840	59.43	36.991	16:11:21.642
2 -	1:38.149	51.166	2:29.315	71.58	6.466	16:13:50.957
3 -	1:35.804	48.003	2:23.807 (2)	74.32	0.958	16:16:14.764
4 -	1:35.767	49.114	2:24.881 (3)	73.77	2.032	16:18:39.645
5 -	1:34.376	48.473	2:22.849 (1)	74.82		16:21:02.494

Weather / Track : Cloudy / Dry

Snetterton 300

Circuit Length = 2.9689 miles

Start: 16:08 Flag 16:20 End: 16:22

BMCRC - MRO Championships 2015 - Rnd 2 @ Snetterton 300

BMCRC Rookie Minitwins & EDlasia Rookie 400

RACE 17 - SECTOR ANALYSIS

SECTOR 1 = FL to I1, SECTOR 2 = I1 to I2, SECTOR 3 = I2 to FL, DIFF = Difference To Personal Best Lap

P20 15 RMT Stephen JONES		Suzuki - MW Solicitors				
IDEAL LAP TIME : 2:23.329		BEST LAP TIME : 2:23.329		DIFFERENCE : 0.000		
LAP	SECTOR 1	SECTOR 2	LAP TIME	MPH	DIFF	TIME OF DAY
1 -		49.431	3:05.510	57.61	42.181	16:11:27.312
2 -	1:37.860	48.828	2:26.688	72.86	3.359	16:13:54.000
3 -	1:37.028	48.335	2:25.363 (3)	73.52	2.034	16:16:19.363
4 -	1:37.139	47.987	2:25.126 (2)	73.64	1.797	16:18:44.489
5 -	1:35.699	47.630	2:23.329 (1)	74.57		16:21:07.818

P21 123 R4 Heather BELCHER		Kawasaki -				
IDEAL LAP TIME : 2:31.415		BEST LAP TIME : 2:31.872		DIFFERENCE : 0.457		
LAP	SECTOR 1	SECTOR 2	LAP TIME	MPH	DIFF	TIME OF DAY
1 -		50.639	2:38.630	67.37	6.758	16:11:00.432
2 -	1:41.068	50.804	2:31.872 (1)	70.37		16:13:32.304
3 -	1:40.776	51.843	2:32.619 (2)	70.03	0.747	16:16:04.923
4 -	1:42.930	51.502	2:34.432	69.20	2.560	16:18:39.355
5 -	1:42.588	51.665	2:34.253 (3)	69.28	2.381	16:21:13.608

P22 88 RMT Peter RANDALL		Suzuki -				
IDEAL LAP TIME : 2:26.213		BEST LAP TIME : 2:26.213		DIFFERENCE : 0.000		
LAP	SECTOR 1	SECTOR 2	LAP TIME	MPH	DIFF	TIME OF DAY
1 -		49.063	3:04.074	58.06	37.861	16:11:25.876
2 -	1:37.590	49.421	2:27.011 (2)	72.70	0.798	16:13:52.887
3 -	1:38.258	49.591	2:27.849 (3)	72.29	1.636	16:16:20.736
4 -	1:38.096	50.317	2:28.413	72.01	2.200	16:18:49.149
5 -	1:37.242	48.971	2:26.213 (1)	73.09		16:21:15.362

P23 80 R4 Scott ALLOTT		Suzuki -				
IDEAL LAP TIME : 2:33.213		BEST LAP TIME : 2:33.708		DIFFERENCE : 0.495		
LAP	SECTOR 1	SECTOR 2	LAP TIME	MPH	DIFF	TIME OF DAY
1 -		51.607	2:41.956	65.99	8.248	16:11:03.758
2 -	1:41.606	52.102	2:33.708 (1)	69.53		16:13:37.466
3 -	1:43.961	52.927	2:36.888	68.12	3.180	16:16:14.354
4 -	1:43.087	51.779	2:34.866 (2)	69.01	1.158	16:18:49.220
5 -	1:42.617	52.403	2:35.020 (3)	68.94	1.312	16:21:24.240

P24 37 R4 Nigel KEMP		Kawasaki -				
IDEAL LAP TIME : 2:37.566		BEST LAP TIME : 2:37.566		DIFFERENCE : 0.000		
LAP	SECTOR 1	SECTOR 2	LAP TIME	MPH	DIFF	TIME OF DAY
1 -		54.961	2:51.315	62.38	13.749	16:11:13.117
2 -	1:46.532	53.005	2:39.537 (3)	66.99	1.971	16:13:52.654
3 -	1:47.110	52.729	2:39.839	66.86	2.273	16:16:32.493
4 -	1:45.686	52.782	2:38.468 (2)	67.44	0.902	16:19:10.961
5 -	1:45.087	52.479	2:37.566 (1)	67.83		16:21:48.527

P25 134 R4 Debbie PETTET		Kawasaki - Chris Pettet				
IDEAL LAP TIME : 2:46.602		BEST LAP TIME : 2:46.602		DIFFERENCE : 0.000		
LAP	SECTOR 1	SECTOR 2	LAP TIME	MPH	DIFF	TIME OF DAY
1 -		56.811	2:53.172	61.71	6.570	16:11:14.974
2 -	1:52.240	55.853	2:48.093 (3)	63.58	1.491	16:14:03.067
3 -	1:53.557	57.770	2:51.327	62.38	4.725	16:16:54.394
4 -	1:51.984	55.372	2:47.356 (2)	63.86	0.754	16:19:41.750
5 -	1:51.312	55.290	2:46.602 (1)	64.15		16:22:28.352

P26 31 RMT Kelvin EVENDEN		Suzuki - Glosrose Group				
IDEAL LAP TIME : 2:41.837		BEST LAP TIME : 2:42.057		DIFFERENCE : 0.220		
LAP	SECTOR 1	SECTOR 2	LAP TIME	MPH	DIFF	TIME OF DAY

Weather / Track : Cloudy / Dry

Snetterton 300
Circuit Length = 2.9689 miles
Start: 16:08 Flag 16:20 End: 16:22

BMCRC - MRO Championships 2015 - Rnd 2 @ Snetterton 300

BMCRC Rookie Minitwins & EDIasia Rookie 400

RACE 17 - SECTOR ANALYSIS

SECTOR 1 = FL to I1, SECTOR 2 = I1 to I2, SECTOR 3 = I2 to FL, DIFF = Difference To Personal Best Lap

1 -		56.340	3:21.846	52.95	39.789	16:11:43.648
2 -	1:48.240	56.336	2:44.576	64.94	2.519	16:14:28.224
3 -	1:47.511	56.131	2:43.642 (3)	65.31	1.585	16:17:11.866
4 -	1:47.248	54.884	2:42.132 (2)	65.92	0.075	16:19:53.998
5 -	1:46.953	55.104	2:42.057 (1)	65.95		16:22:36.055

P27 26 RMT Steven DOLAN	Suzuki -	
IDEAL LAP TIME : 2:41.812	BEST LAP TIME : 2:42.475	DIFFERENCE : 0.663

LAP	SECTOR 1	SECTOR 2	LAP TIME	MPH	DIFF	TIME OF DAY
1 -		55.297	3:19.856	53.47	37.381	16:11:41.658
2 -	1:48.416	54.830	2:43.246 (2)	65.47	0.771	16:14:24.904
3 -	1:49.406	54.677	2:44.083	65.13	1.608	16:17:08.987
4 -	1:48.918	55.061	2:43.979 (3)	65.17	1.504	16:19:52.966
5 -	1:47.135	55.340	2:42.475 (1)	65.78		16:22:35.441

P28 23 R4 Tham EVANS	Honda -	
IDEAL LAP TIME : 2:16.537	BEST LAP TIME : 2:16.537	DIFFERENCE : 0.000

LAP	SECTOR 1	SECTOR 2	LAP TIME	MPH	DIFF	TIME OF DAY
1 -		47.487	2:26.342	73.03	9.805	16:10:48.144
2 -	1:32.407	46.556	2:18.963 (3)	76.91	2.426	16:13:07.107
3 -	1:31.033	46.692	2:17.725 (2)	77.60	1.188	16:15:24.832
4 -	1:30.864	45.673	2:16.537 (1)	78.27		16:17:41.369

P29 104 R4 David OGDEN	Yamaha -	
IDEAL LAP TIME : 2:46.142	BEST LAP TIME : 2:46.142	DIFFERENCE : 0.000

LAP	SECTOR 1	SECTOR 2	LAP TIME	MPH	DIFF	TIME OF DAY
1 -		56.480	2:51.452 (2)	62.33	5.310	16:11:13.254
2 -	1:51.608	54.534	2:46.142 (1)	64.33		16:13:59.396

BMCRC - MRO Championships 2015 - Rnd 2 @ Snetterton 300

BMCRC Rookie Minitwins & EDlasia Rookie 400

RACE 17 - BEST SECTORS

		SECTOR 1		SECTOR 2		IDEAL / BEST COMPARISON						
POS	NO	NAME	TIME	NO	NAME	TIME	POS	NO	NAME	IDEAL	BEST	DIFF
									PERFECT LAP	2:12.661		
1	68	EUSTACE	1:28.892	68	EUSTACE	43.769	1	68	EUSTACE	2:12.661	2:12.950	0.289
2	43	DAY	1:29.309	444	WILLIAMS	44.715	2	43	DAY	2:14.966	2:15.139	0.173
3	97	PACKHAM	1:30.289	34	JOHNSON	45.582	3	93	WALLIS	2:16.310	2:16.408	0.098
4	93	WALLIS	1:30.697	93	WALLIS	45.613	4	97	PACKHAM	2:16.317	2:16.317	0.000
5	23	EVANS	1:30.864	25	WHELAN	45.645	5	444	WILLIAMS	2:16.479	2:16.479	0.000
6	25	WHELAN	1:30.956	43	DAY	45.657	6	23	EVANS	2:16.537	2:16.537	0.000
7	22	DOWDS	1:31.366	23	EVANS	45.673	7	25	WHELAN	2:16.601	2:17.532	0.931
8	444	WILLIAMS	1:31.764	22	DOWDS	45.770	8	22	DOWDS	2:17.136	2:17.136	0.000
9	138	BERRY	1:32.080	97	PACKHAM	46.028	9	34	JOHNSON	2:17.678	2:17.860	0.182
10	34	JOHNSON	1:32.096	32	THAY	46.059	10	32	THAY	2:18.434	2:19.143	0.709
11	55	COOPER	1:32.291	55	COOPER	46.423	11	138	BERRY	2:18.709	2:19.298	0.589
12	32	THAY	1:32.375	138	BERRY	46.629	12	55	COOPER	2:18.714	2:19.159	0.445
13	140	SALES	1:32.507	38	COUCHMAN	46.866	13	140	SALES	2:19.434	2:19.434	0.000
14	38	COUCHMAN	1:33.386	140	SALES	46.927	14	38	COUCHMAN	2:20.252	2:22.712	2.460
15	44	DAVIES	1:33.788	81	GRANT	47.160	15	44	DAVIES	2:21.053	2:22.666	1.613
16	81	GRANT	1:34.111	44	DAVIES	47.265	16	81	GRANT	2:21.271	2:21.271	0.000
17	41	TURNER	1:34.376	15	JONES	47.630	17	69	HUSKINSON	2:22.293	2:22.648	0.355
18	69	HUSKINSON	1:34.643	69	HUSKINSON	47.650	18	41	TURNER	2:22.379	2:22.849	0.470
19	15	JONES	1:35.699	41	TURNER	48.003	19	15	JONES	2:23.329	2:23.329	0.000
20	83	GIBSON	1:36.235	83	GIBSON	48.200	20	83	GIBSON	2:24.435	2:24.499	0.064
21	88	RANDALL	1:37.242	88	RANDALL	48.971	21	88	RANDALL	2:26.213	2:26.213	0.000
22	57	FISHER	1:39.045	57	FISHER	50.375	22	57	FISHER	2:29.420	2:29.857	0.437
23	123	BELCHER	1:40.776	123	BELCHER	50.639	23	123	BELCHER	2:31.415	2:31.872	0.457
24	80	ALLOTT	1:41.606	80	ALLOTT	51.607	24	80	ALLOTT	2:33.213	2:33.708	0.495
25	37	KEMP	1:45.087	37	KEMP	52.479	25	37	KEMP	2:37.566	2:37.566	0.000
26	31	EVENDEN	1:46.953	104	OGDEN	54.534	26	26	DOLAN	2:41.812	2:42.475	0.663
27	26	DOLAN	1:47.135	26	DOLAN	54.677	27	31	EVENDEN	2:41.837	2:42.057	0.220
28	134	PETTET	1:51.312	31	EVENDEN	54.884	28	104	OGDEN	2:46.142	2:46.142	0.000
29	104	OGDEN	1:51.608	134	PETTET	55.290	29	134	PETTET	2:46.602	2:46.602	0.000
30												
31												

Weather / Track : Cloudy / Dry

Results can be found at www.tsl-timing.com

Snetterton 300

Circuit Length = 2.9689 miles

Start: 16:08 Flag 16:20 End: 16:22

Printed - 16:25 Sunday, 26 April 2015



Thunderbike Extreme

Snetterton 300

25th & 26th April 2015



Results Provided by Timing Solutions Ltd

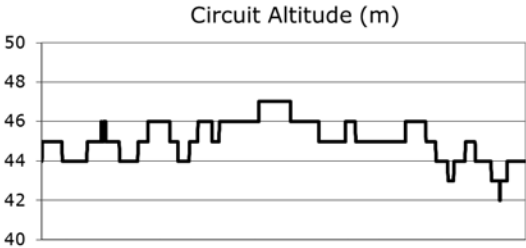
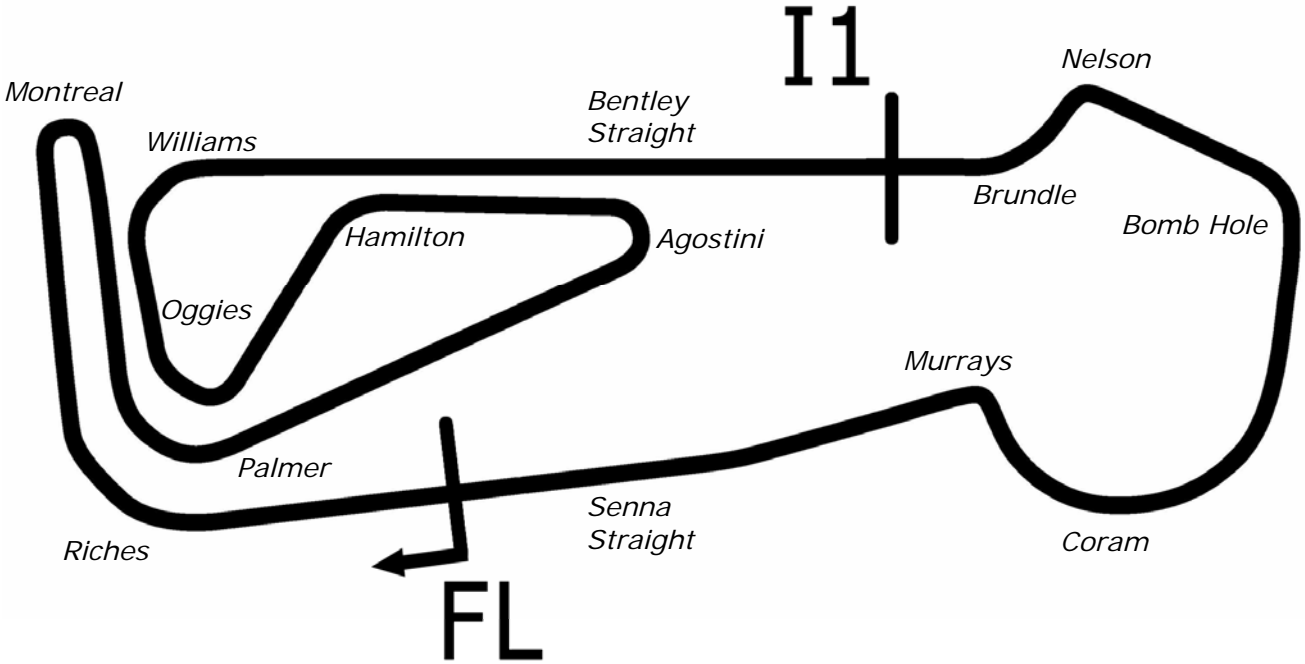
www.tsl-timing.com

Snetterton 300



SPORTS TIMING

TIMING SOLUTIONS LTD



Length	2.9689 miles	4778.0 m	
FL		52.46340 N	0.94476 E
I1	3198m	52.46617 N	0.94964 E
Pit Entry	4572m	52.46364 N	0.94774 E
Pit Exit	40m after FL	52.46338 N	0.94420 E
Pit Entry–Pit Exit 246m, 14.7s @60kph, 11.0s @80kph			

All results available at www.tsl-timing.com

BMCRC - MRO Championships 2015 - Rnd 2 @ Snetterton 300

Thunderbike Extreme

QUALIFYING - CLASSIFICATION



POS	NO	CL	PIC NAME	ENTRY	TIME	ON	LAPS	GAP	DIFF	MPH
1	58		1 Seb KELLY	Suzuki - Go Racing Developments	2:20.845	3	4			75.88
2	41		2 David ABRAHAM	Aprilia - Cambridge Motorcycles	2:28.964	3	4	8.119	8.119	71.74
3	422		3 Ben DOOLAN	Yamaha - BD Plastering	2:29.192	3	4	8.347	0.228	71.63
4	19		4 Dan WRIGHT	Suzuki -	2:29.366	3	4	8.521	0.174	71.55
5	40		5 David SHELVEY	Suzuki -	2:29.423	3	4	8.578	0.057	71.52
6	75		6 Paul NEWMAN	Honda - Leeway Building Services	2:32.843	3	4	11.998	3.420	69.92
7	99		7 Lee BELLOTTI	Honda - John Bellotti (Dad)	2:33.529	4	4	12.684	0.686	69.61
8	92		8 Matt LAST	Suzuki - Phase 5 Technology	2:33.944	3	4	13.099	0.415	69.42
9	139	R	1 Antony COPLEY	Yamaha -	2:35.169	3	4	14.324	1.225	68.88
10	82		9 Matt HINNELLS	Aprilia - Nutsmoto/Moremoto	2:35.218	3	4	14.373	0.049	68.85
11	9		10 Ross DUNNING	Suzuki - Surrey Glazing	2:36.298	3	4	15.453	1.080	68.38
12	69		11 Tony RUSSO	Suzuki - Titan Elevators	2:37.559	4	4	16.714	1.261	67.83
13	114	R	2 Ricky MARTIN	Suzuki -	2:41.096	4	4	20.251	3.537	66.34
14	44		12 Denzil DAVIES	Suzuki - Advanced Mouldings	2:41.148	4	4	20.303	0.052	66.32
15	34		13 Daniel STUART	Yamaha - Aspect maintenance	2:41.410	4	4	20.565	0.262	66.21
16	47		14 Mark TROWELL	Yamaha - ELP	2:41.556	2	4	20.711	0.146	66.15
17	33	R	3 Andrew COLLINS	Triumph - Clive Wood triumph	2:41.985	3	4	21.140	0.429	65.98
18	141	R	4 Matthew ROBINSON	Kawasaki - Currie Motors	2:42.579	3	4	21.734	0.594	65.74
19	45		15 Paul BRYANT	Honda - CVM	2:44.010	4	4	23.165	1.431	65.16
20	254		16 Rick WINDAS	Ducati -	2:44.138	3	4	23.293	0.128	65.11
21	39		17 Rob WILLIAMS	Suzuki -	2:44.649	4	4	23.804	0.511	64.91
22	10	R	5 Mark MASKELL	Suzuki - h4hrr.co.uk/Poppy Nursing Services	2:45.055	3	4	24.210	0.406	64.75
23	54		18 Andrew SAUNDERS	Yamaha - RG Racing/MSS Performance	2:45.842	1	1	24.997	0.787	64.44
24	55		19 Michael COPLEY	Suzuki - Spindle Grind	2:46.486	4	4	25.641	0.644	64.19
25	52		20 Chris DOWLING	Honda -	2:46.657	2	3	25.812	0.171	64.13
26	110		21 Paul TAFFURELLI	Honda - Jesfer Technology	2:48.926	4	4	28.081	2.269	63.27
27	57	R	6 Nicholas WESTON	Kawasaki -	2:49.454	3	3	28.609	0.528	63.07
28	174		22 Talan SKEELS-PIGGINS	Suzuki - McMillan Williams	2:50.927	4	4	30.082	1.473	62.53
29	72	R	7 Jim DAVIES	Yamaha - Necci Motorcycles Ltd	2:53.357	3	3	32.512	2.430	61.65
30	169	R	8 Matthew WREN	Kawasaki -	2:53.710	3	3	32.865	0.353	61.52
31	113	R	9 Matthew FITZGERALD	Kawasaki - Ratchet Racing	2:55.974	3	3	35.129	2.264	60.73
32	64		23 Mitchell BROOKES	Honda -	3:03.553	3	3	42.708	7.579	58.22
33	5		24 Nick BISHOP	Suzuki -	3:08.288	2	2	47.443	4.735	56.76
34	28		25 Dan NEMATI	Yamaha - Wayne Johnson	3:08.385	2	2	47.540	0.097	56.73
35	178		26 Richard MORRIS	Honda - Mark 1 Diggers	3:25.343	2	2	1:04.498	16.958	52.04
36	42		27 Alan WOOD	Suzuki - www.alanwoodracing.co.uk			2			

Snetterton 300

Circuit Length = 2.9689 miles

Start: 10:03 Flag 10:13 End: 10:15

Weather / Track : Rain / Wet

These results are provisional until the conclusion of any judicial and technical matters.

Clerk Of Course :	Timekeeper :
-------------------	--------------

Results can be found at www.tsl-timing.com

Printed - 10:16 Saturday, 25 April 2015



BMCRC - MRO Championships 2015 - Rnd 2 @ Snetterton 300

Thunderbike Extreme

QUALIFYING - SECTOR ANALYSIS

SECTOR 1 = FL to I1, SECTOR 2 = I1 to I2, SECTOR 3 = I2 to FL, DIFF = Difference To Personal Best Lap

P1 58		Seb KELLY		Suzuki - Go Racing Developments		
IDEAL LAP TIME : 2:20.845		BEST LAP TIME : 2:20.845		DIFFERENCE : 0.000		
LAP	SECTOR 1	SECTOR 2	LAP TIME	MPH	DIFF	TIME OF DAY
1 -	1:41.258	48.740	2:29.998	71.25	9.153	10:06:17.032
2 -	1:34.771	49.194	2:23.965 (3)	74.24	3.120	10:08:40.997
3 -	1:32.885	47.960	2:20.845 (1)	75.88		10:11:01.842
4 -	1:35.401	48.425	2:23.826 (2)	74.31	2.981	10:13:25.668

P2 41		David ABRAHAM		Aprilia - Cambridge Motorcycles		
IDEAL LAP TIME : 2:28.964		BEST LAP TIME : 2:28.964		DIFFERENCE : 0.000		
LAP	SECTOR 1	SECTOR 2	LAP TIME	MPH	DIFF	TIME OF DAY
1 -	1:46.246	51.374	2:37.620	67.80	8.656	10:06:26.036
2 -	1:40.788	51.115	2:31.903 (2)	70.36	2.939	10:08:57.939
3 -	1:39.251	49.713	2:28.964 (1)	71.74		10:11:26.903
4 -	1:41.825	51.776	2:33.601 (3)	69.58	4.637	10:14:00.504

P3 422		Ben DOOLAN		Yamaha - BD Plastering		
IDEAL LAP TIME : 2:28.074		BEST LAP TIME : 2:29.192		DIFFERENCE : 1.118		
LAP	SECTOR 1	SECTOR 2	LAP TIME	MPH	DIFF	TIME OF DAY
1 -	1:44.196	51.864	2:36.060	68.48	6.868	10:06:24.638
2 -	1:41.363	51.026	2:32.389 (3)	70.13	3.197	10:08:57.027
3 -	1:38.775	50.417	2:29.192 (1)	71.63		10:11:26.219
4 -	1:41.579	49.299	2:30.878 (2)	70.83	1.686	10:13:57.097

P4 19		Dan WRIGHT		Suzuki -		
IDEAL LAP TIME : 2:29.366		BEST LAP TIME : 2:29.366		DIFFERENCE : 0.000		
LAP	SECTOR 1	SECTOR 2	LAP TIME	MPH	DIFF	TIME OF DAY
1 -	1:45.940	52.008	2:37.948	67.66	8.582	10:06:24.524
2 -	1:41.267	50.926	2:32.193 (2)	70.22	2.827	10:08:56.717
3 -	1:38.769	50.597	2:29.366 (1)	71.55		10:11:26.083
4 -	1:41.816	51.676	2:33.492 (3)	69.63	4.126	10:13:59.575

P5 40		David SHELVEY		Suzuki -		
IDEAL LAP TIME : 2:29.328		BEST LAP TIME : 2:29.423		DIFFERENCE : 0.095		
LAP	SECTOR 1	SECTOR 2	LAP TIME	MPH	DIFF	TIME OF DAY
1 -	1:45.962	56.583	2:42.545	65.75	13.122	10:07:13.717
2 -	1:44.209	51.806	2:36.015 (3)	68.50	6.592	10:09:49.732
3 -	1:39.927	49.496	2:29.423 (1)	71.52		10:12:19.155
4 -	1:39.832	50.494	2:30.326 (2)	71.09	0.903	10:14:49.481

P6 75		Paul NEWMAN		Honda - Leeway Building Services		
IDEAL LAP TIME : 2:32.843		BEST LAP TIME : 2:32.843		DIFFERENCE : 0.000		
LAP	SECTOR 1	SECTOR 2	LAP TIME	MPH	DIFF	TIME OF DAY
1 -	1:49.804	51.986	2:41.790	66.06	8.947	10:06:34.281
2 -	1:42.685	51.592	2:34.277 (2)	69.27	1.434	10:09:08.558
3 -	1:42.202	50.641	2:32.843 (1)	69.92		10:11:41.401
4 -	1:43.003	51.283	2:34.286 (3)	69.27	1.443	10:14:15.687

P7 99		Lee BELLOTTI		Honda - John Bellotti (Dad)		
IDEAL LAP TIME : 2:33.529		BEST LAP TIME : 2:33.529		DIFFERENCE : 0.000		
LAP	SECTOR 1	SECTOR 2	LAP TIME	MPH	DIFF	TIME OF DAY
1 -	1:59.453	55.149	2:54.602	61.21	21.073	10:06:56.638
2 -	1:44.147	52.994	2:37.141 (3)	68.01	3.612	10:09:33.779
3 -	1:42.907	52.100	2:35.007 (2)	68.95	1.478	10:12:08.786
4 -	1:42.668	50.861	2:33.529 (1)	69.61		10:14:42.315

Weather / Track : Rain / Wet

Snetterton 300

Circuit Length = 2.9689 miles

Start: 10:03 Flag 10:13 End: 10:15

BMCRC - MRO Championships 2015 - Rnd 2 @ Snetterton 300

Thunderbike Extreme

QUALIFYING - SECTOR ANALYSIS

SECTOR 1 = FL to I1, SECTOR 2 = I1 to I2, SECTOR 3 = I2 to FL, DIFF = Difference To Personal Best Lap

P8 92		Matt LAST		Suzuki - Phase 5 Technology			
IDEAL LAP TIME : 2:33.944		BEST LAP TIME : 2:33.944		DIFFERENCE : 0.000			
LAP	SECTOR 1	SECTOR 2	LAP TIME	MPH	DIFF	TIME OF DAY	
1 -	1:54.361	54.105	2:48.466	63.44	14.522	10:06:42.393	
2 -	1:42.846	53.749	2:36.595 (3)	68.25	2.651	10:09:18.988	
3 -	1:42.659	51.285	2:33.944 (1)	69.42		10:11:52.932	
4 -	1:42.757	52.401	2:35.158 (2)	68.88	1.214	10:14:28.090	

P9 139 R		Antony COPLEY		Yamaha -			
IDEAL LAP TIME : 2:34.808		BEST LAP TIME : 2:35.169		DIFFERENCE : 0.361			
LAP	SECTOR 1	SECTOR 2	LAP TIME	MPH	DIFF	TIME OF DAY	
1 -	2:05.296	1:02.232	3:07.528	56.99	32.359	10:07:06.345	
2 -	1:49.484	54.381	2:43.865 (3)	65.22	8.696	10:09:50.210	
3 -	1:42.486	52.683	2:35.169 (1)	68.88		10:12:25.379	
4 -	1:42.975	52.322	2:35.297 (2)	68.82	0.128	10:15:00.676	

P10 82		Matt HINNELLS		Aprilia - Nutsmoto/Moremoto			
IDEAL LAP TIME : 2:35.041		BEST LAP TIME : 2:35.218		DIFFERENCE : 0.177			
LAP	SECTOR 1	SECTOR 2	LAP TIME	MPH	DIFF	TIME OF DAY	
1 -	1:52.325	57.225	2:49.550	63.03	14.332	10:06:45.817	
2 -	1:45.240	54.272	2:39.512 (3)	67.00	4.294	10:09:25.329	
3 -	1:43.209	52.009	2:35.218 (1)	68.85		10:12:00.547	
4 -	1:43.032	52.712	2:35.744 (2)	68.62	0.526	10:14:36.291	

P11 9		Ross DUNNING		Suzuki - Surrey Glazing			
IDEAL LAP TIME : 2:36.298		BEST LAP TIME : 2:36.298		DIFFERENCE : 0.000			
LAP	SECTOR 1	SECTOR 2	LAP TIME	MPH	DIFF	TIME OF DAY	
1 -	1:55.482	54.914	2:50.396	62.72	14.098	10:06:40.762	
2 -	1:47.971	54.615	2:42.586 (3)	65.73	6.288	10:09:23.348	
3 -	1:43.911	52.387	2:36.298 (1)	68.38		10:11:59.646	
4 -	1:46.180	53.921	2:40.101 (2)	66.75	3.803	10:14:39.747	

P12 69		Tony RUSSO		Suzuki - Titan Elevators			
IDEAL LAP TIME : 2:37.507		BEST LAP TIME : 2:37.559		DIFFERENCE : 0.052			
LAP	SECTOR 1	SECTOR 2	LAP TIME	MPH	DIFF	TIME OF DAY	
1 -	1:58.759	57.642	2:56.401	60.58	18.842	10:06:50.958	
2 -	1:48.087	54.913	2:43.000 (3)	65.57	5.441	10:09:33.958	
3 -	1:45.087	53.098	2:38.185 (2)	67.56	0.626	10:12:12.143	
4 -	1:45.139	52.420	2:37.559 (1)	67.83		10:14:49.702	

P13 114 R		Ricky MARTIN		Suzuki -			
IDEAL LAP TIME : 2:41.096		BEST LAP TIME : 2:41.096		DIFFERENCE : 0.000			
LAP	SECTOR 1	SECTOR 2	LAP TIME	MPH	DIFF	TIME OF DAY	
1 -	2:02.879	1:00.433	3:03.312	58.30	22.216	10:07:07.808	
2 -	1:51.892	56.155	2:48.047 (3)	63.60	6.951	10:09:55.855	
3 -	1:48.366	56.520	2:44.886 (2)	64.82	3.790	10:12:40.741	
4 -	1:45.331	55.765	2:41.096 (1)	66.34		10:15:21.837	

P14 44		Denzil DAVIES		Suzuki - Advanced Mouldings			
IDEAL LAP TIME : 2:41.148		BEST LAP TIME : 2:41.148		DIFFERENCE : 0.000			
LAP	SECTOR 1	SECTOR 2	LAP TIME	MPH	DIFF	TIME OF DAY	
1 -	2:07.252	58.123	3:05.375	57.65	24.227	10:07:10.306	
2 -	1:50.374	55.304	2:45.678 (2)	64.51	4.530	10:09:55.984	
3 -	1:48.585	58.293	2:46.878 (3)	64.04	5.730	10:12:42.862	
4 -	1:47.298	53.850	2:41.148 (1)	66.32		10:15:24.010	

Weather / Track : Rain / Wet

Snetterton 300
Circuit Length = 2.9689 miles
Start: 10:03 Flag 10:13 End: 10:15

BMCRC - MRO Championships 2015 - Rnd 2 @ Snetterton 300

Thunderbike Extreme

QUALIFYING - SECTOR ANALYSIS

SECTOR 1 = FL to I1, SECTOR 2 = I1 to I2, SECTOR 3 = I2 to FL, DIFF = Difference To Personal Best Lap

P15 34		Daniel STUART		Yamaha - Aspect maintenance		
IDEAL LAP TIME : 2:40.437		BEST LAP TIME : 2:41.410		DIFFERENCE : 0.973		
LAP	SECTOR 1	SECTOR 2	LAP TIME	MPH	DIFF	TIME OF DAY
1 -	2:06.301	58.593	3:04.894	57.80	23.484	10:07:10.833
2 -	1:50.512	56.758	2:47.270 (3)	63.89	5.860	10:09:58.103
3 -	1:46.362	57.378	2:43.740 (2)	65.27	2.330	10:12:41.843
4 -	1:47.335	54.075	2:41.410 (1)	66.21		10:15:23.253

P16 47		Mark TROWELL		Yamaha - ELP		
IDEAL LAP TIME : 2:41.484		BEST LAP TIME : 2:41.556		DIFFERENCE : 0.072		
LAP	SECTOR 1	SECTOR 2	LAP TIME	MPH	DIFF	TIME OF DAY
1 -	2:02.718	57.946	3:00.664	59.15	19.108	10:07:00.619
2 -	1:47.018	54.538	2:41.556 (1)	66.15		10:09:42.175
3 -	1:48.392	54.466	2:42.858 (2)	65.62	1.302	10:12:25.033
4 -	1:48.807	55.328	2:44.135 (3)	65.11	2.579	10:15:09.168

P17 33 R		Andrew COLLINS		Triumph - Clive Wood triumph		
IDEAL LAP TIME : 2:40.162		BEST LAP TIME : 2:41.985		DIFFERENCE : 1.823		
LAP	SECTOR 1	SECTOR 2	LAP TIME	MPH	DIFF	TIME OF DAY
1 -	2:05.945	59.381	3:05.326	57.67	23.341	10:07:08.370
2 -	1:51.305	54.307	2:45.612 (3)	64.53	3.627	10:09:53.982
3 -	1:45.855	56.130	2:41.985 (1)	65.98		10:12:35.967
4 -	1:48.523	56.530	2:45.053 (2)	64.75	3.068	10:15:21.020

P18 141 R		Matthew ROBINSON		Kawasaki - Currie Motors		
IDEAL LAP TIME : 2:42.579		BEST LAP TIME : 2:42.579		DIFFERENCE : 0.000		
LAP	SECTOR 1	SECTOR 2	LAP TIME	MPH	DIFF	TIME OF DAY
1 -	2:07.759	1:00.517	3:08.276	56.76	25.697	10:07:16.827
2 -	1:48.352	56.977	2:45.329 (3)	64.64	2.750	10:10:02.156
3 -	1:48.081	54.498	2:42.579 (1)	65.74		10:12:44.735
4 -	1:48.162	55.061	2:43.223 (2)	65.48	0.644	10:15:27.958

P19 45		Paul BRYANT		Honda - CVM		
IDEAL LAP TIME : 2:43.772		BEST LAP TIME : 2:44.010		DIFFERENCE : 0.238		
LAP	SECTOR 1	SECTOR 2	LAP TIME	MPH	DIFF	TIME OF DAY
1 -	2:03.765	1:03.640	3:07.405	57.03	23.395	10:07:06.857
2 -	1:51.481	56.165	2:47.646 (2)	63.75	3.636	10:09:54.503
3 -	1:49.356	58.415	2:47.771 (3)	63.70	3.761	10:12:42.274
4 -	1:47.607	56.403	2:44.010 (1)	65.16		10:15:26.284

P20 254		Rick WINDAS		Ducati -		
IDEAL LAP TIME : 2:42.700		BEST LAP TIME : 2:44.138		DIFFERENCE : 1.438		
LAP	SECTOR 1	SECTOR 2	LAP TIME	MPH	DIFF	TIME OF DAY
1 -	2:03.196	1:01.766	3:04.962	57.78	20.824	10:07:05.446
2 -	1:52.571	54.892	2:47.463 (3)	63.82	3.325	10:09:52.909
3 -	1:47.808	56.330	2:44.138 (1)	65.11		10:12:37.047
4 -	1:50.580	55.901	2:46.481 (2)	64.20	2.343	10:15:23.528

P21 39		Rob WILLIAMS		Suzuki -		
IDEAL LAP TIME : 2:44.649		BEST LAP TIME : 2:44.649		DIFFERENCE : 0.000		
LAP	SECTOR 1	SECTOR 2	LAP TIME	MPH	DIFF	TIME OF DAY
1 -	2:10.452	1:03.263	3:13.715	55.17	29.066	10:07:17.535
2 -	1:52.190	56.936	2:49.126 (3)	63.19	4.477	10:10:06.661
3 -	1:49.105	56.429	2:45.534 (2)	64.56	0.885	10:12:52.195
4 -	1:49.054	55.595	2:44.649 (1)	64.91		10:15:36.844

Weather / Track : Rain / Wet

Snetterton 300

Circuit Length = 2.9689 miles

Start: 10:03 Flag 10:13 End: 10:15

BMCRC - MRO Championships 2015 - Rnd 2 @ Snetterton 300

Thunderbike Extreme

QUALIFYING - SECTOR ANALYSIS

SECTOR 1 = FL to I1, SECTOR 2 = I1 to I2, SECTOR 3 = I2 to FL, DIFF = Difference To Personal Best Lap

P22	10 R	Mark MASKELL	Suzuki - h4hrr.co.uk/Poppy Nursing Services			
IDEAL LAP TIME : 2:44.363		BEST LAP TIME : 2:45.055		DIFFERENCE : 0.692		
LAP	SECTOR 1	SECTOR 2	LAP TIME	MPH	DIFF	TIME OF DAY
1 -	2:03.012	1:00.417	3:03.429	58.26	18.374	10:07:02.054
2 -	1:50.774	55.492	2:46.266 (2)	64.28	1.211	10:09:48.320
3 -	1:49.666	55.389	2:45.055 (1)	64.75		10:12:33.375
4 -	1:53.664	54.697	2:48.361 (3)	63.48	3.306	10:15:21.736
P23	54	Andrew SAUNDERS	Yamaha - RG Racing/MSS Performance			
IDEAL LAP TIME : 2:41.604		BEST LAP TIME : 2:45.842		DIFFERENCE : 4.238		
LAP	SECTOR 1	SECTOR 2	LAP TIME	MPH	DIFF	TIME OF DAY
1 -	1:51.833	54.009	2:45.842 (1)	64.44		10:06:37.336
P24	55	Michael COPLEY	Suzuki - Spindle Grind			
IDEAL LAP TIME : 2:45.972		BEST LAP TIME : 2:46.486		DIFFERENCE : 0.514		
LAP	SECTOR 1	SECTOR 2	LAP TIME	MPH	DIFF	TIME OF DAY
1 -	1:57.425	57.680	2:55.105	61.03	8.619	10:06:50.878
2 -	1:51.105	57.325	2:48.430 (3)	63.45	1.944	10:09:39.308
3 -	1:49.488	57.020	2:46.508 (2)	64.18	0.022	10:12:25.816
4 -	1:50.002	56.484	2:46.486 (1)	64.19		10:15:12.302
P25	52	Chris DOWLING	Honda -			
IDEAL LAP TIME : 2:46.657		BEST LAP TIME : 2:46.657		DIFFERENCE : 0.000		
LAP	SECTOR 1	SECTOR 2	LAP TIME	MPH	DIFF	TIME OF DAY
1 -	2:01.889	1:01.299	3:03.188 (3)	58.34	16.531	10:07:05.581
2 -	1:50.481	56.176	2:46.657 (1)	64.13		10:09:52.238
3 -	1:51.971	1:00.651	2:52.622 (2)	61.91	5.965	10:12:44.860
P26	110	Paul TAFFURELLI	Honda - Jesfer Technology			
IDEAL LAP TIME : 2:47.919		BEST LAP TIME : 2:48.926		DIFFERENCE : 1.007		
LAP	SECTOR 1	SECTOR 2	LAP TIME	MPH	DIFF	TIME OF DAY
1 -	1:55.528	1:00.002	2:55.530 (3)	60.89	6.604	10:06:45.950
2 -	1:51.653	58.521	2:50.174 (2)	62.80	1.248	10:09:36.124
3 -	2:03.327	57.012	3:00.339	59.26	11.413	10:12:36.463
4 -	1:52.660	56.266	2:48.926 (1)	63.27		10:15:25.389
P27	57 R	Nicholas WESTON	Kawasaki -			
IDEAL LAP TIME : 2:49.454		BEST LAP TIME : 2:49.454		DIFFERENCE : 0.000		
LAP	SECTOR 1	SECTOR 2	LAP TIME	MPH	DIFF	TIME OF DAY
1 -	2:09.757	1:04.692	3:14.449 (3)	54.96	24.995	10:07:20.891
2 -	1:53.766	59.865	2:53.631 (2)	61.55	4.177	10:10:14.522
3 -	1:52.113	57.341	2:49.454 (1)	63.07		10:13:03.976
P28	174	Talan SKEELS-PIGGINS	Suzuki - McMillan Williams			
IDEAL LAP TIME : 2:49.991		BEST LAP TIME : 2:50.927		DIFFERENCE : 0.936		
LAP	SECTOR 1	SECTOR 2	LAP TIME	MPH	DIFF	TIME OF DAY
1 -	OUTLAP	1:01.683	3:13.200	55.32	22.273	10:07:04.026
2 -	1:55.445	1:00.562	2:56.007 (3)	60.72	5.080	10:10:00.033
3 -	1:55.068	57.233	2:52.301 (2)	62.03	1.374	10:12:52.334
4 -	1:52.758	58.169	2:50.927 (1)	62.53		10:15:43.261
P29	72 R	Jim DAVIES	Yamaha - Necci Motorcycles Ltd			
IDEAL LAP TIME : 2:52.498		BEST LAP TIME : 2:53.357		DIFFERENCE : 0.859		
LAP	SECTOR 1	SECTOR 2	LAP TIME	MPH	DIFF	TIME OF DAY
1 -	2:12.052	1:07.086	3:19.138 (3)	53.67	25.781	10:07:23.854

Weather / Track : Rain / Wet

Snetterton 300
Circuit Length = 2.9689 miles
Start: 10:03 Flag 10:13 End: 10:15

BMCRC - MRO Championships 2015 - Rnd 2 @ Snetterton 300

Thunderbike Extreme

QUALIFYING - SECTOR ANALYSIS

SECTOR 1 = FL to I1, SECTOR 2 = I1 to I2, SECTOR 3 = I2 to FL, DIFF = Difference To Personal Best Lap

2 - 1:54.514 1:00.190 2:54.704 (2) 61.17 1.347 10:10:18.558
3 - 1:52.308 1:01.049 2:53.357 (1) 61.65 10:13:11.915

P30 169 R Matthew WREN		Kawasaki -				
IDEAL LAP TIME : 2:53.361		BEST LAP TIME : 2:53.710		DIFFERENCE : 0.349		
LAP	SECTOR 1	SECTOR 2	LAP TIME	MPH	DIFF	TIME OF DAY
1 -	2:14.609	1:06.148	3:20.757 (3)	53.23	27.047	10:07:22.341
2 -	1:59.959	59.182	2:59.141 (2)	59.66	5.431	10:10:21.482
3 -	1:54.179	59.531	2:53.710 (1)	61.52		10:13:15.192

P31 113 R Matthew FITZGERALD		Kawasaki - Ratchet Racing				
IDEAL LAP TIME : 2:53.109		BEST LAP TIME : 2:55.974		DIFFERENCE : 2.865		
LAP	SECTOR 1	SECTOR 2	LAP TIME	MPH	DIFF	TIME OF DAY
1 -	2:10.256	1:05.537	3:15.793 (3)	54.58	19.819	10:07:24.309
2 -	1:58.510	59.579	2:58.089 (2)	60.01	2.115	10:10:22.398
3 -	1:53.530	1:02.444	2:55.974 (1)	60.73		10:13:18.372

P32 64 Mitchell BROOKES		Honda -				
IDEAL LAP TIME : 3:03.553		BEST LAP TIME : 3:03.553		DIFFERENCE : 0.000		
LAP	SECTOR 1	SECTOR 2	LAP TIME	MPH	DIFF	TIME OF DAY
1 -	2:15.759	1:05.348	3:21.107 (3)	53.14	17.554	10:07:18.619
2 -	2:04.602	1:03.153	3:07.755 (2)	56.92	4.202	10:10:26.374
3 -	2:01.221	1:02.332	3:03.553 (1)	58.22		10:13:29.927

P33 5 Nick BISHOP		Suzuki -				
IDEAL LAP TIME : 3:08.288		BEST LAP TIME : 3:08.288		DIFFERENCE : 0.000		
LAP	SECTOR 1	SECTOR 2	LAP TIME	MPH	DIFF	TIME OF DAY
1 -	2:13.871	1:05.017	3:18.888 (2)	53.73	10.600	10:07:29.166
2 -	2:03.338	1:04.950	3:08.288 (1)	56.76		10:10:37.454

P34 28 Dan NEMATI		Yamaha - Wayne Johnson				
IDEAL LAP TIME : 3:08.385		BEST LAP TIME : 3:08.385		DIFFERENCE : 0.000		
LAP	SECTOR 1	SECTOR 2	LAP TIME	MPH	DIFF	TIME OF DAY
1 -	2:15.132	1:06.398	3:21.530 (2)	53.03	13.145	10:09:34.389
2 -	2:06.233	1:02.152	3:08.385 (1)	56.73		10:12:42.774

P35 178 Richard MORRIS		Honda - Mark 1 Diggers				
IDEAL LAP TIME : 3:23.611		BEST LAP TIME : 3:25.343		DIFFERENCE : 1.732		
LAP	SECTOR 1	SECTOR 2	LAP TIME	MPH	DIFF	TIME OF DAY
1 -	2:22.079	1:08.385	3:30.464 (2)	50.78	5.121	10:07:41.595
2 -	2:15.226	1:10.117	3:25.343 (1)	52.04		10:11:06.938

P36 42 Alan WOOD		Suzuki - www.alanwoodracing.co.uk				
IDEAL LAP TIME : 9:29.599		BEST LAP TIME :		DIFFERENCE :		
LAP	SECTOR 1	SECTOR 2	LAP TIME	MPH	DIFF	TIME OF DAY
1 -			6:34.312 P	27.10		10:10:29.940
2 -	OUTLAP	57.697	2:55.287	60.97		10:13:25.227

BMCRC - MRO Championships 2015 - Rnd 2 @ Snetterton 300

Thunderbike Extreme

QUALIFYING - BEST SECTORS

SECTOR 1			SECTOR 2			IDEAL / BEST COMPARISON						
POS	NO	NAME	TIME	NO	NAME	TIME	POS	NO	NAME	IDEAL	BEST	DIFF
									PERFECT LAP	2:20.845		
1	58	KELLY	1:32.885	58	KELLY	47.960	1	58	KELLY	2:20.845	2:20.845	0.000
2	19	WRIGHT	1:38.769	422	DOOLAN	49.299	2	422	DOOLAN	2:28.074	2:29.192	1.118
3	422	DOOLAN	1:38.775	40	SHELVEY	49.496	3	41	ABRAHAM	2:28.964	2:28.964	0.000
4	41	ABRAHAM	1:39.251	41	ABRAHAM	49.713	4	40	SHELVEY	2:29.328	2:29.423	0.095
5	40	SHELVEY	1:39.832	19	WRIGHT	50.597	5	19	WRIGHT	2:29.366	2:29.366	0.000
6	75	NEWMAN	1:42.202	75	NEWMAN	50.641	6	75	NEWMAN	2:32.843	2:32.843	0.000
7	139	COPLEY	1:42.486	99	BELLOTTI	50.861	7	99	BELLOTTI	2:33.529	2:33.529	0.000
8	92	LAST	1:42.659	92	LAST	51.285	8	92	LAST	2:33.944	2:33.944	0.000
9	99	BELLOTTI	1:42.668	82	HINNELLS	52.009	9	139	COPLEY	2:34.808	2:35.169	0.361
10	82	HINNELLS	1:43.032	139	COPLEY	52.322	10	82	HINNELLS	2:35.041	2:35.218	0.177
11	9	DUNNING	1:43.911	9	DUNNING	52.387	11	9	DUNNING	2:36.298	2:36.298	0.000
12	69	RUSSO	1:45.087	69	RUSSO	52.420	12	69	RUSSO	2:37.507	2:37.559	0.052
13	114	MARTIN	1:45.331	44	DAVIES	53.850	13	33	COLLINS	2:40.162	2:41.985	1.823
14	33	COLLINS	1:45.855	54	SAUNDERS	54.009	14	34	STUART	2:40.437	2:41.410	0.973
15	34	STUART	1:46.362	34	STUART	54.075	15	114	MARTIN	2:41.096	2:41.096	0.000
16	47	TROWELL	1:47.018	33	COLLINS	54.307	16	44	DAVIES	2:41.148	2:41.148	0.000
17	44	DAVIES	1:47.298	47	TROWELL	54.466	17	47	TROWELL	2:41.484	2:41.556	0.072
18	54	SAUNDERS	1:47.595	141	ROBINSON	54.498	18	54	SAUNDERS	2:41.604	2:45.842	4.238
19	45	BRYANT	1:47.607	10	MASKELL	54.697	19	141	ROBINSON	2:42.579	2:42.579	0.000
20	254	WINDAS	1:47.808	254	WINDAS	54.892	20	254	WINDAS	2:42.700	2:44.138	1.438
21	141	ROBINSON	1:48.081	39	WILLIAMS	55.595	21	45	BRYANT	2:43.772	2:44.010	0.238
22	39	WILLIAMS	1:49.054	114	MARTIN	55.765	22	10	MASKELL	2:44.363	2:45.055	0.692
23	55	COPLEY	1:49.488	45	BRYANT	56.165	23	39	WILLIAMS	2:44.649	2:44.649	0.000
24	10	MASKELL	1:49.666	52	DOWLING	56.176	24	55	COPLEY	2:45.972	2:46.486	0.514
25	52	DOWLING	1:50.481	110	TAFFURELLI	56.266	25	52	DOWLING	2:46.657	2:46.657	0.000
26	110	TAFFURELLI	1:51.653	55	COPLEY	56.484	26	110	TAFFURELLI	2:47.919	2:48.926	1.007
27	57	WESTON	1:52.113	174	SKEELS-PIGGINS	57.233	27	57	WESTON	2:49.454	2:49.454	0.000
28	72	DAVIES	1:52.308	57	WESTON	57.341	28	174	SKEELS-PIGGINS	2:49.991	2:50.927	0.936
29	174	SKEELS-PIGGINS	1:52.758	42	WOOD	57.697	29	72	DAVIES	2:52.498	2:53.357	0.859
30	113	FITZGERALD	1:53.530	169	WREN	59.182	30	113	FITZGERALD	2:53.109	2:55.974	2.865
31	169	WREN	1:54.179	113	FITZGERALD	59.579	31	169	WREN	2:53.361	2:53.710	0.349
32	64	BROOKES	2:01.221	72	DAVIES	1:00.190	32	64	BROOKES	3:03.553	3:03.553	0.000
33	5	BISHOP	2:03.338	28	NEMATI	1:02.152	33	5	BISHOP	3:08.288	3:08.288	0.000
34	28	NEMATI	2:06.233	64	BROOKES	1:02.332	34	28	NEMATI	3:08.385	3:08.385	0.000
35	178	MORRIS	2:15.226	5	BISHOP	1:04.950	35	178	MORRIS	3:23.611	3:25.343	1.732
36	42	WOOD	8:31.902	178	MORRIS	1:08.385	36	42	WOOD	9:29.599		

Weather / Track : Rain / Wet

Snetterton 300

Circuit Length = 2.9689 miles

Start: 10:03 Flag 10:13 End: 10:15

Results can be found at www.tsl-timing.com

Printed - 10:16 Saturday, 25 April 2015

BMCRC - MRO Championships 2015 - Rnd 2 @ Snetterton 300



Thunderbike Extreme

RACE 5 - GRID (5 Laps)

ROW 12	36	2:50.927	174	Talan SKEELS-PIGGINS	35	42	Alan WOOD	34	3:25.343	178	Richard MORRIS			
ROW 11			33	3:08.385	28	Dan NEMATI	32	3:08.288	5	Nick BISHOP	31	3:03.553	64	Mitchell BROOKES
ROW 10	30	2:55.974	113	Matthew FITZGERALD	29	2:53.710	169	Matthew WREN	28	2:53.357	72	Jim DAVIES		
ROW 9			27	2:49.454	57	Nicholas WESTON	26	2:48.926	110	Paul TAFFURELLI	25	2:46.657	52	Chris DOWLING
ROW 8	24	2:46.486	55	Michael COPLEY	23	2:45.842	54	Andrew SAUNDERS	22	2:45.055	10	Mark MASKELL		
ROW 7			21	2:44.649	39	Rob WILLIAMS	20	2:44.138	254	Rick WINDAS	19	2:44.010	45	Paul BRYANT
ROW 6	18	2:42.579	141	Matthew ROBINSON	17	2:41.985	33	Andrew COLLINS	16	2:41.556	47	Mark TROWELL		
ROW 5			15	2:41.410	34	Daniel STUART	14	2:41.148	44	Denzil DAVIES	13	2:41.096	114	Ricky MARTIN
ROW 4	12	2:37.559	69	Tony RUSSO	11	2:36.298	9	Ross DUNNING	10	2:35.218	82	Matt HINNELLS		
ROW 3			9	2:35.169	139	Antony COPLEY	8	2:33.944	92	Matt LAST	7	2:33.529	99	Lee BELLOTTI
ROW 2	6	2:32.843	75	Paul NEWMAN	5	2:29.423	40	David SHELVEY	4	2:29.366	19	Dan WRIGHT		
ROW 1			3	2:29.192	422	Ben DOOLAN	2	2:28.964	41	David ABRAHAM	1	2:20.845	58	Seb KELLY
														Pole

Snetterton 300
Circuit Length = 2.9689 miles

These results are provisional until the conclusion of any judicial and technical matters.

Clerk Of Course :	Timekeeper :
-------------------	--------------

Results can be found at www.tsl-timing.com

Printed - 10:20 Saturday, 25 April 2015



BMCRC - MRO Championships 2015 - Rnd 2 @ Snetterton 300



Thunderbike Extreme

RACE 5 - CLASSIFICATION

POS	NO	CL	PIC NAME	ENTRY	LAPS	TIME	GAP	DIFF	MPH	BEST	ON
1	40		1 David SHELVEY	Suzuki -	5	10:41.209			83.34	2:06.539	2
2	44		2 Denzil DAVIES	Suzuki - Advanced Mouldings	5	10:42.114	0.905	0.905	83.22	2:04.858	5
3	422		3 Ben DOOLAN	Yamaha - BD Plastering	5	10:42.201	0.992	0.087	83.21	2:06.247	2
4	34		4 Daniel STUART	Yamaha - Aspect maintenance	5	10:44.937	3.728	2.736	82.86	2:06.469	2
5	41		5 David ABRAHAM	Aprilia - Cambridge Motorcycles	5	10:45.157	3.948	0.220	82.83	2:07.126	2
6	54		6 Andrew SAUNDERS	Yamaha - RG Racing/MSS Performance	5	10:53.866	12.657	8.709	81.72	2:07.770	3
7	82		7 Matt HINNELLS	Aprilia - Nutsmoto/Moremoto	5	10:53.974	12.765	0.108	81.71	2:07.580	5
8	99		8 Lee BELLOTTI	Honda - John Bellotti (Dad)	5	10:57.499	16.290	3.525	81.27	2:07.976	4
9	42		9 Alan WOOD	Suzuki - www.alanwoodracing.co.uk	5	11:04.836	23.627	7.337	80.38	2:07.838	3
10	92		10 Matt LAST	Suzuki - Phase 5 Technology	5	11:07.610	26.401	2.774	80.04	2:09.805	5
11	75		11 Paul NEWMAN	Honda - Leeway Building Services	5	11:07.629	26.420	0.019	80.04	2:10.623	5
12	19		12 Dan WRIGHT	Suzuki -	5	11:08.980	27.771	1.351	79.88	2:09.777	5
13	69		13 Tony RUSSO	Suzuki - Titan Elevators	5	11:09.415	28.206	0.435	79.83	2:11.302	4
14	10	R	1 Mark MASKELL	Suzuki - h4hrr.co.uk/Poppy Nursing Services	5	11:24.113	42.904	14.698	78.11	2:13.734	5
15	47		14 Mark TROWELL	Yamaha - ELP	5	11:39.314	58.105	15.201	76.41	2:17.943	3
16	33	R	2 Andrew COLLINS	Triumph - Clive Wood triumph	5	11:43.143	1:01.934	3.829	76.00	2:17.214	4
17	52		15 Chris DOWLING	Honda -	5	11:44.937	1:03.728	1.794	75.80	2:13.414	5
18	39		16 Rob WILLIAMS	Suzuki -	5	11:51.376	1:10.167	6.439	75.12	2:17.679	5
19	45		17 Paul BRYANT	Honda - CVM	5	11:53.599	1:12.390	2.223	74.88	2:20.082	2
20	254		18 Rick WINDAS	Ducati -	5	11:57.263	1:16.054	3.664	74.50	2:18.624	5
21	110		19 Paul TAFFURELLI	Honda - Jesfer Technology	5	12:03.510	1:22.301	6.247	73.86	2:18.235	5
22	174		20 Talan SKEELS-PIGGINS	Suzuki - McMillan Williams	5	12:08.234	1:27.025	4.724	73.38	2:23.071	5
23	141	R	3 Matthew ROBINSON	Kawasaki - Currie Motors	5	12:13.691	1:32.482	5.457	72.83	2:21.078	5
24	55*		21 Michael COPLEY	Suzuki - Spindle Grind	5	12:14.445	1:33.236	0.754	72.76	2:23.873	5
25	28		22 Dan NEMATI	Yamaha - Wayne Johnson	5	12:19.440	1:38.231	4.995	72.27	2:20.089	4
26	5		23 Nick BISHOP	Suzuki -	5	12:32.234	1:51.025	12.794	71.04	2:27.716	4
27	57	R	4 Nicholas WESTON	Kawasaki -	5	12:37.433	1:56.224	5.199	70.55	2:27.880	5
28	72	R	5 Jim DAVIES	Yamaha - Necci Motorcycles Ltd	5	12:53.107	2:11.898	15.674	69.12	2:30.505	3
29	113	R	6 Matthew FITZGERALD	Kawasaki - Ratchet Racing	5	12:53.192	2:11.983	0.085	69.11	2:26.396	4
30	169	R	7 Matthew WREN	Kawasaki -	4	10:43.994	1 Lap	1 Lap	66.38	2:36.872	4
31	171	R	8 Daniel GIBBS	Suzuki - Thomas Racing	4	10:58.594	1 Lap	14.600	64.91	2:39.962	4

NOT CLASSIFIED

DNF	64		Mitchell BROOKES	Honda -	2	4:50.090	3 Laps	2 Laps	73.68	2:19.977	2
DNF	114	R	Ricky MARTIN	Suzuki -	1	2:35.460	4 Laps	1 Lap	68.75	2:35.460	1
DNF	178		Richard MORRIS	Honda - Mark 1 Diggers	0						
DNF	139	R	Antony COPLEY	Yamaha -	0						
DQ	58		Seb KELLY	Suzuki - Go Racing Developments	0						
DQ	9		Ross DUNNING	Suzuki - Surrey Glazing	0						

FASTEST LAP

44			Denzil DAVIES	Suzuki - Advanced Mouldings	5	2:04.858		85.60 mph		137.76 kph	
10	R		Mark MASKELL	Suzuki - h4hrr.co.uk/Poppy Nursing Services	5	2:13.734		79.92 mph		128.61 kph	

* No 55 - Please fit a working transponder
 No's 9 & 58 - Disqualified for failing post race technical checks
 Class - 90% of Race Speed = 75.00 mph
 Class R - 90% of Race Speed = 70.29 mph

Snetterton 300
 Circuit Length = 2.9689 miles
 Start: 13:05 Flag 13:15 End: 13:18

Weather / Track : Cloudy / Drying

These results are provisional until the conclusion of any judicial and technical matters.

Clerk Of Course :	Timekeeper :
-------------------	--------------

Results can be found at www.tsl-timing.com

Printed - 13:53 Saturday, 25 April 2015



BMCRC - MRO Championships 2015 - Rnd 2 @ Snetterton 300

Thunderbike Extreme

RACE 5 - LAP CHART

LAP 1 @ 13:07:44.775			LAP 2 @ 13:09:51.314			LAP 3 @ 13:11:58.084			LAP 4 @ 13:14:05.331			LAP 5 @ 13:16:12.286		
NO	BEHIND	LAP TIME	NO	BEHIND	LAP TIME	NO	BEHIND	LAP TIME	NO	BEHIND	LAP TIME	NO	BEHIND	LAP TIME
40		2:13.698	40		2:06.539	40		2:06.770	40		2:07.247	40		2:06.955
422	0.391	2:14.089	422	0.099	2:06.247	422	0.979	2:07.650	422	0.531	2:06.799	44	0.905	2:04.858
41	1.053	2:14.751	41	1.640	2:07.126	41	2.211	2:07.341	41	2.778	2:07.814	422	0.992	2:07.416
44	2.246	2:15.944	44	3.273	2:07.566	44	4.001	2:07.498	44	3.002	2:06.248	169	1 Lap	2:36.872
34	3.640	2:17.338	34	3.570	2:06.469	34	4.297	2:07.497	34	3.612	2:06.562	34	3.728	2:07.071
82	4.338	2:18.036	82	7.261	2:09.462	82	10.454	2:09.963	54	11.680	2:08.003	41	3.948	2:08.125
99	6.074	2:19.772	54	9.924	2:10.093	54	10.924	2:07.770	82	12.140	2:08.933	54	12.657	2:07.932
54	6.370	2:20.068	99	9.980	2:10.445	99	12.720	2:09.510	99	13.449	2:07.976	82	12.765	2:07.580
75	7.132	2:20.830	75	12.617	2:12.024	75	18.332	2:12.485	42	22.615	2:09.736	99	16.290	2:09.796
92	8.350	2:22.048	92	13.868	2:12.057	92	19.240	2:12.142	75	22.752	2:11.667	171	1 Lap	2:39.962
69	9.284	2:22.982	69	14.086	2:11.341	69	19.737	2:12.421	92	23.551	2:11.558	42	23.627	2:07.967
47	10.897	2:24.595	19	18.931	2:11.734	42	20.126	2:07.838	69	23.792	2:11.302	92	26.401	2:09.805
10	11.080	2:24.778	42	19.058	2:11.750	19	22.354	2:10.193	19	24.949	2:09.842	75	26.420	2:10.623
19	13.736	2:27.434	10	20.857	2:16.316	10	29.373	2:15.286	10	36.125	2:13.999	19	27.771	2:09.777
42	13.847	2:27.545	47	22.422	2:18.064	47	33.595	2:17.943	47	45.532	2:19.184	69	28.206	2:11.369
45	15.538	2:29.236	33	27.903	2:18.377	33	40.250	2:19.117	33	50.217	2:17.214	10	42.904	2:13.734
33	16.065	2:29.763	45	29.081	2:20.082	45	44.736	2:22.425	52	57.269	2:15.325	47	58.105	2:19.528
64	16.415	2:30.113	64	29.853	2:19.977	39	48.364	2:17.700	45	58.328	2:20.839	33	1:01.934	2:18.672
174	21.054	2:34.752	39	37.434	2:21.235	52	49.191	2:15.821	39	59.443	2:18.326	52	1:03.728	2:13.414
114	21.762	2:35.460	174	38.520	2:24.005	254	52.852	2:19.821	254	1:04.385	2:18.780	39	1:10.167	2:17.679
141	22.673	2:36.371	254	39.801	2:21.376	174	54.839	2:23.089	174	1:10.909	2:23.317	45	1:12.390	2:21.017
39	22.738	2:36.436	52	40.140	2:19.702	110	55.483	2:20.068	110	1:11.021	2:22.785	254	1:16.054	2:18.624
55	22.907	2:36.605	55	41.891	2:25.523	55	59.662	2:24.541	55	1:16.318	2:23.903	110	1:22.301	2:18.235
5	24.172	2:37.870	110	42.185	2:21.115	141	1:02.128	2:25.487	141	1:18.359	2:23.478	174	1:27.025	2:23.071
254	24.964	2:38.662	141	43.411	2:27.277	28	1:06.165	2:24.138	28	1:19.007	2:20.089	141	1:32.482	2:21.078
28	26.058	2:39.756	5	46.812	2:29.179	5	1:09.518	2:29.476	5	1:29.987	2:27.716	55	1:33.236	2:23.873
52	26.977	2:40.675	28	48.797	2:29.278	57	1:14.301	2:28.524	57	1:35.299	2:28.245	28	1:38.231	2:26.179
110	27.609	2:41.307	57	52.547	2:28.550	113	1:16.742	2:28.305	113	1:35.891	2:26.396	5	1:51.025	2:27.993
57	30.536	2:44.234	113	55.207	2:27.742	72	1:24.170	2:30.505	72	1:48.134	2:31.211	57	1:56.224	2:27.880
113	34.004	2:47.702	72	1:00.435	2:32.860	169	1:40.115	2:38.386				72	2:11.898	2:30.719
72	34.114	2:47.812	169	1:08.499	2:39.836	171	1:51.625	2:43.466				113	2:11.983	2:43.047
169	35.202	2:48.900	171	1:14.929	2:43.894									
171	37.574	2:51.272												

Weather / Track : Cloudy / Drying

Snetterton 300

Circuit Length = 2.9689 miles

Start: 13:05 Flag 13:15 End: 13:18

Results can be found at www.tsl-timing.com

Printed - 13:55 Saturday, 25 April 2015

BMCRC - MRO Championships 2015 - Rnd 2 @ Snetterton 300

Thunderbike Extreme

RACE 5 - SECTOR ANALYSIS

SECTOR 1 = FL to I1, SECTOR 2 = I1 to I2, SECTOR 3 = I2 to FL, DIFF = Difference To Personal Best Lap

P1 40		David SHELVEY		Suzuki -		
IDEAL LAP TIME : 2:06.013		BEST LAP TIME : 2:06.539		DIFFERENCE : 0.526		
LAP	SECTOR 1	SECTOR 2	LAP TIME	MPH	DIFF	TIME OF DAY
1 -		42.573	2:13.698	79.94	7.159	13:07:44.775
2 -	1:23.903	42.636	2:06.539 (1)	84.46		13:09:51.314
3 -	1:24.660	42.110	2:06.770 (2)	84.31	0.231	13:11:58.084
4 -	1:24.956	42.291	2:07.247	83.99	0.708	13:14:05.331
5 -	1:24.659	42.296	2:06.955 (3)	84.18	0.416	13:16:12.286

P2 44		Denzil DAVIES		Suzuki - Advanced Mouldings		
IDEAL LAP TIME : 2:04.858		BEST LAP TIME : 2:04.858		DIFFERENCE : 0.000		
LAP	SECTOR 1	SECTOR 2	LAP TIME	MPH	DIFF	TIME OF DAY
1 -		42.903	2:15.944	78.62	11.086	13:07:47.021
2 -	1:24.908	42.658	2:07.566	83.78	2.708	13:09:54.587
3 -	1:25.282	42.216	2:07.498 (3)	83.82	2.640	13:12:02.085
4 -	1:24.335	41.913	2:06.248 (2)	84.65	1.390	13:14:08.333
5 -	1:23.160	41.698	2:04.858 (1)	85.60		13:16:13.191

P3 422		Ben DOOLAN		Yamaha - BD Plastering		
IDEAL LAP TIME : 2:06.211		BEST LAP TIME : 2:06.247		DIFFERENCE : 0.036		
LAP	SECTOR 1	SECTOR 2	LAP TIME	MPH	DIFF	TIME OF DAY
1 -		42.721	2:14.089	79.70	7.842	13:07:45.166
2 -	1:23.893	42.354	2:06.247 (1)	84.66		13:09:51.413
3 -	1:24.851	42.799	2:07.650	83.72	1.403	13:11:59.063
4 -	1:24.481	42.318	2:06.799 (2)	84.29	0.552	13:14:05.862
5 -	1:24.454	42.962	2:07.416 (3)	83.88	1.169	13:16:13.278

P4 34		Daniel STUART		Yamaha - Aspect maintenance		
IDEAL LAP TIME : 2:05.918		BEST LAP TIME : 2:06.469		DIFFERENCE : 0.551		
LAP	SECTOR 1	SECTOR 2	LAP TIME	MPH	DIFF	TIME OF DAY
1 -		43.155	2:17.338	77.82	10.869	13:07:48.415
2 -	1:23.745	42.724	2:06.469 (1)	84.51		13:09:54.884
3 -	1:25.186	42.311	2:07.497	83.83	1.028	13:12:02.381
4 -	1:24.389	42.173	2:06.562 (2)	84.44	0.093	13:14:08.943
5 -	1:24.218	42.853	2:07.071 (3)	84.11	0.602	13:16:16.014

P5 41		David ABRAHAM		Aprilia - Cambridge Motorcycles		
IDEAL LAP TIME : 2:06.631		BEST LAP TIME : 2:07.126		DIFFERENCE : 0.495		
LAP	SECTOR 1	SECTOR 2	LAP TIME	MPH	DIFF	TIME OF DAY
1 -		42.249	2:14.751	79.31	7.625	13:07:45.828
2 -	1:24.382	42.744	2:07.126 (1)	84.07		13:09:52.954
3 -	1:24.738	42.603	2:07.341 (2)	83.93	0.215	13:12:00.295
4 -	1:24.898	42.916	2:07.814 (3)	83.62	0.688	13:14:08.109
5 -	1:24.962	43.163	2:08.125	83.41	0.999	13:16:16.234

P6 54		Andrew SAUNDERS		Yamaha - RG Racing/MSS Performance		
IDEAL LAP TIME : 2:06.970		BEST LAP TIME : 2:07.770		DIFFERENCE : 0.800		
LAP	SECTOR 1	SECTOR 2	LAP TIME	MPH	DIFF	TIME OF DAY
1 -		43.927	2:20.068	76.30	12.298	13:07:51.145
2 -	1:26.730	43.363	2:10.093	82.15	2.323	13:10:01.238
3 -	1:24.944	42.826	2:07.770 (1)	83.65		13:12:09.008
4 -	1:25.353	42.650	2:08.003 (3)	83.49	0.233	13:14:17.011
5 -	1:24.320	43.612	2:07.932 (2)	83.54	0.162	13:16:24.943

P7 82		Matt HINNELLS		Aprilia - Nutsmoto/Moremoto		
IDEAL LAP TIME : 2:07.580		BEST LAP TIME : 2:07.580		DIFFERENCE : 0.000		
LAP	SECTOR 1	SECTOR 2	LAP TIME	MPH	DIFF	TIME OF DAY

Weather / Track : Cloudy / Drying

Snetterton 300
Circuit Length = 2.9689 miles
Start: 13:05 Flag 13:15 End: 13:18

BMCRC - MRO Championships 2015 - Rnd 2 @ Snetterton 300

Thunderbike Extreme

RACE 5 - SECTOR ANALYSIS

SECTOR 1 = FL to I1, SECTOR 2 = I1 to I2, SECTOR 3 = I2 to FL, DIFF = Difference To Personal Best Lap

1 -		43.610		2:18.036	77.42	10.456	13:07:49.113
2 -	1:26.135	43.327		2:09.462 (3)	82.55	1.882	13:09:58.575
3 -	1:26.418	43.545		2:09.963	82.23	2.383	13:12:08.538
4 -	1:26.044	42.889		2:08.933 (2)	82.89	1.353	13:14:17.471
5 -	1:24.846	42.734		2:07.580 (1)	83.77		13:16:25.051

P8 99		Lee BELLOTTI		Honda - John Bellotti (Dad)			
IDEAL LAP TIME : 2:07.976		BEST LAP TIME : 2:07.976		DIFFERENCE : 0.000			
LAP	SECTOR 1	SECTOR 2	LAP TIME	MPH	DIFF	TIME OF DAY	
1 -		44.635	2:19.772	76.46	11.796	13:07:50.849	
2 -	1:26.452	43.993	2:10.445	81.93	2.469	13:10:01.294	
3 -	1:26.075	43.435	2:09.510 (2)	82.52	1.534	13:12:10.804	
4 -	1:24.642	43.334	2:07.976 (1)	83.51		13:14:18.780	
5 -	1:24.871	44.925	2:09.796 (3)	82.34	1.820	13:16:28.576	

P9 42		Alan WOOD		Suzuki - www.alanwoodracing.co.uk			
IDEAL LAP TIME : 2:07.759		BEST LAP TIME : 2:07.838		DIFFERENCE : 0.079			
LAP	SECTOR 1	SECTOR 2	LAP TIME	MPH	DIFF	TIME OF DAY	
1 -		46.097	2:27.545	72.43	19.707	13:07:58.622	
2 -	1:27.876	43.874	2:11.750	81.12	3.912	13:10:10.372	
3 -	1:24.945	42.893	2:07.838 (1)	83.60		13:12:18.210	
4 -	1:26.298	43.438	2:09.736 (3)	82.38	1.898	13:14:27.946	
5 -	1:25.153	42.814	2:07.967 (2)	83.52	0.129	13:16:35.913	

P10 92		Matt LAST		Suzuki - Phase 5 Technology			
IDEAL LAP TIME : 2:09.805		BEST LAP TIME : 2:09.805		DIFFERENCE : 0.000			
LAP	SECTOR 1	SECTOR 2	LAP TIME	MPH	DIFF	TIME OF DAY	
1 -		45.107	2:22.048	75.24	12.243	13:07:53.125	
2 -	1:27.559	44.498	2:12.057 (3)	80.93	2.252	13:10:05.182	
3 -	1:28.138	44.004	2:12.142	80.88	2.337	13:12:17.324	
4 -	1:27.295	44.263	2:11.558 (2)	81.24	1.753	13:14:28.882	
5 -	1:26.101	43.704	2:09.805 (1)	82.33		13:16:38.687	

P11 75		Paul NEWMAN		Honda - Leeway Building Services			
IDEAL LAP TIME : 2:10.564		BEST LAP TIME : 2:10.623		DIFFERENCE : 0.059			
LAP	SECTOR 1	SECTOR 2	LAP TIME	MPH	DIFF	TIME OF DAY	
1 -		44.338	2:20.830	75.89	10.207	13:07:51.907	
2 -	1:27.651	44.373	2:12.024 (3)	80.95	1.401	13:10:03.931	
3 -	1:28.992	43.493	2:12.485	80.67	1.862	13:12:16.416	
4 -	1:27.929	43.738	2:11.667 (2)	81.17	1.044	13:14:28.083	
5 -	1:27.071	43.552	2:10.623 (1)	81.82		13:16:38.706	

P12 19		Dan WRIGHT		Suzuki -			
IDEAL LAP TIME : 2:09.392		BEST LAP TIME : 2:09.777		DIFFERENCE : 0.385			
LAP	SECTOR 1	SECTOR 2	LAP TIME	MPH	DIFF	TIME OF DAY	
1 -		53.850	2:27.434	72.49	17.657	13:07:58.511	
2 -	1:27.235	44.499	2:11.734	81.13	1.957	13:10:10.245	
3 -	1:26.550	43.643	2:10.193 (3)	82.09	0.416	13:12:20.438	
4 -	1:26.030	43.812	2:09.842 (2)	82.31	0.065	13:14:30.280	
5 -	1:25.749	44.028	2:09.777 (1)	82.35		13:16:40.057	

P13 69		Tony RUSSO		Suzuki - Titan Elevators			
IDEAL LAP TIME : 2:10.472		BEST LAP TIME : 2:11.302		DIFFERENCE : 0.830			
LAP	SECTOR 1	SECTOR 2	LAP TIME	MPH	DIFF	TIME OF DAY	
1 -		44.638	2:22.982	74.75	11.680	13:07:54.059	
2 -	1:27.300	44.041	2:11.341 (2)	81.37	0.039	13:10:05.400	
3 -	1:28.354	44.067	2:12.421	80.71	1.119	13:12:17.821	
4 -	1:27.710	43.592	2:11.302 (1)	81.40		13:14:29.123	

Weather / Track : Cloudy / Drying

Snetterton 300

Circuit Length = 2.9689 miles

Start: 13:05 Flag 13:15 End: 13:18

BMCRC - MRO Championships 2015 - Rnd 2 @ Snetterton 300

Thunderbike Extreme

RACE 5 - SECTOR ANALYSIS

SECTOR 1 = FL to I1, SECTOR 2 = I1 to I2, SECTOR 3 = I2 to FL, DIFF = Difference To Personal Best Lap

5 - **1:26.880** 44.489 2:11.369 (3) 81.35 0.067 13:16:40.492

P14 10 R Mark MASKELL		Suzuki - h4hrr.co.uk/Poppy Nursing Services				
IDEAL LAP TIME : 2:13.212		BEST LAP TIME : 2:13.734		DIFFERENCE : 0.522		
LAP	SECTOR 1	SECTOR 2	LAP TIME	MPH	DIFF	TIME OF DAY
1 -		45.179	2:24.778	73.82	11.044	13:07:55.855
2 -	1:30.745	45.571	2:16.316	78.40	2.582	13:10:12.171
3 -	1:29.536	45.750	2:15.286 (3)	79.00	1.552	13:12:27.457
4 -	1:29.408	44.591	2:13.999 (2)	79.76	0.265	13:14:41.456
5 -	1:28.621	45.113	2:13.734 (1)	79.92		13:16:55.190

P15 47 Mark TROWELL		Yamaha - ELP				
IDEAL LAP TIME : 2:17.472		BEST LAP TIME : 2:17.943		DIFFERENCE : 0.471		
LAP	SECTOR 1	SECTOR 2	LAP TIME	MPH	DIFF	TIME OF DAY
1 -		45.557	2:24.595	73.91	6.652	13:07:55.672
2 -	1:32.259	45.805	2:18.064 (2)	77.41	0.121	13:10:13.736
3 -	1:31.915	46.028	2:17.943 (1)	77.48		13:12:31.679
4 -	1:32.945	46.239	2:19.184 (3)	76.79	1.241	13:14:50.863
5 -	1:32.868	46.660	2:19.528	76.60	1.585	13:17:10.391

P16 33 R Andrew COLLINS		Triumph - Clive Wood triumph				
IDEAL LAP TIME : 2:17.018		BEST LAP TIME : 2:17.214		DIFFERENCE : 0.196		
LAP	SECTOR 1	SECTOR 2	LAP TIME	MPH	DIFF	TIME OF DAY
1 -		48.091	2:29.763	71.36	12.549	13:08:00.840
2 -	1:32.152	46.225	2:18.377 (2)	77.23	1.163	13:10:19.217
3 -	1:32.147	46.970	2:19.117	76.82	1.903	13:12:38.334
4 -	1:30.793	46.421	2:17.214 (1)	77.89		13:14:55.548
5 -	1:31.333	47.339	2:18.672 (3)	77.07	1.458	13:17:14.220

P17 52 Chris DOWLING		Honda -				
IDEAL LAP TIME : 2:13.414		BEST LAP TIME : 2:13.414		DIFFERENCE : 0.000		
LAP	SECTOR 1	SECTOR 2	LAP TIME	MPH	DIFF	TIME OF DAY
1 -		58.253	2:40.675	66.51	27.261	13:08:11.752
2 -	1:32.388	47.314	2:19.702	76.50	6.288	13:10:31.454
3 -	1:30.008	45.813	2:15.821 (3)	78.69	2.407	13:12:47.275
4 -	1:29.743	45.582	2:15.325 (2)	78.98	1.911	13:15:02.600
5 -	1:28.806	44.608	2:13.414 (1)	80.11		13:17:16.014

P18 39 Rob WILLIAMS		Suzuki -				
IDEAL LAP TIME : 2:17.117		BEST LAP TIME : 2:17.679		DIFFERENCE : 0.562		
LAP	SECTOR 1	SECTOR 2	LAP TIME	MPH	DIFF	TIME OF DAY
1 -		49.941	2:36.436	68.32	18.757	13:08:07.513
2 -	1:32.592	48.643	2:21.235	75.67	3.556	13:10:28.748
3 -	1:30.765	46.935	2:17.700 (2)	77.61	0.021	13:12:46.448
4 -	1:31.053	47.273	2:18.326 (3)	77.26	0.647	13:15:04.774
5 -	1:31.327	46.352	2:17.679 (1)	77.63		13:17:22.453

P19 45 Paul BRYANT		Honda - CVM				
IDEAL LAP TIME : 2:20.082		BEST LAP TIME : 2:20.082		DIFFERENCE : 0.000		
LAP	SECTOR 1	SECTOR 2	LAP TIME	MPH	DIFF	TIME OF DAY
1 -		48.358	2:29.236	71.61	9.154	13:08:00.313
2 -	1:32.504	47.578	2:20.082 (1)	76.29		13:10:20.395
3 -	1:33.338	49.087	2:22.425	75.04	2.343	13:12:42.820
4 -	1:32.772	48.067	2:20.839 (2)	75.88	0.757	13:15:03.659
5 -	1:32.973	48.044	2:21.017 (3)	75.79	0.935	13:17:24.676

Weather / Track : Cloudy / Drying

Snetterton 300

Circuit Length = 2.9689 miles

Start: 13:05 Flag 13:15 End: 13:18

BMCRC - MRO Championships 2015 - Rnd 2 @ Snetterton 300

Thunderbike Extreme

RACE 5 - SECTOR ANALYSIS

SECTOR 1 = FL to I1, SECTOR 2 = I1 to I2, SECTOR 3 = I2 to FL, DIFF = Difference To Personal Best Lap

P20 254		Rick WINDAS		Ducati -		
IDEAL LAP TIME : 2:18.624		BEST LAP TIME : 2:18.624		DIFFERENCE : 0.000		
LAP	SECTOR 1	SECTOR 2	LAP TIME	MPH	DIFF	TIME OF DAY
1 -		48.431	2:38.662	67.36	20.038	13:08:09.739
2 -	1:34.219	47.157	2:21.376	75.60	2.752	13:10:31.115
3 -	1:33.176	46.645	2:19.821 (3)	76.44	1.197	13:12:50.936
4 -	1:32.197	46.583	2:18.780 (2)	77.01	0.156	13:15:09.716
5 -	1:32.089	46.535	2:18.624 (1)	77.10		13:17:28.340

P21 110		Paul TAFFURELLI		Honda - Jesfer Technology		
IDEAL LAP TIME : 2:18.235		BEST LAP TIME : 2:18.235		DIFFERENCE : 0.000		
LAP	SECTOR 1	SECTOR 2	LAP TIME	MPH	DIFF	TIME OF DAY
1 -		59.047	2:41.307	66.25	23.072	13:08:12.384
2 -	1:33.423	47.692	2:21.115 (3)	75.74	2.880	13:10:33.499
3 -	1:32.597	47.471	2:20.068 (2)	76.30	1.833	13:12:53.567
4 -	1:35.919	46.866	2:22.785	74.85	4.550	13:15:16.352
5 -	1:32.367	45.868	2:18.235 (1)	77.31		13:17:34.587

P22 174		Talan SKEELS-PIGGINS		Suzuki - McMillan Williams		
IDEAL LAP TIME : 2:22.513		BEST LAP TIME : 2:23.071		DIFFERENCE : 0.558		
LAP	SECTOR 1	SECTOR 2	LAP TIME	MPH	DIFF	TIME OF DAY
1 -		49.062	2:34.752	69.06	11.681	13:08:05.829
2 -	1:35.084	48.921	2:24.005	74.22	0.934	13:10:29.834
3 -	1:34.908	48.181	2:23.089 (2)	74.69	0.018	13:12:52.923
4 -	1:35.603	47.714	2:23.317 (3)	74.57	0.246	13:15:16.240
5 -	1:35.466	47.605	2:23.071 (1)	74.70		13:17:39.311

P23 141 R		Matthew ROBINSON		Kawasaki - Currie Motors		
IDEAL LAP TIME : 2:21.078		BEST LAP TIME : 2:21.078		DIFFERENCE : 0.000		
LAP	SECTOR 1	SECTOR 2	LAP TIME	MPH	DIFF	TIME OF DAY
1 -		50.055	2:36.371	68.35	15.293	13:08:07.448
2 -	1:36.801	50.476	2:27.277	72.57	6.199	13:10:34.725
3 -	1:36.391	49.096	2:25.487 (3)	73.46	4.409	13:13:00.212
4 -	1:34.811	48.667	2:23.478 (2)	74.49	2.400	13:15:23.690
5 -	1:33.099	47.979	2:21.078 (1)	75.76		13:17:44.768

P24 55		Michael COPLEY		Suzuki - Spindle Grind		
IDEAL LAP TIME :		BEST LAP TIME : 2:23.873		DIFFERENCE :		
LAP	SECTOR 1	SECTOR 2	LAP TIME	MPH	DIFF	TIME OF DAY
1 -			2:36.605	68.24	12.732	13:08:07.682
2 -			2:25.523	73.44	1.650	13:10:33.205
3 -			2:24.541 (3)	73.94	0.668	13:12:57.746
4 -			2:23.903 (2)	74.27	0.030	13:15:21.649
5 -			2:23.873 (1)	74.28		13:17:45.522

P25 28		Dan NEMATl		Yamaha - Wayne Johnson		
IDEAL LAP TIME : 2:18.963		BEST LAP TIME : 2:20.089		DIFFERENCE : 1.126		
LAP	SECTOR 1	SECTOR 2	LAP TIME	MPH	DIFF	TIME OF DAY
1 -		50.486	2:39.756	66.90	19.667	13:08:10.833
2 -	1:40.029	49.249	2:29.278	71.59	9.189	13:10:40.111
3 -	1:36.325	47.813	2:24.138 (2)	74.15	4.049	13:13:04.249
4 -	1:33.396	46.693	2:20.089 (1)	76.29		13:15:24.338
5 -	1:32.270	53.909	2:26.179 (3)	73.11	6.090	13:17:50.517

P26 5		Nick BISHOP		Suzuki -		
IDEAL LAP TIME : 2:27.221		BEST LAP TIME : 2:27.716		DIFFERENCE : 0.495		
LAP	SECTOR 1	SECTOR 2	LAP TIME	MPH	DIFF	TIME OF DAY
1 -						
2 -						
3 -						
4 -						
5 -						

Weather / Track : Cloudy / Drying

Snetterton 300
 Circuit Length = 2.9689 miles
 Start: 13:05 Flag 13:15 End: 13:18

BMCRC - MRO Championships 2015 - Rnd 2 @ Snetterton 300

Thunderbike Extreme

RACE 5 - SECTOR ANALYSIS

SECTOR 1 = FL to I1, SECTOR 2 = I1 to I2, SECTOR 3 = I2 to FL, DIFF = Difference To Personal Best Lap

1 -		49.599		2:37.870	67.70	10.154	13:08:08.947
2 -	1:38.966	50.213		2:29.179 (3)	71.64	1.463	13:10:38.126
3 -	1:38.781	50.695		2:29.476	71.50	1.760	13:13:07.602
4 -	1:37.622	50.094		2:27.716 (1)	72.35		13:15:35.318
5 -	1:38.150	49.843		2:27.993 (2)	72.22	0.277	13:18:03.311

P27 57 R		Nicholas WESTON		Kawasaki -			
IDEAL LAP TIME : 2:27.633		BEST LAP TIME : 2:27.880		DIFFERENCE : 0.247			
LAP	SECTOR 1	SECTOR 2	LAP TIME	MPH	DIFF	TIME OF DAY	
1 -		51.819	2:44.234	65.07	16.354	13:08:15.311	
2 -	1:37.808	50.742	2:28.550	71.94	0.670	13:10:43.861	
3 -	1:38.099	50.425	2:28.524 (3)	71.96	0.644	13:13:12.385	
4 -	1:38.144	50.101	2:28.245 (2)	72.09	0.365	13:15:40.630	
5 -	1:38.055	49.825	2:27.880 (1)	72.27		13:18:08.510	

P28 72 R		Jim DAVIES		Yamaha - Necci Motorcycles Ltd			
IDEAL LAP TIME : 2:29.568		BEST LAP TIME : 2:30.505		DIFFERENCE : 0.937			
LAP	SECTOR 1	SECTOR 2	LAP TIME	MPH	DIFF	TIME OF DAY	
1 -		53.150	2:47.812	63.69	17.307	13:08:18.889	
2 -	1:40.889	51.971	2:32.860	69.92	2.355	13:10:51.749	
3 -	1:39.439	51.066	2:30.505 (1)	71.01		13:13:22.254	
4 -	1:38.502	52.709	2:31.211 (3)	70.68	0.706	13:15:53.465	
5 -	1:39.201	51.518	2:30.719 (2)	70.91	0.214	13:18:24.184	

P29 113 R		Matthew FITZGERALD		Kawasaki - Ratchet Racing			
IDEAL LAP TIME : 2:26.251		BEST LAP TIME : 2:26.396		DIFFERENCE : 0.145			
LAP	SECTOR 1	SECTOR 2	LAP TIME	MPH	DIFF	TIME OF DAY	
1 -		52.645	2:47.702	63.73	21.306	13:08:18.779	
2 -	1:37.302	50.440	2:27.742 (2)	72.34	1.346	13:10:46.521	
3 -	1:38.637	49.668	2:28.305 (3)	72.06	1.909	13:13:14.826	
4 -	1:36.760	49.636	2:26.396 (1)	73.00		13:15:41.222	
5 -	1:53.556	49.491	2:43.047	65.55	16.651	13:18:24.269	

P30 169 R		Matthew WREN		Kawasaki -			
IDEAL LAP TIME : 2:35.616		BEST LAP TIME : 2:36.872		DIFFERENCE : 1.256			
LAP	SECTOR 1	SECTOR 2	LAP TIME	MPH	DIFF	TIME OF DAY	
1 -		54.122	2:48.900	63.28	12.028	13:08:19.977	
2 -	1:45.214	54.622	2:39.836 (3)	66.86	2.964	13:10:59.813	
3 -	1:45.346	53.040	2:38.386 (2)	67.48	1.514	13:13:38.199	
4 -	1:42.576	54.296	2:36.872 (1)	68.13		13:16:15.071	

P31 171 R		Daniel GIBBS		Suzuki - Thomas Racing			
IDEAL LAP TIME : 2:39.962		BEST LAP TIME : 2:39.962		DIFFERENCE : 0.000			
LAP	SECTOR 1	SECTOR 2	LAP TIME	MPH	DIFF	TIME OF DAY	
1 -		54.242	2:51.272	62.40	11.310	13:08:22.349	
2 -	1:48.613	55.281	2:43.894 (3)	65.21	3.932	13:11:06.243	
3 -	1:48.660	54.806	2:43.466 (2)	65.38	3.504	13:13:49.709	
4 -	1:47.054	52.908	2:39.962 (1)	66.81		13:16:29.671	

P32 64		Mitchell BROOKES		Honda -			
IDEAL LAP TIME : 2:19.693		BEST LAP TIME : 2:19.977		DIFFERENCE : 0.284			
LAP	SECTOR 1	SECTOR 2	LAP TIME	MPH	DIFF	TIME OF DAY	
1 -		45.874	2:30.113 (2)	71.20	10.136	13:08:01.190	
2 -	1:33.932	46.045	2:19.977 (1)	76.35		13:10:21.167	

Weather / Track : Cloudy / Drying

Snetterton 300

Circuit Length = 2.9689 miles

Start: 13:05 Flag 13:15 End: 13:18

BMCRC - MRO Championships 2015 - Rnd 2 @ Snetterton 300

Thunderbike Extreme

RACE 5 - SECTOR ANALYSIS

SECTOR 1 = FL to I1, SECTOR 2 = I1 to I2, SECTOR 3 = I2 to FL, DIFF = Difference To Personal Best Lap

P33 114 R	Ricky MARTIN		Suzuki -			
IDEAL LAP TIME :	BEST LAP TIME : 2:35.460		DIFFERENCE :			
LAP	SECTOR 1	SECTOR 2	LAP TIME	MPH	DIFF	TIME OF DAY
1 -		49.561	2:35.460 (1)	68.75		13:08:06.537

BMCRC - MRO Championships 2015 - Rnd 2 @ Snetterton 300

Thunderbike Extreme

RACE 5 - BEST SECTORS

SECTOR 1			SECTOR 2			IDEAL / BEST COMPARISON						
POS	NO	NAME	TIME	NO	NAME	TIME	POS	NO	NAME	IDEAL	BEST	DIFF
									PERFECT LAP	2:04.858		
1	44	DAVIES	1:23.160	44	DAVIES	41.698	1	44	DAVIES	2:04.858	2:04.858	0.000
2	34	STUART	1:23.745	40	SHELVEY	42.110	2	34	STUART	2:05.918	2:06.469	0.551
3	422	DOOLAN	1:23.893	34	STUART	42.173	3	40	SHELVEY	2:06.013	2:06.539	0.526
4	40	SHELVEY	1:23.903	41	ABRAHAM	42.249	4	422	DOOLAN	2:06.211	2:06.247	0.036
5	54	SAUNDERS	1:24.320	422	DOOLAN	42.318	5	41	ABRAHAM	2:06.631	2:07.126	0.495
6	41	ABRAHAM	1:24.382	54	SAUNDERS	42.650	6	54	SAUNDERS	2:06.970	2:07.770	0.800
7	99	BELLOTTI	1:24.642	82	HINNELLS	42.734	7	82	HINNELLS	2:07.580	2:07.580	0.000
8	82	HINNELLS	1:24.846	42	WOOD	42.814	8	42	WOOD	2:07.759	2:07.838	0.079
9	42	WOOD	1:24.945	99	BELLOTTI	43.334	9	99	BELLOTTI	2:07.976	2:07.976	0.000
10	19	WRIGHT	1:25.749	75	NEWMAN	43.493	10	19	WRIGHT	2:09.392	2:09.777	0.385
11	92	LAST	1:26.101	69	RUSSO	43.592	11	92	LAST	2:09.805	2:09.805	0.000
12	69	RUSSO	1:26.880	19	WRIGHT	43.643	12	69	RUSSO	2:10.472	2:11.302	0.830
13	75	NEWMAN	1:27.071	92	LAST	43.704	13	75	NEWMAN	2:10.564	2:10.623	0.059
14	10	MASKELL	1:28.621	10	MASKELL	44.591	14	10	MASKELL	2:13.212	2:13.734	0.522
15	52	DOWLING	1:28.806	52	DOWLING	44.608	15	52	DOWLING	2:13.414	2:13.414	0.000
16	39	WILLIAMS	1:30.765	47	TROWELL	45.557	16	33	COLLINS	2:17.018	2:17.214	0.196
17	33	COLLINS	1:30.793	110	TAFFURELLI	45.868	17	39	WILLIAMS	2:17.117	2:17.679	0.562
18	47	TROWELL	1:31.915	64	BROOKES	45.874	18	47	TROWELL	2:17.472	2:17.943	0.471
19	254	WINDAS	1:32.089	33	COLLINS	46.225	19	110	TAFFURELLI	2:18.235	2:18.235	0.000
20	28	NEMATI	1:32.270	39	WILLIAMS	46.352	20	254	WINDAS	2:18.624	2:18.624	0.000
21	110	TAFFURELLI	1:32.367	254	WINDAS	46.535	21	28	NEMATI	2:18.963	2:20.089	1.126
22	45	BRYANT	1:32.504	28	NEMATI	46.693	22	64	BROOKES	2:19.693	2:19.977	0.284
23	141	ROBINSON	1:33.099	45	BRYANT	47.578	23	45	BRYANT	2:20.082	2:20.082	0.000
24	64	BROOKES	1:33.819	174	SKEELS-PIGGINS	47.605	24	141	ROBINSON	2:21.078	2:21.078	0.000
25	174	SKEELS-PIGGINS	1:34.908	141	ROBINSON	47.979	25	174	SKEELS-PIGGINS	2:22.513	2:23.071	0.558
26	113	FITZGERALD	1:36.760	113	FITZGERALD	49.491	26	113	FITZGERALD	2:26.251	2:26.396	0.145
27	5	BISHOP	1:37.622	114	MARTIN	49.561	27	5	BISHOP	2:27.221	2:27.716	0.495
28	57	WESTON	1:37.808	5	BISHOP	49.599	28	57	WESTON	2:27.633	2:27.880	0.247
29	72	DAVIES	1:38.502	57	WESTON	49.825	29	72	DAVIES	2:29.568	2:30.505	0.937
30	169	WREN	1:42.576	72	DAVIES	51.066	30	169	WREN	2:35.616	2:36.872	1.256
31	171	GIBBS	1:47.054	171	GIBBS	52.908	31	171	GIBBS	2:39.962	2:39.962	0.000
32				169	WREN	53.040	32	114	MARTIN		2:35.460	
33							33	55	COPLEY		2:23.873	
34												
35												
36												
37												

Weather / Track : Cloudy / Drying

Results can be found at www.tsl-timing.com

Snetterton 300

Circuit Length = 2.9689 miles

Start: 13:05 Flag 13:15 End: 13:18

Printed - 13:55 Saturday, 25 April 2015

BMCRC - MRO Championships 2015 - Rnd 2 @ Snetterton 300



Thunderbike Extreme

RACE 16 - GRID (5 Laps)

ROW 13				37	174	Talan SKEELS-PIGGINS					
ROW 12	36	9	Ross DUNNING	35	58	Seb KELLY	34	139	Antony COPLEY		
ROW 11			33	178	Richard MORRIS	32	114	Ricky MARTIN	31	64	Mitchell BROOKES
ROW 10	30	171	Daniel GIBBS	29	169	Matthew WREN	28	113	Matthew FITZGERALD		
ROW 9			27	72	Jim DAVIES	26	57	Nicholas WESTON	25	5	Nick BISHOP
ROW 8	24	28	Dan NEMATI	23	55	Michael COPLEY	22	141	Matthew ROBINSON		
ROW 7			21	110	Paul TAFFURELLI	20	254	Rick WINDAS	19	45	Paul BRYANT
ROW 6	18	39	Rob WILLIAMS	17	52	Chris DOWLING	16	33	Andrew COLLINS		
ROW 5			15	47	Mark TROWELL	14	10	Mark MASKELL	13	69	Tony RUSSO
ROW 4	12	19	Dan WRIGHT	11	75	Paul NEWMAN	10	92	Matt LAST		
ROW 3			9	42	Alan WOOD	8	99	Lee BELLOTTI	7	82	Matt HINNELLS
ROW 2	6	54	Andrew SAUNDERS	5	41	David ABRAHAM	4	34	Daniel STUART		
ROW 1			3	422	Ben DOOLAN	2	44	Denzil DAVIES	1	40	David SHELVEY
Pole											

Snetterton 300
Circuit Length = 2.9689 miles

These results are provisional until the conclusion of any judicial and technical matters.

Clerk Of Course :	Timekeeper :
-------------------	--------------

Results can be found at www.tsl-timing.com

Printed - 13:56 Saturday, 25 April 2015



BMCRC - MRO Championships 2015 - Rnd 2 @ Snetterton 300

Thunderbike Extreme

RACE 16 - CLASSIFICATION



POS	NO	CL	PIC NAME	ENTRY	LAPS	TIME	GAP	DIFF	MPH	BEST	ON
1	40		1 David SHELVEY	Suzuki -	5	10:23.727			85.67	2:03.049	2
2	58		2 Seb KELLY	Suzuki - Go Racing Developments	5	10:26.121	2.394	2.394	85.35	2:00.810	4
3	44		3 Denzil DAVIES	Suzuki - Advanced Mouldings	5	10:34.400	10.673	8.279	84.23	2:05.130	4
4	422		4 Ben DOOLAN	Yamaha - BD Plastering	5	10:36.195	12.468	1.795	83.99	2:05.762	4
5	19		5 Dan WRIGHT	Suzuki -	5	10:38.241	14.514	2.046	83.73	2:05.401	4
6	34		6 Daniel STUART	Yamaha - Aspect maintenance	5	10:38.367	14.640	0.126	83.71	2:05.472	4
7	54		7 Andrew SAUNDERS	Yamaha - RG Racing/MSS Performance	5	10:38.488	14.761	0.121	83.69	2:05.607	4
8	42		8 Alan WOOD	Suzuki - www.alanwoodracing.co.uk	5	10:39.173	15.446	0.685	83.60	2:05.353	4
9	82		9 Matt HINNELLS	Aprilia - Nutsmoto/Moremoto	5	10:42.867	19.140	3.694	83.12	2:06.548	4
10	41		10 David ABRAHAM	Aprilia - Cambridge Motorcycles	5	10:48.697	24.970	5.830	82.38	2:07.137	2
11	92		11 Matt LAST	Suzuki - Phase 5 Technology	5	11:01.268	37.541	12.571	80.81	2:10.304	3
12	75		12 Paul NEWMAN	Honda - Leeway Building Services	5	11:01.288	37.561	0.020	80.81	2:09.881	3
13	69		13 Tony RUSSO	Suzuki - Titan Elevators	5	11:02.229	38.502	0.941	80.69	2:10.103	3
14	99		14 Lee BELLOTTI	Honda - John Bellotti (Dad)	5	11:02.441	38.714	0.212	80.67	2:06.996	5
15	39		15 Rob WILLIAMS	Suzuki -	5	11:09.003	45.276	6.562	79.88	2:08.977	5
16	52		16 Chris DOWLING	Honda -	5	11:11.381	47.654	2.378	79.59	2:10.516	5
17	47		17 Mark TROWELL	Yamaha - ELP	5	11:13.593	49.866	2.212	79.33	2:12.755	4
18	254		18 Rick WINDAS	Ducati -	5	11:20.045	56.318	6.452	78.58	2:11.708	3
19	5		19 Nick BISHOP	Suzuki -	5	11:38.941	1:15.214	18.896	76.45	2:16.161	2
20	45		20 Paul BRYANT	Honda - CVM	5	11:40.682	1:16.955	1.741	76.26	2:17.434	5
21	174		21 Talan SKEELS-PIGGINS	Suzuki - McMillan Williams	5	11:40.876	1:17.149	0.194	76.24	2:18.079	3
22	65	R	1 Mark MASKELL	Suzuki - h4hrr.co.uk/Poppy Nursing Services	5	11:56.620	1:32.893	15.744	74.57	2:19.955	5
23	28		22 Dan NEMATI	Yamaha - Wayne Johnson	5	12:06.965	1:43.238	10.345	73.51	2:19.858	5
24	113	R	2 Matthew FITZGERALD	Kawasaki - Ratchet Racing	5	12:13.131	1:49.404	6.166	72.89	2:21.863	4
25	57	R	3 Nicholas WESTON	Kawasaki -	5	12:13.696	1:49.969	0.565	72.83	2:21.368	3
26	64		23 Mitchell BROOKES	Honda -	5	12:22.136	1:58.409	8.440	72.00	2:23.397	4
27	171	R	4 Daniel GIBBS	Suzuki - Thomas Racing	5	12:28.600	2:04.873	6.464	71.38	2:25.405	4
28	141	R	5 Matthew ROBINSON	Kawasaki - Currie Motors	5	12:29.151	2:05.424	0.551	71.33	2:24.115	5
29	169	R	6 Matthew WREN	Kawasaki -	5	12:30.349	2:06.622	1.198	71.22	2:24.847	5

NOT CLASSIFIED

DNF	114	R	Ricky MARTIN	Suzuki -	2	5:08.668	3 Laps	3 Laps	69.25	2:28.673	2
DNF	33	R	Andrew COLLINS	Triumph - Clive Wood triumph	0						
DQ	55		Michael COPLEY	Suzuki - Spindle Grind	0						

FASTEST LAP

58			Seb KELLY	Suzuki - Go Racing Developments	4	2:00.810	88.47 mph	142.37 kph
65	R		Mark MASKELL	Suzuki - h4hrr.co.uk/Poppy Nursing Services	5	2:19.955	76.36 mph	122.90 kph

No 55 - Disqualified for failing post race technical checks

Class - 90% of Race Speed = 77.10 mph

Class R - 90% of Race Speed = 67.11 mph

Snetterton 300

Circuit Length = 2.9689 miles

Start: 16:55 Flag 17:05 End: 17:07

Weather / Track : Cloudy / Dry

These results are provisional until the conclusion of any judicial and technical matters.

Clerk Of Course :	Timekeeper :
-------------------	--------------

Results can be found at www.tsl-timing.com

Printed - 17:47 Saturday, 25 April 2015



BMCRC - MRO Championships 2015 - Rnd 2 @ Snetterton 300

Thunderbike Extreme

RACE 16 - LAP CHART

LAP 1 @ 16:57:19.298			LAP 2 @ 16:59:22.347			LAP 3 @ 17:01:25.812			LAP 4 @ 17:03:28.897			LAP 5 @ 17:05:32.515		
NO	BEHIND	LAP TIME	NO	BEHIND	LAP TIME	NO	BEHIND	LAP TIME	NO	BEHIND	LAP TIME	NO	BEHIND	LAP TIME
40		2:10.510	40		2:03.049	40		2:03.465	40		2:03.085	40		2:03.618
422	1.472	2:11.982	422	4.346	2:05.923	44	6.543	2:05.485	58	5.112	2:00.810	58	2.394	2:00.900
34	1.736	2:12.246	44	4.523	2:05.647	58	7.387	2:03.683	44	8.588	2:05.130	44	10.673	2:05.703
44	1.925	2:12.435	19	5.673	2:06.612	422	7.487	2:06.606	422	10.164	2:05.762	422	12.468	2:05.922
19	2.110	2:12.620	34	5.684	2:06.997	19	9.072	2:06.864	19	11.388	2:05.401	19	14.514	2:06.744
54	3.331	2:13.841	54	6.598	2:06.316	34	9.418	2:07.199	34	11.805	2:05.472	34	14.640	2:06.453
42	4.067	2:14.577	58	7.169	2:02.625	54	10.074	2:06.941	54	12.596	2:05.607	54	14.761	2:05.783
82	4.229	2:14.739	42	8.495	2:07.477	42	11.399	2:06.369	42	13.667	2:05.353	42	15.446	2:05.397
41	5.628	2:16.138	82	8.804	2:07.624	82	12.107	2:06.768	82	15.570	2:06.548	82	19.140	2:07.188
75	7.571	2:18.081	41	9.716	2:07.137	41	13.432	2:07.181	41	18.150	2:07.803	41	24.970	2:10.438
58	7.593	2:18.103	92	15.141	2:10.479	92	21.980	2:10.304	92	30.824	2:11.929	92	37.541	2:10.335
92	7.711	2:18.221	69	16.701	2:10.511	75	23.198	2:09.881	75	30.863	2:10.750	75	37.561	2:10.316
69	9.239	2:19.749	75	16.782	2:12.260	69	23.339	2:10.103	69	31.194	2:10.940	69	38.502	2:10.926
47	10.529	2:21.039	47	20.285	2:12.805	47	30.345	2:13.525	99	35.336	2:07.921	99	38.714	2:06.996
39	12.235	2:22.745	39	22.854	2:13.668	99	30.500	2:10.090	39	39.917	2:11.477	39	45.276	2:08.977
52	13.512	2:24.022	52	23.180	2:12.717	52	31.120	2:11.405	47	40.015	2:12.755	52	47.654	2:10.516
254	15.087	2:25.597	99	23.875	2:09.370	39	31.525	2:12.136	52	40.756	2:12.721	47	49.866	2:13.469
45	15.809	2:26.319	254	25.399	2:13.361	254	33.642	2:11.708	254	44.483	2:13.926	254	56.318	2:15.453
174	16.502	2:27.012	45	31.443	2:18.683	174	46.842	2:18.079	5	1:02.344	2:18.145	5	1:15.214	2:16.488
99	17.554	2:28.064	174	32.228	2:18.775	5	47.284	2:17.545	174	1:02.441	2:18.684	45	1:16.955	2:17.434
5	20.092	2:30.602	5	33.204	2:16.161	45	48.406	2:20.428	45	1:03.139	2:17.818	174	1:17.149	2:18.326
65	22.063	2:32.573	65	40.714	2:21.700	65	58.331	2:21.082	65	1:16.556	2:21.310	65	1:32.893	2:19.955
169	27.159	2:37.669	113	51.325	2:25.347	28	1:10.133	2:20.352	28	1:26.998	2:19.950	28	1:43.238	2:19.858
113	29.027	2:39.537	64	51.485	2:24.530	113	1:12.205	2:24.345	113	1:30.983	2:21.863	113	1:49.404	2:22.039
114	29.485	2:39.995	28	53.246	2:24.146	57	1:12.663	2:21.368	57	1:31.320	2:21.742	57	1:49.969	2:22.267
57	29.956	2:40.466	169	54.005	2:29.895	64	1:17.268	2:29.248	64	1:37.580	2:23.397	64	1:58.409	2:24.447
64	30.004	2:40.514	57	54.760	2:27.853	171	1:18.354	2:26.760	171	1:40.674	2:25.405	171	2:04.873	2:27.817
171	30.058	2:40.568	171	55.059	2:28.050	169	1:20.929	2:30.389	141	1:44.927	2:26.152	141	2:05.424	2:24.115
141	31.765	2:42.275	114	55.109	2:28.673	141	1:21.860	2:27.481	169	1:45.393	2:27.549	169	2:06.622	2:24.847
28	32.149	2:42.659	141	57.844	2:29.128									

Weather / Track : Cloudy / Dry

Snetterton 300

Circuit Length = 2.9689 miles

Start: 16:55 Flag 17:05 End: 17:07

Results can be found at www.tsl-timing.com

Printed - 17:50 Saturday, 25 April 2015

BMCRC - MRO Championships 2015 - Rnd 2 @ Snetterton 300

Thunderbike Extreme

RACE 16 - SECTOR ANALYSIS

SECTOR 1 = FL to I1, SECTOR 2 = I1 to I2, SECTOR 3 = I2 to FL, DIFF = Difference To Personal Best Lap

P1 40		David SHELVEY		Suzuki -		
IDEAL LAP TIME : 2:03.049		BEST LAP TIME : 2:03.049		DIFFERENCE : 0.000		
LAP	SECTOR 1	SECTOR 2	LAP TIME	MPH	DIFF	TIME OF DAY
1 -		41.513	2:10.510	81.89	7.461	16:57:19.298
2 -	1:21.848	41.201	2:03.049 (1)	86.86		16:59:22.347
3 -	1:22.164	41.301	2:03.465 (3)	86.56	0.416	17:01:25.812
4 -	1:21.876	41.209	2:03.085 (2)	86.83	0.036	17:03:28.897
5 -	1:21.955	41.663	2:03.618	86.46	0.569	17:05:32.515

P2 58		Seb KELLY		Suzuki - Go Racing Developments		
IDEAL LAP TIME : 2:00.570		BEST LAP TIME : 2:00.810		DIFFERENCE : 0.240		
LAP	SECTOR 1	SECTOR 2	LAP TIME	MPH	DIFF	TIME OF DAY
1 -		41.310	2:18.103	77.39	17.293	16:57:26.891
2 -	1:21.492	41.133	2:02.625 (3)	87.16	1.815	16:59:29.516
3 -	1:22.500	41.183	2:03.683	86.41	2.873	17:01:33.199
4 -	1:20.488	40.322	2:00.810 (1)	88.47		17:03:34.009
5 -	1:20.248	40.652	2:00.900 (2)	88.40	0.090	17:05:34.909

P3 44		Denzil DAVIES		Suzuki - Advanced Mouldings		
IDEAL LAP TIME : 2:05.130		BEST LAP TIME : 2:05.130		DIFFERENCE : 0.000		
LAP	SECTOR 1	SECTOR 2	LAP TIME	MPH	DIFF	TIME OF DAY
1 -		42.249	2:12.435	80.70	7.305	16:57:21.223
2 -	1:23.556	42.091	2:05.647 (3)	85.06	0.517	16:59:26.870
3 -	1:23.516	41.969	2:05.485 (2)	85.17	0.355	17:01:32.355
4 -	1:23.417	41.713	2:05.130 (1)	85.41		17:03:37.485
5 -	1:23.771	41.932	2:05.703	85.02	0.573	17:05:43.188

P4 422		Ben DOOLAN		Yamaha - BD Plastering		
IDEAL LAP TIME : 2:05.573		BEST LAP TIME : 2:05.762		DIFFERENCE : 0.189		
LAP	SECTOR 1	SECTOR 2	LAP TIME	MPH	DIFF	TIME OF DAY
1 -		42.093	2:11.982	80.98	6.220	16:57:20.770
2 -	1:23.594	42.329	2:05.923 (3)	84.87	0.161	16:59:26.693
3 -	1:24.472	42.134	2:06.606	84.42	0.844	17:01:33.299
4 -	1:23.783	41.979	2:05.762 (1)	84.98		17:03:39.061
5 -	1:23.700	42.222	2:05.922 (2)	84.87	0.160	17:05:44.983

P5 19		Dan WRIGHT		Suzuki -		
IDEAL LAP TIME : 2:05.283		BEST LAP TIME : 2:05.401		DIFFERENCE : 0.118		
LAP	SECTOR 1	SECTOR 2	LAP TIME	MPH	DIFF	TIME OF DAY
1 -		41.996	2:12.620	80.59	7.219	16:57:21.408
2 -	1:24.064	42.548	2:06.612 (2)	84.41	1.211	16:59:28.020
3 -	1:24.020	42.844	2:06.864	84.24	1.463	17:01:34.884
4 -	1:23.287	42.114	2:05.401 (1)	85.23		17:03:40.285
5 -	1:24.065	42.679	2:06.744 (3)	84.32	1.343	17:05:47.029

P6 34		Daniel STUART		Yamaha - Aspect maintenance		
IDEAL LAP TIME : 2:05.472		BEST LAP TIME : 2:05.472		DIFFERENCE : 0.000		
LAP	SECTOR 1	SECTOR 2	LAP TIME	MPH	DIFF	TIME OF DAY
1 -		42.296	2:12.246	80.81	6.774	16:57:21.034
2 -	1:24.735	42.262	2:06.997 (3)	84.16	1.525	16:59:28.031
3 -	1:24.118	43.081	2:07.199	84.02	1.727	17:01:35.230
4 -	1:23.757	41.715	2:05.472 (1)	85.18		17:03:40.702
5 -	1:23.761	42.692	2:06.453 (2)	84.52	0.981	17:05:47.155

P7 54		Andrew SAUNDERS		Yamaha - RG Racing/MSS Performance		
IDEAL LAP TIME : 2:05.304		BEST LAP TIME : 2:05.607		DIFFERENCE : 0.303		
LAP	SECTOR 1	SECTOR 2	LAP TIME	MPH	DIFF	TIME OF DAY

Weather / Track : Cloudy / Dry

Snetterton 300
Circuit Length = 2.9689 miles
Start: 16:55 Flag 17:05 End: 17:07

BMCRC - MRO Championships 2015 - Rnd 2 @ Snetterton 300

Thunderbike Extreme

RACE 16 - SECTOR ANALYSIS

SECTOR 1 = FL to I1, SECTOR 2 = I1 to I2, SECTOR 3 = I2 to FL, DIFF = Difference To Personal Best Lap

1 -		42.067		2:13.841	79.85	8.234	16:57:22.629
2 -	1:24.050	42.266		2:06.316 (3)	84.61	0.709	16:59:28.945
3 -	1:24.138	42.803		2:06.941	84.19	1.334	17:01:35.886
4 -	1:23.323	42.284		2:05.607 (1)	85.09		17:03:41.493
5 -	1:23.237	42.546		2:05.783 (2)	84.97	0.176	17:05:47.276

P8 42 Alan WOOD		Suzuki - www.alanwoodracing.co.uk					
IDEAL LAP TIME : 2:04.730		BEST LAP TIME : 2:05.353		DIFFERENCE : 0.623			
LAP	SECTOR 1	SECTOR 2	LAP TIME	MPH	DIFF	TIME OF DAY	
1 -		42.270	2:14.577	79.41	9.224	16:57:23.365	
2 -	1:24.394	43.083	2:07.477	83.84	2.124	16:59:30.842	
3 -	1:24.175	42.194	2:06.369 (3)	84.57	1.016	17:01:37.211	
4 -	1:23.896	41.457	2:05.353 (1)	85.26		17:03:42.564	
5 -	1:23.273	42.124	2:05.397 (2)	85.23	0.044	17:05:47.961	

P9 82 Matt HINNELLS		Aprilia - Nutsmoto/Moremoto					
IDEAL LAP TIME : 2:06.484		BEST LAP TIME : 2:06.548		DIFFERENCE : 0.064			
LAP	SECTOR 1	SECTOR 2	LAP TIME	MPH	DIFF	TIME OF DAY	
1 -		42.834	2:14.739	79.32	8.191	16:57:23.527	
2 -	1:25.289	42.335	2:07.624	83.74	1.076	16:59:31.151	
3 -	1:24.667	42.101	2:06.768 (2)	84.31	0.220	17:01:37.919	
4 -	1:24.383	42.165	2:06.548 (1)	84.45		17:03:44.467	
5 -	1:24.583	42.605	2:07.188 (3)	84.03	0.640	17:05:51.655	

P10 41 David ABRAHAM		Aprilia - Cambridge Motorcycles					
IDEAL LAP TIME : 2:06.938		BEST LAP TIME : 2:07.137		DIFFERENCE : 0.199			
LAP	SECTOR 1	SECTOR 2	LAP TIME	MPH	DIFF	TIME OF DAY	
1 -		42.545	2:16.138	78.50	9.001	16:57:24.926	
2 -	1:24.537	42.600	2:07.137 (1)	84.06		16:59:32.063	
3 -	1:24.780	42.401	2:07.181 (2)	84.03	0.044	17:01:39.244	
4 -	1:24.864	42.939	2:07.803 (3)	83.62	0.666	17:03:47.047	
5 -	1:26.629	43.809	2:10.438	81.93	3.301	17:05:57.485	

P11 92 Matt LAST		Suzuki - Phase 5 Technology					
IDEAL LAP TIME : 2:10.007		BEST LAP TIME : 2:10.304		DIFFERENCE : 0.297			
LAP	SECTOR 1	SECTOR 2	LAP TIME	MPH	DIFF	TIME OF DAY	
1 -		43.503	2:18.221	77.32	7.917	16:57:27.009	
2 -	1:26.740	43.739	2:10.479 (3)	81.91	0.175	16:59:37.488	
3 -	1:26.583	43.721	2:10.304 (1)	82.02		17:01:47.792	
4 -	1:28.057	43.872	2:11.929	81.01	1.625	17:03:59.721	
5 -	1:26.911	43.424	2:10.335 (2)	82.00	0.031	17:06:10.056	

P12 75 Paul NEWMAN		Honda - Leeway Building Services					
IDEAL LAP TIME : 2:09.560		BEST LAP TIME : 2:09.881		DIFFERENCE : 0.321			
LAP	SECTOR 1	SECTOR 2	LAP TIME	MPH	DIFF	TIME OF DAY	
1 -		43.747	2:18.081	77.40	8.200	16:57:26.869	
2 -	1:28.023	44.237	2:12.260	80.81	2.379	16:59:39.129	
3 -	1:26.466	43.415	2:09.881 (1)	82.29		17:01:49.010	
4 -	1:27.130	43.620	2:10.750 (3)	81.74	0.869	17:03:59.760	
5 -	1:27.222	43.094	2:10.316 (2)	82.01	0.435	17:06:10.076	

P13 69 Tony RUSSO		Suzuki - Titan Elevators					
IDEAL LAP TIME : 2:09.510		BEST LAP TIME : 2:10.103		DIFFERENCE : 0.593			
LAP	SECTOR 1	SECTOR 2	LAP TIME	MPH	DIFF	TIME OF DAY	
1 -		44.040	2:19.749	76.48	9.646	16:57:28.537	
2 -	1:26.809	43.702	2:10.511 (2)	81.89	0.408	16:59:39.048	
3 -	1:26.150	43.953	2:10.103 (1)	82.15		17:01:49.151	
4 -	1:27.412	43.528	2:10.940	81.62	0.837	17:04:00.091	

Weather / Track : Cloudy / Dry

Snetterton 300
Circuit Length = 2.9689 miles
Start: 16:55 Flag 17:05 End: 17:07

BMCRC - MRO Championships 2015 - Rnd 2 @ Snetterton 300

Thunderbike Extreme

RACE 16 - SECTOR ANALYSIS

SECTOR 1 = FL to I1, SECTOR 2 = I1 to I2, SECTOR 3 = I2 to FL, DIFF = Difference To Personal Best Lap

5 - 1:27.566 **43.360** 2:10.926 (3) 81.63 0.823 17:06:11.017

P14 99		Lee BELLOTTI		Honda - John Bellotti (Dad)		
IDEAL LAP TIME : 2:06.996		BEST LAP TIME : 2:06.996		DIFFERENCE : 0.000		
LAP	SECTOR 1	SECTOR 2	LAP TIME	MPH	DIFF	TIME OF DAY
1 -		43.748	2:28.064	72.18	21.068	16:57:36.852
2 -	1:25.859	43.511	2:09.370 (3)	82.61	2.374	16:59:46.222
3 -	1:26.362	43.728	2:10.090	82.15	3.094	17:01:56.312
4 -	1:24.697	43.224	2:07.921 (2)	83.55	0.925	17:04:04.233
5 -	1:24.368	42.628	2:06.996 (1)	84.16		17:06:11.229

P15 39		Rob WILLIAMS		Suzuki -		
IDEAL LAP TIME : 2:08.977		BEST LAP TIME : 2:08.977		DIFFERENCE : 0.000		
LAP	SECTOR 1	SECTOR 2	LAP TIME	MPH	DIFF	TIME OF DAY
1 -		45.087	2:22.745	74.87	13.768	16:57:31.533
2 -	1:27.748	45.920	2:13.668	79.95	4.691	16:59:45.201
3 -	1:27.935	44.201	2:12.136 (3)	80.88	3.159	17:01:57.337
4 -	1:27.280	44.197	2:11.477 (2)	81.29	2.500	17:04:08.814
5 -	1:25.283	43.694	2:08.977 (1)	82.86		17:06:17.791

P16 52		Chris DOWLING		Honda -		
IDEAL LAP TIME : 2:10.516		BEST LAP TIME : 2:10.516		DIFFERENCE : 0.000		
LAP	SECTOR 1	SECTOR 2	LAP TIME	MPH	DIFF	TIME OF DAY
1 -		48.697	2:24.022	74.21	13.506	16:57:32.810
2 -	1:27.203	45.514	2:12.717 (3)	80.53	2.201	16:59:45.527
3 -	1:26.920	44.485	2:11.405 (2)	81.33	0.889	17:01:56.932
4 -	1:28.242	44.479	2:12.721	80.53	2.205	17:04:09.653
5 -	1:26.667	43.849	2:10.516 (1)	81.89		17:06:20.169

P17 47		Mark TROWELL		Yamaha - ELP		
IDEAL LAP TIME : 2:12.274		BEST LAP TIME : 2:12.755		DIFFERENCE : 0.481		
LAP	SECTOR 1	SECTOR 2	LAP TIME	MPH	DIFF	TIME OF DAY
1 -		43.983	2:21.039	75.78	8.284	16:57:29.827
2 -	1:28.558	44.247	2:12.805 (2)	80.47	0.050	16:59:42.632
3 -	1:29.158	44.367	2:13.525	80.04	0.770	17:01:56.157
4 -	1:28.291	44.464	2:12.755 (1)	80.50		17:04:08.912
5 -	1:28.880	44.589	2:13.469 (3)	80.07	0.714	17:06:22.381

P18 254		Rick WINDAS		Ducati -		
IDEAL LAP TIME : 2:11.708		BEST LAP TIME : 2:11.708		DIFFERENCE : 0.000		
LAP	SECTOR 1	SECTOR 2	LAP TIME	MPH	DIFF	TIME OF DAY
1 -		45.756	2:25.597	73.40	13.889	16:57:34.385
2 -	1:28.733	44.628	2:13.361 (2)	80.14	1.653	16:59:47.746
3 -	1:27.410	44.298	2:11.708 (1)	81.14		17:01:59.454
4 -	1:28.943	44.983	2:13.926 (3)	79.80	2.218	17:04:13.380
5 -	1:30.648	44.805	2:15.453	78.90	3.745	17:06:28.833

P19 5		Nick BISHOP		Suzuki -		
IDEAL LAP TIME : 2:16.161		BEST LAP TIME : 2:16.161		DIFFERENCE : 0.000		
LAP	SECTOR 1	SECTOR 2	LAP TIME	MPH	DIFF	TIME OF DAY
1 -		46.167	2:30.602	70.96	14.441	16:57:39.390
2 -	1:30.210	45.951	2:16.161 (1)	78.49		16:59:55.551
3 -	1:30.695	46.850	2:17.545 (3)	77.70	1.384	17:02:13.096
4 -	1:31.506	46.639	2:18.145	77.36	1.984	17:04:31.241
5 -	1:30.253	46.235	2:16.488 (2)	78.30	0.327	17:06:47.729

Weather / Track : Cloudy / Dry

Snetterton 300

Circuit Length = 2.9689 miles

Start: 16:55 Flag 17:05 End: 17:07

BMCRC - MRO Championships 2015 - Rnd 2 @ Snetterton 300

Thunderbike Extreme

RACE 16 - SECTOR ANALYSIS

SECTOR 1 = FL to I1, SECTOR 2 = I1 to I2, SECTOR 3 = I2 to FL, DIFF = Difference To Personal Best Lap

P20 45		Paul BRYANT		Honda - CVM		
IDEAL LAP TIME : 2:16.728		BEST LAP TIME : 2:17.434		DIFFERENCE : 0.706		
LAP	SECTOR 1	SECTOR 2	LAP TIME	MPH	DIFF	TIME OF DAY
1 -		46.972	2:26.319	73.04	8.885	16:57:35.107
2 -	1:31.359	47.324	2:18.683 (3)	77.06	1.249	16:59:53.790
3 -	1:30.304	50.124	2:20.428	76.11	2.994	17:02:14.218
4 -	1:30.767	47.051	2:17.818 (2)	77.55	0.384	17:04:32.036
5 -	1:31.010	46.424	2:17.434 (1)	77.76		17:06:49.470

P21 174		Talan SKEELS-PIGGINS		Suzuki - McMillan Williams		
IDEAL LAP TIME : 2:17.975		BEST LAP TIME : 2:18.079		DIFFERENCE : 0.104		
LAP	SECTOR 1	SECTOR 2	LAP TIME	MPH	DIFF	TIME OF DAY
1 -		46.702	2:27.012	72.70	8.933	16:57:35.800
2 -	1:31.829	46.946	2:18.775	77.01	0.696	16:59:54.575
3 -	1:31.368	46.711	2:18.079 (1)	77.40		17:02:12.654
4 -	1:31.931	46.753	2:18.684 (3)	77.06	0.605	17:04:31.338
5 -	1:31.719	46.607	2:18.326 (2)	77.26	0.247	17:06:49.664

P22 65 R		Mark MASKELL		Suzuki - h4hrr.co.uk/Poppy Nursing Services		
IDEAL LAP TIME : 2:19.955		BEST LAP TIME : 2:19.955		DIFFERENCE : 0.000		
LAP	SECTOR 1	SECTOR 2	LAP TIME	MPH	DIFF	TIME OF DAY
1 -		47.559	2:32.573	70.05	12.618	16:57:41.361
2 -	1:34.090	47.610	2:21.700	75.42	1.745	17:00:03.061
3 -	1:33.019	48.063	2:21.082 (2)	75.75	1.127	17:02:24.143
4 -	1:33.507	47.803	2:21.310 (3)	75.63	1.355	17:04:45.453
5 -	1:32.700	47.255	2:19.955 (1)	76.36		17:07:05.408

P23 28		Dan NEMATI		Yamaha - Wayne Johnson		
IDEAL LAP TIME : 2:19.486		BEST LAP TIME : 2:19.858		DIFFERENCE : 0.372		
LAP	SECTOR 1	SECTOR 2	LAP TIME	MPH	DIFF	TIME OF DAY
1 -		46.535	2:42.659	65.70	22.801	16:57:51.447
2 -	1:34.990	49.156	2:24.146	74.14	4.288	17:00:15.593
3 -	1:33.491	46.861	2:20.352 (3)	76.15	0.494	17:02:35.945
4 -	1:33.200	46.750	2:19.950 (2)	76.37	0.092	17:04:55.895
5 -	1:32.951	46.907	2:19.858 (1)	76.42		17:07:15.753

P24 113 R		Matthew FITZGERALD		Kawasaki - Ratchet Racing		
IDEAL LAP TIME : 2:21.423		BEST LAP TIME : 2:21.863		DIFFERENCE : 0.440		
LAP	SECTOR 1	SECTOR 2	LAP TIME	MPH	DIFF	TIME OF DAY
1 -		50.686	2:39.537	66.99	17.674	16:57:48.325
2 -	1:35.662	49.685	2:25.347	73.53	3.484	17:00:13.672
3 -	1:35.655	48.690	2:24.345 (3)	74.04	2.482	17:02:38.017
4 -	1:33.504	48.359	2:21.863 (1)	75.34		17:04:59.880
5 -	1:33.064	48.975	2:22.039 (2)	75.24	0.176	17:07:21.919

P25 57 R		Nicholas WESTON		Kawasaki -		
IDEAL LAP TIME : 2:21.122		BEST LAP TIME : 2:21.368		DIFFERENCE : 0.246		
LAP	SECTOR 1	SECTOR 2	LAP TIME	MPH	DIFF	TIME OF DAY
1 -		51.259	2:40.466	66.60	19.098	16:57:49.254
2 -	1:36.593	51.260	2:27.853	72.28	6.485	17:00:17.107
3 -	1:32.961	48.407	2:21.368 (1)	75.60		17:02:38.475
4 -	1:33.505	48.237	2:21.742 (2)	75.40	0.374	17:05:00.217
5 -	1:32.885	49.382	2:22.267 (3)	75.12	0.899	17:07:22.484

P26 64		Mitchell BROOKES		Honda -		
IDEAL LAP TIME : 2:22.709		BEST LAP TIME : 2:23.397		DIFFERENCE : 0.688		
LAP	SECTOR 1	SECTOR 2	LAP TIME	MPH	DIFF	TIME OF DAY

Weather / Track : Cloudy / Dry

Snetterton 300
Circuit Length = 2.9689 miles
Start: 16:55 Flag 17:05 End: 17:07

BMCRC - MRO Championships 2015 - Rnd 2 @ Snetterton 300

Thunderbike Extreme

RACE 16 - SECTOR ANALYSIS

SECTOR 1 = FL to I1, SECTOR 2 = I1 to I2, SECTOR 3 = I2 to FL, DIFF = Difference To Personal Best Lap

1 -		50.665	2:40.514	66.58	17.117	16:57:49.302
2 -	1:36.473	48.057	2:24.530 (3)	73.95	1.133	17:00:13.832
3 -	1:34.751	54.497	2:29.248	71.61	5.851	17:02:43.080
4 -	1:35.439	47.958	2:23.397 (1)	74.53		17:05:06.477
5 -	1:36.409	48.038	2:24.447 (2)	73.99	1.050	17:07:30.924

P27 171 R Daniel GIBBS		Suzuki - Thomas Racing				
IDEAL LAP TIME : 2:25.405		BEST LAP TIME : 2:25.405		DIFFERENCE : 0.000		
LAP	SECTOR 1	SECTOR 2	LAP TIME	MPH	DIFF	TIME OF DAY
1 -		49.931	2:40.568	66.56	15.163	16:57:49.356
2 -	1:38.342	49.708	2:28.050	72.19	2.645	17:00:17.406
3 -	1:36.919	49.841	2:26.760 (2)	72.82	1.355	17:02:44.166
4 -	1:36.093	49.312	2:25.405 (1)	73.50		17:05:09.571
5 -	1:37.913	49.904	2:27.817 (3)	72.30	2.412	17:07:37.388

P28 141 R Matthew ROBINSON		Kawasaki - Currie Motors				
IDEAL LAP TIME : 2:23.976		BEST LAP TIME : 2:24.115		DIFFERENCE : 0.139		
LAP	SECTOR 1	SECTOR 2	LAP TIME	MPH	DIFF	TIME OF DAY
1 -		50.889	2:42.275	65.86	18.160	16:57:51.063
2 -	1:38.868	50.260	2:29.128	71.67	5.013	17:00:20.191
3 -	1:37.180	50.301	2:27.481 (3)	72.47	3.366	17:02:47.672
4 -	1:35.346	50.806	2:26.152 (2)	73.12	2.037	17:05:13.824
5 -	1:35.485	48.630	2:24.115 (1)	74.16		17:07:37.939

P29 169 R Matthew WREN		Kawasaki -				
IDEAL LAP TIME : 2:24.847		BEST LAP TIME : 2:24.847		DIFFERENCE : 0.000		
LAP	SECTOR 1	SECTOR 2	LAP TIME	MPH	DIFF	TIME OF DAY
1 -		50.805	2:37.669	67.78	12.822	16:57:46.457
2 -	1:37.374	52.521	2:29.895 (3)	71.30	5.048	17:00:16.352
3 -	1:38.349	52.040	2:30.389	71.06	5.542	17:02:46.741
4 -	1:37.646	49.903	2:27.549 (2)	72.43	2.702	17:05:14.290
5 -	1:35.906	48.941	2:24.847 (1)	73.78		17:07:39.137

P30 114 R Ricky MARTIN		Suzuki -				
IDEAL LAP TIME : 2:28.673		BEST LAP TIME : 2:28.673		DIFFERENCE : 0.000		
LAP	SECTOR 1	SECTOR 2	LAP TIME	MPH	DIFF	TIME OF DAY
1 -		51.980	2:39.995 (2)	66.80	11.322	16:57:48.783
2 -	1:36.878	51.795	2:28.673 (1)	71.88		17:00:17.456

BMCRC - MRO Championships 2015 - Rnd 2 @ Snetterton 300

Thunderbike Extreme

RACE 16 - BEST SECTORS

SECTOR 1			SECTOR 2			IDEAL / BEST COMPARISON						
POS	NO	NAME	TIME	NO	NAME	TIME	POS	NO	NAME	IDEAL	BEST	DIFF
									PERFECT LAP	2:00.570		
1	58	KELLY	1:20.248	58	KELLY	40.322	1	58	KELLY	2:00.570	2:00.810	0.240
2	40	SHELVEY	1:21.848	40	SHELVEY	41.201	2	40	SHELVEY	2:03.049	2:03.049	0.000
3	54	SAUNDERS	1:23.237	42	WOOD	41.457	3	42	WOOD	2:04.730	2:05.353	0.623
4	42	WOOD	1:23.273	44	DAVIES	41.713	4	44	DAVIES	2:05.130	2:05.130	0.000
5	19	WRIGHT	1:23.287	34	STUART	41.715	5	19	WRIGHT	2:05.283	2:05.401	0.118
6	44	DAVIES	1:23.417	422	DOOLAN	41.979	6	54	SAUNDERS	2:05.304	2:05.607	0.303
7	422	DOOLAN	1:23.594	19	WRIGHT	41.996	7	34	STUART	2:05.472	2:05.472	0.000
8	34	STUART	1:23.757	54	SAUNDERS	42.067	8	422	DOOLAN	2:05.573	2:05.762	0.189
9	99	BELLOTTI	1:24.368	82	HINNELLS	42.101	9	82	HINNELLS	2:06.484	2:06.548	0.064
10	82	HINNELLS	1:24.383	41	ABRAHAM	42.401	10	41	ABRAHAM	2:06.938	2:07.137	0.199
11	41	ABRAHAM	1:24.537	99	BELLOTTI	42.628	11	99	BELLOTTI	2:06.996	2:06.996	0.000
12	39	WILLIAMS	1:25.283	75	NEWMAN	43.094	12	39	WILLIAMS	2:08.977	2:08.977	0.000
13	69	RUSSO	1:26.150	69	RUSSO	43.360	13	69	RUSSO	2:09.510	2:10.103	0.593
14	75	NEWMAN	1:26.466	92	LAST	43.424	14	75	NEWMAN	2:09.560	2:09.881	0.321
15	92	LAST	1:26.583	39	WILLIAMS	43.694	15	92	LAST	2:10.007	2:10.304	0.297
16	52	DOWLING	1:26.667	52	DOWLING	43.849	16	52	DOWLING	2:10.516	2:10.516	0.000
17	254	WINDAS	1:27.410	47	TROWELL	43.983	17	254	WINDAS	2:11.708	2:11.708	0.000
18	47	TROWELL	1:28.291	254	WINDAS	44.298	18	47	TROWELL	2:12.274	2:12.755	0.481
19	5	BISHOP	1:30.210	5	BISHOP	45.951	19	5	BISHOP	2:16.161	2:16.161	0.000
20	45	BRYANT	1:30.304	45	BRYANT	46.424	20	45	BRYANT	2:16.728	2:17.434	0.706
21	174	SKEELS-PIGGINS	1:31.368	28	NEMATI	46.535	21	174	SKEELS-PIGGINS	2:17.975	2:18.079	0.104
22	65	MASKELL	1:32.700	174	SKEELS-PIGGINS	46.607	22	28	NEMATI	2:19.486	2:19.858	0.372
23	57	WESTON	1:32.885	65	MASKELL	47.255	23	65	MASKELL	2:19.955	2:19.955	0.000
24	28	NEMATI	1:32.951	64	BROOKES	47.958	24	57	WESTON	2:21.122	2:21.368	0.246
25	113	FITZGERALD	1:33.064	57	WESTON	48.237	25	113	FITZGERALD	2:21.423	2:21.863	0.440
26	64	BROOKES	1:34.751	113	FITZGERALD	48.359	26	64	BROOKES	2:22.709	2:23.397	0.688
27	141	ROBINSON	1:35.346	141	ROBINSON	48.630	27	141	ROBINSON	2:23.976	2:24.115	0.139
28	169	WREN	1:35.906	169	WREN	48.941	28	169	WREN	2:24.847	2:24.847	0.000
29	171	GIBBS	1:36.093	171	GIBBS	49.312	29	171	GIBBS	2:25.405	2:25.405	0.000
30	114	MARTIN	1:36.878	114	MARTIN	51.795	30	114	MARTIN	2:28.673	2:28.673	0.000
31												
32												

Weather / Track : Cloudy / Dry

Results can be found at www.tsl-timing.com

Snetterton 300

Circuit Length = 2.9689 miles

Start: 16:55 Flag 17:05 End: 17:07

Printed - 17:49 Saturday, 25 April 2015

BMCRC - MRO Championships 2015 - Rnd 2 @ Snetterton 300



Thunderbike Extreme

RACE 5 - GRID (6 Laps)

ROW 13					37	174 Talan SKEELS-PIGGINS	
ROW 12	36	55 Michael COPLEY	35	139 Antony COPLEY	34	9 Ross DUNNING	
ROW 11		33	178 Richard MORRIS	32	72 Jim DAVIES	31	110 Paul TAFFURELLI
ROW 10	30	33 Andrew COLLINS	29	114 Ricky MARTIN	28	169 Matthew WREN	
ROW 9		27	141 Matthew ROBINSON	26	171 Daniel GIBBS	25	64 Mitchell BROOKES
ROW 8	24	57 Nicholas WESTON	23	113 Matthew FITZGERALD	22	28 Dan NEMATI	
ROW 7		21	65 Mark MASKELL	20	45 Paul BRYANT	19	5 Nick BISHOP
ROW 6	18	254 Rick WINDAS	17	47 Mark TROWELL	16	52 Chris DOWLING	
ROW 5		15	39 Rob WILLIAMS	14	99 Lee BELLOTTI	13	69 Tony RUSSO
ROW 4	12	75 Paul NEWMAN	11	92 Matt LAST	10	41 David ABRAHAM	
ROW 3		9	82 Matt HINNELLS	8	42 Alan WOOD	7	54 Andrew SAUNDERS
ROW 2	6	34 Daniel STUART	5	19 Dan WRIGHT	4	422 Ben DOOLAN	
ROW 1		3	44 Denzil DAVIES	2	58 Seb KELLY	1	40 David SHELVEY Pole

Snetterton 300
Circuit Length = 2.9689 miles

These results are provisional until the conclusion of any judicial and technical matters.

Clerk Of Course :		Timekeeper :
-------------------	--	--------------

Results can be found at www.tsl-timing.com

Printed - 17:51 Saturday, 25 April 2015



BMCRC - MRO Championships 2015 - Rnd 2 @ Snetterton 300



Thunderbike Extreme

RACE 5 - CLASSIFICATION

POS	NO	CL	PIC NAME	ENTRY	LAPS	TIME	GAP	DIFF	MPH	BEST	ON
1	58		1 Seb KELLY	Suzuki - Go Racing Developments	3	6:11.586			86.29	2:01.829	2
2	40		2 David SHELVEY	Suzuki -	3	6:12.101	0.515	0.515	86.17	2:01.792	3
3	44		3 Denzil DAVIES	Suzuki - Advanced Mouldings	3	6:25.423	13.837	13.322	83.19	2:06.585	3
4	422		4 Ben DOOLAN	Yamaha - BD Plastering	3	6:26.188	14.602	0.765	83.02	2:05.760	3
5	34		5 Daniel STUART	Yamaha - Aspect maintenance	3	6:29.900	18.314	3.712	82.23	2:08.037	3
6	19		6 Dan WRIGHT	Suzuki -	3	6:31.134	19.548	1.234	81.97	2:08.601	3
7	82		7 Matt HINNELLS	Aprilia - Nutsmoto/Moremoto	3	6:32.399	20.813	1.265	81.71	2:07.029	3
8	41		8 David ABRAHAM	Aprilia - Cambridge Motorcycles	3	6:34.697	23.111	2.298	81.23	2:08.155	3
9	75		9 Paul NEWMAN	Honda - Leeway Building Services	3	6:35.613	24.027	0.916	81.04	2:09.301	3
10	99		10 Lee BELLOTTI	Honda - John Bellotti (Dad)	3	6:36.048	24.462	0.435	80.96	2:08.852	3
11	52		11 Chris DOWLING	Honda -	3	6:41.586	30.000	5.538	79.84	2:10.888	2
12	69		12 Tony RUSSO	Suzuki - Titan Elevators	3	6:42.668	31.082	1.082	79.62	2:10.789	2
13	47		13 Mark TROWELL	Yamaha - ELP	3	6:43.381	31.795	0.713	79.48	2:10.856	2
14	254		14 Rick WINDAS	Ducati -	3	6:51.680	40.094	8.299	77.88	2:13.832	2
15	174		15 Talan SKEELS-PIGGINS	Suzuki - McMillan Williams	3	6:58.379	46.793	6.699	76.63	2:15.324	2
16	5		16 Nick BISHOP	Suzuki -	3	7:01.406	49.820	3.027	76.08	2:15.875	3
17	45		17 Paul BRYANT	Honda - CVM	3	7:02.622	51.036	1.216	75.86	2:17.553	3
18	65	R	1 Mark MASKELL	Suzuki - h4hrr.co.uk/Poppy Nursing Services	3	7:11.680	1:00.094	9.058	74.27	2:20.116	3
19	57	R	2 Nicholas WESTON	Kawasaki -	3	7:12.509	1:00.923	0.829	74.13	2:18.021	3
20	28		18 Dan NEMATI	Yamaha - Wayne Johnson	3	7:13.276	1:01.690	0.767	74.00	2:18.118	3
21	141	R	3 Matthew ROBINSON	Kawasaki - Currie Motors	3	7:24.874	1:13.288	11.598	72.07	2:24.097	2
22	55		19 Michael COPLEY	Suzuki - Spindle Grind	3	7:26.290	1:14.704	1.416	71.84	2:23.001	3
23	171	R	4 Daniel GIBBS	Suzuki - Thomas Racing	3	7:29.847	1:18.261	3.557	71.27	2:25.616	2
24	181	R	5 Mark WHITE	Yamaha -	3	7:30.379	1:18.793	0.532	71.19	2:26.102	3
25	169	R	6 Matthew WREN	Kawasaki -	3	7:30.522	1:18.936	0.143	71.17	2:27.345	3
26	114	R	7 Ricky MARTIN	Suzuki -	3	7:42.133	1:30.547	11.611	69.38	2:23.484	3
27	72	R	8 Jim DAVIES	Yamaha - Necci Motorcycles Ltd	3	7:52.025	1:40.439	9.892	67.92	2:25.848	3

NOT CLASSIFIED

DNF	113	*	R	Matthew FITZGERALD	Kawasaki - Ratchet Racing	3	7:34.555	1:22.969	70.53	2:23.144	3	
DNF	42			Alan WOOD	Suzuki - www.alanwoodracing.co.uk	2	4:26.323	1 Lap	1 Lap	80.26	2:08.978	2
DQ	92			Matt LAST	Suzuki - Phase 5 Technology	0						
DQ	39			Rob WILLIAMS	Suzuki -	0						

FASTEST LAP

40			David SHELVEY	Suzuki -	3	2:01.792	87.75 mph	141.23 kph
57	R		Nicholas WESTON	Kawasaki -	3	2:18.021	77.43 mph	124.62 kph

* No 113 - Please fit a working transponder
 No's 39 & 92 - Disqualified for failing post race technical checks
 Class - 90% of Race Speed = 77.66 mph
 Class R - 90% of Race Speed = 66.84 mph

Snetterton 300
 Circuit Length = 2.9689 miles
 Start: 11:40 Flag 11:46 End: 11:49

Weather / Track : Cloudy / Dry

These results are provisional until the conclusion of any judicial and technical matters.

Clerk Of Course :	Timekeeper :
-------------------	--------------

Results can be found at www.tsl-timing.com

Printed - 12:40 Sunday, 26 April 2015



BMCRC - MRO Championships 2015 - Rnd 2 @ Snetterton 300

Thunderbike Extreme

RACE 5 - LAP CHART

LAP 1 @ 11:42:24.201			LAP 2 @ 11:44:26.030			LAP 3 @ 11:46:27.969		
NO	BEHIND	LAP TIME	NO	BEHIND	LAP TIME	NO	BEHIND	LAP TIME
58		2:07.818	58		2:01.829	58		2:01.939
40	0.694	2:08.512	40	0.662	2:01.797	40	0.515	2:01.792
44	3.986	2:11.804	44	9.191	2:07.034	44	13.837	2:06.585
19	5.194	2:13.012	422	10.781	2:06.751	422	14.602	2:05.760
34	5.348	2:13.166	34	12.216	2:08.697	34	18.314	2:08.037
422	5.859	2:13.677	19	12.886	2:09.521	19	19.548	2:08.601
75	8.282	2:16.100	82	15.723	2:08.696	82	20.813	2:07.029
82	8.856	2:16.674	75	16.665	2:10.212	41	23.111	2:08.155
42	9.527	2:17.345	42	16.676	2:08.978	75	24.027	2:09.301
99	10.018	2:17.836	41	16.895	2:08.536	99	24.462	2:08.852
41	10.188	2:18.006	99	17.549	2:09.360	52	30.000	2:10.962
52	11.918	2:19.736	52	20.977	2:10.888	69	31.082	2:10.811
69	13.250	2:21.068	69	22.210	2:10.789	47	31.795	2:11.100
47	13.607	2:21.425	47	22.634	2:10.856	254	40.094	2:15.330
254	14.700	2:22.518	254	26.703	2:13.832	174	46.793	2:16.656
174	18.581	2:26.399	174	32.076	2:15.324	5	49.820	2:15.875
45	18.793	2:26.611	45	35.422	2:18.458	45	51.036	2:17.553
5	19.514	2:27.332	5	35.884	2:18.199	65	1:00.094	2:20.116
65	22.451	2:30.269	65	41.917	2:21.295	57	1:00.923	2:18.021
169	25.748	2:33.566	57	44.841	2:19.843	28	1:01.690	2:18.118
28	26.665	2:34.483	28	45.511	2:20.675	141	1:13.288	2:24.810
113	26.798	2:34.616	141	50.417	2:24.097	55	1:14.704	2:23.001
57	26.827	2:34.645	169	53.530	2:29.611	171	1:18.261	2:25.745
141	28.149	2:35.967	55	53.642	2:25.167	181	1:18.793	2:26.102
181	29.036	2:36.854	171	54.455	2:25.616	169	1:18.936	2:27.345
55	30.304	2:38.122	181	54.630	2:27.423	113	1:22.969	2:23.144
171	30.668	2:38.486	113	1:01.764	2:36.795	114	1:30.547	2:23.484
114	30.873	2:38.691	114	1:09.002	2:39.958	72	1:40.439	2:25.848
72	47.591	2:55.409	72	1:16.530	2:30.768			

Weather / Track : Cloudy / Dry

Results can be found at www.tsl-timing.com

Snetterton 300
Circuit Length = 2.9689 miles
Start: 11:40 Flag 11:46 End: 11:49

Printed - 12:42 Sunday, 26 April 2015

BMCRC - MRO Championships 2015 - Rnd 2 @ Snetterton 300

Thunderbike Extreme

RACE 5 - SECTOR ANALYSIS

SECTOR 1 = FL to I1, SECTOR 2 = I1 to I2, SECTOR 3 = I2 to FL, DIFF = Difference To Personal Best Lap

P1 58		Seb KELLY		Suzuki - Go Racing Developments		
IDEAL LAP TIME : 2:01.688		BEST LAP TIME : 2:01.829		DIFFERENCE : 0.141		
LAP	SECTOR 1	SECTOR 2	LAP TIME	MPH	DIFF	TIME OF DAY
1 -		41.077	2:07.818 (3)	83.61	5.989	11:42:24.201
2 -	1:21.040	40.789	2:01.829 (1)	87.73		11:44:26.030
3 -	1:21.291	40.648	2:01.939 (2)	87.65	0.110	11:46:27.969

P2 40		David SHELVEY		Suzuki -		
IDEAL LAP TIME : 2:01.788		BEST LAP TIME : 2:01.792		DIFFERENCE : 0.004		
LAP	SECTOR 1	SECTOR 2	LAP TIME	MPH	DIFF	TIME OF DAY
1 -		40.716	2:08.512 (3)	83.16	6.720	11:42:24.895
2 -	1:21.151	40.646	2:01.797 (2)	87.75	0.005	11:44:26.692
3 -	1:21.155	40.637	2:01.792 (1)	87.75		11:46:28.484

P3 44		Denzil DAVIES		Suzuki - Advanced Mouldings		
IDEAL LAP TIME : 2:06.556		BEST LAP TIME : 2:06.585		DIFFERENCE : 0.029		
LAP	SECTOR 1	SECTOR 2	LAP TIME	MPH	DIFF	TIME OF DAY
1 -		42.059	2:11.804 (3)	81.09	5.219	11:42:28.187
2 -	1:24.634	42.400	2:07.034 (2)	84.13	0.449	11:44:35.221
3 -	1:24.497	42.088	2:06.585 (1)	84.43		11:46:41.806

P4 422		Ben DOOLAN		Yamaha - BD Plastering		
IDEAL LAP TIME : 2:05.734		BEST LAP TIME : 2:05.760		DIFFERENCE : 0.026		
LAP	SECTOR 1	SECTOR 2	LAP TIME	MPH	DIFF	TIME OF DAY
1 -		42.293	2:13.677 (3)	79.95	7.917	11:42:30.060
2 -	1:24.189	42.562	2:06.751 (2)	84.32	0.991	11:44:36.811
3 -	1:24.215	41.545	2:05.760 (1)	84.98		11:46:42.571

P5 34		Daniel STUART		Yamaha - Aspect maintenance		
IDEAL LAP TIME : 2:05.713		BEST LAP TIME : 2:08.037		DIFFERENCE : 2.324		
LAP	SECTOR 1	SECTOR 2	LAP TIME	MPH	DIFF	TIME OF DAY
1 -		42.107	2:13.166 (3)	80.26	5.129	11:42:29.549
2 -	1:24.597	44.100	2:08.697 (2)	83.04	0.660	11:44:38.246
3 -	1:23.606	44.431	2:08.037 (1)	83.47		11:46:46.283

P6 19		Dan WRIGHT		Suzuki -		
IDEAL LAP TIME : 2:07.447		BEST LAP TIME : 2:08.601		DIFFERENCE : 1.154		
LAP	SECTOR 1	SECTOR 2	LAP TIME	MPH	DIFF	TIME OF DAY
1 -		42.231	2:13.012 (3)	80.35	4.411	11:42:29.395
2 -	1:26.729	42.792	2:09.521 (2)	82.52	0.920	11:44:38.916
3 -	1:25.216	43.385	2:08.601 (1)	83.11		11:46:47.517

P7 82		Matt HINNELLS		Aprilia - Nutsmoto/Moremoto		
IDEAL LAP TIME : 2:07.029		BEST LAP TIME : 2:07.029		DIFFERENCE : 0.000		
LAP	SECTOR 1	SECTOR 2	LAP TIME	MPH	DIFF	TIME OF DAY
1 -		42.707	2:16.674 (3)	78.20	9.645	11:42:33.057
2 -	1:26.118	42.578	2:08.696 (2)	83.04	1.667	11:44:41.753
3 -	1:24.558	42.471	2:07.029 (1)	84.13		11:46:48.782

P8 41		David ABRAHAM		Aprilia - Cambridge Motorcycles		
IDEAL LAP TIME : 2:07.947		BEST LAP TIME : 2:08.155		DIFFERENCE : 0.208		
LAP	SECTOR 1	SECTOR 2	LAP TIME	MPH	DIFF	TIME OF DAY
1 -		43.372	2:18.006 (3)	77.44	9.851	11:42:34.389
2 -	1:25.802	42.734	2:08.536 (2)	83.15	0.381	11:44:42.925
3 -	1:25.213	42.942	2:08.155 (1)	83.39		11:46:51.080

Weather / Track : Cloudy / Dry

Snetterton 300

Circuit Length = 2.9689 miles

Start: 11:40 Flag 11:46 End: 11:49

BMCRC - MRO Championships 2015 - Rnd 2 @ Snetterton 300

Thunderbike Extreme

RACE 5 - SECTOR ANALYSIS

SECTOR 1 = FL to I1, SECTOR 2 = I1 to I2, SECTOR 3 = I2 to FL, DIFF = Difference To Personal Best Lap

P9	75	Paul NEWMAN	Honda - Leeway Building Services			
IDEAL LAP TIME : 2:08.886		BEST LAP TIME : 2:09.301	DIFFERENCE : 0.415			
LAP	SECTOR 1	SECTOR 2	LAP TIME	MPH	DIFF	TIME OF DAY
1 -		42.557	2:16.100 (3)	78.53	6.799	11:42:32.483
2 -	1:26.329	43.883	2:10.212 (2)	82.08	0.911	11:44:42.695
3 -	1:26.408	42.893	2:09.301 (1)	82.66		11:46:51.996
P10	99	Lee BELLOTTI	Honda - John Bellotti (Dad)			
IDEAL LAP TIME : 2:08.828		BEST LAP TIME : 2:08.852	DIFFERENCE : 0.024			
LAP	SECTOR 1	SECTOR 2	LAP TIME	MPH	DIFF	TIME OF DAY
1 -		43.418	2:17.836 (3)	77.54	8.984	11:42:34.219
2 -	1:25.921	43.439	2:09.360 (2)	82.62	0.508	11:44:43.579
3 -	1:25.945	42.907	2:08.852 (1)	82.94		11:46:52.431
P11	52	Chris DOWLING	Honda -			
IDEAL LAP TIME : 2:10.809		BEST LAP TIME : 2:10.888	DIFFERENCE : 0.079			
LAP	SECTOR 1	SECTOR 2	LAP TIME	MPH	DIFF	TIME OF DAY
1 -		44.263	2:19.736 (3)	76.48	8.848	11:42:36.119
2 -	1:27.296	43.592	2:10.888 (1)	81.65		11:44:47.007
3 -	1:27.217	43.745	2:10.962 (2)	81.61	0.074	11:46:57.969
P12	69	Tony RUSSO	Suzuki - Titan Elevators			
IDEAL LAP TIME : 2:10.088		BEST LAP TIME : 2:10.789	DIFFERENCE : 0.701			
LAP	SECTOR 1	SECTOR 2	LAP TIME	MPH	DIFF	TIME OF DAY
1 -		43.980	2:21.068 (3)	75.76	10.279	11:42:37.451
2 -	1:26.915	43.874	2:10.789 (1)	81.72		11:44:48.240
3 -	1:27.638	43.173	2:10.811 (2)	81.70	0.022	11:46:59.051
P13	47	Mark TROWELL	Yamaha - ELP			
IDEAL LAP TIME : 2:10.856		BEST LAP TIME : 2:10.856	DIFFERENCE : 0.000			
LAP	SECTOR 1	SECTOR 2	LAP TIME	MPH	DIFF	TIME OF DAY
1 -		44.035	2:21.425 (3)	75.57	10.569	11:42:37.808
2 -	1:27.475	43.381	2:10.856 (1)	81.67		11:44:48.664
3 -	1:27.694	43.406	2:11.100 (2)	81.52	0.244	11:46:59.764
P14	254	Rick WINDAS	Ducati -			
IDEAL LAP TIME : 2:13.221		BEST LAP TIME : 2:13.832	DIFFERENCE : 0.611			
LAP	SECTOR 1	SECTOR 2	LAP TIME	MPH	DIFF	TIME OF DAY
1 -		44.630	2:22.518 (3)	74.99	8.686	11:42:38.901
2 -	1:28.591	45.241	2:13.832 (1)	79.86		11:44:52.733
3 -	1:30.196	45.134	2:15.330 (2)	78.97	1.498	11:47:08.063
P15	174	Talan SKEELS-PIGGINS	Suzuki - McMillan Williams			
IDEAL LAP TIME : 2:14.997		BEST LAP TIME : 2:15.324	DIFFERENCE : 0.327			
LAP	SECTOR 1	SECTOR 2	LAP TIME	MPH	DIFF	TIME OF DAY
1 -		45.951	2:26.399 (3)	73.00	11.075	11:42:42.782
2 -	1:29.544	45.780	2:15.324 (1)	78.98		11:44:58.106
3 -	1:31.203	45.453	2:16.656 (2)	78.21	1.332	11:47:14.762
P16	5	Nick BISHOP	Suzuki -			
IDEAL LAP TIME : 2:15.875		BEST LAP TIME : 2:15.875	DIFFERENCE : 0.000			
LAP	SECTOR 1	SECTOR 2	LAP TIME	MPH	DIFF	TIME OF DAY
1 -		46.362	2:27.332 (3)	72.54	11.457	11:42:43.715
2 -	1:31.262	46.937	2:18.199 (2)	77.33	2.324	11:45:01.914
3 -	1:31.100	44.775	2:15.875 (1)	78.66		11:47:17.789

Weather / Track : Cloudy / Dry

Snetterton 300
Circuit Length = 2.9689 miles
Start: 11:40 Flag 11:46 End: 11:49

BMCRC - MRO Championships 2015 - Rnd 2 @ Snetterton 300

Thunderbike Extreme

RACE 5 - SECTOR ANALYSIS

SECTOR 1 = FL to I1, SECTOR 2 = I1 to I2, SECTOR 3 = I2 to FL, DIFF = Difference To Personal Best Lap

P17 45		Paul BRYANT		Honda - CVM		
IDEAL LAP TIME : 2:17.553		BEST LAP TIME : 2:17.553		DIFFERENCE : 0.000		
LAP	SECTOR 1	SECTOR 2	LAP TIME	MPH	DIFF	TIME OF DAY
1 -		47.138	2:26.611 (3)	72.90	9.058	11:42:42.994
2 -	1:31.644	46.814	2:18.458 (2)	77.19	0.905	11:45:01.452
3 -	1:31.553	46.000	2:17.553 (1)	77.70		11:47:19.005

P18 65 R		Mark MASKELL		Suzuki - h4hrr.co.uk/Poppy Nursing Services		
IDEAL LAP TIME : 2:20.116		BEST LAP TIME : 2:20.116		DIFFERENCE : 0.000		
LAP	SECTOR 1	SECTOR 2	LAP TIME	MPH	DIFF	TIME OF DAY
1 -		46.804	2:30.269 (3)	71.12	10.153	11:42:46.652
2 -	1:33.879	47.416	2:21.295 (2)	75.64	1.179	11:45:07.947
3 -	1:33.500	46.616	2:20.116 (1)	76.28		11:47:28.063

P19 57 R		Nicholas WESTON		Kawasaki -		
IDEAL LAP TIME : 2:18.021		BEST LAP TIME : 2:18.021		DIFFERENCE : 0.000		
LAP	SECTOR 1	SECTOR 2	LAP TIME	MPH	DIFF	TIME OF DAY
1 -		49.920	2:34.645 (3)	69.11	16.624	11:42:51.028
2 -	1:32.919	46.924	2:19.843 (2)	76.42	1.822	11:45:10.871
3 -	1:31.912	46.109	2:18.021 (1)	77.43		11:47:28.892

P20 28		Dan NEMATI		Yamaha - Wayne Johnson		
IDEAL LAP TIME : 2:18.118		BEST LAP TIME : 2:18.118		DIFFERENCE : 0.000		
LAP	SECTOR 1	SECTOR 2	LAP TIME	MPH	DIFF	TIME OF DAY
1 -		48.226	2:34.483 (3)	69.18	16.365	11:42:50.866
2 -	1:34.683	45.992	2:20.675 (2)	75.97	2.557	11:45:11.541
3 -	1:32.286	45.832	2:18.118 (1)	77.38		11:47:29.659

P21 141 R		Matthew ROBINSON		Kawasaki - Currie Motors		
IDEAL LAP TIME : 2:24.097		BEST LAP TIME : 2:24.097		DIFFERENCE : 0.000		
LAP	SECTOR 1	SECTOR 2	LAP TIME	MPH	DIFF	TIME OF DAY
1 -		50.290	2:35.967 (3)	68.52	11.870	11:42:52.350
2 -	1:35.788	48.309	2:24.097 (1)	74.17		11:45:16.447
3 -	1:36.386	48.424	2:24.810 (2)	73.80	0.713	11:47:41.257

P22 55		Michael COPLEY		Suzuki - Spindle Grind		
IDEAL LAP TIME : 2:23.001		BEST LAP TIME : 2:23.001		DIFFERENCE : 0.000		
LAP	SECTOR 1	SECTOR 2	LAP TIME	MPH	DIFF	TIME OF DAY
1 -		48.980	2:38.122 (3)	67.59	15.121	11:42:54.505
2 -	1:35.714	49.453	2:25.167 (2)	73.62	2.166	11:45:19.672
3 -	1:35.536	47.465	2:23.001 (1)	74.74		11:47:42.673

P23 171 R		Daniel GIBBS		Suzuki - Thomas Racing		
IDEAL LAP TIME : 2:24.134		BEST LAP TIME : 2:25.616		DIFFERENCE : 1.482		
LAP	SECTOR 1	SECTOR 2	LAP TIME	MPH	DIFF	TIME OF DAY
1 -		49.928	2:38.486 (3)	67.43	12.870	11:42:54.869
2 -	1:35.360	50.256	2:25.616 (1)	73.39		11:45:20.485
3 -	1:36.971	48.774	2:25.745 (2)	73.33	0.129	11:47:46.230

P24 181 R		Mark WHITE		Yamaha -		
IDEAL LAP TIME : 2:25.745		BEST LAP TIME : 2:26.102		DIFFERENCE : 0.357		
LAP	SECTOR 1	SECTOR 2	LAP TIME	MPH	DIFF	TIME OF DAY
1 -		49.115	2:36.854 (3)	68.14	10.752	11:42:53.237
2 -	1:36.718	50.705	2:27.423 (2)	72.49	1.321	11:45:20.660
3 -	1:37.075	49.027	2:26.102 (1)	73.15		11:47:46.762

Weather / Track : Cloudy / Dry

Snetterton 300
Circuit Length = 2.9689 miles
Start: 11:40 Flag 11:46 End: 11:49

BMCRC - MRO Championships 2015 - Rnd 2 @ Snetterton 300

Thunderbike Extreme

RACE 5 - SECTOR ANALYSIS

SECTOR 1 = FL to I1, SECTOR 2 = I1 to I2, SECTOR 3 = I2 to FL, DIFF = Difference To Personal Best Lap

P25 169 R		Matthew WREN		Kawasaki -		
IDEAL LAP TIME : 2:27.345		BEST LAP TIME : 2:27.345		DIFFERENCE : 0.000		
LAP	SECTOR 1	SECTOR 2	LAP TIME	MPH	DIFF	TIME OF DAY
1 -		49.731	2:33.566 (3)	69.59	6.221	11:42:49.949
2 -	1:39.556	50.055	2:29.611 (2)	71.43	2.266	11:45:19.560
3 -	1:37.768	49.577	2:27.345 (1)	72.53		11:47:46.905

P26 114 R		Ricky MARTIN		Suzuki -		
IDEAL LAP TIME : 2:23.484		BEST LAP TIME : 2:23.484		DIFFERENCE : 0.000		
LAP	SECTOR 1	SECTOR 2	LAP TIME	MPH	DIFF	TIME OF DAY
1 -		50.065	2:38.691 (2)	67.35	15.207	11:42:55.074
2 -	1:49.725	50.233	2:39.958 (3)	66.81	16.474	11:45:35.032
3 -	1:34.829	48.655	2:23.484 (1)	74.48		11:47:58.516

P27 72 R		Jim DAVIES		Yamaha - Necci Motorcycles Ltd		
IDEAL LAP TIME : 2:25.848		BEST LAP TIME : 2:25.848		DIFFERENCE : 0.000		
LAP	SECTOR 1	SECTOR 2	LAP TIME	MPH	DIFF	TIME OF DAY
1 -		1:05.736	2:55.409 (3)	60.93	29.561	11:43:11.792
2 -	1:40.471	50.297	2:30.768 (2)	70.89	4.920	11:45:42.560
3 -	1:36.052	49.796	2:25.848 (1)	73.28		11:48:08.408

P28 113 R		Matthew FITZGERALD		Kawasaki - Ratchet Racing		
IDEAL LAP TIME :		BEST LAP TIME : 2:23.144		DIFFERENCE :		
LAP	SECTOR 1	SECTOR 2	LAP TIME	MPH	DIFF	TIME OF DAY
1 -			2:34.616 (2)	69.12	11.472	11:42:50.999
2 -			2:36.795 (3)	68.16	13.651	11:45:27.794
3 -			2:23.144 (1)	74.66		11:47:50.938

P29 42		Alan WOOD		Suzuki - www.alanwoodracing.co.uk		
IDEAL LAP TIME : 2:08.978		BEST LAP TIME : 2:08.978		DIFFERENCE : 0.000		
LAP	SECTOR 1	SECTOR 2	LAP TIME	MPH	DIFF	TIME OF DAY
1 -		43.421	2:17.345 (2)	77.81	8.367	11:42:33.728
2 -	1:26.010	42.968	2:08.978 (1)	82.86		11:44:42.706

BMCRC - MRO Championships 2015 - Rnd 2 @ Snetterton 300

Thunderbike Extreme

RACE 5 - BEST SECTORS

SECTOR 1			SECTOR 2			IDEAL / BEST COMPARISON						
POS	NO	NAME	TIME	NO	NAME	TIME	POS	NO	NAME	IDEAL	BEST	DIFF
									PERFECT LAP	2:01.677		
1	58	KELLY	1:21.040	40	SHELVEY	40.637	1	58	KELLY	2:01.688	2:01.829	0.141
2	40	SHELVEY	1:21.151	58	KELLY	40.648	2	40	SHELVEY	2:01.788	2:01.792	0.004
3	34	STUART	1:23.606	422	DOOLAN	41.545	3	34	STUART	2:05.713	2:08.037	2.324
4	422	DOOLAN	1:24.189	44	DAVIES	42.059	4	422	DOOLAN	2:05.734	2:05.760	0.026
5	44	DAVIES	1:24.497	34	STUART	42.107	5	44	DAVIES	2:06.556	2:06.585	0.029
6	82	HINNELLS	1:24.558	19	WRIGHT	42.231	6	82	HINNELLS	2:07.029	2:07.029	0.000
7	41	ABRAHAM	1:25.213	82	HINNELLS	42.471	7	19	WRIGHT	2:07.447	2:08.601	1.154
8	19	WRIGHT	1:25.216	75	NEWMAN	42.557	8	41	ABRAHAM	2:07.947	2:08.155	0.208
9	99	BELLOTTI	1:25.921	41	ABRAHAM	42.734	9	99	BELLOTTI	2:08.828	2:08.852	0.024
10	42	WOOD	1:26.010	99	BELLOTTI	42.907	10	75	NEWMAN	2:08.886	2:09.301	0.415
11	75	NEWMAN	1:26.329	42	WOOD	42.968	11	42	WOOD	2:08.978	2:08.978	0.000
12	69	RUSSO	1:26.915	69	RUSSO	43.173	12	69	RUSSO	2:10.088	2:10.789	0.701
13	52	DOWLING	1:27.217	47	TROWELL	43.381	13	52	DOWLING	2:10.809	2:10.888	0.079
14	47	TROWELL	1:27.475	52	DOWLING	43.592	14	47	TROWELL	2:10.856	2:10.856	0.000
15	254	WINDAS	1:28.591	254	WINDAS	44.630	15	254	WINDAS	2:13.221	2:13.832	0.611
16	174	SKEELS-PIGGINS	1:29.544	5	BISHOP	44.775	16	174	SKEELS-PIGGINS	2:14.997	2:15.324	0.327
17	5	BISHOP	1:31.100	174	SKEELS-PIGGINS	45.453	17	5	BISHOP	2:15.875	2:15.875	0.000
18	45	BRYANT	1:31.553	28	NEMATI	45.832	18	45	BRYANT	2:17.553	2:17.553	0.000
19	57	WESTON	1:31.912	45	BRYANT	46.000	19	57	WESTON	2:18.021	2:18.021	0.000
20	28	NEMATI	1:32.286	57	WESTON	46.109	20	28	NEMATI	2:18.118	2:18.118	0.000
21	65	MASKELL	1:33.500	65	MASKELL	46.616	21	65	MASKELL	2:20.116	2:20.116	0.000
22	114	MARTIN	1:34.829	55	COPLEY	47.465	22	55	COPLEY	2:23.001	2:23.001	0.000
23	171	GIBBS	1:35.360	141	ROBINSON	48.309	23	114	MARTIN	2:23.484	2:23.484	0.000
24	55	COPLEY	1:35.536	114	MARTIN	48.655	24	141	ROBINSON	2:24.097	2:24.097	0.000
25	141	ROBINSON	1:35.788	171	GIBBS	48.774	25	171	GIBBS	2:24.134	2:25.616	1.482
26	72	DAVIES	1:36.052	181	WHITE	49.027	26	181	WHITE	2:25.745	2:26.102	0.357
27	181	WHITE	1:36.718	169	WREN	49.577	27	72	DAVIES	2:25.848	2:25.848	0.000
28	169	WREN	1:37.768	72	DAVIES	49.796	28	169	WREN	2:27.345	2:27.345	0.000
29							29	113	FITZGERALD		2:23.144	
30												
31												

Weather / Track : Cloudy / Dry

Results can be found at www.tsl-timing.com

Snetterton 300

Circuit Length = 2.9689 miles

Start: 11:40 Flag 11:46 End: 11:49

Printed - 12:41 Sunday, 26 April 2015

BMCRC - MRO Championships 2015 - Rnd 2 @ Snetterton 300

Thunderbike Extreme

RACE 16 - GRID (5 Laps)



ROW 11	33	174	Talan SKEELS-PIGGINS	32	64	Mitchell BROOKES	31	54	Andrew SAUNDERS
ROW 10	30	39	Rob WILLIAMS	29	92	Matt LAST	28	42	Alan WOOD
ROW 9	27	113	Matthew FITZGERALD	26	72	Jim DAVIES	25	114	Ricky MARTIN
ROW 8	24	169	Matthew WREN	23	181	Mark WHITE	22	171	Daniel GIBBS
ROW 7	21	55	Michael COPLEY	20	141	Matthew ROBINSON	19	28	Dan NEMATI
ROW 6	18	57	Nicholas WESTON	17	65	Mark MASKELL	16	45	Paul BRYANT
ROW 5	15	5	Nick BISHOP	14	254	Rick WINDAS	13	47	Mark TROWELL
ROW 4	12	69	Tony RUSSO	11	52	Chris DOWLING	10	99	Lee BELLOTTI
ROW 3	9	75	Paul NEWMAN	8	41	David ABRAHAM	7	82	Matt HINNELLS
ROW 2	6	19	Dan WRIGHT	5	34	Daniel STUART	4	422	Ben DOOLAN
ROW 1	3	44	Denzil DAVIES	2	40	David SHELVEY	1	58	Seb KELLY
Pole									

Snetterton 300
Circuit Length = 2.9689 miles

These results are provisional until the conclusion of any judicial and technical matters.

Clerk Of Course :	Timekeeper :
-------------------	--------------

Results can be found at www.tsl-timing.com

Printed - 12:44 Sunday, 26 April 2015



BMCRC - MRO Championships 2015 - Rnd 2 @ Snetterton 300



Thunderbike Extreme

RACE 16 - CLASSIFICATION

POS	NO	CL	PIC NAME	ENTRY	LAPS	TIME	GAP	DIFF	MPH	BEST	ON
1	58		1 Seb KELLY	Suzuki - Go Racing Developments	5	10:09.396			87.69	2:00.129	3
2	40		2 David SHELVEY	Suzuki -	5	10:15.499	6.103	6.103	86.82	2:01.538	2
3	44		3 Denzil DAVIES	Suzuki - Advanced Mouldings	5	10:32.944	23.548	17.445	84.43	2:03.917	5
4	19		4 Dan WRIGHT	Suzuki -	5	10:33.003	23.607	0.059	84.42	2:04.606	4
5	34		5 Daniel STUART	Yamaha - Aspect maintenance	5	10:33.437	24.041	0.434	84.36	2:02.400	5
6	82		6 Matt HINNELLS	Aprilia - Nutsmoto/Moremoto	5	10:34.807	25.411	1.370	84.18	2:05.312	5
7	41		7 David ABRAHAM	Aprilia - Cambridge Motorcycles	5	10:40.689	31.293	5.882	83.41	2:06.186	2
8	422*		8 Ben DOOLAN	Yamaha - BD Plastering	5	10:41.319	31.923	0.630	83.32	2:03.690	5
9	99		9 Lee BELLOTTI	Honda - John Bellotti (Dad)	5	10:49.469	40.073	8.150	82.28	2:07.530	4
10	75		10 Paul NEWMAN	Honda - Leeway Building Services	5	10:49.639	40.243	0.170	82.26	2:08.014	5
11	47		11 Mark TROWELL	Yamaha - ELF	5	10:50.445	41.049	0.806	82.15	2:07.862	5
12	52		12 Chris DOWLING	Honda -	5	10:51.570	42.174	1.125	82.01	2:08.593	5
13	69		13 Tony RUSSO	Suzuki - Titan Elevators	5	10:54.308	44.912	2.738	81.67	2:08.775	4
14	254		14 Rick WINDAS	Ducati -	5	11:10.346	1:00.950	16.038	79.72	2:11.752	2
15	5		15 Nick BISHOP	Suzuki -	5	11:13.533	1:04.137	3.187	79.34	2:11.980	5
16	39		16 Rob WILLIAMS	Suzuki -	5	11:20.038	1:10.642	6.505	78.58	2:10.268	4
17	174		17 Talan SKEELS-PIGGINS	Suzuki - McMillan Williams	5	11:30.629	1:21.233	10.591	77.37	2:15.604	3
18	65	R	1 Mark MASKELL	Suzuki - h4hrr.co.uk/Poppy Nursing Services	5	11:32.174	1:22.778	1.545	77.20	2:14.999	5
19	57	R	2 Nicholas WESTON	Kawasaki -	5	11:34.271	1:24.875	2.097	76.97	2:15.061	4
20	45		18 Paul BRYANT	Honda - CVM	5	11:35.377	1:25.981	1.106	76.85	2:16.787	3
21	28		19 Dan NEMATI	Yamaha - Wayne Johnson	5	11:36.826	1:27.430	1.449	76.69	2:15.215	5
22	114	R	3 Ricky MARTIN	Suzuki -	5	11:50.769	1:41.373	13.943	75.18	2:17.220	3
23	171	R	4 Daniel GIBBS	Suzuki - Thomas Racing	5	11:58.447	1:49.051	7.678	74.38	2:19.971	3
24	141	R	5 Matthew ROBINSON	Kawasaki - Currie Motors	5	11:59.791	1:50.395	1.344	74.24	2:21.088	5
25	72	R	6 Jim DAVIES	Yamaha - Necci Motorcycles Ltd	5	12:22.575	2:13.179	22.784	71.96	2:21.983	5
26	169	R	7 Matthew WREN	Kawasaki -	5	12:24.627	2:15.231	2.052	71.76	2:24.338	5
27	181	R	8 Mark WHITE	Yamaha -	4	10:12.669	1 Lap	1 Lap	69.78	2:29.072	3

NOT CLASSIFIED

DNF 113 R Matthew FITZGERALD Kawasaki - Ratchet Racing 0

FASTEST LAP

58	Seb KELLY	Suzuki - Go Racing Developments	3	2:00.129	88.97 mph	143.18 kph
65 R	Mark MASKELL	Suzuki - h4hrr.co.uk/Poppy Nursing Services	5	2:14.999	79.17 mph	127.41 kph

* No 422 - 10 second jump start penalty
 Class - 90% of Race Speed = 78.92 mph
 Class R - 90% of Race Speed = 69.48 mph

Snetterton 300
 Circuit Length = 2.9689 miles
 Start: 15:50 Flag 16:00 End: 16:02

Weather / Track : Cloudy / Dry

These results are provisional until the conclusion of any judicial and technical matters.

Clerk Of Course :	Timekeeper :
-------------------	--------------

Results can be found at www.tsl-timing.com

Printed - 16:02 Sunday, 26 April 2015



BMCRC - MRO Championships 2015 - Rnd 2 @ Snetterton 300

Thunderbike Extreme

RACE 16 - LAP CHART

LAP 1 @ 15:52:14.358			LAP 2 @ 15:54:14.527			LAP 3 @ 15:56:14.656			LAP 4 @ 15:58:14.872			LAP 5 @ 16:00:17.140		
NO	BEHIND	LAP TIME	NO	BEHIND	LAP TIME	NO	BEHIND	LAP TIME	NO	BEHIND	LAP TIME	NO	BEHIND	LAP TIME
58		2:06.614	58		2:00.169	58		2:00.129	58		2:00.216	58		2:02.268
40	0.795	2:07.409	40	2.164	2:01.538	40	3.944	2:01.909	40	5.687	2:01.959	181	1 Lap	2:32.664
44	4.241	2:10.855	44	10.305	2:06.233	44	16.392	2:06.216	422	20.501	2:04.263	40	6.103	2:02.684
422	4.634	2:11.248	422	10.700	2:06.235	422	16.454	2:05.883	19	21.104	2:04.606	422	21.923	2:03.690
82	5.145	2:11.759	82	11.199	2:06.223	19	16.714	2:05.318	44	21.899	2:05.723	44	23.548	2:03.917
19	6.030	2:12.644	19	11.525	2:05.664	82	17.192	2:06.122	82	22.367	2:05.391	19	23.607	2:04.771
41	6.967	2:13.581	41	12.984	2:06.186	41	19.613	2:06.758	34	23.909	2:04.184	34	24.041	2:02.400
47	8.284	2:14.898	34	15.499	2:06.796	34	19.941	2:04.571	41	26.371	2:06.974	82	25.411	2:05.312
52	8.713	2:15.327	47	16.568	2:08.453	99	26.128	2:09.043	99	33.442	2:07.530	41	31.293	2:07.190
34	8.872	2:15.486	99	17.214	2:07.905	75	26.477	2:08.373	75	34.497	2:08.236	99	40.073	2:08.899
75	9.292	2:15.906	52	17.270	2:08.726	47	26.808	2:10.369	47	35.455	2:08.863	75	40.243	2:08.014
99	9.478	2:16.092	75	18.233	2:09.110	52	27.332	2:10.191	52	35.849	2:08.733	47	41.049	2:07.862
69	10.387	2:17.001	69	19.146	2:08.928	69	28.136	2:09.119	69	36.695	2:08.775	52	42.174	2:08.593
254	12.112	2:18.726	254	23.695	2:11.752	254	37.420	2:13.854	254	50.992	2:13.788	69	44.912	2:10.485
5	14.406	2:21.020	5	27.636	2:13.399	5	41.493	2:13.986	5	54.425	2:13.148	254	1:00.950	2:12.226
45	17.130	2:23.744	174	34.767	2:16.918	174	50.242	2:15.604	39	1:01.921	2:10.268	5	1:04.137	2:11.980
174	18.018	2:24.632	45	35.271	2:18.310	39	51.869	2:11.842	174	1:07.409	2:17.383	39	1:10.642	2:10.989
65	19.970	2:26.584	65	36.525	2:16.724	45	51.929	2:16.787	45	1:09.515	2:17.802	174	1:21.233	2:16.092
57	22.024	2:28.638	57	39.950	2:18.095	65	53.754	2:17.358	65	1:10.047	2:16.509	65	1:22.778	2:14.999
28	23.623	2:30.237	39	40.156	2:12.923	57	55.315	2:15.494	57	1:10.160	2:15.061	57	1:24.875	2:16.983
141	24.515	2:31.129	28	41.305	2:17.851	28	58.549	2:17.373	28	1:14.483	2:16.150	45	1:25.981	2:18.734
39	27.402	2:34.016	141	47.370	2:23.024	114	1:04.470	2:17.220	114	1:25.026	2:20.772	28	1:27.430	2:15.215
171	27.924	2:34.538	114	47.379	2:19.000	141	1:09.357	2:22.116	171	1:30.430	2:20.491	114	1:41.373	2:18.615
114	28.548	2:35.162	171	50.313	2:22.558	171	1:10.155	2:19.971	141	1:31.575	2:22.434	171	1:49.051	2:20.889
72	30.950	2:37.564	169	59.273	2:28.341	169	1:27.120	2:27.976	169	1:53.161	2:26.257	141	1:50.395	2:21.088
169	31.101	2:37.715	181	1:04.150	2:32.527	72	1:29.775	2:25.671	72	1:53.464	2:23.905	72	2:13.179	2:21.983
181	31.792	2:38.406	72	1:04.233	2:33.452	181	1:33.093	2:29.072				169	2:15.231	2:24.338

Weather / Track : Cloudy / Dry

Snetterton 300

Circuit Length = 2.9689 miles

Start: 15:50 Flag 16:00 End: 16:02

Results can be found at www.tsl-timing.com

Printed - 16:31 Sunday, 26 April 2015

BMCRC - MRO Championships 2015 - Rnd 2 @ Snetterton 300

Thunderbike Extreme

RACE 16 - SECTOR ANALYSIS

SECTOR 1 = FL to I1, SECTOR 2 = I1 to I2, SECTOR 3 = I2 to FL, DIFF = Difference To Personal Best Lap

P1 58 Seb KELLY		Suzuki - Go Racing Developments				
IDEAL LAP TIME : 2:00.019		BEST LAP TIME : 2:00.129		DIFFERENCE : 0.110		
LAP	SECTOR 1	SECTOR 2	LAP TIME	MPH	DIFF	TIME OF DAY
1 -		40.154	2:06.614	84.41	6.485	15:52:14.358
2 -	1:20.051	40.118	2:00.169 (2)	88.94	0.040	15:54:14.527
3 -	1:20.065	40.064	2:00.129 (1)	88.97		15:56:14.656
4 -	1:19.955	40.261	2:00.216 (3)	88.90	0.087	15:58:14.872
5 -	1:20.635	41.633	2:02.268	87.41	2.139	16:00:17.140

P2 40 David SHELVEY		Suzuki -				
IDEAL LAP TIME : 2:01.538		BEST LAP TIME : 2:01.538		DIFFERENCE : 0.000		
LAP	SECTOR 1	SECTOR 2	LAP TIME	MPH	DIFF	TIME OF DAY
1 -		40.770	2:07.409	83.88	5.871	15:52:15.153
2 -	1:21.065	40.473	2:01.538 (1)	87.94		15:54:16.691
3 -	1:21.203	40.706	2:01.909 (2)	87.67	0.371	15:56:18.600
4 -	1:21.151	40.808	2:01.959 (3)	87.63	0.421	15:58:20.559
5 -	1:21.553	41.131	2:02.684	87.11	1.146	16:00:23.243

P3 44 Denzil DAVIES		Suzuki - Advanced Mouldings				
IDEAL LAP TIME : 2:03.917		BEST LAP TIME : 2:03.917		DIFFERENCE : 0.000		
LAP	SECTOR 1	SECTOR 2	LAP TIME	MPH	DIFF	TIME OF DAY
1 -		41.612	2:10.855	81.67	6.938	15:52:18.599
2 -	1:24.295	41.938	2:06.233	84.66	2.316	15:54:24.832
3 -	1:24.130	42.086	2:06.216 (3)	84.68	2.299	15:56:31.048
4 -	1:24.320	41.403	2:05.723 (2)	85.01	1.806	15:58:36.771
5 -	1:22.624	41.293	2:03.917 (1)	86.25		16:00:40.688

P4 19 Dan WRIGHT		Suzuki -				
IDEAL LAP TIME : 2:04.397		BEST LAP TIME : 2:04.606		DIFFERENCE : 0.209		
LAP	SECTOR 1	SECTOR 2	LAP TIME	MPH	DIFF	TIME OF DAY
1 -		42.196	2:12.644	80.57	8.038	15:52:20.388
2 -	1:23.891	41.773	2:05.664	85.05	1.058	15:54:26.052
3 -	1:23.533	41.785	2:05.318 (3)	85.28	0.712	15:56:31.370
4 -	1:23.130	41.476	2:04.606 (1)	85.77		15:58:35.976
5 -	1:22.921	41.850	2:04.771 (2)	85.66	0.165	16:00:40.747

P5 34 Daniel STUART		Yamaha - Aspect maintenance				
IDEAL LAP TIME : 2:02.400		BEST LAP TIME : 2:02.400		DIFFERENCE : 0.000		
LAP	SECTOR 1	SECTOR 2	LAP TIME	MPH	DIFF	TIME OF DAY
1 -		43.147	2:15.486	78.88	13.086	15:52:23.230
2 -	1:24.646	42.150	2:06.796	84.29	4.396	15:54:30.026
3 -	1:23.181	41.390	2:04.571 (3)	85.79	2.171	15:56:34.597
4 -	1:23.033	41.151	2:04.184 (2)	86.06	1.784	15:58:38.781
5 -	1:21.857	40.543	2:02.400 (1)	87.32		16:00:41.181

P6 82 Matt HINNELLS		Aprilia - Nutsmoto/Moremoto				
IDEAL LAP TIME : 2:05.063		BEST LAP TIME : 2:05.312		DIFFERENCE : 0.249		
LAP	SECTOR 1	SECTOR 2	LAP TIME	MPH	DIFF	TIME OF DAY
1 -		41.767	2:11.759	81.11	6.447	15:52:19.503
2 -	1:24.236	41.987	2:06.223	84.67	0.911	15:54:25.726
3 -	1:24.378	41.744	2:06.122 (3)	84.74	0.810	15:56:31.848
4 -	1:24.012	41.379	2:05.391 (2)	85.23	0.079	15:58:37.239
5 -	1:23.684	41.628	2:05.312 (1)	85.29		16:00:42.551

P7 41 David ABRAHAM		Aprilia - Cambridge Motorcycles				
IDEAL LAP TIME : 2:05.976		BEST LAP TIME : 2:06.186		DIFFERENCE : 0.210		
LAP	SECTOR 1	SECTOR 2	LAP TIME	MPH	DIFF	TIME OF DAY

Weather / Track : Cloudy / Dry

Snetterton 300
Circuit Length = 2.9689 miles
Start: 15:50 Flag 16:00 End: 16:02

BMCRC - MRO Championships 2015 - Rnd 2 @ Snetterton 300

Thunderbike Extreme

RACE 16 - SECTOR ANALYSIS

SECTOR 1 = FL to I1, SECTOR 2 = I1 to I2, SECTOR 3 = I2 to FL, DIFF = Difference To Personal Best Lap

1 -		42.080		2:13.581	80.01	7.395	15:52:21.325
2 -	1:23.896	42.290		2:06.186 (1)	84.70		15:54:27.511
3 -	1:24.245	42.513		2:06.758 (2)	84.31	0.572	15:56:34.269
4 -	1:24.794	42.180		2:06.974 (3)	84.17	0.788	15:58:41.243
5 -	1:24.686	42.504		2:07.190	84.03	1.004	16:00:48.433

P8 422 Ben DOOLAN		Yamaha - BD Plastering				
IDEAL LAP TIME : 2:03.433		BEST LAP TIME : 2:03.690				
		DIFFERENCE : 0.257				
LAP	SECTOR 1	SECTOR 2	LAP TIME	MPH	DIFF	TIME OF DAY
1 -		41.931	2:11.248	81.43	7.558	15:52:18.992
2 -	1:24.222	42.013	2:06.235	84.66	2.545	15:54:25.227
3 -	1:23.927	41.956	2:05.883 (3)	84.90	2.193	15:56:31.110
4 -	1:22.808	41.455	2:04.263 (2)	86.01	0.573	15:58:35.373
5 -	1:21.978	41.712	2:03.690 (1)	86.41		16:00:39.063

P9 99 Lee BELLOTTI		Honda - John Bellotti (Dad)				
IDEAL LAP TIME : 2:07.379		BEST LAP TIME : 2:07.530				
		DIFFERENCE : 0.151				
LAP	SECTOR 1	SECTOR 2	LAP TIME	MPH	DIFF	TIME OF DAY
1 -		43.103	2:16.092	78.53	8.562	15:52:23.836
2 -	1:25.051	42.854	2:07.905 (2)	83.56	0.375	15:54:31.741
3 -	1:25.726	43.317	2:09.043	82.82	1.513	15:56:40.784
4 -	1:24.525	43.005	2:07.530 (1)	83.80		15:58:48.314
5 -	1:25.262	43.637	2:08.899 (3)	82.91	1.369	16:00:57.213

P10 75 Paul NEWMAN		Honda - Leeway Building Services				
IDEAL LAP TIME : 2:08.014		BEST LAP TIME : 2:08.014				
		DIFFERENCE : 0.000				
LAP	SECTOR 1	SECTOR 2	LAP TIME	MPH	DIFF	TIME OF DAY
1 -		43.659	2:15.906	78.64	7.892	15:52:23.650
2 -	1:26.017	43.093	2:09.110	82.78	1.096	15:54:32.760
3 -	1:25.085	43.288	2:08.373 (3)	83.25	0.359	15:56:41.133
4 -	1:25.109	43.127	2:08.236 (2)	83.34	0.222	15:58:49.369
5 -	1:24.953	43.061	2:08.014 (1)	83.49		16:00:57.383

P11 47 Mark TROWELL		Yamaha - ELP				
IDEAL LAP TIME : 2:07.862		BEST LAP TIME : 2:07.862				
		DIFFERENCE : 0.000				
LAP	SECTOR 1	SECTOR 2	LAP TIME	MPH	DIFF	TIME OF DAY
1 -		42.959	2:14.898	79.23	7.036	15:52:22.642
2 -	1:25.328	43.125	2:08.453 (2)	83.20	0.591	15:54:31.095
3 -	1:26.545	43.824	2:10.369	81.98	2.507	15:56:41.464
4 -	1:25.685	43.178	2:08.863 (3)	82.94	1.001	15:58:50.327
5 -	1:25.248	42.614	2:07.862 (1)	83.59		16:00:58.189

P12 52 Chris DOWLING		Honda -				
IDEAL LAP TIME : 2:08.307		BEST LAP TIME : 2:08.593				
		DIFFERENCE : 0.286				
LAP	SECTOR 1	SECTOR 2	LAP TIME	MPH	DIFF	TIME OF DAY
1 -		43.303	2:15.327	78.97	6.734	15:52:23.071
2 -	1:25.692	43.034	2:08.726 (2)	83.02	0.133	15:54:31.797
3 -	1:26.965	43.226	2:10.191	82.09	1.598	15:56:41.988
4 -	1:25.543	43.190	2:08.733 (3)	83.02	0.140	15:58:50.721
5 -	1:25.829	42.764	2:08.593 (1)	83.11		16:00:59.314

P13 69 Tony RUSSO		Suzuki - Titan Elevators				
IDEAL LAP TIME : 2:08.503		BEST LAP TIME : 2:08.775				
		DIFFERENCE : 0.272				
LAP	SECTOR 1	SECTOR 2	LAP TIME	MPH	DIFF	TIME OF DAY
1 -		43.248	2:17.001	78.01	8.226	15:52:24.745
2 -	1:25.938	42.990	2:08.928 (2)	82.89	0.153	15:54:33.673
3 -	1:26.212	42.907	2:09.119 (3)	82.77	0.344	15:56:42.792
4 -	1:26.189	42.586	2:08.775 (1)	82.99		15:58:51.567

Weather / Track : Cloudy / Dry

Snetterton 300
Circuit Length = 2.9689 miles
Start: 15:50 Flag 16:00 End: 16:02

BMCRC - MRO Championships 2015 - Rnd 2 @ Snetterton 300

Thunderbike Extreme

RACE 16 - SECTOR ANALYSIS

SECTOR 1 = FL to I1, SECTOR 2 = I1 to I2, SECTOR 3 = I2 to FL, DIFF = Difference To Personal Best Lap

5 - **1:25.917** 44.568 2:10.485 81.91 1.710 16:01:02.052

P14 254 Rick WINDAS		Ducati -				
IDEAL LAP TIME : 2:11.526		BEST LAP TIME : 2:11.752				
		DIFFERENCE : 0.226				
LAP	SECTOR 1	SECTOR 2	LAP TIME	MPH	DIFF	TIME OF DAY
1 -		44.035	2:18.726	77.04	6.974	15:52:26.470
2 -	1:27.491	44.261	2:11.752 (1)	81.12		15:54:38.222
3 -	1:28.729	45.125	2:13.854	79.84	2.102	15:56:52.076
4 -	1:29.112	44.676	2:13.788 (3)	79.88	2.036	15:59:05.864
5 -	1:28.113	44.113	2:12.226 (2)	80.83	0.474	16:01:18.090

P15 5 Nick BISHOP		Suzuki -				
IDEAL LAP TIME : 2:11.700		BEST LAP TIME : 2:11.980				
		DIFFERENCE : 0.280				
LAP	SECTOR 1	SECTOR 2	LAP TIME	MPH	DIFF	TIME OF DAY
1 -		44.268	2:21.020	75.79	9.040	15:52:28.764
2 -	1:28.534	44.865	2:13.399 (3)	80.12	1.419	15:54:42.163
3 -	1:28.812	45.174	2:13.986	79.77	2.006	15:56:56.149
4 -	1:28.341	44.807	2:13.148 (2)	80.27	1.168	15:59:09.297
5 -	1:27.432	44.548	2:11.980 (1)	80.98		16:01:21.277

P16 39 Rob WILLIAMS		Suzuki -				
IDEAL LAP TIME : 2:09.823		BEST LAP TIME : 2:10.268				
		DIFFERENCE : 0.445				
LAP	SECTOR 1	SECTOR 2	LAP TIME	MPH	DIFF	TIME OF DAY
1 -		47.323	2:34.016	69.39	23.748	15:52:41.760
2 -	1:28.768	44.155	2:12.923	80.40	2.655	15:54:54.683
3 -	1:27.134	44.708	2:11.842 (3)	81.06	1.574	15:57:06.525
4 -	1:26.582	43.686	2:10.268 (1)	82.04		15:59:16.793
5 -	1:26.137	44.852	2:10.989 (2)	81.59	0.721	16:01:27.782

P17 174 Talan SKEELS-PIGGINS		Suzuki - McMillan Williams				
IDEAL LAP TIME : 2:15.604		BEST LAP TIME : 2:15.604				
		DIFFERENCE : 0.000				
LAP	SECTOR 1	SECTOR 2	LAP TIME	MPH	DIFF	TIME OF DAY
1 -		45.526	2:24.632	73.89	9.028	15:52:32.376
2 -	1:31.166	45.752	2:16.918 (3)	78.06	1.314	15:54:49.294
3 -	1:30.422	45.182	2:15.604 (1)	78.81		15:57:04.898
4 -	1:31.887	45.496	2:17.383	77.79	1.779	15:59:22.281
5 -	1:30.745	45.347	2:16.092 (2)	78.53	0.488	16:01:38.373

P18 65 R Mark MASKELL		Suzuki - h4hrr.co.uk/Poppy Nursing Services				
IDEAL LAP TIME : 2:14.835		BEST LAP TIME : 2:14.999				
		DIFFERENCE : 0.164				
LAP	SECTOR 1	SECTOR 2	LAP TIME	MPH	DIFF	TIME OF DAY
1 -		46.473	2:26.584	72.91	11.585	15:52:34.328
2 -	1:30.588	46.136	2:16.724 (3)	78.17	1.725	15:54:51.052
3 -	1:31.209	46.149	2:17.358	77.81	2.359	15:57:08.410
4 -	1:31.125	45.384	2:16.509 (2)	78.29	1.510	15:59:24.919
5 -	1:29.451	45.548	2:14.999 (1)	79.17		16:01:39.918

P19 57 R Nicholas WESTON		Kawasaki -				
IDEAL LAP TIME : 2:14.758		BEST LAP TIME : 2:15.061				
		DIFFERENCE : 0.303				
LAP	SECTOR 1	SECTOR 2	LAP TIME	MPH	DIFF	TIME OF DAY
1 -		46.575	2:28.638	71.90	13.577	15:52:36.382
2 -	1:31.205	46.890	2:18.095	77.39	3.034	15:54:54.477
3 -	1:29.958	45.536	2:15.494 (2)	78.88	0.433	15:57:09.971
4 -	1:29.381	45.680	2:15.061 (1)	79.13		15:59:25.032
5 -	1:31.606	45.377	2:16.983 (3)	78.02	1.922	16:01:42.015

Weather / Track : Cloudy / Dry

Snetterton 300
Circuit Length = 2.9689 miles
Start: 15:50 Flag 16:00 End: 16:02

BMCRC - MRO Championships 2015 - Rnd 2 @ Snetterton 300

Thunderbike Extreme

RACE 16 - SECTOR ANALYSIS

SECTOR 1 = FL to I1, SECTOR 2 = I1 to I2, SECTOR 3 = I2 to FL, DIFF = Difference To Personal Best Lap

P20 45	Paul BRYANT		Honda - CVM			
IDEAL LAP TIME : 2:16.787	BEST LAP TIME : 2:16.787		DIFFERENCE : 0.000			
LAP	SECTOR 1	SECTOR 2	LAP TIME	MPH	DIFF	TIME OF DAY
1 -		46.211	2:23.744	74.35	6.957	15:52:31.488
2 -	1:31.698	46.612	2:18.310 (3)	77.27	1.523	15:54:49.798
3 -	1:30.728	46.059	2:16.787 (1)	78.13		15:57:06.585
4 -	1:31.461	46.341	2:17.802 (2)	77.56	1.015	15:59:24.387
5 -	1:31.710	47.024	2:18.734	77.04	1.947	16:01:43.121
P21 28	Dan NEMATI		Yamaha - Wayne Johnson			
IDEAL LAP TIME : 2:14.649	BEST LAP TIME : 2:15.215		DIFFERENCE : 0.566			
LAP	SECTOR 1	SECTOR 2	LAP TIME	MPH	DIFF	TIME OF DAY
1 -		46.559	2:30.237	71.14	15.022	15:52:37.981
2 -	1:32.960	44.891	2:17.851	77.53	2.636	15:54:55.832
3 -	1:32.138	45.235	2:17.373 (3)	77.80	2.158	15:57:13.205
4 -	1:31.482	44.668	2:16.150 (2)	78.50	0.935	15:59:29.355
5 -	1:29.981	45.234	2:15.215 (1)	79.04		16:01:44.570
P22 114 R	Ricky MARTIN		Suzuki -			
IDEAL LAP TIME : 2:17.220	BEST LAP TIME : 2:17.220		DIFFERENCE : 0.000			
LAP	SECTOR 1	SECTOR 2	LAP TIME	MPH	DIFF	TIME OF DAY
1 -		50.737	2:35.162	68.88	17.942	15:52:42.906
2 -	1:31.075	47.925	2:19.000 (3)	76.89	1.780	15:55:01.906
3 -	1:30.261	46.959	2:17.220 (1)	77.89		15:57:19.126
4 -	1:32.915	47.857	2:20.772	75.92	3.552	15:59:39.898
5 -	1:31.524	47.091	2:18.615 (2)	77.10	1.395	16:01:58.513
P23 171 R	Daniel GIBBS		Suzuki - Thomas Racing			
IDEAL LAP TIME : 2:19.787	BEST LAP TIME : 2:19.971		DIFFERENCE : 0.184			
LAP	SECTOR 1	SECTOR 2	LAP TIME	MPH	DIFF	TIME OF DAY
1 -		48.270	2:34.538	69.16	14.567	15:52:42.282
2 -	1:34.056	48.502	2:22.558	74.97	2.587	15:55:04.840
3 -	1:33.487	46.484	2:19.971 (1)	76.35		15:57:24.811
4 -	1:33.356	47.135	2:20.491 (2)	76.07	0.520	15:59:45.302
5 -	1:33.303	47.586	2:20.889 (3)	75.86	0.918	16:02:06.191
P24 141 R	Matthew ROBINSON		Kawasaki - Currie Motors			
IDEAL LAP TIME : 2:21.088	BEST LAP TIME : 2:21.088		DIFFERENCE : 0.000			
LAP	SECTOR 1	SECTOR 2	LAP TIME	MPH	DIFF	TIME OF DAY
1 -		48.313	2:31.129	70.72	10.041	15:52:38.873
2 -	1:34.360	48.664	2:23.024	74.72	1.936	15:55:01.897
3 -	1:34.326	47.790	2:22.116 (2)	75.20	1.028	15:57:24.013
4 -	1:34.674	47.760	2:22.434 (3)	75.03	1.346	15:59:46.447
5 -	1:33.558	47.530	2:21.088 (1)	75.75		16:02:07.535
P25 72 R	Jim DAVIES		Yamaha - Necci Motorcycles Ltd			
IDEAL LAP TIME : 2:21.983	BEST LAP TIME : 2:21.983		DIFFERENCE : 0.000			
LAP	SECTOR 1	SECTOR 2	LAP TIME	MPH	DIFF	TIME OF DAY
1 -		50.099	2:37.564	67.83	15.581	15:52:45.308
2 -	1:42.028	51.424	2:33.452	69.65	11.469	15:55:18.760
3 -	1:37.635	48.036	2:25.671 (3)	73.37	3.688	15:57:44.431
4 -	1:34.825	49.080	2:23.905 (2)	74.27	1.922	16:00:08.336
5 -	1:33.989	47.994	2:21.983 (1)	75.27		16:02:30.319
P26 169 R	Matthew WREN		Kawasaki -			
IDEAL LAP TIME : 2:24.338	BEST LAP TIME : 2:24.338		DIFFERENCE : 0.000			
LAP	SECTOR 1	SECTOR 2	LAP TIME	MPH	DIFF	TIME OF DAY

Weather / Track : Cloudy / Dry

Snetterton 300
Circuit Length = 2.9689 miles
Start: 15:50 Flag 16:00 End: 16:02

BMCRC - MRO Championships 2015 - Rnd 2 @ Snetterton 300

Thunderbike Extreme

RACE 16 - SECTOR ANALYSIS

SECTOR 1 = FL to I1, SECTOR 2 = I1 to I2, SECTOR 3 = I2 to FL, DIFF = Difference To Personal Best Lap

1 -		51.067	2:37.715	67.76	13.377	15:52:45.459
2 -	1:37.459	50.882	2:28.341	72.05	4.003	15:55:13.800
3 -	1:37.289	50.687	2:27.976 (3)	72.22	3.638	15:57:41.776
4 -	1:37.204	49.053	2:26.257 (2)	73.07	1.919	16:00:08.033
5 -	1:35.679	48.659	2:24.338 (1)	74.04		16:02:32.371

P27 181 R	Mark WHITE	Yamaha -
IDEAL LAP TIME : 2:29.072	BEST LAP TIME : 2:29.072	DIFFERENCE : 0.000

LAP	SECTOR 1	SECTOR 2	LAP TIME	MPH	DIFF	TIME OF DAY
1 -		50.198	2:38.406	67.47	9.334	15:52:46.150
2 -	1:40.919	51.608	2:32.527 (2)	70.07	3.455	15:55:18.677
3 -	1:39.574	49.498	2:29.072 (1)	71.69		15:57:47.749
4 -	1:41.249	51.415	2:32.664 (3)	70.01	3.592	16:00:20.413

BMCRC - MRO Championships 2015 - Rnd 2 @ Snetterton 300

Thunderbike Extreme

RACE 16 - BEST SECTORS

SECTOR 1			SECTOR 2			IDEAL / BEST COMPARISON						
POS	NO	NAME	TIME	NO	NAME	TIME	POS	NO	NAME	IDEAL	BEST	DIFF
									PERFECT LAP	2:00.019		
1	58	KELLY	1:19.955	58	KELLY	40.064	1	58	KELLY	2:00.019	2:00.129	0.110
2	40	SHELVEY	1:21.065	40	SHELVEY	40.473	2	40	SHELVEY	2:01.538	2:01.538	0.000
3	34	STUART	1:21.857	34	STUART	40.543	3	34	STUART	2:02.400	2:02.400	0.000
4	422	DOOLAN	1:21.978	44	DAVIES	41.293	4	422	DOOLAN	2:03.433	2:03.690	0.257
5	44	DAVIES	1:22.624	82	HINNELLS	41.379	5	44	DAVIES	2:03.917	2:03.917	0.000
6	19	WRIGHT	1:22.921	422	DOOLAN	41.455	6	19	WRIGHT	2:04.397	2:04.606	0.209
7	82	HINNELLS	1:23.684	19	WRIGHT	41.476	7	82	HINNELLS	2:05.063	2:05.312	0.249
8	41	ABRAHAM	1:23.896	41	ABRAHAM	42.080	8	41	ABRAHAM	2:05.976	2:06.186	0.210
9	99	BELLOTTI	1:24.525	69	RUSSO	42.586	9	99	BELLOTTI	2:07.379	2:07.530	0.151
10	75	NEWMAN	1:24.953	47	TROWELL	42.614	10	47	TROWELL	2:07.862	2:07.862	0.000
11	47	TROWELL	1:25.248	52	DOWLING	42.764	11	75	NEWMAN	2:08.014	2:08.014	0.000
12	52	DOWLING	1:25.543	99	BELLOTTI	42.854	12	52	DOWLING	2:08.307	2:08.593	0.286
13	69	RUSSO	1:25.917	75	NEWMAN	43.061	13	69	RUSSO	2:08.503	2:08.775	0.272
14	39	WILLIAMS	1:26.137	39	WILLIAMS	43.686	14	39	WILLIAMS	2:09.823	2:10.268	0.445
15	5	BISHOP	1:27.432	254	WINDAS	44.035	15	254	WINDAS	2:11.526	2:11.752	0.226
16	254	WINDAS	1:27.491	5	BISHOP	44.268	16	5	BISHOP	2:11.700	2:11.980	0.280
17	57	WESTON	1:29.381	28	NEMATI	44.668	17	28	NEMATI	2:14.649	2:15.215	0.566
18	65	MASKELL	1:29.451	174	SKEELS-PIGGINS	45.182	18	57	WESTON	2:14.758	2:15.061	0.303
19	28	NEMATI	1:29.981	57	WESTON	45.377	19	65	MASKELL	2:14.835	2:14.999	0.164
20	114	MARTIN	1:30.261	65	MASKELL	45.384	20	174	SKEELS-PIGGINS	2:15.604	2:15.604	0.000
21	174	SKEELS-PIGGINS	1:30.422	45	BRYANT	46.059	21	45	BRYANT	2:16.787	2:16.787	0.000
22	45	BRYANT	1:30.728	171	GIBBS	46.484	22	114	MARTIN	2:17.220	2:17.220	0.000
23	171	GIBBS	1:33.303	114	MARTIN	46.959	23	171	GIBBS	2:19.787	2:19.971	0.184
24	141	ROBINSON	1:33.558	141	ROBINSON	47.530	24	141	ROBINSON	2:21.088	2:21.088	0.000
25	72	DAVIES	1:33.989	72	DAVIES	47.994	25	72	DAVIES	2:21.983	2:21.983	0.000
26	169	WREN	1:35.679	169	WREN	48.659	26	169	WREN	2:24.338	2:24.338	0.000
27	181	WHITE	1:39.574	181	WHITE	49.498	27	181	WHITE	2:29.072	2:29.072	0.000
28												

Weather / Track : Cloudy / Dry

Results can be found at www.tsl-timing.com

Snetterton 300

Circuit Length = 2.9689 miles

Start: 15:50 Flag 16:00 End: 16:02

Printed - 16:30 Sunday, 26 April 2015



Thunderbike Sport & Senior 300 Series

Snetterton 300

25th & 26th April 2015



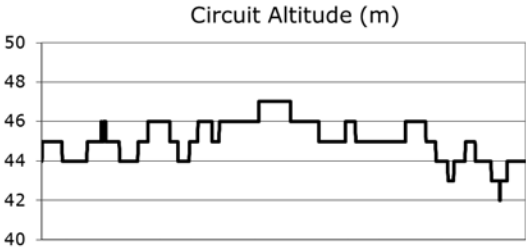
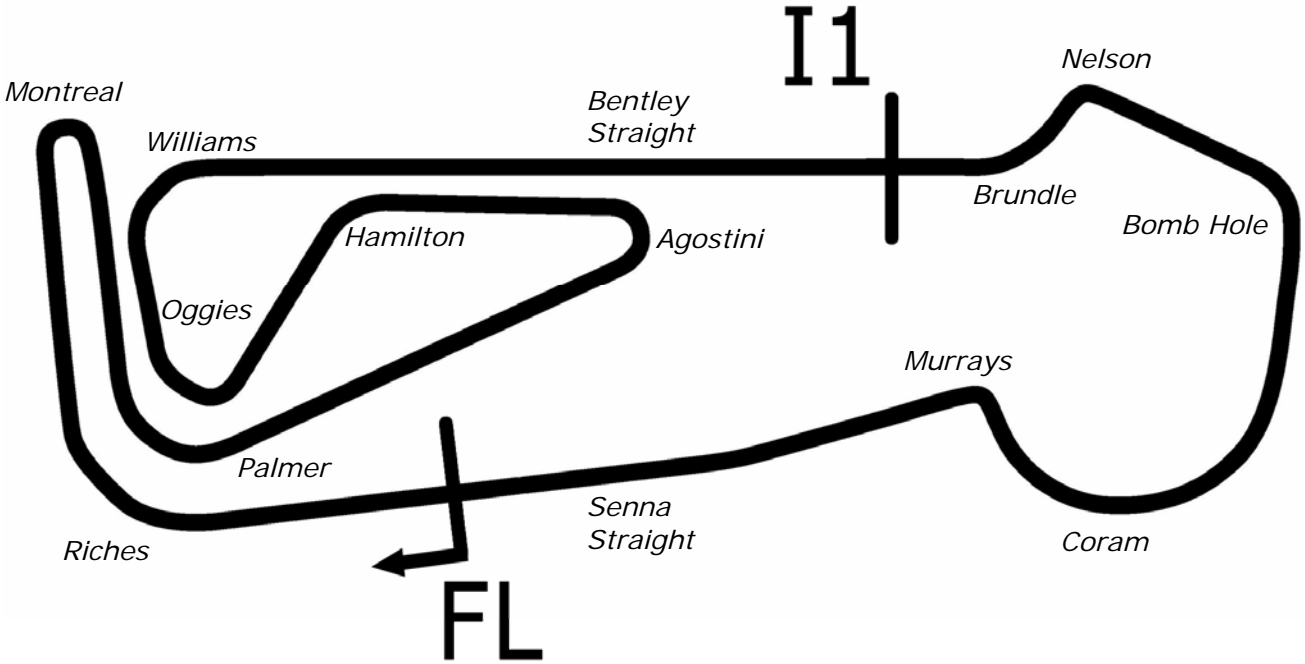
Results Provided by Timing Solutions Ltd
www.tsl-timing.com

Snetterton 300



SPORTS TIMING

TIMING SOLUTIONS LTD



Length	2.9689 miles	4778.0 m	
FL		52.46340 N	0.94476 E
I1	3198m	52.46617 N	0.94964 E
Pit Entry	4572m	52.46364 N	0.94774 E
Pit Exit	40m after FL	52.46338 N	0.94420 E
Pit Entry–Pit Exit 246m, 14.7s @60kph, 11.0s @80kph			

All results available at www.tsl-timing.com

BMCRC - MRO Championships 2015 - Rnd 2 @ Snetterton 300

Thunderbike Sport & Senior 300 Series

QUALIFYING - CLASSIFICATION



POS	NO	CL	PIC NAME	R	ENTRY	TIME	ON	LAPS	GAP	DIFF	MPH
1	139	TBS	1 Byron KIRK		Suzuki -	2:35.070	4	4			68.92
2	152	TBS	2 Paul JOHNSTON		Suzuki - ePayMe	2:36.775	4	4	1.705	1.705	68.17
3	6	TBS	3 Martin COOPER		Ducati -	2:40.463	3	3	5.393	3.688	66.60
4	22	TBS	4 Dave HARVIEK		HRC Deltablade - SW Roofing Group	2:40.655	4	4	5.585	0.192	66.52
5	37	TBS	5 Stephen WILSON		Suzuki -	2:41.593	4	4	6.523	0.938	66.14
6	32	TBS	6 Thomas WILLIAMS		Honda -	2:42.138	3	4	7.068	0.545	65.91
7	3	TBS	7 Marcus NEWALL		Suzuki - Mum & Dad	2:42.575	3	4	7.505	0.437	65.74
8	81	TBS	8 Malvern MAY		Ducati -	2:45.647	3	3	10.577	3.072	64.52
9	27	TBS	9 William SMITH		Kawasaki -	2:46.989	4	4	11.919	1.342	64.00
10	43	TBS	10 Colin WALKEY		Kawasaki - ELP Racing	2:47.213	1	1	12.143	0.224	63.91
11	70	TBS	11 Peter THORNTON		Kawasaki - Cadmatic	2:47.402	2	2	12.332	0.189	63.84
12	169	TBS	12 Robert MILES		Suzuki - The Bike Shop Long Eaton	2:48.255	4	4	13.185	0.853	63.52
13	40	TBS	13 Simon SNOWDEN		Ducati - Wheels Motorcycles Peterborough	2:49.593	2	2	14.523	1.338	63.02
14	12	TBS	14 Andrew GILL		Kawasaki -	2:50.034	4	4	14.964	0.441	62.85
15	85	TBS	15 Andrew KITE		Ducati - Finology Limited	2:50.346	4	4	15.276	0.312	62.74
16	9	S	1 Graham HAW		Kawasaki - Graham Haw Joinery	2:51.556	3	4	16.486	1.210	62.30
17	93	S	2 Monica ISAAC		Kawasaki - Fins Motorcycles	2:52.462	4	4	17.392	0.906	61.97
18	82	TBS	16 Paul BEAVIS	R	Yamaha -	2:54.674	2	3	19.604	2.212	61.18
19	51	TBS	17 Emma JARMAN		Kawasaki -	2:55.605	1	3	20.535	0.931	60.86
20	25	S	3 Leon JONES		Kawasaki -	2:56.772	4	4	21.702	1.167	60.46
21	23	S	4 Carl MITCHELL		Kawasaki - Erith Group	2:57.296	4	4	22.226	0.524	60.28
22	71	S	5 Chad JENNER		Kawasaki - AUDIOENERGY LTD	2:58.526	4	4	23.456	1.230	59.86
23	58	TBS	18 Steve YOUNG		Kawasaki - Cadmatic	3:00.708	3	3	25.638	2.182	59.14
24	54	TBS	19 Eric GORRIDGE		Kawasaki -	3:00.888	4	4	25.818	0.180	59.08
25	39	S	6 Patrick SMITH		Kawasaki -	3:01.032	3	3	25.962	0.144	59.03
26	64	S	7 Mike DEVALL		Kawasaki -	3:01.583	4	4	26.513	0.551	58.86
27	73	TBS	20 Vincent LEWIN		Suzuki - Vinitwin Racing DotCo	3:02.668	2	3	27.598	1.085	58.51
28	73	S	8 Michael SHARMAN		Kawasaki -	3:05.009	3	3	29.939	2.341	57.77
29	59	TBS	21 Danielle COOPER		Kawasaki - ePayMe	3:08.097	3	3	33.027	3.088	56.82
30	132	S	9 Paul ROBSON		Kawasaki - London First Aid	3:08.390	3	3	33.320	0.293	56.73
31	2	S	10 Lee HARDY		Kawasaki - Amy & Eric Hardy	3:09.845	1	1	34.775	1.455	56.29
32	56	TBS	22 Jason SOILLEUX		Ducati -	3:17.656	2	3	42.586	7.811	54.07
33	65	TBS	23 Ian SOILLEUX		Suzuki -	3:20.373	2	2	45.303	2.717	53.34
34	30	S	11 Malcolm HOWELL		Kawasaki -	3:50.403	1	1	1:15.333	30.030	46.38

Snetterton 300
 Circuit Length = 2.9689 miles
 Start: 09:14 Flag 09:24 End: 09:27

Weather / Track : Rain / Wet

These results are provisional until the conclusion of any judicial and technical matters.

Clerk Of Course :	Timekeeper :
-------------------	--------------

Results can be found at www.tsl-timing.com

Printed - 09:27 Saturday, 25 April 2015



BMCRC - MRO Championships 2015 - Rnd 2 @ Snetterton 300

Thunderbike Sport & Senior 300 Series

QUALIFYING - SECTOR ANALYSIS

SECTOR 1 = FL to I1, SECTOR 2 = I1 to I2, SECTOR 3 = I2 to FL, DIFF = Difference To Personal Best Lap

P1 139 TBS Byron KIRK		Suzuki -				
IDEAL LAP TIME : 2:35.070		BEST LAP TIME : 2:35.070		DIFFERENCE : 0.000		
LAP	SECTOR 1	SECTOR 2	LAP TIME	MPH	DIFF	TIME OF DAY
1 -	1:53.040	55.157	2:48.197	63.54	13.127	09:18:51.412
2 -	1:47.925	55.186	2:43.111 (3)	65.52	8.041	09:21:34.523
3 -	1:45.295	52.289	2:37.584 (2)	67.82	2.514	09:24:12.107
4 -	1:43.308	51.762	2:35.070 (1)	68.92		09:26:47.177

P2 152 TBS Paul JOHNSTON		Suzuki - ePayMe				
IDEAL LAP TIME : 2:36.775		BEST LAP TIME : 2:36.775		DIFFERENCE : 0.000		
LAP	SECTOR 1	SECTOR 2	LAP TIME	MPH	DIFF	TIME OF DAY
1 -	2:00.128	57.536	2:57.664	60.15	20.889	09:17:56.038
2 -	1:49.335	55.155	2:44.490 (3)	64.97	7.715	09:20:40.528
3 -	1:45.251	54.211	2:39.462 (2)	67.02	2.687	09:23:19.990
4 -	1:44.056	52.719	2:36.775 (1)	68.17		09:25:56.765

P3 6 TBS Martin COOPER		Ducati -				
IDEAL LAP TIME : 2:40.463		BEST LAP TIME : 2:40.463		DIFFERENCE : 0.000		
LAP	SECTOR 1	SECTOR 2	LAP TIME	MPH	DIFF	TIME OF DAY
1 -	1:54.550	57.221	2:51.771 (3)	62.22	11.308	09:19:29.374
2 -	1:47.574	55.348	2:42.922 (2)	65.60	2.459	09:22:12.296
3 -	1:46.661	53.802	2:40.463 (1)	66.60		09:24:52.759

P4 22 TBS Dave HARVIEK		HRC Deltablade - SW Roofing Group				
IDEAL LAP TIME : 2:40.655		BEST LAP TIME : 2:40.655		DIFFERENCE : 0.000		
LAP	SECTOR 1	SECTOR 2	LAP TIME	MPH	DIFF	TIME OF DAY
1 -	1:59.879	58.175	2:58.054	60.02	17.399	09:17:25.419
2 -	1:52.900	55.241	2:48.141 (3)	63.56	7.486	09:20:13.560
3 -	1:48.837	54.017	2:42.854 (2)	65.62	2.199	09:22:56.414
4 -	1:47.415	53.240	2:40.655 (1)	66.52		09:25:37.069

P5 37 TBS Stephen WILSON		Suzuki -				
IDEAL LAP TIME : 2:41.451		BEST LAP TIME : 2:41.593		DIFFERENCE : 0.142		
LAP	SECTOR 1	SECTOR 2	LAP TIME	MPH	DIFF	TIME OF DAY
1 -	2:03.469	59.942	3:03.411	58.27	21.818	09:18:00.231
2 -	1:50.888	56.234	2:47.122 (3)	63.95	5.529	09:20:47.353
3 -	1:48.794	54.558	2:43.352 (2)	65.42	1.759	09:23:30.705
4 -	1:46.893	54.700	2:41.593 (1)	66.14		09:26:12.298

P6 32 TBS Thomas WILLIAMS		Honda -				
IDEAL LAP TIME : 2:40.740		BEST LAP TIME : 2:42.138		DIFFERENCE : 1.398		
LAP	SECTOR 1	SECTOR 2	LAP TIME	MPH	DIFF	TIME OF DAY
1 -	2:05.431	58.525	3:03.956	58.10	21.818	09:17:43.688
2 -	1:50.533	57.255	2:47.788 (3)	63.69	5.650	09:20:31.476
3 -	1:47.909	54.229	2:42.138 (1)	65.91		09:23:13.614
4 -	1:46.511	58.073	2:44.584 (2)	64.93	2.446	09:25:58.198

P7 3 TBS Marcus NEWALL		Suzuki - Mum & Dad				
IDEAL LAP TIME : 2:42.407		BEST LAP TIME : 2:42.575		DIFFERENCE : 0.168		
LAP	SECTOR 1	SECTOR 2	LAP TIME	MPH	DIFF	TIME OF DAY
1 -	1:54.694	55.332	2:50.026	62.86	7.451	09:17:12.453
2 -	1:50.503	55.456	2:45.959 (3)	64.40	3.384	09:19:58.412
3 -	1:49.272	53.303	2:42.575 (1)	65.74		09:22:40.987
4 -	1:49.104	54.467	2:43.571 (2)	65.34	0.996	09:25:24.558

Weather / Track : Rain / Wet

Snetterton 300

Circuit Length = 2.9689 miles

Start: 09:14 Flag 09:24 End: 09:27

BMCRC - MRO Championships 2015 - Rnd 2 @ Snetterton 300

Thunderbike Sport & Senior 300 Series

QUALIFYING - SECTOR ANALYSIS

SECTOR 1 = FL to I1, SECTOR 2 = I1 to I2, SECTOR 3 = I2 to FL, DIFF = Difference To Personal Best Lap

P8 81 TBS Malvern MAY		Ducati -				
IDEAL LAP TIME : 2:45.647		BEST LAP TIME : 2:45.647		DIFFERENCE : 0.000		
LAP	SECTOR 1	SECTOR 2	LAP TIME	MPH	DIFF	TIME OF DAY
1 -	2:05.446	57.892	3:03.338 (3)	58.29	17.691	09:19:54.447
2 -	1:51.481	56.188	2:47.669 (2)	63.74	2.022	09:22:42.116
3 -	1:49.804	55.843	2:45.647 (1)	64.52		09:25:27.763

P9 27 TBS William SMITH		Kawasaki -				
IDEAL LAP TIME : 2:46.989		BEST LAP TIME : 2:46.989		DIFFERENCE : 0.000		
LAP	SECTOR 1	SECTOR 2	LAP TIME	MPH	DIFF	TIME OF DAY
1 -	2:10.271	1:01.543	3:11.814	55.72	24.825	09:17:45.758
2 -	1:59.239	56.910	2:56.149 (3)	60.67	9.160	09:20:41.907
3 -	1:55.706	59.532	2:55.238 (2)	60.99	8.249	09:23:37.145
4 -	1:50.847	56.142	2:46.989 (1)	64.00		09:26:24.134

P10 43 TBS Colin WALKEY		Kawasaki - ELP Racing				
IDEAL LAP TIME : 2:44.222		BEST LAP TIME : 2:47.213		DIFFERENCE : 2.991		
LAP	SECTOR 1	SECTOR 2	LAP TIME	MPH	DIFF	TIME OF DAY
1 -	1:51.922	55.291	2:47.213 (1)	63.91		09:19:29.965

P11 70 TBS Peter THORNTON		Kawasaki - Cadmatic				
IDEAL LAP TIME : 2:47.402		BEST LAP TIME : 2:47.402		DIFFERENCE : 0.000		
LAP	SECTOR 1	SECTOR 2	LAP TIME	MPH	DIFF	TIME OF DAY
1 -	1:58.291	57.929	2:56.220 (2)	60.65	8.818	09:17:24.113
2 -	1:51.544	55.858	2:47.402 (1)	63.84		09:20:11.515

P12 169 TBS Robert MILES		Suzuki - The Bike Shop Long Eaton				
IDEAL LAP TIME : 2:48.255		BEST LAP TIME : 2:48.255		DIFFERENCE : 0.000		
LAP	SECTOR 1	SECTOR 2	LAP TIME	MPH	DIFF	TIME OF DAY
1 -	2:05.537	57.512	3:03.049	58.38	14.794	09:17:31.964
2 -	1:55.313	57.591	2:52.904 (3)	61.81	4.649	09:20:24.868
3 -	1:54.912	56.561	2:51.473 (2)	62.33	3.218	09:23:16.341
4 -	1:52.145	56.110	2:48.255 (1)	63.52		09:26:04.596

P13 40 TBS Simon SNOWDEN		Ducati - Wheels Motorcycles Peterborough				
IDEAL LAP TIME : 2:49.593		BEST LAP TIME : 2:49.593		DIFFERENCE : 0.000		
LAP	SECTOR 1	SECTOR 2	LAP TIME	MPH	DIFF	TIME OF DAY
1 -	2:06.349	59.680	3:06.029 (2)	57.45	16.436	09:17:43.074
2 -	1:51.621	57.972	2:49.593 (1)	63.02		09:20:32.667

P14 12 TBS Andrew GILL		Kawasaki -				
IDEAL LAP TIME : 2:50.034		BEST LAP TIME : 2:50.034		DIFFERENCE : 0.000		
LAP	SECTOR 1	SECTOR 2	LAP TIME	MPH	DIFF	TIME OF DAY
1 -	2:05.277	1:00.507	3:05.784	57.52	15.750	09:17:37.672
2 -	1:55.294	58.394	2:53.688 (3)	61.53	3.654	09:20:31.360
3 -	1:52.839	57.937	2:50.776 (2)	62.58	0.742	09:23:22.136
4 -	1:52.780	57.254	2:50.034 (1)	62.85		09:26:12.170

P15 85 TBS Andrew KITE		Ducati - Finology Limited				
IDEAL LAP TIME : 2:50.346		BEST LAP TIME : 2:50.346		DIFFERENCE : 0.000		
LAP	SECTOR 1	SECTOR 2	LAP TIME	MPH	DIFF	TIME OF DAY
1 -	2:08.286	1:04.618	3:12.904	55.40	22.558	09:18:09.807
2 -	1:53.682	1:00.088	2:53.770 (2)	61.50	3.424	09:21:03.577
3 -	1:57.943	58.429	2:56.372 (3)	60.59	6.026	09:23:59.949
4 -	1:52.003	58.343	2:50.346 (1)	62.74		09:26:50.295

Weather / Track : Rain / Wet

Snetterton 300
Circuit Length = 2.9689 miles
Start: 09:14 Flag 09:24 End: 09:27

BMCRC - MRO Championships 2015 - Rnd 2 @ Snetterton 300

Thunderbike Sport & Senior 300 Series

QUALIFYING - SECTOR ANALYSIS

SECTOR 1 = FL to I1, SECTOR 2 = I1 to I2, SECTOR 3 = I2 to FL, DIFF = Difference To Personal Best Lap

P16	9 S	Graham HAW	Kawasaki - Graham Haw Joinery			
IDEAL LAP TIME : 2:51.556		BEST LAP TIME : 2:51.556		DIFFERENCE : 0.000		
LAP	SECTOR 1	SECTOR 2	LAP TIME	MPH	DIFF	TIME OF DAY
1 -	2:11.476	1:02.039	3:13.515	55.23	21.959	09:17:55.837
2 -	1:57.985	59.341	2:57.326 (3)	60.27	5.770	09:20:53.163
3 -	1:54.724	56.832	2:51.556 (1)	62.30		09:23:44.719
4 -	1:56.704	57.237	2:53.941 (2)	61.44	2.385	09:26:38.660
P17	93 S	Monica ISAAC	Kawasaki - Fins Motorcycles			
IDEAL LAP TIME : 2:52.462		BEST LAP TIME : 2:52.462		DIFFERENCE : 0.000		
LAP	SECTOR 1	SECTOR 2	LAP TIME	MPH	DIFF	TIME OF DAY
1 -	2:13.386	1:02.939	3:16.325	54.44	23.863	09:17:53.922
2 -	1:58.765	59.329	2:58.094 (3)	60.01	5.632	09:20:52.016
3 -	1:55.866	59.634	2:55.500 (2)	60.90	3.038	09:23:47.516
4 -	1:55.567	56.895	2:52.462 (1)	61.97		09:26:39.978
P18	82 TBS	Paul BEAVIS	Yamaha -			
IDEAL LAP TIME : 2:54.425		BEST LAP TIME : 2:54.674		DIFFERENCE : 0.249		
LAP	SECTOR 1	SECTOR 2	LAP TIME	MPH	DIFF	TIME OF DAY
1 -	2:09.064	1:00.689	3:09.753 (3)	56.32	15.079	09:17:46.070
2 -	1:56.055	58.619	2:54.674 (1)	61.18		09:20:40.744
3 -	1:55.806	1:01.617	2:57.423 (2)	60.24	2.749	09:23:38.167
P19	51 TBS	Emma JARMAN	Kawasaki -			
IDEAL LAP TIME : 2:46.295		BEST LAP TIME : 2:55.605		DIFFERENCE : 9.310		
LAP	SECTOR 1	SECTOR 2	LAP TIME	MPH	DIFF	TIME OF DAY
1 -	1:58.198	57.407	2:55.605 (1)	60.86		09:17:24.230
2 -	1:53.446		5:14.075 P	34.03	2:18.470	09:22:38.305
3 -	OUTLAP	52.849	2:41.605	66.13		09:25:19.910
P20	25 S	Leon JONES	Kawasaki -			
IDEAL LAP TIME : 2:56.772		BEST LAP TIME : 2:56.772		DIFFERENCE : 0.000		
LAP	SECTOR 1	SECTOR 2	LAP TIME	MPH	DIFF	TIME OF DAY
1 -	2:08.015	1:03.081	3:11.096	55.93	14.324	09:17:43.784
2 -	2:02.058	1:03.434	3:05.492 (3)	57.62	8.720	09:20:49.276
3 -	1:58.128	1:02.156	3:00.284 (2)	59.28	3.512	09:23:49.560
4 -	1:56.937	59.835	2:56.772 (1)	60.46		09:26:46.332
P21	23 S	Carl MITCHELL	Kawasaki - Erith Group			
IDEAL LAP TIME : 2:55.015		BEST LAP TIME : 2:57.296		DIFFERENCE : 2.281		
LAP	SECTOR 1	SECTOR 2	LAP TIME	MPH	DIFF	TIME OF DAY
1 -	2:10.674	1:02.313	3:12.987	55.38	15.691	09:18:13.202
2 -	2:05.063	59.192	3:04.255 (3)	58.00	6.959	09:21:17.457
3 -	1:59.286	58.613	2:57.899 (2)	60.07	0.603	09:24:15.356
4 -	1:56.402	1:00.894	2:57.296 (1)	60.28		09:27:12.652
P22	71 S	Chad JENNER	Kawasaki - AUDIOENERGY LTD			
IDEAL LAP TIME : 2:58.526		BEST LAP TIME : 2:58.526		DIFFERENCE : 0.000		
LAP	SECTOR 1	SECTOR 2	LAP TIME	MPH	DIFF	TIME OF DAY
1 -	2:06.965	1:02.525	3:09.490	56.40	10.964	09:17:40.000
2 -	2:01.071	59.345	3:00.416 (3)	59.24	1.890	09:20:40.416
3 -	2:01.370	58.993	3:00.363 (2)	59.25	1.837	09:23:40.779
4 -	2:00.886	57.640	2:58.526 (1)	59.86		09:26:39.305

Weather / Track : Rain / Wet

Snetterton 300

Circuit Length = 2.9689 miles

Start: 09:14 Flag 09:24 End: 09:27

BMCRC - MRO Championships 2015 - Rnd 2 @ Snetterton 300

Thunderbike Sport & Senior 300 Series

QUALIFYING - SECTOR ANALYSIS

SECTOR 1 = FL to I1, SECTOR 2 = I1 to I2, SECTOR 3 = I2 to FL, DIFF = Difference To Personal Best Lap

P23 58 TBS Steve YOUNG		Kawasaki - Cadmatic				
IDEAL LAP TIME : 3:00.536		BEST LAP TIME : 3:00.708		DIFFERENCE : 0.172		
LAP	SECTOR 1	SECTOR 2	LAP TIME	MPH	DIFF	TIME OF DAY
1 -	2:16.900	1:02.252	3:19.152 (3)	53.66	18.444	09:18:00.654
2 -	2:00.957	1:01.864	3:02.821 (2)	58.46	2.113	09:21:03.475
3 -	2:01.129	59.579	3:00.708 (1)	59.14		09:24:04.183

P24 54 TBS Eric GORRIDGE		Kawasaki -				
IDEAL LAP TIME : 3:00.888		BEST LAP TIME : 3:00.888		DIFFERENCE : 0.000		
LAP	SECTOR 1	SECTOR 2	LAP TIME	MPH	DIFF	TIME OF DAY
1 -	2:13.854	1:05.869	3:19.723	53.51	18.835	09:17:54.641
2 -	2:06.374	1:01.948	3:08.322 (3)	56.75	7.434	09:21:02.963
3 -	2:04.795	1:01.344	3:06.139 (2)	57.41	5.251	09:24:09.102
4 -	2:00.732	1:00.156	3:00.888 (1)	59.08		09:27:09.990

P25 39 S Patrick SMITH		Kawasaki -				
IDEAL LAP TIME : 3:01.032		BEST LAP TIME : 3:01.032		DIFFERENCE : 0.000		
LAP	SECTOR 1	SECTOR 2	LAP TIME	MPH	DIFF	TIME OF DAY
1 -	OUTLAP	1:04.149	3:14.631	54.91	13.599	09:21:02.567
2 -	2:03.137	1:02.721	3:05.858 (2)	57.50	4.826	09:24:08.425
3 -	2:00.537	1:00.495	3:01.032 (1)	59.03		09:27:09.457

P26 64 S Mike DEVALL		Kawasaki -				
IDEAL LAP TIME : 3:01.296		BEST LAP TIME : 3:01.583		DIFFERENCE : 0.287		
LAP	SECTOR 1	SECTOR 2	LAP TIME	MPH	DIFF	TIME OF DAY
1 -	2:23.121	1:03.622	3:26.743	51.69	25.160	09:18:04.837
2 -	2:01.485	1:01.091	3:02.576 (2)	58.54	0.993	09:21:07.413
3 -	2:03.440	1:01.107	3:04.547 (3)	57.91	2.964	09:24:11.960
4 -	2:00.205	1:01.378	3:01.583 (1)	58.86		09:27:13.543

P27 73 TBS Vincent LEWIN		Suzuki - Vinitwin Racing DotCo				
IDEAL LAP TIME : 3:02.668		BEST LAP TIME : 3:02.668		DIFFERENCE : 0.000		
LAP	SECTOR 1	SECTOR 2	LAP TIME	MPH	DIFF	TIME OF DAY
1 -	2:20.886	1:06.467	3:27.353 (3)	51.54	24.685	09:18:31.062
2 -	2:00.532	1:02.136	3:02.668 (1)	58.51		09:21:33.730
3 -	2:10.907	1:04.216	3:15.123 (2)	54.77	12.455	09:24:48.853

P28 73 S Michael SHARMAN		Kawasaki -				
IDEAL LAP TIME : 3:04.521		BEST LAP TIME : 3:05.009		DIFFERENCE : 0.488		
LAP	SECTOR 1	SECTOR 2	LAP TIME	MPH	DIFF	TIME OF DAY
1 -	2:20.435	1:04.662	3:25.097 (3)	52.11	20.088	09:18:24.295
2 -	2:04.870	1:01.718	3:06.588 (2)	57.28	1.579	09:21:30.883
3 -	2:02.803	1:02.206	3:05.009 (1)	57.77		09:24:35.892

P29 59 TBS Danielle COOPER		Kawasaki - ePayMe				
IDEAL LAP TIME : 3:08.097		BEST LAP TIME : 3:08.097		DIFFERENCE : 0.000		
LAP	SECTOR 1	SECTOR 2	LAP TIME	MPH	DIFF	TIME OF DAY
1 -	2:18.809	1:05.157	3:23.966 (3)	52.40	15.869	09:20:25.283
2 -	2:08.839	1:04.455	3:13.294 (2)	55.29	5.197	09:23:38.577
3 -	2:04.423	1:03.674	3:08.097 (1)	56.82		09:26:46.674

P30 132 S Paul ROBSON		Kawasaki - London First Aid				
IDEAL LAP TIME : 3:08.390		BEST LAP TIME : 3:08.390		DIFFERENCE : 0.000		
LAP	SECTOR 1	SECTOR 2	LAP TIME	MPH	DIFF	TIME OF DAY
1 -	2:20.580	1:05.819	3:26.399 (3)	51.78	18.009	09:18:24.000

Weather / Track : Rain / Wet

Snetterton 300
Circuit Length = 2.9689 miles
Start: 09:14 Flag 09:24 End: 09:27

BMCRC - MRO Championships 2015 - Rnd 2 @ Snetterton 300

Thunderbike Sport & Senior 300 Series

QUALIFYING - SECTOR ANALYSIS

SECTOR 1 = FL to I1, SECTOR 2 = I1 to I2, SECTOR 3 = I2 to FL, DIFF = Difference To Personal Best Lap

2 - 2:09.818 1:03.790 3:13.608 (2) 55.20 5.218 09:21:37.608
3 - 2:05.965 1:02.425 3:08.390 (1) 56.73 09:24:45.998

P31	2 S	Lee HARDY	Kawasaki - Amy & Eric Hardy			
IDEAL LAP TIME : 3:09.845		BEST LAP TIME : 3:09.845		DIFFERENCE : 0.000		
LAP	SECTOR 1	SECTOR 2	LAP TIME	MPH	DIFF	TIME OF DAY
1 -	2:06.600	1:03.245	3:09.845 (1)	56.29		09:18:12.043

P32	56 TBS	Jason SOILLEUX	Ducati -			
IDEAL LAP TIME : 3:17.656		BEST LAP TIME : 3:17.656		DIFFERENCE : 0.000		
LAP	SECTOR 1	SECTOR 2	LAP TIME	MPH	DIFF	TIME OF DAY
1 -	2:26.149	1:08.156	3:34.305 (3)	49.87	16.649	09:18:15.067
2 -	2:11.374	1:06.282	3:17.656 (1)	54.07		09:21:32.723
3 -	2:13.068	1:06.867	3:19.935 (2)	53.45	2.279	09:24:52.658

P33	65 TBS	Ian SOILLEUX	Suzuki -			
IDEAL LAP TIME : 3:17.409		BEST LAP TIME : 3:20.373		DIFFERENCE : 2.964		
LAP	SECTOR 1	SECTOR 2	LAP TIME	MPH	DIFF	TIME OF DAY
1 -	2:25.175	1:12.461	3:37.636 (2)	49.10	17.263	09:18:11.433
2 -	2:12.210	1:08.163	3:20.373 (1)	53.34		09:21:31.806

P34	30 S	Malcolm HOWELL	Kawasaki -			
IDEAL LAP TIME : 3:40.760		BEST LAP TIME : 3:50.403		DIFFERENCE : 9.643		
LAP	SECTOR 1	SECTOR 2	LAP TIME	MPH	DIFF	TIME OF DAY
1 -	2:36.034	1:14.369	3:50.403 (1)	46.38		09:18:56.054

BMCRC - MRO Championships 2015 - Rnd 2 @ Snetterton 300

Thunderbike Sport & Senior 300 Series

QUALIFYING - BEST SECTORS

SECTOR 1				SECTOR 2				IDEAL / BEST COMPARISON				
POS	NO	NAME	TIME	NO	NAME	TIME	POS	NO	NAME	IDEAL	BEST	DIFF
									PERFECT LAP	2:35.070		
1	139	KIRK	1:43.308	139	KIRK	51.762	1	139	KIRK	2:35.070	2:35.070	0.000
2	152	JOHNSTON	1:44.056	152	JOHNSTON	52.719	2	152	JOHNSTON	2:36.775	2:36.775	0.000
3	32	WILLIAMS	1:46.511	51	JARMAN	52.849	3	6	COOPER	2:40.463	2:40.463	0.000
4	6	COOPER	1:46.661	22	HARVIEK	53.240	4	22	HARVIEK	2:40.655	2:40.655	0.000
5	37	WILSON	1:46.893	3	NEWALL	53.303	5	32	WILLIAMS	2:40.740	2:42.138	1.398
6	22	HARVIEK	1:47.415	6	COOPER	53.802	6	37	WILSON	2:41.451	2:41.593	0.142
7	43	WALKEY	1:48.931	32	WILLIAMS	54.229	7	3	NEWALL	2:42.407	2:42.575	0.168
8	3	NEWALL	1:49.104	37	WILSON	54.558	8	43	WALKEY	2:44.222	2:47.213	2.991
9	81	MAY	1:49.804	43	WALKEY	55.291	9	81	MAY	2:45.647	2:45.647	0.000
10	27	SMITH	1:50.847	81	MAY	55.843	10	51	JARMAN	2:46.295	2:55.605	9.310
11	70	THORNTON	1:51.544	70	THORNTON	55.858	11	27	SMITH	2:46.989	2:46.989	0.000
12	40	SNOWDEN	1:51.621	169	MILES	56.110	12	70	THORNTON	2:47.402	2:47.402	0.000
13	85	KITE	1:52.003	27	SMITH	56.142	13	169	MILES	2:48.255	2:48.255	0.000
14	169	MILES	1:52.145	9	HAW	56.832	14	40	SNOWDEN	2:49.593	2:49.593	0.000
15	12	GILL	1:52.780	93	ISAAC	56.895	15	12	GILL	2:50.034	2:50.034	0.000
16	51	JARMAN	1:53.446	12	GILL	57.254	16	85	KITE	2:50.346	2:50.346	0.000
17	9	HAW	1:54.724	71	JENNER	57.640	17	9	HAW	2:51.556	2:51.556	0.000
18	93	ISAAC	1:55.567	40	SNOWDEN	57.972	18	93	ISAAC	2:52.462	2:52.462	0.000
19	82	BEAVIS	1:55.806	85	KITE	58.343	19	82	BEAVIS	2:54.425	2:54.674	0.249
20	23	MITCHELL	1:56.402	23	MITCHELL	58.613	20	23	MITCHELL	2:55.015	2:57.296	2.281
21	25	JONES	1:56.937	82	BEAVIS	58.619	21	25	JONES	2:56.772	2:56.772	0.000
22	64	DEVALL	2:00.205	58	YOUNG	59.579	22	71	JENNER	2:58.526	2:58.526	0.000
23	73	LEWIN	2:00.532	25	JONES	59.835	23	58	YOUNG	3:00.536	3:00.708	0.172
24	39	SMITH	2:00.537	54	GORRIDGE	1:00.156	24	54	GORRIDGE	3:00.888	3:00.888	0.000
25	54	GORRIDGE	2:00.732	39	SMITH	1:00.495	25	39	SMITH	3:01.032	3:01.032	0.000
26	71	JENNER	2:00.886	64	DEVALL	1:01.091	26	64	DEVALL	3:01.296	3:01.583	0.287
27	58	YOUNG	2:00.957	73	SHARMAN	1:01.718	27	73	LEWIN	3:02.668	3:02.668	0.000
28	73	SHARMAN	2:02.803	73	LEWIN	1:02.136	28	73	SHARMAN	3:04.521	3:05.009	0.488
29	59	COOPER	2:04.423	132	ROBSON	1:02.425	29	59	COOPER	3:08.097	3:08.097	0.000
30	132	ROBSON	2:05.965	2	HARDY	1:03.245	30	132	ROBSON	3:08.390	3:08.390	0.000
31	2	HARDY	2:06.600	59	COOPER	1:03.674	31	2	HARDY	3:09.845	3:09.845	0.000
32	65	SOILLEUX	2:09.246	56	SOILLEUX	1:06.282	32	65	SOILLEUX	3:17.409	3:20.373	2.964
33	56	SOILLEUX	2:11.374	65	SOILLEUX	1:08.163	33	56	SOILLEUX	3:17.656	3:17.656	0.000
34	30	HOWELL	2:26.391	30	HOWELL	1:14.369	34	30	HOWELL	3:40.760	3:50.403	9.643

Weather / Track : Rain / Wet

Results can be found at www.tsl-timing.com

Snetterton 300

Circuit Length = 2.9689 miles

Start: 09:14 Flag 09:24 End: 09:27

Printed - 09:28 Saturday, 25 April 2015

BMCRC - MRO Championships 2015 - Rnd 2 @ Snetterton 300

Thunderbike Sport & Senior 300 Series

RACE 2 - GRID (5 Laps)



ROW 14		3:50.403	41	30 Malcolm HOWELL	40	3:09.845	2 Lee HARDY			
ROW 13		3:08.390	39	132 Paul ROBSON	38	3:05.009	73 Michael SHARMAN			
			37			3:01.583	64 Mike DEVAL			
ROW 12		3:01.032	36	39 Patrick SMITH	35	2:58.526	71 Chad JENNER			
			34			2:57.296	23 Carl MITCHELL			
ROW 11		2:56.772	33	25 Leon JONES	32	2:52.462	93 Monica ISAAC			
			31			2:51.556	9 Graham HAW			
ROW 10										
ROW 9										
ROW 8		3:20.373	24	86 Steve RICHARDS	23	65 Ian SOILLEUX	22	3:17.656	56 Jason SOILLEUX	
ROW 7		3:08.097	21	59 Danielle COOPER	20	3:02.668	73 Vincent LEWIN	19	3:00.888	54 Eric GORRIDGE
ROW 6		3:00.708	18	58 Steve YOUNG	17	2:55.605	51 Emma JARMAN	16	2:54.674	82 Paul BEAVIS
ROW 5		2:50.346	15	85 Andrew KITE	14	2:50.034	12 Andrew GILL	13	2:49.593	40 Simon SNOWDEN
ROW 4		2:48.255	12	169 Robert MILES	11	2:47.402	70 Peter THORNTON	10	2:47.213	43 Colin WALKY
ROW 3		2:46.989	9	27 William SMITH	8	2:45.647	81 Malvern MAY	7	2:42.575	3 Marcus NEWALL
ROW 2		2:42.138	6	32 Thomas WILLIAMS	5	2:41.593	37 Stephen WILSON	4	2:40.655	22 Dave HARVIEK
ROW 1		2:40.463	3	6 Martin COOPER	2	2:36.775	152 Paul JOHNSTON	1	2:35.070	139 Byron KIRK
										Pole

Snetterton 300
Circuit Length = 2.9689 miles

These results are provisional until the conclusion of any judicial and technical matters.

Clerk Of Course :		Timekeeper :
-------------------	--	--------------

Results can be found at www.tsl-timing.com

Printed - 09:39 Saturday, 25 April 2015



BMCRC - MRO Championships 2015 - Rnd 2 @ Snetterton 300



Thunderbike Sport & Senior 300 Series

RACE 2 - CLASSIFICATION

CLASS : S											
POS	NO	CL	NAME	ENTRY	LAPS	TIME	GAP	DIFF	MPH	BEST	ON
1	23	S	Carl MITCHELL	Kawasaki - Erith Group	5	14:26.117			61.70	2:33.254	5
2	25	S	Leon JONES	Kawasaki -	5	14:31.902	2:13.820	5.785	61.29	2:35.444	5
3	9	S	Graham HAW	Kawasaki - Graham Haw Joinery	5	14:32.481	2:14.399	0.579	61.25	2:36.670	5
4	93	S	Monica ISAAC	Kawasaki - Fins Motorcycles	5	14:32.799	2:14.717	0.318	61.22	2:36.545	4
5	71	S	Chad JENNER	Kawasaki - AUDIOENERGY LTD	5	14:42.862	2:24.780	2.472	60.53	2:40.037	4
6	39	S	Patrick SMITH	Kawasaki -	5	14:52.216	2:34.134	9.354	59.89	2:40.763	5
7	132	S	Paul ROBSON	Kawasaki - London First Aid	5	14:54.725	2:36.643	2.509	59.72	2:41.305	4
8	73	S	Michael SHARMAN	Kawasaki -	4	12:25.435	1 Lap	1 Lap	57.35	2:45.631	3
9	64	S	Mike DEVALL	Kawasaki -	4	12:33.636	1 Lap	8.201	56.72	2:48.195	3
10	30	S	Malcolm HOWELL	Kawasaki -	4	13:16.056	1 Lap	42.420	53.70	2:57.270	4

CLASS : TBS											
POS	NO	CL	NAME	ENTRY	LAPS	TIME	GAP	DIFF	MPH	BEST	ON
1	6	TBS	Martin COOPER	Ducati -	5	12:18.082			72.40	2:24.188	5
2	51	TBS	Emma JARMAN	Kawasaki -	5	12:24.333	6.251	6.251	71.79	2:26.490	5
3	139	TBS	Byron KIRK	Suzuki -	5	12:36.489	18.407	12.156	70.64	2:28.467	5
4	22	TBS	Dave HARVIEK	HRC Deltablade - SW Roofing Group	5	12:36.893	18.811	0.404	70.60	2:28.346	5
5	70	TBS	Peter THORNTON	Kawasaki - Cadmatic	5	12:36.920	18.838	0.027	70.60	2:24.764	5
6	37	TBS	Stephen WILSON	Suzuki -	5	12:37.219	19.137	0.299	70.57	2:23.849	5
7	27	TBS	William SMITH	Kawasaki -	5	12:49.353	31.271	12.134	69.46	2:30.390	4
8	81	TBS	Malvern MAY	Ducati -	5	12:49.397	31.315	0.044	69.45	2:30.723	4
9	32	TBS	Thomas WILLIAMS	Honda -	5	12:51.845	33.763	2.448	69.23	2:30.543	2
10	65	TBS	Ian SOILLEUX	Suzuki -	5	12:56.845	38.763	5.000	68.79	2:26.345	4
11	169	TBS	Robert MILES	Suzuki - The Bike Shop Long Eaton	5	12:57.509	39.427	0.664	68.73	2:32.319	5
12	82	TBS	Paul BEAVIS	R Yamaha -	5	13:07.798	49.716	10.289	67.83	2:30.993	5
13	85	TBS	Andrew KITE	Ducati - Finology Limited	5	13:10.533	52.451	2.735	67.60	2:30.720	5
14	40	TBS	Simon SNOWDEN	Ducati - Wheels Motorcycles Peterborough	5	13:13.901	55.819	3.368	67.31	2:33.470	5
15	54	TBS	Eric GORRIDGE	Kawasaki -	5	13:15.026	56.944	1.125	67.21	2:31.694	5
16	58	TBS	Steve YOUNG	Kawasaki - Cadmatic	5	13:27.325	1:09.243	12.299	66.19	2:37.720	5
17	86	TBS	Steve RICHARDS	R Honda -	5	13:50.540	1:32.458	23.215	64.34	2:37.902	5
18	73	TBS	Vincent LEWIN	Suzuki - Vinitwin Racing DotCo	5	13:51.512	1:33.430	0.972	64.26	2:38.980	5
19	59	TBS	Danielle COOPER	Kawasaki - ePayMe	5	14:34.948	2:16.866	2.149	61.07	2:49.650	5
20	56	TBS	Jason SOILLEUX	Ducati -	5	14:40.390	2:22.308	5.442	60.70	2:46.471	5
DNF	152	TBS	Paul JOHNSTON	Suzuki - ePayMe	3	7:29.717	2 Laps	1 Lap	71.29	2:27.185	3
DNF	12	TBS	Andrew GILL	Kawasaki -	2	5:26.585	3 Laps	1 Lap	65.45	2:38.306	2
DNF	19	TBS	Stephen SWEETMAN	Suzuki -	1	2:50.581	4 Laps	1 Lap	62.65	2:50.581	1
DNF	43	TBS	Colin WALKEY	Kawasaki - ELP Racing	0						0

FASTEST LAP

37	TBS	Stephen WILSON	Suzuki -	5	2:23.849	74.30 mph	119.57 kph
23	S	Carl MITCHELL	Kawasaki - Erith Group	5	2:33.254	69.74 mph	112.23 kph

Class S - 90% of race speed - 55.53mph
 Class TBS - 90% of race speed - 65.16mph

Snetterton 300
 Circuit Length = 2.9689 miles
 Start: 11:47 Flag 12:00 End: 12:03

Weather / Track : Cloudy / Wet

These results are provisional until the conclusion of any judicial and technical matters.

Clerk Of Course :	Timekeeper :
-------------------	--------------

Results can be found at www.tsl-timing.com

Printed - 12:09 Saturday, 25 April 2015



BMCRC - MRO Championships 2015 - Rnd 2 @ Snetterton 300

Thunderbike Sport & Senior 300 Series

RACE 2 - LAP CHART

LAP 1 @ 11:50:27.108			LAP 2 @ 11:52:55.122			LAP 3 @ 11:55:22.112			LAP 4 @ 11:57:47.300			LAP 5 @ 12:00:11.488		
NO	BEHIND	LAP TIME	NO	BEHIND	LAP TIME	NO	BEHIND	LAP TIME	NO	BEHIND	LAP TIME	NO	BEHIND	LAP TIME
6		2:33.702	6		2:28.014	6		2:26.990	6		2:25.188	6		2:24.188
152	0.573	2:34.275	152	0.816	2:28.257	152	1.011	2:27.185	51	3.949	2:27.030	51	6.251	2:26.490
139	1.677	2:35.379	51	2.290	2:28.173	51	2.107	2:26.807	139	14.128	2:29.811	73	1 Lap	2:47.399
51	2.131	2:35.833	139	5.211	2:31.548	139	9.505	2:31.284	22	14.653	2:29.966	64	1 Lap	2:48.515
22	4.120	2:37.822	22	6.135	2:30.029	22	9.875	2:30.730	70	18.262	2:28.666	139	18.407	2:28.467
32	6.736	2:40.438	32	9.265	2:30.543	70	14.784	2:28.911	37	19.476	2:27.767	22	18.811	2:28.346
37	7.100	2:40.802	37	10.652	2:31.566	32	16.687	2:34.412	32	22.844	2:31.345	70	18.838	2:24.764
81	8.349	2:42.051	81	11.729	2:31.394	37	16.897	2:33.235	81	23.035	2:30.723	37	19.137	2:23.849
27	10.755	2:44.457	70	12.863	2:29.654	81	17.500	2:32.761	30	1 Lap	3:01.433	27	31.271	2:30.457
169	11.125	2:44.827	27	15.242	2:32.501	27	19.800	2:31.548	27	25.002	2:30.390	81	31.315	2:32.468
70	11.223	2:44.925	169	17.972	2:34.861	169	23.958	2:32.976	169	31.296	2:32.526	32	33.763	2:35.107
12	14.577	2:48.279	40	23.030	2:36.180	65	33.389	2:34.337	65	34.546	2:26.345	65	38.763	2:28.405
40	14.864	2:48.566	12	24.869	2:38.306	40	33.713	2:37.673	82	42.911	2:33.664	169	39.427	2:32.319
58	16.350	2:50.052	65	26.042	2:36.292	82	34.435	2:34.416	85	45.919	2:34.234	82	49.716	2:30.993
19	16.879	2:50.581	58	26.724	2:38.388	85	36.873	2:34.679	40	46.537	2:38.012	85	52.451	2:30.720
82	17.389	2:51.091	82	27.009	2:37.634	58	40.794	2:41.060	54	49.438	2:33.699	40	55.819	2:33.470
65	17.764	2:51.466	85	29.184	2:38.389	54	40.927	2:36.821	58	55.711	2:40.105	54	56.944	2:31.694
85	18.809	2:52.511	54	31.096	2:39.720	73	1:03.367	2:43.009	73	1:18.638	2:40.459	30	1 Lap	2:57.270
54	19.390	2:53.092	73	47.348	2:48.132	86	1:05.068	2:43.215	86	1:18.744	2:38.864	58	1:09.243	2:37.720
73	27.230	3:00.932	86	48.843	2:47.503	59	1:23.652	2:53.157	59	1:51.404	2:52.940	86	1:32.458	2:37.902
86	29.354	3:03.056	59	57.485	2:55.429	56	1:37.050	2:50.480	23	1:58.969	2:37.736	73	1:33.430	2:38.980
59	30.070	3:03.772	56	1:13.560	2:55.370	23	1:46.421	2:39.305	56	2:00.025	2:48.163	23	2:08.035	2:33.254
56	46.204	3:19.906	23	1:34.106	2:40.284	9	1:46.748	2:39.113	9	2:01.917	2:40.357	25	2:13.820	2:35.444
23	1:21.836	3:55.538	9	1:34.625	2:39.889	25	1:50.901	2:41.310	93	2:02.306	2:36.545	9	2:14.399	2:36.670
9	1:22.750	3:56.452	25	1:36.581	2:40.568	93	1:50.949	2:38.841	25	2:02.564	2:36.851	93	2:14.717	2:36.599
25	1:24.027	3:57.729	93	1:39.098	2:41.972	71	1:53.182	2:40.963	71	2:08.031	2:40.037	59	2:16.866	2:49.650
93	1:25.140	3:58.842	71	1:39.209	2:42.048	39	2:01.475	2:42.949	39	2:17.559	2:41.272	56	2:22.308	2:46.471
71	1:25.175	3:58.877	39	1:45.516	2:44.080	132	2:01.975	2:41.642	132	2:18.092	2:41.305	71	2:24.780	2:40.937
39	1:29.450	4:03.152	132	1:47.323	2:44.569	73	2:09.330	2:45.631				39	2:34.134	2:40.763
73	1:30.539	4:04.241	73	1:50.689	2:48.164	64	2:16.415	2:48.195				132	2:36.643	2:42.739
132	1:30.768	4:04.470	64	1:55.210	2:49.792									
64	1:33.432	4:07.134	30	2:15.637	3:01.444									
30	1:42.207	4:15.909												

Weather / Track : Cloudy / Wet

Results can be found at www.tsl-timing.com

Snetterton 300

Circuit Length = 2.9689 miles

Start: 11:47 Flag 12:00 End: 12:03

Printed - 12:11 Saturday, 25 April 2015

BMCRC - MRO Championships 2015 - Rnd 2 @ Snetterton 300

Thunderbike Sport & Senior 300 Series

RACE 2 - SECTOR ANALYSIS

SECTOR 1 = FL to I1, SECTOR 2 = I1 to I2, SECTOR 3 = I2 to FL, DIFF = Difference To Personal Best Lap

P1 6 TBS Martin COOPER		Ducati -				
IDEAL LAP TIME : 2:24.188	BEST LAP TIME : 2:24.188	DIFFERENCE : 0.000				
LAP	SECTOR 1	SECTOR 2	LAP TIME	MPH	DIFF	TIME OF DAY
1 -		50.568	2:33.702	69.53	9.514	11:50:27.108
2 -	1:37.592	50.422	2:28.014	72.20	3.826	11:52:55.122
3 -	1:36.798	50.192	2:26.990 (3)	72.71	2.802	11:55:22.112
4 -	1:36.020	49.168	2:25.188 (2)	73.61	1.000	11:57:47.300
5 -	1:35.268	48.920	2:24.188 (1)	74.12		12:00:11.488

P2 51 TBS Emma JARMAN		Kawasaki -				
IDEAL LAP TIME : 2:26.490	BEST LAP TIME : 2:26.490	DIFFERENCE : 0.000				
LAP	SECTOR 1	SECTOR 2	LAP TIME	MPH	DIFF	TIME OF DAY
1 -		49.653	2:35.833	68.58	9.343	11:50:29.239
2 -	1:37.872	50.301	2:28.173	72.13	1.683	11:52:57.412
3 -	1:37.633	49.174	2:26.807 (2)	72.80	0.317	11:55:24.219
4 -	1:37.828	49.202	2:27.030 (3)	72.69	0.540	11:57:51.249
5 -	1:37.379	49.111	2:26.490 (1)	72.96		12:00:17.739

P3 139 TBS Byron KIRK		Suzuki -				
IDEAL LAP TIME : 2:28.467	BEST LAP TIME : 2:28.467	DIFFERENCE : 0.000				
LAP	SECTOR 1	SECTOR 2	LAP TIME	MPH	DIFF	TIME OF DAY
1 -		50.534	2:35.379	68.78	6.912	11:50:28.785
2 -	1:40.239	51.309	2:31.548	70.52	3.081	11:53:00.333
3 -	1:39.979	51.305	2:31.284 (3)	70.64	2.817	11:55:31.617
4 -	1:39.038	50.773	2:29.811 (2)	71.34	1.344	11:58:01.428
5 -	1:38.664	49.803	2:28.467 (1)	71.98		12:00:29.895

P4 22 TBS Dave HARVIEK		HRC Deltablade - SW Roofing Group				
IDEAL LAP TIME : 2:28.346	BEST LAP TIME : 2:28.346	DIFFERENCE : 0.000				
LAP	SECTOR 1	SECTOR 2	LAP TIME	MPH	DIFF	TIME OF DAY
1 -		51.183	2:37.822	67.72	9.476	11:50:31.228
2 -	1:39.895	50.134	2:30.029 (3)	71.24	1.683	11:53:01.257
3 -	1:40.012	50.718	2:30.730	70.90	2.384	11:55:31.987
4 -	1:39.355	50.611	2:29.966 (2)	71.27	1.620	11:58:01.953
5 -	1:38.827	49.519	2:28.346 (1)	72.04		12:00:30.299

P5 70 TBS Peter THORNTON		Kawasaki - Cadmatic				
IDEAL LAP TIME : 2:24.764	BEST LAP TIME : 2:24.764	DIFFERENCE : 0.000				
LAP	SECTOR 1	SECTOR 2	LAP TIME	MPH	DIFF	TIME OF DAY
1 -		51.870	2:44.925	64.80	20.161	11:50:38.331
2 -	1:38.905	50.749	2:29.654	71.41	4.890	11:53:07.985
3 -	1:38.946	49.965	2:28.911 (3)	71.77	4.147	11:55:36.896
4 -	1:38.441	50.225	2:28.666 (2)	71.89	3.902	11:58:05.562
5 -	1:36.157	48.607	2:24.764 (1)	73.83		12:00:30.326

P6 37 TBS Stephen WILSON		Suzuki -				
IDEAL LAP TIME : 2:23.849	BEST LAP TIME : 2:23.849	DIFFERENCE : 0.000				
LAP	SECTOR 1	SECTOR 2	LAP TIME	MPH	DIFF	TIME OF DAY
1 -		51.890	2:40.802	66.46	16.953	11:50:34.208
2 -	1:40.499	51.067	2:31.566 (3)	70.51	7.717	11:53:05.774
3 -	1:41.115	52.120	2:33.235	69.74	9.386	11:55:39.009
4 -	1:37.794	49.973	2:27.767 (2)	72.33	3.918	11:58:06.776
5 -	1:35.856	47.993	2:23.849 (1)	74.30		12:00:30.625

P7 27 TBS William SMITH		Kawasaki -				
IDEAL LAP TIME : 2:29.605	BEST LAP TIME : 2:30.390	DIFFERENCE : 0.785				
LAP	SECTOR 1	SECTOR 2	LAP TIME	MPH	DIFF	TIME OF DAY

Weather / Track : Cloudy / Wet

Snetterton 300
Circuit Length = 2.9689 miles
Start: 11:47 Flag 12:00 End: 12:03

BMCRC - MRO Championships 2015 - Rnd 2 @ Snetterton 300

Thunderbike Sport & Senior 300 Series

RACE 2 - SECTOR ANALYSIS

SECTOR 1 = FL to I1, SECTOR 2 = I1 to I2, SECTOR 3 = I2 to FL, DIFF = Difference To Personal Best Lap

1 -		53.080		2:44.457	64.98	14.067	11:50:37.863
2 -	1:41.013	51.488		2:32.501	70.08	2.111	11:53:10.364
3 -	1:40.682	50.866		2:31.548 (3)	70.52	1.158	11:55:41.912
4 -	1:39.804	50.586		2:30.390 (1)	71.06		11:58:12.302
5 -	1:39.019	51.438		2:30.457 (2)	71.03	0.067	12:00:42.759

P8 81 TBS Malvern MAY			Ducati -				
IDEAL LAP TIME : 2:30.570		BEST LAP TIME : 2:30.723		DIFFERENCE : 0.153			
LAP	SECTOR 1	SECTOR 2	LAP TIME	MPH	DIFF	TIME OF DAY	
1 -		50.413	2:42.051	65.95	11.328	11:50:35.457	
2 -	1:41.139	50.255	2:31.394 (2)	70.59	0.671	11:53:06.851	
3 -	1:40.812	51.949	2:32.761	69.96	2.038	11:55:39.612	
4 -	1:40.965	49.758	2:30.723 (1)	70.91		11:58:10.335	
5 -	1:41.791	50.677	2:32.468 (3)	70.10	1.745	12:00:42.803	

P9 32 TBS Thomas WILLIAMS			Honda -				
IDEAL LAP TIME : 2:30.373		BEST LAP TIME : 2:30.543		DIFFERENCE : 0.170			
LAP	SECTOR 1	SECTOR 2	LAP TIME	MPH	DIFF	TIME OF DAY	
1 -		51.784	2:40.438	66.61	9.895	11:50:33.844	
2 -	1:39.918	50.625	2:30.543 (1)	70.99		11:53:04.387	
3 -	1:42.111	52.301	2:34.412 (3)	69.21	3.869	11:55:38.799	
4 -	1:40.890	50.455	2:31.345 (2)	70.62	0.802	11:58:10.144	
5 -	1:40.880	54.227	2:35.107	68.90	4.564	12:00:45.251	

P10 65 TBS Ian SOILLEUX			Suzuki -				
IDEAL LAP TIME : 2:26.345		BEST LAP TIME : 2:26.345		DIFFERENCE : 0.000			
LAP	SECTOR 1	SECTOR 2	LAP TIME	MPH	DIFF	TIME OF DAY	
1 -		55.106	2:51.466	62.33	25.121	11:50:44.872	
2 -	1:43.172	53.120	2:36.292	68.38	9.947	11:53:21.164	
3 -	1:42.617	51.720	2:34.337 (3)	69.25	7.992	11:55:55.501	
4 -	1:36.876	49.469	2:26.345 (1)	73.03		11:58:21.846	
5 -	1:38.598	49.807	2:28.405 (2)	72.01	2.060	12:00:50.251	

P11 169 TBS Robert MILES			Suzuki - The Bike Shop Long Eaton				
IDEAL LAP TIME : 2:32.036		BEST LAP TIME : 2:32.319		DIFFERENCE : 0.283			
LAP	SECTOR 1	SECTOR 2	LAP TIME	MPH	DIFF	TIME OF DAY	
1 -		52.589	2:44.827	64.84	12.508	11:50:38.233	
2 -	1:43.153	51.708	2:34.861	69.01	2.542	11:53:13.094	
3 -	1:41.622	51.354	2:32.976 (3)	69.86	0.657	11:55:46.070	
4 -	1:41.536	50.990	2:32.526 (2)	70.07	0.207	11:58:18.596	
5 -	1:41.819	50.500	2:32.319 (1)	70.16		12:00:50.915	

P12 82 TBS Paul BEAVIS			Yamaha -				
IDEAL LAP TIME : 2:30.993		BEST LAP TIME : 2:30.993		DIFFERENCE : 0.000			
LAP	SECTOR 1	SECTOR 2	LAP TIME	MPH	DIFF	TIME OF DAY	
1 -		54.869	2:51.091	62.46	20.098	11:50:44.497	
2 -	1:45.025	52.609	2:37.634	67.80	6.641	11:53:22.131	
3 -	1:41.537	52.879	2:34.416 (3)	69.21	3.423	11:55:56.547	
4 -	1:41.775	51.889	2:33.664 (2)	69.55	2.671	11:58:30.211	
5 -	1:39.795	51.198	2:30.993 (1)	70.78		12:01:01.204	

P13 85 TBS Andrew KITE			Ducati - Finology Limited				
IDEAL LAP TIME : 2:30.720		BEST LAP TIME : 2:30.720		DIFFERENCE : 0.000			
LAP	SECTOR 1	SECTOR 2	LAP TIME	MPH	DIFF	TIME OF DAY	
1 -		54.764	2:52.511	61.95	21.791	11:50:45.917	
2 -	1:45.266	53.123	2:38.389	67.47	7.669	11:53:24.306	
3 -	1:42.485	52.194	2:34.679 (3)	69.09	3.959	11:55:58.985	
4 -	1:41.289	52.945	2:34.234 (2)	69.29	3.514	11:58:33.219	

Weather / Track : Cloudy / Wet

Snetterton 300
Circuit Length = 2.9689 miles
Start: 11:47 Flag 12:00 End: 12:03

BMCRC - MRO Championships 2015 - Rnd 2 @ Snetterton 300

Thunderbike Sport & Senior 300 Series

RACE 2 - SECTOR ANALYSIS

SECTOR 1 = FL to I1, SECTOR 2 = I1 to I2, SECTOR 3 = I2 to FL, DIFF = Difference To Personal Best Lap

5 - 1:39.216 51.504 2:30.720 (1) 70.91 12:01:03.939

P14 40 TBS Simon SNOWDEN			Ducati - Wheels Motorcycles Peterborough			
IDEAL LAP TIME : 2:33.470		BEST LAP TIME : 2:33.470		DIFFERENCE : 0.000		
LAP	SECTOR 1	SECTOR 2	LAP TIME	MPH	DIFF	TIME OF DAY
1 -		53.591	2:48.566	63.40	15.096	11:50:41.972
2 -	1:43.032	53.148	2:36.180 (2)	68.43	2.710	11:53:18.152
3 -	1:43.086	54.587	2:37.673 (3)	67.78	4.203	11:55:55.825
4 -	1:44.050	53.962	2:38.012	67.64	4.542	11:58:33.837
5 -	1:40.390	53.080	2:33.470 (1)	69.64		12:01:07.307

P15 54 TBS Eric GORRIDGE			Kawasaki -			
IDEAL LAP TIME : 2:31.694		BEST LAP TIME : 2:31.694		DIFFERENCE : 0.000		
LAP	SECTOR 1	SECTOR 2	LAP TIME	MPH	DIFF	TIME OF DAY
1 -		55.021	2:53.092	61.74	21.398	11:50:46.498
2 -	1:46.624	53.096	2:39.720	66.91	8.026	11:53:26.218
3 -	1:42.859	53.962	2:36.821 (3)	68.15	5.127	11:56:03.039
4 -	1:41.758	51.941	2:33.699 (2)	69.53	2.005	11:58:36.738
5 -	1:40.195	51.499	2:31.694 (1)	70.45		12:01:08.432

P16 58 TBS Steve YOUNG			Kawasaki - Cadmatic			
IDEAL LAP TIME : 2:37.297		BEST LAP TIME : 2:37.720		DIFFERENCE : 0.423		
LAP	SECTOR 1	SECTOR 2	LAP TIME	MPH	DIFF	TIME OF DAY
1 -		54.452	2:50.052	62.85	12.332	11:50:43.458
2 -	1:43.840	54.548	2:38.388 (2)	67.48	0.668	11:53:21.846
3 -	1:45.319	55.741	2:41.060	66.36	3.340	11:56:02.906
4 -	1:46.379	53.726	2:40.105 (3)	66.75	2.385	11:58:43.011
5 -	1:43.571	54.149	2:37.720 (1)	67.76		12:01:20.731

P17 86 TBS Steve RICHARDS			Honda -			
IDEAL LAP TIME : 2:37.902		BEST LAP TIME : 2:37.902		DIFFERENCE : 0.000		
LAP	SECTOR 1	SECTOR 2	LAP TIME	MPH	DIFF	TIME OF DAY
1 -		1:00.023	3:03.056	58.38	25.154	11:50:56.462
2 -	1:51.096	56.407	2:47.503	63.80	9.601	11:53:43.965
3 -	1:47.888	55.327	2:43.215 (3)	65.48	5.313	11:56:27.180
4 -	1:44.280	54.584	2:38.864 (2)	67.27	0.962	11:59:06.044
5 -	1:43.697	54.205	2:37.902 (1)	67.68		12:01:43.946

P18 73 TBS Vincent LEWIN			Suzuki - Vinitwin Racing DotCo			
IDEAL LAP TIME : 2:38.980		BEST LAP TIME : 2:38.980		DIFFERENCE : 0.000		
LAP	SECTOR 1	SECTOR 2	LAP TIME	MPH	DIFF	TIME OF DAY
1 -		57.587	3:00.932	59.07	21.952	11:50:54.338
2 -	1:50.632	57.500	2:48.132	63.56	9.152	11:53:42.470
3 -	1:46.318	56.691	2:43.009 (3)	65.56	4.029	11:56:25.479
4 -	1:44.687	55.772	2:40.459 (2)	66.60	1.479	11:59:05.938
5 -	1:44.439	54.541	2:38.980 (1)	67.22		12:01:44.918

P19 23 S Carl MITCHELL			Kawasaki - Erith Group			
IDEAL LAP TIME : 2:33.254		BEST LAP TIME : 2:33.254		DIFFERENCE : 0.000		
LAP	SECTOR 1	SECTOR 2	LAP TIME	MPH	DIFF	TIME OF DAY
1 -		54.004	3:55.538	45.37	1:22.284	11:51:48.944
2 -	1:45.791	54.493	2:40.284	66.68	7.030	11:54:29.228
3 -	1:45.503	53.802	2:39.305 (3)	67.09	6.051	11:57:08.533
4 -	1:45.790	51.946	2:37.736 (2)	67.75	4.482	11:59:46.269
5 -	1:42.232	51.022	2:33.254 (1)	69.74		12:02:19.523

Weather / Track : Cloudy / Wet

Snetterton 300
Circuit Length = 2.9689 miles
Start: 11:47 Flag 12:00 End: 12:03

BMCRC - MRO Championships 2015 - Rnd 2 @ Snetterton 300

Thunderbike Sport & Senior 300 Series

RACE 2 - SECTOR ANALYSIS

SECTOR 1 = FL to I1, SECTOR 2 = I1 to I2, SECTOR 3 = I2 to FL, DIFF = Difference To Personal Best Lap

P20		25 S		Leon JONES		Kawasaki -	
IDEAL LAP TIME : 2:35.444		BEST LAP TIME : 2:35.444		DIFFERENCE : 0.000			
LAP	SECTOR 1	SECTOR 2	LAP TIME	MPH	DIFF	TIME OF DAY	
1 -		55.550	3:57.729	44.95	1:22.285	11:51:51.135	
2 -	1:45.131	55.437	2:40.568 (3)	66.56	5.124	11:54:31.703	
3 -	1:46.208	55.102	2:41.310	66.25	5.866	11:57:13.013	
4 -	1:43.619	53.232	2:36.851 (2)	68.14	1.407	11:59:49.864	
5 -	1:42.593	52.851	2:35.444 (1)	68.75		12:02:25.308	

P21		9 S		Graham HAW		Kawasaki - Graham Haw Joinery	
IDEAL LAP TIME : 2:36.670		BEST LAP TIME : 2:36.670		DIFFERENCE : 0.000			
LAP	SECTOR 1	SECTOR 2	LAP TIME	MPH	DIFF	TIME OF DAY	
1 -		54.674	3:56.452	45.20	1:19.782	11:51:49.858	
2 -	1:46.062	53.827	2:39.889 (3)	66.84	3.219	11:54:29.747	
3 -	1:45.798	53.315	2:39.113 (2)	67.17	2.443	11:57:08.860	
4 -	1:46.306	54.051	2:40.357	66.65	3.687	11:59:49.217	
5 -	1:43.854	52.816	2:36.670 (1)	68.22		12:02:25.887	

P22		93 S		Monica ISAAC		Kawasaki - Fins Motorcycles	
IDEAL LAP TIME : 2:35.506		BEST LAP TIME : 2:36.545		DIFFERENCE : 1.039			
LAP	SECTOR 1	SECTOR 2	LAP TIME	MPH	DIFF	TIME OF DAY	
1 -		54.901	3:58.842	44.74	1:22.297	11:51:52.248	
2 -	1:46.986	54.986	2:41.972	65.98	5.427	11:54:34.220	
3 -	1:45.452	53.389	2:38.841 (3)	67.28	2.296	11:57:13.061	
4 -	1:43.538	53.007	2:36.545 (1)	68.27		11:59:49.606	
5 -	1:44.631	51.968	2:36.599 (2)	68.25	0.054	12:02:26.205	

P23		59 TBS		Danielle COOPER		Kawasaki - ePayMe	
IDEAL LAP TIME : 2:49.650		BEST LAP TIME : 2:49.650		DIFFERENCE : 0.000			
LAP	SECTOR 1	SECTOR 2	LAP TIME	MPH	DIFF	TIME OF DAY	
1 -		1:00.327	3:03.772	58.15	14.122	11:50:57.178	
2 -	1:55.236	1:00.193	2:55.429	60.92	5.779	11:53:52.607	
3 -	1:53.821	59.336	2:53.157 (3)	61.72	3.507	11:56:45.764	
4 -	1:53.663	59.277	2:52.940 (2)	61.80	3.290	11:59:38.704	
5 -	1:52.125	57.525	2:49.650 (1)	63.00		12:02:28.354	

P24		56 TBS		Jason SOILLEUX		Ducati -	
IDEAL LAP TIME : 2:46.471		BEST LAP TIME : 2:46.471		DIFFERENCE : 0.000			
LAP	SECTOR 1	SECTOR 2	LAP TIME	MPH	DIFF	TIME OF DAY	
1 -		1:00.873	3:19.906	53.46	33.435	11:51:13.312	
2 -	1:56.141	59.229	2:55.370	60.94	8.899	11:54:08.682	
3 -	1:52.823	57.657	2:50.480 (3)	62.69	4.009	11:56:59.162	
4 -	1:50.508	57.655	2:48.163 (2)	63.55	1.692	11:59:47.325	
5 -	1:49.411	57.060	2:46.471 (1)	64.20		12:02:33.796	

P25		71 S		Chad JENNER		Kawasaki - AUDIOENERGY LTD	
IDEAL LAP TIME : 2:40.037		BEST LAP TIME : 2:40.037		DIFFERENCE : 0.000			
LAP	SECTOR 1	SECTOR 2	LAP TIME	MPH	DIFF	TIME OF DAY	
1 -		54.472	3:58.877	44.74	1:18.840	11:51:52.283	
2 -	1:48.161	53.887	2:42.048	65.95	2.011	11:54:34.331	
3 -	1:47.910	53.053	2:40.963 (3)	66.40	0.926	11:57:15.294	
4 -	1:47.166	52.871	2:40.037 (1)	66.78		11:59:55.331	
5 -	1:47.651	53.286	2:40.937 (2)	66.41	0.900	12:02:36.268	

P26		39 S		Patrick SMITH		Kawasaki -	
IDEAL LAP TIME : 2:40.260		BEST LAP TIME : 2:40.763		DIFFERENCE : 0.503			
LAP	SECTOR 1	SECTOR 2	LAP TIME	MPH	DIFF	TIME OF DAY	
1 -							
2 -							
3 -							
4 -							
5 -							

Weather / Track : Cloudy / Wet

Snetterton 300
Circuit Length = 2.9689 miles
Start: 11:47 Flag 12:00 End: 12:03

BMCRC - MRO Championships 2015 - Rnd 2 @ Snetterton 300

Thunderbike Sport & Senior 300 Series

RACE 2 - SECTOR ANALYSIS

SECTOR 1 = FL to I1, SECTOR 2 = I1 to I2, SECTOR 3 = I2 to FL, DIFF = Difference To Personal Best Lap

1 -		56.270	4:03.152	43.95	1:22.389	11:51:56.558
2 -	1:49.624	54.456	2:44.080	65.13	3.317	11:54:40.638
3 -	1:48.715	54.234	2:42.949 (3)	65.59	2.186	11:57:23.587
4 -	1:47.821	53.451	2:41.272 (2)	66.27	0.509	12:00:04.859
5 -	1:46.809	53.954	2:40.763 (1)	66.48		12:02:45.622

P27 132 S Paul ROBSON		Kawasaki - London First Aid				
IDEAL LAP TIME : 2:41.305		BEST LAP TIME : 2:41.305		DIFFERENCE : 0.000		
LAP	SECTOR 1	SECTOR 2	LAP TIME	MPH	DIFF	TIME OF DAY
1 -		56.404	4:04.470	43.71	1:23.165	11:51:57.876
2 -	1:49.562	55.007	2:44.569	64.94	3.264	11:54:42.445
3 -	1:47.493	54.149	2:41.642 (2)	66.12	0.337	11:57:24.087
4 -	1:47.239	54.066	2:41.305 (1)	66.26		12:00:05.392
5 -	1:47.473	55.266	2:42.739 (3)	65.67	1.434	12:02:48.131

P28 73 S Michael SHARMAN		Kawasaki -				
IDEAL LAP TIME : 2:45.631		BEST LAP TIME : 2:45.631		DIFFERENCE : 0.000		
LAP	SECTOR 1	SECTOR 2	LAP TIME	MPH	DIFF	TIME OF DAY
1 -		58.015	4:04.241	43.76	1:18.610	11:51:57.647
2 -	1:51.220	56.944	2:48.164 (3)	63.55	2.533	11:54:45.811
3 -	1:49.172	56.459	2:45.631 (1)	64.52		11:57:31.442
4 -	1:50.827	56.572	2:47.399 (2)	63.84	1.768	12:00:18.841

P29 64 S Mike DEVAL		Kawasaki -				
IDEAL LAP TIME : 2:48.195		BEST LAP TIME : 2:48.195		DIFFERENCE : 0.000		
LAP	SECTOR 1	SECTOR 2	LAP TIME	MPH	DIFF	TIME OF DAY
1 -		57.538	4:07.134	43.24	1:18.939	11:52:00.540
2 -	1:53.066	56.726	2:49.792 (3)	62.94	1.597	11:54:50.332
3 -	1:52.294	55.901	2:48.195 (1)	63.54		11:57:38.527
4 -	1:52.405	56.110	2:48.515 (2)	63.42	0.320	12:00:27.042

P30 30 S Malcolm HOWELL		Kawasaki -				
IDEAL LAP TIME : 2:57.270		BEST LAP TIME : 2:57.270		DIFFERENCE : 0.000		
LAP	SECTOR 1	SECTOR 2	LAP TIME	MPH	DIFF	TIME OF DAY
1 -		1:00.788	4:15.909	41.76	1:18.639	11:52:09.315
2 -	2:01.293	1:00.151	3:01.444 (3)	58.90	4.174	11:55:10.759
3 -	2:01.051	1:00.382	3:01.433 (2)	58.90	4.163	11:58:12.192
4 -	1:58.374	58.896	2:57.270 (1)	60.29		12:01:09.462

P31 152 TBS Paul JOHNSTON		Suzuki - ePayMe				
IDEAL LAP TIME : 2:27.185		BEST LAP TIME : 2:27.185		DIFFERENCE : 0.000		
LAP	SECTOR 1	SECTOR 2	LAP TIME	MPH	DIFF	TIME OF DAY
1 -		50.939	2:34.275 (3)	69.27	7.090	11:50:27.681
2 -	1:38.111	50.146	2:28.257 (2)	72.09	1.072	11:52:55.938
3 -	1:37.550	49.635	2:27.185 (1)	72.61		11:55:23.123

P32 12 TBS Andrew GILL		Kawasaki -				
IDEAL LAP TIME : 2:37.062		BEST LAP TIME : 2:38.306		DIFFERENCE : 1.244		
LAP	SECTOR 1	SECTOR 2	LAP TIME	MPH	DIFF	TIME OF DAY
1 -		53.552	2:48.279 (2)	63.51	9.973	11:50:41.685
2 -	1:43.510	54.796	2:38.306 (1)	67.51		11:53:19.991

P33 19 TBS Stephen SWEETMAN		Suzuki -				
IDEAL LAP TIME :		BEST LAP TIME : 2:50.581		DIFFERENCE :		
LAP	SECTOR 1	SECTOR 2	LAP TIME	MPH	DIFF	TIME OF DAY
1 -		54.444	2:50.581 (1)	62.65		11:50:43.987

Weather / Track : Cloudy / Wet

Snetterton 300
Circuit Length = 2.9689 miles
Start: 11:47 Flag 12:00 End: 12:03

BMCRC - MRO Championships 2015 - Rnd 2 @ Snetterton 300

Thunderbike Sport & Senior 300 Series

RACE 2 - BEST SECTORS

SECTOR 1			SECTOR 2			IDEAL / BEST COMPARISON						
POS	NO	NAME	TIME	NO	NAME	TIME	POS	NO	NAME	IDEAL	BEST	DIFF
									PERFECT LAP	2:23.261		
1	6	COOPER	1:35.268	37	WILSON	47.993	1	37	WILSON	2:23.849	2:23.849	0.000
2	37	WILSON	1:35.856	70	THORNTON	48.607	2	6	COOPER	2:24.188	2:24.188	0.000
3	70	THORNTON	1:36.157	6	COOPER	48.920	3	70	THORNTON	2:24.764	2:24.764	0.000
4	65	SOILLEUX	1:36.876	51	JARMAN	49.111	4	65	SOILLEUX	2:26.345	2:26.345	0.000
5	51	JARMAN	1:37.379	65	SOILLEUX	49.469	5	51	JARMAN	2:26.490	2:26.490	0.000
6	152	JOHNSTON	1:37.550	22	HARVIEK	49.519	6	152	JOHNSTON	2:27.185	2:27.185	0.000
7	139	KIRK	1:38.664	152	JOHNSTON	49.635	7	22	HARVIEK	2:28.346	2:28.346	0.000
8	22	HARVIEK	1:38.827	81	MAY	49.758	8	139	KIRK	2:28.467	2:28.467	0.000
9	27	SMITH	1:39.019	139	KIRK	49.803	9	27	SMITH	2:29.605	2:30.390	0.785
10	85	KITE	1:39.216	32	WILLIAMS	50.455	10	32	WILLIAMS	2:30.373	2:30.543	0.170
11	82	BEAVIS	1:39.795	169	MILES	50.500	11	81	MAY	2:30.570	2:30.723	0.153
12	32	WILLIAMS	1:39.918	27	SMITH	50.586	12	85	KITE	2:30.720	2:30.720	0.000
13	54	GORRIDGE	1:40.195	23	MITCHELL	51.022	13	82	BEAVIS	2:30.993	2:30.993	0.000
14	40	SNOWDEN	1:40.390	82	BEAVIS	51.198	14	54	GORRIDGE	2:31.694	2:31.694	0.000
15	81	MAY	1:40.812	54	GORRIDGE	51.499	15	169	MILES	2:32.036	2:32.319	0.283
16	169	MILES	1:41.536	85	KITE	51.504	16	23	MITCHELL	2:33.254	2:33.254	0.000
17	23	MITCHELL	1:42.232	93	ISAAC	51.968	17	40	SNOWDEN	2:33.470	2:33.470	0.000
18	25	JONES	1:42.593	9	HAW	52.816	18	25	JONES	2:35.444	2:35.444	0.000
19	12	GILL	1:43.510	25	JONES	52.851	19	93	ISAAC	2:35.506	2:36.545	1.039
20	93	ISAAC	1:43.538	71	JENNER	52.871	20	9	HAW	2:36.670	2:36.670	0.000
21	58	YOUNG	1:43.571	40	SNOWDEN	53.080	21	12	GILL	2:37.062	2:38.306	1.244
22	86	RICHARDS	1:43.697	39	SMITH	53.451	22	58	YOUNG	2:37.297	2:37.720	0.423
23	9	HAW	1:43.854	12	GILL	53.552	23	86	RICHARDS	2:37.902	2:37.902	0.000
24	73	LEWIN	1:44.439	58	YOUNG	53.726	24	73	LEWIN	2:38.980	2:38.980	0.000
25	39	SMITH	1:46.809	132	ROBSON	54.066	25	71	JENNER	2:40.037	2:40.037	0.000
26	71	JENNER	1:47.166	86	RICHARDS	54.205	26	39	SMITH	2:40.260	2:40.763	0.503
27	132	ROBSON	1:47.239	19	SWEETMAN	54.444	27	132	ROBSON	2:41.305	2:41.305	0.000
28	73	SHARMAN	1:49.172	73	LEWIN	54.541	28	73	SHARMAN	2:45.631	2:45.631	0.000
29	56	SOILLEUX	1:49.411	64	DEVALL	55.901	29	56	SOILLEUX	2:46.471	2:46.471	0.000
30	59	COOPER	1:52.125	73	SHARMAN	56.459	30	64	DEVALL	2:48.195	2:48.195	0.000
31	64	DEVALL	1:52.294	56	SOILLEUX	57.060	31	59	COOPER	2:49.650	2:49.650	0.000
32	30	HOWELL	1:58.374	59	COOPER	57.525	32	30	HOWELL	2:57.270	2:57.270	0.000
33				30	HOWELL	58.896	33	19	SWEETMAN		2:50.581	
34												

Weather / Track : Cloudy / Wet

Results can be found at www.tsl-timing.com

Snetterton 300

Circuit Length = 2.9689 miles

Start: 11:47 Flag 12:00 End: 12:03

Printed - 12:10 Saturday, 25 April 2015

BMCRC - MRO Championships 2015 - Rnd 2 @ Snetterton 300

Thunderbike Sport & Senior 300 Series

RACE 13 - GRID (5 Laps)



ROW 15		44	2	Lee HARDY	43	30	Malcolm HOWELL					
ROW 14	42	64	Mike DEVAL	41	73	Michael SHARMAN	40	132	Paul ROBSON			
ROW 13		39	39	Patrick SMITH	38	71	Chad JENNER	37	93	Monica ISAAC		
ROW 12	36	9	Graham HAW	35	25	Leon JONES	34	23	Carl MITCHELL			
ROW 11												
ROW 10												
ROW 9							25	3	Marcus NEWALL			
ROW 8	24	43	Colin WALKEY	23	19	Stephen SWEETMAN	22	12	Andrew GILL			
ROW 7				21	152	Paul JOHNSTON	20	56	Jason SOILLEUX	19	59	Danielle COOPER
ROW 6	18	73	Vincent LEWIN	17	86	Steve RICHARDS	16	58	Steve YOUNG			
ROW 5				15	54	Eric GORRIDGE	14	40	Simon SNOWDEN	13	85	Andrew KITE
ROW 4	12	82	Paul BEAVIS	11	169	Robert MILES	10	65	Ian SOILLEUX			
ROW 3				9	32	Thomas WILLIAMS	8	81	Malvern MAY	7	27	William SMITH
ROW 2	6	37	Stephen WILSON	5	70	Peter THORNTON	4	22	Dave HARVIEK			
ROW 1				3	139	Byron KIRK	2	51	Emma JARMAN	1	6	Martin COOPER

Pole

Snetterton 300
Circuit Length = 2.9689 miles

These results are provisional until the conclusion of any judicial and technical matters.

Clerk Of Course :	Timekeeper :
-------------------	--------------

Results can be found at www.tsl-timing.com

Printed - 12:15 Saturday, 25 April 2015



BMCRC - MRO Championships 2015 - Rnd 2 @ Snetterton 300

Thunderbike Sport & Senior 300 Series

RACE 13 - CLASSIFICATION



CLASS : S											
POS	NO	CL	NAME	ENTRY	LAPS	TIME	GAP	DIFF	MPH	BEST	ON
1	23	S	Carl MITCHELL	Kawasaki - Erith Group	5	12:34.483			70.83	2:23.118	3
2	9	S	Graham HAW	Kawasaki - Graham Haw Joinery	5	12:57.375	2:01.316	22.892	68.74	2:26.441	2
3	25	S	Leon JONES	Kawasaki -	5	13:01.507	2:05.448	4.132	68.38	2:28.860	4
4	2	S	Lee HARDY	Kawasaki - Amy & Eric Hardy	5	13:18.798	2:22.739	17.291	66.90	2:30.484	5
5	71	S	Chad JENNER	Kawasaki - AUDIOENERGY LTD	5	13:18.918	2:22.859	0.120	66.89	2:29.926	5
6	93	S	Monica ISAAC	Kawasaki - Fins Motorcycles	5	13:20.128	2:24.069	1.210	66.78	2:31.176	5
7	132	S	Paul ROBSON	Kawasaki - London First Aid	5	13:26.523	2:30.464	6.395	66.26	2:31.968	4
8	64	S	Mike DEVALL	Kawasaki -	4	11:08.019	1 Lap	1 Lap	63.99	2:36.216	4
9	39	S	Patrick SMITH	Kawasaki -	4	11:19.158	1 Lap	11.139	62.94	2:38.575	3
10	73	S	Michael SHARMAN	Kawasaki -	4	11:27.525	1 Lap	8.367	62.18	2:43.287	4
11	30	S	Malcolm HOWELL	Kawasaki -	4	12:13.168	1 Lap	45.643	58.31	2:53.535	3

CLASS : TBS											
POS	NO	CL	NAME	ENTRY	LAPS	TIME	GAP	DIFF	MPH	BEST	ON
1	139	TBS	Byron KIRK	Suzuki -	5	10:56.059			81.45	2:09.447	4
2	51	TBS	Emma JARMAN	Kawasaki -	5	10:57.393	1.334	1.334	81.29	2:09.066	5
3	6	TBS	Martin COOPER	Ducati -	5	11:19.629	23.570	22.236	78.63	2:14.274	4
4	37	TBS	Stephen WILSON	Suzuki -	5	11:21.079	25.020	1.450	78.46	2:12.639	5
5	152	TBS	Paul JOHNSTON	Suzuki - ePayMe	5	11:21.471	25.412	0.392	78.41	2:12.541	5
6	81	TBS	Malvern MAY	Ducati -	5	11:28.389	32.330	6.918	77.63	2:14.972	5
7	40	TBS	Simon SNOWDEN	Ducati - Wheels Motorcycles Peterborough	5	11:34.328	38.269	5.939	76.96	2:15.967	2
8	70	TBS	Peter THORNTON	Kawasaki - Cadmatic	5	11:35.448	39.389	1.120	76.84	2:16.732	5
9	65	TBS	Ian SOILLEUX	Suzuki -	5	11:41.576	45.517	6.128	76.17	2:15.780	5
10	169	TBS	Robert MILES	Suzuki - The Bike Shop Long Eaton	5	11:46.127	50.068	4.551	75.68	2:19.259	5
11	3	TBS	Marcus NEWALL	Suzuki - Mum & Dad	5	11:46.580	50.521	0.453	75.63	2:15.980	4
12	54	TBS	Eric GORRIDGE	Kawasaki -	5	11:49.291	53.232	2.711	75.34	2:17.718	4
13	27	TBS	William SMITH	Kawasaki -	5	11:55.375	59.316	6.084	74.70	2:20.495	2
14	82	TBS	Paul BEAVIS	R Yamaha -	5	12:00.492	1:04.433	5.117	74.17	2:19.645	4
15	22	TBS	Dave HARVIEK	HRC Deltablade - SW Roofing Group	5	12:01.417	1:05.358	0.925	74.07	2:19.460	4
16	56	TBS	Jason SOILLEUX	Ducati -	5	12:04.290	1:08.231	2.873	73.78	2:21.410	3
17	12	TBS	Andrew GILL	Kawasaki -	5	12:11.657	1:15.598	7.367	73.04	2:18.506	5
18	58	TBS	Steve YOUNG	Kawasaki - Cadmatic	5	12:16.314	1:20.255	4.657	72.57	2:24.051	5
19	73	TBS	Vincent LEWIN	Suzuki - Vinitwin Racing DotCo	5	12:19.066	1:23.007	2.752	72.30	2:23.814	5
20	32	TBS	Thomas WILLIAMS	Honda -	5	12:22.764	1:26.705	3.698	71.94	2:24.069	5
21	86	TBS	Steve RICHARDS	R Honda -	5	12:23.220	1:27.161	0.456	71.90	2:23.300	5
22	85	TBS	Andrew KITE	Ducati - Finology Limited	5	12:25.758	1:29.699	2.538	71.65	2:23.445	5
DNF	59	TBS	Danielle COOPER	Kawasaki - ePayMe	3	7:43.373	2 Laps	1 Lap	69.19	2:31.183	3
DNF	43	TBS	Colin WALKEY	Kawasaki - ELP Racing	0						0

FASTEST LAP

51	TBS	Emma JARMAN	Kawasaki -	5	2:09.066	82.81 mph	133.27 kph
23	S	Carl MITCHELL	Kawasaki - Erith Group	3	2:23.118	74.68 mph	120.18 kph

Class S - 90% of race speed - 63.74mph
 Class TBS - 90% of race speed - 73.30mph

Snetterton 300
 Circuit Length = 2.9689 miles
 Start: 15:59 Flag 16:10 End: 16:13

Weather / Track : Cloudy / Dry

These results are provisional until the conclusion of any judicial and technical matters.

Clerk Of Course :	Timekeeper :
-------------------	--------------

Results can be found at www.tsl-timing.com

Printed - 16:14 Saturday, 25 April 2015



BMCRC - MRO Championships 2015 - Rnd 2 @ Snetterton 300

Thunderbike Sport & Senior 300 Series

RACE 13 - LAP CHART

LAP 1 @ 16:02:14.734			LAP 2 @ 16:04:25.623			LAP 3 @ 16:06:35.360			LAP 4 @ 16:08:44.807			LAP 5 @ 16:10:55.070		
NO	BEHIND	LAP TIME	NO	BEHIND	LAP TIME	NO	BEHIND	LAP TIME	NO	BEHIND	LAP TIME	NO	BEHIND	LAP TIME
139		2:15.723	139		2:10.889	139		2:09.737	139		2:09.447	139		2:10.263
51	1.187	2:16.910	51	1.318	2:11.020	51	2.287	2:10.706	51	2.531	2:09.691	51	1.334	2:09.066
6	5.116	2:20.839	6	9.823	2:15.596	6	14.714	2:14.628	6	19.541	2:14.274	64	1 Lap	2:36.216
81	7.458	2:23.181	152	12.864	2:16.221	152	18.063	2:14.936	37	22.644	2:13.496	39	1 Lap	2:40.043
152	7.532	2:23.255	81	14.734	2:18.165	37	18.595	2:13.483	152	23.134	2:14.518	6	23.570	2:14.292
70	8.535	2:24.258	37	14.849	2:15.691	81	21.495	2:16.498	81	27.621	2:15.573	37	25.020	2:12.639
37	10.047	2:25.770	70	16.164	2:18.518	40	23.576	2:17.042	40	31.310	2:17.181	152	25.412	2:12.541
40	11.193	2:26.916	40	16.271	2:15.967	70	24.713	2:18.286	70	32.920	2:17.654	73	1 Lap	2:43.287
169	11.274	2:26.997	169	20.839	2:20.454	169	30.822	2:19.720	30	1 Lap	2:53.535	81	32.330	2:14.972
27	14.138	2:29.861	3	22.866	2:17.822	65	31.151	2:17.029	65	40.000	2:18.296	40	38.269	2:17.222
65	15.814	2:31.537	27	23.744	2:20.495	27	35.744	2:21.737	169	41.072	2:19.697	70	39.389	2:16.732
3	15.933	2:31.656	65	23.859	2:18.934	54	35.801	2:19.427	3	43.438	2:15.980	65	45.517	2:15.780
54	17.842	2:33.565	54	26.111	2:19.158	3	36.905	2:23.776	54	44.072	2:17.718	169	50.068	2:19.259
32	19.299	2:35.022	56	31.981	2:23.383	56	43.654	2:21.410	27	48.396	2:22.099	3	50.521	2:17.346
22	19.476	2:35.199	82	32.535	2:23.844	82	44.021	2:21.223	82	54.219	2:19.645	54	53.232	2:19.423
56	19.487	2:35.210	22	33.897	2:25.310	22	45.235	2:21.075	22	55.248	2:19.460	27	59.316	2:21.183
82	19.580	2:35.303	58	34.645	2:24.815	58	50.146	2:25.238	56	56.587	2:22.380	82	1:04.433	2:20.477
58	20.719	2:36.442	32	37.765	2:29.355	73	53.731	2:25.139	58	1:06.467	2:25.768	22	1:05.358	2:20.373
73	22.172	2:37.895	73	38.329	2:27.046	12	55.178	2:23.863	12	1:07.355	2:21.624	56	1:08.231	2:21.907
86	24.760	2:40.483	12	41.052	2:25.954	32	55.452	2:27.424	73	1:09.456	2:25.172	12	1:15.598	2:18.506
59	24.951	2:40.674	86	42.020	2:28.149	86	58.117	2:25.834	32	1:12.899	2:26.894	30	1 Lap	2:53.651
85	25.872	2:41.595	85	43.553	2:28.570	85	1:00.658	2:26.842	86	1:14.124	2:25.454	58	1:20.255	2:24.051
12	25.987	2:41.710	59	45.578	2:31.516	59	1:07.024	2:31.183	85	1:16.517	2:25.306	73	1:23.007	2:23.814
23	43.799	2:59.522	23	56.276	2:23.366	23	1:09.657	2:23.118	23	1:23.910	2:23.700	32	1:26.705	2:24.069
9	43.983	2:59.706	9	59.535	2:26.441	9	1:19.047	2:29.249	9	1:40.994	2:31.394	86	1:27.161	2:23.300
25	47.661	3:03.384	25	1:07.212	2:30.440	25	1:27.394	2:29.919	25	1:46.807	2:28.860	85	1:29.699	2:23.445
93	54.488	3:10.211	2	1:17.950	2:32.647	2	1:40.660	2:32.447	2	2:02.518	2:31.305	23	1:38.424	2:24.777
71	54.510	3:10.233	71	1:18.166	2:34.545	71	1:40.818	2:32.389	93	2:03.156	2:31.478	9	2:01.316	2:30.585
132	55.314	3:11.037	93	1:18.902	2:35.303	93	1:41.125	2:31.960	71	2:03.196	2:31.825	25	2:05.448	2:28.904
2	56.192	3:11.915	132	1:20.066	2:35.641	132	1:43.666	2:33.337	132	2:06.187	2:31.968	2	2:22.739	2:30.484
64	59.450	3:15.173	64	1:25.873	2:37.312	64	1:55.454	2:39.318				71	2:22.859	2:29.926
73	1:00.784	3:16.507	73	1:33.830	2:43.935	39	2:02.766	2:38.575				93	2:24.069	2:31.176
39	1:03.223	3:18.946	39	1:33.928	2:41.594	73	2:07.889	2:43.796				132	2:30.464	2:34.540
30	1:13.634	3:29.357	30	1:59.370	2:56.625									

Weather / Track : Cloudy / Dry

Snetterton 300

Circuit Length = 2.9689 miles

Start: 15:59 Flag 16:10 End: 16:13

Results can be found at www.tsl-timing.com

Printed - 16:15 Saturday, 25 April 2015

BMCRC - MRO Championships 2015 - Rnd 2 @ Snetterton 300

Thunderbike Sport & Senior 300 Series

RACE 13 - SECTOR ANALYSIS

SECTOR 1 = FL to I1, SECTOR 2 = I1 to I2, SECTOR 3 = I2 to FL, DIFF = Difference To Personal Best Lap

P1 139 TBS Byron KIRK		Suzuki -				
IDEAL LAP TIME : 2:09.394	BEST LAP TIME : 2:09.447	DIFFERENCE : 0.053				
LAP	SECTOR 1	SECTOR 2	LAP TIME	MPH	DIFF	TIME OF DAY
1 -		43.593	2:15.723	78.74	6.276	16:02:14.734
2 -	1:26.918	43.971	2:10.889	81.65	1.442	16:04:25.623
3 -	1:26.416	43.321	2:09.737 (2)	82.38	0.290	16:06:35.360
4 -	1:26.187	43.260	2:09.447 (1)	82.56		16:08:44.807
5 -	1:27.056	43.207	2:10.263 (3)	82.05	0.816	16:10:55.070

P2 51 TBS Emma JARMAN		Kawasaki -				
IDEAL LAP TIME : 2:09.020	BEST LAP TIME : 2:09.066	DIFFERENCE : 0.046				
LAP	SECTOR 1	SECTOR 2	LAP TIME	MPH	DIFF	TIME OF DAY
1 -		43.949	2:16.910	78.06	7.844	16:02:15.921
2 -	1:27.055	43.965	2:11.020	81.57	1.954	16:04:26.941
3 -	1:26.742	43.964	2:10.706 (3)	81.77	1.640	16:06:37.647
4 -	1:26.362	43.329	2:09.691 (2)	82.41	0.625	16:08:47.338
5 -	1:25.691	43.375	2:09.066 (1)	82.81		16:10:56.404

P3 6 TBS Martin COOPER		Ducati -				
IDEAL LAP TIME : 2:14.168	BEST LAP TIME : 2:14.274	DIFFERENCE : 0.106				
LAP	SECTOR 1	SECTOR 2	LAP TIME	MPH	DIFF	TIME OF DAY
1 -		45.354	2:20.839	75.88	6.565	16:02:19.850
2 -	1:29.732	45.864	2:15.596	78.82	1.322	16:04:35.446
3 -	1:29.284	45.344	2:14.628 (3)	79.38	0.354	16:06:50.074
4 -	1:28.832	45.442	2:14.274 (1)	79.59		16:09:04.348
5 -	1:28.956	45.336	2:14.292 (2)	79.58	0.018	16:11:18.640

P4 37 TBS Stephen WILSON		Suzuki -				
IDEAL LAP TIME : 2:12.396	BEST LAP TIME : 2:12.639	DIFFERENCE : 0.243				
LAP	SECTOR 1	SECTOR 2	LAP TIME	MPH	DIFF	TIME OF DAY
1 -		49.775	2:25.770	73.32	13.131	16:02:24.781
2 -	1:30.425	45.266	2:15.691	78.76	3.052	16:04:40.472
3 -	1:29.303	44.180	2:13.483 (2)	80.07	0.844	16:06:53.955
4 -	1:28.526	44.970	2:13.496 (3)	80.06	0.857	16:09:07.451
5 -	1:28.216	44.423	2:12.639 (1)	80.58		16:11:20.090

P5 152 TBS Paul JOHNSTON		Suzuki - ePayMe				
IDEAL LAP TIME : 2:12.541	BEST LAP TIME : 2:12.541	DIFFERENCE : 0.000				
LAP	SECTOR 1	SECTOR 2	LAP TIME	MPH	DIFF	TIME OF DAY
1 -		45.478	2:23.255	74.60	10.714	16:02:22.266
2 -	1:30.599	45.622	2:16.221	78.46	3.680	16:04:38.487
3 -	1:30.005	44.931	2:14.936 (3)	79.20	2.395	16:06:53.423
4 -	1:29.268	45.250	2:14.518 (2)	79.45	1.977	16:09:07.941
5 -	1:28.272	44.269	2:12.541 (1)	80.63		16:11:20.482

P6 81 TBS Malvern MAY		Ducati -				
IDEAL LAP TIME : 2:14.972	BEST LAP TIME : 2:14.972	DIFFERENCE : 0.000				
LAP	SECTOR 1	SECTOR 2	LAP TIME	MPH	DIFF	TIME OF DAY
1 -		46.137	2:23.181	74.64	8.209	16:02:22.192
2 -	1:32.162	46.003	2:18.165	77.35	3.193	16:04:40.357
3 -	1:30.563	45.935	2:16.498 (3)	78.30	1.526	16:06:56.855
4 -	1:29.934	45.639	2:15.573 (2)	78.83	0.601	16:09:12.428
5 -	1:29.640	45.332	2:14.972 (1)	79.18		16:11:27.400

P7 40 TBS Simon SNOWDEN		Ducati - Wheels Motorcycles Peterborough				
IDEAL LAP TIME : 2:15.967	BEST LAP TIME : 2:15.967	DIFFERENCE : 0.000				
LAP	SECTOR 1	SECTOR 2	LAP TIME	MPH	DIFF	TIME OF DAY

Weather / Track : Cloudy / Dry

Snetterton 300
Circuit Length = 2.9689 miles
Start: 15:59 Flag 16:10 End: 16:13

BMCRC - MRO Championships 2015 - Rnd 2 @ Snetterton 300

Thunderbike Sport & Senior 300 Series

RACE 13 - SECTOR ANALYSIS

SECTOR 1 = FL to I1, SECTOR 2 = I1 to I2, SECTOR 3 = I2 to FL, DIFF = Difference To Personal Best Lap

1 -		46.270		2:26.916	72.74	10.949	16:02:25.927
2 -	1:29.997	45.970		2:15.967 (1)	78.60		16:04:41.894
3 -	1:30.547	46.495		2:17.042 (2)	77.99	1.075	16:06:58.936
4 -	1:30.675	46.506		2:17.181 (3)	77.91	1.214	16:09:16.117
5 -	1:30.784	46.438		2:17.222	77.88	1.255	16:11:33.339

P8 70 TBS Peter THORNTON			Kawasaki - Cadmatic			
IDEAL LAP TIME : 2:16.732		BEST LAP TIME : 2:16.732		DIFFERENCE : 0.000		
LAP	SECTOR 1	SECTOR 2	LAP TIME	MPH	DIFF	TIME OF DAY
1 -		46.895	2:24.258	74.08	7.526	16:02:23.269
2 -	1:31.929	46.589	2:18.518	77.16	1.786	16:04:41.787
3 -	1:31.783	46.503	2:18.286 (3)	77.28	1.554	16:07:00.073
4 -	1:31.533	46.121	2:17.654 (2)	77.64	0.922	16:09:17.727
5 -	1:30.918	45.814	2:16.732 (1)	78.16		16:11:34.459

P9 65 TBS Ian SOILLEUX			Suzuki -			
IDEAL LAP TIME : 2:15.780		BEST LAP TIME : 2:15.780		DIFFERENCE : 0.000		
LAP	SECTOR 1	SECTOR 2	LAP TIME	MPH	DIFF	TIME OF DAY
1 -		46.366	2:31.537	70.53	15.757	16:02:30.548
2 -	1:32.219	46.715	2:18.934	76.92	3.154	16:04:49.482
3 -	1:31.448	45.581	2:17.029 (2)	77.99	1.249	16:07:06.511
4 -	1:32.827	45.469	2:18.296 (3)	77.28	2.516	16:09:24.807
5 -	1:30.403	45.377	2:15.780 (1)	78.71		16:11:40.587

P10 169 TBS Robert MILES			Suzuki - The Bike Shop Long Eaton			
IDEAL LAP TIME : 2:18.943		BEST LAP TIME : 2:19.259		DIFFERENCE : 0.316		
LAP	SECTOR 1	SECTOR 2	LAP TIME	MPH	DIFF	TIME OF DAY
1 -		47.104	2:26.997	72.70	7.738	16:02:26.008
2 -	1:33.626	46.828	2:20.454	76.09	1.195	16:04:46.462
3 -	1:33.334	46.386	2:19.720 (3)	76.49	0.461	16:07:06.182
4 -	1:33.209	46.488	2:19.697 (2)	76.50	0.438	16:09:25.879
5 -	1:32.557	46.702	2:19.259 (1)	76.74		16:11:45.138

P11 3 TBS Marcus NEWALL			Suzuki - Mum & Dad			
IDEAL LAP TIME : 2:15.491		BEST LAP TIME : 2:15.980		DIFFERENCE : 0.489		
LAP	SECTOR 1	SECTOR 2	LAP TIME	MPH	DIFF	TIME OF DAY
1 -		46.353	2:31.656	70.47	15.676	16:02:30.667
2 -	1:31.517	46.305	2:17.822 (3)	77.54	1.842	16:04:48.489
3 -	1:31.329	52.447	2:23.776	74.33	7.796	16:07:12.265
4 -	1:30.710	45.270	2:15.980 (1)	78.60		16:09:28.245
5 -	1:32.565	44.781	2:17.346 (2)	77.81	1.366	16:11:45.591

P12 54 TBS Eric GORRIDGE			Kawasaki -			
IDEAL LAP TIME : 2:17.718		BEST LAP TIME : 2:17.718		DIFFERENCE : 0.000		
LAP	SECTOR 1	SECTOR 2	LAP TIME	MPH	DIFF	TIME OF DAY
1 -		47.765	2:33.565	69.59	15.847	16:02:32.576
2 -	1:32.385	46.773	2:19.158 (2)	76.80	1.440	16:04:51.734
3 -	1:32.137	47.290	2:19.427	76.65	1.709	16:07:11.161
4 -	1:31.299	46.419	2:17.718 (1)	77.60		16:09:28.879
5 -	1:32.551	46.872	2:19.423 (3)	76.65	1.705	16:11:48.302

P13 27 TBS William SMITH			Kawasaki -			
IDEAL LAP TIME : 2:20.230		BEST LAP TIME : 2:20.495		DIFFERENCE : 0.265		
LAP	SECTOR 1	SECTOR 2	LAP TIME	MPH	DIFF	TIME OF DAY
1 -		47.543	2:29.861	71.31	9.366	16:02:28.872
2 -	1:33.172	47.323	2:20.495 (1)	76.07		16:04:49.367
3 -	1:34.064	47.673	2:21.737 (3)	75.40	1.242	16:07:11.104
4 -	1:35.041	47.058	2:22.099	75.21	1.604	16:09:33.203

Weather / Track : Cloudy / Dry

Snetterton 300
Circuit Length = 2.9689 miles
Start: 15:59 Flag 16:10 End: 16:13

BMCRC - MRO Championships 2015 - Rnd 2 @ Snetterton 300

Thunderbike Sport & Senior 300 Series

RACE 13 - SECTOR ANALYSIS

SECTOR 1 = FL to I1, SECTOR 2 = I1 to I2, SECTOR 3 = I2 to FL, DIFF = Difference To Personal Best Lap
 5 - 1:33.867 47.316 2:21.183 (2) 75.70 0.688 16:11:54.386

P14 82 TBS Paul BEAVIS			Yamaha -			
IDEAL LAP TIME : 2:19.645		BEST LAP TIME : 2:19.645		DIFFERENCE : 0.000		
LAP	SECTOR 1	SECTOR 2	LAP TIME	MPH	DIFF	TIME OF DAY
1 -		49.406	2:35.303	68.82	15.658	16:02:34.314
2 -	1:35.809	48.035	2:23.844	74.30	4.199	16:04:58.158
3 -	1:33.198	48.025	2:21.223 (3)	75.68	1.578	16:07:19.381
4 -	1:32.965	46.680	2:19.645 (1)	76.53		16:09:39.026
5 -	1:33.764	46.713	2:20.477 (2)	76.08	0.832	16:11:59.503

P15 22 TBS Dave HARVIEK			HRC Deltablade - SW Roofing Group			
IDEAL LAP TIME : 2:18.943		BEST LAP TIME : 2:19.460		DIFFERENCE : 0.517		
LAP	SECTOR 1	SECTOR 2	LAP TIME	MPH	DIFF	TIME OF DAY
1 -		48.876	2:35.199	68.86	15.739	16:02:34.210
2 -	1:36.036	49.274	2:25.310	73.55	5.850	16:04:59.520
3 -	1:32.919	48.156	2:21.075 (3)	75.76	1.615	16:07:20.595
4 -	1:33.338	46.122	2:19.460 (1)	76.63		16:09:40.055
5 -	1:32.821	47.552	2:20.373 (2)	76.14	0.913	16:12:00.428

P16 56 TBS Jason SOILLEUX			Ducati -			
IDEAL LAP TIME : 2:21.353		BEST LAP TIME : 2:21.410		DIFFERENCE : 0.057		
LAP	SECTOR 1	SECTOR 2	LAP TIME	MPH	DIFF	TIME OF DAY
1 -		48.945	2:35.210	68.86	13.800	16:02:34.221
2 -	1:34.873	48.510	2:23.383	74.54	1.973	16:04:57.604
3 -	1:33.335	48.075	2:21.410 (1)	75.58		16:07:19.014
4 -	1:34.136	48.244	2:22.380 (3)	75.06	0.970	16:09:41.394
5 -	1:33.278	48.629	2:21.907 (2)	75.31	0.497	16:12:03.301

P17 12 TBS Andrew GILL			Kawasaki -			
IDEAL LAP TIME : 2:18.506		BEST LAP TIME : 2:18.506		DIFFERENCE : 0.000		
LAP	SECTOR 1	SECTOR 2	LAP TIME	MPH	DIFF	TIME OF DAY
1 -		51.572	2:41.710	66.09	23.204	16:02:40.721
2 -	1:36.755	49.199	2:25.954	73.22	7.448	16:05:06.675
3 -	1:35.565	48.298	2:23.863 (3)	74.29	5.357	16:07:30.538
4 -	1:34.339	47.285	2:21.624 (2)	75.46	3.118	16:09:52.162
5 -	1:31.587	46.919	2:18.506 (1)	77.16		16:12:10.668

P18 58 TBS Steve YOUNG			Kawasaki - Cadmatic			
IDEAL LAP TIME : 2:23.439		BEST LAP TIME : 2:24.051		DIFFERENCE : 0.612		
LAP	SECTOR 1	SECTOR 2	LAP TIME	MPH	DIFF	TIME OF DAY
1 -		49.780	2:36.442	68.31	12.391	16:02:35.453
2 -	1:36.601	48.214	2:24.815 (2)	73.80	0.764	16:05:00.268
3 -	1:36.485	48.753	2:25.238 (3)	73.59	1.187	16:07:25.506
4 -	1:37.124	48.644	2:25.768	73.32	1.717	16:09:51.274
5 -	1:35.225	48.826	2:24.051 (1)	74.19		16:12:15.325

P19 73 TBS Vincent LEWIN			Suzuki - Vinitwin Racing DotCo			
IDEAL LAP TIME : 2:23.814		BEST LAP TIME : 2:23.814		DIFFERENCE : 0.000		
LAP	SECTOR 1	SECTOR 2	LAP TIME	MPH	DIFF	TIME OF DAY
1 -		50.419	2:37.895	67.69	14.081	16:02:36.906
2 -	1:36.908	50.138	2:27.046	72.68	3.232	16:05:03.952
3 -	1:35.999	49.140	2:25.139 (2)	73.64	1.325	16:07:29.091
4 -	1:35.550	49.622	2:25.172 (3)	73.62	1.358	16:09:54.263
5 -	1:34.811	49.003	2:23.814 (1)	74.31		16:12:18.077

Weather / Track : Cloudy / Dry

Snetterton 300
 Circuit Length = 2.9689 miles
 Start: 15:59 Flag 16:10 End: 16:13

BMCRC - MRO Championships 2015 - Rnd 2 @ Snetterton 300

Thunderbike Sport & Senior 300 Series

RACE 13 - SECTOR ANALYSIS

SECTOR 1 = FL to I1, SECTOR 2 = I1 to I2, SECTOR 3 = I2 to FL, DIFF = Difference To Personal Best Lap

P20 32 TBS Thomas WILLIAMS		Honda -				
IDEAL LAP TIME : 2:24.069		BEST LAP TIME : 2:24.069		DIFFERENCE : 0.000		
LAP	SECTOR 1	SECTOR 2	LAP TIME	MPH	DIFF	TIME OF DAY
1 -		49.989	2:35.022	68.94	10.953	16:02:34.033
2 -	1:39.354	50.001	2:29.355	71.56	5.286	16:05:03.388
3 -	1:38.233	49.191	2:27.424 (3)	72.49	3.355	16:07:30.812
4 -	1:37.839	49.055	2:26.894 (2)	72.76	2.825	16:09:57.706
5 -	1:35.486	48.583	2:24.069 (1)	74.18		16:12:21.775

P21 86 TBS Steve RICHARDS		Honda -				
IDEAL LAP TIME : 2:23.300		BEST LAP TIME : 2:23.300		DIFFERENCE : 0.000		
LAP	SECTOR 1	SECTOR 2	LAP TIME	MPH	DIFF	TIME OF DAY
1 -		51.773	2:40.483	66.59	17.183	16:02:39.494
2 -	1:37.810	50.339	2:28.149	72.14	4.849	16:05:07.643
3 -	1:35.925	49.909	2:25.834 (3)	73.28	2.534	16:07:33.477
4 -	1:36.660	48.794	2:25.454 (2)	73.48	2.154	16:09:58.931
5 -	1:34.696	48.604	2:23.300 (1)	74.58		16:12:22.231

P22 85 TBS Andrew KITE		Ducati - Finology Limited				
IDEAL LAP TIME : 2:23.445		BEST LAP TIME : 2:23.445		DIFFERENCE : 0.000		
LAP	SECTOR 1	SECTOR 2	LAP TIME	MPH	DIFF	TIME OF DAY
1 -		52.111	2:41.595	66.14	18.150	16:02:40.606
2 -	1:39.577	48.993	2:28.570	71.93	5.125	16:05:09.176
3 -	1:37.202	49.640	2:26.842 (3)	72.78	3.397	16:07:36.018
4 -	1:35.871	49.435	2:25.306 (2)	73.55	1.861	16:10:01.324
5 -	1:34.628	48.817	2:23.445 (1)	74.50		16:12:24.769

P23 23 S Carl MITCHELL		Kawasaki - Erith Group				
IDEAL LAP TIME : 2:23.090		BEST LAP TIME : 2:23.118		DIFFERENCE : 0.028		
LAP	SECTOR 1	SECTOR 2	LAP TIME	MPH	DIFF	TIME OF DAY
1 -		48.349	2:59.522	59.53	36.404	16:02:58.533
2 -	1:35.612	47.754	2:23.366 (2)	74.55	0.248	16:05:21.899
3 -	1:35.336	47.782	2:23.118 (1)	74.68		16:07:45.017
4 -	1:35.578	48.122	2:23.700 (3)	74.37	0.582	16:10:08.717
5 -	1:36.046	48.731	2:24.777	73.82	1.659	16:12:33.494

P24 9 S Graham HAW		Kawasaki - Graham Haw Joinery				
IDEAL LAP TIME : 2:26.278		BEST LAP TIME : 2:26.441		DIFFERENCE : 0.163		
LAP	SECTOR 1	SECTOR 2	LAP TIME	MPH	DIFF	TIME OF DAY
1 -		49.224	2:59.706	59.47	33.265	16:02:58.717
2 -	1:37.054	49.387	2:26.441 (1)	72.98		16:05:25.158
3 -	1:38.808	50.441	2:29.249 (2)	71.61	2.808	16:07:54.407
4 -	1:40.546	50.848	2:31.394	70.59	4.953	16:10:25.801
5 -	1:39.048	51.537	2:30.585 (3)	70.97	4.144	16:12:56.386

P25 25 S Leon JONES		Kawasaki -				
IDEAL LAP TIME : 2:28.529		BEST LAP TIME : 2:28.860		DIFFERENCE : 0.331		
LAP	SECTOR 1	SECTOR 2	LAP TIME	MPH	DIFF	TIME OF DAY
1 -		50.668	3:03.384	58.28	34.524	16:03:02.395
2 -	1:40.068	50.372	2:30.440	71.04	1.580	16:05:32.835
3 -	1:39.279	50.640	2:29.919 (3)	71.29	1.059	16:08:02.754
4 -	1:38.818	50.042	2:28.860 (1)	71.79		16:10:31.614
5 -	1:39.193	49.711	2:28.904 (2)	71.77	0.044	16:13:00.518

P26 2 S Lee HARDY		Kawasaki - Amy & Eric Hardy				
IDEAL LAP TIME : 2:30.484		BEST LAP TIME : 2:30.484		DIFFERENCE : 0.000		
LAP	SECTOR 1	SECTOR 2	LAP TIME	MPH	DIFF	TIME OF DAY

Weather / Track : Cloudy / Dry

Snetterton 300
Circuit Length = 2.9689 miles
Start: 15:59 Flag 16:10 End: 16:13

BMCRC - MRO Championships 2015 - Rnd 2 @ Snetterton 300

Thunderbike Sport & Senior 300 Series

RACE 13 - SECTOR ANALYSIS

SECTOR 1 = FL to I1, SECTOR 2 = I1 to I2, SECTOR 3 = I2 to FL, DIFF = Difference To Personal Best Lap

1 -		51.286		3:11.915	55.69	41.431	16:03:10.926
2 -	1:41.742	50.905		2:32.647	70.01	2.163	16:05:43.573
3 -	1:41.353	51.094		2:32.447 (3)	70.11	1.963	16:08:16.020
4 -	1:40.911	50.394		2:31.305 (2)	70.63	0.821	16:10:47.325
5 -	1:40.622	49.862		2:30.484 (1)	71.02		16:13:17.809

P27 71 S Chad JENNER		Kawasaki - AUDIOENERGY LTD					
IDEAL LAP TIME : 2:29.926		BEST LAP TIME : 2:29.926		DIFFERENCE : 0.000			
LAP	SECTOR 1	SECTOR 2	LAP TIME	MPH	DIFF	TIME OF DAY	
1 -		51.494	3:10.233	56.18	40.307	16:03:09.244	
2 -	1:43.656	50.889	2:34.545	69.15	4.619	16:05:43.789	
3 -	1:41.951	50.438	2:32.389 (3)	70.13	2.463	16:08:16.178	
4 -	1:41.790	50.035	2:31.825 (2)	70.39	1.899	16:10:48.003	
5 -	1:41.472	48.454	2:29.926 (1)	71.28		16:13:17.929	

P28 93 S Monica ISAAC		Kawasaki - Fins Motorcycles					
IDEAL LAP TIME : 2:30.529		BEST LAP TIME : 2:31.176		DIFFERENCE : 0.647			
LAP	SECTOR 1	SECTOR 2	LAP TIME	MPH	DIFF	TIME OF DAY	
1 -		51.921	3:10.211	56.19	39.035	16:03:09.222	
2 -	1:44.539	50.764	2:35.303	68.82	4.127	16:05:44.525	
3 -	1:41.392	50.568	2:31.960 (3)	70.33	0.784	16:08:16.485	
4 -	1:40.945	50.533	2:31.478 (2)	70.55	0.302	16:10:47.963	
5 -	1:41.592	49.584	2:31.176 (1)	70.69		16:13:19.139	

P29 132 S Paul ROBSON		Kawasaki - London First Aid					
IDEAL LAP TIME : 2:31.968		BEST LAP TIME : 2:31.968		DIFFERENCE : 0.000			
LAP	SECTOR 1	SECTOR 2	LAP TIME	MPH	DIFF	TIME OF DAY	
1 -		52.467	3:11.037	55.94	39.069	16:03:10.048	
2 -	1:43.836	51.805	2:35.641	68.67	3.673	16:05:45.689	
3 -	1:42.138	51.199	2:33.337 (2)	69.70	1.369	16:08:19.026	
4 -	1:41.202	50.766	2:31.968 (1)	70.33		16:10:50.994	
5 -	1:42.688	51.852	2:34.540 (3)	69.16	2.572	16:13:25.534	

P30 64 S Mike DEVALL		Kawasaki -					
IDEAL LAP TIME : 2:36.216		BEST LAP TIME : 2:36.216		DIFFERENCE : 0.000			
LAP	SECTOR 1	SECTOR 2	LAP TIME	MPH	DIFF	TIME OF DAY	
1 -		53.451	3:15.173	54.76	38.957	16:03:14.184	
2 -	1:44.835	52.477	2:37.312 (2)	67.94	1.096	16:05:51.496	
3 -	1:45.594	53.724	2:39.318 (3)	67.08	3.102	16:08:30.814	
4 -	1:44.602	51.614	2:36.216 (1)	68.41		16:11:07.030	

P31 39 S Patrick SMITH		Kawasaki -					
IDEAL LAP TIME : 2:38.575		BEST LAP TIME : 2:38.575		DIFFERENCE : 0.000			
LAP	SECTOR 1	SECTOR 2	LAP TIME	MPH	DIFF	TIME OF DAY	
1 -		55.392	3:18.946	53.72	40.371	16:03:17.957	
2 -	1:46.635	54.959	2:41.594 (3)	66.14	3.019	16:05:59.551	
3 -	1:45.412	53.163	2:38.575 (1)	67.40		16:08:38.126	
4 -	1:46.463	53.580	2:40.043 (2)	66.78	1.468	16:11:18.169	

P32 73 S Michael SHARMAN		Kawasaki -					
IDEAL LAP TIME : 2:43.122		BEST LAP TIME : 2:43.287		DIFFERENCE : 0.165			
LAP	SECTOR 1	SECTOR 2	LAP TIME	MPH	DIFF	TIME OF DAY	
1 -		55.251	3:16.507	54.39	33.220	16:03:15.518	
2 -	1:48.559	55.376	2:43.935 (3)	65.19	0.648	16:05:59.453	
3 -	1:48.306	55.490	2:43.796 (2)	65.25	0.509	16:08:43.249	
4 -	1:47.871	55.416	2:43.287 (1)	65.45		16:11:26.536	

Weather / Track : Cloudy / Dry

Snetterton 300
Circuit Length = 2.9689 miles
Start: 15:59 Flag 16:10 End: 16:13

BMCRC - MRO Championships 2015 - Rnd 2 @ Snetterton 300

Thunderbike Sport & Senior 300 Series

RACE 13 - SECTOR ANALYSIS

SECTOR 1 = FL to I1, SECTOR 2 = I1 to I2, SECTOR 3 = I2 to FL, DIFF = Difference To Personal Best Lap

P33 30 S Malcolm HOWELL		Kawasaki -				
IDEAL LAP TIME : 2:53.294		BEST LAP TIME : 2:53.535		DIFFERENCE : 0.241		
LAP	SECTOR 1	SECTOR 2	LAP TIME	MPH	DIFF	TIME OF DAY
1 -		58.539	3:29.357	51.05	35.822	16:03:28.368
2 -	1:57.178	59.447	2:56.625 (3)	60.51	3.090	16:06:24.993
3 -	1:54.755	58.780	2:53.535 (1)	61.59		16:09:18.528
4 -	1:54.884	58.767	2:53.651 (2)	61.54	0.116	16:12:12.179

P34 59 TBS Danielle COOPER		Kawasaki - ePayMe				
IDEAL LAP TIME : 2:30.446		BEST LAP TIME : 2:31.183		DIFFERENCE : 0.737		
LAP	SECTOR 1	SECTOR 2	LAP TIME	MPH	DIFF	TIME OF DAY
1 -		52.088	2:40.674 (3)	66.52	9.491	16:02:39.685
2 -	1:40.940	50.576	2:31.516 (2)	70.54	0.333	16:05:11.201
3 -	1:39.870	51.313	2:31.183 (1)	70.69		16:07:42.384

BMCRC - MRO Championships 2015 - Rnd 2 @ Snetterton 300

Thunderbike Sport & Senior 300 Series

RACE 13 - BEST SECTORS

SECTOR 1			SECTOR 2			IDEAL / BEST COMPARISON						
POS	NO	NAME	TIME	NO	NAME	TIME	POS	NO	NAME	IDEAL	BEST	DIFF
									PERFECT LAP	2:08.898		
1	51	JARMAN	1:25.691	139	KIRK	43.207	1	51	JARMAN	2:09.020	2:09.066	0.046
2	139	KIRK	1:26.187	51	JARMAN	43.329	2	139	KIRK	2:09.394	2:09.447	0.053
3	37	WILSON	1:28.216	37	WILSON	44.180	3	37	WILSON	2:12.396	2:12.639	0.243
4	152	JOHNSTON	1:28.272	152	JOHNSTON	44.269	4	152	JOHNSTON	2:12.541	2:12.541	0.000
5	6	COOPER	1:28.832	3	NEWALL	44.781	5	6	COOPER	2:14.168	2:14.274	0.106
6	81	MAY	1:29.640	81	MAY	45.332	6	81	MAY	2:14.972	2:14.972	0.000
7	40	SNOWDEN	1:29.997	6	COOPER	45.336	7	3	NEWALL	2:15.491	2:15.980	0.489
8	65	SOILLEUX	1:30.403	65	SOILLEUX	45.377	8	65	SOILLEUX	2:15.780	2:15.780	0.000
9	3	NEWALL	1:30.710	70	THORNTON	45.814	9	40	SNOWDEN	2:15.967	2:15.967	0.000
10	70	THORNTON	1:30.918	40	SNOWDEN	45.970	10	70	THORNTON	2:16.732	2:16.732	0.000
11	54	GORRIDGE	1:31.299	22	HARVIEK	46.122	11	54	GORRIDGE	2:17.718	2:17.718	0.000
12	12	GILL	1:31.587	169	MILES	46.386	12	12	GILL	2:18.506	2:18.506	0.000
13	169	MILES	1:32.557	54	GORRIDGE	46.419	13	169	MILES	2:18.943	2:19.259	0.316
14	22	HARVIEK	1:32.821	82	BEAVIS	46.680	14	22	HARVIEK	2:18.943	2:19.460	0.517
15	82	BEAVIS	1:32.965	12	GILL	46.919	15	82	BEAVIS	2:19.645	2:19.645	0.000
16	27	SMITH	1:33.172	27	SMITH	47.058	16	27	SMITH	2:20.230	2:20.495	0.265
17	56	SOILLEUX	1:33.278	23	MITCHELL	47.754	17	56	SOILLEUX	2:21.353	2:21.410	0.057
18	85	KITE	1:34.628	56	SOILLEUX	48.075	18	23	MITCHELL	2:23.090	2:23.118	0.028
19	86	RICHARDS	1:34.696	58	YOUNG	48.214	19	86	RICHARDS	2:23.300	2:23.300	0.000
20	73	LEWIN	1:34.811	71	JENNER	48.454	20	58	YOUNG	2:23.439	2:24.051	0.612
21	58	YOUNG	1:35.225	32	WILLIAMS	48.583	21	85	KITE	2:23.445	2:23.445	0.000
22	23	MITCHELL	1:35.336	86	RICHARDS	48.604	22	73	LEWIN	2:23.814	2:23.814	0.000
23	32	WILLIAMS	1:35.486	85	KITE	48.817	23	32	WILLIAMS	2:24.069	2:24.069	0.000
24	9	HAW	1:37.054	73	LEWIN	49.003	24	9	HAW	2:26.278	2:26.441	0.163
25	25	JONES	1:38.818	9	HAW	49.224	25	25	JONES	2:28.529	2:28.860	0.331
26	59	COOPER	1:39.870	93	ISAAC	49.584	26	71	JENNER	2:29.926	2:29.926	0.000
27	2	HARDY	1:40.622	25	JONES	49.711	27	59	COOPER	2:30.446	2:31.183	0.737
28	93	ISAAC	1:40.945	2	HARDY	49.862	28	2	HARDY	2:30.484	2:30.484	0.000
29	132	ROBSON	1:41.202	59	COOPER	50.576	29	93	ISAAC	2:30.529	2:31.176	0.647
30	71	JENNER	1:41.472	132	ROBSON	50.766	30	132	ROBSON	2:31.968	2:31.968	0.000
31	64	DEVALL	1:44.602	64	DEVALL	51.614	31	64	DEVALL	2:36.216	2:36.216	0.000
32	39	SMITH	1:45.412	39	SMITH	53.163	32	39	SMITH	2:38.575	2:38.575	0.000
33	73	SHARMAN	1:47.871	73	SHARMAN	55.251	33	73	SHARMAN	2:43.122	2:43.287	0.165
34	30	HOWELL	1:54.755	30	HOWELL	58.539	34	30	HOWELL	2:53.294	2:53.535	0.241
35												

Weather / Track : Cloudy / Dry

Results can be found at www.tsl-timing.com

Snetterton 300

Circuit Length = 2.9689 miles

Start: 15:59 Flag 16:10 End: 16:13

Printed - 16:15 Saturday, 25 April 2015

BMCRC - MRO Championships 2015 - Rnd 2 @ Snetterton 300

Thunderbike Sport & Senior 300 Series

RACE 2 - GRID (6 Laps)



ROW 14	41	30	Malcolm HOWELL	40	73	Michael SHARMAN			
ROW 13	39	39	Patrick SMITH	38	64	Mike DEVALL	37	132	Paul ROBSON
ROW 12	36	93	Monica ISAAC	35	71	Chad JENNER	34	2	Lee HARDY
ROW 11	33	25	Leon JONES	32	9	Graham HAW	31	23	Carl MITCHELL
ROW 10									
ROW 9							25	19	Stephen SWEETMAN
ROW 8	24	43	Colin WALKEY	23	59	Danielle COOPER	22	85	Andrew KITE
ROW 7									
ROW 6	21	86	Steve RICHARDS	20	32	Thomas WILLIAMS	19	73	Vincent LEWIN
ROW 5	18	58	Steve YOUNG	17	12	Andrew GILL	16	56	Jason SOILLEUX
ROW 4									
ROW 3	15	22	Dave HARVIEK	14	82	Paul BEAVIS	13	27	William SMITH
ROW 2	12	54	Eric GORRIDGE	11	3	Marcus NEWALL	10	169	Robert MILES
ROW 1									
ROW 3	9	65	Ian SOILLEUX	8	70	Peter THORNTON	7	40	Simon SNOWDEN
ROW 2	6	81	Malvern MAY	5	152	Paul JOHNSTON	4	37	Stephen WILSON
ROW 1	3	6	Martin COOPER	2	51	Emma JARMAN	1	139	Byron KIRK
									Pole

Snetterton 300
Circuit Length = 2.9689 miles

These results are provisional until the conclusion of any judicial and technical matters.

Clerk Of Course :	Timekeeper :
-------------------	--------------

Results can be found at www.tsl-timing.com

Printed - 16:18 Saturday, 25 April 2015



BMCRC - MRO Championships 2015 - Rnd 2 @ Snetterton 300



Thunderbike Sport & Senior 300 Series

RACE 2 - CLASSIFICATION

CLASS : S											
POS	NO	CL	NAME	ENTRY	LAPS	TIME	GAP	DIFF	MPH	BEST	ON
1	23	S	Carl MITCHELL	Kawasaki - Erith Group	5	12:52.816			69.15	2:25.046	4
2	9	S	Graham HAW	Kawasaki - Graham Haw Joinery	5	13:05.389	2:04.304	12.573	68.04	2:25.920	2
3	25	S	Leon JONES	Kawasaki -	5	13:14.568	2:13.483	2.264	67.25	2:27.529	5
4	93	S	Monica ISAAC	Kawasaki - Fins Motorcycles	5	13:16.376	2:15.291	1.808	67.10	2:27.130	5
5	2	S	Lee HARDY	Kawasaki - Amy & Eric Hardy	5	13:20.116	2:19.031	3.740	66.79	2:27.187	5
6	64	S	Mike DEVAL	Kawasaki -	4	11:08.254	1 Lap	1 Lap	63.97	2:33.526	4
7	132	S	Paul ROBSON	Kawasaki - London First Aid	4	11:08.345	1 Lap	0.091	63.96	2:34.581	4
8	39	S	Patrick SMITH	Kawasaki -	4	11:26.649	1 Lap	18.304	62.26	2:39.261	4
9	73	S	Michael SHARMAN	Kawasaki -	4	11:35.311	1 Lap	8.662	61.48	2:40.703	4
10	30	S	Malcolm HOWELL	Kawasaki -	4	12:26.300	1 Lap	50.989	57.28	2:52.578	4

CLASS : TBS											
POS	NO	CL	NAME	ENTRY	LAPS	TIME	GAP	DIFF	MPH	BEST	ON
1	139	TBS	Byron KIRK	Suzuki -	5	11:01.085			80.83	2:10.780	3
2	6	TBS	Martin COOPER	Ducati -	5	11:17.160	16.075	16.075	78.91	2:13.906	2
3	51	TBS	Emma JARMAN	Kawasaki -	5	11:17.558	16.473	0.398	78.87	2:13.143	2
4	12	TBS	Andrew GILL	Kawasaki -	5	11:23.831	22.746	6.273	78.14	2:13.368	5
5	152	TBS	Paul JOHNSTON	Suzuki - ePayMe	5	11:26.225	25.140	2.394	77.87	2:15.580	2
6	40	TBS	Simon SNOWDEN	Ducati - Wheels Motorcycles Peterborough	5	11:36.434	35.349	10.209	76.73	2:17.450	3
7	81	TBS	Malvern MAY	Ducati -	5	11:37.608	36.523	1.174	76.60	2:15.020	5
8	65	TBS	Ian SOILLEUX	Suzuki -	5	11:38.087	37.002	0.479	76.55	2:14.459	5
9	3	TBS	Marcus NEWALL	Suzuki - Mum & Dad	5	11:40.576	39.491	2.489	76.28	2:15.783	5
10	27	TBS	William SMITH	Kawasaki -	5	11:41.452	40.367	0.876	76.18	2:16.644	5
11	154	TBS	Adam JAMISON	Suzuki -	5	11:42.592	41.507	1.140	76.06	2:18.135	3
12	70	TBS	Peter THORNTON	Kawasaki - Cadmatic	5	11:44.381	43.296	1.789	75.86	2:17.944	5
13	82	TBS	Paul BEAVIS	R Yamaha -	5	11:58.635	57.550	14.254	74.36	2:21.084	2
14	22	TBS	Dave HARVIEK	HRC Deltablade - SW Roofing Group	5	12:00.292	59.207	1.657	74.19	2:18.726	5
15	169	TBS	Robert MILES	Suzuki - The Bike Shop Long Eaton	5	12:02.238	1:01.153	1.946	73.99	2:20.491	5
16	56	TBS	Jason SOILLEUX	Ducati -	5	12:12.271	1:11.186	10.033	72.97	2:20.962	4
17	32	TBS	Thomas WILLIAMS	Honda -	5	12:12.686	1:11.601	0.415	72.93	2:23.529	5
18	54	TBS	Eric GORRIDGE	Kawasaki -	5	12:13.591	1:12.506	0.905	72.84	2:23.805	4
19	55	TBS	Paul TOLAND	Yamaha -	5	12:14.519	1:13.434	0.928	72.75	2:23.682	3
20	80	TBS	Matt CLARKE	Honda - Hayley Group PLC	5	12:14.650	1:13.565	0.131	72.74	2:21.486	5
21	85	TBS	Andrew KITE	Ducati - Finology Limited	5	12:21.703	1:20.618	7.053	72.05	2:22.540	5
22	86	TBS	Steve RICHARDS	R Honda -	5	12:28.547	1:27.462	6.844	71.39	2:25.882	4
23	73	TBS	Vincent LEWIN	Suzuki - Vinitwin Racing DotCo	5	12:35.631	1:34.546	7.084	70.72	2:25.711	4
24	59	TBS	Danielle COOPER	Kawasaki - ePayMe	5	13:12.304	2:11.219	6.915	67.44	2:35.921	4
DNF	37	TBS	Stephen WILSON	Suzuki -	2	4:34.647	3 Laps	2 Laps	77.83	2:14.175	2
DNF	58	TBS	Steve YOUNG	Kawasaki - Cadmatic	1	2:40.346	4 Laps	1 Lap	66.65	2:40.346	1

FASTEST LAP

139	TBS	Byron KIRK	Suzuki -	3	2:10.780	81.72 mph	131.52 kph
23	S	Carl MITCHELL	Kawasaki - Erith Group	4	2:25.046	73.68 mph	118.58 kph

Class S - 90% of race speed - 62.23mph
 Class TBS - 90% of race speed - 72.74mph

Snetterton 300
 Circuit Length = 2.9689 miles
 Start: 10:43 Flag 10:54 End: 10:56

Weather / Track : Cloudy / Dry
 These results are provisional until the conclusion of any judicial and technical matters.

Clerk Of Course :	Timekeeper :
-------------------	--------------

Results can be found at www.tsl-timing.com

Printed - 10:59 Sunday, 26 April 2015



BMCRC - MRO Championships 2015 - Rnd 2 @ Snetterton 300

Thunderbike Sport & Senior 300 Series

RACE 2 - LAP CHART

LAP 1 @ 10:45:23.622			LAP 2 @ 10:47:34.519			LAP 3 @ 10:49:45.299			LAP 4 @ 10:51:57.379			LAP 5 @ 10:54:08.346		
NO	BEHIND	LAP TIME	NO	BEHIND	LAP TIME	NO	BEHIND	LAP TIME	NO	BEHIND	LAP TIME	NO	BEHIND	LAP TIME
139		2:16.361	139		2:10.897	139		2:10.780	139		2:12.080	139		2:10.967
6	2.405	2:18.766	6	5.414	2:13.906	6	8.812	2:14.178	73	1 Lap	2:41.606	64	1 Lap	2:33.526
51	3.823	2:20.184	51	6.069	2:13.143	51	9.241	2:13.952	6	12.332	2:15.600	132	1 Lap	2:34.581
37	4.111	2:20.472	37	7.389	2:14.175	152	15.997	2:17.081	51	12.930	2:15.769	6	16.075	2:14.710
152	5.013	2:21.374	152	9.696	2:15.580	12	18.726	2:13.941	152	20.315	2:16.398	51	16.473	2:14.510
40	8.860	2:25.221	12	15.565	2:16.342	40	22.553	2:17.450	12	20.345	2:13.699	12	22.746	2:13.368
3	9.575	2:25.936	40	15.883	2:17.920	154	27.136	2:18.135	40	28.493	2:18.020	152	25.140	2:15.792
12	10.120	2:26.481	3	19.445	2:20.767	81	27.443	2:18.218	81	32.470	2:17.107	39	1 Lap	2:39.261
65	11.020	2:27.381	154	19.781	2:18.405	3	27.555	2:18.890	65	33.510	2:17.100	73	1 Lap	2:40.703
154	12.273	2:28.634	81	20.005	2:17.343	65	28.490	2:18.453	154	33.689	2:18.633	40	35.349	2:17.823
27	12.631	2:28.992	70	20.667	2:18.338	70	28.603	2:18.716	3	34.675	2:19.200	81	36.523	2:15.020
70	13.226	2:29.587	65	20.817	2:20.694	27	29.435	2:18.543	27	34.690	2:17.335	65	37.002	2:14.459
81	13.559	2:29.920	27	21.672	2:19.938	82	36.787	2:21.195	70	36.319	2:19.796	3	39.491	2:15.783
82	16.185	2:32.546	82	26.372	2:21.084	169	42.377	2:23.477	30	1 Lap	2:57.192	27	40.367	2:16.644
169	16.309	2:32.670	169	29.680	2:24.268	22	42.954	2:23.308	82	45.893	2:21.186	154	41.507	2:18.785
22	18.150	2:34.511	22	30.426	2:23.173	32	47.147	2:25.055	22	51.448	2:20.574	70	43.296	2:17.944
32	18.726	2:35.087	32	32.872	2:25.043	55	47.259	2:23.682	169	51.629	2:21.332	82	57.550	2:22.624
54	19.298	2:35.659	54	33.780	2:25.379	54	47.696	2:24.696	32	59.039	2:23.972	22	59.207	2:18.726
55	20.739	2:37.100	55	34.357	2:24.515	56	51.953	2:22.628	54	59.421	2:23.805	169	1:01.153	2:20.491
86	23.498	2:39.859	86	39.808	2:27.207	80	53.183	2:23.975	55	1:00.145	2:24.966	56	1:11.186	2:21.318
58	23.985	2:40.346	80	39.988	2:26.851	86	56.709	2:27.681	56	1:00.835	2:20.962	32	1:11.601	2:23.529
80	24.034	2:40.395	56	40.105	2:25.704	85	57.396	2:26.090	80	1:03.046	2:21.943	54	1:12.506	2:24.052
85	24.936	2:41.297	85	42.086	2:28.047	73	1:05.453	2:28.377	85	1:09.045	2:23.729	55	1:13.434	2:24.256
56	25.298	2:41.659	73	47.856	2:29.557	59	1:21.772	2:38.079	86	1:10.511	2:25.882	80	1:13.565	2:21.486
59	28.844	2:45.205	59	54.473	2:36.526	23	1:23.866	2:25.642	73	1:19.084	2:25.711	85	1:20.618	2:22.540
73	29.196	2:45.557	23	1:09.004	2:25.180	9	1:27.970	2:28.122	23	1:36.832	2:25.046	30	1 Lap	2:52.578
23	54.721	3:11.082	9	1:10.628	2:25.920	25	1:39.648	2:31.628	9	1:45.013	2:29.123	86	1:27.462	2:27.918
9	55.605	3:11.966	25	1:18.800	2:30.887	93	1:42.635	2:30.163	59	1:45.613	2:35.921	73	1:34.546	2:26.429
25	58.810	3:15.171	93	1:23.252	2:31.652	2	1:46.164	2:32.118	25	1:56.921	2:29.353	23	1:51.731	2:25.866
93	1:02.497	3:18.858	2	1:24.826	2:32.962	132	1:55.726	2:35.225	93	1:59.128	2:28.573	9	2:04.304	2:30.258
2	1:02.761	3:19.122	132	1:31.281	2:35.553	64	1:56.690	2:34.885	2	2:02.811	2:28.727	59	2:11.219	2:36.573
132	1:06.625	3:22.986	64	1:32.585	2:35.664	39	2:09.350	2:40.020				25	2:13.483	2:27.529
64	1:07.818	3:24.179	39	1:40.110	2:40.185							93	2:15.291	2:27.130
39	1:10.822	3:27.183	73	1:45.744	2:43.316							2	2:19.031	2:27.187
73	1:13.325	3:29.686	30	2:09.272	2:54.579									
30	1:25.590	3:41.951												

Weather / Track : Cloudy / Dry

Snetterton 300

Circuit Length = 2.9689 miles

Start: 10:43 Flag 10:54 End: 10:56

BMCRC - MRO Championships 2015 - Rnd 2 @ Snetterton 300

Thunderbike Sport & Senior 300 Series

RACE 2 - SECTOR ANALYSIS

SECTOR 1 = FL to I1, SECTOR 2 = I1 to I2, SECTOR 3 = I2 to FL, DIFF = Difference To Personal Best Lap

P1 139 TBS Byron KIRK		Suzuki -				
IDEAL LAP TIME : 2:10.296		BEST LAP TIME : 2:10.780		DIFFERENCE : 0.484		
LAP	SECTOR 1	SECTOR 2	LAP TIME	MPH	DIFF	TIME OF DAY
1 -		44.055	2:16.361	78.38	5.581	10:45:23.622
2 -	1:27.212	43.685	2:10.897 (2)	81.65	0.117	10:47:34.519
3 -	1:27.373	43.407	2:10.780 (1)	81.72		10:49:45.299
4 -	1:28.168	43.912	2:12.080	80.92	1.300	10:51:57.379
5 -	1:26.889	44.078	2:10.967 (3)	81.60	0.187	10:54:08.346

P2 6 TBS Martin COOPER		Ducati -				
IDEAL LAP TIME : 2:13.422		BEST LAP TIME : 2:13.906		DIFFERENCE : 0.484		
LAP	SECTOR 1	SECTOR 2	LAP TIME	MPH	DIFF	TIME OF DAY
1 -		44.605	2:18.766	77.02	4.860	10:45:26.027
2 -	1:28.817	45.089	2:13.906 (1)	79.81		10:47:39.933
3 -	1:29.352	44.826	2:14.178 (2)	79.65	0.272	10:49:54.111
4 -	1:30.067	45.533	2:15.600	78.82	1.694	10:52:09.711
5 -	1:29.171	45.539	2:14.710 (3)	79.34	0.804	10:54:24.421

P3 51 TBS Emma JARMAN		Kawasaki -				
IDEAL LAP TIME : 2:13.143		BEST LAP TIME : 2:13.143		DIFFERENCE : 0.000		
LAP	SECTOR 1	SECTOR 2	LAP TIME	MPH	DIFF	TIME OF DAY
1 -		46.110	2:20.184	76.24	7.041	10:45:27.445
2 -	1:28.589	44.554	2:13.143 (1)	80.27		10:47:40.588
3 -	1:29.027	44.925	2:13.952 (2)	79.79	0.809	10:49:54.540
4 -	1:29.962	45.807	2:15.769	78.72	2.626	10:52:10.309
5 -	1:29.307	45.203	2:14.510 (3)	79.45	1.367	10:54:24.819

P4 12 TBS Andrew GILL		Kawasaki -				
IDEAL LAP TIME : 2:12.803		BEST LAP TIME : 2:13.368		DIFFERENCE : 0.565		
LAP	SECTOR 1	SECTOR 2	LAP TIME	MPH	DIFF	TIME OF DAY
1 -		47.179	2:26.481	72.96	13.113	10:45:33.742
2 -	1:30.341	46.001	2:16.342	78.39	2.974	10:47:50.084
3 -	1:29.374	44.567	2:13.941 (3)	79.79	0.573	10:50:04.025
4 -	1:29.055	44.644	2:13.699 (2)	79.94	0.331	10:52:17.724
5 -	1:28.236	45.132	2:13.368 (1)	80.13		10:54:31.092

P5 152 TBS Paul JOHNSTON		Suzuki - ePayMe				
IDEAL LAP TIME : 2:14.867		BEST LAP TIME : 2:15.580		DIFFERENCE : 0.713		
LAP	SECTOR 1	SECTOR 2	LAP TIME	MPH	DIFF	TIME OF DAY
1 -		44.839	2:21.374	75.60	5.794	10:45:28.635
2 -	1:30.028	45.552	2:15.580 (1)	78.83		10:47:44.215
3 -	1:31.500	45.581	2:17.081	77.96	1.501	10:50:01.296
4 -	1:31.104	45.294	2:16.398 (3)	78.35	0.818	10:52:17.694
5 -	1:30.339	45.453	2:15.792 (2)	78.70	0.212	10:54:33.486

P6 40 TBS Simon SNOWDEN		Ducati - Wheels Motorcycles Peterborough				
IDEAL LAP TIME : 2:17.343		BEST LAP TIME : 2:17.450		DIFFERENCE : 0.107		
LAP	SECTOR 1	SECTOR 2	LAP TIME	MPH	DIFF	TIME OF DAY
1 -		46.305	2:25.221	73.59	7.771	10:45:32.482
2 -	1:31.105	46.815	2:17.920 (3)	77.49	0.470	10:47:50.402
3 -	1:31.038	46.412	2:17.450 (1)	77.75		10:50:07.852
4 -	1:31.711	46.309	2:18.020	77.43	0.570	10:52:25.872
5 -	1:31.502	46.321	2:17.823 (2)	77.54	0.373	10:54:43.695

P7 81 TBS Malvern MAY		Ducati -				
IDEAL LAP TIME : 2:15.020		BEST LAP TIME : 2:15.020		DIFFERENCE : 0.000		
LAP	SECTOR 1	SECTOR 2	LAP TIME	MPH	DIFF	TIME OF DAY

Weather / Track : Cloudy / Dry

Snetterton 300
Circuit Length = 2.9689 miles
Start: 10:43 Flag 10:54 End: 10:56

BMCRC - MRO Championships 2015 - Rnd 2 @ Snetterton 300

Thunderbike Sport & Senior 300 Series

RACE 2 - SECTOR ANALYSIS

SECTOR 1 = FL to I1, SECTOR 2 = I1 to I2, SECTOR 3 = I2 to FL, DIFF = Difference To Personal Best Lap

1 -		46.558		2:29.920	71.29	14.900	10:45:37.181
2 -	1:30.849	46.494		2:17.343 (3)	77.82	2.323	10:47:54.524
3 -	1:32.342	45.876		2:18.218	77.32	3.198	10:50:12.742
4 -	1:31.245	45.862		2:17.107 (2)	77.95	2.087	10:52:29.849
5 -	1:30.147	44.873		2:15.020 (1)	79.15		10:54:44.869

P8 65 TBS Ian SOILLEUX		Suzuki -					
IDEAL LAP TIME : 2:14.459		BEST LAP TIME : 2:14.459		DIFFERENCE : 0.000			
LAP	SECTOR 1	SECTOR 2	LAP TIME	MPH	DIFF	TIME OF DAY	
1 -		46.187	2:27.381	72.51	12.922	10:45:34.642	
2 -	1:32.634	48.060	2:20.694	75.96	6.235	10:47:55.336	
3 -	1:32.958	45.495	2:18.453 (3)	77.19	3.994	10:50:13.789	
4 -	1:30.262	46.838	2:17.100 (2)	77.95	2.641	10:52:30.889	
5 -	1:29.948	44.511	2:14.459 (1)	79.48		10:54:45.348	

P9 3 TBS Marcus NEWALL		Suzuki - Mum & Dad					
IDEAL LAP TIME : 2:15.783		BEST LAP TIME : 2:15.783		DIFFERENCE : 0.000			
LAP	SECTOR 1	SECTOR 2	LAP TIME	MPH	DIFF	TIME OF DAY	
1 -		46.870	2:25.936	73.23	10.153	10:45:33.197	
2 -	1:33.971	46.796	2:20.767	75.92	4.984	10:47:53.964	
3 -	1:33.344	45.546	2:18.890 (2)	76.95	3.107	10:50:12.854	
4 -	1:31.843	47.357	2:19.200 (3)	76.78	3.417	10:52:32.054	
5 -	1:30.740	45.043	2:15.783 (1)	78.71		10:54:47.837	

P10 27 TBS William SMITH		Kawasaki -					
IDEAL LAP TIME : 2:15.731		BEST LAP TIME : 2:16.644		DIFFERENCE : 0.913			
LAP	SECTOR 1	SECTOR 2	LAP TIME	MPH	DIFF	TIME OF DAY	
1 -		47.712	2:28.992	71.73	12.348	10:45:36.253	
2 -	1:32.939	46.999	2:19.938	76.37	3.294	10:47:56.191	
3 -	1:32.431	46.112	2:18.543 (3)	77.14	1.899	10:50:14.734	
4 -	1:30.501	46.834	2:17.335 (2)	77.82	0.691	10:52:32.069	
5 -	1:31.414	45.230	2:16.644 (1)	78.21		10:54:48.713	

P11 154 TBS Adam JAMISON		Suzuki -					
IDEAL LAP TIME : 2:17.503		BEST LAP TIME : 2:18.135		DIFFERENCE : 0.632			
LAP	SECTOR 1	SECTOR 2	LAP TIME	MPH	DIFF	TIME OF DAY	
1 -		46.676	2:28.634	71.90	10.499	10:45:35.895	
2 -	1:31.547	46.858	2:18.405 (2)	77.22	0.270	10:47:54.300	
3 -	1:31.930	46.205	2:18.135 (1)	77.37		10:50:12.435	
4 -	1:31.298	47.335	2:18.633 (3)	77.09	0.498	10:52:31.068	
5 -	1:32.442	46.343	2:18.785	77.01	0.650	10:54:49.853	

P12 70 TBS Peter THORNTON		Kawasaki - Cadmatic					
IDEAL LAP TIME : 2:16.940		BEST LAP TIME : 2:17.944		DIFFERENCE : 1.004			
LAP	SECTOR 1	SECTOR 2	LAP TIME	MPH	DIFF	TIME OF DAY	
1 -		47.369	2:29.587	71.45	11.643	10:45:36.848	
2 -	1:31.683	46.655	2:18.338 (2)	77.26	0.394	10:47:55.186	
3 -	1:32.417	46.299	2:18.716 (3)	77.05	0.772	10:50:13.902	
4 -	1:31.228	48.568	2:19.796	76.45	1.852	10:52:33.698	
5 -	1:32.232	45.712	2:17.944 (1)	77.48		10:54:51.642	

P13 82 TBS Paul BEAVIS		Yamaha -					
IDEAL LAP TIME : 2:20.127		BEST LAP TIME : 2:21.084		DIFFERENCE : 0.957			
LAP	SECTOR 1	SECTOR 2	LAP TIME	MPH	DIFF	TIME OF DAY	
1 -		47.711	2:32.546	70.06	11.462	10:45:39.807	
2 -	1:33.176	47.908	2:21.084 (1)	75.75		10:48:00.891	
3 -	1:34.244	46.951	2:21.195 (3)	75.69	0.111	10:50:22.086	
4 -	1:33.936	47.250	2:21.186 (2)	75.70	0.102	10:52:43.272	

Weather / Track : Cloudy / Dry

Snetterton 300

Circuit Length = 2.9689 miles

Start: 10:43 Flag 10:54 End: 10:56

BMCRC - MRO Championships 2015 - Rnd 2 @ Snetterton 300

Thunderbike Sport & Senior 300 Series

RACE 2 - SECTOR ANALYSIS

SECTOR 1 = FL to I1, SECTOR 2 = I1 to I2, SECTOR 3 = I2 to FL, DIFF = Difference To Personal Best Lap

5 - 1:34.882 47.742 2:22.624 74.93 1.540 10:55:05.896

P14 22 TBS Dave HARVIEK			HRC Deltablade - SW Roofing Group			
IDEAL LAP TIME : 2:18.726		BEST LAP TIME : 2:18.726		DIFFERENCE : 0.000		
LAP	SECTOR 1	SECTOR 2	LAP TIME	MPH	DIFF	TIME OF DAY
1 -		48.253	2:34.511	69.17	15.785	10:45:41.772
2 -	1:34.743	48.430	2:23.173 (3)	74.65	4.447	10:48:04.945
3 -	1:35.425	47.883	2:23.308	74.58	4.582	10:50:28.253
4 -	1:33.769	46.805	2:20.574 (2)	76.03	1.848	10:52:48.827
5 -	1:32.811	45.915	2:18.726 (1)	77.04		10:55:07.553

P15 169 TBS Robert MILES			Suzuki - The Bike Shop Long Eaton			
IDEAL LAP TIME : 2:20.491		BEST LAP TIME : 2:20.491		DIFFERENCE : 0.000		
LAP	SECTOR 1	SECTOR 2	LAP TIME	MPH	DIFF	TIME OF DAY
1 -		48.008	2:32.670	70.00	12.179	10:45:39.931
2 -	1:36.168	48.100	2:24.268	74.08	3.777	10:48:04.199
3 -	1:35.579	47.898	2:23.477 (3)	74.49	2.986	10:50:27.676
4 -	1:34.691	46.641	2:21.332 (2)	75.62	0.841	10:52:49.008
5 -	1:34.507	45.984	2:20.491 (1)	76.07		10:55:09.499

P16 56 TBS Jason SOILLEUX			Ducati -			
IDEAL LAP TIME : 2:20.313		BEST LAP TIME : 2:20.962		DIFFERENCE : 0.649		
LAP	SECTOR 1	SECTOR 2	LAP TIME	MPH	DIFF	TIME OF DAY
1 -		48.671	2:41.659	66.11	20.697	10:45:48.920
2 -	1:35.700	50.004	2:25.704	73.35	4.742	10:48:14.624
3 -	1:35.092	47.536	2:22.628 (3)	74.93	1.666	10:50:37.252
4 -	1:32.945	48.017	2:20.962 (1)	75.82		10:52:58.214
5 -	1:33.950	47.368	2:21.318 (2)	75.63	0.356	10:55:19.532

P17 32 TBS Thomas WILLIAMS			Honda -			
IDEAL LAP TIME : 2:23.348		BEST LAP TIME : 2:23.529		DIFFERENCE : 0.181		
LAP	SECTOR 1	SECTOR 2	LAP TIME	MPH	DIFF	TIME OF DAY
1 -		49.186	2:35.087	68.91	11.558	10:45:42.348
2 -	1:36.081	48.962	2:25.043 (3)	73.68	1.514	10:48:07.391
3 -	1:36.580	48.475	2:25.055	73.68	1.526	10:50:32.446
4 -	1:35.571	48.401	2:23.972 (2)	74.23	0.443	10:52:56.418
5 -	1:35.752	47.777	2:23.529 (1)	74.46		10:55:19.947

P18 54 TBS Eric GORRIDGE			Kawasaki -			
IDEAL LAP TIME : 2:23.481		BEST LAP TIME : 2:23.805		DIFFERENCE : 0.324		
LAP	SECTOR 1	SECTOR 2	LAP TIME	MPH	DIFF	TIME OF DAY
1 -		48.890	2:35.659	68.66	11.854	10:45:42.920
2 -	1:36.120	49.259	2:25.379	73.51	1.574	10:48:08.299
3 -	1:36.140	48.556	2:24.696 (3)	73.86	0.891	10:50:32.995
4 -	1:35.373	48.432	2:23.805 (1)	74.32		10:52:56.800
5 -	1:35.944	48.108	2:24.052 (2)	74.19	0.247	10:55:20.852

P19 55 TBS Paul TOLAND			Yamaha -			
IDEAL LAP TIME : 2:23.523		BEST LAP TIME : 2:23.682		DIFFERENCE : 0.159		
LAP	SECTOR 1	SECTOR 2	LAP TIME	MPH	DIFF	TIME OF DAY
1 -		49.780	2:37.100	68.03	13.418	10:45:44.361
2 -	1:35.455	49.060	2:24.515 (3)	73.95	0.833	10:48:08.876
3 -	1:35.614	48.068	2:23.682 (1)	74.38		10:50:32.558
4 -	1:36.809	48.157	2:24.966	73.72	1.284	10:52:57.524
5 -	1:36.046	48.210	2:24.256 (2)	74.09	0.574	10:55:21.780

Weather / Track : Cloudy / Dry

Snetterton 300
Circuit Length = 2.9689 miles
Start: 10:43 Flag 10:54 End: 10:56

BMCRC - MRO Championships 2015 - Rnd 2 @ Snetterton 300

Thunderbike Sport & Senior 300 Series

RACE 2 - SECTOR ANALYSIS

SECTOR 1 = FL to I1, SECTOR 2 = I1 to I2, SECTOR 3 = I2 to FL, DIFF = Difference To Personal Best Lap

P20 80 TBS Matt CLARKE		Honda - Hayley Group PLC				
IDEAL LAP TIME : 2:21.410		BEST LAP TIME : 2:21.486		DIFFERENCE : 0.076		
LAP	SECTOR 1	SECTOR 2	LAP TIME	MPH	DIFF	TIME OF DAY
1 -		50.732	2:40.395	66.63	18.909	10:45:47.656
2 -	1:36.888	49.963	2:26.851	72.78	5.365	10:48:14.507
3 -	1:36.163	47.812	2:23.975 (3)	74.23	2.489	10:50:38.482
4 -	1:34.892	47.051	2:21.943 (2)	75.29	0.457	10:53:00.425
5 -	1:34.968	46.518	2:21.486 (1)	75.54		10:55:21.911

P21 85 TBS Andrew KITE		Ducati - Finology Limited				
IDEAL LAP TIME : 2:21.857		BEST LAP TIME : 2:22.540		DIFFERENCE : 0.683		
LAP	SECTOR 1	SECTOR 2	LAP TIME	MPH	DIFF	TIME OF DAY
1 -		50.504	2:41.297	66.26	18.757	10:45:48.558
2 -	1:38.370	49.677	2:28.047	72.19	5.507	10:48:16.605
3 -	1:36.362	49.728	2:26.090 (3)	73.16	3.550	10:50:42.695
4 -	1:35.979	47.750	2:23.729 (2)	74.36	1.189	10:53:06.424
5 -	1:34.107	48.433	2:22.540 (1)	74.98		10:55:28.964

P22 86 TBS Steve RICHARDS		Honda -				
IDEAL LAP TIME : 2:25.882		BEST LAP TIME : 2:25.882		DIFFERENCE : 0.000		
LAP	SECTOR 1	SECTOR 2	LAP TIME	MPH	DIFF	TIME OF DAY
1 -		50.553	2:39.859	66.85	13.977	10:45:47.120
2 -	1:37.219	49.988	2:27.207 (2)	72.60	1.325	10:48:14.327
3 -	1:38.361	49.320	2:27.681 (3)	72.37	1.799	10:50:42.008
4 -	1:37.037	48.845	2:25.882 (1)	73.26		10:53:07.890
5 -	1:38.164	49.754	2:27.918	72.25	2.036	10:55:35.808

P23 73 TBS Vincent LEWIN		Suzuki - Vinitwin Racing DotCo				
IDEAL LAP TIME : 2:25.145		BEST LAP TIME : 2:25.711		DIFFERENCE : 0.566		
LAP	SECTOR 1	SECTOR 2	LAP TIME	MPH	DIFF	TIME OF DAY
1 -		51.427	2:45.557	64.55	19.846	10:45:52.818
2 -	1:39.223	50.334	2:29.557	71.46	3.846	10:48:22.375
3 -	1:37.382	50.995	2:28.377 (3)	72.03	2.666	10:50:50.752
4 -	1:36.431	49.280	2:25.711 (1)	73.35		10:53:16.463
5 -	1:35.865	50.564	2:26.429 (2)	72.99	0.718	10:55:42.892

P24 23 S Carl MITCHELL		Kawasaki - Erith Group				
IDEAL LAP TIME : 2:24.832		BEST LAP TIME : 2:25.046		DIFFERENCE : 0.214		
LAP	SECTOR 1	SECTOR 2	LAP TIME	MPH	DIFF	TIME OF DAY
1 -		48.288	3:11.082	55.93	46.036	10:46:18.343
2 -	1:37.253	47.927	2:25.180 (2)	73.61	0.134	10:48:43.523
3 -	1:37.614	48.028	2:25.642 (3)	73.38	0.596	10:51:09.165
4 -	1:37.467	47.579	2:25.046 (1)	73.68		10:53:34.211
5 -	1:37.854	48.012	2:25.866	73.27	0.820	10:56:00.077

P25 9 S Graham HAW		Kawasaki - Graham Haw Joinery				
IDEAL LAP TIME : 2:25.920		BEST LAP TIME : 2:25.920		DIFFERENCE : 0.000		
LAP	SECTOR 1	SECTOR 2	LAP TIME	MPH	DIFF	TIME OF DAY
1 -		48.982	3:11.966	55.67	46.046	10:46:19.227
2 -	1:36.973	48.947	2:25.920 (1)	73.24		10:48:45.147
3 -	1:38.572	49.550	2:28.122 (2)	72.15	2.202	10:51:13.269
4 -	1:38.178	50.945	2:29.123 (3)	71.67	3.203	10:53:42.392
5 -	1:39.259	50.999	2:30.258	71.13	4.338	10:56:12.650

P26 59 TBS Danielle COOPER		Kawasaki - ePayMe				
IDEAL LAP TIME : 2:34.281		BEST LAP TIME : 2:35.921		DIFFERENCE : 1.640		
LAP	SECTOR 1	SECTOR 2	LAP TIME	MPH	DIFF	TIME OF DAY

Weather / Track : Cloudy / Dry

Snetterton 300
Circuit Length = 2.9689 miles
Start: 10:43 Flag 10:54 End: 10:56

BMCRC - MRO Championships 2015 - Rnd 2 @ Snetterton 300

Thunderbike Sport & Senior 300 Series

RACE 2 - SECTOR ANALYSIS

SECTOR 1 = FL to I1, SECTOR 2 = I1 to I2, SECTOR 3 = I2 to FL, DIFF = Difference To Personal Best Lap

1 -		51.765		2:45.205	64.69	9.284	10:45:52.466
2 -	1:43.665	52.861		2:36.526 (2)	68.28	0.605	10:48:28.992
3 -	1:45.411	52.668		2:38.079	67.61	2.158	10:51:07.071
4 -	1:42.516	53.405		2:35.921 (1)	68.54		10:53:42.992
5 -	1:43.552	53.021		2:36.573 (3)	68.26	0.652	10:56:19.565

P27 25 S Leon JONES		Kawasaki -					
IDEAL LAP TIME : 2:27.478		BEST LAP TIME : 2:27.529		DIFFERENCE : 0.051			
LAP	SECTOR 1	SECTOR 2	LAP TIME	MPH	DIFF	TIME OF DAY	
1 -		51.194	3:15.171	54.76	47.642	10:46:22.432	
2 -	1:40.164	50.723	2:30.887 (3)	70.83	3.358	10:48:53.319	
3 -	1:40.344	51.284	2:31.628	70.48	4.099	10:51:24.947	
4 -	1:39.687	49.666	2:29.353 (2)	71.56	1.824	10:53:54.300	
5 -	1:37.812	49.717	2:27.529 (1)	72.44		10:56:21.829	

P28 93 S Monica ISAAC		Kawasaki - Fins Motorcycles					
IDEAL LAP TIME : 2:27.130		BEST LAP TIME : 2:27.130		DIFFERENCE : 0.000			
LAP	SECTOR 1	SECTOR 2	LAP TIME	MPH	DIFF	TIME OF DAY	
1 -		50.840	3:18.858	53.74	51.728	10:46:26.119	
2 -	1:41.404	50.248	2:31.652	70.47	4.522	10:48:57.771	
3 -	1:40.240	49.923	2:30.163 (3)	71.17	3.033	10:51:27.934	
4 -	1:38.816	49.757	2:28.573 (2)	71.93	1.443	10:53:56.507	
5 -	1:38.057	49.073	2:27.130 (1)	72.64		10:56:23.637	

P29 2 S Lee HARDY		Kawasaki - Amy & Eric Hardy					
IDEAL LAP TIME : 2:26.477		BEST LAP TIME : 2:27.187		DIFFERENCE : 0.710			
LAP	SECTOR 1	SECTOR 2	LAP TIME	MPH	DIFF	TIME OF DAY	
1 -		51.138	3:19.122	53.67	51.935	10:46:26.383	
2 -	1:41.387	51.575	2:32.962	69.87	5.775	10:48:59.345	
3 -	1:42.206	49.912	2:32.118 (3)	70.26	4.931	10:51:31.463	
4 -	1:39.630	49.097	2:28.727 (2)	71.86	1.540	10:54:00.190	
5 -	1:37.380	49.807	2:27.187 (1)	72.61		10:56:27.377	

P30 64 S Mike DEVALL		Kawasaki -					
IDEAL LAP TIME : 2:33.526		BEST LAP TIME : 2:33.526		DIFFERENCE : 0.000			
LAP	SECTOR 1	SECTOR 2	LAP TIME	MPH	DIFF	TIME OF DAY	
1 -		52.854	3:24.179	52.34	50.653	10:46:31.440	
2 -	1:44.249	51.415	2:35.664 (3)	68.66	2.138	10:49:07.104	
3 -	1:43.437	51.448	2:34.885 (2)	69.00	1.359	10:51:41.989	
4 -	1:43.367	50.159	2:33.526 (1)	69.61		10:54:15.515	

P31 132 S Paul ROBSON		Kawasaki - London First Aid					
IDEAL LAP TIME : 2:33.521		BEST LAP TIME : 2:34.581		DIFFERENCE : 1.060			
LAP	SECTOR 1	SECTOR 2	LAP TIME	MPH	DIFF	TIME OF DAY	
1 -		52.061	3:22.986	52.65	48.405	10:46:30.247	
2 -	1:44.131	51.422	2:35.553 (3)	68.71	0.972	10:49:05.800	
3 -	1:44.338	50.887	2:35.225 (2)	68.85	0.644	10:51:41.025	
4 -	1:42.634	51.947	2:34.581 (1)	69.14		10:54:15.606	

P32 39 S Patrick SMITH		Kawasaki -					
IDEAL LAP TIME : 2:38.770		BEST LAP TIME : 2:39.261		DIFFERENCE : 0.491			
LAP	SECTOR 1	SECTOR 2	LAP TIME	MPH	DIFF	TIME OF DAY	
1 -		53.362	3:27.183	51.58	47.922	10:46:34.444	
2 -	1:47.765	52.420	2:40.185 (3)	66.72	0.924	10:49:14.629	
3 -	1:47.381	52.639	2:40.020 (2)	66.79	0.759	10:51:54.649	
4 -	1:46.350	52.911	2:39.261 (1)	67.11		10:54:33.910	

Weather / Track : Cloudy / Dry

Snetterton 300
Circuit Length = 2.9689 miles
Start: 10:43 Flag 10:54 End: 10:56

BMCRC - MRO Championships 2015 - Rnd 2 @ Snetterton 300

Thunderbike Sport & Senior 300 Series

RACE 2 - SECTOR ANALYSIS

SECTOR 1 = FL to I1, SECTOR 2 = I1 to I2, SECTOR 3 = I2 to FL, DIFF = Difference To Personal Best Lap

P33 73 S Michael SHARMAN		Kawasaki -				
IDEAL LAP TIME : 2:40.703		BEST LAP TIME : 2:40.703		DIFFERENCE : 0.000		
LAP	SECTOR 1	SECTOR 2	LAP TIME	MPH	DIFF	TIME OF DAY
1 -		54.799	3:29.686	50.97	48.983	10:46:36.947
2 -	1:48.769	54.547	2:43.316 (3)	65.44	2.613	10:49:20.263
3 -	1:47.526	54.080	2:41.606 (2)	66.13	0.903	10:52:01.869
4 -	1:46.820	53.883	2:40.703 (1)	66.50		10:54:42.572

P34 30 S Malcolm HOWELL		Kawasaki -				
IDEAL LAP TIME : 2:52.356		BEST LAP TIME : 2:52.578		DIFFERENCE : 0.222		
LAP	SECTOR 1	SECTOR 2	LAP TIME	MPH	DIFF	TIME OF DAY
1 -		58.520	3:41.951	48.15	49.373	10:46:49.212
2 -	1:56.522	58.057	2:54.579 (2)	61.22	2.001	10:49:43.791
3 -	1:57.511	59.681	2:57.192 (3)	60.31	4.614	10:52:40.983
4 -	1:54.299	58.279	2:52.578 (1)	61.93		10:55:33.561

P35 37 TBS Stephen WILSON		Suzuki -				
IDEAL LAP TIME : 2:14.101		BEST LAP TIME : 2:14.175		DIFFERENCE : 0.074		
LAP	SECTOR 1	SECTOR 2	LAP TIME	MPH	DIFF	TIME OF DAY
1 -		44.576	2:20.472 (2)	76.08	6.297	10:45:27.733
2 -	1:29.525	44.650	2:14.175 (1)	79.65		10:47:41.908

P36 58 TBS Steve YOUNG		Kawasaki - Cadmatic				
IDEAL LAP TIME :		BEST LAP TIME : 2:40.346		DIFFERENCE :		
LAP	SECTOR 1	SECTOR 2	LAP TIME	MPH	DIFF	TIME OF DAY
1 -		50.829	2:40.346 (1)	66.65		10:45:47.607

BMCRC - MRO Championships 2015 - Rnd 2 @ Snetterton 300

Thunderbike Sport & Senior 300 Series

RACE 2 - BEST SECTORS

SECTOR 1			SECTOR 2			IDEAL / BEST COMPARISON						
POS	NO	NAME	TIME	NO	NAME	TIME	POS	NO	NAME	IDEAL	BEST	DIFF
									PERFECT LAP	2:10.296		
1	139	KIRK	1:26.889	139	KIRK	43.407	1	139	KIRK	2:10.296	2:10.780	0.484
2	12	GILL	1:28.236	65	SOILLEUX	44.511	2	12	GILL	2:12.803	2:13.368	0.565
3	51	JARMAN	1:28.589	51	JARMAN	44.554	3	51	JARMAN	2:13.143	2:13.143	0.000
4	6	COOPER	1:28.817	12	GILL	44.567	4	6	COOPER	2:13.422	2:13.906	0.484
5	37	WILSON	1:29.525	37	WILSON	44.576	5	37	WILSON	2:14.101	2:14.175	0.074
6	65	SOILLEUX	1:29.948	6	COOPER	44.605	6	65	SOILLEUX	2:14.459	2:14.459	0.000
7	152	JOHNSTON	1:30.028	152	JOHNSTON	44.839	7	152	JOHNSTON	2:14.867	2:15.580	0.713
8	81	MAY	1:30.147	81	MAY	44.873	8	81	MAY	2:15.020	2:15.020	0.000
9	27	SMITH	1:30.501	3	NEWALL	45.043	9	27	SMITH	2:15.731	2:16.644	0.913
10	3	NEWALL	1:30.740	27	SMITH	45.230	10	3	NEWALL	2:15.783	2:15.783	0.000
11	40	SNOWDEN	1:31.038	70	THORNTON	45.712	11	70	THORNTON	2:16.940	2:17.944	1.004
12	70	THORNTON	1:31.228	22	HARVIEK	45.915	12	40	SNOWDEN	2:17.343	2:17.450	0.107
13	154	JAMISON	1:31.298	169	MILES	45.984	13	154	JAMISON	2:17.503	2:18.135	0.632
14	22	HARVIEK	1:32.811	154	JAMISON	46.205	14	22	HARVIEK	2:18.726	2:18.726	0.000
15	56	SOILLEUX	1:32.945	40	SNOWDEN	46.305	15	82	BEAVIS	2:20.127	2:21.084	0.957
16	82	BEAVIS	1:33.176	80	CLARKE	46.518	16	56	SOILLEUX	2:20.313	2:20.962	0.649
17	85	KITE	1:34.107	82	BEAVIS	46.951	17	169	MILES	2:20.491	2:20.491	0.000
18	169	MILES	1:34.507	56	SOILLEUX	47.368	18	80	CLARKE	2:21.410	2:21.486	0.076
19	80	CLARKE	1:34.892	23	MITCHELL	47.579	19	85	KITE	2:21.857	2:22.540	0.683
20	54	GORRIDGE	1:35.373	85	KITE	47.750	20	32	WILLIAMS	2:23.348	2:23.529	0.181
21	55	TOLAND	1:35.455	32	WILLIAMS	47.777	21	54	GORRIDGE	2:23.481	2:23.805	0.324
22	32	WILLIAMS	1:35.571	55	TOLAND	48.068	22	55	TOLAND	2:23.523	2:23.682	0.159
23	73	LEWIN	1:35.865	54	GORRIDGE	48.108	23	23	MITCHELL	2:24.832	2:25.046	0.214
24	9	HAW	1:36.973	86	RICHARDS	48.845	24	73	LEWIN	2:25.145	2:25.711	0.566
25	86	RICHARDS	1:37.037	9	HAW	48.947	25	86	RICHARDS	2:25.882	2:25.882	0.000
26	23	MITCHELL	1:37.253	93	ISAAC	49.073	26	9	HAW	2:25.920	2:25.920	0.000
27	2	HARDY	1:37.380	2	HARDY	49.097	27	2	HARDY	2:26.477	2:27.187	0.710
28	25	JONES	1:37.812	73	LEWIN	49.280	28	93	ISAAC	2:27.130	2:27.130	0.000
29	93	ISAAC	1:38.057	25	JONES	49.666	29	25	JONES	2:27.478	2:27.529	0.051
30	59	COOPER	1:42.516	64	DEVALL	50.159	30	132	ROBSON	2:33.521	2:34.581	1.060
31	132	ROBSON	1:42.634	58	YOUNG	50.829	31	64	DEVALL	2:33.526	2:33.526	0.000
32	64	DEVALL	1:43.367	132	ROBSON	50.887	32	59	COOPER	2:34.281	2:35.921	1.640
33	39	SMITH	1:46.350	59	COOPER	51.765	33	39	SMITH	2:38.770	2:39.261	0.491
34	73	SHARMAN	1:46.820	39	SMITH	52.420	34	73	SHARMAN	2:40.703	2:40.703	0.000
35	30	HOWELL	1:54.299	73	SHARMAN	53.883	35	30	HOWELL	2:52.356	2:52.578	0.222
36				30	HOWELL	58.057	36	58	YOUNG		2:40.346	

Weather / Track : Cloudy / Dry

Snetterton 300

Circuit Length = 2.9689 miles

Start: 10:43 Flag 10:54 End: 10:56

Results can be found at www.tsl-timing.com

Printed - 11:02 Sunday, 26 April 2015

BMCRC - MRO Championships 2015 - Rnd 2 @ Snetterton 300

Thunderbike Sport & Senior 300 Series

RACE 13 - GRID (5 Laps)



ROW 15		44	71 Chad JENNER	43	30 Malcolm HOWELL		
ROW 14	42	73 Michael SHARMAN	41	39 Patrick SMITH	40	132 Paul ROBSON	
ROW 13		39	64 Mike DEVAL	38	2 Lee HARDY	37	93 Monica ISAAC
ROW 12	36	25 Leon JONES	35	9 Graham HAW	34	23 Carl MITCHELL	
ROW 11							
ROW 10							
ROW 9		27	43 Colin WALKEY	26	58 Steve YOUNG	25	37 Stephen WILSON
ROW 8	24	59 Danielle COOPER	23	73 Vincent LEWIN	22	86 Steve RICHARDS	
ROW 7		21	85 Andrew KITE	20	80 Matt CLARKE	19	55 Paul TOLAND
ROW 6	18	54 Eric GORRIDGE	17	32 Thomas WILLIAMS	16	56 Jason SOILLEUX	
ROW 5		15	169 Robert MILES	14	22 Dave HARVIEK	13	82 Paul BEAVIS
ROW 4	12	70 Peter THORNTON	11	154 Adam JAMISON	10	27 William SMITH	
ROW 3		9	3 Marcus NEWALL	8	65 Ian SOILLEUX	7	81 Malvern MAY
ROW 2	6	40 Simon SNOWDEN	5	152 Paul JOHNSTON	4	12 Andrew GILL	
ROW 1		3	51 Emma JARMAN	2	6 Martin COOPER	1	139 Byron KIRK
						Pole	

Snetterton 300
Circuit Length = 2.9689 miles

These results are provisional until the conclusion of any judicial and technical matters.

Clerk Of Course :	Timekeeper :
-------------------	--------------

Results can be found at www.tsl-timing.com

Printed - 11:05 Sunday, 26 April 2015



BMCRC - MRO Championships 2015 - Rnd 2 @ Snetterton 300



Thunderbike Sport & Senior 300 Series

RACE 13 - CLASSIFICATION

CLASS : S											
POS	NO	CL	NAME	ENTRY	LAPS	TIME	GAP	DIFF	MPH	BEST	ON
1	23	S	Carl MITCHELL	Kawasaki - Erith Group	5	12:45.525			69.80	2:24.878	5
2	9	S	Graham HAW	Kawasaki - Graham Haw Joinery	5	12:46.672	1:47.347	1.147	69.70	2:24.345	5
3	25	S	Leon JONES	Kawasaki -	5	12:58.704	1:59.379	12.032	68.62	2:27.934	5
4	2	S	Lee HARDY	Kawasaki - Amy & Eric Hardy	5	13:10.276	2:10.951	11.572	67.62	2:27.701	4
5	93	S	Monica ISAAC	Kawasaki - Fins Motorcycles	5	13:10.378	2:11.053	0.102	67.61	2:29.070	4
6	132	S	Paul ROBSON	Kawasaki - London First Aid	5	13:25.971	2:26.646	8.552	66.30	2:32.850	2
7	39	S	Patrick SMITH	Kawasaki -	4	11:08.227	1 Lap	1 Lap	63.97	2:35.796	2
8	64	S	Mike DEVALL	Kawasaki -	4	11:09.004	1 Lap	0.777	63.90	2:35.751	2
9	73	S	Michael SHARMAN	Kawasaki -	4	11:21.053	1 Lap	12.049	62.77	2:39.436	4
10	30	S	Malcolm HOWELL	Kawasaki -	4	12:20.749	1 Lap	57.796	57.71	2:54.828	2

CLASS : TBS											
POS	NO	CL	NAME	ENTRY	LAPS	TIME	GAP	DIFF	MPH	BEST	ON
1	139	TBS	Byron KIRK	Suzuki -	5	10:59.325			81.05	2:10.112	2
2	51	TBS	Emma JARMAN	Kawasaki -	5	11:04.759	5.434	5.434	80.39	2:11.079	4
3	12	TBS	Andrew GILL	Kawasaki -	5	11:06.044	6.719	1.285	80.23	2:11.379	2
4	154	TBS	Adam JAMISON	Suzuki -	5	11:13.920	14.595	7.876	79.29	2:12.971	2
5	6	TBS	Martin COOPER	Ducati -	5	11:18.923	19.598	5.003	78.71	2:13.802	2
6	152	TBS	Paul JOHNSTON	Suzuki - ePayMe	5	11:19.124	19.799	0.201	78.69	2:14.302	3
7	3	TBS	Marcus NEWALL	Suzuki - Mum & Dad	5	11:26.030	26.705	6.906	77.89	2:15.479	2
8	81	TBS	Malvern MAY	Ducati -	5	11:29.045	29.720	3.015	77.55	2:15.674	5
9	65	TBS	Ian SOILLEUX	Suzuki -	5	11:35.387	36.062	6.342	76.84	2:16.304	5
10	40	TBS	Simon SNOWDEN	Ducati - Wheels Motorcycles Peterborough	5	11:39.749	40.424	4.362	76.37	2:17.712	2
11	27	TBS	William SMITH	Kawasaki -	5	11:42.865	43.540	3.116	76.03	2:17.925	2
12	56	TBS	Jason SOILLEUX	Ducati -	5	11:47.824	48.499	4.959	75.49	2:18.611	5
13	82	TBS	Paul BEAVIS	R Yamaha -	5	11:48.329	49.004	0.505	75.44	2:18.833	3
14	169	TBS	Robert MILES	Suzuki - The Bike Shop Long Eaton	5	11:50.070	50.745	1.741	75.26	2:19.097	5
15	80	TBS	Matt CLARKE	Honda - Hayley Group PLC	5	11:50.422	51.097	0.352	75.22	2:19.129	5
16	22	TBS	Dave HARVIEK	HRC Deltablade - SW Roofing Group	5	11:51.423	52.098	1.001	75.11	2:18.852	5
17	54	TBS	Eric GORRIDGE	Kawasaki -	5	11:56.041	56.716	4.618	74.63	2:21.160	2
18	55	TBS	Paul TOLAND	Yamaha -	5	11:56.893	57.568	0.852	74.54	2:20.885	5
19	58	TBS	Steve YOUNG	Kawasaki - Cadmatic	5	12:05.352	1:06.027	8.459	73.67	2:20.806	5
20	85	TBS	Andrew KITE	Ducati - Finology Limited	5	12:10.460	1:11.135	5.108	73.15	2:20.897	5
21	32	TBS	Thomas WILLIAMS	Honda -	5	12:10.651	1:11.326	0.191	73.14	2:24.060	4
22	86	TBS	Steve RICHARDS	R Honda -	5	12:22.962	1:23.637	12.311	71.92	2:25.181	2
23	73	TBS	Vincent LEWIN	Suzuki - Vinitwin Racing DotCo	5	12:23.298	1:23.973	0.336	71.89	2:25.313	4
24	59	TBS	Danielle COOPER	Kawasaki - ePayMe	5	13:17.419	2:18.094	7.041	67.01	2:34.318	2
25	171	TBS	Luke HARVEY	Kawasaki - www.CMSPIPE.com CMS Racing	4	11:22.953	1 Lap	1.900	62.59	2:36.491	3

FASTEST LAP

139	TBS	Byron KIRK	Suzuki -	2	2:10.112	82.14 mph	132.19 kph
9	S	Graham HAW	Kawasaki - Graham Haw Joinery	5	2:24.345	74.04 mph	119.16 kph

Class S - 90% of race speed - 62.82mph
 Class TBS - 90% of race speed - 72.94mph

Snetterton 300
 Circuit Length = 2.9689 miles
 Start: 14:52 Flag 15:02 End: 15:05

Weather / Track : Cloudy / Dry

These results are provisional until the conclusion of any judicial and technical matters.

Clerk Of Course :	Timekeeper :
-------------------	--------------

Results can be found at www.tsl-timing.com

Printed - 15:07 Sunday, 26 April 2015



BMCRC - MRO Championships 2015 - Rnd 2 @ Snetterton 300

Thunderbike Sport & Senior 300 Series

RACE 13 - LAP CHART

LAP 1 @ 14:54:16.943			LAP 2 @ 14:56:27.055			LAP 3 @ 14:58:37.475			LAP 4 @ 15:00:48.507			LAP 5 @ 15:03:01.344		
NO	BEHIND	LAP TIME	NO	BEHIND	LAP TIME	NO	BEHIND	LAP TIME	NO	BEHIND	LAP TIME	NO	BEHIND	LAP TIME
139		2:14.924	139		2:10.112	139		2:10.420	139		2:11.032	139		2:12.837
6	2.452	2:17.376	12	3.830	2:11.379	12	5.119	2:11.709	51	5.472	2:11.079	51	5.434	2:12.799
12	2.563	2:17.487	51	4.495	2:11.353	51	5.425	2:11.350	12	7.170	2:13.083	12	6.719	2:12.386
51	3.254	2:18.178	6	6.142	2:13.802	154	9.014	2:13.148	154	12.721	2:14.739	39	1 Lap	2:37.949
154	3.427	2:18.351	154	6.286	2:12.971	6	10.670	2:14.948	6	16.586	2:16.948	64	1 Lap	2:38.105
3	4.887	2:19.811	152	9.937	2:14.904	152	13.819	2:14.302	152	17.482	2:14.695	154	14.595	2:14.711
152	5.145	2:20.069	3	10.254	2:15.479	3	16.640	2:16.806	3	22.665	2:17.057	6	19.598	2:15.849
40	9.186	2:24.110	81	15.505	2:15.824	81	21.844	2:16.759	81	26.883	2:16.071	152	19.799	2:15.154
81	9.793	2:24.717	40	16.786	2:17.712	65	25.238	2:18.277	65	32.595	2:18.389	73	1 Lap	2:39.436
65	9.808	2:24.732	65	17.381	2:17.685	40	25.377	2:19.011	40	33.331	2:18.986	171	1 Lap	2:37.938
27	11.041	2:25.965	27	18.854	2:17.925	27	27.943	2:19.509	27	36.126	2:19.215	3	26.705	2:16.877
80	13.688	2:28.612	169	23.468	2:19.876	82	33.903	2:18.833	30	1 Lap	2:57.466	81	29.720	2:15.674
169	13.704	2:28.628	80	24.150	2:20.574	169	34.109	2:21.061	82	42.593	2:19.722	65	36.062	2:16.304
54	14.203	2:29.127	54	25.251	2:21.160	80	34.748	2:21.018	56	42.725	2:18.895	40	40.424	2:19.930
82	14.977	2:29.901	82	25.490	2:20.625	56	34.862	2:18.938	169	44.485	2:21.408	27	43.540	2:20.251
22	15.368	2:30.292	56	26.344	2:18.931	22	36.628	2:20.409	80	44.805	2:21.089	56	48.499	2:18.611
55	15.552	2:30.476	22	26.639	2:21.383	54	36.669	2:21.838	22	46.083	2:20.487	82	49.004	2:19.248
56	17.525	2:32.449	55	27.920	2:22.480	55	39.617	2:22.117	54	48.331	2:22.694	169	50.745	2:19.097
32	17.587	2:32.511	32	33.167	2:25.692	58	46.634	2:23.225	55	49.520	2:20.935	80	51.097	2:19.129
58	19.361	2:34.285	58	33.829	2:24.580	32	46.965	2:24.218	58	58.058	2:22.456	22	52.098	2:18.852
86	20.423	2:35.347	86	35.492	2:25.181	86	51.619	2:26.547	32	59.993	2:24.060	54	56.716	2:21.222
85	24.193	2:39.117	85	39.402	2:25.321	85	52.526	2:23.544	85	1:03.075	2:21.581	55	57.568	2:20.885
73	24.428	2:39.352	73	40.972	2:26.656	73	56.038	2:25.486	86	1:08.304	2:27.717	58	1:06.027	2:20.806
59	24.634	2:39.558	59	48.840	2:34.318	59	1:18.683	2:40.263	73	1:10.319	2:25.313	85	1:11.135	2:20.897
23	48.582	3:03.506	23	1:04.132	2:25.662	23	1:19.892	2:26.180	23	1:34.159	2:25.299	32	1:11.326	2:24.170
9	49.760	3:04.684	9	1:05.351	2:25.703	9	1:20.466	2:25.535	9	1:35.839	2:26.405	30	1 Lap	2:56.915
25	50.929	3:05.853	25	1:08.842	2:28.025	25	1:26.447	2:28.025	25	1:44.282	2:28.867	86	1:23.637	2:28.170
93	54.506	3:09.430	93	1:15.297	2:30.903	93	1:34.783	2:29.906	59	1:49.865	2:42.214	73	1:23.973	2:26.491
2	56.280	3:11.204	2	1:15.646	2:29.478	2	1:35.393	2:30.167	2	1:52.062	2:27.701	23	1:46.200	2:24.878
132	58.036	3:12.960	132	1:20.774	2:32.850	132	1:44.152	2:33.798	93	1:52.821	2:29.070	9	1:47.347	2:24.345
39	1:01.545	3:16.469	39	1:27.229	2:35.796	39	1:54.822	2:38.013	132	2:06.214	2:33.094	25	1:59.379	2:27.934
64	1:03.182	3:18.106	64	1:28.821	2:35.751	64	1:55.443	2:37.042				2	2:10.951	2:31.726
73	1:04.877	3:19.801	73	1:36.145	2:41.380	73	2:06.161	2:40.436				93	2:11.053	2:31.069
171	1:14.663	3:29.587	171	1:43.488	2:38.937	171	2:09.559	2:36.491				59	2:18.094	2:41.066
30	1:16.616	3:31.540	30	2:01.332	2:54.828							132	2:26.646	2:33.269

Weather / Track : Cloudy / Dry

Snetterton 300

Circuit Length = 2.9689 miles

Start: 14:52 Flag 15:02 End: 15:05

Results can be found at www.tsl-timing.com

Printed - 15:09 Sunday, 26 April 2015

BMCRC - MRO Championships 2015 - Rnd 2 @ Snetterton 300

Thunderbike Sport & Senior 300 Series

RACE 13 - SECTOR ANALYSIS

SECTOR 1 = FL to I1, SECTOR 2 = I1 to I2, SECTOR 3 = I2 to FL, DIFF = Difference To Personal Best Lap

P1 139 TBS Byron KIRK		Suzuki -				
IDEAL LAP TIME : 2:10.022		BEST LAP TIME : 2:10.112		DIFFERENCE : 0.090		
LAP	SECTOR 1	SECTOR 2	LAP TIME	MPH	DIFF	TIME OF DAY
1 -		43.203	2:14.924	79.21	4.812	14:54:16.943
2 -	1:26.819	43.293	2:10.112 (1)	82.14		14:56:27.055
3 -	1:26.868	43.552	2:10.420 (2)	81.95	0.308	14:58:37.475
4 -	1:27.490	43.542	2:11.032 (3)	81.56	0.920	15:00:48.507
5 -	1:28.542	44.295	2:12.837	80.46	2.725	15:03:01.344

P2 51 TBS Emma JARMAN		Kawasaki -				
IDEAL LAP TIME : 2:10.623		BEST LAP TIME : 2:11.079		DIFFERENCE : 0.456		
LAP	SECTOR 1	SECTOR 2	LAP TIME	MPH	DIFF	TIME OF DAY
1 -		44.909	2:18.178	77.34	7.099	14:54:20.197
2 -	1:27.573	43.780	2:11.353 (3)	81.36	0.274	14:56:31.550
3 -	1:27.261	44.089	2:11.350 (2)	81.37	0.271	14:58:42.900
4 -	1:27.717	43.362	2:11.079 (1)	81.53		15:00:53.979
5 -	1:28.049	44.750	2:12.799	80.48	1.720	15:03:06.778

P3 12 TBS Andrew GILL		Kawasaki -				
IDEAL LAP TIME : 2:11.102		BEST LAP TIME : 2:11.379		DIFFERENCE : 0.277		
LAP	SECTOR 1	SECTOR 2	LAP TIME	MPH	DIFF	TIME OF DAY
1 -		44.230	2:17.487	77.73	6.108	14:54:19.506
2 -	1:27.308	44.071	2:11.379 (1)	81.35		14:56:30.885
3 -	1:27.915	43.794	2:11.709 (2)	81.14	0.330	14:58:42.594
4 -	1:29.034	44.049	2:13.083	80.31	1.704	15:00:55.677
5 -	1:28.184	44.202	2:12.386 (3)	80.73	1.007	15:03:08.063

P4 154 TBS Adam JAMISON		Suzuki -				
IDEAL LAP TIME : 2:12.078		BEST LAP TIME : 2:12.971		DIFFERENCE : 0.893		
LAP	SECTOR 1	SECTOR 2	LAP TIME	MPH	DIFF	TIME OF DAY
1 -		43.750	2:18.351	77.25	5.380	14:54:20.370
2 -	1:28.328	44.643	2:12.971 (1)	80.37		14:56:33.341
3 -	1:28.915	44.233	2:13.148 (2)	80.27	0.177	14:58:46.489
4 -	1:30.149	44.590	2:14.739	79.32	1.768	15:01:01.228
5 -	1:29.581	45.130	2:14.711 (3)	79.34	1.740	15:03:15.939

P5 6 TBS Martin COOPER		Ducati -				
IDEAL LAP TIME : 2:13.526		BEST LAP TIME : 2:13.802		DIFFERENCE : 0.276		
LAP	SECTOR 1	SECTOR 2	LAP TIME	MPH	DIFF	TIME OF DAY
1 -		44.876	2:17.376	77.80	3.574	14:54:19.395
2 -	1:28.650	45.152	2:13.802 (1)	79.87		14:56:33.197
3 -	1:29.513	45.435	2:14.948 (2)	79.20	1.146	14:58:48.145
4 -	1:31.236	45.712	2:16.948	78.04	3.146	15:01:05.093
5 -	1:30.732	45.117	2:15.849 (3)	78.67	2.047	15:03:20.942

P6 152 TBS Paul JOHNSTON		Suzuki - ePayMe				
IDEAL LAP TIME : 2:13.643		BEST LAP TIME : 2:14.302		DIFFERENCE : 0.659		
LAP	SECTOR 1	SECTOR 2	LAP TIME	MPH	DIFF	TIME OF DAY
1 -		44.481	2:20.069	76.30	5.767	14:54:22.088
2 -	1:29.784	45.120	2:14.904 (3)	79.22	0.602	14:56:36.992
3 -	1:29.162	45.140	2:14.302 (1)	79.58		14:58:51.294
4 -	1:29.771	44.924	2:14.695 (2)	79.35	0.393	15:01:05.989
5 -	1:29.904	45.250	2:15.154	79.08	0.852	15:03:21.143

P7 3 TBS Marcus NEWALL		Suzuki - Mum & Dad				
IDEAL LAP TIME : 2:15.479		BEST LAP TIME : 2:15.479		DIFFERENCE : 0.000		
LAP	SECTOR 1	SECTOR 2	LAP TIME	MPH	DIFF	TIME OF DAY

Weather / Track : Cloudy / Dry

Snetterton 300
Circuit Length = 2.9689 miles
Start: 14:52 Flag 15:02 End: 15:05

BMCRC - MRO Championships 2015 - Rnd 2 @ Snetterton 300

Thunderbike Sport & Senior 300 Series

RACE 13 - SECTOR ANALYSIS

SECTOR 1 = FL to I1, SECTOR 2 = I1 to I2, SECTOR 3 = I2 to FL, DIFF = Difference To Personal Best Lap

1 -		44.884		2:19.811	76.44	4.332	14:54:21.830
2 -	1:30.597	44.882		2:15.479 (1)	78.89		14:56:37.309
3 -	1:30.799	46.007		2:16.806 (2)	78.12	1.327	14:58:54.115
4 -	1:31.430	45.627		2:17.057	77.98	1.578	15:01:11.172
5 -	1:30.898	45.979		2:16.877 (3)	78.08	1.398	15:03:28.049

P8	81 TBS	Malvern MAY	Ducati -			
IDEAL LAP TIME : 2:15.640		BEST LAP TIME : 2:15.674	DIFFERENCE : 0.034			
LAP	SECTOR 1	SECTOR 2	LAP TIME	MPH	DIFF	TIME OF DAY
1 -		45.940	2:24.717	73.85	9.043	14:54:26.736
2 -	1:30.107	45.717	2:15.824 (2)	78.69	0.150	14:56:42.560
3 -	1:31.014	45.745	2:16.759	78.15	1.085	14:58:59.319
4 -	1:30.292	45.779	2:16.071 (3)	78.54	0.397	15:01:15.390
5 -	1:30.141	45.533	2:15.674 (1)	78.77		15:03:31.064

P9	65 TBS	Ian SOILLEUX	Suzuki -			
IDEAL LAP TIME : 2:16.304		BEST LAP TIME : 2:16.304	DIFFERENCE : 0.000			
LAP	SECTOR 1	SECTOR 2	LAP TIME	MPH	DIFF	TIME OF DAY
1 -		45.977	2:24.732	73.84	8.428	14:54:26.751
2 -	1:31.538	46.147	2:17.685 (2)	77.62	1.381	14:56:44.436
3 -	1:31.613	46.664	2:18.277 (3)	77.29	1.973	14:59:02.713
4 -	1:32.064	46.325	2:18.389	77.23	2.085	15:01:21.102
5 -	1:30.739	45.565	2:16.304 (1)	78.41		15:03:37.406

P10	40 TBS	Simon SNOWDEN	Ducati - Wheels Motorcycles Peterborough			
IDEAL LAP TIME : 2:17.712		BEST LAP TIME : 2:17.712	DIFFERENCE : 0.000			
LAP	SECTOR 1	SECTOR 2	LAP TIME	MPH	DIFF	TIME OF DAY
1 -		46.581	2:24.110	74.16	6.398	14:54:26.129
2 -	1:31.182	46.530	2:17.712 (1)	77.61		14:56:43.841
3 -	1:31.924	47.087	2:19.011 (3)	76.88	1.299	14:59:02.852
4 -	1:31.570	47.416	2:18.986 (2)	76.90	1.274	15:01:21.838
5 -	1:32.577	47.353	2:19.930	76.38	2.218	15:03:41.768

P11	27 TBS	William SMITH	Kawasaki -			
IDEAL LAP TIME : 2:17.925		BEST LAP TIME : 2:17.925	DIFFERENCE : 0.000			
LAP	SECTOR 1	SECTOR 2	LAP TIME	MPH	DIFF	TIME OF DAY
1 -		46.326	2:25.965	73.22	8.040	14:54:27.984
2 -	1:31.708	46.217	2:17.925 (1)	77.49		14:56:45.909
3 -	1:32.969	46.540	2:19.509 (3)	76.61	1.584	14:59:05.418
4 -	1:32.729	46.486	2:19.215 (2)	76.77	1.290	15:01:24.633
5 -	1:33.188	47.063	2:20.251	76.20	2.326	15:03:44.884

P12	56 TBS	Jason SOILLEUX	Ducati -			
IDEAL LAP TIME : 2:18.273		BEST LAP TIME : 2:18.611	DIFFERENCE : 0.338			
LAP	SECTOR 1	SECTOR 2	LAP TIME	MPH	DIFF	TIME OF DAY
1 -		46.925	2:32.449	70.10	13.838	14:54:34.468
2 -	1:32.383	46.548	2:18.931 (3)	76.93	0.320	14:56:53.399
3 -	1:32.184	46.754	2:18.938	76.92	0.327	14:59:12.337
4 -	1:32.034	46.861	2:18.895 (2)	76.95	0.284	15:01:31.232
5 -	1:31.725	46.886	2:18.611 (1)	77.10		15:03:49.843

P13	82 TBS	Paul BEAVIS	Yamaha -			
IDEAL LAP TIME : 2:18.740		BEST LAP TIME : 2:18.833	DIFFERENCE : 0.093			
LAP	SECTOR 1	SECTOR 2	LAP TIME	MPH	DIFF	TIME OF DAY
1 -		47.271	2:29.901	71.30	11.068	14:54:31.920
2 -	1:33.203	47.422	2:20.625	76.00	1.792	14:56:52.545
3 -	1:32.175	46.658	2:18.833 (1)	76.98		14:59:11.378
4 -	1:32.444	47.278	2:19.722 (3)	76.49	0.889	15:01:31.100

Weather / Track : Cloudy / Dry

Snetterton 300
Circuit Length = 2.9689 miles
Start: 14:52 Flag 15:02 End: 15:05

BMCRC - MRO Championships 2015 - Rnd 2 @ Snetterton 300

Thunderbike Sport & Senior 300 Series

RACE 13 - SECTOR ANALYSIS

SECTOR 1 = FL to I1, SECTOR 2 = I1 to I2, SECTOR 3 = I2 to FL, DIFF = Difference To Personal Best Lap

5 - 1:32.683 **46.565** 2:19.248 (2) 76.75 0.415 15:03:50.348

P14 169 TBS Robert MILES			Suzuki - The Bike Shop Long Eaton			
IDEAL LAP TIME : 2:19.097		BEST LAP TIME : 2:19.097		DIFFERENCE : 0.000		
LAP	SECTOR 1	SECTOR 2	LAP TIME	MPH	DIFF	TIME OF DAY
1 -		47.150	2:28.628	71.91	9.531	14:54:30.647
2 -	1:33.324	46.552	2:19.876 (2)	76.41	0.779	14:56:50.523
3 -	1:33.294	47.767	2:21.061 (3)	75.76	1.964	14:59:11.584
4 -	1:35.009	46.399	2:21.408	75.58	2.311	15:01:32.992
5 -	1:33.171	45.926	2:19.097 (1)	76.83		15:03:52.089

P15 80 TBS Matt CLARKE			Honda - Hayley Group PLC			
IDEAL LAP TIME : 2:19.129		BEST LAP TIME : 2:19.129		DIFFERENCE : 0.000		
LAP	SECTOR 1	SECTOR 2	LAP TIME	MPH	DIFF	TIME OF DAY
1 -		47.367	2:28.612	71.91	9.483	14:54:30.631
2 -	1:33.844	46.730	2:20.574 (2)	76.03	1.445	14:56:51.205
3 -	1:33.490	47.528	2:21.018 (3)	75.79	1.889	14:59:12.223
4 -	1:34.261	46.828	2:21.089	75.75	1.960	15:01:33.312
5 -	1:33.201	45.928	2:19.129 (1)	76.82		15:03:52.441

P16 22 TBS Dave HARVIEK			HRC Deltablade - SW Roofing Group			
IDEAL LAP TIME : 2:18.778		BEST LAP TIME : 2:18.852		DIFFERENCE : 0.074		
LAP	SECTOR 1	SECTOR 2	LAP TIME	MPH	DIFF	TIME OF DAY
1 -		47.628	2:30.292	71.11	11.440	14:54:32.311
2 -	1:33.592	47.791	2:21.383	75.59	2.531	14:56:53.694
3 -	1:33.025	47.384	2:20.409 (2)	76.12	1.557	14:59:14.103
4 -	1:34.489	45.998	2:20.487 (3)	76.07	1.635	15:01:34.590
5 -	1:33.099	45.753	2:18.852 (1)	76.97		15:03:53.442

P17 54 TBS Eric GORRIDGE			Kawasaki -			
IDEAL LAP TIME : 2:20.579		BEST LAP TIME : 2:21.160		DIFFERENCE : 0.581		
LAP	SECTOR 1	SECTOR 2	LAP TIME	MPH	DIFF	TIME OF DAY
1 -		47.097	2:29.127	71.67	7.967	14:54:31.146
2 -	1:33.795	47.365	2:21.160 (1)	75.71		14:56:52.306
3 -	1:33.482	48.356	2:21.838 (3)	75.35	0.678	14:59:14.144
4 -	1:35.026	47.668	2:22.694	74.90	1.534	15:01:36.838
5 -	1:33.763	47.459	2:21.222 (2)	75.68	0.062	15:03:58.060

P18 55 TBS Paul TOLAND			Yamaha -			
IDEAL LAP TIME : 2:20.885		BEST LAP TIME : 2:20.885		DIFFERENCE : 0.000		
LAP	SECTOR 1	SECTOR 2	LAP TIME	MPH	DIFF	TIME OF DAY
1 -		46.700	2:30.476	71.02	9.591	14:54:32.495
2 -	1:34.674	47.806	2:22.480	75.01	1.595	14:56:54.975
3 -	1:34.936	47.181	2:22.117 (3)	75.20	1.232	14:59:17.092
4 -	1:34.433	46.502	2:20.935 (2)	75.83	0.050	15:01:38.027
5 -	1:34.426	46.459	2:20.885 (1)	75.86		15:03:58.912

P19 58 TBS Steve YOUNG			Kawasaki - Cadmatic			
IDEAL LAP TIME : 2:20.806		BEST LAP TIME : 2:20.806		DIFFERENCE : 0.000		
LAP	SECTOR 1	SECTOR 2	LAP TIME	MPH	DIFF	TIME OF DAY
1 -		48.580	2:34.285	69.27	13.479	14:54:36.304
2 -	1:36.624	47.956	2:24.580	73.92	3.774	14:57:00.884
3 -	1:35.254	47.971	2:23.225 (3)	74.62	2.419	14:59:24.109
4 -	1:34.664	47.792	2:22.456 (2)	75.02	1.650	15:01:46.565
5 -	1:34.291	46.515	2:20.806 (1)	75.90		15:04:07.371

Weather / Track : Cloudy / Dry

Snetterton 300

Circuit Length = 2.9689 miles

Start: 14:52 Flag 15:02 End: 15:05

BMCRC - MRO Championships 2015 - Rnd 2 @ Snetterton 300

Thunderbike Sport & Senior 300 Series

RACE 13 - SECTOR ANALYSIS

SECTOR 1 = FL to I1, SECTOR 2 = I1 to I2, SECTOR 3 = I2 to FL, DIFF = Difference To Personal Best Lap

P20 85 TBS Andrew KITE		Ducati - Finology Limited				
IDEAL LAP TIME : 2:20.498		BEST LAP TIME : 2:20.897		DIFFERENCE : 0.399		
LAP	SECTOR 1	SECTOR 2	LAP TIME	MPH	DIFF	TIME OF DAY
1 -		50.998	2:39.117	67.17	18.220	14:54:41.136
2 -	1:36.584	48.737	2:25.321	73.54	4.424	14:57:06.457
3 -	1:34.138	49.406	2:23.544 (3)	74.45	2.647	14:59:30.001
4 -	1:34.184	47.397	2:21.581 (2)	75.49	0.684	15:01:51.582
5 -	1:33.101	47.796	2:20.897 (1)	75.85		15:04:12.479

P21 32 TBS Thomas WILLIAMS		Honda -				
IDEAL LAP TIME : 2:23.546		BEST LAP TIME : 2:24.060		DIFFERENCE : 0.514		
LAP	SECTOR 1	SECTOR 2	LAP TIME	MPH	DIFF	TIME OF DAY
1 -		48.363	2:32.511	70.08	8.451	14:54:34.530
2 -	1:37.065	48.627	2:25.692	73.36	1.632	14:57:00.222
3 -	1:35.489	48.729	2:24.218 (3)	74.11	0.158	14:59:24.440
4 -	1:35.788	48.272	2:24.060 (1)	74.19		15:01:48.500
5 -	1:35.274	48.896	2:24.170 (2)	74.13	0.110	15:04:12.670

P22 86 TBS Steve RICHARDS		Honda -				
IDEAL LAP TIME : 2:24.057		BEST LAP TIME : 2:25.181		DIFFERENCE : 1.124		
LAP	SECTOR 1	SECTOR 2	LAP TIME	MPH	DIFF	TIME OF DAY
1 -		48.052	2:35.347	68.80	10.166	14:54:37.366
2 -	1:36.005	49.176	2:25.181 (1)	73.61		14:57:02.547
3 -	1:37.722	48.825	2:26.547 (2)	72.93	1.366	14:59:29.094
4 -	1:38.049	49.668	2:27.717 (3)	72.35	2.536	15:01:56.811
5 -	1:38.866	49.304	2:28.170	72.13	2.989	15:04:24.981

P23 73 TBS Vincent LEWIN		Suzuki - Vinitwin Racing DotCo				
IDEAL LAP TIME : 2:24.785		BEST LAP TIME : 2:25.313		DIFFERENCE : 0.528		
LAP	SECTOR 1	SECTOR 2	LAP TIME	MPH	DIFF	TIME OF DAY
1 -		51.523	2:39.352	67.07	14.039	14:54:41.371
2 -	1:37.769	48.887	2:26.656	72.87	1.343	14:57:08.027
3 -	1:35.898	49.588	2:25.486 (2)	73.46	0.173	14:59:33.513
4 -	1:35.962	49.351	2:25.313 (1)	73.55		15:01:58.826
5 -	1:37.236	49.255	2:26.491 (3)	72.96	1.178	15:04:25.317

P24 23 S Carl MITCHELL		Kawasaki - Erith Group				
IDEAL LAP TIME : 2:24.637		BEST LAP TIME : 2:24.878		DIFFERENCE : 0.241		
LAP	SECTOR 1	SECTOR 2	LAP TIME	MPH	DIFF	TIME OF DAY
1 -		47.571	3:03.506	58.24	38.628	14:55:05.525
2 -	1:37.569	48.093	2:25.662 (3)	73.37	0.784	14:57:31.187
3 -	1:37.756	48.424	2:26.180	73.11	1.302	14:59:57.367
4 -	1:37.920	47.379	2:25.299 (2)	73.55	0.421	15:02:22.666
5 -	1:37.258	47.620	2:24.878 (1)	73.77		15:04:47.544

P25 9 S Graham HAW		Kawasaki - Graham Haw Joinery				
IDEAL LAP TIME : 2:24.345		BEST LAP TIME : 2:24.345		DIFFERENCE : 0.000		
LAP	SECTOR 1	SECTOR 2	LAP TIME	MPH	DIFF	TIME OF DAY
1 -		48.801	3:04.684	57.87	40.339	14:55:06.703
2 -	1:37.053	48.650	2:25.703 (3)	73.35	1.358	14:57:32.406
3 -	1:36.761	48.774	2:25.535 (2)	73.43	1.190	14:59:57.941
4 -	1:38.095	48.310	2:26.405	73.00	2.060	15:02:24.346
5 -	1:36.220	48.125	2:24.345 (1)	74.04		15:04:48.691

P26 25 S Leon JONES		Kawasaki -				
IDEAL LAP TIME : 2:27.601		BEST LAP TIME : 2:27.934		DIFFERENCE : 0.333		
LAP	SECTOR 1	SECTOR 2	LAP TIME	MPH	DIFF	TIME OF DAY
1 -						
2 -	1:37.053	48.650	2:25.703 (3)	73.35	1.358	14:57:32.406
3 -	1:36.761	48.774	2:25.535 (2)	73.43	1.190	14:59:57.941
4 -	1:38.095	48.310	2:26.405	73.00	2.060	15:02:24.346
5 -	1:36.220	48.125	2:24.345 (1)	74.04		15:04:48.691

Weather / Track : Cloudy / Dry

Snetterton 300
Circuit Length = 2.9689 miles
Start: 14:52 Flag 15:02 End: 15:05

BMCRC - MRO Championships 2015 - Rnd 2 @ Snetterton 300

Thunderbike Sport & Senior 300 Series

RACE 13 - SECTOR ANALYSIS

SECTOR 1 = FL to I1, SECTOR 2 = I1 to I2, SECTOR 3 = I2 to FL, DIFF = Difference To Personal Best Lap

1 -		49.097		3:05.853	57.50	37.919	14:55:07.872
2 -	1:38.945	49.080		2:28.025 (2)	72.20	0.091	14:57:35.897
3 -	1:38.608	49.417		2:28.025 (2)	72.20	0.091	15:00:03.922
4 -	1:39.375	49.492		2:28.867	71.79	0.933	15:02:32.789
5 -	1:38.521	49.413		2:27.934 (1)	72.24		15:05:00.723

P27		2 S		Lee HARDY		Kawasaki - Amy & Eric Hardy	
IDEAL LAP TIME : 2:27.701		BEST LAP TIME : 2:27.701		DIFFERENCE : 0.000			
LAP	SECTOR 1	SECTOR 2	LAP TIME	MPH	DIFF	TIME OF DAY	
1 -		49.845	3:11.204	55.89	43.503	14:55:13.223	
2 -	1:39.417	50.061	2:29.478 (2)	71.50	1.777	14:57:42.701	
3 -	1:40.239	49.928	2:30.167 (3)	71.17	2.466	15:00:12.868	
4 -	1:38.739	48.962	2:27.701 (1)	72.36		15:02:40.569	
5 -	1:39.895	51.831	2:31.726	70.44	4.025	15:05:12.295	

P28		93 S		Monica ISAAC		Kawasaki - Fins Motorcycles	
IDEAL LAP TIME : 2:28.185		BEST LAP TIME : 2:29.070		DIFFERENCE : 0.885			
LAP	SECTOR 1	SECTOR 2	LAP TIME	MPH	DIFF	TIME OF DAY	
1 -		49.949	3:09.430	56.42	40.360	14:55:11.449	
2 -	1:40.914	49.989	2:30.903 (3)	70.82	1.833	14:57:42.352	
3 -	1:40.101	49.805	2:29.906 (2)	71.29	0.836	15:00:12.258	
4 -	1:40.092	48.978	2:29.070 (1)	71.69		15:02:41.328	
5 -	1:39.207	51.862	2:31.069	70.74	1.999	15:05:12.397	

P29		59 TBS		Danielle COOPER		Kawasaki - ePayMe	
IDEAL LAP TIME : 2:33.314		BEST LAP TIME : 2:34.318		DIFFERENCE : 1.004			
LAP	SECTOR 1	SECTOR 2	LAP TIME	MPH	DIFF	TIME OF DAY	
1 -		51.859	2:39.558 (2)	66.98	5.240	14:54:41.577	
2 -	1:41.455	52.863	2:34.318 (1)	69.26		14:57:15.895	
3 -	1:44.852	55.411	2:40.263 (3)	66.69	5.945	14:59:56.158	
4 -	1:47.600	54.614	2:42.214	65.88	7.896	15:02:38.372	
5 -	1:46.257	54.809	2:41.066	66.35	6.748	15:05:19.438	

P30		132 S		Paul ROBSON		Kawasaki - London First Aid	
IDEAL LAP TIME : 2:32.219		BEST LAP TIME : 2:32.850		DIFFERENCE : 0.631			
LAP	SECTOR 1	SECTOR 2	LAP TIME	MPH	DIFF	TIME OF DAY	
1 -		50.689	3:12.960	55.39	40.110	14:55:14.979	
2 -	1:41.800	51.050	2:32.850 (1)	69.92		14:57:47.829	
3 -	1:42.904	50.894	2:33.798	69.49	0.948	15:00:21.627	
4 -	1:42.675	50.419	2:33.094 (2)	69.81	0.244	15:02:54.721	
5 -	1:42.237	51.032	2:33.269 (3)	69.73	0.419	15:05:27.990	

P31		39 S		Patrick SMITH		Kawasaki -	
IDEAL LAP TIME : 2:35.796		BEST LAP TIME : 2:35.796		DIFFERENCE : 0.000			
LAP	SECTOR 1	SECTOR 2	LAP TIME	MPH	DIFF	TIME OF DAY	
1 -		52.667	3:16.469	54.40	40.673	14:55:18.488	
2 -	1:44.724	51.072	2:35.796 (1)	68.60		14:57:54.284	
3 -	1:45.018	52.995	2:38.013 (3)	67.64	2.217	15:00:32.297	
4 -	1:45.798	52.151	2:37.949 (2)	67.66	2.153	15:03:10.246	

P32		64 S		Mike DEVALL		Kawasaki -	
IDEAL LAP TIME : 2:35.751		BEST LAP TIME : 2:35.751		DIFFERENCE : 0.000			
LAP	SECTOR 1	SECTOR 2	LAP TIME	MPH	DIFF	TIME OF DAY	
1 -		54.424	3:18.106	53.95	42.355	14:55:20.125	
2 -	1:44.273	51.478	2:35.751 (1)	68.62		14:57:55.876	
3 -	1:44.748	52.294	2:37.042 (2)	68.05	1.291	15:00:32.918	
4 -	1:45.563	52.542	2:38.105 (3)	67.60	2.354	15:03:11.023	

Weather / Track : Cloudy / Dry

Snetterton 300
Circuit Length = 2.9689 miles
Start: 14:52 Flag 15:02 End: 15:05

BMCRC - MRO Championships 2015 - Rnd 2 @ Snetterton 300

Thunderbike Sport & Senior 300 Series

RACE 13 - SECTOR ANALYSIS

SECTOR 1 = FL to I1, SECTOR 2 = I1 to I2, SECTOR 3 = I2 to FL, DIFF = Difference To Personal Best Lap

P33 73 S Michael SHARMAN		Kawasaki -				
IDEAL LAP TIME : 2:39.410	BEST LAP TIME : 2:39.436	DIFFERENCE : 0.026				
LAP	SECTOR 1	SECTOR 2	LAP TIME	MPH	DIFF	TIME OF DAY
1 -		54.337	3:19.801	53.49	40.365	14:55:21.820
2 -	1:46.802	54.578	2:41.380 (3)	66.22	1.944	14:58:03.200
3 -	1:46.795	53.641	2:40.436 (2)	66.61	1.000	15:00:43.636
4 -	1:45.769	53.667	2:39.436 (1)	67.03		15:03:23.072

P34 171 TBS Luke HARVEY		Kawasaki - www.CMSPIPE.com CMS Racing				
IDEAL LAP TIME : 2:36.491	BEST LAP TIME : 2:36.491	DIFFERENCE : 0.000				
LAP	SECTOR 1	SECTOR 2	LAP TIME	MPH	DIFF	TIME OF DAY
1 -		55.757	3:29.587	50.99	53.096	14:55:31.606
2 -	1:45.798	53.139	2:38.937 (3)	67.24	2.446	14:58:10.543
3 -	1:44.209	52.282	2:36.491 (1)	68.29		15:00:47.034
4 -	1:45.197	52.741	2:37.938 (2)	67.67	1.447	15:03:24.972

P35 30 S Malcolm HOWELL		Kawasaki -				
IDEAL LAP TIME : 2:54.670	BEST LAP TIME : 2:54.828	DIFFERENCE : 0.158				
LAP	SECTOR 1	SECTOR 2	LAP TIME	MPH	DIFF	TIME OF DAY
1 -		57.915	3:31.540	50.52	36.712	14:55:33.559
2 -	1:56.755	58.073	2:54.828 (1)	61.13		14:58:28.387
3 -	1:57.227	1:00.239	2:57.466 (3)	60.22	2.638	15:01:25.853
4 -	1:58.044	58.871	2:56.915 (2)	60.41	2.087	15:04:22.768

BMCRC - MRO Championships 2015 - Rnd 2 @ Snetterton 300

Thunderbike Sport & Senior 300 Series

RACE 13 - BEST SECTORS

SECTOR 1			SECTOR 2			IDEAL / BEST COMPARISON						
POS	NO	NAME	TIME	NO	NAME	TIME	POS	NO	NAME	IDEAL	BEST	DIFF
									PERFECT LAP	2:10.022		
1	139	KIRK	1:26.819	139	KIRK	43.203	1	139	KIRK	2:10.022	2:10.112	0.090
2	51	JARMAN	1:27.261	51	JARMAN	43.362	2	51	JARMAN	2:10.623	2:11.079	0.456
3	12	GILL	1:27.308	154	JAMISON	43.750	3	12	GILL	2:11.102	2:11.379	0.277
4	154	JAMISON	1:28.328	12	GILL	43.794	4	154	JAMISON	2:12.078	2:12.971	0.893
5	6	COOPER	1:28.650	152	JOHNSTON	44.481	5	6	COOPER	2:13.526	2:13.802	0.276
6	152	JOHNSTON	1:29.162	6	COOPER	44.876	6	152	JOHNSTON	2:13.643	2:14.302	0.659
7	81	MAY	1:30.107	3	NEWALL	44.882	7	3	NEWALL	2:15.479	2:15.479	0.000
8	3	NEWALL	1:30.597	81	MAY	45.533	8	81	MAY	2:15.640	2:15.674	0.034
9	65	SOILLEUX	1:30.739	65	SOILLEUX	45.565	9	65	SOILLEUX	2:16.304	2:16.304	0.000
10	40	SNOWDEN	1:31.182	22	HARVIEK	45.753	10	40	SNOWDEN	2:17.712	2:17.712	0.000
11	27	SMITH	1:31.708	169	MILES	45.926	11	27	SMITH	2:17.925	2:17.925	0.000
12	56	SOILLEUX	1:31.725	80	CLARKE	45.928	12	56	SOILLEUX	2:18.273	2:18.611	0.338
13	82	BEAVIS	1:32.175	27	SMITH	46.217	13	82	BEAVIS	2:18.740	2:18.833	0.093
14	22	HARVIEK	1:33.025	55	TOLAND	46.459	14	22	HARVIEK	2:18.778	2:18.852	0.074
15	85	KITE	1:33.101	58	YOUNG	46.515	15	169	MILES	2:19.097	2:19.097	0.000
16	169	MILES	1:33.171	40	SNOWDEN	46.530	16	80	CLARKE	2:19.129	2:19.129	0.000
17	80	CLARKE	1:33.201	56	SOILLEUX	46.548	17	85	KITE	2:20.498	2:20.897	0.399
18	54	GORRIDGE	1:33.482	82	BEAVIS	46.565	18	54	GORRIDGE	2:20.579	2:21.160	0.581
19	58	YOUNG	1:34.291	54	GORRIDGE	47.097	19	58	YOUNG	2:20.806	2:20.806	0.000
20	55	TOLAND	1:34.426	23	MITCHELL	47.379	20	55	TOLAND	2:20.885	2:20.885	0.000
21	32	WILLIAMS	1:35.274	85	KITE	47.397	21	32	WILLIAMS	2:23.546	2:24.060	0.514
22	73	LEWIN	1:35.898	86	RICHARDS	48.052	22	86	RICHARDS	2:24.057	2:25.181	1.124
23	86	RICHARDS	1:36.005	9	HAW	48.125	23	9	HAW	2:24.345	2:24.345	0.000
24	9	HAW	1:36.220	32	WILLIAMS	48.272	24	23	MITCHELL	2:24.637	2:24.878	0.241
25	23	MITCHELL	1:37.258	73	LEWIN	48.887	25	73	LEWIN	2:24.785	2:25.313	0.528
26	25	JONES	1:38.521	2	HARDY	48.962	26	25	JONES	2:27.601	2:27.934	0.333
27	2	HARDY	1:38.739	93	ISAAC	48.978	27	2	HARDY	2:27.701	2:27.701	0.000
28	93	ISAAC	1:39.207	25	JONES	49.080	28	93	ISAAC	2:28.185	2:29.070	0.885
29	59	COOPER	1:41.455	132	ROBSON	50.419	29	132	ROBSON	2:32.219	2:32.850	0.631
30	132	ROBSON	1:41.800	39	SMITH	51.072	30	59	COOPER	2:33.314	2:34.318	1.004
31	171	HARVEY	1:44.209	64	DEVALL	51.478	31	64	DEVALL	2:35.751	2:35.751	0.000
32	64	DEVALL	1:44.273	59	COOPER	51.859	32	39	SMITH	2:35.796	2:35.796	0.000
33	39	SMITH	1:44.724	171	HARVEY	52.282	33	171	HARVEY	2:36.491	2:36.491	0.000
34	73	SHARMAN	1:45.769	73	SHARMAN	53.641	34	73	SHARMAN	2:39.410	2:39.436	0.026
35	30	HOWELL	1:56.755	30	HOWELL	57.915	35	30	HOWELL	2:54.670	2:54.828	0.158

Weather / Track : Cloudy / Dry

Snetterton 300

Circuit Length = 2.9689 miles

Start: 14:52 Flag 15:02 End: 15:05

Results can be found at www.tsl-timing.com

Printed - 15:09 Sunday, 26 April 2015



Yamaha Past Masters & Kawasaki Junior Cup

Snetterton 300

25th & 26th April 2015



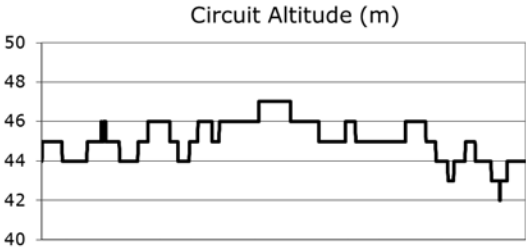
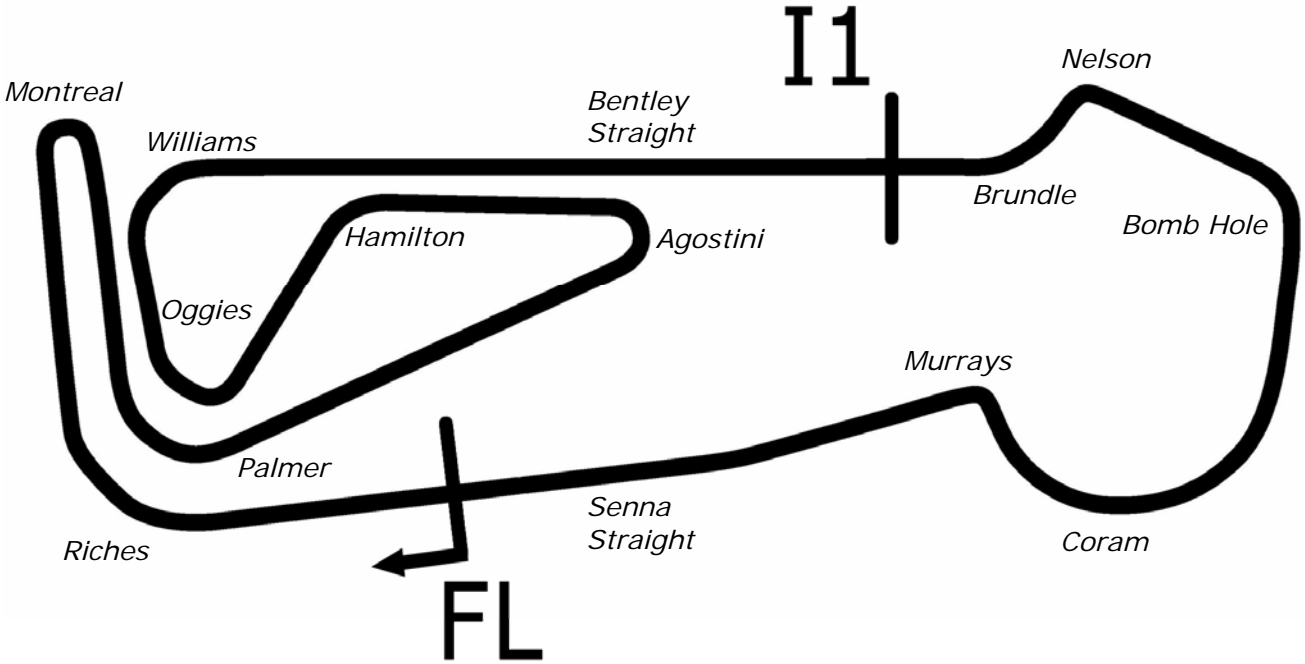
Results Provided by Timing Solutions Ltd
www.tsl-timing.com

Snetterton 300



SPORTS TIMING

TIMING SOLUTIONS LTD



Length	2.9689 miles	4778.0 m	
FL		52.46340 N	0.94476 E
I1	3198m	52.46617 N	0.94964 E
Pit Entry	4572m	52.46364 N	0.94774 E
Pit Exit	40m after FL	52.46338 N	0.94420 E
Pit Entry–Pit Exit 246m, 14.7s @60kph, 11.0s @80kph			

All results available at www.tsl-timing.com

BMCRC - MRO Championships 2015 - Rnd 2 @ Snetterton 300

Yamaha Past Masters

QUALIFYING - CLASSIFICATION

POS	NO	CL	PIC NAME	ENTRY	TIME	ON	LAPS	GAP	DIFF	MPH
1	169		1 Neil MACQUEEN	Yamaha -	2:36.748	4	4			68.18
2	45		2 Peter MOORE	Yamaha - Curphs Cuttings	2:42.456	3	3	5.708	5.708	65.79
3	33	C	1 Sacha GYTE	Yamaha -	2:42.496	4	4	5.748	0.040	65.77
4	6		3 Matt BARBER	Yamaha -	2:43.777	3	3	7.029	1.281	65.25
5	68	C	2 Kevin MARSHALL	Yamaha -	2:44.890	4	4	8.142	1.113	64.81
6	36		4 Paul DAVIES	Yamaha - kdstudios	2:45.654	4	4	8.906	0.764	64.52
7	50		5 Graham HIGLETT	Yamaha - Face to Face Finance	2:47.560	3	3	10.812	1.906	63.78
8	41	C	3 Paul BOWLING	Yamaha - Ice Watch Ltd	2:49.005	3	4	12.257	1.445	63.24
9	81	R	1 Scott GRANT	Yamaha -	2:50.350	4	4	13.602	1.345	62.74
10	2	R	2 Lee HUFF	Yamaha -	2:50.375	4	4	13.627	0.025	62.73
11	13		6 Ben MILES	Yamaha - Gibson Exhaust	2:52.838	3	3	16.090	2.463	61.83
12	75	C	4 Steve HIGERTY	Yamaha - Wave Raving Developments	2:53.013	2	2	16.265	0.175	61.77
13	14		7 Doug EDMONDSON	Yamaha - Wave Raving Developments	2:53.925	3	3	17.177	0.912	61.45
14	100	R	3 Paul MIDDLETON	Yamaha -	2:54.348	3	3	17.600	0.423	61.30
15	88	C	5 Michael STANLEY	Yamaha -	2:54.580	3	3	17.832	0.232	61.22
16	63	R	4 Stephen JOHNSON	Yamaha -	3:02.492	3	3	25.744	7.912	58.56
17	101		8 Andrew DAVIES	Yamaha - Gibson Exhaust	3:05.648	2	2	28.900	3.156	57.57
18	117		9 Paul HENSON	Yamaha -	3:06.937	3	3	30.189	1.289	57.17
19	59		10 Neil HESMAN	Yamaha - Farkham Hall	3:10.253	2	3	33.505	3.316	56.17
20	90	C	6 Mark ELLERAY	Yamaha - Abbot Solutions Ltd	3:14.732	2	3	37.984	4.479	54.88
21	29	R	5 Giles HARWOOD	Yamaha -	3:16.882	3	3	40.134	2.150	54.28
22	74	C	7 Paul WHITBY	Yamaha - Prestige Decor Ltd			0			
23	55		11 Paul TOLAND	Yamaha -			0			

Weather / Track : Cloudy / Wet

These results are provisional until the conclusion of any judicial and technical matters.

Snetterton 300

Circuit Length = 2.9689 miles

Start: 10:17 Flag 10:27 End: 10:29

Clerk Of Course :	Timekeeper :
-------------------	--------------

Results can be found at www.tsl-timing.com

Printed - 10:30 Saturday, 25 April 2015



Kawasaki Junior Cup

QUALIFYING - CLASSIFICATION

POS	NO	CL	PIC NAME	ENTRY	TIME	ON	LAPS	GAP	DIFF	MPH
1	46	J	1 Harry ROWLINGS	Kawasaki -	2:45.226	2	4			64.68
2	39	J	2 Luke O'HIGGINS	Kawasaki -	2:46.250	4	4	1.024	1.024	64.28
3	19	J	3 James ALDERSON	Kawasaki -	2:54.874	4	4	9.648	8.624	61.11
4	18	J	4 Alex MURLEY	Kawasaki - Redfern Stevens/Fast Response Metal Engin	3:00.196	3	3	14.970	5.322	59.31
5	113	J	5 Dean BRADLEY	Kawasaki -	3:09.618	3	3	24.392	9.422	56.36
6	106	J	6 Patrick BYRNE	Kawasaki -	3:09.782	3	3	24.556	0.164	56.31
7	3	J	7 Joey LAMBDEN	Kawasaki -	3:13.537	3	3	28.311	3.755	55.22
8	26	J	8 Luke HOPKINS	Kawasaki - DAD	3:18.294	3	3	33.068	4.757	53.90
9	20	J	9 Kai DICKINSON	Kawasaki - Super Granny	3:30.421	1	1	45.195	12.127	50.79
10	69	J	10 Connor HALL	Kawasaki -	3:31.572	1	1	46.346	1.151	50.51

Snetterton 300
 Circuit Length = 2.9689 miles
 Start: 10:17 Flag 10:27 End: 10:29

Weather / Track : Cloudy / Wet

These results are provisional until the conclusion of any judicial and technical matters.

Clerk Of Course :	Timekeeper :
-------------------	--------------

Results can be found at www.tsl-timing.com

Printed - 10:31 Saturday, 25 April 2015



BMCRC - MRO Championships 2015 - Rnd 2 @ Snetterton 300

Yamaha Past Masters & Kawasaki Junior Cup

QUALIFYING - SECTOR ANALYSIS

SECTOR 1 = FL to I1, SECTOR 2 = I1 to I2, SECTOR 3 = I2 to FL, DIFF = Difference To Personal Best Lap

P1 169		Neil MACQUEEN		Yamaha -			
IDEAL LAP TIME : 2:36.748		BEST LAP TIME : 2:36.748		DIFFERENCE : 0.000			
LAP	SECTOR 1	SECTOR 2	LAP TIME	MPH	DIFF	TIME OF DAY	
1 -	1:53.430	55.787	2:49.217	63.16	12.469	10:20:12.512	
2 -	1:45.904	52.614	2:38.518 (3)	67.42	1.770	10:22:51.030	
3 -	1:45.319	52.971	2:38.290 (2)	67.52	1.542	10:25:29.320	
4 -	1:44.187	52.561	2:36.748 (1)	68.18		10:28:06.068	

P2 45		Peter MOORE		Yamaha - Curphs Cuttings			
IDEAL LAP TIME : 2:42.456		BEST LAP TIME : 2:42.456		DIFFERENCE : 0.000			
LAP	SECTOR 1	SECTOR 2	LAP TIME	MPH	DIFF	TIME OF DAY	
1 -	1:58.952	58.160	2:57.112 (3)	60.34	14.656	10:22:27.935	
2 -	1:54.610	59.142	2:53.752 (2)	61.51	11.296	10:25:21.687	
3 -	1:47.420	55.036	2:42.456 (1)	65.79		10:28:04.143	

P3 33 C		Sacha GYTE		Yamaha -			
IDEAL LAP TIME : 2:42.496		BEST LAP TIME : 2:42.496		DIFFERENCE : 0.000			
LAP	SECTOR 1	SECTOR 2	LAP TIME	MPH	DIFF	TIME OF DAY	
1 -	2:01.521	58.336	2:59.857	59.42	17.361	10:20:27.540	
2 -	1:53.747	55.270	2:49.017 (3)	63.23	6.521	10:23:16.557	
3 -	1:48.541	56.105	2:44.646 (2)	64.91	2.150	10:26:01.203	
4 -	1:47.230	55.266	2:42.496 (1)	65.77		10:28:43.699	

P4 6		Matt BARBER		Yamaha -			
IDEAL LAP TIME : 2:43.777		BEST LAP TIME : 2:43.777		DIFFERENCE : 0.000			
LAP	SECTOR 1	SECTOR 2	LAP TIME	MPH	DIFF	TIME OF DAY	
1 -	1:58.303	57.119	2:55.422 (3)	60.92	11.645	10:22:15.747	
2 -	1:50.922	55.970	2:46.892 (2)	64.04	3.115	10:25:02.639	
3 -	1:48.009	55.768	2:43.777 (1)	65.25		10:27:46.416	

P5 68 C		Kevin MARSHALL		Yamaha -			
IDEAL LAP TIME : 2:44.890		BEST LAP TIME : 2:44.890		DIFFERENCE : 0.000			
LAP	SECTOR 1	SECTOR 2	LAP TIME	MPH	DIFF	TIME OF DAY	
1 -	2:04.374	1:01.555	3:05.929	57.48	21.039	10:20:30.883	
2 -	1:57.842	58.490	2:56.332 (3)	60.61	11.442	10:23:27.215	
3 -	1:52.551	57.221	2:49.772 (2)	62.95	4.882	10:26:16.987	
4 -	1:49.191	55.699	2:44.890 (1)	64.81		10:29:01.877	

P6 46 J		Harry ROWLINGS		Kawasaki -			
IDEAL LAP TIME : 2:41.899		BEST LAP TIME : 2:45.226		DIFFERENCE : 3.327			
LAP	SECTOR 1	SECTOR 2	LAP TIME	MPH	DIFF	TIME OF DAY	
1 -	2:01.433	56.795	2:58.228 (3)	59.96	13.002	10:20:24.785	
2 -	1:50.747	54.479	2:45.226 (1)	64.68		10:23:10.011	
3 -	1:47.420	1:11.532	2:58.952	59.72	13.726	10:26:08.963	
4 -	1:47.882	57.393	2:45.275 (2)	64.66	0.049	10:28:54.238	

P7 36		Paul DAVIES		Yamaha - kdstudios			
IDEAL LAP TIME : 2:45.654		BEST LAP TIME : 2:45.654		DIFFERENCE : 0.000			
LAP	SECTOR 1	SECTOR 2	LAP TIME	MPH	DIFF	TIME OF DAY	
1 -	1:57.935	1:00.548	2:58.483	59.88	12.829	10:20:23.258	
2 -	1:54.515	58.264	2:52.779 (3)	61.85	7.125	10:23:16.037	
3 -	1:52.778	58.366	2:51.144 (2)	62.45	5.490	10:26:07.181	
4 -	1:48.976	56.678	2:45.654 (1)	64.52		10:28:52.835	

Weather / Track : Cloudy / Wet

Snetterton 300
Circuit Length = 2.9689 miles
Start: 10:17 Flag 10:27 End: 10:29

BMCRC - MRO Championships 2015 - Rnd 2 @ Snetterton 300

Yamaha Past Masters & Kawasaki Junior Cup

QUALIFYING - SECTOR ANALYSIS

SECTOR 1 = FL to I1, SECTOR 2 = I1 to I2, SECTOR 3 = I2 to FL, DIFF = Difference To Personal Best Lap

P8 39 J		Luke O'HIGGINS		Kawasaki -			
IDEAL LAP TIME : 2:46.250		BEST LAP TIME : 2:46.250		DIFFERENCE : 0.000			
LAP	SECTOR 1	SECTOR 2	LAP TIME	MPH	DIFF	TIME OF DAY	
1 -	1:59.143	57.681	2:56.824	60.44	10.574	10:20:24.537	
2 -	1:54.006	58.633	2:52.639 (3)	61.91	6.389	10:23:17.176	
3 -	1:52.710	58.929	2:51.639 (2)	62.27	5.389	10:26:08.815	
4 -	1:49.424	56.826	2:46.250 (1)	64.28		10:28:55.065	

P9 50		Graham HIGLETT		Yamaha - Face to Face Finance			
IDEAL LAP TIME : 2:45.264		BEST LAP TIME : 2:47.560		DIFFERENCE : 2.296			
LAP	SECTOR 1	SECTOR 2	LAP TIME	MPH	DIFF	TIME OF DAY	
1 -	2:05.076	59.146	3:04.222 (3)	58.01	16.662	10:22:11.791	
2 -	1:56.354	55.956	2:52.310 (2)	62.02	4.750	10:25:04.101	
3 -	1:49.308	58.252	2:47.560 (1)	63.78		10:27:51.661	

P10 41 C		Paul BOWLING		Yamaha - Ice Watch Ltd			
IDEAL LAP TIME : 2:48.966		BEST LAP TIME : 2:49.005		DIFFERENCE : 0.039			
LAP	SECTOR 1	SECTOR 2	LAP TIME	MPH	DIFF	TIME OF DAY	
1 -	2:03.172	58.814	3:01.986	58.73	12.981	10:20:27.743	
2 -	1:55.257	56.997	2:52.254 (3)	62.04	3.249	10:23:19.997	
3 -	1:51.969	57.036	2:49.005 (1)	63.24		10:26:09.002	
4 -	1:52.058	57.432	2:49.490 (2)	63.06	0.485	10:28:58.492	

P11 81 R		Scott GRANT		Yamaha -			
IDEAL LAP TIME : 2:50.205		BEST LAP TIME : 2:50.350		DIFFERENCE : 0.145			
LAP	SECTOR 1	SECTOR 2	LAP TIME	MPH	DIFF	TIME OF DAY	
1 -	2:18.979	1:02.671	3:21.650	53.00	31.300	10:21:02.902	
2 -	2:01.561	58.826	3:00.387 (3)	59.25	10.037	10:24:03.289	
3 -	1:55.444	56.890	2:52.334 (2)	62.01	1.984	10:26:55.623	
4 -	1:53.315	57.035	2:50.350 (1)	62.74		10:29:45.973	

P12 2 R		Lee HUFF		Yamaha -			
IDEAL LAP TIME : 2:50.375		BEST LAP TIME : 2:50.375		DIFFERENCE : 0.000			
LAP	SECTOR 1	SECTOR 2	LAP TIME	MPH	DIFF	TIME OF DAY	
1 -	2:16.503	1:02.781	3:19.284	53.63	28.909	10:21:01.947	
2 -	1:58.416	1:00.242	2:58.658 (3)	59.82	8.283	10:24:00.605	
3 -	1:54.202	59.300	2:53.502 (2)	61.60	3.127	10:26:54.107	
4 -	1:53.324	57.051	2:50.375 (1)	62.73		10:29:44.482	

P13 13		Ben MILES		Yamaha - Gibson Exhaust			
IDEAL LAP TIME : 2:52.838		BEST LAP TIME : 2:52.838		DIFFERENCE : 0.000			
LAP	SECTOR 1	SECTOR 2	LAP TIME	MPH	DIFF	TIME OF DAY	
1 -	2:11.702		5:01.464 P	35.45	2:08.626	10:22:34.609	
2 -	OUTLAP	58.913	3:00.038	59.36	7.200	10:25:34.647	
3 -	1:55.019	57.819	2:52.838 (1)	61.83		10:28:27.485	

P14 75 C		Steve HIGERTY		Yamaha - Wave Raving Developments			
IDEAL LAP TIME : 2:53.013		BEST LAP TIME : 2:53.013		DIFFERENCE : 0.000			
LAP	SECTOR 1	SECTOR 2	LAP TIME	MPH	DIFF	TIME OF DAY	
1 -	2:04.732	59.310	3:04.042 (2)	58.07	11.029	10:21:54.962	
2 -	1:55.118	57.895	2:53.013 (1)	61.77		10:24:47.975	

P15 14		Doug EDMONDSON		Yamaha - Wave Raving Developments			
IDEAL LAP TIME : 2:53.925		BEST LAP TIME : 2:53.925		DIFFERENCE : 0.000			
LAP	SECTOR 1	SECTOR 2	LAP TIME	MPH	DIFF	TIME OF DAY	

Weather / Track : Cloudy / Wet

Snetterton 300
Circuit Length = 2.9689 miles
Start: 10:17 Flag 10:27 End: 10:29

BMCRC - MRO Championships 2015 - Rnd 2 @ Snetterton 300

Yamaha Past Masters & Kawasaki Junior Cup

QUALIFYING - SECTOR ANALYSIS

SECTOR 1 = FL to I1, SECTOR 2 = I1 to I2, SECTOR 3 = I2 to FL, DIFF = Difference To Personal Best Lap

1 -	2:15.910		4:37.728	P	38.48	1:43.803	10:23:29.203
2 -	OUTLAP	1:01.841	3:06.235		57.39	12.310	10:26:35.438
3 -	1:56.255	57.670	2:53.925 (1)		61.45		10:29:29.363

P16 100 R	Paul MIDDLETON	Yamaha -				
IDEAL LAP TIME : 2:54.348	BEST LAP TIME : 2:54.348	DIFFERENCE : 0.000				
LAP	SECTOR 1	SECTOR 2	LAP TIME	MPH	DIFF	TIME OF DAY
1 -	2:20.247	1:05.324	3:25.571 (3)	51.99	31.223	10:21:09.177
2 -	2:02.827	1:02.265	3:05.092 (2)	57.74	10.744	10:24:14.269
3 -	1:55.960	58.388	2:54.348 (1)	61.30		10:27:08.617

P17 88 C	Michael STANLEY	Yamaha -				
IDEAL LAP TIME : 2:54.580	BEST LAP TIME : 2:54.580	DIFFERENCE : 0.000				
LAP	SECTOR 1	SECTOR 2	LAP TIME	MPH	DIFF	TIME OF DAY
1 -	2:08.139	1:01.201	3:09.340 (3)	56.44	14.760	10:22:22.969
2 -	2:00.311	59.443	2:59.754 (2)	59.45	5.174	10:25:22.723
3 -	1:55.744	58.836	2:54.580 (1)	61.22		10:28:17.303

P18 19 J	James ALDERSON	Kawasaki -				
IDEAL LAP TIME : 2:54.285	BEST LAP TIME : 2:54.874	DIFFERENCE : 0.589				
LAP	SECTOR 1	SECTOR 2	LAP TIME	MPH	DIFF	TIME OF DAY
1 -	2:12.884	1:05.335	3:18.219	53.92	23.345	10:20:49.344
2 -	2:03.275	1:01.852	3:05.127 (3)	57.73	10.253	10:23:54.471
3 -	1:58.539	58.787	2:57.326 (2)	60.27	2.452	10:26:51.797
4 -	1:55.498	59.376	2:54.874 (1)	61.11		10:29:46.671

P19 18 J	Alex MURLEY	Kawasaki - Redfern Stevens/Fast Response Metal Engineering				
IDEAL LAP TIME : 3:00.196	BEST LAP TIME : 3:00.196	DIFFERENCE : 0.000				
LAP	SECTOR 1	SECTOR 2	LAP TIME	MPH	DIFF	TIME OF DAY
1 -	2:23.715	1:07.381	3:31.096 (3)	50.63	30.900	10:21:00.884
2 -	2:04.468	1:03.108	3:07.576 (2)	56.98	7.380	10:24:08.460
3 -	1:59.806	1:00.390	3:00.196 (1)	59.31		10:27:08.656

P20 63 R	Stephen JOHNSON	Yamaha -				
IDEAL LAP TIME : 3:02.492	BEST LAP TIME : 3:02.492	DIFFERENCE : 0.000				
LAP	SECTOR 1	SECTOR 2	LAP TIME	MPH	DIFF	TIME OF DAY
1 -	2:09.793	1:04.066	3:13.859 (3)	55.13	11.367	10:22:41.741
2 -	2:03.991	1:03.874	3:07.865 (2)	56.89	5.373	10:25:49.606
3 -	2:00.304	1:02.188	3:02.492 (1)	58.56		10:28:52.098

P21 101	Andrew DAVIES	Yamaha - Gibson Exhaust				
IDEAL LAP TIME : 3:05.648	BEST LAP TIME : 3:05.648	DIFFERENCE : 0.000				
LAP	SECTOR 1	SECTOR 2	LAP TIME	MPH	DIFF	TIME OF DAY
1 -	2:18.916	1:03.015	3:21.931 (2)	52.92	16.283	10:22:16.132
2 -	2:05.141	1:00.507	3:05.648 (1)	57.57		10:25:21.780

P22 117	Paul HENSON	Yamaha -				
IDEAL LAP TIME : 3:06.686	BEST LAP TIME : 3:06.937	DIFFERENCE : 0.251				
LAP	SECTOR 1	SECTOR 2	LAP TIME	MPH	DIFF	TIME OF DAY
1 -	2:24.860	1:04.730	3:29.590 (3)	50.99	22.653	10:21:08.267
2 -	2:06.822	1:03.043	3:09.865 (2)	56.29	2.928	10:24:18.132
3 -	2:03.643	1:03.294	3:06.937 (1)	57.17		10:27:25.069

P23 113 J	Dean BRADLEY	Kawasaki -				
IDEAL LAP TIME : 3:08.440	BEST LAP TIME : 3:09.618	DIFFERENCE : 1.178				
LAP	SECTOR 1	SECTOR 2	LAP TIME	MPH	DIFF	TIME OF DAY

Weather / Track : Cloudy / Wet

Snetterton 300
Circuit Length = 2.9689 miles
Start: 10:17 Flag 10:27 End: 10:29

BMCRC - MRO Championships 2015 - Rnd 2 @ Snetterton 300

Yamaha Past Masters & Kawasaki Junior Cup

QUALIFYING - SECTOR ANALYSIS

SECTOR 1 = FL to I1, SECTOR 2 = I1 to I2, SECTOR 3 = I2 to FL, DIFF = Difference To Personal Best Lap

1 -	2:20.781	1:06.741	3:27.522 (3)	51.50	17.904	10:21:02.283
2 -	2:08.302	1:03.101	3:11.403 (2)	55.84	1.785	10:24:13.686
3 -	2:05.339	1:04.279	3:09.618 (1)	56.36		10:27:23.304

P24 106 J Patrick BYRNE	Kawasaki -					
IDEAL LAP TIME : 3:09.782	BEST LAP TIME : 3:09.782	DIFFERENCE : 0.000				
LAP	SECTOR 1	SECTOR 2	LAP TIME	MPH	DIFF	TIME OF DAY
1 -	2:29.460	1:09.134	3:38.594 (3)	48.89	28.812	10:21:13.498
2 -	2:08.540	1:06.797	3:15.337 (2)	54.71	5.555	10:24:28.835
3 -	2:05.496	1:04.286	3:09.782 (1)	56.31		10:27:38.617

P25 59 Neil HESMAN	Yamaha - Farkham Hall					
IDEAL LAP TIME : 3:10.188	BEST LAP TIME : 3:10.253	DIFFERENCE : 0.065				
LAP	SECTOR 1	SECTOR 2	LAP TIME	MPH	DIFF	TIME OF DAY
1 -	2:18.764	1:07.439	3:26.203 (3)	51.83	15.950	10:20:55.582
2 -	2:05.370	1:04.883	3:10.253 (1)	56.17		10:24:05.835
3 -	2:05.305	1:06.170	3:11.475 (2)	55.81	1.222	10:27:17.310

P26 3 J Joey LAMBDEN	Kawasaki -					
IDEAL LAP TIME : 3:11.639	BEST LAP TIME : 3:13.537	DIFFERENCE : 1.898				
LAP	SECTOR 1	SECTOR 2	LAP TIME	MPH	DIFF	TIME OF DAY
1 -	2:33.873	1:10.116	3:43.989 (3)	47.71	30.452	10:21:23.004
2 -	2:12.510	1:05.720	3:18.230 (2)	53.91	4.693	10:24:41.234
3 -	2:05.919	1:07.618	3:13.537 (1)	55.22		10:27:54.771

P27 90 C Mark ELLERAY	Yamaha - Abbot Solutions Ltd					
IDEAL LAP TIME : 3:14.677	BEST LAP TIME : 3:14.732	DIFFERENCE : 0.055				
LAP	SECTOR 1	SECTOR 2	LAP TIME	MPH	DIFF	TIME OF DAY
1 -	2:33.775	1:08.230	3:42.005 (3)	48.14	27.273	10:21:23.068
2 -	2:10.231	1:04.501	3:14.732 (1)	54.88		10:24:37.800
3 -	2:10.176	1:08.422	3:18.598 (2)	53.81	3.866	10:27:56.398

P28 29 R Giles HARWOOD	Yamaha -					
IDEAL LAP TIME : 3:16.882	BEST LAP TIME : 3:16.882	DIFFERENCE : 0.000				
LAP	SECTOR 1	SECTOR 2	LAP TIME	MPH	DIFF	TIME OF DAY
1 -	2:19.674	1:11.777	3:31.451 (3)	50.54	14.569	10:20:57.733
2 -	2:12.811	1:08.907	3:21.718 (2)	52.98	4.836	10:24:19.451
3 -	2:10.090	1:06.792	3:16.882 (1)	54.28		10:27:36.333

P29 26 J Luke HOPKINS	Kawasaki - DAD					
IDEAL LAP TIME : 3:18.294	BEST LAP TIME : 3:18.294	DIFFERENCE : 0.000				
LAP	SECTOR 1	SECTOR 2	LAP TIME	MPH	DIFF	TIME OF DAY
1 -	2:27.331	1:12.740	3:40.071 (3)	48.56	21.777	10:21:12.469
2 -	2:20.957	1:08.721	3:29.678 (2)	50.97	11.384	10:24:42.147
3 -	2:10.121	1:08.173	3:18.294 (1)	53.90		10:28:00.441

P30 20 J Kai DICKINSON	Kawasaki - Super Granny					
IDEAL LAP TIME : 3:30.421	BEST LAP TIME : 3:30.421	DIFFERENCE : 0.000				
LAP	SECTOR 1	SECTOR 2	LAP TIME	MPH	DIFF	TIME OF DAY
1 -	2:23.380	1:07.041	3:30.421 (1)	50.79		10:21:07.405

P31 69 J Connor HALL	Kawasaki -					
IDEAL LAP TIME : 3:31.572	BEST LAP TIME : 3:31.572	DIFFERENCE : 0.000				
LAP	SECTOR 1	SECTOR 2	LAP TIME	MPH	DIFF	TIME OF DAY
1 -	2:23.647	1:07.925	3:31.572 (1)	50.51		10:21:07.321

Weather / Track : Cloudy / Wet

Snetterton 300
Circuit Length = 2.9689 miles
Start: 10:17 Flag 10:27 End: 10:29

BMCRC - MRO Championships 2015 - Rnd 2 @ Snetterton 300

Yamaha Past Masters & Kawasaki Junior Cup

QUALIFYING - BEST SECTORS

SECTOR 1			SECTOR 2			IDEAL / BEST COMPARISON						
POS	NO	NAME	TIME	NO	NAME	TIME	POS	NO	NAME	IDEAL	BEST	DIFF
									PERFECT LAP	2:36.748		
1	169	MACQUEEN	1:44.187	169	MACQUEEN	52.561	1	169	MACQUEEN	2:36.748	2:36.748	0.000
2	33	GYTE	1:47.230	46	ROWLINGS	54.479	2	46	ROWLINGS	2:41.899	2:45.226	3.327
3	46	ROWLINGS	1:47.420	45	MOORE	55.036	3	45	MOORE	2:42.456	2:42.456	0.000
4	45	MOORE	1:47.420	33	GYTE	55.266	4	33	GYTE	2:42.496	2:42.496	0.000
5	6	BARBER	1:48.009	68	MARSHALL	55.699	5	6	BARBER	2:43.777	2:43.777	0.000
6	36	DAVIES	1:48.976	6	BARBER	55.768	6	68	MARSHALL	2:44.890	2:44.890	0.000
7	68	MARSHALL	1:49.191	50	HIGLETT	55.956	7	50	HIGLETT	2:45.264	2:47.560	2.296
8	50	HIGLETT	1:49.308	36	DAVIES	56.678	8	36	DAVIES	2:45.654	2:45.654	0.000
9	39	O'HIGGINS	1:49.424	39	O'HIGGINS	56.826	9	39	O'HIGGINS	2:46.250	2:46.250	0.000
10	41	BOWLING	1:51.969	81	GRANT	56.890	10	41	BOWLING	2:48.966	2:49.005	0.039
11	81	GRANT	1:53.315	41	BOWLING	56.997	11	81	GRANT	2:50.205	2:50.350	0.145
12	2	HUFF	1:53.324	2	HUFF	57.051	12	2	HUFF	2:50.375	2:50.375	0.000
13	13	MILES	1:55.019	14	EDMONDSON	57.670	13	13	MILES	2:52.838	2:52.838	0.000
14	75	HIGERTY	1:55.118	13	MILES	57.819	14	75	HIGERTY	2:53.013	2:53.013	0.000
15	19	ALDERSON	1:55.498	75	HIGERTY	57.895	15	14	EDMONDSON	2:53.925	2:53.925	0.000
16	88	STANLEY	1:55.744	100	MIDDLETON	58.388	16	19	ALDERSON	2:54.285	2:54.874	0.589
17	100	MIDDLETON	1:55.960	19	ALDERSON	58.787	17	100	MIDDLETON	2:54.348	2:54.348	0.000
18	14	EDMONDSON	1:56.255	88	STANLEY	58.836	18	88	STANLEY	2:54.580	2:54.580	0.000
19	18	MURLEY	1:59.806	18	MURLEY	1:00.390	19	18	MURLEY	3:00.196	3:00.196	0.000
20	63	JOHNSON	2:00.304	101	DAVIES	1:00.507	20	63	JOHNSON	3:02.492	3:02.492	0.000
21	117	HENSON	2:03.643	63	JOHNSON	1:02.188	21	101	DAVIES	3:05.648	3:05.648	0.000
22	101	DAVIES	2:05.141	117	HENSON	1:03.043	22	117	HENSON	3:06.686	3:06.937	0.251
23	59	HESMAN	2:05.305	113	BRADLEY	1:03.101	23	113	BRADLEY	3:08.440	3:09.618	1.178
24	113	BRADLEY	2:05.339	106	BYRNE	1:04.286	24	106	BYRNE	3:09.782	3:09.782	0.000
25	106	BYRNE	2:05.496	90	ELLERAY	1:04.501	25	59	HESMAN	3:10.188	3:10.253	0.065
26	3	LAMBDEN	2:05.919	59	HESMAN	1:04.883	26	3	LAMBDEN	3:11.639	3:13.537	1.898
27	29	HARWOOD	2:10.090	3	LAMBDEN	1:05.720	27	90	ELLERAY	3:14.677	3:14.732	0.055
28	26	HOPKINS	2:10.121	29	HARWOOD	1:06.792	28	29	HARWOOD	3:16.882	3:16.882	0.000
29	90	ELLERAY	2:10.176	20	DICKINSON	1:07.041	29	26	HOPKINS	3:18.294	3:18.294	0.000
30	20	DICKINSON	2:23.380	69	HALL	1:07.925	30	20	DICKINSON	3:30.421	3:30.421	0.000
31	69	HALL	2:23.647	26	HOPKINS	1:08.173	31	69	HALL	3:31.572	3:31.572	0.000
32	55	TOLAND	2:35.497									

BMCRC - MRO Championships 2015 - Rnd 2 @ Snetterton 300

Yamaha Past Masters & Kawasaki Junior Cup

RACE 9 - GRID (5 Laps)

ROW 14		40	69	Connor HALL					
ROW 13	39	20	Kai DICKINSON	38	26	Luke HOPKINS	37	3	Joey LAMBDEN
ROW 12	36	106	Patrick BYRNE	35	113	Dean BRADLEY	34	18	Alex MURLEY
ROW 11	33	19	James ALDERSON	32	39	Luke O'HIGGINS	31	46	Harry ROWLINGS
ROW 10									
ROW 9									
ROW 8		23	55	Paul TOLAND	22	74	Paul WHITBY		
ROW 7	21	29	Giles HARWOOD	20	90	Mark ELLERAY	19	59	Neil HESMAN
ROW 6	18	117	Paul HENSON	17	101	Andrew DAVIES	16	63	Stephen JOHNSON
ROW 5	15	88	Michael STANLEY	14	100	Paul MIDDLETON	13	14	Doug EDMONDSON
ROW 4	12	75	Steve HIGERTY	11	13	Ben MILES	10	2	Lee HUFF
ROW 3	9	81	Scott GRANT	8	41	Paul BOWLING	7	50	Graham HIGLETT
ROW 2	6	36	Paul DAVIES	5	68	Kevin MARSHALL	4	6	Matt BARBER
ROW 1	3	33	Sacha GYTE	2	45	Peter MOORE	1	169	Neil MACQUEEN
									Pole

Snetterton 300
Circuit Length = 2.9689 miles

These results are provisional until the conclusion of any judicial and technical matters.

Clerk Of Course :		Timekeeper :
-------------------	--	--------------

Results can be found at www.tsl-timing.com

Printed - 10:37 Saturday, 25 April 2015



BMCRC - MRO Championships 2015 - Rnd 2 @ Snetterton 300

Yamaha Past Masters

RACE 9 - CLASSIFICATION

POS	NO	CL	PIC NAME	ENTRY	LAPS	TIME	GAP	DIFF	MPH	BEST	ON
1	169		1 Neil MACQUEEN	Yamaha -	5	11:20.449			78.53	2:13.432	5
2	50		2 Graham HIGLETT	Yamaha - Face to Face Finance	5	11:21.304	0.855	0.855	78.43	2:14.379	3
3	45		3 Peter MOORE	Yamaha - Curphs Cuttings	5	11:21.388	0.939	0.084	78.42	2:13.674	5
4	6		4 Matt BARBER	Yamaha -	5	11:31.313	10.864	9.925	77.30	2:14.500	2
5	81	R	1 Scott GRANT	Yamaha -	5	12:03.940	43.491	32.627	73.81	2:23.386	2
6	75	C	1 Steve HIGERTY	Yamaha - Wave Raving Developments	5	12:04.678	44.229	0.738	73.74	2:21.141	3
7	13		5 Ben MILES	Yamaha - Gibson Exhaust	5	12:05.871	45.422	1.193	73.62	2:22.635	5
8	101		6 Andrew DAVIES	Yamaha - Gibson Exhaust	5	12:06.213	45.764	0.342	73.58	2:22.446	3
9	29	R	2 Giles HARWOOD	Yamaha -	5	12:10.476	50.027	4.263	73.15	2:22.592	5
10	33	C	2 Sacha GYTE	Yamaha -	5	12:10.749	50.300	0.273	73.13	2:23.304	5
11	55		7 Paul TOLAND	Yamaha -	5	12:11.729	51.280	0.980	73.03	2:23.027	3
12	68	C	3 Kevin MARSHALL	Yamaha -	5	12:12.602	52.153	0.873	72.94	2:22.929	5
13	2	R	3 Lee HUFF	Yamaha -	5	12:16.079	55.630	3.477	72.60	2:23.984	5
14	41	C	4 Paul BOWLING	Yamaha - Ice Watch Ltd	5	12:27.689	1:07.240	11.610	71.47	2:24.899	3
15	100	R	4 Paul MIDDLETON	Yamaha -	5	12:48.697	1:28.248	21.008	69.52	2:31.164	4
16	42	C	5 Martin PEARSON	Yamaha - ASL Powerstream	5	13:25.940	2:05.491	37.243	66.30	2:37.574	4
17	59		8 Neil HESMAN	Yamaha - Farkham Hall	5	13:51.763	2:31.314	25.823	64.24	2:41.451	5

NOT CLASSIFIED

DNF	14		Doug EDMONDSON	Yamaha - Wave Raving Developments	2	4:52.784	3 Laps	3 Laps	73.00	2:25.053	2
DNF	90	C	Mark ELLERAY	Yamaha - Abbot Solutions Ltd	2	5:30.789	3 Laps	38.005	64.62	2:39.721	2
DNF	88	C	Michael STANLEY	Yamaha -	1	2:39.340	4 Laps	1 Lap	67.07	2:39.340	1
DNF	117		Paul HENSON	Yamaha -	0						
DNF	74	C	Paul WHITBY	Yamaha - Prestige Decor Ltd	0						
DNF	22	R	Keith COTGROVE	Yamaha -	0						
DNF	63	R	Stephen JOHNSON	Yamaha -	0						

FASTEST LAP

169			Neil MACQUEEN	Yamaha -	5	2:13.432	80.10 mph	128.91 kph
75	C		Steve HIGERTY	Yamaha - Wave Raving Developments	3	2:21.141	75.72 mph	121.86 kph
29	R		Giles HARWOOD	Yamaha -	5	2:22.592	74.95 mph	120.62 kph

Class - 90% of Race Speed = 70.67 mph
 Class R - 90% of Race Speed = 66.42 mph
 Class C - 90% of Race Speed = 66.36 mph

Snetterton 300
 Circuit Length = 2.9689 miles
 Start: 14:42 Flag 14:53 End: 14:56

Weather / Track : Cloudy / Dry

These results are provisional until the conclusion of any judicial and technical matters.

Clerk Of Course :	Timekeeper :
-------------------	--------------

Results can be found at www.tsl-timing.com

Printed - 14:57 Saturday, 25 April 2015



Kawasaki Junior Cup

RACE 9 - CLASSIFICATION

POS	NO	CL	PIC NAME	ENTRY	LAPS	TIME	GAP	DIFF	MPH	BEST	ON
1	46	J	1 Harry ROWLINGS	Kawasaki -	5	13:01.305			68.39	2:23.806	2
2	19	J	2 James ALDERSON	Kawasaki -	5	13:14.755	13.450	13.450	67.24	2:25.414	5
3	18	J	3 Alex MURLEY	Kawasaki - Redfern Stevens/Fast Response Metal E	5	13:15.184	13.879	0.429	67.20	2:25.804	5
4	39	J	4 Luke O'HIGGINS	Kawasaki -	5	13:15.492	14.187	0.308	67.17	2:25.971	4
5	106	J	5 Patrick BYRNE	Kawasaki -	4	11:51.644	1 Lap	1 Lap	60.07	2:38.732	4
6	3	J	6 Joey LAMBDEN	Kawasaki -	4	11:51.746	1 Lap	0.102	60.06	2:40.009	4
7	20	J	7 Kai DICKINSON	Kawasaki - Super Granny	4	12:11.625	1 Lap	19.879	58.43	2:44.638	3
8	113	J	8 Dean BRADLEY	Kawasaki -	4	12:12.714	1 Lap	1.089	58.34	2:44.128	4
9	69	J	9 Connor HALL	Kawasaki -	4	13:08.635	1 Lap	55.921	54.21	2:59.984	4

NOT CLASSIFIED

DNF	26	J	Luke HOPKINS	Kawasaki - DAD	0						
-----	----	---	--------------	----------------	---	--	--	--	--	--	--

FASTEST LAP

	46	J	Harry ROWLINGS	Kawasaki -	2	2:23.806		74.32 mph		119.61 kph	
--	----	---	----------------	------------	---	----------	--	-----------	--	------------	--

Class J - 90% of Race Speed = 61.55 mph

Snetterton 300
 Circuit Length = 2.9689 miles
 Start: 14:42 Flag 14:53 End: 14:56

Weather / Track : Cloudy / Dry

These results are provisional until the conclusion of any judicial and technical matters.

Clerk Of Course :	Timekeeper :
-------------------	--------------

Results can be found at www.tsl-timing.com

Printed - 15:00 Saturday, 25 April 2015



BMCRC - MRO Championships 2015 - Rnd 2 @ Snetterton 300

Yamaha Past Masters & Kawasaki Junior Cup

RACE 9 - LAP CHART

LAP 1 @ 14:44:48.684			LAP 2 @ 14:47:03.550			LAP 3 @ 14:49:18.386			LAP 4 @ 14:51:34.943			LAP 5 @ 14:53:48.642		
NO	BEHIND	LAP TIME	NO	BEHIND	LAP TIME	NO	BEHIND	LAP TIME	NO	BEHIND	LAP TIME	NO	BEHIND	LAP TIME
45		2:20.491	169		2:14.366	169		2:14.836	50		2:15.465	169		2:13.432
169	0.500	2:20.991	45	0.184	2:15.050	6	0.132	2:14.611	169	0.267	2:16.824	50	0.855	2:14.554
6	0.723	2:21.214	6	0.357	2:14.500	45	1.015	2:15.667	6	0.645	2:17.070	45	0.939	2:13.674
50	1.936	2:22.427	50	1.549	2:14.479	50	1.092	2:14.379	45	0.964	2:16.506	6	10.864	2:23.918
14	7.240	2:27.731	81	16.831	2:23.386	69	1 Lap	3:04.079	3	1 Lap	2:41.043	106	1 Lap	2:38.732
81	8.311	2:28.802	14	17.427	2:25.053	81	25.554	2:23.559	106	1 Lap	2:42.352	3	1 Lap	2:40.009
13	10.773	2:31.264	13	21.024	2:25.117	13	29.754	2:23.566	20	1 Lap	2:44.638	81	43.491	2:23.919
33	12.299	2:32.790	101	22.392	2:24.776	101	30.002	2:22.446	113	1 Lap	2:48.806	75	44.229	2:22.772
101	12.482	2:32.973	33	23.450	2:26.017	75	30.169	2:21.141	81	33.271	2:24.274	13	45.422	2:22.635
68	12.847	2:33.338	75	23.864	2:25.488	33	32.747	2:24.133	75	35.156	2:21.544	101	45.764	2:22.898
75	13.242	2:33.733	29	24.042	2:22.859	29	33.273	2:24.067	13	36.486	2:23.289	29	50.027	2:22.592
2	14.196	2:34.687	68	25.649	2:27.668	68	34.773	2:23.960	101	36.565	2:23.120	33	50.300	2:23.304
41	14.312	2:34.803	2	25.877	2:26.547	55	34.954	2:23.027	33	40.695	2:24.505	20	1 Lap	2:45.672
29	16.049	2:36.540	41	26.118	2:26.672	41	36.181	2:24.899	29	41.134	2:24.418	55	51.280	2:23.451
55	16.395	2:36.886	55	26.763	2:25.234	2	36.917	2:25.876	55	41.528	2:23.131	68	52.153	2:22.929
88	18.849	2:39.340	100	39.076	2:33.625	100	55.786	2:31.546	68	42.923	2:24.707	113	1 Lap	2:44.128
100	20.317	2:40.808	90	55.432	2:39.721	42	1:20.587	2:37.892	2	45.345	2:24.985	2	55.630	2:23.984
59	29.161	2:49.652	42	57.531	2:40.080	46	1:21.874	2:25.130	41	49.197	2:29.573	41	1:07.240	2:31.742
90	30.577	2:51.068	59	58.370	2:44.075	19	1:31.907	2:26.487	69	1 Lap	3:02.156	100	1:28.248	2:31.554
42	32.317	2:52.808	46	1:11.580	2:23.806	18	1:32.501	2:27.012	100	1:10.393	2:31.164	46	1:40.856	2:24.720
46	1:02.640	3:23.131	19	1:20.256	2:27.150	39	1:33.240	2:27.639	46	1:29.835	2:24.518	69	1 Lap	2:59.984
39	1:07.242	3:27.733	18	1:20.325	2:26.481	59	1:35.111	2:51.577	42	1:41.604	2:37.574	19	1:54.306	2:25.414
19	1:07.972	3:28.463	39	1:20.437	2:28.061				19	1:42.591	2:27.241	18	1:54.735	2:25.804
18	1:08.710	3:29.201	106	1:55.203	2:45.622				18	1:42.630	2:26.686	39	1:55.043	2:26.088
106	1:24.447	3:44.938	3	1:55.337	2:41.557				39	1:42.654	2:25.971	42	2:05.491	2:37.586
3	1:28.646	3:49.137	113	2:04.423	2:49.036				59	2:03.562	2:45.008	59	2:31.314	2:41.451
113	1:30.253	3:50.744	20	2:05.958	2:50.455									
20	1:30.369	3:50.860												
69	1:41.925	4:02.416												

Weather / Track : Cloudy / Dry

Results can be found at www.tsl-timing.com

Snetterton 300

Circuit Length = 2.9689 miles

Start: 14:42 Flag 14:53 End: 14:56

Printed - 15:01 Saturday, 25 April 2015

BMCRC - MRO Championships 2015 - Rnd 2 @ Snetterton 300

Yamaha Past Masters & Kawasaki Junior Cup

RACE 9 - SECTOR ANALYSIS

SECTOR 1 = FL to I1, SECTOR 2 = I1 to I2, SECTOR 3 = I2 to FL, DIFF = Difference To Personal Best Lap

P1 169		Neil MACQUEEN		Yamaha -		
IDEAL LAP TIME : 2:13.432		BEST LAP TIME : 2:13.432		DIFFERENCE : 0.000		
LAP	SECTOR 1	SECTOR 2	LAP TIME	MPH	DIFF	TIME OF DAY
1 -		45.148	2:20.991	75.80	7.559	14:44:49.184
2 -	1:29.581	44.785	2:14.366 (2)	79.54	0.934	14:47:03.550
3 -	1:29.898	44.938	2:14.836 (3)	79.26	1.404	14:49:18.386
4 -	1:30.930	45.894	2:16.824	78.11	3.392	14:51:35.210
5 -	1:29.311	44.121	2:13.432 (1)	80.10		14:53:48.642

P2 50		Graham HIGLETT		Yamaha - Face to Face Finance		
IDEAL LAP TIME : 2:14.291		BEST LAP TIME : 2:14.379		DIFFERENCE : 0.088		
LAP	SECTOR 1	SECTOR 2	LAP TIME	MPH	DIFF	TIME OF DAY
1 -		45.050	2:22.427	75.04	8.048	14:44:50.620
2 -	1:29.673	44.806	2:14.479 (2)	79.47	0.100	14:47:05.099
3 -	1:29.761	44.618	2:14.379 (1)	79.53		14:49:19.478
4 -	1:29.781	45.684	2:15.465	78.89	1.086	14:51:34.943
5 -	1:29.890	44.664	2:14.554 (3)	79.43	0.175	14:53:49.497

P3 45		Peter MOORE		Yamaha - Curphs Cuttings		
IDEAL LAP TIME : 2:13.674		BEST LAP TIME : 2:13.674		DIFFERENCE : 0.000		
LAP	SECTOR 1	SECTOR 2	LAP TIME	MPH	DIFF	TIME OF DAY
1 -		44.946	2:20.491	76.07	6.817	14:44:48.684
2 -	1:30.513	44.537	2:15.050 (2)	79.14	1.376	14:47:03.734
3 -	1:30.290	45.377	2:15.667 (3)	78.78	1.993	14:49:19.401
4 -	1:30.129	46.377	2:16.506	78.29	2.832	14:51:35.907
5 -	1:29.361	44.313	2:13.674 (1)	79.95		14:53:49.581

P4 6		Matt BARBER		Yamaha -		
IDEAL LAP TIME : 2:14.294		BEST LAP TIME : 2:14.500		DIFFERENCE : 0.206		
LAP	SECTOR 1	SECTOR 2	LAP TIME	MPH	DIFF	TIME OF DAY
1 -		44.978	2:21.214	75.68	6.714	14:44:49.407
2 -	1:29.876	44.624	2:14.500 (1)	79.46		14:47:03.907
3 -	1:29.670	44.941	2:14.611 (2)	79.39	0.111	14:49:18.518
4 -	1:31.143	45.927	2:17.070 (3)	77.97	2.570	14:51:35.588
5 -	1:31.852	52.066	2:23.918	74.26	9.418	14:53:59.506

P5 81 R		Scott GRANT		Yamaha -		
IDEAL LAP TIME : 2:23.075		BEST LAP TIME : 2:23.386		DIFFERENCE : 0.311		
LAP	SECTOR 1	SECTOR 2	LAP TIME	MPH	DIFF	TIME OF DAY
1 -		47.637	2:28.802	71.82	5.416	14:44:56.995
2 -	1:35.438	47.948	2:23.386 (1)	74.54		14:47:20.381
3 -	1:35.851	47.708	2:23.559 (2)	74.45	0.173	14:49:43.940
4 -	1:36.501	47.773	2:24.274	74.08	0.888	14:52:08.214
5 -	1:35.892	48.027	2:23.919 (3)	74.26	0.533	14:54:32.133

P6 75 C		Steve HIGERTY		Yamaha - Wave Raving Developments		
IDEAL LAP TIME : 2:20.441		BEST LAP TIME : 2:21.141		DIFFERENCE : 0.700		
LAP	SECTOR 1	SECTOR 2	LAP TIME	MPH	DIFF	TIME OF DAY
1 -		49.497	2:33.733	69.52	12.592	14:45:01.926
2 -	1:37.050	48.438	2:25.488	73.46	4.347	14:47:27.414
3 -	1:33.431	47.710	2:21.141 (1)	75.72		14:49:48.555
4 -	1:34.534	47.010	2:21.544 (2)	75.51	0.403	14:52:10.099
5 -	1:35.025	47.747	2:22.772 (3)	74.86	1.631	14:54:32.871

P7 13		Ben MILES		Yamaha - Gibson Exhaust		
IDEAL LAP TIME : 2:22.276		BEST LAP TIME : 2:22.635		DIFFERENCE : 0.359		
LAP	SECTOR 1	SECTOR 2	LAP TIME	MPH	DIFF	TIME OF DAY

Weather / Track : Cloudy / Dry

Snetterton 300
Circuit Length = 2.9689 miles
Start: 14:42 Flag 14:53 End: 14:56

BMCRC - MRO Championships 2015 - Rnd 2 @ Snetterton 300

Yamaha Past Masters & Kawasaki Junior Cup

RACE 9 - SECTOR ANALYSIS

SECTOR 1 = FL to I1, SECTOR 2 = I1 to I2, SECTOR 3 = I2 to FL, DIFF = Difference To Personal Best Lap

1 -		47.729		2:31.264	70.65	8.629	14:44:59.457
2 -	1:36.740	48.377		2:25.117	73.65	2.482	14:47:24.574
3 -	1:35.865	47.701		2:23.566 (3)	74.44	0.931	14:49:48.140
4 -	1:35.488	47.801		2:23.289 (2)	74.59	0.654	14:52:11.429
5 -	1:34.575	48.060		2:22.635 (1)	74.93		14:54:34.064

P8 101		Andrew DAVIES		Yamaha - Gibson Exhaust			
IDEAL LAP TIME : 2:21.624		BEST LAP TIME : 2:22.446		DIFFERENCE : 0.822			
LAP	SECTOR 1	SECTOR 2	LAP TIME	MPH	DIFF	TIME OF DAY	
1 -		48.511	2:32.973	69.86	10.527	14:45:01.166	
2 -	1:37.046	47.730	2:24.776	73.82	2.330	14:47:25.942	
3 -	1:35.559	46.887	2:22.446 (1)	75.03		14:49:48.388	
4 -	1:36.150	46.970	2:23.120 (3)	74.67	0.674	14:52:11.508	
5 -	1:34.737	48.161	2:22.898 (2)	74.79	0.452	14:54:34.406	

P9 29 R		Giles HARWOOD		Yamaha -			
IDEAL LAP TIME : 2:22.417		BEST LAP TIME : 2:22.592		DIFFERENCE : 0.175			
LAP	SECTOR 1	SECTOR 2	LAP TIME	MPH	DIFF	TIME OF DAY	
1 -		49.093	2:36.540	68.27	13.948	14:45:04.733	
2 -	1:34.740	48.119	2:22.859 (2)	74.81	0.267	14:47:27.592	
3 -	1:35.699	48.368	2:24.067 (3)	74.18	1.475	14:49:51.659	
4 -	1:36.164	48.254	2:24.418	74.00	1.826	14:52:16.077	
5 -	1:34.298	48.294	2:22.592 (1)	74.95		14:54:38.669	

P10 33 C		Sacha GYTE		Yamaha -			
IDEAL LAP TIME : 2:23.304		BEST LAP TIME : 2:23.304		DIFFERENCE : 0.000			
LAP	SECTOR 1	SECTOR 2	LAP TIME	MPH	DIFF	TIME OF DAY	
1 -		48.740	2:32.790	69.95	9.486	14:45:00.983	
2 -	1:37.229	48.788	2:26.017	73.19	2.713	14:47:27.000	
3 -	1:36.081	48.052	2:24.133 (2)	74.15	0.829	14:49:51.133	
4 -	1:36.575	47.930	2:24.505 (3)	73.96	1.201	14:52:15.638	
5 -	1:35.424	47.880	2:23.304 (1)	74.58		14:54:38.942	

P11 55		Paul TOLAND		Yamaha -			
IDEAL LAP TIME : 2:22.354		BEST LAP TIME : 2:23.027		DIFFERENCE : 0.673			
LAP	SECTOR 1	SECTOR 2	LAP TIME	MPH	DIFF	TIME OF DAY	
1 -		48.738	2:36.886	68.12	13.859	14:45:05.079	
2 -	1:36.218	49.016	2:25.234	73.59	2.207	14:47:30.313	
3 -	1:35.601	47.426	2:23.027 (1)	74.72		14:49:53.340	
4 -	1:35.128	48.003	2:23.131 (2)	74.67	0.104	14:52:16.471	
5 -	1:34.928	48.523	2:23.451 (3)	74.50	0.424	14:54:39.922	

P12 68 C		Kevin MARSHALL		Yamaha -			
IDEAL LAP TIME : 2:22.823		BEST LAP TIME : 2:22.929		DIFFERENCE : 0.106			
LAP	SECTOR 1	SECTOR 2	LAP TIME	MPH	DIFF	TIME OF DAY	
1 -		49.740	2:33.338	69.70	10.409	14:45:01.531	
2 -	1:37.829	49.839	2:27.668	72.37	4.739	14:47:29.199	
3 -	1:35.674	48.286	2:23.960 (2)	74.24	1.031	14:49:53.159	
4 -	1:36.646	48.061	2:24.707 (3)	73.86	1.778	14:52:17.866	
5 -	1:34.762	48.167	2:22.929 (1)	74.77		14:54:40.795	

P13 2 R		Lee HUFF		Yamaha -			
IDEAL LAP TIME : 2:23.741		BEST LAP TIME : 2:23.984		DIFFERENCE : 0.243			
LAP	SECTOR 1	SECTOR 2	LAP TIME	MPH	DIFF	TIME OF DAY	
1 -		49.853	2:34.687	69.09	10.703	14:45:02.880	
2 -	1:36.831	49.716	2:26.547	72.93	2.563	14:47:29.427	
3 -	1:37.645	48.231	2:25.876 (3)	73.26	1.892	14:49:55.303	
4 -	1:36.362	48.623	2:24.985 (2)	73.71	1.001	14:52:20.288	

Weather / Track : Cloudy / Dry

Snetterton 300
Circuit Length = 2.9689 miles
Start: 14:42 Flag 14:53 End: 14:56

BMCRC - MRO Championships 2015 - Rnd 2 @ Snetterton 300

Yamaha Past Masters & Kawasaki Junior Cup

RACE 9 - SECTOR ANALYSIS

SECTOR 1 = FL to I1, SECTOR 2 = I1 to I2, SECTOR 3 = I2 to FL, DIFF = Difference To Personal Best Lap

5 - 1:35.510 48.474 2:23.984 (1) 74.23 14:54:44.272

P14 41 C Paul BOWLING			Yamaha - Ice Watch Ltd			
IDEAL LAP TIME : 2:24.543		BEST LAP TIME : 2:24.899		DIFFERENCE : 0.356		
LAP	SECTOR 1	SECTOR 2	LAP TIME	MPH	DIFF	TIME OF DAY
1 -		48.904	2:34.803	69.04	9.904	14:45:02.996
2 -	1:36.622	50.050	2:26.672 (2)	72.87	1.773	14:47:29.668
3 -	1:36.978	47.921	2:24.899 (1)	73.76		14:49:54.567
4 -	1:39.587	49.986	2:29.573 (3)	71.45	4.674	14:52:24.140
5 -	1:40.981	50.761	2:31.742	70.43	6.843	14:54:55.882

P15 100 R Paul MIDDLETON			Yamaha -			
IDEAL LAP TIME : 2:30.784		BEST LAP TIME : 2:31.164		DIFFERENCE : 0.380		
LAP	SECTOR 1	SECTOR 2	LAP TIME	MPH	DIFF	TIME OF DAY
1 -		50.795	2:40.808	66.46	9.644	14:45:09.001
2 -	1:42.856	50.769	2:33.625	69.57	2.461	14:47:42.626
3 -	1:40.888	50.658	2:31.546 (2)	70.52	0.382	14:50:14.172
4 -	1:40.370	50.794	2:31.164 (1)	70.70		14:52:45.336
5 -	1:41.140	50.414	2:31.554 (3)	70.52	0.390	14:55:16.890

P16 46 J Harry ROWLINGS			Kawasaki -			
IDEAL LAP TIME : 2:23.474		BEST LAP TIME : 2:23.806		DIFFERENCE : 0.332		
LAP	SECTOR 1	SECTOR 2	LAP TIME	MPH	DIFF	TIME OF DAY
1 -		48.226	3:23.131	52.61	59.325	14:45:51.324
2 -	1:35.783	48.023	2:23.806 (1)	74.32		14:48:15.130
3 -	1:37.072	48.058	2:25.130	73.64	1.324	14:50:40.260
4 -	1:36.298	48.220	2:24.518 (2)	73.95	0.712	14:53:04.778
5 -	1:35.451	49.269	2:24.720 (3)	73.85	0.914	14:55:29.498

P17 19 J James ALDERSON			Kawasaki -			
IDEAL LAP TIME : 2:25.122		BEST LAP TIME : 2:25.414		DIFFERENCE : 0.292		
LAP	SECTOR 1	SECTOR 2	LAP TIME	MPH	DIFF	TIME OF DAY
1 -		49.337	3:28.463	51.27	1:03.049	14:45:56.656
2 -	1:37.631	49.519	2:27.150 (3)	72.63	1.736	14:48:23.806
3 -	1:36.969	49.518	2:26.487 (2)	72.96	1.073	14:50:50.293
4 -	1:37.848	49.393	2:27.241	72.58	1.827	14:53:17.534
5 -	1:37.261	48.153	2:25.414 (1)	73.50		14:55:42.948

P18 18 J Alex MURLEY			Kawasaki - Redfern Stevens/Fast Response Metal Engineering			
IDEAL LAP TIME : 2:25.468		BEST LAP TIME : 2:25.804		DIFFERENCE : 0.336		
LAP	SECTOR 1	SECTOR 2	LAP TIME	MPH	DIFF	TIME OF DAY
1 -		49.441	3:29.201	51.08	1:03.397	14:45:57.394
2 -	1:37.241	49.240	2:26.481 (2)	72.96	0.677	14:48:23.875
3 -	1:36.907	50.105	2:27.012	72.70	1.208	14:50:50.887
4 -	1:37.540	49.146	2:26.686 (3)	72.86	0.882	14:53:17.573
5 -	1:37.243	48.561	2:25.804 (1)	73.30		14:55:43.377

P19 39 J Luke O'HIGGINS			Kawasaki -			
IDEAL LAP TIME : 2:25.532		BEST LAP TIME : 2:25.971		DIFFERENCE : 0.439		
LAP	SECTOR 1	SECTOR 2	LAP TIME	MPH	DIFF	TIME OF DAY
1 -		49.711	3:27.733	51.45	1:01.762	14:45:55.926
2 -	1:38.133	49.928	2:28.061	72.18	2.090	14:48:23.987
3 -	1:37.538	50.101	2:27.639 (3)	72.39	1.668	14:50:51.626
4 -	1:36.905	49.066	2:25.971 (1)	73.22		14:53:17.597
5 -	1:37.461	48.627	2:26.088 (2)	73.16	0.117	14:55:43.685

Weather / Track : Cloudy / Dry

Snetterton 300
Circuit Length = 2.9689 miles
Start: 14:42 Flag 14:53 End: 14:56

BMCRC - MRO Championships 2015 - Rnd 2 @ Snetterton 300

Yamaha Past Masters & Kawasaki Junior Cup

RACE 9 - SECTOR ANALYSIS

SECTOR 1 = FL to I1, SECTOR 2 = I1 to I2, SECTOR 3 = I2 to FL, DIFF = Difference To Personal Best Lap

P20 42 C		Martin PEARSON		Yamaha - ASL Powerstream		
IDEAL LAP TIME : 2:37.235		BEST LAP TIME : 2:37.574		DIFFERENCE : 0.339		
LAP	SECTOR 1	SECTOR 2	LAP TIME	MPH	DIFF	TIME OF DAY
1 -		53.878	2:52.808	61.84	15.234	14:45:21.001
2 -	1:46.089	53.991	2:40.080	66.76	2.506	14:48:01.081
3 -	1:45.244	52.648	2:37.892 (3)	67.69	0.318	14:50:38.973
4 -	1:44.587	52.987	2:37.574 (1)	67.82		14:53:16.547
5 -	1:44.882	52.704	2:37.586 (2)	67.82	0.012	14:55:54.133

P21 59		Neil HESMAN		Yamaha - Farkham Hall		
IDEAL LAP TIME : 2:41.374		BEST LAP TIME : 2:41.451		DIFFERENCE : 0.077		
LAP	SECTOR 1	SECTOR 2	LAP TIME	MPH	DIFF	TIME OF DAY
1 -		54.374	2:49.652	62.99	8.201	14:45:17.845
2 -	1:48.473	55.602	2:44.075 (2)	65.14	2.624	14:48:01.920
3 -	1:54.744	56.833	2:51.577	62.29	10.126	14:50:53.497
4 -	1:49.184	55.824	2:45.008 (3)	64.77	3.557	14:53:38.505
5 -	1:47.000	54.451	2:41.451 (1)	66.20		14:56:19.956

P22 106 J		Patrick BYRNE		Kawasaki -		
IDEAL LAP TIME : 2:38.732		BEST LAP TIME : 2:38.732		DIFFERENCE : 0.000		
LAP	SECTOR 1	SECTOR 2	LAP TIME	MPH	DIFF	TIME OF DAY
1 -		57.215	3:44.938	47.51	1:06.206	14:46:13.131
2 -	1:49.695	55.927	2:45.622 (3)	64.53	6.890	14:48:58.753
3 -	1:47.103	55.249	2:42.352 (2)	65.83	3.620	14:51:41.105
4 -	1:45.168	53.564	2:38.732 (1)	67.33		14:54:19.837

P23 3 J		Joey LAMBDEN		Kawasaki -		
IDEAL LAP TIME : 2:39.723		BEST LAP TIME : 2:40.009		DIFFERENCE : 0.286		
LAP	SECTOR 1	SECTOR 2	LAP TIME	MPH	DIFF	TIME OF DAY
1 -		55.736	3:49.137	46.64	1:09.128	14:46:17.330
2 -	1:45.933	55.624	2:41.557 (3)	66.15	1.548	14:48:58.887
3 -	1:46.968	54.075	2:41.043 (2)	66.36	1.034	14:51:39.930
4 -	1:46.219	53.790	2:40.009 (1)	66.79		14:54:19.939

P24 20 J		Kai DICKINSON		Kawasaki - Super Granny		
IDEAL LAP TIME : 2:44.460		BEST LAP TIME : 2:44.638		DIFFERENCE : 0.178		
LAP	SECTOR 1	SECTOR 2	LAP TIME	MPH	DIFF	TIME OF DAY
1 -		58.231	3:50.860	46.29	1:06.222	14:46:19.053
2 -	1:52.335	58.120	2:50.455 (3)	62.70	5.817	14:49:09.508
3 -	1:49.269	55.369	2:44.638 (1)	64.91		14:51:54.146
4 -	1:50.481	55.191	2:45.672 (2)	64.51	1.034	14:54:39.818

P25 113 J		Dean BRADLEY		Kawasaki -		
IDEAL LAP TIME : 2:44.128		BEST LAP TIME : 2:44.128		DIFFERENCE : 0.000		
LAP	SECTOR 1	SECTOR 2	LAP TIME	MPH	DIFF	TIME OF DAY
1 -		57.082	3:50.744	46.32	1:06.616	14:46:18.937
2 -	1:52.402	56.634	2:49.036 (3)	63.22	4.908	14:49:07.973
3 -	1:52.628	56.178	2:48.806 (2)	63.31	4.678	14:51:56.779
4 -	1:49.852	54.276	2:44.128 (1)	65.12		14:54:40.907

P26 69 J		Connor HALL		Kawasaki -		
IDEAL LAP TIME : 2:59.984		BEST LAP TIME : 2:59.984		DIFFERENCE : 0.000		
LAP	SECTOR 1	SECTOR 2	LAP TIME	MPH	DIFF	TIME OF DAY
1 -		1:01.187	4:02.416	44.08	1:02.432	14:46:30.609
2 -	2:03.359	1:00.720	3:04.079 (3)	58.06	4.095	14:49:34.688
3 -	2:01.018	1:01.138	3:02.156 (2)	58.67	2.172	14:52:36.844
4 -	2:00.289	59.695	2:59.984 (1)	59.38		14:55:36.828

Weather / Track : Cloudy / Dry

Snetterton 300
Circuit Length = 2.9689 miles
Start: 14:42 Flag 14:53 End: 14:56

BMCRC - MRO Championships 2015 - Rnd 2 @ Snetterton 300

Yamaha Past Masters & Kawasaki Junior Cup

RACE 9 - SECTOR ANALYSIS

SECTOR 1 = FL to I1, SECTOR 2 = I1 to I2, SECTOR 3 = I2 to FL, DIFF = Difference To Personal Best Lap

P27 14		Doug EDMONDSON		Yamaha - Wave Raving Developments		
IDEAL LAP TIME : 2:21.114		BEST LAP TIME : 2:25.053		DIFFERENCE : 3.939		
LAP	SECTOR 1	SECTOR 2	LAP TIME	MPH	DIFF	TIME OF DAY
1 -		47.706	2:27.731 (2)	72.34	2.678	14:44:55.924
2 -	1:33.408	51.645	2:25.053 (1)	73.68		14:47:20.977

P28 90 C		Mark ELLERAY		Yamaha - Abbot Solutions Ltd		
IDEAL LAP TIME : 2:39.341		BEST LAP TIME : 2:39.721		DIFFERENCE : 0.380		
LAP	SECTOR 1	SECTOR 2	LAP TIME	MPH	DIFF	TIME OF DAY
1 -		52.448	2:51.068 (2)	62.47	11.347	14:45:19.261
2 -	1:46.893	52.828	2:39.721 (1)	66.91		14:47:58.982

P29 88 C		Michael STANLEY		Yamaha -		
IDEAL LAP TIME :		BEST LAP TIME : 2:39.340		DIFFERENCE :		
LAP	SECTOR 1	SECTOR 2	LAP TIME	MPH	DIFF	TIME OF DAY
1 -		50.420	2:39.340 (1)	67.07		14:45:07.533

BMCRC - MRO Championships 2015 - Rnd 2 @ Snetterton 300

Yamaha Past Masters & Kawasaki Junior Cup

RACE 9 - BEST SECTORS

SECTOR 1			SECTOR 2			IDEAL / BEST COMPARISON						
POS	NO	NAME	TIME	NO	NAME	TIME	POS	NO	NAME	IDEAL	BEST	DIFF
									PERFECT LAP	2:13.432		
1	169	MACQUEEN	1:29.311	169	MACQUEEN	44.121	1	169	MACQUEEN	2:13.432	2:13.432	0.000
2	45	MOORE	1:29.361	45	MOORE	44.313	2	45	MOORE	2:13.674	2:13.674	0.000
3	6	BARBER	1:29.670	50	HIGLETT	44.618	3	50	HIGLETT	2:14.291	2:14.379	0.088
4	50	HIGLETT	1:29.673	6	BARBER	44.624	4	6	BARBER	2:14.294	2:14.500	0.206
5	14	EDMONDSON	1:33.408	101	DAVIES	46.887	5	75	HIGERTY	2:20.441	2:21.141	0.700
6	75	HIGERTY	1:33.431	75	HIGERTY	47.010	6	14	EDMONDSON	2:21.114	2:25.053	3.939
7	29	HARWOOD	1:34.298	55	TOLAND	47.426	7	101	DAVIES	2:21.624	2:22.446	0.822
8	13	MILES	1:34.575	81	GRANT	47.637	8	13	MILES	2:22.276	2:22.635	0.359
9	101	DAVIES	1:34.737	13	MILES	47.701	9	55	TOLAND	2:22.354	2:23.027	0.673
10	68	MARSHALL	1:34.762	14	EDMONDSON	47.706	10	29	HARWOOD	2:22.417	2:22.592	0.175
11	55	TOLAND	1:34.928	33	GYTE	47.880	11	68	MARSHALL	2:22.823	2:22.929	0.106
12	33	GYTE	1:35.424	41	BOWLING	47.921	12	81	GRANT	2:23.075	2:23.386	0.311
13	81	GRANT	1:35.438	46	ROWLINGS	48.023	13	33	GYTE	2:23.304	2:23.304	0.000
14	46	ROWLINGS	1:35.451	68	MARSHALL	48.061	14	46	ROWLINGS	2:23.474	2:23.806	0.332
15	2	HUFF	1:35.510	29	HARWOOD	48.119	15	2	HUFF	2:23.741	2:23.984	0.243
16	41	BOWLING	1:36.622	19	ALDERSON	48.153	16	41	BOWLING	2:24.543	2:24.899	0.356
17	39	O'HIGGINS	1:36.905	2	HUFF	48.231	17	19	ALDERSON	2:25.122	2:25.414	0.292
18	18	MURLEY	1:36.907	18	MURLEY	48.561	18	18	MURLEY	2:25.468	2:25.804	0.336
19	19	ALDERSON	1:36.969	39	O'HIGGINS	48.627	19	39	O'HIGGINS	2:25.532	2:25.971	0.439
20	100	MIDDLETON	1:40.370	100	MIDDLETON	50.414	20	100	MIDDLETON	2:30.784	2:31.164	0.380
21	42	PEARSON	1:44.587	88	STANLEY	50.420	21	42	PEARSON	2:37.235	2:37.574	0.339
22	106	BYRNE	1:45.168	90	ELLERAY	52.448	22	106	BYRNE	2:38.732	2:38.732	0.000
23	3	LAMB DEN	1:45.933	42	PEARSON	52.648	23	90	ELLERAY	2:39.341	2:39.721	0.380
24	90	ELLERAY	1:46.893	106	BYRNE	53.564	24	3	LAMB DEN	2:39.723	2:40.009	0.286
25	59	HESMAN	1:47.000	3	LAMB DEN	53.790	25	59	HESMAN	2:41.374	2:41.451	0.077
26	20	DICKINSON	1:49.269	113	BRADLEY	54.276	26	113	BRADLEY	2:44.128	2:44.128	0.000
27	113	BRADLEY	1:49.852	59	HESMAN	54.374	27	20	DICKINSON	2:44.460	2:44.638	0.178
28	69	HALL	2:00.289	20	DICKINSON	55.191	28	69	HALL	2:59.984	2:59.984	0.000
29				69	HALL	59.695	29	88	STANLEY		2:39.340	
30												
31												
32												
33												
34												

Weather / Track : Cloudy / Dry

Results can be found at www.tsl-timing.com

Snetterton 300

Circuit Length = 2.9689 miles

Start: 14:42 Flag 14:53 End: 14:56

Printed - 15:01 Saturday, 25 April 2015

BMCRC - MRO Championships 2015 - Rnd 2 @ Snetterton 300

Yamaha Past Masters & Kawasaki Junior Cup

RACE 20 - GRID (5 Laps)

ROW 15				43	26 Luke HOPKINS		
ROW 14	42	69 Connor HALL	41	113 Dean BRADLEY	40	20 Kai DICKINSON	
ROW 13		39	3 Joey LAMBDEN	38	106 Patrick BYRNE	37	39 Luke O'HIGGINS
ROW 12	36	18 Alex MURLEY	35	19 James ALDERSON	34	46 Harry ROWLINGS	
ROW 11							
ROW 10							
ROW 9				25	36 Paul DAVIES		
ROW 8	24	63 Stephen JOHNSON	23	22 Keith COTGROVE	22	74 Paul WHITBY	
ROW 7		21	117 Paul HENSON	20	88 Michael STANLEY	19	90 Mark ELLERAY
ROW 6	18	14 Doug EDMONDSON	17	59 Neil HESMAN	16	42 Martin PEARSON	
ROW 5		15	100 Paul MIDDLETON	14	41 Paul BOWLING	13	2 Lee HUFF
ROW 4	12	68 Kevin MARSHALL	11	55 Paul TOLAND	10	33 Sacha GYTE	
ROW 3		9	29 Giles HARWOOD	8	101 Andrew DAVIES	7	13 Ben MILES
ROW 2	6	75 Steve HIGERTY	5	81 Scott GRANT	4	6 Matt BARBER	
ROW 1		3	45 Peter MOORE	2	50 Graham HIGLETT	1	169 Neil MACQUEEN
						Pole	

Snetterton 300
Circuit Length = 2.9689 miles

These results are provisional until the conclusion of any judicial and technical matters.

Clerk Of Course :	Timekeeper :
-------------------	--------------

Results can be found at www.tsl-timing.com

Printed - 15:05 Saturday, 25 April 2015



BMCRC - MRO Championships 2015 - Rnd 2 @ Snetterton 300

Yamaha Past Masters & Kawasaki Junior Cup

RACE 20 - CLASSIFICATION

POS	NO	CL	PIC NAME	ENTRY	LAPS	TIME	GAP	DIFF	MPH	BEST	ON
1	169		1 Neil MACQUEEN	Yamaha -	5	12:18.587			72.35	2:25.332	3
2	6		2 Matt BARBER	Yamaha -	5	12:25.371	6.784	6.784	71.69	2:26.493	2
3	101		3 Andrew DAVIES	Yamaha - Gibson Exhaust	5	12:25.911	7.324	0.540	71.64	2:24.603	5
4	14		4 Doug EDMONDSON	Yamaha - Wave Raving Developments	5	12:39.773	21.186	13.862	70.33	2:27.539	4
5	81	R	1 Scott GRANT	Yamaha -	5	12:47.688	29.101	7.915	69.61	2:31.447	5
6	75	C	1 Steve HIGERTY	Yamaha - Wave Raving Developments	5	12:52.494	33.907	4.806	69.17	2:30.086	5
7	41	C	2 Paul BOWLING	Yamaha - Ice Watch Ltd	5	12:53.803	35.216	1.309	69.06	2:31.360	5
8	68	C	3 Kevin MARSHALL	Yamaha -	5	12:57.867	39.280	4.064	68.70	2:27.516	5
9	33	C	4 Sacha GYTE	Yamaha -	5	12:58.670	40.083	0.803	68.63	2:27.721	5
10	88	C	5 Michael STANLEY	Yamaha -	5	12:59.438	40.851	0.768	68.56	2:29.186	5
11	100	R	2 Paul MIDDLETON	Yamaha -	5	13:05.738	47.151	6.300	68.01	2:29.645	5
12	36		5 Paul DAVIES	Yamaha - kdstudios	5	13:06.040	47.453	0.302	67.98	2:29.144	5
13	13		6 Ben MILES	Yamaha - Gibson Exhaust	5	13:20.203	1:01.616	14.163	66.78	2:36.399	5
14	74	C	6 Paul WHITBY	Yamaha - Prestige Decor Ltd	5	13:21.903	1:03.316	1.700	66.64	2:35.163	5
15	45		7 Peter MOORE	Yamaha - Curphs Cuttings	5	13:35.198	1:16.611	13.295	65.55	2:40.548	4
16	117		8 Paul HENSON	Yamaha -	5	13:48.128	1:29.541	12.930	64.53	2:41.216	5
17	59		9 Neil HESMAN	Yamaha - Farkham Hall	5	14:21.537	2:02.950	33.409	62.02	2:47.617	5
18	42	C	7 Martin PEARSON	Yamaha - ASL Powerstream	5	14:42.134	2:23.547	20.597	60.58	2:52.774	5
19	63	R	3 Stephen JOHNSON	Yamaha -	5	14:53.835	2:35.248	11.701	59.78	2:54.155	3

NOT CLASSIFIED

DNF	29	R	Giles HARWOOD	Yamaha -	1	2:45.799	4 Laps	4 Laps	64.46	2:45.799	1
DNF	2	R	Lee HUFF	Yamaha -	1	2:47.732	4 Laps	1.933	63.72	2:47.732	1
DNF	90	C	Mark ELLERAY	Yamaha - Abbot Solutions Ltd	0						

FASTEST LAP

101			Andrew DAVIES	Yamaha - Gibson Exhaust	5	2:24.603		73.91 mph	118.95 kph
68	C		Kevin MARSHALL	Yamaha -	5	2:27.516		72.45 mph	116.60 kph
100	R		Paul MIDDLETON	Yamaha -	5	2:29.645		71.42 mph	114.94 kph

Class - 90% of Race Speed = 65.11 mph
 Class R - 90% of Race Speed = 62.64 mph
 Class C - 90% of Race Speed = 62.25 mph

Snetterton 300
 Circuit Length = 2.9689 miles
 Start: 09:22 Flag 09:34 End: 09:37

Weather / Track : Cloudy / Wet

These results are provisional until the conclusion of any judicial and technical matters.

Clerk Of Course :	Timekeeper :
-------------------	--------------

Results can be found at www.tsl-timing.com

Printed - 10:10 Sunday, 26 April 2015



Kawasaki Junior Cup

RACE 20 - CLASSIFICATION

POS	NO	CL	PIC NAME	ENTRY	LAPS	TIME	GAP	DIFF	MPH	BEST	ON
1	46	J	1 Harry ROWLINGS	Kawasaki -	5	13:23.071			66.54	2:28.167	5
2	19	J	2 James ALDERSON	Kawasaki -	5	13:26.448	3.377	3.377	66.26	2:28.593	4
3	18	J	3 Alex MURLEY	Kawasaki - Redfern Stevens/Fast Response Metal E	5	14:28.978	1:05.907	1:02.530	61.49	2:41.113	2
4	20	J	4 Kai DICKINSON	Kawasaki - Super Granny	5	14:41.374	1:18.303	12.396	60.63	2:44.523	5
5	106	J	5 Patrick BYRNE	Kawasaki -	5	14:41.649	1:18.578	0.275	60.61	2:41.537	5
6	3	J	6 Joey LAMBDEN	Kawasaki -	5	14:41.838	1:18.767	0.189	60.60	2:40.708	5
7	113	J	7 Dean BRADLEY	Kawasaki -	5	14:54.270	1:31.199	12.432	59.75	2:47.381	4
8	26	J	8 Luke HOPKINS	Kawasaki - DAD	5	14:55.115	1:32.044	0.845	59.70	2:48.340	3
NOT CLASSIFIED											
DNF	39	J	Luke O'HIGGINS	Kawasaki -	3	8:28.040	2 Laps	2 Laps	63.11	2:31.374	3
FASTEST LAP											
	46	J	Harry ROWLINGS	Kawasaki -	5	2:28.167			72.13 mph	116.09 kph	

Class J - 90% of Race Speed = 59.88 mph

Snetterton 300
 Circuit Length = 2.9689 miles
 Start: 09:22 Flag 09:34 End: 09:37

Weather / Track : Cloudy / Wet
 These results are provisional until the conclusion of any judicial and technical matters.

Clerk Of Course :		Timekeeper :
-------------------	--	--------------

Results can be found at www.tsl-timing.com

Printed - 10:12 Sunday, 26 April 2015



BMCRC - MRO Championships 2015 - Rnd 2 @ Snetterton 300

Yamaha Past Masters & Kawasaki Junior Cup

RACE 20 - LAP CHART

LAP 1 @ 09:24:42.903			LAP 2 @ 09:27:08.812			LAP 3 @ 09:29:34.144			LAP 4 @ 09:32:00.275			LAP 5 @ 09:34:27.372		
NO	BEHIND	LAP TIME	NO	BEHIND	LAP TIME	NO	BEHIND	LAP TIME	NO	BEHIND	LAP TIME	NO	BEHIND	LAP TIME
169		2:34.118	169		2:25.909	169		2:25.332	169		2:26.131	169		2:27.097
6	0.643	2:34.761	6	1.227	2:26.493	6	4.008	2:28.113	6	7.239	2:29.362	6	6.784	2:26.642
81	3.928	2:38.046	101	7.189	2:29.152	101	9.342	2:27.485	101	9.818	2:26.607	101	7.324	2:24.603
101	3.946	2:38.064	14	9.868	2:29.022	14	12.860	2:28.324	14	14.268	2:27.539	14	21.186	2:34.015
75	6.601	2:40.719	81	11.109	2:33.090	81	18.948	2:33.171	81	24.751	2:31.934	81	29.101	2:31.447
14	6.755	2:40.873	41	13.324	2:31.859	41	22.545	2:34.553	75	30.918	2:34.145	75	33.907	2:30.086
41	7.374	2:41.492	75	14.339	2:33.647	75	22.904	2:33.897	41	30.953	2:34.539	41	35.216	2:31.360
29	11.681	2:45.799	33	22.291	2:35.450	88	33.202	2:34.808	88	38.762	2:31.691	68	39.280	2:27.516
33	12.750	2:46.868	88	23.726	2:35.539	33	33.906	2:36.947	68	38.861	2:30.883	33	40.083	2:27.721
45	13.562	2:47.680	68	23.857	2:35.153	68	34.109	2:35.584	33	39.459	2:31.684	88	40.851	2:29.186
2	13.614	2:47.732	13	28.378	2:40.348	100	39.370	2:36.208	100	44.603	2:31.364	100	47.151	2:29.645
13	13.939	2:48.057	100	28.494	2:39.667	13	39.696	2:36.650	36	45.406	2:31.334	36	47.453	2:29.144
88	14.096	2:48.214	36	28.746	2:39.229	36	40.203	2:36.789	13	52.314	2:38.749	13	1:01.616	2:36.399
68	14.613	2:48.731	45	29.533	2:41.880	45	44.935	2:40.734	74	55.250	2:36.261	74	1:03.316	2:35.163
100	14.736	2:48.854	74	33.515	2:41.171	74	45.120	2:36.937	45	59.352	2:40.548	46	1:04.484	2:28.167
36	15.426	2:49.544	117	39.838	2:44.676	117	57.256	2:42.750	46	1:03.414	2:28.515	19	1:07.861	2:30.816
74	18.253	2:52.371	59	49.759	2:52.126	46	1:01.030	2:29.903	19	1:04.142	2:28.593	45	1:16.611	2:44.356
117	21.071	2:55.189	19	56.375	2:34.399	19	1:01.680	2:30.637	117	1:15.422	2:44.297	117	1:29.541	2:41.216
59	23.542	2:57.660	46	56.459	2:34.827	39	1:02.681	2:31.374	59	1:42.430	2:51.605	59	2:02.950	2:47.617
63	31.083	3:05.201	39	56.639	2:34.923	59	1:16.956	2:52.529	18	1:43.074	2:42.621	18	2:10.391	2:54.414
42	32.283	3:06.401	42	1:02.791	2:56.417	18	1:26.584	2:43.837	42	1:57.870	2:52.928	20	2:22.787	2:44.523
46	47.541	3:21.659	63	1:03.967	2:58.793	42	1:31.073	2:53.614	63	2:04.611	2:57.952	106	2:23.062	2:41.537
39	47.625	3:21.743	18	1:08.079	2:41.113	63	1:32.790	2:54.155	20	2:05.361	2:48.134	3	2:23.251	2:40.708
19	47.885	3:22.003	20	1:22.067	2:45.959	20	1:43.358	2:46.623	106	2:08.622	2:45.792	42	2:23.547	2:52.774
18	52.875	3:26.993	106	1:27.057	2:50.264	106	1:48.961	2:47.236	3	2:09.640	2:42.620	63	2:35.248	2:57.734
20	1:02.017	3:36.135	26	1:29.441	2:51.048	26	1:52.449	2:48.340	113	2:13.828	2:47.381	113	2:35.683	2:48.952
106	1:02.702	3:36.820	113	1:29.779	2:49.846	113	1:52.578	2:48.131	26	2:14.868	2:48.550	26	2:36.528	2:48.757
26	1:04.302	3:38.420	3	1:30.657	2:50.851	3	1:53.151	2:47.826						
3	1:05.715	3:39.833												
113	1:05.842	3:39.960												

Weather / Track : Cloudy / Wet

Snetterton 300

Circuit Length = 2.9689 miles

Start: 09:22 Flag 09:34 End: 09:37

Results can be found at www.tsl-timing.com

Printed - 10:13 Sunday, 26 April 2015

BMCRC - MRO Championships 2015 - Rnd 2 @ Snetterton 300

Yamaha Past Masters & Kawasaki Junior Cup

RACE 20 - SECTOR ANALYSIS

SECTOR 1 = FL to I1, SECTOR 2 = I1 to I2, SECTOR 3 = I2 to FL, DIFF = Difference To Personal Best Lap

P1 169		Neil MACQUEEN		Yamaha -		
IDEAL LAP TIME : 2:25.123		BEST LAP TIME : 2:25.332		DIFFERENCE : 0.209		
LAP	SECTOR 1	SECTOR 2	LAP TIME	MPH	DIFF	TIME OF DAY
1 -		49.549	2:34.118	69.34	8.786	09:24:42.903
2 -	1:37.025	48.884	2:25.909 (2)	73.25	0.577	09:27:08.812
3 -	1:36.239	49.093	2:25.332 (1)	73.54		09:29:34.144
4 -	1:36.601	49.530	2:26.131 (3)	73.14	0.799	09:32:00.275
5 -	1:37.632	49.465	2:27.097	72.66	1.765	09:34:27.372

P2 6		Matt BARBER		Yamaha -		
IDEAL LAP TIME : 2:26.416		BEST LAP TIME : 2:26.493		DIFFERENCE : 0.077		
LAP	SECTOR 1	SECTOR 2	LAP TIME	MPH	DIFF	TIME OF DAY
1 -		49.650	2:34.761	69.06	8.268	09:24:43.546
2 -	1:37.791	48.702	2:26.493 (1)	72.95		09:27:10.039
3 -	1:38.034	50.079	2:28.113 (3)	72.16	1.620	09:29:38.152
4 -	1:39.425	49.937	2:29.362	71.55	2.869	09:32:07.514
5 -	1:37.714	48.928	2:26.642 (2)	72.88	0.149	09:34:34.156

P3 101		Andrew DAVIES		Yamaha - Gibson Exhaust		
IDEAL LAP TIME : 2:24.603		BEST LAP TIME : 2:24.603		DIFFERENCE : 0.000		
LAP	SECTOR 1	SECTOR 2	LAP TIME	MPH	DIFF	TIME OF DAY
1 -		50.909	2:38.064	67.61	13.461	09:24:46.849
2 -	1:39.239	49.913	2:29.152	71.65	4.549	09:27:16.001
3 -	1:38.098	49.387	2:27.485 (3)	72.46	2.882	09:29:43.486
4 -	1:37.725	48.882	2:26.607 (2)	72.90	2.004	09:32:10.093
5 -	1:36.316	48.287	2:24.603 (1)	73.91		09:34:34.696

P4 14		Doug EDMONDSON		Yamaha - Wave Raving Developments		
IDEAL LAP TIME : 2:27.075		BEST LAP TIME : 2:27.539		DIFFERENCE : 0.464		
LAP	SECTOR 1	SECTOR 2	LAP TIME	MPH	DIFF	TIME OF DAY
1 -		52.576	2:40.873	66.43	13.334	09:24:49.658
2 -	1:38.985	50.037	2:29.022 (3)	71.72	1.483	09:27:18.680
3 -	1:38.558	49.766	2:28.324 (2)	72.05	0.785	09:29:47.004
4 -	1:37.524	50.015	2:27.539 (1)	72.44		09:32:14.543
5 -	1:37.309	56.706	2:34.015	69.39	6.476	09:34:48.558

P5 81 R		Scott GRANT		Yamaha -		
IDEAL LAP TIME : 2:31.387		BEST LAP TIME : 2:31.447		DIFFERENCE : 0.060		
LAP	SECTOR 1	SECTOR 2	LAP TIME	MPH	DIFF	TIME OF DAY
1 -		51.752	2:38.046	67.62	6.599	09:24:46.831
2 -	1:42.091	50.999	2:33.090 (3)	69.81	1.643	09:27:19.921
3 -	1:42.169	51.002	2:33.171	69.77	1.724	09:29:53.092
4 -	1:40.776	51.158	2:31.934 (2)	70.34	0.487	09:32:25.026
5 -	1:40.836	50.611	2:31.447 (1)	70.57		09:34:56.473

P6 75 C		Steve HIGERTY		Yamaha - Wave Raving Developments		
IDEAL LAP TIME : 2:30.086		BEST LAP TIME : 2:30.086		DIFFERENCE : 0.000		
LAP	SECTOR 1	SECTOR 2	LAP TIME	MPH	DIFF	TIME OF DAY
1 -		52.837	2:40.719	66.50	10.633	09:24:49.504
2 -	1:41.484	52.163	2:33.647 (2)	69.56	3.561	09:27:23.151
3 -	1:41.798	52.099	2:33.897 (3)	69.44	3.811	09:29:57.048
4 -	1:42.177	51.968	2:34.145	69.33	4.059	09:32:31.193
5 -	1:39.112	50.974	2:30.086 (1)	71.21		09:35:01.279

P7 41 C		Paul BOWLING		Yamaha - Ice Watch Ltd		
IDEAL LAP TIME : 2:31.360		BEST LAP TIME : 2:31.360		DIFFERENCE : 0.000		
LAP	SECTOR 1	SECTOR 2	LAP TIME	MPH	DIFF	TIME OF DAY

Weather / Track : Cloudy / Wet

Snetterton 300
Circuit Length = 2.9689 miles
Start: 09:22 Flag 09:34 End: 09:37

BMCRC - MRO Championships 2015 - Rnd 2 @ Snetterton 300

Yamaha Past Masters & Kawasaki Junior Cup

RACE 20 - SECTOR ANALYSIS

SECTOR 1 = FL to I1, SECTOR 2 = I1 to I2, SECTOR 3 = I2 to FL, DIFF = Difference To Personal Best Lap

1 -		51.231		2:41.492	66.18	10.132	09:24:50.277
2 -	1:40.741	51.118		2:31.859 (2)	70.38	0.499	09:27:22.136
3 -	1:42.706	51.847		2:34.553	69.15	3.193	09:29:56.689
4 -	1:42.774	51.765		2:34.539 (3)	69.16	3.179	09:32:31.228
5 -	1:40.641	50.719		2:31.360 (1)	70.61		09:35:02.588

P8 68 C Kevin MARSHALL		Yamaha -					
IDEAL LAP TIME : 2:27.516		BEST LAP TIME : 2:27.516		DIFFERENCE : 0.000			
LAP	SECTOR 1	SECTOR 2	LAP TIME	MPH	DIFF	TIME OF DAY	
1 -		53.528	2:48.731	63.34	21.215	09:24:57.516	
2 -	1:44.374	50.779	2:35.153 (3)	68.88	7.637	09:27:32.669	
3 -	1:43.143	52.441	2:35.584	68.69	8.068	09:30:08.253	
4 -	1:40.302	50.581	2:30.883 (2)	70.83	3.367	09:32:39.136	
5 -	1:38.910	48.606	2:27.516 (1)	72.45		09:35:06.652	

P9 33 C Sacha GYTE		Yamaha -					
IDEAL LAP TIME : 2:27.721		BEST LAP TIME : 2:27.721		DIFFERENCE : 0.000			
LAP	SECTOR 1	SECTOR 2	LAP TIME	MPH	DIFF	TIME OF DAY	
1 -		54.029	2:46.868	64.05	19.147	09:24:55.653	
2 -	1:42.323	53.127	2:35.450 (3)	68.75	7.729	09:27:31.103	
3 -	1:44.064	52.883	2:36.947	68.09	9.226	09:30:08.050	
4 -	1:40.861	50.823	2:31.684 (2)	70.46	3.963	09:32:39.734	
5 -	1:38.503	49.218	2:27.721 (1)	72.35		09:35:07.455	

P10 88 C Michael STANLEY		Yamaha -					
IDEAL LAP TIME : 2:29.186		BEST LAP TIME : 2:29.186		DIFFERENCE : 0.000			
LAP	SECTOR 1	SECTOR 2	LAP TIME	MPH	DIFF	TIME OF DAY	
1 -		53.719	2:48.214	63.53	19.028	09:24:56.999	
2 -	1:43.648	51.891	2:35.539	68.71	6.353	09:27:32.538	
3 -	1:42.974	51.834	2:34.808 (3)	69.04	5.622	09:30:07.346	
4 -	1:40.798	50.893	2:31.691 (2)	70.45	2.505	09:32:39.037	
5 -	1:39.058	50.128	2:29.186 (1)	71.64		09:35:08.223	

P11 100 R Paul MIDDLETON		Yamaha -					
IDEAL LAP TIME : 2:29.645		BEST LAP TIME : 2:29.645		DIFFERENCE : 0.000			
LAP	SECTOR 1	SECTOR 2	LAP TIME	MPH	DIFF	TIME OF DAY	
1 -		54.003	2:48.854	63.29	19.209	09:24:57.639	
2 -	1:46.175	53.492	2:39.667	66.93	10.022	09:27:37.306	
3 -	1:44.120	52.088	2:36.208 (3)	68.42	6.563	09:30:13.514	
4 -	1:40.294	51.070	2:31.364 (2)	70.61	1.719	09:32:44.878	
5 -	1:39.132	50.513	2:29.645 (1)	71.42		09:35:14.523	

P12 36 Paul DAVIES		Yamaha - kdstudios					
IDEAL LAP TIME : 2:29.144		BEST LAP TIME : 2:29.144		DIFFERENCE : 0.000			
LAP	SECTOR 1	SECTOR 2	LAP TIME	MPH	DIFF	TIME OF DAY	
1 -		53.990	2:49.544	63.04	20.400	09:24:58.329	
2 -	1:45.570	53.659	2:39.229	67.12	10.085	09:27:37.558	
3 -	1:43.902	52.887	2:36.789 (3)	68.16	7.645	09:30:14.347	
4 -	1:40.541	50.793	2:31.334 (2)	70.62	2.190	09:32:45.681	
5 -	1:38.833	50.311	2:29.144 (1)	71.66		09:35:14.825	

P13 13 Ben MILES		Yamaha - Gibson Exhaust					
IDEAL LAP TIME : 2:35.030		BEST LAP TIME : 2:36.399		DIFFERENCE : 1.369			
LAP	SECTOR 1	SECTOR 2	LAP TIME	MPH	DIFF	TIME OF DAY	
1 -		54.198	2:48.057	63.59	11.658	09:24:56.842	
2 -	1:46.656	53.692	2:40.348	66.65	3.949	09:27:37.190	
3 -	1:43.866	52.784	2:36.650 (2)	68.22	0.251	09:30:13.840	
4 -	1:44.941	53.808	2:38.749 (3)	67.32	2.350	09:32:52.589	

Weather / Track : Cloudy / Wet

Snetterton 300
Circuit Length = 2.9689 miles
Start: 09:22 Flag 09:34 End: 09:37

BMCRC - MRO Championships 2015 - Rnd 2 @ Snetterton 300

Yamaha Past Masters & Kawasaki Junior Cup

RACE 20 - SECTOR ANALYSIS

SECTOR 1 = FL to I1, SECTOR 2 = I1 to I2, SECTOR 3 = I2 to FL, DIFF = Difference To Personal Best Lap

5 - **1:42.246** 54.153 **2:36.399 (1) 68.33** **09:35:28.988**

P14 74 C Paul WHITBY		Yamaha - Prestige Decor Ltd				
IDEAL LAP TIME : 2:35.163		BEST LAP TIME : 2:35.163		DIFFERENCE : 0.000		
LAP	SECTOR 1	SECTOR 2	LAP TIME	MPH	DIFF	TIME OF DAY
1 -		54.490	2:52.371	62.00	17.208	09:25:01.156
2 -	1:47.593	53.578	2:41.171	66.31	6.008	09:27:42.327
3 -	1:44.082	52.855	2:36.937 (3)	68.10	1.774	09:30:19.264
4 -	1:43.481	52.780	2:36.261 (2)	68.39	1.098	09:32:55.525
5 -	1:43.311	51.852	2:35.163 (1)	68.88		09:35:30.688

P15 46 J Harry ROWLINGS		Kawasaki -				
IDEAL LAP TIME : 2:28.167		BEST LAP TIME : 2:28.167		DIFFERENCE : 0.000		
LAP	SECTOR 1	SECTOR 2	LAP TIME	MPH	DIFF	TIME OF DAY
1 -		52.514	3:21.659	53.00	53.492	09:25:30.444
2 -	1:42.976	51.851	2:34.827	69.03	6.660	09:28:05.271
3 -	1:40.154	49.749	2:29.903 (3)	71.29	1.736	09:30:35.174
4 -	1:38.854	49.661	2:28.515 (2)	71.96	0.348	09:33:03.689
5 -	1:38.724	49.443	2:28.167 (1)	72.13		09:35:31.856

P16 19 J James ALDERSON		Kawasaki -				
IDEAL LAP TIME : 2:28.593		BEST LAP TIME : 2:28.593		DIFFERENCE : 0.000		
LAP	SECTOR 1	SECTOR 2	LAP TIME	MPH	DIFF	TIME OF DAY
1 -		52.484	3:22.003	52.91	53.410	09:25:30.788
2 -	1:42.456	51.943	2:34.399	69.22	5.806	09:28:05.187
3 -	1:41.129	49.508	2:30.637 (2)	70.95	2.044	09:30:35.824
4 -	1:39.184	49.409	2:28.593 (1)	71.92		09:33:04.417
5 -	1:40.872	49.944	2:30.816 (3)	70.86	2.223	09:35:35.233

P17 45 Peter MOORE		Yamaha - Curphs Cuttings				
IDEAL LAP TIME : 2:39.669		BEST LAP TIME : 2:40.548		DIFFERENCE : 0.879		
LAP	SECTOR 1	SECTOR 2	LAP TIME	MPH	DIFF	TIME OF DAY
1 -		54.968	2:47.680	63.74	7.132	09:24:56.465
2 -	1:47.812	54.068	2:41.880 (3)	66.02	1.332	09:27:38.345
3 -	1:47.921	52.813	2:40.734 (2)	66.49	0.186	09:30:19.079
4 -	1:46.856	53.692	2:40.548 (1)	66.57		09:32:59.627
5 -	1:49.865	54.491	2:44.356	65.03	3.808	09:35:43.983

P18 117 Paul HENSON		Yamaha -				
IDEAL LAP TIME : 2:41.216		BEST LAP TIME : 2:41.216		DIFFERENCE : 0.000		
LAP	SECTOR 1	SECTOR 2	LAP TIME	MPH	DIFF	TIME OF DAY
1 -		55.520	2:55.189	61.00	13.973	09:25:03.974
2 -	1:49.942	54.734	2:44.676	64.90	3.460	09:27:48.650
3 -	1:47.713	55.037	2:42.750 (2)	65.67	1.534	09:30:31.400
4 -	1:48.892	55.405	2:44.297 (3)	65.05	3.081	09:33:15.697
5 -	1:46.902	54.314	2:41.216 (1)	66.29		09:35:56.913

P19 59 Neil HESMAN		Yamaha - Farkham Hall				
IDEAL LAP TIME : 2:47.511		BEST LAP TIME : 2:47.617		DIFFERENCE : 0.106		
LAP	SECTOR 1	SECTOR 2	LAP TIME	MPH	DIFF	TIME OF DAY
1 -		56.548	2:57.660	60.16	10.043	09:25:06.445
2 -	1:53.816	58.310	2:52.126 (3)	62.09	4.509	09:27:58.571
3 -	1:54.593	57.936	2:52.529	61.94	4.912	09:30:51.100
4 -	1:54.112	57.493	2:51.605 (2)	62.28	3.988	09:33:42.705
5 -	1:50.963	56.654	2:47.617 (1)	63.76		09:36:30.322

Weather / Track : Cloudy / Wet

Snetterton 300
Circuit Length = 2.9689 miles
Start: 09:22 Flag 09:34 End: 09:37

BMCRC - MRO Championships 2015 - Rnd 2 @ Snetterton 300

Yamaha Past Masters & Kawasaki Junior Cup

RACE 20 - SECTOR ANALYSIS

SECTOR 1 = FL to I1, SECTOR 2 = I1 to I2, SECTOR 3 = I2 to FL, DIFF = Difference To Personal Best Lap

P20 18 J Alex MURLEY		Kawasaki - Redfern Stevens/Fast Response Metal Engineering				
IDEAL LAP TIME : 2:41.113		BEST LAP TIME : 2:41.113		DIFFERENCE : 0.000		
LAP	SECTOR 1	SECTOR 2	LAP TIME	MPH	DIFF	TIME OF DAY
1 -		54.341	3:26.993	51.63	45.880	09:25:35.778
2 -	1:46.935	54.178	2:41.113 (1)	66.33		09:28:16.891
3 -	1:48.947	54.890	2:43.837 (3)	65.23	2.724	09:31:00.728
4 -	1:47.261	55.360	2:42.621 (2)	65.72	1.508	09:33:43.349
5 -	1:54.553	59.861	2:54.414	61.27	13.301	09:36:37.763

P21 20 J Kai DICKINSON		Kawasaki - Super Granny				
IDEAL LAP TIME : 2:43.248		BEST LAP TIME : 2:44.523		DIFFERENCE : 1.275		
LAP	SECTOR 1	SECTOR 2	LAP TIME	MPH	DIFF	TIME OF DAY
1 -		58.376	3:36.135	49.45	51.612	09:25:44.920
2 -	1:49.931	56.028	2:45.959 (2)	64.40	1.436	09:28:30.879
3 -	1:50.797	55.826	2:46.623 (3)	64.14	2.100	09:31:17.502
4 -	1:48.987	59.147	2:48.134	63.56	3.611	09:34:05.636
5 -	1:50.262	54.261	2:44.523 (1)	64.96		09:36:50.159

P22 106 J Patrick BYRNE		Kawasaki -				
IDEAL LAP TIME : 2:41.537		BEST LAP TIME : 2:41.537		DIFFERENCE : 0.000		
LAP	SECTOR 1	SECTOR 2	LAP TIME	MPH	DIFF	TIME OF DAY
1 -		59.724	3:36.820	49.29	55.283	09:25:45.605
2 -	1:52.020	58.244	2:50.264	62.77	8.727	09:28:35.869
3 -	1:50.221	57.015	2:47.236 (3)	63.91	5.699	09:31:23.105
4 -	1:49.709	56.083	2:45.792 (2)	64.46	4.255	09:34:08.897
5 -	1:46.655	54.882	2:41.537 (1)	66.16		09:36:50.434

P23 3 J Joey LAMBDEN		Kawasaki -				
IDEAL LAP TIME : 2:40.708		BEST LAP TIME : 2:40.708		DIFFERENCE : 0.000		
LAP	SECTOR 1	SECTOR 2	LAP TIME	MPH	DIFF	TIME OF DAY
1 -		58.787	3:39.833	48.61	59.125	09:25:48.618
2 -	1:53.804	57.047	2:50.851	62.55	10.143	09:28:39.469
3 -	1:50.603	57.223	2:47.826 (3)	63.68	7.118	09:31:27.295
4 -	1:47.601	55.019	2:42.620 (2)	65.72	1.912	09:34:09.915
5 -	1:46.088	54.620	2:40.708 (1)	66.50		09:36:50.623

P24 42 C Martin PEARSON		Yamaha - ASL Powerstream				
IDEAL LAP TIME : 2:52.372		BEST LAP TIME : 2:52.774		DIFFERENCE : 0.402		
LAP	SECTOR 1	SECTOR 2	LAP TIME	MPH	DIFF	TIME OF DAY
1 -		59.444	3:06.401	57.33	13.627	09:25:15.186
2 -	1:56.616	59.801	2:56.417	60.58	3.643	09:28:11.603
3 -	1:55.134	58.480	2:53.614 (3)	61.56	0.840	09:31:05.217
4 -	1:54.675	58.253	2:52.928 (2)	61.80	0.154	09:33:58.145
5 -	1:54.119	58.655	2:52.774 (1)	61.86		09:36:50.919

P25 63 R Stephen JOHNSON		Yamaha -				
IDEAL LAP TIME : 2:54.155		BEST LAP TIME : 2:54.155		DIFFERENCE : 0.000		
LAP	SECTOR 1	SECTOR 2	LAP TIME	MPH	DIFF	TIME OF DAY
1 -		59.949	3:05.201	57.71	11.046	09:25:13.986
2 -	1:58.858	59.935	2:58.793	59.77	4.638	09:28:12.779
3 -	1:54.372	59.783	2:54.155 (1)	61.37		09:31:06.934
4 -	1:55.815	1:02.137	2:57.952 (3)	60.06	3.797	09:34:04.886
5 -	1:57.593	1:00.141	2:57.734 (2)	60.13	3.579	09:37:02.620

P26 113 J Dean BRADLEY		Kawasaki -				
IDEAL LAP TIME : 2:47.381		BEST LAP TIME : 2:47.381		DIFFERENCE : 0.000		
LAP	SECTOR 1	SECTOR 2	LAP TIME	MPH	DIFF	TIME OF DAY

Weather / Track : Cloudy / Wet

Snetterton 300
Circuit Length = 2.9689 miles
Start: 09:22 Flag 09:34 End: 09:37

BMCRC - MRO Championships 2015 - Rnd 2 @ Snetterton 300

Yamaha Past Masters & Kawasaki Junior Cup

RACE 20 - SECTOR ANALYSIS

SECTOR 1 = FL to I1, SECTOR 2 = I1 to I2, SECTOR 3 = I2 to FL, DIFF = Difference To Personal Best Lap

1 -		56.897	3:39.960	48.59	52.579	09:25:48.745
2 -	1:53.478	56.368	2:49.846	62.92	2.465	09:28:38.591
3 -	1:51.804	56.327	2:48.131 (2)	63.56	0.750	09:31:26.722
4 -	1:51.347	56.034	2:47.381 (1)	63.85		09:34:14.103
5 -	1:52.244	56.708	2:48.952 (3)	63.26	1.571	09:37:03.055

LAP	SECTOR 1	SECTOR 2	LAP TIME	MPH	DIFF	TIME OF DAY
-----	----------	----------	----------	-----	------	-------------

P27 26 J Luke HOPKINS

Kawasaki - DAD

IDEAL LAP TIME : 2:48.255

BEST LAP TIME : 2:48.340

DIFFERENCE : 0.085

1 -		57.700	3:38.420	48.93	50.080	09:25:47.205
2 -	1:52.197	58.851	2:51.048	62.48	2.708	09:28:38.253
3 -	1:51.781	56.559	2:48.340 (1)	63.49		09:31:26.593
4 -	1:52.076	56.474	2:48.550 (2)	63.41	0.210	09:34:15.143
5 -	1:51.973	56.784	2:48.757 (3)	63.33	0.417	09:37:03.900

LAP	SECTOR 1	SECTOR 2	LAP TIME	MPH	DIFF	TIME OF DAY
-----	----------	----------	----------	-----	------	-------------

P28 39 J Luke O'HIGGINS

Kawasaki -

IDEAL LAP TIME : 2:31.374

BEST LAP TIME : 2:31.374

DIFFERENCE : 0.000

1 -		52.445	3:21.743 (3)	52.97	50.369	09:25:30.528
2 -	1:42.749	52.174	2:34.923 (2)	68.98	3.549	09:28:05.451
3 -	1:40.988	50.386	2:31.374 (1)	70.60		09:30:36.825

LAP	SECTOR 1	SECTOR 2	LAP TIME	MPH	DIFF	TIME OF DAY
-----	----------	----------	----------	-----	------	-------------

P29 29 R Giles HARWOOD

Yamaha -

IDEAL LAP TIME :

BEST LAP TIME : 2:45.799

DIFFERENCE :

1 -		52.833	2:45.799 (1)	64.46		09:24:54.584
-----	--	---------------	---------------------	--------------	--	---------------------

LAP	SECTOR 1	SECTOR 2	LAP TIME	MPH	DIFF	TIME OF DAY
-----	----------	----------	----------	-----	------	-------------

P30 2 R Lee HUFF

Yamaha -

IDEAL LAP TIME :

BEST LAP TIME : 2:47.732

DIFFERENCE :

1 -		53.147	2:47.732 (1)	63.72		09:24:56.517
-----	--	---------------	---------------------	--------------	--	---------------------

BMCRC - MRO Championships 2015 - Rnd 2 @ Snetterton 300

Yamaha Past Masters & Kawasaki Junior Cup

RACE 20 - BEST SECTORS

SECTOR 1			SECTOR 2			IDEAL / BEST COMPARISON						
POS	NO	NAME	TIME	NO	NAME	TIME	POS	NO	NAME	IDEAL	BEST	DIFF
									PERFECT LAP	2:24.526		
1	169	MACQUEEN	1:36.239	101	DAVIES	48.287	1	101	DAVIES	2:24.603	2:24.603	0.000
2	101	DAVIES	1:36.316	68	MARSHALL	48.606	2	169	MACQUEEN	2:25.123	2:25.332	0.209
3	14	EDMONDSON	1:37.309	6	BARBER	48.702	3	6	BARBER	2:26.416	2:26.493	0.077
4	6	BARBER	1:37.714	169	MACQUEEN	48.884	4	14	EDMONDSON	2:27.075	2:27.539	0.464
5	33	GYTE	1:38.503	33	GYTE	49.218	5	68	MARSHALL	2:27.516	2:27.516	0.000
6	46	ROWLINGS	1:38.724	19	ALDERSON	49.409	6	33	GYTE	2:27.721	2:27.721	0.000
7	36	DAVIES	1:38.833	46	ROWLINGS	49.443	7	46	ROWLINGS	2:28.167	2:28.167	0.000
8	68	MARSHALL	1:38.910	14	EDMONDSON	49.766	8	19	ALDERSON	2:28.593	2:28.593	0.000
9	88	STANLEY	1:39.058	88	STANLEY	50.128	9	36	DAVIES	2:29.144	2:29.144	0.000
10	75	HIGERTY	1:39.112	36	DAVIES	50.311	10	88	STANLEY	2:29.186	2:29.186	0.000
11	100	MIDDLETON	1:39.132	39	O'HIGGINS	50.386	11	100	MIDDLETON	2:29.645	2:29.645	0.000
12	19	ALDERSON	1:39.184	100	MIDDLETON	50.513	12	75	HIGERTY	2:30.086	2:30.086	0.000
13	41	BOWLING	1:40.641	81	GRANT	50.611	13	41	BOWLING	2:31.360	2:31.360	0.000
14	81	GRANT	1:40.776	41	BOWLING	50.719	14	39	O'HIGGINS	2:31.374	2:31.374	0.000
15	39	O'HIGGINS	1:40.988	75	HIGERTY	50.974	15	81	GRANT	2:31.387	2:31.447	0.060
16	13	MILES	1:42.246	74	WHITBY	51.852	16	13	MILES	2:35.030	2:36.399	1.369
17	74	WHITBY	1:43.311	13	MILES	52.784	17	74	WHITBY	2:35.163	2:35.163	0.000
18	3	LAMB DEN	1:46.088	45	MOORE	52.813	18	45	MOORE	2:39.669	2:40.548	0.879
19	106	BYRNE	1:46.655	29	HARWOOD	52.833	19	3	LAMB DEN	2:40.708	2:40.708	0.000
20	45	MOORE	1:46.856	2	HUFF	53.147	20	18	MURLEY	2:41.113	2:41.113	0.000
21	117	HENSON	1:46.902	18	MURLEY	54.178	21	117	HENSON	2:41.216	2:41.216	0.000
22	18	MURLEY	1:46.935	20	DICKINSON	54.261	22	106	BYRNE	2:41.537	2:41.537	0.000
23	20	DICKINSON	1:48.987	117	HENSON	54.314	23	20	DICKINSON	2:43.248	2:44.523	1.275
24	59	HESMAN	1:50.963	3	LAMB DEN	54.620	24	113	BRADLEY	2:47.381	2:47.381	0.000
25	113	BRADLEY	1:51.347	106	BYRNE	54.882	25	59	HESMAN	2:47.511	2:47.617	0.106
26	26	HOPKINS	1:51.781	113	BRADLEY	56.034	26	26	HOPKINS	2:48.255	2:48.340	0.085
27	42	PEARSON	1:54.119	26	HOPKINS	56.474	27	42	PEARSON	2:52.372	2:52.774	0.402
28	63	JOHNSON	1:54.372	59	HESMAN	56.548	28	63	JOHNSON	2:54.155	2:54.155	0.000
29				42	PEARSON	58.253	29	29	HARWOOD		2:45.799	
30				63	JOHNSON	59.783	30	2	HUFF		2:47.732	
31												

Weather / Track : Cloudy / Wet

Results can be found at www.tsl-timing.com

Snetterton 300

Circuit Length = 2.9689 miles

Start: 09:22 Flag 09:34 End: 09:37

Printed - 10:13 Sunday, 26 April 2015

BMCRC - MRO Championships 2015 - Rnd 2 @ Snetterton 300

Yamaha Past Masters & Kawasaki Junior Cup

RACE 9 - GRID (5 Laps)

ROW 14			40	69	Connor HALL							
ROW 13	39	39	Luke O'HIGGINS	38	26	Luke HOPKINS	37	113	Dean BRADLEY			
ROW 12	36	3	Joey LAMBDEN	35	106	Patrick BYRNE	34	20	Kai DICKINSON			
ROW 11	33	18	Alex MURLEY	32	19	James ALDERSON	31	46	Harry ROWLINGS			
ROW 10												
ROW 9							25	22	Keith COTGROVE			
ROW 8	24	55	Paul TOLAND	23	50	Graham HIGLETT	22	90	Mark ELLERAY			
ROW 7				21	2	Lee HUFF	20	29	Giles HARWOOD	19	63	Stephen JOHNSON
ROW 6	18	42	Martin PEARSON	17	59	Neil HESMAN	16	117	Paul HENSON			
ROW 5				15	45	Peter MOORE	14	74	Paul WHITBY	13	13	Ben MILES
ROW 4	12	36	Paul DAVIES	11	100	Paul MIDDLETON	10	88	Michael STANLEY			
ROW 3				9	33	Sacha GYTE	8	68	Kevin MARSHALL	7	41	Paul BOWLING
ROW 2	6	75	Steve HIGERTY	5	81	Scott GRANT	4	14	Doug EDMONDSON			
ROW 1				3	101	Andrew DAVIES	2	6	Matt BARBER	1	169	Neil MACQUEEN
												Pole

Snetterton 300
Circuit Length = 2.9689 miles

These results are provisional until the conclusion of any judicial and technical matters.

Clerk Of Course :		Timekeeper :	
-------------------	--	--------------	--

Results can be found at www.tsl-timing.com

Printed - 10:18 Sunday, 26 April 2015



BMCRC - MRO Championships 2015 - Rnd 2 @ Snetterton 300

Yamaha Past Masters

RACE 9 - CLASSIFICATION

POS	NO	CL	PIC NAME	ENTRY	LAPS	TIME	GAP	DIFF	MPH	BEST	ON
1	169		1 Neil MACQUEEN	Yamaha -	5	11:17.107			78.92	2:13.672	3
2	6		2 Matt BARBER	Yamaha -	5	11:19.676	2.569	2.569	78.62	2:14.222	3
3	14		3 Doug EDMONDSON	Yamaha - Wave Raving Developments	5	11:41.823	24.716	22.147	76.14	2:17.631	5
4	45		4 Peter MOORE	Yamaha - Curphs Cuttings	5	11:42.519	25.412	0.696	76.06	2:16.248	5
5	101		5 Andrew DAVIES	Yamaha - Gibson Exhaust	5	11:43.932	26.825	1.413	75.91	2:18.918	5
6	81	R	1 Scott GRANT	Yamaha -	5	12:00.964	43.857	17.032	74.12	2:21.774	3
7	33	C	1 Sacha GYTE	Yamaha -	5	12:12.566	55.459	11.602	72.94	2:24.854	4
8	75	C	2 Steve HIGERTY	Yamaha - Wave Raving Developments	5	12:16.368	59.261	3.802	72.57	2:23.461	5
9	29	R	2 Giles HARWOOD	Yamaha -	5	12:19.387	1:02.280	3.019	72.27	2:24.406	3
10	13		6 Ben MILES	Yamaha - Gibson Exhaust	5	12:19.675	1:02.568	0.288	72.24	2:21.909	3
11	36		7 Paul DAVIES	Yamaha - kdstudios	5	12:19.861	1:02.754	0.186	72.23	2:24.514	3
12	88	C	3 Michael STANLEY	Yamaha -	5	12:34.469	1:17.362	14.608	70.83	2:27.355	3
13	117		8 Paul HENSON	Yamaha -	5	12:36.585	1:19.478	2.116	70.63	2:28.774	3
14	2	R	3 Lee HUFF	Yamaha -	5	12:39.895	1:22.788	3.310	70.32	2:27.545	5
15	42	C	4 Martin PEARSON	Yamaha - ASL Powerstream	5	13:23.963	2:06.856	44.068	66.47	2:37.671	4
16	59		9 Neil HESMAN	Yamaha - Farkham Hall	5	13:25.405	2:08.298	1.442	66.35	2:37.891	4
17	22	R	4 Keith COTGROVE	Yamaha -	5	14:05.424	2:48.317	40.019	63.21	2:45.331	3
18	63	R	5 Stephen JOHNSON	Yamaha -	4	11:34.396	1 Lap	1 Lap	61.56	2:49.472	3

NOT CLASSIFIED

DNF	90	C	Mark ELLERAY	Yamaha - Abbot Solutions Ltd	2	5:35.731	3 Laps	2 Laps	63.67	2:46.960	2
DNF	74	C	Paul WHITBY	Yamaha - Prestige Decor Ltd	1	2:31.710	4 Laps	1 Lap	70.45	2:31.710	1
DNF	50		Graham HIGLETT	Yamaha - Face to Face Finance	1	2:32.205	4 Laps	0.495	70.22	2:32.205	1
DNF	68	C	Kevin MARSHALL	Yamaha -	1	2:32.962	4 Laps	0.757	69.87	2:32.962	1
DNF	41	C	Paul BOWLING	Yamaha - Ice Watch Ltd	1	2:33.446	4 Laps	0.484	69.65	2:33.446	1
DNF	100	R	Paul MIDDLETON	Yamaha -	1	2:38.095	4 Laps	4.649	67.60	2:38.095	1
DNF	55		Paul TOLAND	Yamaha -	0						

FASTEST LAP

169			Neil MACQUEEN	Yamaha -	3	2:13.672			79.95 mph	128.67 kph
81	R		Scott GRANT	Yamaha -	3	2:21.774			75.38 mph	121.32 kph
75	C		Steve HIGERTY	Yamaha - Wave Raving Developments	5	2:23.461			74.50 mph	119.89 kph

Class - 90% of Race Speed = 71.02 mph
 Class R - 90% of Race Speed = 66.70 mph
 Class C - 90% of Race Speed = 65.64 mph

Snetterton 300
 Circuit Length = 2.9689 miles
 Start: 13:35 Flag 13:47 End: 13:50

Weather / Track : Cloudy / Dry

These results are provisional until the conclusion of any judicial and technical matters.

Clerk Of Course :	Timekeeper :
-------------------	--------------

Results can be found at www.tsl-timing.com

Printed - 13:50 Sunday, 26 April 2015



Kawasaki Junior Cup

RACE 9 - CLASSIFICATION

POS	NO	CL	PIC NAME	ENTRY	LAPS	TIME	GAP	DIFF	MPH	BEST	ON
1	18	J	1 Alex MURLEY	Kawasaki - Redfern Stevens/Fast Response Metal E	5	12:38.628			70.44	2:22.023	5
2	46	J	2 Harry ROWLINGS	Kawasaki -	5	12:39.526	0.898	0.898	70.36	2:21.131	4
3	19	J	3 James ALDERSON	Kawasaki -	5	12:51.457	12.829	11.931	69.27	2:24.454	3
4	39	J	4 Luke O'HIGGINS	Kawasaki -	5	13:28.186	49.558	36.729	66.12	2:30.362	2
5	106	J	5 Patrick BYRNE	Kawasaki -	4	11:18.049	1 Lap	1 Lap	63.05	2:37.175	4
6	3	J	6 Joey LAMBDEN	Kawasaki -	4	11:28.623	1 Lap	10.574	62.08	2:38.291	3
7	69	J	7 Connor HALL	Kawasaki -	4	12:56.689	1 Lap	1:28.066	55.04	3:02.724	2
NOT CLASSIFIED											
DNF	26	J	Luke HOPKINS	Kawasaki - DAD	2	6:23.515	3 Laps	2 Laps	55.73	2:46.920	2
DNF	113	J	Dean BRADLEY	Kawasaki -	2	6:23.910	3 Laps	0.395	55.68	2:47.900	2
DNF	20	J	Kai DICKINSON	Kawasaki - Super Granny	0						
FASTEST LAP											
	46	J	Harry ROWLINGS	Kawasaki -	4	2:21.131			75.73 mph	121.87 kph	

Class J - 90% of Race Speed = 63.39 mph

Snetterton 300
 Circuit Length = 2.9689 miles
 Start: 13:35 Flag 13:47 End: 13:50

Weather / Track : Cloudy / Dry
 These results are provisional until the conclusion of any judicial and technical matters.

Clerk Of Course :		Timekeeper :
-------------------	--	--------------

Results can be found at www.tsl-timing.com

Printed - 13:51 Sunday, 26 April 2015



BMCRC - MRO Championships 2015 - Rnd 2 @ Snetterton 300

Yamaha Past Masters & Kawasaki Junior Cup

RACE 9 - LAP CHART

LAP 1 @ 13:38:08.932			LAP 2 @ 13:40:23.207			LAP 3 @ 13:42:36.879			LAP 4 @ 13:44:50.971			LAP 5 @ 13:47:06.775		
NO	BEHIND	LAP TIME	NO	BEHIND	LAP TIME	NO	BEHIND	LAP TIME	NO	BEHIND	LAP TIME	NO	BEHIND	LAP TIME
169		2:19.264	169		2:14.275	169		2:13.672	169		2:14.092	169		2:15.804
6	0.953	2:20.217	6	1.366	2:14.688	69	1 Lap	3:02.724	6	2.822	2:14.998	106	1 Lap	2:37.175
14	5.955	2:25.219	14	11.298	2:19.618	6	1.916	2:14.222	14	22.889	2:18.909	6	2.569	2:15.551
101	6.340	2:25.604	101	12.588	2:20.523	14	18.072	2:20.446	101	23.711	2:19.671	3	1 Lap	2:41.167
81	7.658	2:26.922	45	15.291	2:21.137	101	18.132	2:19.216	45	24.968	2:19.007	63	1 Lap	2:52.656
13	8.305	2:27.569	13	15.953	2:21.923	45	20.053	2:18.434	81	34.578	2:23.828	14	24.716	2:17.631
45	8.429	2:27.693	81	16.740	2:23.357	13	24.190	2:21.909	13	34.606	2:24.508	45	25.412	2:16.248
33	12.330	2:31.594	33	23.784	2:25.729	81	24.842	2:21.774	33	45.939	2:24.854	101	26.825	2:18.918
74	12.446	2:31.710	75	29.294	2:30.004	33	35.177	2:25.065	29	50.892	2:24.726	81	43.857	2:25.083
50	12.941	2:32.205	29	29.524	2:28.019	29	40.258	2:24.406	36	51.551	2:24.885	33	55.459	2:25.324
75	13.565	2:32.829	36	29.916	2:29.266	36	40.758	2:24.514	75	51.604	2:24.903	75	59.261	2:23.461
68	13.698	2:32.962	88	30.594	2:27.643	75	40.793	2:25.171	69	1 Lap	3:05.928	29	1:02.280	2:27.192
41	14.182	2:33.446	117	34.248	2:29.676	88	44.277	2:27.355	88	58.693	2:28.508	13	1:02.568	2:43.766
36	14.925	2:34.189	2	40.388	2:30.117	117	49.350	2:28.774	117	1:04.982	2:29.724	36	1:02.754	2:27.007
29	15.780	2:35.044	42	52.775	2:39.391	2	54.978	2:28.262	2	1:11.047	2:30.161	88	1:17.362	2:34.473
88	17.226	2:36.490	59	53.458	2:39.530	46	1:06.539	2:22.274	46	1:13.578	2:21.131	117	1:19.478	2:30.300
100	18.831	2:38.095	46	57.937	2:24.980	18	1:06.939	2:22.582	18	1:15.302	2:22.455	18	1:21.521	2:22.023
117	18.847	2:38.111	18	58.029	2:23.395	19	1:12.717	2:24.454	19	1:23.805	2:25.180	46	1:22.419	2:24.645
2	24.546	2:43.810	19	1:01.935	2:25.500	42	1:18.871	2:39.768	42	1:42.450	2:37.671	2	1:22.788	2:27.545
42	27.659	2:46.923	90	1:02.192	2:46.960	59	1:19.165	2:39.379	59	1:42.964	2:37.891	19	1:34.350	2:26.349
59	28.203	2:47.467	22	1:06.151	2:49.097	39	1:30.776	2:31.895	39	1:48.875	2:32.191	69	1 Lap	3:02.957
90	29.507	2:48.771	39	1:12.553	2:30.362	22	1:37.810	2:45.331	22	2:10.213	2:46.495	42	2:06.856	2:40.210
22	31.329	2:50.593	63	1:18.729	2:54.163	106	1:53.663	2:39.381				59	2:08.298	2:41.138
63	38.841	2:58.105	106	1:27.954	2:39.078	63	1:54.529	2:49.472				39	2:11.079	2:38.008
46	47.232	3:06.496	3	1:35.626	2:40.931	3	2:00.245	2:38.291				22	2:48.317	2:53.908
18	48.909	3:08.173	26	1:49.976	2:46.920									
19	50.710	3:09.974	113	1:50.371	2:47.900									
39	56.466	3:15.730												
106	1:03.151	3:22.415												
3	1:08.970	3:28.234												
113	1:16.746	3:36.010												
26	1:17.331	3:36.595												
69	1:25.816	3:45.080												

Weather / Track : Cloudy / Dry

Snetterton 300

Circuit Length = 2.9689 miles

Start: 13:35 Flag 13:47 End: 13:50

Results can be found at www.tsl-timing.com

Printed - 13:53 Sunday, 26 April 2015

BMCRC - MRO Championships 2015 - Rnd 2 @ Snetterton 300

Yamaha Past Masters & Kawasaki Junior Cup

RACE 9 - SECTOR ANALYSIS

SECTOR 1 = FL to I1, SECTOR 2 = I1 to I2, SECTOR 3 = I2 to FL, DIFF = Difference To Personal Best Lap

P1 169		Neil MACQUEEN		Yamaha -		
IDEAL LAP TIME : 2:13.475		BEST LAP TIME : 2:13.672		DIFFERENCE : 0.197		
LAP	SECTOR 1	SECTOR 2	LAP TIME	MPH	DIFF	TIME OF DAY
1 -		44.366	2:19.264	76.74	5.592	13:38:08.932
2 -	1:29.782	44.493	2:14.275 (3)	79.59	0.603	13:40:23.207
3 -	1:29.530	44.142	2:13.672 (1)	79.95		13:42:36.879
4 -	1:30.147	43.945	2:14.092 (2)	79.70	0.420	13:44:50.971
5 -	1:30.863	44.941	2:15.804	78.70	2.132	13:47:06.775

P2 6		Matt BARBER		Yamaha -		
IDEAL LAP TIME : 2:14.034		BEST LAP TIME : 2:14.222		DIFFERENCE : 0.188		
LAP	SECTOR 1	SECTOR 2	LAP TIME	MPH	DIFF	TIME OF DAY
1 -		44.182	2:20.217	76.22	5.995	13:38:09.885
2 -	1:30.041	44.647	2:14.688 (2)	79.35	0.466	13:40:24.573
3 -	1:29.852	44.370	2:14.222 (1)	79.62		13:42:38.795
4 -	1:30.375	44.623	2:14.998 (3)	79.17	0.776	13:44:53.793
5 -	1:30.572	44.979	2:15.551	78.84	1.329	13:47:09.344

P3 14		Doug EDMONDSON		Yamaha - Wave Raving Developments		
IDEAL LAP TIME : 2:17.631		BEST LAP TIME : 2:17.631		DIFFERENCE : 0.000		
LAP	SECTOR 1	SECTOR 2	LAP TIME	MPH	DIFF	TIME OF DAY
1 -		46.583	2:25.219	73.59	7.588	13:38:14.887
2 -	1:33.494	46.124	2:19.618 (3)	76.55	1.987	13:40:34.505
3 -	1:34.382	46.064	2:20.446	76.10	2.815	13:42:54.951
4 -	1:33.448	45.461	2:18.909 (2)	76.94	1.278	13:45:13.860
5 -	1:32.241	45.390	2:17.631 (1)	77.65		13:47:31.491

P4 45		Peter MOORE		Yamaha - Curphs Cuttings		
IDEAL LAP TIME : 2:16.248		BEST LAP TIME : 2:16.248		DIFFERENCE : 0.000		
LAP	SECTOR 1	SECTOR 2	LAP TIME	MPH	DIFF	TIME OF DAY
1 -		46.928	2:27.693	72.36	11.445	13:38:17.361
2 -	1:35.272	45.865	2:21.137	75.72	4.889	13:40:38.498
3 -	1:33.362	45.072	2:18.434 (2)	77.20	2.186	13:42:56.932
4 -	1:33.910	45.097	2:19.007 (3)	76.88	2.759	13:45:15.939
5 -	1:31.865	44.383	2:16.248 (1)	78.44		13:47:32.187

P5 101		Andrew DAVIES		Yamaha - Gibson Exhaust		
IDEAL LAP TIME : 2:18.918		BEST LAP TIME : 2:18.918		DIFFERENCE : 0.000		
LAP	SECTOR 1	SECTOR 2	LAP TIME	MPH	DIFF	TIME OF DAY
1 -		46.733	2:25.604	73.40	6.686	13:38:15.272
2 -	1:33.860	46.663	2:20.523	76.05	1.605	13:40:35.795
3 -	1:33.176	46.040	2:19.216 (2)	76.77	0.298	13:42:55.011
4 -	1:33.576	46.095	2:19.671 (3)	76.52	0.753	13:45:14.682
5 -	1:33.070	45.848	2:18.918 (1)	76.93		13:47:33.600

P6 81 R		Scott GRANT		Yamaha -		
IDEAL LAP TIME : 2:21.774		BEST LAP TIME : 2:21.774		DIFFERENCE : 0.000		
LAP	SECTOR 1	SECTOR 2	LAP TIME	MPH	DIFF	TIME OF DAY
1 -		47.232	2:26.922	72.74	5.148	13:38:16.590
2 -	1:36.179	47.178	2:23.357 (2)	74.55	1.583	13:40:39.947
3 -	1:35.117	46.657	2:21.774 (1)	75.38		13:43:01.721
4 -	1:36.802	47.026	2:23.828 (3)	74.31	2.054	13:45:25.549
5 -	1:36.270	48.813	2:25.083	73.66	3.309	13:47:50.632

P7 33 C		Sacha GYTE		Yamaha -		
IDEAL LAP TIME : 2:24.576		BEST LAP TIME : 2:24.854		DIFFERENCE : 0.278		
LAP	SECTOR 1	SECTOR 2	LAP TIME	MPH	DIFF	TIME OF DAY
1 -						
2 -						
3 -						
4 -						
5 -						

Weather / Track : Cloudy / Dry

Snetterton 300
Circuit Length = 2.9689 miles
Start: 13:35 Flag 13:47 End: 13:50

BMCRC - MRO Championships 2015 - Rnd 2 @ Snetterton 300

Yamaha Past Masters & Kawasaki Junior Cup

RACE 9 - SECTOR ANALYSIS

SECTOR 1 = FL to I1, SECTOR 2 = I1 to I2, SECTOR 3 = I2 to FL, DIFF = Difference To Personal Best Lap

1 -		47.896		2:31.594	70.50	6.740	13:38:21.262
2 -	1:37.425	48.304		2:25.729	73.34	0.875	13:40:46.991
3 -	1:36.830	48.235		2:25.065 (2)	73.67	0.211	13:43:12.056
4 -	1:36.680	48.174		2:24.854 (1)	73.78		13:45:36.910
5 -	1:37.237	48.087		2:25.324 (3)	73.54	0.470	13:48:02.234

P8 75 C Steve HIGERTY		Yamaha - Wave Raving Developments					
IDEAL LAP TIME : 2:23.461		BEST LAP TIME : 2:23.461		DIFFERENCE : 0.000			
LAP	SECTOR 1	SECTOR 2	LAP TIME	MPH	DIFF	TIME OF DAY	
1 -		48.431	2:32.829	69.93	9.368	13:38:22.497	
2 -	1:40.647	49.357	2:30.004	71.25	6.543	13:40:52.501	
3 -	1:35.969	49.202	2:25.171 (3)	73.62	1.710	13:43:17.672	
4 -	1:36.141	48.762	2:24.903 (2)	73.76	1.442	13:45:42.575	
5 -	1:35.610	47.851	2:23.461 (1)	74.50		13:48:06.036	

P9 29 R Giles HARWOOD		Yamaha -					
IDEAL LAP TIME : 2:24.347		BEST LAP TIME : 2:24.406		DIFFERENCE : 0.059			
LAP	SECTOR 1	SECTOR 2	LAP TIME	MPH	DIFF	TIME OF DAY	
1 -		48.530	2:35.044	68.93	10.638	13:38:24.712	
2 -	1:37.945	50.074	2:28.019	72.20	3.613	13:40:52.731	
3 -	1:36.038	48.368	2:24.406 (1)	74.01		13:43:17.137	
4 -	1:35.979	48.747	2:24.726 (2)	73.85	0.320	13:45:41.863	
5 -	1:37.793	49.399	2:27.192 (3)	72.61	2.786	13:48:09.055	

P10 13 Ben MILES		Yamaha - Gibson Exhaust					
IDEAL LAP TIME : 2:21.530		BEST LAP TIME : 2:21.909		DIFFERENCE : 0.379			
LAP	SECTOR 1	SECTOR 2	LAP TIME	MPH	DIFF	TIME OF DAY	
1 -		47.008	2:27.569	72.42	5.660	13:38:17.237	
2 -	1:35.271	46.652	2:21.923 (2)	75.30	0.014	13:40:39.160	
3 -	1:34.878	47.031	2:21.909 (1)	75.31		13:43:01.069	
4 -	1:37.290	47.218	2:24.508 (3)	73.96	2.599	13:45:25.577	
5 -	1:55.453	48.313	2:43.766	65.26	21.857	13:48:09.343	

P11 36 Paul DAVIES		Yamaha - kdstudios					
IDEAL LAP TIME : 2:24.280		BEST LAP TIME : 2:24.514		DIFFERENCE : 0.234			
LAP	SECTOR 1	SECTOR 2	LAP TIME	MPH	DIFF	TIME OF DAY	
1 -		48.929	2:34.189	69.31	9.675	13:38:23.857	
2 -	1:40.859	48.407	2:29.266	71.60	4.752	13:40:53.123	
3 -	1:35.873	48.641	2:24.514 (1)	73.95		13:43:17.637	
4 -	1:36.161	48.724	2:24.885 (2)	73.76	0.371	13:45:42.522	
5 -	1:37.967	49.040	2:27.007 (3)	72.70	2.493	13:48:09.529	

P12 88 C Michael STANLEY		Yamaha -					
IDEAL LAP TIME : 2:26.811		BEST LAP TIME : 2:27.355		DIFFERENCE : 0.544			
LAP	SECTOR 1	SECTOR 2	LAP TIME	MPH	DIFF	TIME OF DAY	
1 -		49.763	2:36.490	68.29	9.135	13:38:26.158	
2 -	1:38.855	48.788	2:27.643 (2)	72.39	0.288	13:40:53.801	
3 -	1:38.023	49.332	2:27.355 (1)	72.53		13:43:21.156	
4 -	1:38.157	50.351	2:28.508 (3)	71.96	1.153	13:45:49.664	
5 -	1:42.629	51.844	2:34.473	69.19	7.118	13:48:24.137	

P13 117 Paul HENSON		Yamaha -					
IDEAL LAP TIME : 2:28.058		BEST LAP TIME : 2:28.774		DIFFERENCE : 0.716			
LAP	SECTOR 1	SECTOR 2	LAP TIME	MPH	DIFF	TIME OF DAY	
1 -		49.217	2:38.111	67.59	9.337	13:38:27.779	
2 -	1:39.599	50.077	2:29.676 (2)	71.40	0.902	13:40:57.455	
3 -	1:38.841	49.933	2:28.774 (1)	71.84		13:43:26.229	
4 -	1:40.100	49.624	2:29.724 (3)	71.38	0.950	13:45:55.953	

Weather / Track : Cloudy / Dry

Snetterton 300
Circuit Length = 2.9689 miles
Start: 13:35 Flag 13:47 End: 13:50

BMCRC - MRO Championships 2015 - Rnd 2 @ Snetterton 300

Yamaha Past Masters & Kawasaki Junior Cup

RACE 9 - SECTOR ANALYSIS

SECTOR 1 = FL to I1, SECTOR 2 = I1 to I2, SECTOR 3 = I2 to FL, DIFF = Difference To Personal Best Lap

5 - 1:40.683 49.617 2:30.300 71.11 1.526 13:48:26.253

P14 18 J Alex MURLEY		Kawasaki - Redfern Stevens/Fast Response Metal Engineering				
IDEAL LAP TIME : 2:21.899		BEST LAP TIME : 2:22.023		DIFFERENCE : 0.124		
LAP	SECTOR 1	SECTOR 2	LAP TIME	MPH	DIFF	TIME OF DAY
1 -		47.317	3:08.173	56.79	46.150	13:38:57.841
2 -	1:35.595	47.800	2:23.395	74.53	1.372	13:41:21.236
3 -	1:35.361	47.221	2:22.582 (3)	74.96	0.559	13:43:43.818
4 -	1:35.102	47.353	2:22.455 (2)	75.02	0.432	13:46:06.273
5 -	1:35.226	46.797	2:22.023 (1)	75.25		13:48:28.296

P15 46 J Harry ROWLINGS		Kawasaki -				
IDEAL LAP TIME : 2:20.768		BEST LAP TIME : 2:21.131		DIFFERENCE : 0.363		
LAP	SECTOR 1	SECTOR 2	LAP TIME	MPH	DIFF	TIME OF DAY
1 -		46.519	3:06.496	57.30	45.365	13:38:56.164
2 -	1:37.039	47.941	2:24.980	73.72	3.849	13:41:21.144
3 -	1:35.335	46.939	2:22.274 (2)	75.12	1.143	13:43:43.418
4 -	1:34.249	46.882	2:21.131 (1)	75.73		13:46:04.549
5 -	1:37.237	47.408	2:24.645 (3)	73.89	3.514	13:48:29.194

P16 2 R Lee HUFF		Yamaha -				
IDEAL LAP TIME : 2:27.545		BEST LAP TIME : 2:27.545		DIFFERENCE : 0.000		
LAP	SECTOR 1	SECTOR 2	LAP TIME	MPH	DIFF	TIME OF DAY
1 -		50.118	2:43.810	65.24	16.265	13:38:33.478
2 -	1:40.128	49.989	2:30.117 (3)	71.19	2.572	13:41:03.595
3 -	1:38.640	49.622	2:28.262 (2)	72.08	0.717	13:43:31.857
4 -	1:40.253	49.908	2:30.161	71.17	2.616	13:46:02.018
5 -	1:37.937	49.608	2:27.545 (1)	72.43		13:48:29.563

P17 19 J James ALDERSON		Kawasaki -				
IDEAL LAP TIME : 2:24.454		BEST LAP TIME : 2:24.454		DIFFERENCE : 0.000		
LAP	SECTOR 1	SECTOR 2	LAP TIME	MPH	DIFF	TIME OF DAY
1 -		47.613	3:09.974	56.26	45.520	13:38:59.642
2 -	1:37.178	48.322	2:25.500 (3)	73.45	1.046	13:41:25.142
3 -	1:37.115	47.339	2:24.454 (1)	73.98		13:43:49.596
4 -	1:37.656	47.524	2:25.180 (2)	73.61	0.726	13:46:14.776
5 -	1:38.109	48.240	2:26.349	73.03	1.895	13:48:41.125

P18 42 C Martin PEARSON		Yamaha - ASL Powerstream				
IDEAL LAP TIME : 2:37.671		BEST LAP TIME : 2:37.671		DIFFERENCE : 0.000		
LAP	SECTOR 1	SECTOR 2	LAP TIME	MPH	DIFF	TIME OF DAY
1 -		53.394	2:46.923	64.02	9.252	13:38:36.591
2 -	1:46.613	52.778	2:39.391 (2)	67.05	1.720	13:41:15.982
3 -	1:46.628	53.140	2:39.768 (3)	66.89	2.097	13:43:55.750
4 -	1:45.039	52.632	2:37.671 (1)	67.78		13:46:33.421
5 -	1:46.797	53.413	2:40.210	66.71	2.539	13:49:13.631

P19 59 Neil HESMAN		Yamaha - Farkham Hall				
IDEAL LAP TIME : 2:37.891		BEST LAP TIME : 2:37.891		DIFFERENCE : 0.000		
LAP	SECTOR 1	SECTOR 2	LAP TIME	MPH	DIFF	TIME OF DAY
1 -		53.136	2:47.467	63.82	9.576	13:38:37.135
2 -	1:47.049	52.481	2:39.530 (3)	66.99	1.639	13:41:16.665
3 -	1:45.937	53.442	2:39.379 (2)	67.06	1.488	13:43:56.044
4 -	1:45.776	52.115	2:37.891 (1)	67.69		13:46:33.935
5 -	1:47.132	54.006	2:41.138	66.32	3.247	13:49:15.073

Weather / Track : Cloudy / Dry

Snetterton 300
Circuit Length = 2.9689 miles
Start: 13:35 Flag 13:47 End: 13:50

BMCRC - MRO Championships 2015 - Rnd 2 @ Snetterton 300

Yamaha Past Masters & Kawasaki Junior Cup

RACE 9 - SECTOR ANALYSIS

SECTOR 1 = FL to I1, SECTOR 2 = I1 to I2, SECTOR 3 = I2 to FL, DIFF = Difference To Personal Best Lap

P20 39 J Luke O'HIGGINS		Kawasaki -				
IDEAL LAP TIME : 2:29.570		BEST LAP TIME : 2:30.362				
		DIFFERENCE : 0.792				
LAP	SECTOR 1	SECTOR 2	LAP TIME	MPH	DIFF	TIME OF DAY
1 -		49.688	3:15.730	54.60	45.368	13:39:05.398
2 -	1:39.882	50.480	2:30.362 (1)	71.08		13:41:35.760
3 -	1:41.675	50.220	2:31.895 (2)	70.36	1.533	13:44:07.655
4 -	1:41.501	50.690	2:32.191 (3)	70.22	1.829	13:46:39.846
5 -	1:45.002	53.006	2:38.008	67.64	7.646	13:49:17.854

P21 22 R Keith COTGROVE		Yamaha -				
IDEAL LAP TIME : 2:43.794		BEST LAP TIME : 2:45.331				
		DIFFERENCE : 1.537				
LAP	SECTOR 1	SECTOR 2	LAP TIME	MPH	DIFF	TIME OF DAY
1 -		54.646	2:50.593	62.65	5.262	13:38:40.261
2 -	1:52.973	56.124	2:49.097 (3)	63.20	3.766	13:41:29.358
3 -	1:49.148	56.183	2:45.331 (1)	64.64		13:44:14.689
4 -	1:50.365	56.130	2:46.495 (2)	64.19	1.164	13:47:01.184
5 -	1:57.708	56.200	2:53.908	61.45	8.577	13:49:55.092

P22 106 J Patrick BYRNE		Kawasaki -				
IDEAL LAP TIME : 2:37.175		BEST LAP TIME : 2:37.175				
		DIFFERENCE : 0.000				
LAP	SECTOR 1	SECTOR 2	LAP TIME	MPH	DIFF	TIME OF DAY
1 -		53.749	3:22.415	52.80	45.240	13:39:12.083
2 -	1:45.881	53.197	2:39.078 (2)	67.18	1.903	13:41:51.161
3 -	1:45.788	53.593	2:39.381 (3)	67.05	2.206	13:44:30.542
4 -	1:44.938	52.237	2:37.175 (1)	68.00		13:47:07.177

P23 3 J Joey LAMBDEN		Kawasaki -				
IDEAL LAP TIME : 2:38.291		BEST LAP TIME : 2:38.291				
		DIFFERENCE : 0.000				
LAP	SECTOR 1	SECTOR 2	LAP TIME	MPH	DIFF	TIME OF DAY
1 -		54.207	3:28.234	51.32	49.943	13:39:17.902
2 -	1:47.378	53.553	2:40.931 (2)	66.41	2.640	13:41:58.833
3 -	1:45.723	52.568	2:38.291 (1)	67.52		13:44:37.124
4 -	1:47.204	53.963	2:41.167 (3)	66.31	2.876	13:47:18.291

P24 63 R Stephen JOHNSON		Yamaha -				
IDEAL LAP TIME : 2:49.283		BEST LAP TIME : 2:49.472				
		DIFFERENCE : 0.189				
LAP	SECTOR 1	SECTOR 2	LAP TIME	MPH	DIFF	TIME OF DAY
1 -		58.111	2:58.105	60.00	8.633	13:38:47.773
2 -	1:53.992	1:00.171	2:54.163 (3)	61.36	4.691	13:41:41.936
3 -	1:51.172	58.300	2:49.472 (1)	63.06		13:44:31.408
4 -	1:53.606	59.050	2:52.656 (2)	61.90	3.184	13:47:24.064

P25 69 J Connor HALL		Kawasaki -				
IDEAL LAP TIME : 3:00.785		BEST LAP TIME : 3:02.724				
		DIFFERENCE : 1.939				
LAP	SECTOR 1	SECTOR 2	LAP TIME	MPH	DIFF	TIME OF DAY
1 -		1:00.867	3:45.080	47.48	42.356	13:39:34.748
2 -	2:02.253	1:00.471	3:02.724 (1)	58.49		13:42:37.472
3 -	2:06.202	59.726	3:05.928 (3)	57.48	3.204	13:45:43.400
4 -	2:01.059	1:01.898	3:02.957 (2)	58.41	0.233	13:48:46.357

P26 90 C Mark ELLERAY		Yamaha - Abbot Solutions Ltd				
IDEAL LAP TIME : 2:45.094		BEST LAP TIME : 2:46.960				
		DIFFERENCE : 1.866				
LAP	SECTOR 1	SECTOR 2	LAP TIME	MPH	DIFF	TIME OF DAY
1 -		53.813	2:48.771 (2)	63.32	1.811	13:38:38.439
2 -	1:51.281	55.679	2:46.960 (1)	64.01		13:41:25.399

Weather / Track : Cloudy / Dry

Snetterton 300
Circuit Length = 2.9689 miles
Start: 13:35 Flag 13:47 End: 13:50

BMCRC - MRO Championships 2015 - Rnd 2 @ Snetterton 300

Yamaha Past Masters & Kawasaki Junior Cup

RACE 9 - SECTOR ANALYSIS

SECTOR 1 = FL to I1, SECTOR 2 = I1 to I2, SECTOR 3 = I2 to FL, DIFF = Difference To Personal Best Lap

LAP	SECTOR 1	SECTOR 2	LAP TIME	MPH	DIFF	TIME OF DAY
P27 26 J Luke HOPKINS Kawasaki - DAD IDEAL LAP TIME : 2:46.920 BEST LAP TIME : 2:46.920 DIFFERENCE : 0.000						
1 -		57.580	3:36.595 (2)	49.34	49.675	13:39:26.263
2 -	1:51.622	55.298	2:46.920 (1)	64.03		13:42:13.183
P28 113 J Dean BRADLEY Kawasaki - IDEAL LAP TIME : 2:47.900 BEST LAP TIME : 2:47.900 DIFFERENCE : 0.000						
1 -		57.122	3:36.010 (2)	49.47	48.110	13:39:25.678
2 -	1:52.650	55.250	2:47.900 (1)	63.65		13:42:13.578
P29 74 C Paul WHITBY Yamaha - Prestige Decor Ltd IDEAL LAP TIME : BEST LAP TIME : 2:31.710 DIFFERENCE :						
1 -		47.607	2:31.710 (1)	70.45		13:38:21.378
P30 50 Graham HIGLETT Yamaha - Face to Face Finance IDEAL LAP TIME : BEST LAP TIME : 2:32.205 DIFFERENCE :						
1 -		47.537	2:32.205 (1)	70.22		13:38:21.873
P31 68 C Kevin MARSHALL Yamaha - IDEAL LAP TIME : BEST LAP TIME : 2:32.962 DIFFERENCE :						
1 -		48.195	2:32.962 (1)	69.87		13:38:22.630
P32 41 C Paul BOWLING Yamaha - Ice Watch Ltd IDEAL LAP TIME : BEST LAP TIME : 2:33.446 DIFFERENCE :						
1 -		48.384	2:33.446 (1)	69.65		13:38:23.114
P33 100 R Paul MIDDLETON Yamaha - IDEAL LAP TIME : BEST LAP TIME : 2:38.095 DIFFERENCE :						
1 -		49.408	2:38.095 (1)	67.60		13:38:27.763

BMCRC - MRO Championships 2015 - Rnd 2 @ Snetterton 300

Yamaha Past Masters & Kawasaki Junior Cup

RACE 9 - BEST SECTORS

SECTOR 1			SECTOR 2			IDEAL / BEST COMPARISON						
POS	NO	NAME	TIME	NO	NAME	TIME	POS	NO	NAME	IDEAL	BEST	DIFF
									PERFECT LAP	2:13.475		
1	169	MACQUEEN	1:29.530	169	MACQUEEN	43.945	1	169	MACQUEEN	2:13.475	2:13.672	0.197
2	6	BARBER	1:29.852	6	BARBER	44.182	2	6	BARBER	2:14.034	2:14.222	0.188
3	45	MOORE	1:31.865	45	MOORE	44.383	3	45	MOORE	2:16.248	2:16.248	0.000
4	14	EDMONDSON	1:32.241	14	EDMONDSON	45.390	4	14	EDMONDSON	2:17.631	2:17.631	0.000
5	101	DAVIES	1:33.070	101	DAVIES	45.848	5	101	DAVIES	2:18.918	2:18.918	0.000
6	46	ROWLINGS	1:34.249	46	ROWLINGS	46.519	6	46	ROWLINGS	2:20.768	2:21.131	0.363
7	13	MILES	1:34.878	13	MILES	46.652	7	13	MILES	2:21.530	2:21.909	0.379
8	18	MURLEY	1:35.102	81	GRANT	46.657	8	81	GRANT	2:21.774	2:21.774	0.000
9	81	GRANT	1:35.117	18	MURLEY	46.797	9	18	MURLEY	2:21.899	2:22.023	0.124
10	75	HIGERTY	1:35.610	19	ALDERSON	47.339	10	75	HIGERTY	2:23.461	2:23.461	0.000
11	36	DAVIES	1:35.873	50	HIGLETT	47.537	11	36	DAVIES	2:24.280	2:24.514	0.234
12	29	HARWOOD	1:35.979	74	WHITBY	47.607	12	29	HARWOOD	2:24.347	2:24.406	0.059
13	33	GYTE	1:36.680	75	HIGERTY	47.851	13	19	ALDERSON	2:24.454	2:24.454	0.000
14	19	ALDERSON	1:37.115	33	GYTE	47.896	14	33	GYTE	2:24.576	2:24.854	0.278
15	2	HUFF	1:37.937	68	MARSHALL	48.195	15	88	STANLEY	2:26.811	2:27.355	0.544
16	88	STANLEY	1:38.023	29	HARWOOD	48.368	16	2	HUFF	2:27.545	2:27.545	0.000
17	117	HENSON	1:38.841	41	BOWLING	48.384	17	117	HENSON	2:28.058	2:28.774	0.716
18	39	O'HIGGINS	1:39.882	36	DAVIES	48.407	18	39	O'HIGGINS	2:29.570	2:30.362	0.792
19	106	BYRNE	1:44.938	88	STANLEY	48.788	19	106	BYRNE	2:37.175	2:37.175	0.000
20	42	PEARSON	1:45.039	117	HENSON	49.217	20	42	PEARSON	2:37.671	2:37.671	0.000
21	3	LAMBDEN	1:45.723	100	MIDDLETON	49.408	21	59	HESMAN	2:37.891	2:37.891	0.000
22	59	HESMAN	1:45.776	2	HUFF	49.608	22	3	LAMBDEN	2:38.291	2:38.291	0.000
23	22	COTGROVE	1:49.148	39	O'HIGGINS	49.688	23	22	COTGROVE	2:43.794	2:45.331	1.537
24	63	JOHNSON	1:51.172	59	HESMAN	52.115	24	90	ELLERAY	2:45.094	2:46.960	1.866
25	90	ELLERAY	1:51.281	106	BYRNE	52.237	25	26	HOPKINS	2:46.920	2:46.920	0.000
26	26	HOPKINS	1:51.622	3	LAMBDEN	52.568	26	113	BRADLEY	2:47.900	2:47.900	0.000
27	113	BRADLEY	1:52.650	42	PEARSON	52.632	27	63	JOHNSON	2:49.283	2:49.472	0.189
28	69	HALL	2:01.059	90	ELLERAY	53.813	28	69	HALL	3:00.785	3:02.724	1.939
29				22	COTGROVE	54.646	29	74	WHITBY		2:31.710	
30				113	BRADLEY	55.250	30	68	MARSHALL		2:32.962	
31				26	HOPKINS	55.298	31	50	HIGLETT		2:32.205	
32				63	JOHNSON	58.111	32	41	BOWLING		2:33.446	
33				69	HALL	59.726	33	100	MIDDLETON		2:38.095	
34												
35												

Weather / Track : Cloudy / Dry

Results can be found at www.tsl-timing.com

Snetterton 300

Circuit Length = 2.9689 miles

Start: 13:35 Flag 13:47 End: 13:50

Printed - 13:52 Sunday, 26 April 2015

BMCRC - MRO Championships 2015 - Rnd 2 @ Snetterton 300
Yamaha Past Masters & Kawasaki Junior Cup
RACE 20 - GRID (5 Laps)

ROW 14				40	20 Kai DICKINSON	
ROW 13	39	113 Dean BRADLEY	38	26 Luke HOPKINS	37	69 Connor HALL
ROW 12	36	3 Joey LAMBDEN	35	106 Patrick BYRNE	34	39 Luke O'HIGGINS
ROW 11	33	19 James ALDERSON	32	46 Harry ROWLINGS	31	18 Alex MURLEY
ROW 10						
ROW 9					25	55 Paul TOLAND
ROW 8	24	100 Paul MIDDLETON	23	41 Paul BOWLING	22	68 Kevin MARSHALL
ROW 7	21	50 Graham HIGLETT	20	74 Paul WHITBY	19	90 Mark ELLERAY
ROW 6	18	63 Stephen JOHNSON	17	22 Keith COTGROVE	16	59 Neil HESMAN
ROW 5	15	42 Martin PEARSON	14	2 Lee HUFF	13	117 Paul HENSON
ROW 4	12	88 Michael STANLEY	11	36 Paul DAVIES	10	13 Ben MILES
ROW 3	9	29 Giles HARWOOD	8	75 Steve HIGERTY	7	33 Sacha GYTE
ROW 2	6	81 Scott GRANT	5	101 Andrew DAVIES	4	45 Peter MOORE
ROW 1	3	14 Doug EDMONDSON	2	6 Matt BARBER	1	169 Neil MACQUEEN
						Pole

Snetterton 300
Circuit Length = 2.9689 miles

These results are provisional until the conclusion of any judicial and technical matters.

Clerk Of Course :		Timekeeper :
-------------------	--	--------------

Results can be found at www.tsl-timing.com

Printed - 13:55 Sunday, 26 April 2015



BMCRC - MRO Championships 2015 - Rnd 2 @ Snetterton 300

Yamaha Past Masters

RACE 20 - CLASSIFICATION

POS	NO	CL	PIC NAME	ENTRY	LAPS	TIME	GAP	DIFF	MPH	BEST	ON
1	6		1 Matt BARBER	Yamaha -	5	11:25.591			77.94	2:14.548	3
2	14		2 Doug EDMONDSON	Yamaha - Wave Raving Developments	5	11:32.589	6.998	6.998	77.16	2:17.124	5
3	45		3 Peter MOORE	Yamaha - Curphs Cuttings	5	11:32.760	7.169	0.171	77.14	2:16.580	4
4	101		4 Andrew DAVIES	Yamaha - Gibson Exhaust	5	11:34.797	9.206	2.037	76.91	2:16.614	5
5	55		5 Paul TOLAND	Yamaha -	5	11:51.110	25.519	16.313	75.15	2:19.805	3
6	81	R	1 Scott GRANT	Yamaha -	5	11:55.339	29.748	4.229	74.70	2:21.616	3
7	33	C	1 Sacha GYTE	Yamaha -	5	11:58.896	33.305	3.557	74.33	2:21.980	3
8	13		6 Ben MILES	Yamaha - Gibson Exhaust	5	12:02.198	36.607	3.302	73.99	2:22.605	5
9	29	R	2 Giles HARWOOD	Yamaha -	5	12:04.408	38.817	2.210	73.77	2:23.381	2
10	36		7 Paul DAVIES	Yamaha - kdstudios	5	12:05.893	40.302	1.485	73.62	2:23.147	3
11	74	C	2 Paul WHITBY	Yamaha - Prestige Decor Ltd	5	12:06.766	41.175	0.873	73.53	2:21.637	5
12	41	C	3 Paul BOWLING	Yamaha - Ice Watch Ltd	5	12:19.818	54.227	13.052	72.23	2:24.663	4
13	2	R	3 Lee HUFF	Yamaha -	5	12:20.994	55.403	1.176	72.11	2:24.587	3
14	88	C	4 Michael STANLEY	Yamaha -	5	12:29.834	1:04.243	8.840	71.26	2:28.392	2
15	100	R	4 Paul MIDDLETON	Yamaha -	5	12:29.870	1:04.279	0.036	71.26	2:27.632	5
16	117		8 Paul HENSON	Yamaha -	5	12:30.388	1:04.797	0.518	71.21	2:27.615	5
17	68	C	5 Kevin MARSHALL	Yamaha -	5	12:32.380	1:06.789	1.992	71.02	2:28.111	5
18	59		9 Neil HESMAN	Yamaha - Farkham Hall	5	13:06.205	1:40.614	33.825	67.97	2:35.343	5
19	90	C	6 Mark ELLERAY	Yamaha - Abbot Solutions Ltd	5	13:40.402	2:14.811	34.197	65.13	2:41.611	4
20	63	R	5 Stephen JOHNSON	Yamaha -	4	11:35.100	1 Lap	1 Lap	61.50	2:50.675	3

FASTEST LAP

6			Matt BARBER	Yamaha -	3	2:14.548		79.43 mph	127.84 kph
81	R		Scott GRANT	Yamaha -	3	2:21.616		75.47 mph	121.46 kph
74	C		Paul WHITBY	Yamaha - Prestige Decor Ltd	5	2:21.637		75.46 mph	121.44 kph

Class - 90% of Race Speed = 70.14 mph
 Class R - 90% of Race Speed = 67.23 mph
 Class C - 90% of Race Speed = 66.89 mph

Snetterton 300
 Circuit Length = 2.9689 miles
 Start: 17:02 Flag 17:13 End: 17:15

Weather / Track : Cloudy / Dry

These results are provisional until the conclusion of any judicial and technical matters.

Clerk Of Course :	Timekeeper :
-------------------	--------------

Results can be found at www.tsl-timing.com

Printed - 17:16 Sunday, 26 April 2015



Kawasaki Junior Cup

RACE 20 - CLASSIFICATION

POS	NO	CL	PIC NAME	ENTRY	LAPS	TIME	GAP	DIFF	MPH	BEST	ON
1	18	J	1 Alex MURLEY	Kawasaki - Redfern Stevens/Fast Response Metal E	5	12:21.462			72.07	2:18.900	3
2	46	J	2 Harry ROWLINGS	Kawasaki -	5	12:21.763	0.301	0.301	72.04	2:19.322	3
3	19	J	3 James ALDERSON	Kawasaki -	5	12:40.390	18.928	18.627	70.28	2:23.394	4
4	39	J	4 Luke O'HIGGINS	Kawasaki -	5	12:55.643	34.181	15.253	68.89	2:27.218	3
5	106	J	5 Patrick BYRNE	Kawasaki -	5	13:25.941	1:04.479	30.298	66.30	2:31.269	5
6	3	J	6 Joey LAMBDEN	Kawasaki -	5	13:26.176	1:04.714	0.235	66.28	2:31.018	5
7	26	J	7 Luke HOPKINS	Kawasaki - DAD	4	11:36.200	1 Lap	1 Lap	61.40	2:41.935	2
8	113	J	8 Dean BRADLEY	Kawasaki -	4	12:25.637	1 Lap	49.437	57.33	2:55.688	2
9	69	J	9 Connor HALL	Kawasaki -	4	12:55.016	1 Lap	29.379	55.16	3:01.926	2

NOT CLASSIFIED

DNF	20	J	Kai DICKINSON	Kawasaki - Super Granny	2	6:06.980	3 Laps	2 Laps	58.24	2:42.148	2
-----	----	---	---------------	-------------------------	---	----------	--------	--------	-------	----------	---

FASTEST LAP

18	J	Alex MURLEY	Kawasaki - Redfern Stevens/Fast Response Metal E	3	2:18.900	76.94 mph	123.83 kph
----	---	-------------	--	---	----------	-----------	------------

Class J - 90% of Race Speed = 64.86 mph

Snetterton 300
 Circuit Length = 2.9689 miles
 Start: 17:02 Flag 17:13 End: 17:15

Weather / Track : Cloudy / Dry
 These results are provisional until the conclusion of any judicial and technical matters.

Clerk Of Course :	Timekeeper :
-------------------	--------------

Results can be found at www.tsl-timing.com

Printed - 17:17 Sunday, 26 April 2015



BMCRC - MRO Championships 2015 - Rnd 2 @ Snetterton 300

Yamaha Past Masters & Kawasaki Junior Cup

RACE 20 - LAP CHART

LAP 1 @ 17:04:23.177			LAP 2 @ 17:06:38.495			LAP 3 @ 17:08:53.043			LAP 4 @ 17:11:09.653			LAP 5 @ 17:13:27.656		
NO	BEHIND	LAP TIME	NO	BEHIND	LAP TIME	NO	BEHIND	LAP TIME	NO	BEHIND	LAP TIME	NO	BEHIND	LAP TIME
6		2:21.112	6		2:15.318	6		2:14.548	6		2:16.610	6		2:18.003
14	1.423	2:22.535	14	3.814	2:17.709	14	6.769	2:17.503	14	7.877	2:17.718	14	6.998	2:17.124
101	2.484	2:23.596	101	5.827	2:18.661	45	8.494	2:16.854	45	8.464	2:16.580	45	7.169	2:16.708
45	2.979	2:24.091	45	6.188	2:18.527	101	8.919	2:17.640	101	10.595	2:18.286	101	9.206	2:16.614
81	6.298	2:27.410	81	12.711	2:21.731	55	18.701	2:19.805	113	1 Lap	2:56.986	63	1 Lap	2:52.864
13	7.199	2:28.311	55	13.444	2:20.622	81	19.779	2:21.616	55	22.493	2:20.402	26	1 Lap	2:45.057
33	8.124	2:29.236	33	14.922	2:22.116	33	22.354	2:21.980	81	25.328	2:22.159	55	25.519	2:21.029
55	8.140	2:29.252	13	15.647	2:23.766	13	25.258	2:24.159	33	27.839	2:22.095	81	29.748	2:22.423
29	8.814	2:29.926	29	16.877	2:23.381	29	25.849	2:23.520	13	32.005	2:23.357	33	33.305	2:23.469
36	10.214	2:31.326	36	18.484	2:23.588	36	27.083	2:23.147	29	33.047	2:23.808	13	36.607	2:22.605
74	12.156	2:33.268	74	21.320	2:24.482	74	31.065	2:24.293	36	34.183	2:23.710	29	38.817	2:23.773
88	13.776	2:34.888	2	24.620	2:24.716	2	34.659	2:24.587	74	37.541	2:23.086	36	40.302	2:24.122
117	13.984	2:35.096	41	25.481	2:26.748	41	36.629	2:25.696	69	1 Lap	3:04.758	74	41.175	2:21.637
41	14.051	2:35.163	88	26.850	2:28.392	88	41.257	2:28.955	2	44.092	2:26.043	41	54.227	2:27.548
2	15.222	2:36.334	117	27.984	2:29.318	100	41.902	2:27.658	41	44.682	2:24.663	2	55.403	2:29.314
100	15.983	2:37.095	100	28.792	2:28.127	117	42.020	2:28.584	18	53.382	2:20.875	18	55.871	2:20.492
68	16.731	2:37.843	68	30.126	2:28.713	68	44.230	2:28.652	46	53.549	2:21.132	46	56.172	2:20.626
59	22.159	2:43.271	59	42.245	2:35.404	46	49.027	2:19.322	88	53.668	2:29.021	113	1 Lap	2:55.767
90	27.429	2:48.541	46	44.253	2:20.386	18	49.117	2:18.900	100	54.650	2:29.358	88	1:04.243	2:28.578
63	33.154	2:54.266	18	44.765	2:20.761	19	1:01.537	2:24.564	117	55.185	2:29.775	100	1:04.279	2:27.632
46	39.185	3:00.297	19	51.521	2:24.473	59	1:03.897	2:36.200	68	56.681	2:29.061	117	1:04.797	2:27.615
18	39.322	3:00.434	39	56.728	2:27.535	39	1:09.398	2:27.218	19	1:08.321	2:23.394	68	1:06.789	2:28.111
19	42.366	3:03.478	90	56.891	2:44.780	90	1:25.031	2:42.688	39	1:20.022	2:27.234	19	1:14.799	2:24.481
39	44.511	3:05.623	106	1:12.949	2:34.717	106	1:32.191	2:33.790	59	1:23.274	2:35.987	69	1 Lap	3:04.897
106	53.550	3:14.662	3	1:15.003	2:34.632	3	1:32.376	2:31.921	106	1:47.084	2:31.503	39	1:30.052	2:28.033
3	55.689	3:16.801	63	1:15.131	2:57.295	63	1:51.258	2:50.675	3	1:47.570	2:31.804	59	1:40.614	2:35.343
20	1:03.720	3:24.832	20	1:30.550	2:42.148	26	2:00.165	2:43.476	90	1:50.032	2:41.611	106	2:00.350	2:31.269
26	1:04.620	3:25.732	26	1:31.237	2:41.935							3	2:00.585	2:31.018
113	1:16.084	3:37.196	113	1:56.454	2:55.688							90	2:14.811	2:42.782
69	1:22.323	3:43.435	69	2:08.931	3:01.926									

Weather / Track : Cloudy / Dry

Snetterton 300

Circuit Length = 2.9689 miles

Start: 17:02 Flag 17:13 End: 17:15

Results can be found at www.tsl-timing.com

Printed - 17:18 Sunday, 26 April 2015

BMCRC - MRO Championships 2015 - Rnd 2 @ Snetterton 300

Yamaha Past Masters & Kawasaki Junior Cup

RACE 20 - SECTOR ANALYSIS

SECTOR 1 = FL to I1, SECTOR 2 = I1 to I2, SECTOR 3 = I2 to FL, DIFF = Difference To Personal Best Lap

P1 6		Matt BARBER		Yamaha -		
IDEAL LAP TIME : 2:14.548		BEST LAP TIME : 2:14.548		DIFFERENCE : 0.000		
LAP	SECTOR 1	SECTOR 2	LAP TIME	MPH	DIFF	TIME OF DAY
1 -		44.852	2:21.112	75.74	6.564	17:04:23.177
2 -	1:30.381	44.937	2:15.318 (2)	78.98	0.770	17:06:38.495
3 -	1:29.697	44.851	2:14.548 (1)	79.43		17:08:53.043
4 -	1:31.094	45.516	2:16.610 (3)	78.23	2.062	17:11:09.653
5 -	1:31.589	46.414	2:18.003	77.44	3.455	17:13:27.656

P2 14		Doug EDMONDSON		Yamaha - Wave Raving Developments		
IDEAL LAP TIME : 2:16.283		BEST LAP TIME : 2:17.124		DIFFERENCE : 0.841		
LAP	SECTOR 1	SECTOR 2	LAP TIME	MPH	DIFF	TIME OF DAY
1 -		45.413	2:22.535	74.98	5.411	17:04:24.600
2 -	1:32.279	45.430	2:17.709 (3)	77.61	0.585	17:06:42.309
3 -	1:31.936	45.567	2:17.503 (2)	77.72	0.379	17:08:59.812
4 -	1:32.487	45.231	2:17.718	77.60	0.594	17:11:17.530
5 -	1:31.052	46.072	2:17.124 (1)	77.94		17:13:34.654

P3 45		Peter MOORE		Yamaha - Curphs Cuttings		
IDEAL LAP TIME : 2:15.887		BEST LAP TIME : 2:16.580		DIFFERENCE : 0.693		
LAP	SECTOR 1	SECTOR 2	LAP TIME	MPH	DIFF	TIME OF DAY
1 -		45.762	2:24.091	74.17	7.511	17:04:26.156
2 -	1:33.044	45.483	2:18.527	77.15	1.947	17:06:44.683
3 -	1:31.839	45.015	2:16.854 (3)	78.09	0.274	17:09:01.537
4 -	1:31.602	44.978	2:16.580 (1)	78.25		17:11:18.117
5 -	1:30.909	45.799	2:16.708 (2)	78.18	0.128	17:13:34.825

P4 101		Andrew DAVIES		Yamaha - Gibson Exhaust		
IDEAL LAP TIME : 2:16.614		BEST LAP TIME : 2:16.614		DIFFERENCE : 0.000		
LAP	SECTOR 1	SECTOR 2	LAP TIME	MPH	DIFF	TIME OF DAY
1 -		46.021	2:23.596	74.43	6.982	17:04:25.661
2 -	1:32.505	46.156	2:18.661	77.08	2.047	17:06:44.322
3 -	1:32.070	45.570	2:17.640 (2)	77.65	1.026	17:09:01.962
4 -	1:32.016	46.270	2:18.286 (3)	77.28	1.672	17:11:20.248
5 -	1:31.207	45.407	2:16.614 (1)	78.23		17:13:36.862

P5 55		Paul TOLAND		Yamaha -		
IDEAL LAP TIME : 2:19.593		BEST LAP TIME : 2:19.805		DIFFERENCE : 0.212		
LAP	SECTOR 1	SECTOR 2	LAP TIME	MPH	DIFF	TIME OF DAY
1 -		46.942	2:29.252	71.61	9.447	17:04:31.317
2 -	1:34.381	46.241	2:20.622 (3)	76.00	0.817	17:06:51.939
3 -	1:33.352	46.453	2:19.805 (1)	76.44		17:09:11.744
4 -	1:34.038	46.364	2:20.402 (2)	76.12	0.597	17:11:32.146
5 -	1:34.141	46.888	2:21.029	75.78	1.224	17:13:53.175

P6 81 R		Scott GRANT		Yamaha -		
IDEAL LAP TIME : 2:21.426		BEST LAP TIME : 2:21.616		DIFFERENCE : 0.190		
LAP	SECTOR 1	SECTOR 2	LAP TIME	MPH	DIFF	TIME OF DAY
1 -		47.091	2:27.410	72.50	5.794	17:04:29.475
2 -	1:34.404	47.327	2:21.731 (2)	75.41	0.115	17:06:51.206
3 -	1:34.594	47.022	2:21.616 (1)	75.47		17:09:12.822
4 -	1:34.569	47.590	2:22.159 (3)	75.18	0.543	17:11:34.981
5 -	1:34.988	47.435	2:22.423	75.04	0.807	17:13:57.404

P7 33 C		Sacha GYTE		Yamaha -		
IDEAL LAP TIME : 2:21.643		BEST LAP TIME : 2:21.980		DIFFERENCE : 0.337		
LAP	SECTOR 1	SECTOR 2	LAP TIME	MPH	DIFF	TIME OF DAY

Weather / Track : Cloudy / Dry

Snetterton 300
Circuit Length = 2.9689 miles
Start: 17:02 Flag 17:13 End: 17:15

BMCRC - MRO Championships 2015 - Rnd 2 @ Snetterton 300

Yamaha Past Masters & Kawasaki Junior Cup

RACE 20 - SECTOR ANALYSIS

SECTOR 1 = FL to I1, SECTOR 2 = I1 to I2, SECTOR 3 = I2 to FL, DIFF = Difference To Personal Best Lap

1 -		47.271	2:29.236	71.61	7.256	17:04:31.301
2 -	1:34.624	47.492	2:22.116 (3)	75.20	0.136	17:06:53.417
3 -	1:34.961	47.019	2:21.980 (1)	75.27		17:09:15.397
4 -	1:34.755	47.340	2:22.095 (2)	75.21	0.115	17:11:37.492
5 -	1:36.305	47.164	2:23.469	74.49	1.489	17:14:00.961

P8 13 Ben MILES		Yamaha - Gibson Exhaust				
IDEAL LAP TIME : 2:22.332		BEST LAP TIME : 2:22.605		DIFFERENCE : 0.273		
LAP	SECTOR 1	SECTOR 2	LAP TIME	MPH	DIFF	TIME OF DAY
1 -		47.669	2:28.311	72.06	5.706	17:04:30.376
2 -	1:35.514	48.252	2:23.766 (3)	74.34	1.161	17:06:54.142
3 -	1:36.681	47.478	2:24.159	74.14	1.554	17:09:18.301
4 -	1:35.318	48.039	2:23.357 (2)	74.55	0.752	17:11:41.658
5 -	1:35.591	47.014	2:22.605 (1)	74.94		17:14:04.263

P9 29 R Giles HARWOOD		Yamaha -				
IDEAL LAP TIME : 2:22.623		BEST LAP TIME : 2:23.381		DIFFERENCE : 0.758		
LAP	SECTOR 1	SECTOR 2	LAP TIME	MPH	DIFF	TIME OF DAY
1 -		47.720	2:29.926	71.28	6.545	17:04:31.991
2 -	1:34.903	48.478	2:23.381 (1)	74.54		17:06:55.372
3 -	1:35.638	47.882	2:23.520 (2)	74.47	0.139	17:09:18.892
4 -	1:35.245	48.563	2:23.808	74.32	0.427	17:11:42.700
5 -	1:35.282	48.491	2:23.773 (3)	74.33	0.392	17:14:06.473

P10 36 Paul DAVIES		Yamaha - kdstudios				
IDEAL LAP TIME : 2:22.615		BEST LAP TIME : 2:23.147		DIFFERENCE : 0.532		
LAP	SECTOR 1	SECTOR 2	LAP TIME	MPH	DIFF	TIME OF DAY
1 -		48.187	2:31.326	70.62	8.179	17:04:33.391
2 -	1:34.472	49.116	2:23.588 (2)	74.43	0.441	17:06:56.979
3 -	1:35.004	48.143	2:23.147 (1)	74.66		17:09:20.126
4 -	1:34.552	49.158	2:23.710 (3)	74.37	0.563	17:11:43.836
5 -	1:35.305	48.817	2:24.122	74.15	0.975	17:14:07.958

P11 74 C Paul WHITBY		Yamaha - Prestige Decor Ltd				
IDEAL LAP TIME : 2:21.637		BEST LAP TIME : 2:21.637		DIFFERENCE : 0.000		
LAP	SECTOR 1	SECTOR 2	LAP TIME	MPH	DIFF	TIME OF DAY
1 -		48.000	2:33.268	69.73	11.631	17:04:35.333
2 -	1:36.121	48.361	2:24.482	73.97	2.845	17:06:59.815
3 -	1:36.126	48.167	2:24.293 (3)	74.07	2.656	17:09:24.108
4 -	1:35.174	47.912	2:23.086 (2)	74.69	1.449	17:11:47.194
5 -	1:34.442	47.195	2:21.637 (1)	75.46		17:14:08.831

P12 41 C Paul BOWLING		Yamaha - Ice Watch Ltd				
IDEAL LAP TIME : 2:24.663		BEST LAP TIME : 2:24.663		DIFFERENCE : 0.000		
LAP	SECTOR 1	SECTOR 2	LAP TIME	MPH	DIFF	TIME OF DAY
1 -		49.175	2:35.163	68.88	10.500	17:04:37.228
2 -	1:37.887	48.861	2:26.748 (3)	72.83	2.085	17:07:03.976
3 -	1:37.270	48.426	2:25.696 (2)	73.35	1.033	17:09:29.672
4 -	1:36.307	48.356	2:24.663 (1)	73.88		17:11:54.335
5 -	1:37.947	49.601	2:27.548	72.43	2.885	17:14:21.883

P13 2 R Lee HUFF		Yamaha -				
IDEAL LAP TIME : 2:24.436		BEST LAP TIME : 2:24.587		DIFFERENCE : 0.151		
LAP	SECTOR 1	SECTOR 2	LAP TIME	MPH	DIFF	TIME OF DAY
1 -		48.730	2:36.334	68.36	11.747	17:04:38.399
2 -	1:35.784	48.932	2:24.716 (2)	73.85	0.129	17:07:03.115
3 -	1:35.737	48.850	2:24.587 (1)	73.92		17:09:27.702
4 -	1:37.344	48.699	2:26.043 (3)	73.18	1.456	17:11:53.745

Weather / Track : Cloudy / Dry

Snetterton 300
Circuit Length = 2.9689 miles
Start: 17:02 Flag 17:13 End: 17:15

BMCRC - MRO Championships 2015 - Rnd 2 @ Snetterton 300

Yamaha Past Masters & Kawasaki Junior Cup

RACE 20 - SECTOR ANALYSIS

SECTOR 1 = FL to I1, SECTOR 2 = I1 to I2, SECTOR 3 = I2 to FL, DIFF = Difference To Personal Best Lap
 5 - 1:38.730 50.584 2:29.314 71.58 4.727 17:14:23.059

P14	18 J	Alex MURLEY	Kawasaki - Redfern Stevens/Fast Response Metal Engineering			
IDEAL LAP TIME : 2:18.900		BEST LAP TIME : 2:18.900		DIFFERENCE : 0.000		

LAP	SECTOR 1	SECTOR 2	LAP TIME	MPH	DIFF	TIME OF DAY
1 -		46.887	3:00.434	59.23	41.534	17:05:02.499
2 -	1:34.228	46.533	2:20.761 (3)	75.93	1.861	17:07:23.260
3 -	1:32.733	46.167	2:18.900 (1)	76.94		17:09:42.160
4 -	1:33.909	46.966	2:20.875	75.86	1.975	17:12:03.035
5 -	1:33.153	47.339	2:20.492 (2)	76.07	1.592	17:14:23.527

P15	46 J	Harry ROWLINGS	Kawasaki -			
IDEAL LAP TIME : 2:18.979		BEST LAP TIME : 2:19.322		DIFFERENCE : 0.343		

LAP	SECTOR 1	SECTOR 2	LAP TIME	MPH	DIFF	TIME OF DAY
1 -		46.711	3:00.297	59.28	40.975	17:05:02.362
2 -	1:34.246	46.140	2:20.386 (2)	76.13	1.064	17:07:22.748
3 -	1:33.228	46.094	2:19.322 (1)	76.71		17:09:42.070
4 -	1:34.186	46.946	2:21.132	75.73	1.810	17:12:03.202
5 -	1:32.885	47.741	2:20.626 (3)	76.00	1.304	17:14:23.828

P16	88 C	Michael STANLEY	Yamaha -			
IDEAL LAP TIME : 2:28.097		BEST LAP TIME : 2:28.392		DIFFERENCE : 0.295		

LAP	SECTOR 1	SECTOR 2	LAP TIME	MPH	DIFF	TIME OF DAY
1 -		49.344	2:34.888	69.00	6.496	17:04:36.953
2 -	1:39.128	49.264	2:28.392 (1)	72.02		17:07:05.345
3 -	1:39.366	49.589	2:28.955 (3)	71.75	0.563	17:09:34.300
4 -	1:38.885	50.136	2:29.021	71.72	0.629	17:12:03.321
5 -	1:38.833	49.745	2:28.578 (2)	71.93	0.186	17:14:31.899

P17	100 R	Paul MIDDLETON	Yamaha -			
IDEAL LAP TIME : 2:26.705		BEST LAP TIME : 2:27.632		DIFFERENCE : 0.927		

LAP	SECTOR 1	SECTOR 2	LAP TIME	MPH	DIFF	TIME OF DAY
1 -		48.992	2:37.095	68.03	9.463	17:04:39.160
2 -	1:39.043	49.084	2:28.127 (3)	72.15	0.495	17:07:07.287
3 -	1:37.713	49.945	2:27.658 (2)	72.38	0.026	17:09:34.945
4 -	1:38.416	50.942	2:29.358	71.56	1.726	17:12:04.303
5 -	1:38.538	49.094	2:27.632 (1)	72.39		17:14:31.935

P18	117	Paul HENSON	Yamaha -			
IDEAL LAP TIME : 2:27.129		BEST LAP TIME : 2:27.615		DIFFERENCE : 0.486		

LAP	SECTOR 1	SECTOR 2	LAP TIME	MPH	DIFF	TIME OF DAY
1 -		49.256	2:35.096	68.91	7.481	17:04:37.161
2 -	1:39.792	49.526	2:29.318 (3)	71.57	1.703	17:07:06.479
3 -	1:38.504	50.080	2:28.584 (2)	71.93	0.969	17:09:35.063
4 -	1:38.840	50.935	2:29.775	71.36	2.160	17:12:04.838
5 -	1:38.990	48.625	2:27.615 (1)	72.40		17:14:32.453

P19	68 C	Kevin MARSHALL	Yamaha -			
IDEAL LAP TIME : 2:27.280		BEST LAP TIME : 2:28.111		DIFFERENCE : 0.831		

LAP	SECTOR 1	SECTOR 2	LAP TIME	MPH	DIFF	TIME OF DAY
1 -		48.722	2:37.843	67.71	9.732	17:04:39.908
2 -	1:39.055	49.658	2:28.713 (3)	71.87	0.602	17:07:08.621
3 -	1:38.558	50.094	2:28.652 (2)	71.90	0.541	17:09:37.273
4 -	1:39.011	50.050	2:29.061	71.70	0.950	17:12:06.334
5 -	1:38.883	49.228	2:28.111 (1)	72.16		17:14:34.445

Weather / Track : Cloudy / Dry

Snetterton 300
 Circuit Length = 2.9689 miles
 Start: 17:02 Flag 17:13 End: 17:15

BMCRC - MRO Championships 2015 - Rnd 2 @ Snetterton 300

Yamaha Past Masters & Kawasaki Junior Cup

RACE 20 - SECTOR ANALYSIS

SECTOR 1 = FL to I1, SECTOR 2 = I1 to I2, SECTOR 3 = I2 to FL, DIFF = Difference To Personal Best Lap

P20 19 J James ALDERSON		Kawasaki -				
IDEAL LAP TIME : 2:22.781		BEST LAP TIME : 2:23.394				
		DIFFERENCE : 0.613				
LAP	SECTOR 1	SECTOR 2	LAP TIME	MPH	DIFF	TIME OF DAY
1 -		46.528	3:03.478	58.25	40.084	17:05:05.543
2 -	1:36.253	48.220	2:24.473 (2)	73.97	1.079	17:07:30.016
3 -	1:37.029	47.535	2:24.564	73.93	1.170	17:09:54.580
4 -	1:36.455	46.939	2:23.394 (1)	74.53		17:12:17.974
5 -	1:37.036	47.445	2:24.481 (3)	73.97	1.087	17:14:42.455

P21 39 J Luke O'HIGGINS		Kawasaki -				
IDEAL LAP TIME : 2:26.922		BEST LAP TIME : 2:27.218				
		DIFFERENCE : 0.296				
LAP	SECTOR 1	SECTOR 2	LAP TIME	MPH	DIFF	TIME OF DAY
1 -		48.689	3:05.623	57.57	38.405	17:05:07.688
2 -	1:38.766	48.769	2:27.535 (3)	72.44	0.317	17:07:35.223
3 -	1:38.313	48.905	2:27.218 (1)	72.60		17:10:02.441
4 -	1:38.625	48.609	2:27.234 (2)	72.59	0.016	17:12:29.675
5 -	1:38.414	49.619	2:28.033	72.20	0.815	17:14:57.708

P22 59 Neil HESMAN		Yamaha - Farkham Hall				
IDEAL LAP TIME : 2:34.832		BEST LAP TIME : 2:35.343				
		DIFFERENCE : 0.511				
LAP	SECTOR 1	SECTOR 2	LAP TIME	MPH	DIFF	TIME OF DAY
1 -		51.940	2:43.271	65.46	7.928	17:04:45.336
2 -	1:43.356	52.048	2:35.404 (2)	68.77	0.061	17:07:20.740
3 -	1:44.388	51.812	2:36.200	68.42	0.857	17:09:56.940
4 -	1:44.290	51.697	2:35.987 (3)	68.51	0.644	17:12:32.927
5 -	1:43.867	51.476	2:35.343 (1)	68.80		17:15:08.270

P23 106 J Patrick BYRNE		Kawasaki -				
IDEAL LAP TIME : 2:31.269		BEST LAP TIME : 2:31.269				
		DIFFERENCE : 0.000				
LAP	SECTOR 1	SECTOR 2	LAP TIME	MPH	DIFF	TIME OF DAY
1 -		52.203	3:14.662	54.90	43.393	17:05:16.727
2 -	1:42.563	52.154	2:34.717	69.08	3.448	17:07:51.444
3 -	1:42.565	51.225	2:33.790 (3)	69.49	2.521	17:10:25.234
4 -	1:41.116	50.387	2:31.503 (2)	70.54	0.234	17:12:56.737
5 -	1:40.902	50.367	2:31.269 (1)	70.65		17:15:28.006

P24 3 J Joey LAMBDEN		Kawasaki -				
IDEAL LAP TIME : 2:30.984		BEST LAP TIME : 2:31.018				
		DIFFERENCE : 0.034				
LAP	SECTOR 1	SECTOR 2	LAP TIME	MPH	DIFF	TIME OF DAY
1 -		51.941	3:16.801	54.30	45.783	17:05:18.866
2 -	1:42.065	52.567	2:34.632	69.11	3.614	17:07:53.498
3 -	1:40.937	50.984	2:31.921 (3)	70.35	0.903	17:10:25.419
4 -	1:41.192	50.612	2:31.804 (2)	70.40	0.786	17:12:57.223
5 -	1:40.372	50.646	2:31.018 (1)	70.77		17:15:28.241

P25 90 C Mark ELLERAY		Yamaha - Abbot Solutions Ltd				
IDEAL LAP TIME : 2:40.518		BEST LAP TIME : 2:41.611				
		DIFFERENCE : 1.093				
LAP	SECTOR 1	SECTOR 2	LAP TIME	MPH	DIFF	TIME OF DAY
1 -		53.491	2:48.541	63.41	6.930	17:04:50.606
2 -	1:49.045	55.735	2:44.780	64.86	3.169	17:07:35.386
3 -	1:48.436	54.252	2:42.688 (2)	65.69	1.077	17:10:18.074
4 -	1:49.529	52.082	2:41.611 (1)	66.13		17:12:59.685
5 -	1:49.275	53.507	2:42.782 (3)	65.65	1.171	17:15:42.467

P26 63 R Stephen JOHNSON		Yamaha -				
IDEAL LAP TIME : 2:48.646		BEST LAP TIME : 2:50.675				
		DIFFERENCE : 2.029				
LAP	SECTOR 1	SECTOR 2	LAP TIME	MPH	DIFF	TIME OF DAY

Weather / Track : Cloudy / Dry

Snetterton 300
Circuit Length = 2.9689 miles
Start: 17:02 Flag 17:13 End: 17:15

BMCRC - MRO Championships 2015 - Rnd 2 @ Snetterton 300

Yamaha Past Masters & Kawasaki Junior Cup

RACE 20 - SECTOR ANALYSIS

SECTOR 1 = FL to I1, SECTOR 2 = I1 to I2, SECTOR 3 = I2 to FL, DIFF = Difference To Personal Best Lap

1 -		56.782		2:54.266 (3)	61.33	3.591	17:04:56.331
2 -	1:55.778	1:01.517		2:57.295	60.28	6.620	17:07:53.626
3 -	1:51.864	58.811		2:50.675 (1)	62.62		17:10:44.301
4 -	1:53.163	59.701		2:52.864 (2)	61.82	2.189	17:13:37.165

P27 26 J Luke HOPKINS	Kawasaki - DAD					
IDEAL LAP TIME : 2:40.687	BEST LAP TIME : 2:41.935	DIFFERENCE : 1.248				
LAP	SECTOR 1	SECTOR 2	LAP TIME	MPH	DIFF	TIME OF DAY
1 -		55.531	3:25.732	51.95	43.797	17:05:27.797
2 -	1:47.874	54.061	2:41.935 (1)	66.00		17:08:09.732
3 -	1:46.626	56.850	2:43.476 (2)	65.38	1.541	17:10:53.208
4 -	1:48.814	56.243	2:45.057 (3)	64.75	3.122	17:13:38.265

P28 113 J Dean BRADLEY	Kawasaki -					
IDEAL LAP TIME : 2:55.296	BEST LAP TIME : 2:55.688	DIFFERENCE : 0.392				
LAP	SECTOR 1	SECTOR 2	LAP TIME	MPH	DIFF	TIME OF DAY
1 -		58.556	3:37.196	49.20	41.508	17:05:39.261
2 -	1:56.983	58.705	2:55.688 (1)	60.83		17:08:34.949
3 -	1:57.884	59.102	2:56.986 (3)	60.38	1.298	17:11:31.935
4 -	1:56.740	59.027	2:55.767 (2)	60.80	0.079	17:14:27.702

P29 69 J Connor HALL	Kawasaki -					
IDEAL LAP TIME : 3:01.926	BEST LAP TIME : 3:01.926	DIFFERENCE : 0.000				
LAP	SECTOR 1	SECTOR 2	LAP TIME	MPH	DIFF	TIME OF DAY
1 -		1:00.752	3:43.435	47.83	41.509	17:05:45.500
2 -	2:01.472	1:00.454	3:01.926 (1)	58.74		17:08:47.426
3 -	2:03.757	1:01.001	3:04.758 (2)	57.84	2.832	17:11:52.184
4 -	2:04.094	1:00.803	3:04.897 (3)	57.80	2.971	17:14:57.081

P30 20 J Kai DICKINSON	Kawasaki - Super Granny					
IDEAL LAP TIME : 2:41.605	BEST LAP TIME : 2:42.148	DIFFERENCE : 0.543				
LAP	SECTOR 1	SECTOR 2	LAP TIME	MPH	DIFF	TIME OF DAY
1 -		54.571	3:24.832 (2)	52.17	42.684	17:05:26.897
2 -	1:47.401	54.747	2:42.148 (1)	65.91		17:08:09.045

BMCRC - MRO Championships 2015 - Rnd 2 @ Snetterton 300

Yamaha Past Masters & Kawasaki Junior Cup

RACE 20 - BEST SECTORS

SECTOR 1			SECTOR 2			IDEAL / BEST COMPARISON						
POS	NO	NAME	TIME	NO	NAME	TIME	POS	NO	NAME	IDEAL	BEST	DIFF
									PERFECT LAP	2:14.548		
1	6	BARBER	1:29.697	6	BARBER	44.851	1	6	BARBER	2:14.548	2:14.548	0.000
2	45	MOORE	1:30.909	45	MOORE	44.978	2	45	MOORE	2:15.887	2:16.580	0.693
3	14	EDMONDSON	1:31.052	14	EDMONDSON	45.231	3	14	EDMONDSON	2:16.283	2:17.124	0.841
4	101	DAVIES	1:31.207	101	DAVIES	45.407	4	101	DAVIES	2:16.614	2:16.614	0.000
5	18	MURLEY	1:32.733	46	ROWLINGS	46.094	5	18	MURLEY	2:18.900	2:18.900	0.000
6	46	ROWLINGS	1:32.885	18	MURLEY	46.167	6	46	ROWLINGS	2:18.979	2:19.322	0.343
7	55	TOLAND	1:33.352	55	TOLAND	46.241	7	55	TOLAND	2:19.593	2:19.805	0.212
8	81	GRANT	1:34.404	19	ALDERSON	46.528	8	81	GRANT	2:21.426	2:21.616	0.190
9	74	WHITBY	1:34.442	13	MILES	47.014	9	74	WHITBY	2:21.637	2:21.637	0.000
10	36	DAVIES	1:34.472	33	GYTE	47.019	10	33	GYTE	2:21.643	2:21.980	0.337
11	33	GYTE	1:34.624	81	GRANT	47.022	11	13	MILES	2:22.332	2:22.605	0.273
12	29	HARWOOD	1:34.903	74	WHITBY	47.195	12	36	DAVIES	2:22.615	2:23.147	0.532
13	13	MILES	1:35.318	29	HARWOOD	47.720	13	29	HARWOOD	2:22.623	2:23.381	0.758
14	2	HUFF	1:35.737	36	DAVIES	48.143	14	19	ALDERSON	2:22.781	2:23.394	0.613
15	19	ALDERSON	1:36.253	41	BOWLING	48.356	15	2	HUFF	2:24.436	2:24.587	0.151
16	41	BOWLING	1:36.307	39	O'HIGGINS	48.609	16	41	BOWLING	2:24.663	2:24.663	0.000
17	100	MIDDLETON	1:37.713	117	HENSON	48.625	17	100	MIDDLETON	2:26.705	2:27.632	0.927
18	39	O'HIGGINS	1:38.313	2	HUFF	48.699	18	39	O'HIGGINS	2:26.922	2:27.218	0.296
19	117	HENSON	1:38.504	68	MARSHALL	48.722	19	117	HENSON	2:27.129	2:27.615	0.486
20	68	MARSHALL	1:38.558	100	MIDDLETON	48.992	20	68	MARSHALL	2:27.280	2:28.111	0.831
21	88	STANLEY	1:38.833	88	STANLEY	49.264	21	88	STANLEY	2:28.097	2:28.392	0.295
22	3	LAMBDEN	1:40.372	106	BYRNE	50.367	22	3	LAMBDEN	2:30.984	2:31.018	0.034
23	106	BYRNE	1:40.902	3	LAMBDEN	50.612	23	106	BYRNE	2:31.269	2:31.269	0.000
24	59	HESMAN	1:43.356	59	HESMAN	51.476	24	59	HESMAN	2:34.832	2:35.343	0.511
25	26	HOPKINS	1:46.626	90	ELLERAY	52.082	25	90	ELLERAY	2:40.518	2:41.611	1.093
26	20	DICKINSON	1:47.034	26	HOPKINS	54.061	26	26	HOPKINS	2:40.687	2:41.935	1.248
27	90	ELLERAY	1:48.436	20	DICKINSON	54.571	27	20	DICKINSON	2:41.605	2:42.148	0.543
28	63	JOHNSON	1:51.864	63	JOHNSON	56.782	28	63	JOHNSON	2:48.646	2:50.675	2.029
29	113	BRADLEY	1:56.740	113	BRADLEY	58.556	29	113	BRADLEY	2:55.296	2:55.688	0.392
30	69	HALL	2:01.472	69	HALL	1:00.454	30	69	HALL	3:01.926	3:01.926	0.000

Weather / Track : Cloudy / Dry

Results can be found at www.tsl-timing.com

Snetterton 300

Circuit Length = 2.9689 miles

Start: 17:02 Flag 17:13 End: 17:15

Printed - 17:17 Sunday, 26 April 2015