



# **BMCRC-MRO Championships 2018**

**Round 8  
Snetterton 200 Circuit**

**25<sup>th</sup> / 26<sup>th</sup> August 2018**



**Results Provided by Timing Solutions Ltd**  
[www.tsl-timing.com](http://www.tsl-timing.com)

BMCRC-MRO Championships 2018



**CHILTON MOTORS LTD**  
**MZ CHAMPIONSHIP**



**BMZRC 250 MZ & Blue Haze GP**

**Snetterton 200 Circuit**

**25<sup>th</sup> / 26<sup>th</sup> August 2018**



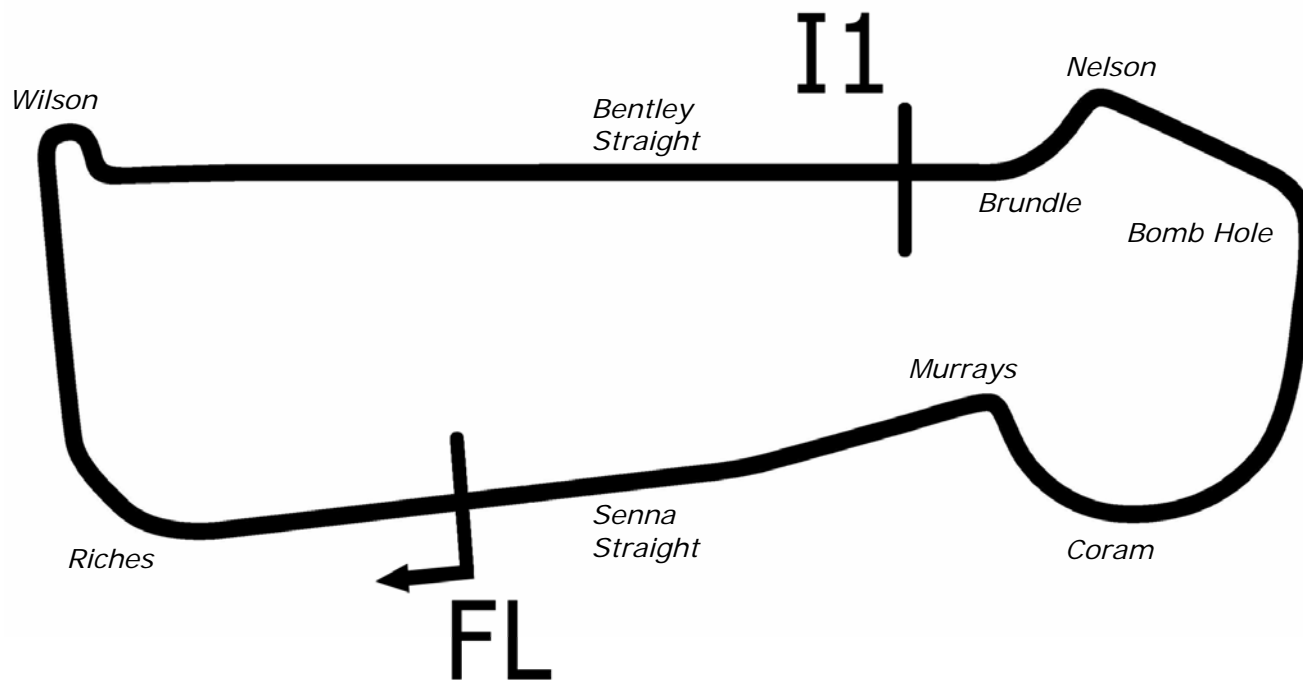
Results Provided by Timing Solutions Ltd  
[www.tsl-timing.com](http://www.tsl-timing.com)

# Snetterton 200



SPORTS TIMING

TIMING SOLUTIONS LTD



Length	1.9840 miles	3193.0 m	
FL		52.46340 N	0.94476 E
I1	1612m	52.46617 N	0.94964 E
Pit Entry	2987m	52.46364 N	0.94774 E
Pit Exit	40m after FL	52.46338 N	0.94420 E
Pit Entry–Pit Exit 246m, 14.7s @60kph, 11.0s @80kph			

All results available at [www.tsl-timing.com](http://www.tsl-timing.com)

**BMCRC - MRO Championships 2018 - Rnd 8 @ Snetterton 200**

**Chilton Motors BMZRC 250 MZ & Blue Haze 2-Stroke GP**

**QUALIFYING - CLASSIFICATION**

POS	NO	CL	PIC NAME	ENTRY	TIME	ON	LAPS	GAP	DIFF	MPH
1	53	GP	1 Mark WHITING	Yamaha -	1:27.643	8	8			81.49
2	81	GPF	1 Scott GRANT	Yamaha - SEAGER engineering/ Motaa Cycle Parts	1:27.987	4	8	0.344	0.344	81.17
3	97	GP	2 Reece GUYETT	Yamaha - rose mot	1:28.199	5	7	0.556	0.212	80.98
4	83	GPF	2 Paul GODBOLD	Yamaha - Hill farm tree services	1:29.123	8	8	1.480	0.924	80.14
5	190	GP	3 Peter THORNE	Yamaha - Aspire Classic Restorations	1:30.128	5	6	2.485	1.005	79.24
6	125	GPF	3 Ben MILES	Honda - Allspeed	1:30.297	7	7	2.654	0.169	79.10
7	2	GP	4 Nick BEDFORD	Yamaha - Banx Race Paint	1:30.608	6	8	2.965	0.311	78.82
8	21	GPF	4 Ben HUNTER	Yamaha -	1:30.738	6	6	3.095	0.130	78.71
9	144	GPF	5 Stephen DUNN	Yamaha -	1:31.063	4	5	3.420	0.325	78.43
10	95		1 Christopher ROGERS	MZ - CB Racing	1:31.912	6	7	4.269	0.849	77.71
11	82		2 Mark TAYLOR	MZ - Longhove Contracts	1:33.291	3	5	5.648	1.379	76.56
12	61	GPF	6 Ian READ	Suzuki - MiMS Racing, Discountbikesparts.co.uk	1:33.727	6	7	6.084	0.436	76.20
13	17	GPF	7 David PATERSON	Yamaha - Lots of overtime	1:33.987	4	8	6.344	0.260	75.99
14	96		3 Chris KENT	MZ - Me, Myself & I	1:34.032	3	5	6.389	0.045	75.95
15	68		4 Graham GARRIQUES	MZ -	1:35.105	6	7	7.462	1.073	75.10
16	9		5 Gary HOWLETT	MZ - HS Racing	1:35.242	8	8	7.599	0.137	74.99
17	85		6 Andrew WALES	MZ - Illuminated Design LTD	1:36.755	3	8	9.112	1.513	73.82
18	20		7 Christopher WATSON	MZ - Expert Locksmiths Medway	1:39.023	4	7	11.380	2.268	72.13
19	32	R	1 John ASHMEAD	MZ -	1:39.784	6	7	12.141	0.761	71.57
20	47		8 Richard FAYERS	MZ -	1:41.747	6	7	14.104	1.963	70.19
21	38		9 Chris PETTET	MZ -	1:41.932	6	7	14.289	0.185	70.07
22	56		10 Russell TURNER	MZ -	1:42.410	7	7	14.767	0.478	69.74
23	6		11 Jerry FROST	MZ -	1:45.776	5	6	18.133	3.366	67.52
24	25		12 Chris CHADDERTON	MZ -	1:46.882	6	6	19.239	1.106	66.82
25	60	GPF	8 Daniel GOUGH	Yamaha - G Force Motorcycles	1:58.251	2	2	30.608	11.369	60.40
26	35	GPF	9 Evann PENDRILL	Aprilia - AVClassics			1			

Weather / Track : Bright / Dry

These results are provisional until the conclusion of any judicial and technical matters.

Snetterton 200

Circuit Length = 1.9840 miles

Start: 10:19 Flag 10:31 End: 10:33

Clerk Of Course :	Timekeeper :
-------------------	--------------

Results can be found at [www.tsl-timing.com](http://www.tsl-timing.com)

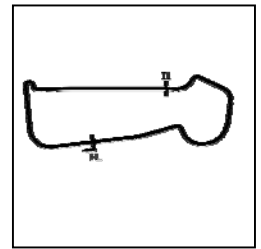
Printed - 10:34 Saturday, 25 August 2018



# BMCRC - MRO Championships 2018 - Rnd 8 @ Snetterton 200

## Chilton Motors BMZRC 250 MZ & Blue Haze 2-Stroke GP

### QUALIFYING - SECTOR ANALYSIS



SECTOR 1 = FL to I1, SECTOR 2 = I1 to FL, DIFF = Difference To Personal Best Lap, P = Crossed Finish Line in Pit Lane, D = Time Disallowed

P1 53 GP		Mark WHITING		Yamaha -			
IDEAL LAP TIME : 1:27.643		BEST LAP TIME : 1:27.643		DIFFERENCE : 0.000			
LAP	SECTOR 1	SECTOR 2	LAP TIME	MPH	DIFF	TIME OF DAY	
1 -	54.610	52.296	1:46.906	66.81	19.263	10:22:07.319	
2 -	42.619	48.818	1:31.437	78.11	3.794	10:23:38.756	
3 -	42.706	47.223	1:29.929	79.42	2.286	10:25:08.685	
4 -	41.463	47.459	1:28.922 (3)	80.32	1.279	10:26:37.607	
5 -	42.194	48.389	1:30.583	78.85	2.940	10:28:08.190	
6 -	41.820	47.336	1:29.156	80.11	1.513	10:29:37.346	
7 -	41.239	47.274	1:28.513 (2)	80.69	0.870	10:31:05.859	
8 -	<b>40.783</b>	<b>46.860</b>	<b>1:27.643 (1)</b>	<b>81.49</b>		<b>10:32:33.502</b>	

P2 81 GPF		Scott GRANT		Yamaha - SEAGER engineering/ Motaa Cycle Parts			
IDEAL LAP TIME : 1:27.879		BEST LAP TIME : 1:27.987		DIFFERENCE : 0.108			
LAP	SECTOR 1	SECTOR 2	LAP TIME	MPH	DIFF	TIME OF DAY	
1 -	45.562	47.691	1:33.253	76.59	5.266	10:22:36.843	
2 -	42.479	47.026	1:29.505	79.80	1.518	10:24:06.348	
3 -	42.333	46.351	1:28.684 (2)	80.53	0.697	10:25:35.032	
4 -	41.923	<b>46.064</b>	<b>1:27.987 (1)</b>	<b>81.17</b>		<b>10:27:03.019</b>	
5 -	<b>41.815</b>	47.583	1:29.398	79.89	1.411	10:28:32.417	
6 -	42.131	46.616	1:28.747 (3)	80.48	0.760	10:30:01.164	
7 -	42.152	48.199	1:30.351	79.05	2.364	10:31:31.515	
8 -	43.208	47.525	1:30.733	78.72	2.746	10:33:02.248	

P3 97 GP		Reece GUYETT		Yamaha - rose mot			
IDEAL LAP TIME : 1:28.066		BEST LAP TIME : 1:28.199		DIFFERENCE : 0.133			
LAP	SECTOR 1	SECTOR 2	LAP TIME	MPH	DIFF	TIME OF DAY	
1 -	OUTLAP	52.505	1:41.798	70.16	13.599	10:23:35.030	
2 -	42.916	48.628	1:31.544	78.02	3.345	10:25:06.574	
3 -	42.092	46.676	1:28.768	80.46	0.569	10:26:35.342	
4 -	41.836	46.896	1:28.732 (3)	80.49	0.533	10:28:04.074	
5 -	41.750	<b>46.449</b>	<b>1:28.199 (1)</b>	<b>80.98</b>		<b>10:29:32.273</b>	
6 -	41.657	48.144	1:29.801	79.53	1.602	10:31:02.074	
7 -	<b>41.617</b>	46.623	1:28.240 (2)	80.94	0.041	10:32:30.314	

P4 83 GPF		Paul GODBOLD		Yamaha - Hill farm tree services			
IDEAL LAP TIME : 1:28.760		BEST LAP TIME : 1:29.123		DIFFERENCE : 0.363			
LAP	SECTOR 1	SECTOR 2	LAP TIME	MPH	DIFF	TIME OF DAY	
1 -	49.205	50.305	1:39.510	71.77	10.387	10:21:44.535	
2 -	43.787	48.507	1:32.294	77.38	3.171	10:23:16.829	
3 -	43.224	47.022	1:30.246 (3)	79.14	1.123	10:24:47.075	
4 -	44.149	48.363	1:32.512	77.20	3.389	10:26:19.587	
5 -	43.199	47.304	1:30.503	78.92	1.380	10:27:50.090	
6 -	42.989	47.490	1:30.479	78.94	1.356	10:29:20.569	
7 -	<b>42.117</b>	47.221	1:29.338 (2)	79.94	0.215	10:30:49.907	
8 -	42.480	<b>46.643</b>	<b>1:29.123 (1)</b>	<b>80.14</b>		<b>10:32:19.030</b>	

P5 190 GP		Peter THORNE		Yamaha - Aspire Classic Restorations			
IDEAL LAP TIME : 1:29.865		BEST LAP TIME : 1:30.128		DIFFERENCE : 0.263			
LAP	SECTOR 1	SECTOR 2	LAP TIME	MPH	DIFF	TIME OF DAY	
1 -	47.727	50.632	1:38.359	72.61	8.231	10:21:42.776	
2 -	44.011	48.681	1:32.692	77.05	2.564	10:23:15.468	
3 -	43.253	<b>47.206</b>	1:30.459 (2)	78.95	0.331	10:24:45.927	
4 -	43.323	47.473	1:30.796 (3)	78.66	0.668	10:26:16.723	
5 -	<b>42.659</b>	47.469	<b>1:30.128 (1)</b>	<b>79.24</b>		<b>10:27:46.851</b>	
6 -	42.779	48.429	1:31.208	78.31	1.080	10:29:18.059	

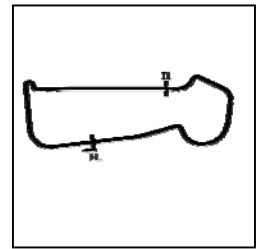
Weather / Track : Bright / Dry

Snetterton 200  
Circuit Length = 1.9840 miles  
Start: 10:19 Flag 10:31 End: 10:33

# BMCRC - MRO Championships 2018 - Rnd 8 @ Snetterton 200

## Chilton Motors BMZRC 250 MZ & Blue Haze 2-Stroke GP

### QUALIFYING - SECTOR ANALYSIS



SECTOR 1 = FL to I1, SECTOR 2 = I1 to FL, DIFF = Difference To Personal Best Lap, P = Crossed Finish Line in Pit Lane, D = Time Disallowed

P6 125 GPF Ben MILES			Honda - Allspeed			
IDEAL LAP TIME : 1:30.297		BEST LAP TIME : 1:30.297		DIFFERENCE : 0.000		
LAP	SECTOR 1	SECTOR 2	LAP TIME	MPH	DIFF	TIME OF DAY
1 -	OUTLAP	54.566	1:46.271	67.21	15.974	10:23:36.801
2 -	47.122	52.987	1:40.109	71.34	9.812	10:25:16.910
3 -	45.714	49.221	1:34.935	75.23	4.638	10:26:51.845
4 -	43.844	49.148	1:32.992 (3)	76.80	2.695	10:28:24.837
5 -	46.069	49.136	1:35.205	75.02	4.908	10:30:00.042
6 -	42.929	48.154	1:31.083 (2)	78.41	0.786	10:31:31.125
7 -	<b>42.901</b>	<b>47.396</b>	<b>1:30.297 (1)</b>	<b>79.10</b>		<b>10:33:01.422</b>

P7 2 GP Nick BEDFORD			Yamaha - Banx Race Paint			
IDEAL LAP TIME : 1:30.377		BEST LAP TIME : 1:30.608		DIFFERENCE : 0.231		
LAP	SECTOR 1	SECTOR 2	LAP TIME	MPH	DIFF	TIME OF DAY
1 -	49.200	51.899	1:41.099	70.64	10.491	10:21:51.787
2 -	44.230	49.604	1:33.834	76.11	3.226	10:23:25.621
3 -	43.515	49.270	1:32.785	76.97	2.177	10:24:58.406
4 -	42.865	48.629	1:31.494	78.06	0.886	10:26:29.900
5 -	43.023	48.591	1:31.614	77.96	1.006	10:28:01.514
6 -	42.570	<b>48.038</b>	<b>1:30.608 (1)</b>	<b>78.82</b>		<b>10:29:32.122</b>
7 -	42.365	48.703	1:31.068 (3)	78.43	0.460	10:31:03.190
8 -	<b>42.339</b>	48.374	1:30.713 (2)	78.73	0.105	10:32:33.903

P8 21 GPF Ben HUNTER			Yamaha -			
IDEAL LAP TIME : 1:30.699		BEST LAP TIME : 1:30.738		DIFFERENCE : 0.039		
LAP	SECTOR 1	SECTOR 2	LAP TIME	MPH	DIFF	TIME OF DAY
1 -	48.524	50.453	1:38.977	72.16	8.239	10:21:43.448
2 -	43.332	49.302	1:32.634	77.10	1.896	10:23:16.082
3 -	43.113	48.065	1:31.178 (2)	78.33	0.440	10:24:47.260
4 -	43.042	48.449	1:31.491	78.06	0.753	10:26:18.751
5 -	43.474	47.990	1:31.464 (3)	78.09	0.726	10:27:50.215
6 -	42.886	<b>47.852</b>	<b>1:30.738 (1)</b>	<b>78.71</b>		<b>10:29:20.953</b>

P9 144 GPF Stephen DUNN			Yamaha -			
IDEAL LAP TIME : 1:31.063		BEST LAP TIME : 1:31.063		DIFFERENCE : 0.000		
LAP	SECTOR 1	SECTOR 2	LAP TIME	MPH	DIFF	TIME OF DAY
1 -	51.368	54.191	1:45.559	67.66	14.496	10:22:05.059
2 -	43.745	49.750	1:33.495	76.39	2.432	10:23:38.554
3 -	43.333	48.923	1:32.256 (2)	77.42	1.193	10:25:10.810
4 -	<b>42.802</b>	<b>48.261</b>	<b>1:31.063 (1)</b>	<b>78.43</b>		<b>10:26:41.873</b>
5 -	43.151	49.686	1:32.837 (3)	76.93	1.774	10:28:14.710

P10 95 Christopher ROGERS			MZ - CB Racing			
IDEAL LAP TIME : 1:31.912		BEST LAP TIME : 1:31.912		DIFFERENCE : 0.000		
LAP	SECTOR 1	SECTOR 2	LAP TIME	MPH	DIFF	TIME OF DAY
1 -	50.301	50.811	1:41.112	70.63	9.200	10:21:40.156
2 -	45.989	48.605	1:34.594	75.50	2.682	10:23:14.750
3 -	45.492	49.232	1:34.724	75.40	2.812	10:24:49.474
4 -	45.155	47.596	1:32.751 (3)	77.00	0.839	10:26:22.225
5 -	44.950	47.195	1:32.145 (2)	77.51	0.233	10:27:54.370
6 -	<b>44.728</b>	<b>47.184</b>	<b>1:31.912 (1)</b>	<b>77.71</b>		<b>10:29:26.282</b>
7 -	46.187	47.735	1:33.922	76.04	2.010	10:31:00.204

P11 82 Mark TAYLOR			MZ - Longhove Contracts			
IDEAL LAP TIME : 1:32.450		BEST LAP TIME : 1:33.291		DIFFERENCE : 0.841		
LAP	SECTOR 1	SECTOR 2	LAP TIME	MPH	DIFF	TIME OF DAY
1 -	48.951	50.042	1:38.993	72.15	5.702	10:21:46.696
2 -	46.061	49.057	1:35.118 (3)	75.09	1.827	10:23:21.814

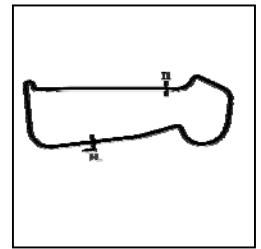
Weather / Track : Bright / Dry

Snetterton 200  
Circuit Length = 1.9840 miles  
Start: 10:19 Flag 10:31 End: 10:33

# BMCRC - MRO Championships 2018 - Rnd 8 @ Snetterton 200

## Chilton Motors BMZRC 250 MZ & Blue Haze 2-Stroke GP

### QUALIFYING - SECTOR ANALYSIS



SECTOR 1 = FL to I1, SECTOR 2 = I1 to FL, DIFF = Difference To Personal Best Lap, P = Crossed Finish Line in Pit Lane, D = Time Disallowed

3 -	45.847	<b>47.444</b>	<b>1:33.291 (1)</b>	<b>76.56</b>		<b>10:24:55.105</b>
4 -	<b>45.006</b>	49.781	1:34.787 (2)	75.35	1.496	10:26:29.892
5 -	47.154	48.932	1:36.086	74.33	2.795	10:28:05.978

<b>P12 61 GPF Ian READ</b>			Suzuki - MiMS Racing, Discountbikespares.co.uk			
IDEAL LAP TIME : 1:33.727		BEST LAP TIME : 1:33.727	DIFFERENCE : 0.000			
LAP	SECTOR 1	SECTOR 2	LAP TIME	MPH	DIFF	TIME OF DAY
1 -	51.166	51.807	1:42.973	69.36	9.246	10:21:49.664
2 -	45.121	50.194	1:35.315	74.93	1.588	10:23:24.979
3 -	44.698	50.326	1:35.024	75.16	1.297	10:25:00.003
4 -	45.114	49.472	1:34.586 (3)	75.51	0.859	10:26:34.589
5 -	44.644	50.355	1:34.999	75.18	1.272	10:28:09.588
6 -	<b>44.266</b>	<b>49.461</b>	<b>1:33.727 (1)</b>	<b>76.20</b>		<b>10:29:43.315</b>
7 -	44.316	50.123	1:34.439 (2)	75.63	0.712	10:31:17.754

<b>P13 17 GPF David PATERSON</b>			Yamaha - Lots of overtime			
IDEAL LAP TIME : 1:33.730		BEST LAP TIME : 1:33.987	DIFFERENCE : 0.257			
LAP	SECTOR 1	SECTOR 2	LAP TIME	MPH	DIFF	TIME OF DAY
1 -	51.086	53.040	1:44.126	68.59	10.139	10:21:46.753
2 -	45.755	52.383	1:38.138	72.78	4.151	10:23:24.891
3 -	45.568	50.687	1:36.255	74.20	2.268	10:25:01.146
4 -	44.102	<b>49.885</b>	<b>1:33.987 (1)</b>	<b>75.99</b>		<b>10:26:35.133</b>
5 -	44.472	50.670	1:35.142	75.07	1.155	10:28:10.275
6 -	<b>43.845</b>	50.161	1:34.006 (2)	75.97	0.019	10:29:44.281
7 -	44.256	50.000	1:34.256 (3)	75.77	0.269	10:31:18.537
8 -	44.961	50.119	1:35.080	75.12	1.093	10:32:53.617

<b>P14 96 Chris KENT</b>			MZ - Me, Myself & I			
IDEAL LAP TIME : 1:33.950		BEST LAP TIME : 1:34.032	DIFFERENCE : 0.082			
LAP	SECTOR 1	SECTOR 2	LAP TIME	MPH	DIFF	TIME OF DAY
1 -	51.030	51.363	1:42.393	69.75	8.361	10:21:41.807
2 -	45.555	50.647	1:36.202	74.24	2.170	10:23:18.009
3 -	45.525	<b>48.507</b>	<b>1:34.032 (1)</b>	<b>75.95</b>		<b>10:24:52.041</b>
4 -	45.498	48.622	1:34.120 (2)	75.88	0.088	10:26:26.161
5 -	<b>45.443</b>	49.309	1:34.752 (3)	75.38	0.720	10:28:00.913

<b>P15 68 Graham GARRIQUES</b>			MZ -			
IDEAL LAP TIME : 1:35.105		BEST LAP TIME : 1:35.105	DIFFERENCE : 0.000			
LAP	SECTOR 1	SECTOR 2	LAP TIME	MPH	DIFF	TIME OF DAY
1 -	57.338	55.515	1:52.853	63.29	17.748	10:22:08.405
2 -	48.617	50.785	1:39.402	71.85	4.297	10:23:47.807
3 -	47.097	49.715	1:36.812	73.77	1.707	10:25:24.619
4 -	46.878	49.173	1:36.051	74.36	0.946	10:27:00.670
5 -	46.389	49.183	1:35.572 (3)	74.73	0.467	10:28:36.242
6 -	<b>46.170</b>	<b>48.935</b>	<b>1:35.105 (1)</b>	<b>75.10</b>		<b>10:30:11.347</b>
7 -	46.302	49.099	1:35.401 (2)	74.86	0.296	10:31:46.748

<b>P16 9 Gary HOWLETT</b>			MZ - HS Racing			
IDEAL LAP TIME : 1:35.074		BEST LAP TIME : 1:35.242	DIFFERENCE : 0.168			
LAP	SECTOR 1	SECTOR 2	LAP TIME	MPH	DIFF	TIME OF DAY
1 -	50.354	50.947	1:41.301	70.50	6.059	10:21:55.953
2 -	47.520	51.728	1:39.248	71.96	4.006	10:23:35.201
3 -	<b>46.243</b>	49.533	1:35.776 (3)	74.57	0.534	10:25:10.977
4 -	46.327	48.995	1:35.322 (2)	74.93	0.080	10:26:46.299
5 -	46.638	49.838	1:36.476	74.03	1.234	10:28:22.775
6 -	46.443	50.239	1:36.682	73.87	1.440	10:29:59.457
7 -	46.813	49.031	1:35.844	74.52	0.602	10:31:35.301
8 -	46.411	<b>48.831</b>	<b>1:35.242 (1)</b>	<b>74.99</b>		<b>10:33:10.543</b>

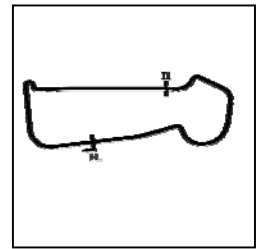
Weather / Track : Bright / Dry

Snetterton 200  
Circuit Length = 1.9840 miles  
Start: 10:19 Flag 10:31 End: 10:33

# BMCRC - MRO Championships 2018 - Rnd 8 @ Snetterton 200

## Chilton Motors BMZRC 250 MZ & Blue Haze 2-Stroke GP

### QUALIFYING - SECTOR ANALYSIS



SECTOR 1 = FL to I1, SECTOR 2 = I1 to FL, DIFF = Difference To Personal Best Lap, P = Crossed Finish Line in Pit Lane, D = Time Disallowed

P17 85		Andrew WALES		MZ - Illuminated Design LTD		
IDEAL LAP TIME : 1:36.560		BEST LAP TIME : 1:36.755		DIFFERENCE : 0.195		
LAP	SECTOR 1	SECTOR 2	LAP TIME	MPH	DIFF	TIME OF DAY
1 -	49.689	50.838	1:40.527	71.05	3.772	10:21:39.321
2 -	47.091	50.223	1:37.314 (3)	73.39	0.559	10:23:16.635
3 -	47.015	<b>49.740</b>	<b>1:36.755 (1)</b>	<b>73.82</b>		<b>10:24:53.390</b>
4 -	<b>46.820</b>	50.759	1:37.579	73.19	0.824	10:26:30.969
5 -	47.720	50.675	1:38.395	72.59	1.640	10:28:09.364
6 -	47.668	50.426	1:38.094	72.81	1.339	10:29:47.458
7 -	47.018	50.266	1:37.284 (2)	73.41	0.529	10:31:24.742
8 -	47.651	50.182	1:37.833	73.00	1.078	10:33:02.575

P18 20		Christopher WATSON		MZ - Expert Locksmiths Medway		
IDEAL LAP TIME : 1:38.702		BEST LAP TIME : 1:39.023		DIFFERENCE : 0.321		
LAP	SECTOR 1	SECTOR 2	LAP TIME	MPH	DIFF	TIME OF DAY
1 -	51.791	51.941	1:43.732	68.85	4.709	10:21:49.280
2 -	49.636	51.190	1:40.826	70.84	1.803	10:23:30.106
3 -	48.776	51.190	1:39.966	71.44	0.943	10:25:10.072
4 -	<b>48.101</b>	50.922	<b>1:39.023 (1)</b>	<b>72.13</b>		<b>10:26:49.095</b>
5 -	48.518	51.531	1:40.049	71.39	1.026	10:28:29.144
6 -	48.879	50.981	1:39.860 (3)	71.52	0.837	10:30:09.004
7 -	48.786	<b>50.601</b>	1:39.387 (2)	71.86	0.364	10:31:48.391

P19 32 R		John ASHMEAD		MZ -		
IDEAL LAP TIME : 1:39.478		BEST LAP TIME : 1:39.784		DIFFERENCE : 0.306		
LAP	SECTOR 1	SECTOR 2	LAP TIME	MPH	DIFF	TIME OF DAY
1 -	51.648	52.014	1:43.662	68.90	3.878	10:21:40.650
2 -	47.942	52.199	1:40.141 (3)	71.32	0.357	10:23:20.791
3 -	48.092	53.146	1:41.238	70.55	1.454	10:25:02.029
4 -	48.871	52.423	1:41.294	70.51	1.510	10:26:43.323
5 -	48.332	<b>51.794</b>	1:40.126 (2)	71.33	0.342	10:28:23.449
6 -	<b>47.684</b>	52.100	<b>1:39.784 (1)</b>	<b>71.57</b>		<b>10:30:03.233</b>
7 -	48.842	53.200	1:42.042	69.99	2.258	10:31:45.275

P20 47		Richard FAYERS		MZ -		
IDEAL LAP TIME : 1:41.668		BEST LAP TIME : 1:41.747		DIFFERENCE : 0.079		
LAP	SECTOR 1	SECTOR 2	LAP TIME	MPH	DIFF	TIME OF DAY
1 -	51.402	53.145	1:44.547	68.31	2.800	10:21:42.817
2 -	49.588	54.715	1:44.303	68.47	2.556	10:23:27.120
3 -	50.505	53.424	1:43.929	68.72	2.182	10:25:11.049
4 -	50.001	52.423	1:42.424 (2)	69.73	0.677	10:26:53.473
5 -	50.697	52.273	1:42.970	69.36	1.223	10:28:36.443
6 -	<b>49.412</b>	52.335	<b>1:41.747 (1)</b>	<b>70.19</b>		<b>10:30:18.190</b>
7 -	50.170	<b>52.256</b>	1:42.426 (3)	69.73	0.679	10:32:00.616

P21 38		Chris PETTET		MZ -		
IDEAL LAP TIME : 1:41.932		BEST LAP TIME : 1:41.932		DIFFERENCE : 0.000		
LAP	SECTOR 1	SECTOR 2	LAP TIME	MPH	DIFF	TIME OF DAY
1 -	52.603	54.317	1:46.920	66.80	4.988	10:21:59.661
2 -	50.091	54.131	1:44.222	68.53	2.290	10:23:43.883
3 -	49.547	53.829	1:43.376	69.09	1.444	10:25:27.259
4 -	49.679	53.707	1:43.386	69.08	1.454	10:27:10.645
5 -	49.669	53.138	1:42.807 (3)	69.47	0.875	10:28:53.452
6 -	<b>48.877</b>	<b>53.055</b>	<b>1:41.932 (1)</b>	<b>70.07</b>		<b>10:30:35.384</b>
7 -	49.209	53.141	1:42.350 (2)	69.78	0.418	10:32:17.734

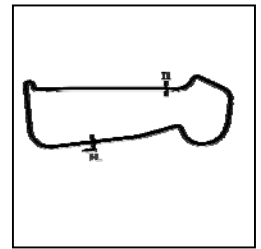
Weather / Track : Bright / Dry

Snetterton 200  
Circuit Length = 1.9840 miles  
Start: 10:19 Flag 10:31 End: 10:33

# BMCRC - MRO Championships 2018 - Rnd 8 @ Snetterton 200

## Chilton Motors BMZRC 250 MZ & Blue Haze 2-Stroke GP

### QUALIFYING - SECTOR ANALYSIS



SECTOR 1 = FL to I1, SECTOR 2 = I1 to FL, DIFF = Difference To Personal Best Lap, P = Crossed Finish Line in Pit Lane, D = Time Disallowed

P22 56		Russell TURNER		MZ -		
IDEAL LAP TIME : 1:42.410		BEST LAP TIME : 1:42.410		DIFFERENCE : 0.000		
LAP	SECTOR 1	SECTOR 2	LAP TIME	MPH	DIFF	TIME OF DAY
1 -	55.035	57.639	1:52.674	63.39	10.264	10:22:08.088
2 -	49.488	54.540	1:44.028	68.65	1.618	10:23:52.116
3 -	49.413	54.253	1:43.666	68.89	1.256	10:25:35.782
4 -	49.844	54.252	1:44.096	68.61	1.686	10:27:19.878
5 -	49.227	53.759	1:42.986 (2)	69.35	0.576	10:29:02.864
6 -	49.423	53.709	1:43.132 (3)	69.25	0.722	10:30:45.996
7 -	<b>48.890</b>	<b>53.520</b>	<b>1:42.410 (1)</b>	<b>69.74</b>		<b>10:32:28.406</b>

P23 6		Jerry FROST		MZ -		
IDEAL LAP TIME : 1:45.600		BEST LAP TIME : 1:45.776		DIFFERENCE : 0.176		
LAP	SECTOR 1	SECTOR 2	LAP TIME	MPH	DIFF	TIME OF DAY
1 -	1:01.034	1:01.686	2:02.720	58.20	16.944	10:22:07.208
2 -	52.424	58.235	1:50.659	64.54	4.883	10:23:57.867
3 -	55.496	55.750	1:51.246	64.20	5.470	10:25:49.113
4 -	51.741	55.574	1:47.315 (3)	66.55	1.539	10:27:36.428
5 -	50.907	<b>54.869</b>	<b>1:45.776 (1)</b>	<b>67.52</b>		<b>10:29:22.204</b>
6 -	51.200	54.998	1:46.198 (2)	67.25	0.422	10:31:08.402

P24 25		Chris CHADDERTON		MZ -		
IDEAL LAP TIME : 1:46.564		BEST LAP TIME : 1:46.882		DIFFERENCE : 0.318		
LAP	SECTOR 1	SECTOR 2	LAP TIME	MPH	DIFF	TIME OF DAY
1 -	56.066	1:00.233	1:56.299	61.41	9.417	10:22:10.086
2 -	<b>50.598</b>	57.316	1:47.914 (3)	66.18	1.032	10:23:58.000
3 -	51.156	57.016	1:48.172	66.02	1.290	10:25:46.172
4 -	51.394	57.091	1:48.485	65.83	1.603	10:27:34.657
5 -	51.569	<b>55.966</b>	1:47.535 (2)	66.42	0.653	10:29:22.192
6 -	50.887	55.995	<b>1:46.882 (1)</b>	<b>66.82</b>		<b>10:31:09.074</b>

P25 60 GPF		Daniel GOUGH		Yamaha - G Force Motorcycles		
IDEAL LAP TIME : 1:58.251		BEST LAP TIME : 1:58.251		DIFFERENCE : 0.000		
LAP	SECTOR 1	SECTOR 2	LAP TIME	MPH	DIFF	TIME OF DAY
1 -	1:02.618	1:03.333	2:05.951 (2)	56.70	7.700	10:22:15.302
2 -	<b>57.857</b>	<b>1:00.394</b>	<b>1:58.251 (1)</b>	<b>60.40</b>		<b>10:24:13.553</b>

P26 35 GPF		Evann PENDRILL		Aprilia - AVClassics		
IDEAL LAP TIME :		BEST LAP TIME :		DIFFERENCE :		
LAP	SECTOR 1	SECTOR 2	LAP TIME	MPH	DIFF	TIME OF DAY
1 -	<b>56.178</b>	<b>IN PIT</b>	2:43.713 P	43.62		10:22:51.992

# BMCRC - MRO Championships 2018 - Rnd 8 @ Snetterton 200

## Chilton Motors BMZRC 250 MZ & Blue Haze 2-Stroke GP

### QUALIFYING - BEST SECTORS

SECTOR 1			SECTOR 2			IDEAL / BEST COMPARISON						
POS	NO	NAME	TIME	NO	NAME	TIME	POS	NO	NAME	IDEAL	BEST	DIFF
									<b>PERFECT LAP</b>	<b>1:26.847</b>		
1	53	WHITING	<b>40.783</b>	81	GRANT	<b>46.064</b>	1	53	WHITING	1:27.643	1:27.643	0.000
2	97	GUYETT	<b>41.617</b>	97	GUYETT	<b>46.449</b>	2	81	GRANT	1:27.879	1:27.987	0.108
3	81	GRANT	<b>41.815</b>	83	GODBOLD	<b>46.643</b>	3	97	GUYETT	1:28.066	1:28.199	0.133
4	83	GODBOLD	<b>42.117</b>	53	WHITING	<b>46.860</b>	4	83	GODBOLD	1:28.760	1:29.123	0.363
5	2	BEDFORD	<b>42.339</b>	95	ROGERS	<b>47.184</b>	5	190	THORNE	1:29.865	1:30.128	0.263
6	190	THORNE	<b>42.659</b>	190	THORNE	<b>47.206</b>	6	125	MILES	1:30.297	1:30.297	0.000
7	144	DUNN	<b>42.802</b>	125	MILES	<b>47.396</b>	7	2	BEDFORD	1:30.377	1:30.608	0.231
8	21	HUNTER	<b>42.847</b>	82	TAYLOR	<b>47.444</b>	8	21	HUNTER	1:30.699	1:30.738	0.039
9	125	MILES	<b>42.901</b>	21	HUNTER	<b>47.852</b>	9	144	DUNN	1:31.063	1:31.063	0.000
10	17	PATERSON	<b>43.845</b>	2	BEDFORD	<b>48.038</b>	10	95	ROGERS	1:31.912	1:31.912	0.000
11	61	READ	<b>44.266</b>	144	DUNN	<b>48.261</b>	11	82	TAYLOR	1:32.450	1:33.291	0.841
12	95	ROGERS	<b>44.728</b>	96	KENT	<b>48.507</b>	12	61	READ	1:33.727	1:33.727	0.000
13	82	TAYLOR	<b>45.006</b>	9	HOWLETT	<b>48.831</b>	13	17	PATERSON	1:33.730	1:33.987	0.257
14	96	KENT	<b>45.443</b>	68	GARRIQUES	<b>48.935</b>	14	96	KENT	1:33.950	1:34.032	0.082
15	68	GARRIQUES	<b>46.170</b>	61	READ	<b>49.461</b>	15	9	HOWLETT	1:35.074	1:35.242	0.168
16	9	HOWLETT	<b>46.243</b>	85	WALES	<b>49.740</b>	16	68	GARRIQUES	1:35.105	1:35.105	0.000
17	85	WALES	<b>46.820</b>	17	PATERSON	<b>49.885</b>	17	85	WALES	1:36.560	1:36.755	0.195
18	32	ASHMEAD	<b>47.684</b>	20	WATSON	<b>50.601</b>	18	20	WATSON	1:38.702	1:39.023	0.321
19	20	WATSON	<b>48.101</b>	32	ASHMEAD	<b>51.794</b>	19	32	ASHMEAD	1:39.478	1:39.784	0.306
20	38	PETTET	<b>48.877</b>	47	FAYERS	<b>52.256</b>	20	47	FAYERS	1:41.668	1:41.747	0.079
21	56	TURNER	<b>48.890</b>	38	PETTET	<b>53.055</b>	21	38	PETTET	1:41.932	1:41.932	0.000
22	47	FAYERS	<b>49.412</b>	56	TURNER	<b>53.520</b>	22	56	TURNER	1:42.410	1:42.410	0.000
23	25	CHADDERTON	<b>50.598</b>	6	FROST	<b>54.869</b>	23	6	FROST	1:45.600	1:45.776	0.176
24	6	FROST	<b>50.731</b>	25	CHADDERTON	<b>55.966</b>	24	25	CHADDERTON	1:46.564	1:46.882	0.318
25	35	PENDRILL	<b>56.178</b>	60	GOUGH	<b>1:00.394</b>	25	60	GOUGH	1:58.251	1:58.251	0.000
26	60	GOUGH	<b>57.857</b>				26	35	PENDRILL			

Weather / Track : Bright / Dry

Results can be found at [www.tsl-timing.com](http://www.tsl-timing.com)

Snetterton 200

Circuit Length = 1.9840 miles

Start: 10:19 Flag 10:31 End: 10:33

Printed - 10:34 Saturday, 25 August 2018

**BMCRC - MRO Championships 2018 - Rnd 8 @ Snetterton 200**

**Chilton Motors BMZRC 250 MZ & Blue Haze 2-Stroke GP**

**RACE 5 - GRID (8 Laps)**

ROW 11	1	1	31	<b>35</b> Evann PENDRILL					
ROW 10	30	1:58.251	29	1:33.987	28	1:33.727	<b>60</b> Daniel GOUGH	<b>17</b> David PATERSON	<b>61</b> Ian READ
ROW 9	27	1:31.063	26	1:30.738	25	1:30.608	<b>144</b> Stephen DUNN	<b>21</b> Ben HUNTER	<b>2</b> Nick BEDFORD
ROW 8	24	1:30.297	23	1:30.128	22	1:29.123	<b>125</b> Ben MILES	<b>190</b> Peter THORNE	<b>83</b> Paul GODBOLD
ROW 7	21	1:28.199	20	1:27.987	19	1:27.643	<b>97</b> Reece GUYETT	<b>81</b> Scott GRANT	<b>53</b> Mark WHITING
ROW 6	18		17		16				
ROW 5	15		14		13	1:46.882	<b>69</b> Alexander MANN	<b>29</b> Simon HART	<b>25</b> Chris CHADDERTON
ROW 4	12	1:45.776	11	1:42.410	10	1:41.932	<b>6</b> Jerry FROST	<b>56</b> Russell TURNER	<b>38</b> Chris PETTET
ROW 3	9	1:41.747	8	1:39.784	7	1:39.023	<b>47</b> Richard FAYERS	<b>32</b> John ASHMEAD	<b>20</b> Christopher WATSON
ROW 2	6	1:36.755	5	1:35.242	4	1:35.105	<b>85</b> Andrew WALES	<b>9</b> Gary HOWLETT	<b>68</b> Graham GARRIQUES
ROW 1	3	1:34.032	2	1:33.291	1	1:31.912	<b>96</b> Chris KENT	<b>82</b> Mark TAYLOR	<b>95</b> Christopher ROGERS
									<b>Pole</b>

Snetterton 200  
 Circuit Length = 1.9840 miles

These results are provisional until the conclusion of any judicial and technical matters.

Clerk Of Course :	Timekeeper :
-------------------	--------------

Results can be found at [www.tsl-timing.com](http://www.tsl-timing.com)

Printed - 10:38 Saturday, 25 August 2018



**BMCRC - MRO Championships 2018 - Rnd 8 @ Snetterton 200**

**Chilton Motors BMZRC 250 MZ & Blue Haze 2-Stroke GP**

**RACE 5 - CLASSIFICATION**

POS	NO	CL	PIC NAME	ENTRY	LAPS	TIME	GAP	DIFF	MPH	BEST	ON
1	95		1 Christopher ROGERS	MZ - CB Racing	8	12:18.159			77.40	1:30.407	6
2	82		2 Mark TAYLOR	MZ - Longhove Contracts	8	12:18.287	0.128	0.128	77.39	1:30.769	6
3	96		3 Chris KENT	MZ - Me, Myself & I	8	12:18.924	0.765	0.637	77.32	1:30.954	6
4	53	GP	1 Mark WHITING	Yamaha -	8	12:38.255	20.096	19.331	75.35	1:25.636	8
5	125	GPF	1 Ben MILES	Honda - Allspeed	8	12:38.268	20.109	0.013	75.35	1:25.573	8
6	9		4 Gary HOWLETT	MZ - HS Racing	8	12:42.031	23.872	3.763	74.98	1:33.698	8
7	68		5 Graham GARRIQUES	MZ -	8	12:42.580	24.421	0.549	74.93	1:33.876	8
8	190	GP	2 Peter THORNE	Yamaha - Aspire Classic Restorations	8	12:46.905	28.746	4.325	74.50	1:27.745	2
9	2	GP	3 Nick BEDFORD	Yamaha - Banx Race Paint	8	12:47.207	29.048	0.302	74.47	1:27.738	7
10	81	GPF	2 Scott GRANT	Yamaha - SEAGER engineering/ Motaa Cycle Parts	8	12:47.668	29.509	0.461	74.43	1:27.982	7
11	21	GPF	3 Ben HUNTER	Yamaha -	8	12:57.524	39.365	9.856	73.49	1:28.345	2
12	83	GPF	4 Paul GODBOLD	Yamaha - Hill farm tree services	8	12:58.321	40.162	0.797	73.41	1:29.334	3
13	85		6 Andrew WALES	MZ - Illuminated Design LTD	8	13:02.445	44.286	4.124	73.02	1:35.545	3
14	47		7 Richard FAYERS	MZ -	8	13:11.876	53.717	9.431	72.15	1:37.841	4
15	60	GPF	5 Daniel GOUGH	Yamaha - G Force Motorcycles	8	13:17.689	59.530	5.813	71.63	1:30.720	8
16	17	GPF	6 David PATERSON	Yamaha - Lots of overtime	8	13:19.277	1:01.118	1.588	71.48	1:31.347	8
17	20		8 Christopher WATSON	MZ - Expert Locksmiths Medway	8	13:19.652	1:01.493	0.375	71.45	1:38.296	6
18	61	GPF	7 Ian READ	Suzuki - MiMS Racing, Discountbikespares.co.uk	8	13:24.751	1:06.592	5.099	71.00	1:32.197	7
19	32	R	1 John ASHMEAD	MZ -	8	13:32.468	1:14.309	7.717	70.32	1:39.809	6
20	38		9 Chris PETTET	MZ -	8	13:40.774	1:22.615	8.306	69.61	1:40.844	2
21	56		10 Russell TURNER	MZ -	8	13:53.693	1:35.534	12.919	68.53	1:42.037	2
22	25		11 Chris CHADDERTON	MZ -	7	12:20.512	1 Lap	1 Lap	67.51	1:43.402	4

NOT CLASSIFIED

DNF	6		Jerry FROST	MZ -	5	8:46.294	3 Laps	2 Laps	67.85	1:42.727	5
-----	---	--	-------------	------	---	----------	--------	--------	-------	----------	---

FASTEST LAP

125	GPF	Ben MILES	Honda - Allspeed	8	1:25.573	83.46 mph	134.32 kph
53	GP	Mark WHITING	Yamaha -	8	1:25.636	83.40 mph	134.22 kph
95		Christopher ROGERS	MZ - CB Racing	6	1:30.407	79.00 mph	127.14 kph
32	R	John ASHMEAD	MZ -	6	1:39.809	71.56 mph	115.16 kph

Class - 92.5% of Race Speed = 71.59 mph  
 Class GP - 92.5% of Race Speed = 69.69 mph  
 Class GPF - 92.5% of Race Speed = 69.69 mph  
 Class R - 92.5% of Race Speed = 65.04 mph

Snetterton 200  
 Circuit Length = 1.9840 miles  
 Start: 12:53 Flag 13:05 End: 13:07

Weather / Track : Bright / Dry

These results are provisional until the conclusion of any judicial and technical matters.

Clerk Of Course :	Timekeeper :
-------------------	--------------

Results can be found at [www.tsl-timing.com](http://www.tsl-timing.com)

Printed - 13:07 Saturday, 25 August 2018



# BMCRC - MRO Championships 2018 - Rnd 8 @ Snetterton 200

## Chilton Motors BMZRC 250 MZ & Blue Haze 2-Stroke GP

### RACE 5 - LAP CHART

#### LAP 1 @ 12:54:42.729

NO	BEHIND	LAP TIME
95		1:37.606
96	0.030	1:37.636
82	0.165	1:37.771
68	2.623	1:40.229
9	2.793	1:40.399
85	3.238	1:40.844
47	5.161	1:42.767
20	7.610	1:45.216
32	9.146	1:46.752
38	9.226	1:46.832
56	9.900	1:47.506
25	12.440	1:50.046
6	12.890	1:50.496
53	46.934	2:24.540
190	48.599	2:26.205
81	48.703	2:26.309
2	50.214	2:27.820
83	50.268	2:27.874
125	50.851	2:28.457
21	51.276	2:28.882
17	53.274	2:30.880
60	54.247	2:31.853
61	56.061	2:33.667

#### LAP 2 @ 12:56:14.147

NO	BEHIND	LAP TIME
95		1:31.418
82	0.493	1:31.746
96	0.543	1:31.931
68	5.812	1:34.607
9	5.903	1:34.528
85	7.579	1:35.759
47	12.224	1:38.481
20	15.794	1:39.602
38	18.652	1:40.844
32	19.615	1:41.887
56	20.519	1:42.037
6	25.483	1:44.011
25	25.937	1:44.915
53	43.527	1:28.011
190	44.926	1:27.745
81	46.253	1:28.968
2	46.914	1:28.118
125	46.928	1:27.495
21	48.203	1:28.345
83	49.093	1:30.243
17	54.354	1:32.498
60	54.876	1:32.047
61	58.436	1:33.793

#### LAP 3 @ 12:57:45.410

NO	BEHIND	LAP TIME
95		1:31.263
96	0.721	1:31.441
82	0.752	1:31.522
9	9.055	1:34.415
68	9.273	1:34.724
85	11.861	1:35.545
47	19.482	1:38.521
20	23.020	1:38.489
32	29.000	1:40.648

38	29.560	1:42.171
56	31.755	1:42.499
6	38.267	1:44.047
25	39.197	1:44.523
53	40.077	1:27.813
190	41.970	1:28.307
2	43.757	1:28.106
125	44.211	1:28.546
81	44.297	1:29.307
21	46.310	1:29.370
83	47.164	1:29.334
17	56.807	1:33.716
60	56.953	1:33.340
61	1:00.514	1:33.341

#### LAP 4 @ 12:59:18.256

NO	BEHIND	LAP TIME
95		1:32.846
96	0.097	1:32.222
82	0.137	1:32.231
68	11.459	1:35.032
9	11.494	1:35.285
85	15.291	1:36.276
47	24.477	1:37.841
20	28.628	1:38.454
53	36.427	1:29.196
32	36.730	1:40.576
190	37.820	1:28.696
38	38.823	1:42.109
125	39.457	1:28.092
2	39.993	1:29.082
81	40.370	1:28.919
56	42.036	1:43.127
21	43.233	1:29.769
83	44.046	1:29.728
25	49.753	1:43.402
6	50.434	1:45.013
17	56.453	1:32.492
60	56.644	1:32.537
61	1:00.461	1:32.793

#### LAP 5 @ 13:00:49.449

NO	BEHIND	LAP TIME
82		1:31.056
95	0.151	1:31.344
96	0.428	1:31.524
68	15.290	1:35.024
9	15.375	1:35.074
85	22.026	1:37.928
47	31.873	1:38.589
53	32.843	1:27.609
125	35.555	1:27.291
190	36.067	1:29.440
20	36.948	1:39.513
2	37.931	1:29.131
81	38.007	1:28.830
83	43.373	1:30.520
21	43.804	1:31.764
32	45.913	1:40.376
38	49.324	1:41.694
56	55.787	1:44.944
17	57.256	1:31.996
60	57.403	1:31.952
6	1:01.968	1:42.727

#### LAP 6 @ 13:02:20.007

NO	BEHIND	LAP TIME
95		1:30.407
82	0.211	1:30.769
96	0.824	1:30.954
9	19.367	1:34.550
68	19.445	1:34.713
85	28.173	1:36.705
53	30.591	1:28.306
125	31.483	1:26.486
190	34.138	1:28.629
2	35.564	1:28.191
81	36.077	1:28.628
47	39.743	1:38.428
83	42.851	1:30.036
21	42.984	1:29.738
20	44.686	1:38.296
32	55.164	1:39.809
17	1:00.196	1:33.498
60	1:00.237	1:33.392
38	1:00.833	1:42.067
61	1:04.890	1:33.193
56	1:08.276	1:43.047
25	1:19.673	1:45.723

#### LAP 7 @ 13:03:52.067

NO	BEHIND	LAP TIME
95		1:32.060
96	0.207	1:31.443
82	0.343	1:32.192
9	21.389	1:34.082
68	21.760	1:34.375
53	25.675	1:27.144
125	25.751	1:26.328
190	30.788	1:28.710
2	31.242	1:27.738
81	31.999	1:27.982
85	37.189	1:41.076
21	40.840	1:29.916
83	41.371	1:30.580
47	46.256	1:38.573
20	52.063	1:39.437
60	1:00.025	1:31.848
17	1:00.986	1:32.850
32	1:04.045	1:40.941
61	1:05.027	1:32.197
38	1:12.063	1:43.290
56	1:22.570	1:46.354

#### LAP 8 @ 13:05:23.282

NO	BEHIND	LAP TIME
95		1:31.215
82	0.128	1:31.000
96	0.765	1:31.773
25	1 Lap	1:45.955
53	20.096	1:25.636
125	20.109	1:25.573
9	23.872	1:33.698
68	24.421	1:33.876
190	28.746	1:29.173

2	29.048	1:29.021
81	29.509	1:28.725
21	39.365	1:29.740
83	40.162	1:30.006
85	44.286	1:38.312
47	53.717	1:38.676
60	59.530	1:30.720
17	1:01.118	1:31.347
20	1:01.493	1:40.645
61	1:06.592	1:32.780
32	1:14.309	1:41.479
38	1:22.615	1:41.767
56	1:35.534	1:44.179

Weather / Track : Bright / Dry

Snetterton 200

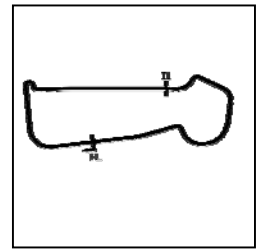
Circuit Length = 1.9840 miles

Start: 12:53 Flag 13:05 End: 13:07

# BMCRC - MRO Championships 2018 - Rnd 8 @ Snetterton 200

## Chilton Motors BMZRC 250 MZ & Blue Haze 2-Stroke GP

### RACE 5 - SECTOR ANALYSIS



SECTOR 1 = FL to I1, SECTOR 2 = I1 to FL, DIFF = Difference To Personal Best Lap, P = Crossed Finish Line in Pit Lane, D = Time Disallowed

P1 95 Christopher ROGERS		MZ - CB Racing				
IDEAL LAP TIME : 1:30.407		BEST LAP TIME : 1:30.407		DIFFERENCE : 0.000		
LAP	SECTOR 1	SECTOR 2	LAP TIME	MPH	DIFF	TIME OF DAY
1 -			1:37.606	73.17	7.199	12:54:42.729
2 -	44.550	46.868	1:31.418	78.13	1.011	12:56:14.147
3 -	44.647	46.616	1:31.263 (3)	78.26	0.856	12:57:45.410
4 -	45.382	47.464	1:32.846	76.92	2.439	12:59:18.256
5 -	44.699	46.645	1:31.344	78.19	0.937	13:00:49.600
6 -	<b>44.136</b>	<b>46.271</b>	<b>1:30.407 (1)</b>	<b>79.00</b>		<b>13:02:20.007</b>
7 -	44.652	47.408	1:32.060	77.58	1.653	13:03:52.067
8 -	44.350	46.865	1:31.215 (2)	78.30	0.808	13:05:23.282

P2 82 Mark TAYLOR		MZ - Longhove Contracts				
IDEAL LAP TIME : 1:30.483		BEST LAP TIME : 1:30.769		DIFFERENCE : 0.286		
LAP	SECTOR 1	SECTOR 2	LAP TIME	MPH	DIFF	TIME OF DAY
1 -			1:37.771	73.05	7.002	12:54:42.894
2 -	44.856	46.890	1:31.746	77.85	0.977	12:56:14.640
3 -	44.920	46.602	1:31.522	78.04	0.753	12:57:46.162
4 -	44.898	47.333	1:32.231	77.44	1.462	12:59:18.393
5 -	<b>44.357</b>	46.699	1:31.056 (3)	78.44	0.287	13:00:49.449
6 -	44.643	<b>46.126</b>	<b>1:30.769 (1)</b>	<b>78.68</b>		<b>13:02:20.218</b>
7 -	44.792	47.400	1:32.192	77.47	1.423	13:03:52.410
8 -	44.418	46.582	1:31.000 (2)	78.48	0.231	13:05:23.410

P3 96 Chris KENT		MZ - Me, Myself & I				
IDEAL LAP TIME : 1:30.285		BEST LAP TIME : 1:30.954		DIFFERENCE : 0.669		
LAP	SECTOR 1	SECTOR 2	LAP TIME	MPH	DIFF	TIME OF DAY
1 -			1:37.636	73.15	6.682	12:54:42.759
2 -	44.809	47.122	1:31.931	77.69	0.977	12:56:14.690
3 -	44.804	46.637	1:31.441 (2)	78.11	0.487	12:57:46.131
4 -	44.643	47.579	1:32.222	77.44	1.268	12:59:18.353
5 -	45.082	46.442	1:31.524	78.04	0.570	13:00:49.877
6 -	44.681	<b>46.273</b>	<b>1:30.954 (1)</b>	<b>78.52</b>		<b>13:02:20.831</b>
7 -	<b>44.012</b>	47.431	1:31.443 (3)	78.10	0.489	13:03:52.274
8 -	44.117	47.656	1:31.773	77.82	0.819	13:05:24.047

P4 53 GP Mark WHITING		Yamaha -				
IDEAL LAP TIME : 1:25.636		BEST LAP TIME : 1:25.636		DIFFERENCE : 0.000		
LAP	SECTOR 1	SECTOR 2	LAP TIME	MPH	DIFF	TIME OF DAY
1 -		46.656	2:24.540	49.41	58.904	12:55:29.663
2 -	41.721	46.290	1:28.011	81.15	2.375	12:56:57.674
3 -	41.039	46.774	1:27.813	81.33	2.177	12:58:25.487
4 -	41.866	47.330	1:29.196	80.07	3.560	12:59:54.683
5 -	41.192	46.417	1:27.609 (3)	81.52	1.973	13:01:22.292
6 -	41.179	47.127	1:28.306	80.88	2.670	13:02:50.598
7 -	40.771	46.373	1:27.144 (2)	81.96	1.508	13:04:17.742
8 -	<b>40.287</b>	<b>45.349</b>	<b>1:25.636 (1)</b>	<b>83.40</b>		<b>13:05:43.378</b>

P5 125 GPF Ben MILES		Honda - Allspeed				
IDEAL LAP TIME : 1:25.549		BEST LAP TIME : 1:25.573		DIFFERENCE : 0.024		
LAP	SECTOR 1	SECTOR 2	LAP TIME	MPH	DIFF	TIME OF DAY
1 -		47.247	2:28.457	48.11	1:02.884	12:55:33.580
2 -	40.839	46.656	1:27.495	81.63	1.922	12:57:01.075
3 -	42.099	46.447	1:28.546	80.66	2.973	12:58:29.621
4 -	41.735	46.357	1:28.092	81.08	2.519	12:59:57.713
5 -	41.305	45.986	1:27.291	81.82	1.718	13:01:25.004
6 -	40.753	45.733	1:26.486 (3)	82.58	0.913	13:02:51.490
7 -	<b>40.679</b>	45.649	1:26.328 (2)	82.73	0.755	13:04:17.818
8 -	40.703	<b>44.870</b>	<b>1:25.573 (1)</b>	<b>83.46</b>		<b>13:05:43.391</b>

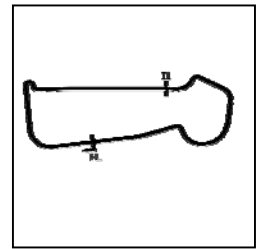
Weather / Track : Bright / Dry

Snetterton 200  
 Circuit Length = 1.9840 miles  
 Start: 12:53 Flag 13:05 End: 13:07

# BMCRC - MRO Championships 2018 - Rnd 8 @ Snetterton 200

## Chilton Motors BMZRC 250 MZ & Blue Haze 2-Stroke GP

### RACE 5 - SECTOR ANALYSIS



SECTOR 1 = FL to I1, SECTOR 2 = I1 to FL, DIFF = Difference To Personal Best Lap, P = Crossed Finish Line in Pit Lane, D = Time Disallowed

P6 9		Gary HOWLETT		MZ - HS Racing			
IDEAL LAP TIME : 1:33.375		BEST LAP TIME : 1:33.698		DIFFERENCE : 0.323			
LAP	SECTOR 1	SECTOR 2	LAP TIME	MPH	DIFF	TIME OF DAY	
1 -			1:40.399	71.14	6.701	12:54:45.522	
2 -	46.003	48.525	1:34.528	75.56	0.830	12:56:20.050	
3 -	46.129	48.286	1:34.415 (3)	75.65	0.717	12:57:54.465	
4 -	46.412	48.873	1:35.285	74.95	1.587	12:59:29.750	
5 -	46.184	48.890	1:35.074	75.12	1.376	13:01:04.824	
6 -	45.860	48.690	1:34.550	75.54	0.852	13:02:39.374	
7 -	<b>45.781</b>	48.301	1:34.082 (2)	75.91	0.384	13:04:13.456	
8 -	46.104	<b>47.594</b>	<b>1:33.698 (1)</b>	<b>76.22</b>		<b>13:05:47.154</b>	

P7 68		Graham GARRIQUES		MZ -			
IDEAL LAP TIME : 1:33.552		BEST LAP TIME : 1:33.876		DIFFERENCE : 0.324			
LAP	SECTOR 1	SECTOR 2	LAP TIME	MPH	DIFF	TIME OF DAY	
1 -			1:40.229	71.26	6.353	12:54:45.352	
2 -	46.019	48.588	1:34.607 (3)	75.49	0.731	12:56:19.959	
3 -	46.245	48.479	1:34.724	75.40	0.848	12:57:54.683	
4 -	46.001	49.031	1:35.032	75.15	1.156	12:59:29.715	
5 -	46.110	48.914	1:35.024	75.16	1.148	13:01:04.739	
6 -	45.725	48.988	1:34.713	75.41	0.837	13:02:39.452	
7 -	<b>45.699</b>	48.676	1:34.375 (2)	75.68	0.499	13:04:13.827	
8 -	46.023	<b>47.853</b>	<b>1:33.876 (1)</b>	<b>76.08</b>		<b>13:05:47.703</b>	

P8 190 GP		Peter THORNE		Yamaha - Aspire Classic Restorations			
IDEAL LAP TIME : 1:27.703		BEST LAP TIME : 1:27.745		DIFFERENCE : 0.042			
LAP	SECTOR 1	SECTOR 2	LAP TIME	MPH	DIFF	TIME OF DAY	
1 -		46.675	2:26.205	48.85	58.460	12:55:31.328	
2 -	41.884	45.861	<b>1:27.745 (1)</b>	<b>81.40</b>		<b>12:56:59.073</b>	
3 -	42.477	<b>45.830</b>	1:28.307 (2)	80.88	0.562	12:58:27.380	
4 -	42.257	46.439	1:28.696	80.52	0.951	12:59:56.076	
5 -	43.072	46.368	1:29.440	79.85	1.695	13:01:25.516	
6 -	42.555	46.074	1:28.629 (3)	80.58	0.884	13:02:54.145	
7 -	<b>41.873</b>	46.837	1:28.710	80.51	0.965	13:04:22.855	
8 -	42.229	46.944	1:29.173	80.09	1.428	13:05:52.028	

P9 2 GP		Nick BEDFORD		Yamaha - Banx Race Paint			
IDEAL LAP TIME : 1:27.509		BEST LAP TIME : 1:27.738		DIFFERENCE : 0.229			
LAP	SECTOR 1	SECTOR 2	LAP TIME	MPH	DIFF	TIME OF DAY	
1 -		47.196	2:27.820	48.31	1:00.082	12:55:32.943	
2 -	<b>40.952</b>	47.166	1:28.118 (3)	81.05	0.380	12:57:01.061	
3 -	41.172	46.934	1:28.106 (2)	81.06	0.368	12:58:29.167	
4 -	41.927	47.155	1:29.082	80.17	1.344	12:59:58.249	
5 -	41.900	47.231	1:29.131	80.13	1.393	13:01:27.380	
6 -	41.549	46.642	1:28.191	80.98	0.453	13:02:55.571	
7 -	41.181	<b>46.557</b>	<b>1:27.738 (1)</b>	<b>81.40</b>		<b>13:04:23.309</b>	
8 -	41.622	47.399	1:29.021	80.23	1.283	13:05:52.330	

P10 81 GPF		Scott GRANT		Yamaha - SEAGER engineering/ Motaa Cycle Parts			
IDEAL LAP TIME : 1:27.904		BEST LAP TIME : 1:27.982		DIFFERENCE : 0.078			
LAP	SECTOR 1	SECTOR 2	LAP TIME	MPH	DIFF	TIME OF DAY	
1 -		46.476	2:26.309	48.81	58.327	12:55:31.432	
2 -	41.905	47.063	1:28.968	80.28	0.986	12:57:00.400	
3 -	42.429	46.878	1:29.307	79.97	1.325	12:58:29.707	
4 -	42.260	46.659	1:28.919	80.32	0.937	12:59:58.626	
5 -	42.563	<b>46.267</b>	1:28.830	80.40	0.848	13:01:27.456	
6 -	42.266	46.362	1:28.628 (2)	80.59	0.646	13:02:56.084	
7 -	<b>41.637</b>	46.345	<b>1:27.982 (1)</b>	<b>81.18</b>		<b>13:04:24.066</b>	

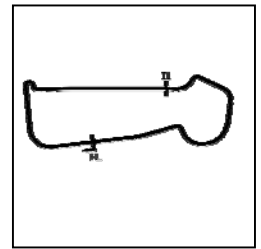
Weather / Track : Bright / Dry

Snetterton 200  
Circuit Length = 1.9840 miles  
Start: 12:53 Flag 13:05 End: 13:07

# BMCRC - MRO Championships 2018 - Rnd 8 @ Snetterton 200

## Chilton Motors BMZRC 250 MZ & Blue Haze 2-Stroke GP

### RACE 5 - SECTOR ANALYSIS



SECTOR 1 = FL to I1, SECTOR 2 = I1 to FL, DIFF = Difference To Personal Best Lap, P = Crossed Finish Line in Pit Lane, D = Time Disallowed

8 - 41.844 46.881 1:28.725 (3) 80.50 0.743 13:05:52.791

<b>P11</b>	<b>21 GPF</b>	<b>Ben HUNTER</b>	Yamaha -			
IDEAL LAP TIME : 1:28.345		BEST LAP TIME : 1:28.345		DIFFERENCE : 0.000		

LAP	SECTOR 1	SECTOR 2	LAP TIME	MPH	DIFF	TIME OF DAY
1 -		47.403	2:28.882	47.97	1:00.537	12:55:34.005
<b>2 -</b>	<b>41.781</b>	<b>46.564</b>	<b>1:28.345 (1)</b>	<b>80.84</b>		<b>12:57:02.350</b>
3 -	42.559	46.811	1:29.370 (2)	79.92	1.025	12:58:31.720
4 -	42.186	47.583	1:29.769	79.56	1.424	13:00:01.489
5 -	43.743	48.021	1:31.764	77.83	3.419	13:01:33.253
6 -	42.432	47.306	1:29.738 (3)	79.59	1.393	13:03:02.991
7 -	42.302	47.614	1:29.916	79.43	1.571	13:04:32.907
8 -	42.450	47.290	1:29.740	79.59	1.395	13:06:02.647

<b>P12</b>	<b>83 GPF</b>	<b>Paul GODBOLD</b>	Yamaha - Hill farm tree services			
IDEAL LAP TIME : 1:29.115		BEST LAP TIME : 1:29.334		DIFFERENCE : 0.219		

LAP	SECTOR 1	SECTOR 2	LAP TIME	MPH	DIFF	TIME OF DAY
1 -		47.097	2:27.874	48.30	58.540	12:55:32.997
2 -	42.983	47.260	1:30.243	79.14	0.909	12:57:03.240
<b>3 -</b>	<b>42.599</b>	<b>46.735</b>	<b>1:29.334 (1)</b>	<b>79.95</b>		<b>12:58:32.574</b>
4 -	<b>42.380</b>	47.348	1:29.728 (2)	79.60	0.394	13:00:02.302
5 -	43.436	47.084	1:30.520	78.90	1.186	13:01:32.822
6 -	42.744	47.292	1:30.036	79.32	0.702	13:03:02.858
7 -	43.558	47.022	1:30.580	78.85	1.246	13:04:33.438
8 -	42.486	47.520	1:30.006 (3)	79.35	0.672	13:06:03.444

<b>P13</b>	<b>85</b>	<b>Andrew WALES</b>	MZ - Illuminated Design LTD			
IDEAL LAP TIME : 1:35.334		BEST LAP TIME : 1:35.545		DIFFERENCE : 0.211		

LAP	SECTOR 1	SECTOR 2	LAP TIME	MPH	DIFF	TIME OF DAY
1 -			1:40.844	70.82	5.299	12:54:45.967
2 -	46.942	<b>48.817</b>	1:35.759 (2)	74.58	0.214	12:56:21.726
<b>3 -</b>	<b>46.517</b>	49.028	<b>1:35.545 (1)</b>	<b>74.75</b>		<b>12:57:57.271</b>
4 -	47.081	49.195	1:36.276 (3)	74.18	0.731	12:59:33.547
5 -	47.119	50.809	1:37.928	72.93	2.383	13:01:11.475
6 -	47.407	49.298	1:36.705	73.85	1.160	13:02:48.180
7 -	49.102	51.974	1:41.076	70.66	5.531	13:04:29.256
8 -	48.030	50.282	1:38.312	72.65	2.767	13:06:07.568

<b>P14</b>	<b>47</b>	<b>Richard FAYERS</b>	MZ -			
IDEAL LAP TIME : 1:37.608		BEST LAP TIME : 1:37.841		DIFFERENCE : 0.233		

LAP	SECTOR 1	SECTOR 2	LAP TIME	MPH	DIFF	TIME OF DAY
1 -			1:42.767	69.50	4.926	12:54:47.890
2 -	47.664	50.817	1:38.481 (3)	72.52	0.640	12:56:26.371
3 -	47.486	51.035	1:38.521	72.49	0.680	12:58:04.892
<b>4 -</b>	<b>47.077</b>	50.764	<b>1:37.841 (1)</b>	<b>73.00</b>		<b>12:59:42.733</b>
5 -	47.537	51.052	1:38.589	72.44	0.748	13:01:21.322
6 -	47.897	<b>50.531</b>	1:38.428 (2)	72.56	0.587	13:02:59.750
7 -	47.183	51.390	1:38.573	72.45	0.732	13:04:38.323
8 -	47.146	51.530	1:38.676	72.38	0.835	13:06:16.999

<b>P15</b>	<b>60 GPF</b>	<b>Daniel GOUGH</b>	Yamaha - G Force Motorcycles			
IDEAL LAP TIME : 1:30.720		BEST LAP TIME : 1:30.720		DIFFERENCE : 0.000		

LAP	SECTOR 1	SECTOR 2	LAP TIME	MPH	DIFF	TIME OF DAY
1 -		48.799	2:31.853	47.03	1:01.133	12:55:36.976
2 -	43.246	48.801	1:32.047	77.59	1.327	12:57:09.023
3 -	44.112	49.228	1:33.340	76.52	2.620	12:58:42.363
4 -	44.192	48.345	1:32.537	77.18	1.817	13:00:14.900
5 -	43.122	48.830	1:31.952 (3)	77.67	1.232	13:01:46.852
6 -	45.191	48.201	1:33.392	76.47	2.672	13:03:20.244

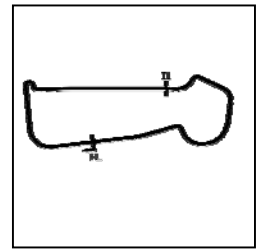
Weather / Track : Bright / Dry

Snetterton 200  
Circuit Length = 1.9840 miles  
Start: 12:53 Flag 13:05 End: 13:07

# BMCRC - MRO Championships 2018 - Rnd 8 @ Snetterton 200

## Chilton Motors BMZRC 250 MZ & Blue Haze 2-Stroke GP

### RACE 5 - SECTOR ANALYSIS



SECTOR 1 = FL to I1, SECTOR 2 = I1 to FL, DIFF = Difference To Personal Best Lap, P = Crossed Finish Line in Pit Lane, D = Time Disallowed

7 -	43.141	48.707	1:31.848 (2)	77.76	1.128	13:04:52.092
8 -	<b>43.055</b>	<b>47.665</b>	<b>1:30.720 (1)</b>	<b>78.73</b>		<b>13:06:22.812</b>

P16 17 GPF		David PATERSON		Yamaha - Lots of overtime			
IDEAL LAP TIME : 1:31.347		BEST LAP TIME : 1:31.347		DIFFERENCE : 0.000			
LAP	SECTOR 1	SECTOR 2	LAP TIME	MPH	DIFF	TIME OF DAY	
1 -		49.149	2:30.880	47.33	59.533	12:55:36.003	
2 -	43.240	49.258	1:32.498	77.21	1.151	12:57:08.501	
3 -	44.414	49.302	1:33.716	76.21	2.369	12:58:42.217	
4 -	43.986	48.506	1:32.492 (3)	77.22	1.145	13:00:14.709	
5 -	43.217	48.779	1:31.996 (2)	77.63	0.649	13:01:46.705	
6 -	44.492	49.006	1:33.498	76.39	2.151	13:03:20.203	
7 -	43.670	49.180	1:32.850	76.92	1.503	13:04:53.053	
8 -	<b>43.104</b>	<b>48.243</b>	<b>1:31.347 (1)</b>	<b>78.19</b>		<b>13:06:24.400</b>	

P17 20		Christopher WATSON		MZ - Expert Locksmiths Medway			
IDEAL LAP TIME : 1:37.847		BEST LAP TIME : 1:38.296		DIFFERENCE : 0.449			
LAP	SECTOR 1	SECTOR 2	LAP TIME	MPH	DIFF	TIME OF DAY	
1 -			1:45.216	67.88	6.920	12:54:50.339	
2 -	48.872	50.730	1:39.602	71.71	1.306	12:56:29.941	
3 -	48.569	49.920	1:38.489 (3)	72.52	0.193	12:58:08.430	
4 -	48.576	<b>49.878</b>	1:38.454 (2)	72.54	0.158	12:59:46.884	
5 -	48.594	50.919	1:39.513	71.77	1.217	13:01:26.397	
6 -	<b>47.969</b>	50.327	<b>1:38.296 (1)</b>	<b>72.66</b>		<b>13:03:04.693</b>	
7 -	48.347	51.090	1:39.437	71.82	1.141	13:04:44.130	
8 -	49.346	51.299	1:40.645	70.96	2.349	13:06:24.775	

P18 61 GPF		Ian READ		Suzuki - MiMS Racing, Discountbikespares.co.uk			
IDEAL LAP TIME : 1:32.111		BEST LAP TIME : 1:32.197		DIFFERENCE : 0.086			
LAP	SECTOR 1	SECTOR 2	LAP TIME	MPH	DIFF	TIME OF DAY	
1 -		49.813	2:33.667	46.48	1:01.470	12:55:38.790	
2 -	44.751	49.042	1:33.793	76.15	1.596	12:57:12.583	
3 -	44.281	49.060	1:33.341	76.52	1.144	12:58:45.924	
4 -	44.012	<b>48.781</b>	1:32.793 (3)	76.97	0.596	13:00:18.717	
5 -	43.762	49.225	1:32.987	76.81	0.790	13:01:51.704	
6 -	44.001	49.192	1:33.193	76.64	0.996	13:03:24.897	
7 -	<b>43.330</b>	48.867	<b>1:32.197 (1)</b>	<b>77.47</b>		<b>13:04:57.094</b>	
8 -	43.990	48.790	1:32.780 (2)	76.98	0.583	13:06:29.874	

P19 32 R		John ASHMEAD		MZ -			
IDEAL LAP TIME : 1:39.809		BEST LAP TIME : 1:39.809		DIFFERENCE : 0.000			
LAP	SECTOR 1	SECTOR 2	LAP TIME	MPH	DIFF	TIME OF DAY	
1 -			1:46.752	66.90	6.943	12:54:51.875	
2 -	49.396	52.491	1:41.887	70.10	2.078	12:56:33.762	
3 -	48.459	52.189	1:40.648	70.96	0.839	12:58:14.410	
4 -	48.987	51.589	1:40.576 (3)	71.01	0.767	12:59:54.986	
5 -	48.810	51.566	1:40.376 (2)	71.15	0.567	13:01:35.362	
6 -	<b>48.287</b>	<b>51.522</b>	<b>1:39.809 (1)</b>	<b>71.56</b>		<b>13:03:15.171</b>	
7 -	48.757	52.184	1:40.941	70.75	1.132	13:04:56.112	
8 -	49.549	51.930	1:41.479	70.38	1.670	13:06:37.591	

P20 38		Chris PETTET		MZ -			
IDEAL LAP TIME : 1:40.844		BEST LAP TIME : 1:40.844		DIFFERENCE : 0.000			
LAP	SECTOR 1	SECTOR 2	LAP TIME	MPH	DIFF	TIME OF DAY	
1 -			1:46.832	66.85	5.988	12:54:51.955	
2 -	<b>48.375</b>	<b>52.469</b>	<b>1:40.844 (1)</b>	<b>70.82</b>		<b>12:56:32.799</b>	
3 -	48.745	53.426	1:42.171	69.90	1.327	12:58:14.970	
4 -	48.646	53.463	1:42.109	69.95	1.265	12:59:57.079	
5 -	48.535	53.159	1:41.694 (2)	70.23	0.850	13:01:38.773	

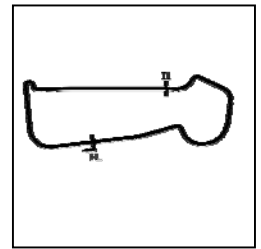
Weather / Track : Bright / Dry

Snetterton 200  
Circuit Length = 1.9840 miles  
Start: 12:53 Flag 13:05 End: 13:07

# BMCRC - MRO Championships 2018 - Rnd 8 @ Snetterton 200

## Chilton Motors BMZRC 250 MZ & Blue Haze 2-Stroke GP

### RACE 5 - SECTOR ANALYSIS



SECTOR 1 = FL to I1, SECTOR 2 = I1 to FL, DIFF = Difference To Personal Best Lap, P = Crossed Finish Line in Pit Lane, D = Time Disallowed

6 -	48.984	53.083	1:42.067	69.97	1.223	13:03:20.840
7 -	48.954	54.336	1:43.290	69.15	2.446	13:05:04.130
8 -	48.719	53.048	1:41.767 (3)	70.18	0.923	13:06:45.897

<b>P21</b>	<b>56</b>	<b>Russell TURNER</b>		MZ -		
IDEAL LAP TIME : 1:41.929		BEST LAP TIME : 1:42.037		DIFFERENCE : 0.108		
LAP	SECTOR 1	SECTOR 2	LAP TIME	MPH	DIFF	TIME OF DAY
1 -			1:47.506	66.43	5.469	12:54:52.629
2 -	49.230	<b>52.807</b>	<b>1:42.037 (1)</b>	<b>69.99</b>		<b>12:56:34.666</b>
3 -	49.168	53.331	1:42.499 (2)	69.68	0.462	12:58:17.165
4 -	<b>49.122</b>	54.005	1:43.127	69.25	1.090	13:00:00.292
5 -	49.991	54.953	1:44.944	68.06	2.907	13:01:45.236
6 -	49.300	53.747	1:43.047 (3)	69.31	1.010	13:03:28.283
7 -	49.585	56.769	1:46.354	67.15	4.317	13:05:14.637
8 -	50.133	54.046	1:44.179	68.56	2.142	13:06:58.816

<b>P22</b>	<b>25</b>	<b>Chris CHADDERTON</b>		MZ -		
IDEAL LAP TIME : 1:43.226		BEST LAP TIME : 1:43.402		DIFFERENCE : 0.176		
LAP	SECTOR 1	SECTOR 2	LAP TIME	MPH	DIFF	TIME OF DAY
1 -			1:50.046	64.90	6.644	12:54:55.169
2 -	<b>49.377</b>	55.538	1:44.915 (3)	68.07	1.513	12:56:40.084
3 -	49.699	54.824	1:44.523 (2)	68.33	1.121	12:58:24.607
4 -	49.553	<b>53.849</b>	<b>1:43.402 (1)</b>	<b>69.07</b>		<b>13:00:08.009</b>
5 -	50.669	55.279	1:45.948	67.41	2.546	13:01:53.957
6 -	50.402	55.321	1:45.723	67.55	2.321	13:03:39.680
7 -	50.682	55.273	1:45.955	67.41	2.553	13:05:25.635

<b>P23</b>	<b>6</b>	<b>Jerry FROST</b>		MZ -		
IDEAL LAP TIME : 1:41.976		BEST LAP TIME : 1:42.727		DIFFERENCE : 0.751		
LAP	SECTOR 1	SECTOR 2	LAP TIME	MPH	DIFF	TIME OF DAY
1 -			1:50.496	64.64	7.769	12:54:55.619
2 -	49.911	54.100	1:44.011 (2)	68.67	1.284	12:56:39.630
3 -	50.053	53.994	1:44.047 (3)	68.64	1.320	12:58:23.677
4 -	50.876	54.137	1:45.013	68.01	2.286	13:00:08.690
5 -	50.086	<b>52.641</b>	<b>1:42.727 (1)</b>	<b>69.52</b>		<b>13:01:51.417</b>

# BMCRC - MRO Championships 2018 - Rnd 8 @ Snetterton 200

## Chilton Motors BMZRC 250 MZ & Blue Haze 2-Stroke GP

### RACE 5 - BEST SECTORS

SECTOR 1			SECTOR 2			IDEAL / BEST COMPARISON						
POS	NO	NAME	TIME	NO	NAME	TIME	POS	NO	NAME	IDEAL	BEST	DIFF
									<b>PERFECT LAP</b>	<b>1:25.157</b>		
1	53	WHITING	<b>40.287</b>	125	MILES	<b>44.870</b>	1	125	MILES	1:25.549	1:25.573	0.024
2	125	MILES	<b>40.679</b>	53	WHITING	<b>45.349</b>	2	53	WHITING	1:25.636	1:25.636	0.000
3	2	BEDFORD	<b>40.952</b>	190	THORNE	<b>45.830</b>	3	2	BEDFORD	1:27.509	1:27.738	0.229
4	81	GRANT	<b>41.637</b>	82	TAYLOR	<b>46.126</b>	4	190	THORNE	1:27.703	1:27.745	0.042
5	21	HUNTER	<b>41.781</b>	81	GRANT	<b>46.267</b>	5	81	GRANT	1:27.904	1:27.982	0.078
6	190	THORNE	<b>41.873</b>	95	ROGERS	<b>46.271</b>	6	21	HUNTER	1:28.345	1:28.345	0.000
7	83	GODBOLD	<b>42.380</b>	96	KENT	<b>46.273</b>	7	83	GODBOLD	1:29.115	1:29.334	0.219
8	60	GOUGH	<b>43.055</b>	2	BEDFORD	<b>46.557</b>	8	96	KENT	1:30.285	1:30.954	0.669
9	17	PATERSON	<b>43.104</b>	21	HUNTER	<b>46.564</b>	9	95	ROGERS	1:30.407	1:30.407	0.000
10	61	READ	<b>43.330</b>	83	GODBOLD	<b>46.735</b>	10	82	TAYLOR	1:30.483	1:30.769	0.286
11	96	KENT	<b>44.012</b>	9	HOWLETT	<b>47.594</b>	11	60	GOUGH	1:30.720	1:30.720	0.000
12	95	ROGERS	<b>44.136</b>	60	GOUGH	<b>47.665</b>	12	17	PATERSON	1:31.347	1:31.347	0.000
13	82	TAYLOR	<b>44.357</b>	68	GARRIQUES	<b>47.853</b>	13	61	READ	1:32.111	1:32.197	0.086
14	68	GARRIQUES	<b>45.699</b>	17	PATERSON	<b>48.243</b>	14	9	HOWLETT	1:33.375	1:33.698	0.323
15	9	HOWLETT	<b>45.781</b>	61	READ	<b>48.781</b>	15	68	GARRIQUES	1:33.552	1:33.876	0.324
16	85	WALES	<b>46.517</b>	85	WALES	<b>48.817</b>	16	85	WALES	1:35.334	1:35.545	0.211
17	47	FAYERS	<b>47.077</b>	20	WATSON	<b>49.878</b>	17	47	FAYERS	1:37.608	1:37.841	0.233
18	20	WATSON	<b>47.969</b>	47	FAYERS	<b>50.531</b>	18	20	WATSON	1:37.847	1:38.296	0.449
19	32	ASHMEAD	<b>48.287</b>	32	ASHMEAD	<b>51.522</b>	19	32	ASHMEAD	1:39.809	1:39.809	0.000
20	38	PETTET	<b>48.375</b>	38	PETTET	<b>52.469</b>	20	38	PETTET	1:40.844	1:40.844	0.000
21	56	TURNER	<b>49.122</b>	6	FROST	<b>52.641</b>	21	56	TURNER	1:41.929	1:42.037	0.108
22	6	FROST	<b>49.335</b>	56	TURNER	<b>52.807</b>	22	6	FROST	1:41.976	1:42.727	0.751
23	25	CHADDERTON	<b>49.377</b>	25	CHADDERTON	<b>53.849</b>	23	25	CHADDERTON	1:43.226	1:43.402	0.176

Weather / Track : Bright / Dry

Results can be found at [www.tsl-timing.com](http://www.tsl-timing.com)

Snetterton 200

Circuit Length = 1.9840 miles

Start: 12:53 Flag 13:05 End: 13:07

Printed - 13:08 Saturday, 25 August 2018

**BMCRC - MRO Championships 2018 - Rnd 8 @ Snetterton 200**

**Chilton Motors BMZRC 250 MZ & Blue Haze 2-Stroke GP**

**RACE 14 - GRID (8 Laps)**

ROW 11	1	1	31	<b>35</b> Evann PENDRILL			
ROW 10	30	<b>144</b> Stephen DUNN	29	<b>97</b> Reece GUYETT	28	<b>61</b> Ian READ	1:32.197
ROW 9	27	<b>17</b> David PATERSON	26	<b>60</b> Daniel GOUGH	25	<b>83</b> Paul GODBOLD	1:31.347 1:30.720 1:29.334
ROW 8	24	<b>21</b> Ben HUNTER	23	<b>81</b> Scott GRANT	22	<b>190</b> Peter THORNE	1:28.345 1:27.982 1:27.745
ROW 7	21	<b>2</b> Nick BEDFORD	20	<b>53</b> Mark WHITING	19	<b>125</b> Ben MILES	1:27.738 1:25.636 1:25.573
ROW 6	18		17		16		
ROW 5	15	<b>69</b> Alexander MANN	14	<b>29</b> Simon HART	13	<b>25</b> Chris CHADDERTON	1:43.402
ROW 4	12	<b>6</b> Jerry FROST	11	<b>56</b> Russell TURNER	10	<b>38</b> Chris PETTET	1:42.727 1:42.037 1:40.844
ROW 3	9	<b>32</b> John ASHMEAD	8	<b>20</b> Christopher WATSON	7	<b>47</b> Richard FAYERS	1:39.809 1:38.296 1:37.841
ROW 2	6	<b>85</b> Andrew WALES	5	<b>68</b> Graham GARRIQUES	4	<b>9</b> Gary HOWLETT	1:35.545 1:33.876 1:33.698
ROW 1	3	<b>96</b> Chris KENT	2	<b>82</b> Mark TAYLOR	1	<b>95</b> Christopher ROGERS	1:30.954 1:30.769 1:30.407
							<b>Pole</b>

Snetterton 200  
 Circuit Length = 1.9840 miles

These results are provisional until the conclusion of any judicial and technical matters.

Clerk Of Course :	Timekeeper :
-------------------	--------------

Results can be found at [www.tsl-timing.com](http://www.tsl-timing.com)

Printed - 13:11 Saturday, 25 August 2018



**BMCRC - MRO Championships 2018 - Rnd 8 @ Snetterton 200**

**Chilton Motors BMZRC 250 MZ & Blue Haze 2-Stroke GP**

**RACE 14 - CLASSIFICATION**

POS	NO	CL	PIC NAME	ENTRY	LAPS	TIME	GAP	DIFF	MPH	BEST	ON
1	95		1 Christopher ROGERS	MZ - CB Racing	8	12:19.290			77.29	1:30.986	7
2	82		2 Mark TAYLOR	MZ - Longhove Contracts	8	12:19.445	0.155	0.155	77.27	1:30.590	7
3	53	GP	1 Mark WHITING	Yamaha -	8	12:34.608	15.318	15.163	75.72	1:25.303	7
4	125	GPF	1 Ben MILES	Honda - Allspeed	8	12:35.126	15.836	0.518	75.66	1:25.229	8
5	97	GPF	2 Reece GUYETT	Yamaha - rose mot	8	12:44.295	25.005	9.169	74.76	1:26.915	2
6	9		3 Gary HOWLETT	MZ - HS Racing	8	12:50.239	30.949	5.944	74.18	1:34.732	4
7	81	GPF	3 Scott GRANT	Yamaha - SEAGER engineering/ Mota Cycle Parts	8	12:57.655	38.365	7.416	73.47	1:27.741	4
8	2	GP	2 Nick BEDFORD	Yamaha - Banx Race Paint	8	13:03.299	44.009	5.644	72.94	1:28.831	8
9	144	GPF	4 Stephen DUNN	Yamaha -	8	13:03.415	44.125	0.116	72.93	1:28.659	8
10	21	GPF	5 Ben HUNTER	Yamaha -	8	13:04.682	45.392	1.267	72.81	1:29.500	7
11	83	GPF	6 Paul GODBOLD	Yamaha - Hill farm tree services	8	13:04.781	45.491	0.099	72.81	1:28.715	8
12	47		4 Richard FAYERS	MZ -	8	13:17.394	58.104	12.613	71.65	1:38.090	8
13	20		5 Christopher WATSON	MZ - Expert Locksmiths Medway	8	13:23.237	1:03.947	5.843	71.13	1:38.219	7
14	32	R	1 John ASHMEAD	MZ -	8	13:23.364	1:04.074	0.127	71.12	1:38.693	7
15	17	GPF	7 David PATERSON	Yamaha - Lots of overtime	8	13:29.496	1:10.206	6.132	70.58	1:32.220	7
16	61	GPF	8 Ian READ	Suzuki - MiMS Racing, Discountbikespares.co.uk	8	13:29.582	1:10.292	0.086	70.57	1:32.104	8
17	60	GPF	9 Daniel GOUGH	Yamaha - G Force Motorcycles	8	13:30.224	1:10.934	0.642	70.52	1:32.199	8
18	38		6 Chris PETTET	MZ -	8	13:35.766	1:16.476	5.542	70.04	1:40.547	8
19	35	GPF	10 Evann PENDRILL	Aprilia - AVClasses	8	13:47.798	1:28.508	12.032	69.02	1:34.005	7
20	56		7 Russell TURNER	MZ -	8	13:57.338	1:38.048	9.540	68.24	1:42.163	2
21	25		8 Chris CHADDERTON	MZ -	7	12:19.715	1 Lap	1 Lap	67.59	1:44.021	2

NOT CLASSIFIED

DNF	96		Chris KENT	MZ - Me, Myself & I	5	7:45.862	3 Laps	2 Laps	76.65	1:31.166	2
DNF	68		Graham GARRIQUES	MZ -	4	6:25.897	4 Laps	1 Lap	74.03	1:34.662	2
DNF	6		Jerry FROST	MZ -	3	5:09.136	5 Laps	1 Lap	69.31	1:40.800	2
DNF	85		Andrew WALES	MZ - Illuminated Design LTD	2	3:18.825	6 Laps	1 Lap	71.84	1:35.700	2
DNF	190	GP	Peter THORNE	Yamaha - Aspire Classic Restorations	1	2:32.716	7 Laps	1 Lap	46.76		

FASTEST LAP

125	GPF	Ben MILES	Honda - Allspeed	8	1:25.229	83.80 mph	134.86 kph
53	GP	Mark WHITING	Yamaha -	7	1:25.303	83.73 mph	134.75 kph
82		Mark TAYLOR	MZ - Longhove Contracts	7	1:30.590	78.84 mph	126.88 kph
32	R	John ASHMEAD	MZ -	7	1:38.693	72.37 mph	116.47 kph

Class - 92.5% of Race Speed = 71.49 mph  
 Class GP - 92.5% of Race Speed = 70.04 mph  
 Class GPF - 92.5% of Race Speed = 69.98 mph  
 Class R - 92.5% of Race Speed = 65.78 mph

Snetterton 200  
 Circuit Length = 1.9840 miles  
 Start: 16:09 Flag 16:22 End: 16:23

Weather / Track : Bright / Dry

These results are provisional until the conclusion of any judicial and technical matters.

Clerk Of Course :	Timekeeper :
-------------------	--------------

Results can be found at [www.tsl-timing.com](http://www.tsl-timing.com)

Printed - 16:24 Saturday, 25 August 2018



# BMCRC - MRO Championships 2018 - Rnd 8 @ Snetterton 200

## Chilton Motors BMZRC 250 MZ & Blue Haze 2-Stroke GP

### RACE 14 - LAP CHART

#### LAP 1 @ 16:11:26.222

NO	BEHIND	LAP TIME
82		1:36.795
95	0.041	1:36.836
96	0.957	1:37.752
68	4.224	1:41.019
85	6.330	1:43.125
47	6.466	1:43.261
9	6.473	1:43.268
38	9.196	1:45.991
20	9.386	1:46.181
32	9.802	1:46.597
6	10.279	1:47.074
56	12.690	1:49.485
25	14.918	1:51.713
53	54.235	2:31.030
125	54.988	2:31.783
190	55.921	2:32.716
97	56.440	2:33.235
83	58.788	2:35.583
2	58.867	2:35.662
21	59.170	2:35.965
144	1:00.781	2:37.576
81	1:01.085	2:37.880
17	1:01.242	2:38.037
60	1:02.079	2:38.874
61	1:02.552	2:39.347
35	1:05.012	2:41.807

#### LAP 2 @ 16:12:58.344

NO	BEHIND	LAP TIME
82		1:32.122
96	0.001	1:31.166
95	0.458	1:32.539
68	6.764	1:34.662
9	9.368	1:35.017
85	9.908	1:35.700
47	12.641	1:38.297
38	18.146	1:41.072
32	18.437	1:40.757
20	18.598	1:41.334
6	18.957	1:40.800
56	22.731	1:42.163
25	26.817	1:44.021
53	49.143	1:27.030
125	49.878	1:27.012
97	51.233	1:26.915
2	56.036	1:29.291
21	56.563	1:29.515
83	56.680	1:30.014
144	57.717	1:29.058
81	59.077	1:30.114
61	1:02.812	1:32.382
17	1:02.889	1:33.769
60	1:03.098	1:33.141
35	1:08.929	1:36.039

#### LAP 3 @ 16:14:31.194

NO	BEHIND	LAP TIME
95		1:32.392
96	0.096	1:32.945
82	0.129	1:32.979
68	9.452	1:35.538

Weather / Track : Bright / Dry

Results can be found at [www.tsl-timing.com](http://www.tsl-timing.com)

9	12.851	1:36.333
47	19.674	1:39.883
32	25.881	1:40.294
20	26.150	1:40.402
38	27.237	1:41.941
6	27.369	1:41.262
56	33.119	1:43.238
25	38.251	1:44.284
53	42.922	1:26.629
125	43.364	1:26.336
97	45.777	1:27.394
2	52.712	1:29.526
83	53.032	1:29.202
21	53.224	1:29.511
144	54.015	1:29.148
81	54.919	1:28.692
61	1:02.239	1:32.277
17	1:02.932	1:32.893
60	1:03.276	1:33.028
35	1:11.660	1:35.581

#### LAP 4 @ 16:16:02.930

NO	BEHIND	LAP TIME
82		1:31.607
95	0.278	1:32.014
96	0.418	1:32.058
68	12.394	1:34.678
9	15.847	1:34.732
47	29.345	1:41.407
32	34.019	1:39.874
20	34.164	1:39.750
53	38.147	1:26.961
38	38.976	1:43.475
125	39.585	1:27.957
97	41.333	1:27.292
56	44.535	1:43.152
2	50.898	1:29.922
81	50.924	1:27.741
21	51.306	1:29.818
25	51.549	1:45.034
144	51.804	1:29.525
83	51.934	1:30.638
61	1:03.345	1:32.842
17	1:03.757	1:32.561
60	1:04.328	1:32.788
35	1:15.580	1:35.656

#### LAP 5 @ 16:17:35.249

NO	BEHIND	LAP TIME
95		1:32.041
82	0.011	1:32.330
96	0.040	1:31.941
9	18.655	1:35.127
53	31.878	1:26.050
125	32.829	1:25.563
47	36.342	1:39.316
97	36.529	1:27.515
20	40.896	1:39.051
32	41.192	1:39.492
81	47.152	1:28.547
38	47.535	1:40.878
21	48.945	1:29.958
2	49.346	1:30.767
144	49.514	1:30.029

83	49.564	1:29.949
56	55.922	1:43.706
25	1:04.133	1:44.903
61	1:05.410	1:34.384
17	1:05.636	1:34.198
60	1:05.690	1:33.681
35	1:18.421	1:35.160

#### LAP 6 @ 16:19:06.697

NO	BEHIND	LAP TIME
95		1:31.448
82	0.534	1:31.971
9	22.599	1:35.392
53	26.222	1:25.792
125	27.143	1:25.762
97	32.459	1:27.378
47	43.655	1:38.761
81	43.724	1:28.020
2	47.864	1:29.966
21	48.197	1:30.700
144	48.449	1:30.383
32	48.506	1:38.762
20	48.825	1:39.377
83	49.429	1:31.313
38	57.192	1:41.105
61	1:07.062	1:33.100
17	1:07.341	1:33.153
60	1:07.804	1:33.562
56	1:08.971	1:44.497
25	1:18.328	1:45.643
35	1:21.513	1:34.540

#### LAP 7 @ 16:20:37.683

NO	BEHIND	LAP TIME
95		1:30.986
82	0.138	1:30.590
53	20.539	1:25.303
125	21.641	1:25.484
9	26.414	1:34.801
97	28.677	1:27.204
81	40.779	1:28.041
2	46.212	1:29.334
144	46.500	1:29.037
21	46.711	1:29.500
83	47.810	1:29.367
47	51.048	1:38.379
20	56.058	1:38.219
32	56.213	1:38.693
38	1:06.963	1:40.757
17	1:08.575	1:32.220
61	1:09.222	1:33.146
60	1:09.769	1:32.951
56	1:22.518	1:44.533
35	1:24.532	1:34.005

#### LAP 8 @ 16:22:08.717

NO	BEHIND	LAP TIME
95		1:31.034
82	0.155	1:31.051
25	1 Lap	1:44.117
53	15.318	1:25.813
125	15.836	1:25.229
97	25.005	1:27.362

9	30.949	1:35.569
81	38.365	1:28.620
2	44.009	1:28.831
144	44.125	1:28.659
21	45.392	1:29.715
83	45.491	1:28.715
47	58.104	1:38.090
20	1:03.947	1:38.923
32	1:04.074	1:38.895
17	1:10.206	1:32.665
61	1:10.292	1:32.104
60	1:10.934	1:32.199
38	1:16.476	1:40.547
35	1:28.508	1:35.010
56	1:38.048	1:46.564

Snetterton 200

Circuit Length = 1.9840 miles

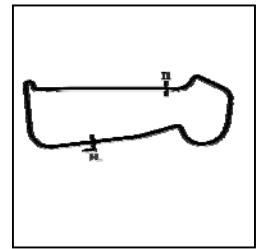
Start: 16:09 Flag 16:22 End: 16:23

Printed - 16:25 Saturday, 25 August 2018

# BMCRC - MRO Championships 2018 - Rnd 8 @ Snetterton 200

## Chilton Motors BMZRC 250 MZ & Blue Haze 2-Stroke GP

### RACE 14 - SECTOR ANALYSIS



SECTOR 1 = FL to I1, SECTOR 2 = I1 to FL, DIFF = Difference To Personal Best Lap, P = Crossed Finish Line in Pit Lane, D = Time Disallowed

P1 95 Christopher ROGERS		MZ - CB Racing				
IDEAL LAP TIME : 1:30.868		BEST LAP TIME : 1:30.986		DIFFERENCE : 0.118		
LAP	SECTOR 1	SECTOR 2	LAP TIME	MPH	DIFF	TIME OF DAY
1 -			1:36.836	73.75	5.850	16:11:26.263
2 -	45.056	47.483	1:32.539	77.18	1.553	16:12:58.802
3 -	44.846	47.546	1:32.392	77.30	1.406	16:14:31.194
4 -	45.065	46.949	1:32.014	77.62	1.028	16:16:03.208
5 -	45.079	46.962	1:32.041	77.60	1.055	16:17:35.249
6 -	44.579	46.869	1:31.448 (3)	78.10	0.462	16:19:06.697
7 -	<b>44.488</b>	46.498	<b>1:30.986 (1)</b>	<b>78.50</b>		<b>16:20:37.683</b>
8 -	44.654	<b>46.380</b>	1:31.034 (2)	78.46	0.048	16:22:08.717

P2 82 Mark TAYLOR		MZ - Longhove Contracts				
IDEAL LAP TIME : 1:30.076		BEST LAP TIME : 1:30.590		DIFFERENCE : 0.514		
LAP	SECTOR 1	SECTOR 2	LAP TIME	MPH	DIFF	TIME OF DAY
1 -			1:36.795	73.79	6.205	16:11:26.222
2 -	45.077	47.045	1:32.122	77.53	1.532	16:12:58.344
3 -	45.375	47.604	1:32.979	76.81	2.389	16:14:31.323
4 -	44.836	46.771	1:31.607 (3)	77.96	1.017	16:16:02.930
5 -	45.377	46.953	1:32.330	77.35	1.740	16:17:35.260
6 -	45.195	46.776	1:31.971	77.66	1.381	16:19:07.231
7 -	<b>44.265</b>	46.325	<b>1:30.590 (1)</b>	<b>78.84</b>		<b>16:20:37.821</b>
8 -	45.240	<b>45.811</b>	1:31.051 (2)	78.44	0.461	16:22:08.872

P3 53 GP Mark WHITING		Yamaha -				
IDEAL LAP TIME : 1:25.303		BEST LAP TIME : 1:25.303		DIFFERENCE : 0.000		
LAP	SECTOR 1	SECTOR 2	LAP TIME	MPH	DIFF	TIME OF DAY
1 -		46.369	2:31.030	47.29	1:05.727	16:12:20.457
2 -	40.909	46.121	1:27.030	82.06	1.727	16:13:47.487
3 -	40.489	46.140	1:26.629	82.44	1.326	16:15:14.116
4 -	40.479	46.482	1:26.961	82.13	1.658	16:16:41.077
5 -	40.511	45.539	1:26.050	83.00	0.747	16:18:07.127
6 -	40.188	45.604	1:25.792 (2)	83.25	0.489	16:19:32.919
7 -	<b>39.954</b>	<b>45.349</b>	<b>1:25.303 (1)</b>	<b>83.73</b>		<b>16:20:58.222</b>
8 -	40.086	45.727	1:25.813 (3)	83.23	0.510	16:22:24.035

P4 125 GPF Ben MILES		Honda - Allspeed				
IDEAL LAP TIME : 1:25.140		BEST LAP TIME : 1:25.229		DIFFERENCE : 0.089		
LAP	SECTOR 1	SECTOR 2	LAP TIME	MPH	DIFF	TIME OF DAY
1 -		46.290	2:31.783	47.05	1:06.554	16:12:21.210
2 -	41.122	45.890	1:27.012	82.08	1.783	16:13:48.222
3 -	40.602	45.734	1:26.336	82.72	1.107	16:15:14.558
4 -	40.734	47.223	1:27.957	81.20	2.728	16:16:42.515
5 -	39.876	45.687	1:25.563 (3)	83.47	0.334	16:18:08.078
6 -	40.440	45.322	1:25.762	83.28	0.533	16:19:33.840
7 -	40.197	<b>45.287</b>	1:25.484 (2)	83.55	0.255	16:20:59.324
8 -	<b>39.853</b>	45.376	<b>1:25.229 (1)</b>	<b>83.80</b>		<b>16:22:24.553</b>

P5 97 GPF Reece GUYETT		Yamaha - rose mot				
IDEAL LAP TIME : 1:26.736		BEST LAP TIME : 1:26.915		DIFFERENCE : 0.179		
LAP	SECTOR 1	SECTOR 2	LAP TIME	MPH	DIFF	TIME OF DAY
1 -		46.223	2:33.235	46.61	1:06.320	16:12:22.662
2 -	41.339	<b>45.576</b>	<b>1:26.915 (1)</b>	<b>82.17</b>		<b>16:13:49.577</b>
3 -	41.473	45.921	1:27.394	81.72	0.479	16:15:16.971
4 -	41.510	45.782	1:27.292 (3)	81.82	0.377	16:16:44.263
5 -	<b>41.160</b>	46.355	1:27.515	81.61	0.600	16:18:11.778
6 -	41.538	45.840	1:27.378	81.74	0.463	16:19:39.156
7 -	41.268	45.936	1:27.204 (2)	81.90	0.289	16:21:06.360
8 -	41.606	45.756	1:27.362	81.75	0.447	16:22:33.722

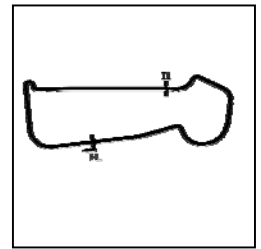
Weather / Track : Bright / Dry

Snetterton 200  
 Circuit Length = 1.9840 miles  
 Start: 16:09 Flag 16:22 End: 16:23

# BMCRC - MRO Championships 2018 - Rnd 8 @ Snetterton 200

## Chilton Motors BMZRC 250 MZ & Blue Haze 2-Stroke GP

### RACE 14 - SECTOR ANALYSIS



SECTOR 1 = FL to I1, SECTOR 2 = I1 to FL, DIFF = Difference To Personal Best Lap, P = Crossed Finish Line in Pit Lane, D = Time Disallowed

<b>P6</b>	<b>9</b>	<b>Gary HOWLETT</b>	MZ - HS Racing			
IDEAL LAP TIME : 1:34.319		BEST LAP TIME : 1:34.732		DIFFERENCE : 0.413		

LAP	SECTOR 1	SECTOR 2	LAP TIME	MPH	DIFF	TIME OF DAY
1 -			1:43.268	69.16	8.536	16:11:32.695
2 -	46.601	48.416	1:35.017 (3)	75.17	0.285	16:13:07.712
3 -	46.937	49.396	1:36.333	74.14	1.601	16:14:44.045
<b>4 -</b>	<b>46.454</b>	<b>48.278</b>	<b>1:34.732 (1)</b>	<b>75.39</b>		<b>16:16:18.777</b>
5 -	<b>46.041</b>	49.086	1:35.127	75.08	0.395	16:17:53.904
6 -	46.692	48.700	1:35.392	74.87	0.660	16:19:29.296
7 -	46.410	48.391	1:34.801 (2)	75.34	0.069	16:21:04.097
8 -	46.636	48.933	1:35.569	74.73	0.837	16:22:39.666

<b>P7</b>	<b>81 GPF</b>	<b>Scott GRANT</b>	Yamaha - SEAGER engineering/ Motaa Cycle Parts			
IDEAL LAP TIME : 1:27.405		BEST LAP TIME : 1:27.741		DIFFERENCE : 0.336		

LAP	SECTOR 1	SECTOR 2	LAP TIME	MPH	DIFF	TIME OF DAY
1 -		48.879	2:37.880	45.24	1:10.139	16:12:27.307
2 -	42.477	47.637	1:30.114	79.26	2.373	16:13:57.421
3 -	42.266	46.426	1:28.692	80.53	0.951	16:15:26.113
<b>4 -</b>	<b>41.351</b>	46.390	<b>1:27.741 (1)</b>	<b>81.40</b>		<b>16:16:53.854</b>
5 -	42.287	46.260	1:28.547	80.66	0.806	16:18:22.401
6 -	41.963	46.057	1:28.020 (2)	81.14	0.279	16:19:50.421
7 -	41.987	<b>46.054</b>	1:28.041 (3)	81.12	0.300	16:21:18.462
8 -	42.184	46.436	1:28.620	80.59	0.879	16:22:47.082

<b>P8</b>	<b>2 GP</b>	<b>Nick BEDFORD</b>	Yamaha - Banx Race Paint			
IDEAL LAP TIME : 1:28.552		BEST LAP TIME : 1:28.831		DIFFERENCE : 0.279		

LAP	SECTOR 1	SECTOR 2	LAP TIME	MPH	DIFF	TIME OF DAY
1 -		47.895	2:35.662	45.88	1:06.831	16:12:25.089
2 -	<b>41.383</b>	47.908	1:29.291 (2)	79.99	0.460	16:13:54.380
3 -	41.973	47.553	1:29.526	79.78	0.695	16:15:23.906
4 -	42.003	47.919	1:29.922	79.43	1.091	16:16:53.828
5 -	42.305	48.462	1:30.767	78.69	1.936	16:18:24.595
6 -	42.274	47.692	1:29.966	79.39	1.135	16:19:54.561
7 -	41.683	47.651	1:29.334 (3)	79.95	0.503	16:21:23.895
<b>8 -</b>	<b>41.662</b>	<b>47.169</b>	<b>1:28.831 (1)</b>	<b>80.40</b>		<b>16:22:52.726</b>

<b>P9</b>	<b>144 GPF</b>	<b>Stephen DUNN</b>	Yamaha -			
IDEAL LAP TIME : 1:28.198		BEST LAP TIME : 1:28.659		DIFFERENCE : 0.461		

LAP	SECTOR 1	SECTOR 2	LAP TIME	MPH	DIFF	TIME OF DAY
1 -		48.973	2:37.576	45.32	1:08.917	16:12:27.003
2 -	<b>41.748</b>	47.310	1:29.058 (3)	80.20	0.399	16:13:56.061
3 -	42.698	<b>46.450</b>	1:29.148	80.11	0.489	16:15:25.209
4 -	42.082	47.443	1:29.525	79.78	0.866	16:16:54.734
5 -	42.202	47.827	1:30.029	79.33	1.370	16:18:24.763
6 -	43.572	46.811	1:30.383	79.02	1.724	16:19:55.146
7 -	41.787	47.250	1:29.037 (2)	80.21	0.378	16:21:24.183
<b>8 -</b>	<b>41.763</b>	46.896	<b>1:28.659 (1)</b>	<b>80.56</b>		<b>16:22:52.842</b>

<b>P10</b>	<b>21 GPF</b>	<b>Ben HUNTER</b>	Yamaha -			
IDEAL LAP TIME : 1:29.084		BEST LAP TIME : 1:29.500		DIFFERENCE : 0.416		

LAP	SECTOR 1	SECTOR 2	LAP TIME	MPH	DIFF	TIME OF DAY
1 -		47.806	2:35.965	45.79	1:06.465	16:12:25.392
2 -	41.997	47.518	1:29.515 (3)	79.79	0.015	16:13:54.907
3 -	42.259	47.252	1:29.511 (2)	79.79	0.011	16:15:24.418
4 -	41.961	47.857	1:29.818	79.52	0.318	16:16:54.236
5 -	42.300	47.658	1:29.958	79.39	0.458	16:18:24.194
6 -	42.853	47.847	1:30.700	78.74	1.200	16:19:54.894
<b>7 -</b>	<b>41.934</b>	47.566	<b>1:29.500 (1)</b>	<b>79.80</b>		<b>16:21:24.394</b>

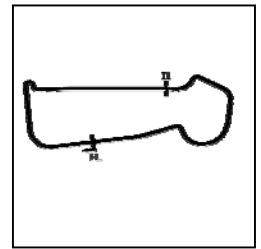
Weather / Track : Bright / Dry

Snetterton 200  
Circuit Length = 1.9840 miles  
Start: 16:09 Flag 16:22 End: 16:23

# BMCRC - MRO Championships 2018 - Rnd 8 @ Snetterton 200

## Chilton Motors BMZRC 250 MZ & Blue Haze 2-Stroke GP

### RACE 14 - SECTOR ANALYSIS



SECTOR 1 = FL to I1, SECTOR 2 = I1 to FL, DIFF = Difference To Personal Best Lap, P = Crossed Finish Line in Pit Lane, D = Time Disallowed

8 - 42.565 **47.150** 1:29.715 79.61 0.215 16:22:54.109

P11 83 GPF Paul GODBOLD			Yamaha - Hill farm tree services			
IDEAL LAP TIME : 1:28.358		BEST LAP TIME : 1:28.715		DIFFERENCE : 0.357		
LAP	SECTOR 1	SECTOR 2	LAP TIME	MPH	DIFF	TIME OF DAY
1 -		47.211	2:35.583	45.90	1:06.868	16:12:25.010
2 -	42.853	47.161	1:30.014	79.34	1.299	16:13:55.024
3 -	43.037	<b>46.165</b>	1:29.202 (2)	80.07	0.487	16:15:24.226
4 -	43.450	47.188	1:30.638	78.80	1.923	16:16:54.864
5 -	42.732	47.217	1:29.949	79.40	1.234	16:18:24.813
6 -	44.946	46.367	1:31.313	78.22	2.598	16:19:56.126
7 -	42.460	46.907	1:29.367 (3)	79.92	0.652	16:21:25.493
8 -	<b>42.193</b>	46.522	<b>1:28.715 (1)</b>	<b>80.51</b>		<b>16:22:54.208</b>

P12 47 Richard FAYERS			MZ -			
IDEAL LAP TIME : 1:37.823		BEST LAP TIME : 1:38.090		DIFFERENCE : 0.267		
LAP	SECTOR 1	SECTOR 2	LAP TIME	MPH	DIFF	TIME OF DAY
1 -			1:43.261	69.16	5.171	16:11:32.688
2 -	47.899	<b>50.398</b>	1:38.297 (2)	72.66	0.207	16:13:10.985
3 -	48.607	51.276	1:39.883	71.50	1.793	16:14:50.868
4 -	50.367	51.040	1:41.407	70.43	3.317	16:16:32.275
5 -	48.208	51.108	1:39.316	71.91	1.226	16:18:11.591
6 -	47.695	51.066	1:38.761	72.32	0.671	16:19:50.352
7 -	47.519	50.860	1:38.379 (3)	72.60	0.289	16:21:28.731
8 -	<b>47.425</b>	50.665	<b>1:38.090 (1)</b>	<b>72.81</b>		<b>16:23:06.821</b>

P13 20 Christopher WATSON			MZ - Expert Locksmiths Medway			
IDEAL LAP TIME : 1:38.219		BEST LAP TIME : 1:38.219		DIFFERENCE : 0.000		
LAP	SECTOR 1	SECTOR 2	LAP TIME	MPH	DIFF	TIME OF DAY
1 -			1:46.181	67.26	7.962	16:11:35.608
2 -	48.648	52.686	1:41.334	70.48	3.115	16:13:16.942
3 -	48.873	51.529	1:40.402	71.13	2.183	16:14:57.344
4 -	48.658	51.092	1:39.750	71.60	1.531	16:16:37.094
5 -	47.854	51.197	1:39.051 (3)	72.10	0.832	16:18:16.145
6 -	48.551	50.826	1:39.377	71.87	1.158	16:19:55.522
7 -	<b>47.677</b>	<b>50.542</b>	<b>1:38.219 (1)</b>	<b>72.72</b>		<b>16:21:33.741</b>
8 -	48.300	50.623	1:38.923 (2)	72.20	0.704	16:23:12.664

P14 32 R John ASHMEAD			MZ -			
IDEAL LAP TIME : 1:38.670		BEST LAP TIME : 1:38.693		DIFFERENCE : 0.023		
LAP	SECTOR 1	SECTOR 2	LAP TIME	MPH	DIFF	TIME OF DAY
1 -			1:46.597	67.00	7.904	16:11:36.024
2 -	48.366	52.391	1:40.757	70.88	2.064	16:13:16.781
3 -	48.687	51.607	1:40.294	71.21	1.601	16:14:57.075
4 -	48.801	51.073	1:39.874	71.51	1.181	16:16:36.949
5 -	47.882	51.610	1:39.492	71.79	0.799	16:18:16.441
6 -	47.893	50.869	1:38.762 (2)	72.32	0.069	16:19:55.203
7 -	<b>47.857</b>	50.836	<b>1:38.693 (1)</b>	<b>72.37</b>		<b>16:21:33.896</b>
8 -	48.082	<b>50.813</b>	1:38.895 (3)	72.22	0.202	16:23:12.791

P15 17 GPF David PATERSON			Yamaha - Lots of overtime			
IDEAL LAP TIME : 1:31.920		BEST LAP TIME : 1:32.220		DIFFERENCE : 0.300		
LAP	SECTOR 1	SECTOR 2	LAP TIME	MPH	DIFF	TIME OF DAY
1 -		49.625	2:38.037	45.19	1:05.817	16:12:27.464
2 -	43.432	50.337	1:33.769	76.17	1.549	16:14:01.233
3 -	43.752	49.141	1:32.893	76.88	0.673	16:15:34.126
4 -	<b>43.320</b>	49.241	1:32.561 (2)	77.16	0.341	16:17:06.687
5 -	43.331	50.867	1:34.198	75.82	1.978	16:18:40.885
6 -	43.681	49.472	1:33.153	76.67	0.933	16:20:14.038

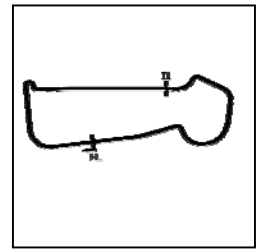
Weather / Track : Bright / Dry

Snetterton 200  
Circuit Length = 1.9840 miles  
Start: 16:09 Flag 16:22 End: 16:23

# BMCRC - MRO Championships 2018 - Rnd 8 @ Snetterton 200

## Chilton Motors BMZRC 250 MZ & Blue Haze 2-Stroke GP

### RACE 14 - SECTOR ANALYSIS



SECTOR 1 = FL to I1, SECTOR 2 = I1 to FL, DIFF = Difference To Personal Best Lap, P = Crossed Finish Line in Pit Lane, D = Time Disallowed

7 -	43.620	<b>48.600</b>	<b>1:32.220 (1)</b>	<b>77.45</b>		<b>16:21:46.258</b>
8 -	43.490	49.175	1:32.665 (3)	77.07	0.445	16:23:18.923

<b>P16</b>	<b>61 GPF</b>	<b>Ian READ</b>	Suzuki - MiMS Racing, Discountbikespares.co.uk			
IDEAL LAP TIME : 1:31.708		BEST LAP TIME : 1:32.104	DIFFERENCE : 0.396			
LAP	SECTOR 1	SECTOR 2	LAP TIME	MPH	DIFF	TIME OF DAY
1 -		48.885	2:39.347	44.82	1:07.243	16:12:28.774
2 -	43.509	48.873	1:32.382 (3)	77.31	0.278	16:14:01.156
3 -	<b>43.464</b>	48.813	1:32.277 (2)	77.40	0.173	16:15:33.433
4 -	43.913	48.929	1:32.842	76.93	0.738	16:17:06.275
5 -	43.937	50.447	1:34.384	75.67	2.280	16:18:40.659
6 -	43.782	49.318	1:33.100	76.71	0.996	16:20:13.759
7 -	44.902	<b>48.244</b>	1:33.146	76.68	1.042	16:21:46.905
8 -	43.729	48.375	<b>1:32.104 (1)</b>	<b>77.54</b>		<b>16:23:19.009</b>

<b>P17</b>	<b>60 GPF</b>	<b>Daniel GOUGH</b>	Yamaha - G Force Motorcycles			
IDEAL LAP TIME : 1:30.703		BEST LAP TIME : 1:32.199	DIFFERENCE : 1.496			
LAP	SECTOR 1	SECTOR 2	LAP TIME	MPH	DIFF	TIME OF DAY
1 -		49.685	2:38.874	44.95	1:06.675	16:12:28.301
2 -	<b>43.127</b>	50.014	1:33.141	76.68	0.942	16:14:01.442
3 -	43.819	49.209	1:33.028	76.77	0.829	16:15:34.470
4 -	43.672	49.116	1:32.788 (2)	76.97	0.589	16:17:07.258
5 -	43.471	50.210	1:33.681	76.24	1.482	16:18:40.939
6 -	44.373	49.189	1:33.562	76.34	1.363	16:20:14.501
7 -	45.375	<b>47.576</b>	1:32.951 (3)	76.84	0.752	16:21:47.452
8 -	43.765	48.434	<b>1:32.199 (1)</b>	<b>77.46</b>		<b>16:23:19.651</b>

<b>P18</b>	<b>38</b>	<b>Chris PETTET</b>	MZ -			
IDEAL LAP TIME : 1:40.093		BEST LAP TIME : 1:40.547	DIFFERENCE : 0.454			
LAP	SECTOR 1	SECTOR 2	LAP TIME	MPH	DIFF	TIME OF DAY
1 -			1:45.991	67.38	5.444	16:11:35.418
2 -	48.552	52.520	1:41.072	70.66	0.525	16:13:16.490
3 -	49.461	52.480	1:41.941	70.06	1.394	16:14:58.431
4 -	49.844	53.631	1:43.475	69.02	2.928	16:16:41.906
5 -	<b>48.132</b>	52.746	1:40.878 (3)	70.80	0.331	16:18:22.784
6 -	48.630	52.475	1:41.105	70.64	0.558	16:20:03.889
7 -	48.796	<b>51.961</b>	1:40.757 (2)	70.88	0.210	16:21:44.646
8 -	48.427	52.120	<b>1:40.547 (1)</b>	<b>71.03</b>		<b>16:23:25.193</b>

<b>P19</b>	<b>35 GPF</b>	<b>Evann PENDRILL</b>	Aprilla - AVClassics			
IDEAL LAP TIME : 1:34.005		BEST LAP TIME : 1:34.005	DIFFERENCE : 0.000			
LAP	SECTOR 1	SECTOR 2	LAP TIME	MPH	DIFF	TIME OF DAY
1 -		49.487	2:41.807	44.14	1:07.802	16:12:31.234
2 -	46.469	49.570	1:36.039	74.37	2.034	16:14:07.273
3 -	46.480	49.101	1:35.581	74.72	1.576	16:15:42.854
4 -	46.757	48.899	1:35.656	74.66	1.651	16:17:18.510
5 -	46.149	49.011	1:35.160	75.05	1.155	16:18:53.670
6 -	45.768	48.772	1:34.540 (2)	75.55	0.535	16:20:28.210
7 -	<b>45.741</b>	<b>48.264</b>	<b>1:34.005 (1)</b>	<b>75.98</b>		<b>16:22:02.215</b>
8 -	46.737	48.273	1:35.010 (3)	75.17	1.005	16:23:37.225

<b>P20</b>	<b>56</b>	<b>Russell TURNER</b>	MZ -			
IDEAL LAP TIME : 1:42.163		BEST LAP TIME : 1:42.163	DIFFERENCE : 0.000			
LAP	SECTOR 1	SECTOR 2	LAP TIME	MPH	DIFF	TIME OF DAY
1 -			1:49.485	65.23	7.322	16:11:38.912
2 -	<b>48.809</b>	<b>53.354</b>	<b>1:42.163 (1)</b>	<b>69.91</b>		<b>16:13:21.075</b>
3 -	49.333	53.905	1:43.238 (3)	69.18	1.075	16:15:04.313
4 -	49.393	53.759	1:43.152 (2)	69.24	0.989	16:16:47.465
5 -	49.393	54.313	1:43.706	68.87	1.543	16:18:31.171

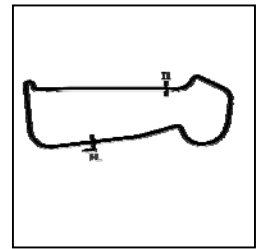
Weather / Track : Bright / Dry

Snetterton 200  
Circuit Length = 1.9840 miles  
Start: 16:09 Flag 16:22 End: 16:23

# BMCRC - MRO Championships 2018 - Rnd 8 @ Snetterton 200

## Chilton Motors BMZRC 250 MZ & Blue Haze 2-Stroke GP

### RACE 14 - SECTOR ANALYSIS



SECTOR 1 = FL to I1, SECTOR 2 = I1 to FL, DIFF = Difference To Personal Best Lap, P = Crossed Finish Line in Pit Lane, D = Time Disallowed

6 -	49.853	54.644	1:44.497	68.35	2.334	16:20:15.668
7 -	49.682	54.851	1:44.533	68.32	2.370	16:22:00.201
8 -	51.989	54.575	1:46.564	67.02	4.401	16:23:46.765

<b>P21</b>	<b>25</b>	<b>Chris CHADDERTON</b>	MZ -			
IDEAL LAP TIME : 1:44.021		BEST LAP TIME : 1:44.021		DIFFERENCE : 0.000		
LAP	SECTOR 1	SECTOR 2	LAP TIME	MPH	DIFF	TIME OF DAY
1 -			1:51.713	63.93	7.692	16:11:41.140
<b>2 -</b>	<b>49.858</b>	<b>54.163</b>	<b>1:44.021 (1)</b>	<b>68.66</b>		<b>16:13:25.161</b>
3 -	49.916	54.368	1:44.284 (3)	68.49	0.263	16:15:09.445
4 -	50.023	55.011	1:45.034	68.00	1.013	16:16:54.479
5 -	50.374	54.529	1:44.903	68.08	0.882	16:18:39.382
6 -	50.705	54.938	1:45.643	67.61	1.622	16:20:25.025
7 -	49.860	54.257	1:44.117 (2)	68.60	0.096	16:22:09.142

<b>P22</b>	<b>96</b>	<b>Chris KENT</b>	MZ - Me, Myself & I			
IDEAL LAP TIME : 1:31.031		BEST LAP TIME : 1:31.166		DIFFERENCE : 0.135		
LAP	SECTOR 1	SECTOR 2	LAP TIME	MPH	DIFF	TIME OF DAY
1 -			1:37.752	73.06	6.586	16:11:27.179
<b>2 -</b>	<b>44.031</b>	47.135	<b>1:31.166 (1)</b>	<b>78.34</b>		<b>16:12:58.345</b>
3 -	45.281	47.664	1:32.945	76.84	1.779	16:14:31.290
4 -	44.848	47.210	1:32.058 (3)	77.58	0.892	16:16:03.348
5 -	44.941	<b>47.000</b>	1:31.941 (2)	77.68	0.775	16:17:35.289

<b>P23</b>	<b>68</b>	<b>Graham GARRIQUES</b>	MZ -			
IDEAL LAP TIME : 1:34.463		BEST LAP TIME : 1:34.662		DIFFERENCE : 0.199		
LAP	SECTOR 1	SECTOR 2	LAP TIME	MPH	DIFF	TIME OF DAY
1 -			1:41.019	70.70	6.357	16:11:30.446
<b>2 -</b>	46.134	48.528	<b>1:34.662 (1)</b>	<b>75.45</b>		<b>16:13:05.108</b>
3 -	46.636	48.902	1:35.538 (3)	74.76	0.876	16:14:40.646
4 -	46.194	<b>48.484</b>	1:34.678 (2)	75.44	0.016	16:16:15.324

<b>P24</b>	<b>6</b>	<b>Jerry FROST</b>	MZ -			
IDEAL LAP TIME : 1:40.590		BEST LAP TIME : 1:40.800		DIFFERENCE : 0.210		
LAP	SECTOR 1	SECTOR 2	LAP TIME	MPH	DIFF	TIME OF DAY
1 -			1:47.074	66.70	6.274	16:11:36.501
<b>2 -</b>	<b>48.517</b>	52.283	<b>1:40.800 (1)</b>	<b>70.85</b>		<b>16:13:17.301</b>
3 -	49.189	<b>52.073</b>	1:41.262 (2)	70.53	0.462	16:14:58.563

<b>P25</b>	<b>85</b>	<b>Andrew WALES</b>	MZ - Illuminated Design LTD			
IDEAL LAP TIME : 1:35.700		BEST LAP TIME : 1:35.700		DIFFERENCE : 0.000		
LAP	SECTOR 1	SECTOR 2	LAP TIME	MPH	DIFF	TIME OF DAY
1 -			1:43.125	69.26	7.425	16:11:32.552
<b>2 -</b>	<b>46.979</b>	<b>48.721</b>	<b>1:35.700 (1)</b>	<b>74.63</b>		<b>16:13:08.252</b>

<b>P26</b>	<b>190 GP</b>	<b>Peter THORNE</b>	Yamaha - Aspire Classic Restorations			
IDEAL LAP TIME :		BEST LAP TIME :		DIFFERENCE :		
LAP	SECTOR 1	SECTOR 2	LAP TIME	MPH	DIFF	TIME OF DAY
1 -		<b>46.156</b>	2:32.716	46.76		16:12:22.143

# BMCRC - MRO Championships 2018 - Rnd 8 @ Snetterton 200

## Chilton Motors BMZRC 250 MZ & Blue Haze 2-Stroke GP

### RACE 14 - BEST SECTORS

SECTOR 1			SECTOR 2			IDEAL / BEST COMPARISON						
POS	NO	NAME	TIME	NO	NAME	TIME	POS	NO	NAME	IDEAL	BEST	DIFF
									<b>PERFECT LAP</b>	<b>1:25.140</b>		
1	125	MILES	<b>39.853</b>	125	MILES	<b>45.287</b>	1	125	MILES	1:25.140	1:25.229	0.089
2	53	WHITING	<b>39.954</b>	53	WHITING	<b>45.349</b>	2	53	WHITING	1:25.303	1:25.303	0.000
3	97	GUYETT	<b>41.160</b>	97	GUYETT	<b>45.576</b>	3	97	GUYETT	1:26.736	1:26.915	0.179
4	81	GRANT	<b>41.351</b>	82	TAYLOR	<b>45.811</b>	4	81	GRANT	1:27.405	1:27.741	0.336
5	2	BEDFORD	<b>41.383</b>	81	GRANT	<b>46.054</b>	5	144	DUNN	1:28.198	1:28.659	0.461
6	144	DUNN	<b>41.748</b>	190	THORNE	<b>46.156</b>	6	83	GODBOLD	1:28.358	1:28.715	0.357
7	21	HUNTER	<b>41.934</b>	83	GODBOLD	<b>46.165</b>	7	2	BEDFORD	1:28.552	1:28.831	0.279
8	83	GODBOLD	<b>42.193</b>	95	ROGERS	<b>46.380</b>	8	21	HUNTER	1:29.084	1:29.500	0.416
9	60	GOUGH	<b>43.127</b>	144	DUNN	<b>46.450</b>	9	82	TAYLOR	1:30.076	1:30.590	0.514
10	17	PATERSON	<b>43.320</b>	96	KENT	<b>47.000</b>	10	60	GOUGH	1:30.703	1:32.199	1.496
11	61	READ	<b>43.464</b>	21	HUNTER	<b>47.150</b>	11	95	ROGERS	1:30.868	1:30.986	0.118
12	96	KENT	<b>44.031</b>	2	BEDFORD	<b>47.169</b>	12	96	KENT	1:31.031	1:31.166	0.135
13	82	TAYLOR	<b>44.265</b>	60	GOUGH	<b>47.576</b>	13	61	READ	1:31.708	1:32.104	0.396
14	95	ROGERS	<b>44.488</b>	61	READ	<b>48.244</b>	14	17	PATERSON	1:31.920	1:32.220	0.300
15	35	PENDRILL	<b>45.741</b>	35	PENDRILL	<b>48.264</b>	15	35	PENDRILL	1:34.005	1:34.005	0.000
16	68	GARRIQUES	<b>45.979</b>	9	HOWLETT	<b>48.278</b>	16	9	HOWLETT	1:34.319	1:34.732	0.413
17	9	HOWLETT	<b>46.041</b>	68	GARRIQUES	<b>48.484</b>	17	68	GARRIQUES	1:34.463	1:34.662	0.199
18	85	WALES	<b>46.979</b>	17	PATERSON	<b>48.600</b>	18	85	WALES	1:35.700	1:35.700	0.000
19	47	FAYERS	<b>47.425</b>	85	WALES	<b>48.721</b>	19	47	FAYERS	1:37.823	1:38.090	0.267
20	20	WATSON	<b>47.677</b>	47	FAYERS	<b>50.398</b>	20	20	WATSON	1:38.219	1:38.219	0.000
21	32	ASHMEAD	<b>47.857</b>	20	WATSON	<b>50.542</b>	21	32	ASHMEAD	1:38.670	1:38.693	0.023
22	38	PETTET	<b>48.132</b>	32	ASHMEAD	<b>50.813</b>	22	38	PETTET	1:40.093	1:40.547	0.454
23	6	FROST	<b>48.517</b>	38	PETTET	<b>51.961</b>	23	6	FROST	1:40.590	1:40.800	0.210
24	56	TURNER	<b>48.809</b>	6	FROST	<b>52.073</b>	24	56	TURNER	1:42.163	1:42.163	0.000
25	25	CHADDERTON	<b>49.858</b>	56	TURNER	<b>53.354</b>	25	25	CHADDERTON	1:44.021	1:44.021	0.000
26				25	CHADDERTON	<b>54.163</b>	26	190	THORNE			

Weather / Track : Bright / Dry

Results can be found at [www.tsl-timing.com](http://www.tsl-timing.com)

Snetterton 200

Circuit Length = 1.9840 miles

Start: 16:09 Flag 16:22 End: 16:23

Printed - 16:25 Saturday, 25 August 2018

**BMCRC - MRO Championships 2018 - Rnd 8 @ Snetterton 200**

**Chilton Motors BMZRC 250 MZ & Blue Haze 2-Stroke GP**

**RACE 5 - GRID (10 Laps)**

ROW 11	1	1	31	<b>190</b> Peter THORNE		
ROW 10	30	1:34.005	29	1:32.220	28	1:32.199
	<b>35</b> Evann PENDRILL		<b>17</b> David PATERSON		<b>60</b> Daniel GOUGH	
ROW 9	27	1:32.104	26	1:29.500	25	1:28.831
	<b>61</b> Ian READ		<b>21</b> Ben HUNTER		<b>2</b> Nick BEDFORD	
ROW 8	24	1:28.715	23	1:28.659	22	1:27.741
	<b>83</b> Paul GODBOLD		<b>144</b> Stephen DUNN		<b>81</b> Scott GRANT	
ROW 7	21	1:26.915	20	1:25.303	19	1:25.229
	<b>97</b> Reece GUYETT		<b>53</b> Mark WHITING		<b>125</b> Ben MILES	
ROW 6	18		17		16	
ROW 5	15		14		13	1:44.021
	<b>69</b> Alexander MANN		<b>29</b> Simon HART		<b>25</b> Chris CHADDERTON	
ROW 4	12	1:42.163	11	1:40.800	10	1:40.547
	<b>56</b> Russell TURNER		<b>6</b> Jerry FROST		<b>38</b> Chris PETTET	
ROW 3	9	1:38.693	8	1:38.219	7	1:38.090
	<b>32</b> John ASHMEAD		<b>20</b> Christopher WATSON		<b>47</b> Richard FAYERS	
ROW 2	6	1:35.700	5	1:34.732	4	1:34.662
	<b>85</b> Andrew WALES		<b>9</b> Gary HOWLETT		<b>68</b> Graham GARRIQUES	
ROW 1	3	1:31.166	2	1:30.986	1	1:30.590
	<b>96</b> Chris KENT		<b>95</b> Christopher ROGERS		<b>82</b> Mark TAYLOR	
						<b>Pole</b>

Snetterton 200  
 Circuit Length = 1.9840 miles

**These results are provisional until the conclusion of any judicial and technical matters.**

Clerk Of Course :	Timekeeper :
-------------------	--------------

Results can be found at [www.tsl-timing.com](http://www.tsl-timing.com)

Printed - 16:27 Saturday, 25 August 2018



BMCRC - MRO Championships 2018 - Rnd 8 @ Snetterton 200

Chilton Motors BMZRC 250 MZ & Blue Haze 2-Stroke GP

RACE 5 - CLASSIFICATION

POS	NO	CL	PIC NAME	ENTRY	LAPS	TIME	GAP	DIFF	MPH	BEST	ON
1	95		1 Christopher ROGERS	MZ - CB Racing	10	15:32.494			76.59	1:31.707	7
2	53*	GP	1 Mark WHITING	Yamaha -	10	15:36.974	4.480	4.480	76.22	1:26.061	8
3	96		2 Chris KENT	MZ - Me, Myself & I	10	15:44.462	11.968	7.488	75.62	1:33.142	4
4	190	GP	2 Peter THORNE	Yamaha - Aspire Classic Restorations	10	15:48.732	16.238	4.270	75.28	1:27.237	9
5	97	GPF	1 Reece GUYETT	Yamaha - rose mot	10	15:49.194	16.700	0.462	75.24	1:26.079	9
6	2	GP	3 Nick BEDFORD	Yamaha - Banx Race Paint	10	15:49.292	16.798	0.098	75.24	1:27.874	2
7	81	GPF	2 Scott GRANT	Yamaha - SEAGER engineering/ Motaac Cycle Parts	10	15:49.396	16.902	0.104	75.23	1:27.159	10
8	83	GPF	3 Paul GODBOLD	Yamaha - Hill farm tree services	10	15:50.267	17.773	0.871	75.16	1:27.890	10
9	82		3 Mark TAYLOR	MZ - Longhove Contracts	10	15:55.398	22.904	5.131	74.75	1:31.924	4
10	144	GPF	4 Stephen DUNN	Yamaha -	10	16:05.101	32.607	9.703	74.00	1:28.984	9
11	68		4 Graham GARRIQUES	MZ -	10	16:07.809	35.315	2.708	73.80	1:35.344	5
12	69	R	1 Alexander MANN	MZ - HS RACING	10	16:17.171	44.677	9.362	73.09	1:35.961	2
13	21	GPF	5 Ben HUNTER	Yamaha -	10	16:23.834	51.340	6.663	72.59	1:29.846	3
14	17	GPF	6 David PATERSON	Yamaha - Lots of overtime	10	16:31.353	58.859	7.519	72.04	1:32.187	5
15	61	GPF	7 Ian READ	Suzuki - MiMS Racing, Discountbikespares.co.uk	10	16:44.845	1:12.351	13.492	71.08	1:33.402	9
16	60	GPF	8 Daniel GOUGH	Yamaha - G Force Motorcycles	10	16:45.019	1:12.525	0.174	71.06	1:33.281	8
17	47		5 Richard FAYERS	MZ -	10	16:45.445	1:12.951	0.426	71.03	1:37.723	2
18	32	R	2 John ASHMEAD	MZ -	10	16:54.343	1:21.849	8.898	70.41	1:39.922	7
19	56		6 Russell TURNER	MZ -	9	15:28.280	1 Lap	1 Lap	69.24	1:40.740	9
20	38		7 Chris PETTET	MZ -	9	15:36.575	1 Lap	8.295	68.63	1:42.226	2
21	25		8 Chris CHADDERTON	MZ -	9	15:58.969	1 Lap	22.394	67.03	1:44.448	3

NOT CLASSIFIED

DNF	20		Christopher WATSON	MZ - Expert Locksmiths Medway	3	5:11.196	7 Laps	6 Laps	68.85	1:39.580	2
DNF	125	GPF	Ben MILES	Honda - Allspeed	3	5:30.955	7 Laps	19.759	64.74	1:29.977	2
DNF	85		Andrew WALES	MZ - Illuminated Design LTD	2	3:21.940	8 Laps	1 Lap	70.73	1:38.020	2
DNF	3	GP	Tom BARRETT	Honda -	1	2:37.703	9 Laps	1 Lap	45.29		
DNF	29	R	Simon HART	MZ -	0						
DNF	35	GPF	Evann PENDRILL	Aprilia - AVClassics	0						

FASTEST LAP

53	GP	Mark WHITING	Yamaha -	8	1:26.061	82.99 mph	133.56 kph
97	GPF	Reece GUYETT	Yamaha - rose mot	9	1:26.079	82.97 mph	133.53 kph
95		Christopher ROGERS	MZ - CB Racing	7	1:31.707	77.88 mph	125.34 kph
69	R	Alexander MANN	MZ - HS RACING	2	1:35.961	74.43 mph	119.78 kph

\* No 21 - Transponder not working

\* No 53 - 10 second jump start penalty

Class - 92.5% of Race Speed = 70.84 mph

Class GP - 92.5% of Race Speed = 70.50 mph

Class GPF - 92.5% of Race Speed = 69.59 mph

Class R - 92.5% of Race Speed = 67.60 mph

Snetterton 200

Circuit Length = 1.9840 miles

Start: 11:08 Flag 11:24 End: 11:25

Weather / Track : Overcast / Dry

These results are provisional until the conclusion of any judicial and technical matters.

Clerk Of Course :	Timekeeper :
-------------------	--------------

Results can be found at [www.tsl-timing.com](http://www.tsl-timing.com)

Printed - 11:26 Sunday, 26 August 2018



# BMCRC - MRO Championships 2018 - Rnd 8 @ Snetterton 200

## Chilton Motors BMZRC 250 MZ & Blue Haze 2-Stroke GP

### RACE 5 - LAP CHART

**LAP 1 @ 11:10:26.692**

NO	BEHIND	LAP TIME
----	--------	----------

95		1:39.292
82	0.026	1:39.318
96	0.146	1:39.438
68	4.539	1:43.831
85	4.628	1:43.920
47	4.676	1:43.968
69	4.714	1:44.006
32	7.781	1:47.073
20	8.207	1:47.499
38	10.972	1:50.264
56	12.724	1:52.016
25	14.253	1:53.545
53	48.414	2:27.706
125	50.894	2:30.186
190	51.562	2:30.854
81	51.702	2:30.994
83	51.881	2:31.173
21	52.831	2:32.123
2	52.888	2:32.180
17	54.982	2:34.274
144	57.308	2:36.600
61	57.714	2:37.006
3	58.411	2:37.703
60	58.632	2:37.924
97	59.784	2:39.076

**LAP 2 @ 11:12:00.363**

NO	BEHIND	LAP TIME
----	--------	----------

95		1:33.671
96	0.219	1:33.744
82	1.990	1:35.635
68	6.223	1:35.355
69	7.004	1:35.961
47	8.728	1:37.723
85	8.977	1:38.020
20	14.116	1:39.580
32	15.296	1:41.186
38	19.527	1:42.226
56	21.303	1:42.250
25	25.998	1:45.416
53	40.852	1:26.109
81	46.796	1:28.765
2	47.091	1:27.874
125	47.200	1:29.977
190	47.565	1:29.674
83	48.897	1:30.687
21	49.151	1:29.991
144	54.634	1:30.997
17	54.794	1:33.483
97	55.245	1:29.132
61	59.356	1:35.313
60	1:00.264	1:35.303

**LAP 3 @ 11:13:33.497**

NO	BEHIND	LAP TIME
----	--------	----------

95		1:33.134
96	0.949	1:33.864
82	3.189	1:34.333
68	8.922	1:35.833
69	10.171	1:36.301
47	14.419	1:38.825

32	22.544	1:40.382
20	25.099	1:44.117
38	29.510	1:43.117
56	30.921	1:42.752
53	34.125	1:26.407
25	37.312	1:44.448
2	41.971	1:28.014
81	42.880	1:29.218
190	42.957	1:28.526
83	44.690	1:28.927
125	44.858	1:30.792
21	45.863	1:29.846
97	50.826	1:28.715
144	51.472	1:29.972
17	55.180	1:33.520
61	1:01.361	1:35.139
60	1:01.950	1:34.820

**LAP 4 @ 11:15:06.041**

NO	BEHIND	LAP TIME
----	--------	----------

95		1:32.544
96	1.547	1:33.142
82	2.569	1:31.924
68	12.369	1:35.991
69	14.303	1:36.676
47	21.126	1:39.251
53	27.793	1:26.212
32	31.001	1:41.001
2	38.786	1:29.359
190	39.336	1:28.923
81	39.980	1:29.644
38	40.366	1:43.400
56	40.810	1:42.433
83	40.936	1:28.790
21	43.697	1:30.378
97	46.633	1:28.351
144	48.936	1:30.008
25	50.571	1:45.803
17	55.492	1:32.856
61	1:03.226	1:34.409
60	1:03.951	1:34.545

**LAP 5 @ 11:16:37.795**

NO	BEHIND	LAP TIME
----	--------	----------

95		1:31.754
96	2.954	1:33.161
82	3.686	1:32.871
68	15.959	1:35.344
69	19.162	1:36.613
53	22.889	1:26.850
47	27.776	1:38.404
2	35.675	1:28.643
190	36.519	1:28.937
81	36.932	1:28.706
83	38.594	1:29.412
32	40.188	1:40.941
97	42.573	1:27.694
21	43.182	1:31.239
144	46.919	1:29.737
38	51.338	1:42.726
56	51.483	1:42.427
17	55.925	1:32.187
25	1:04.818	1:46.001
61	1:05.446	1:33.974

**LAP 6 @ 11:18:09.817**

NO	BEHIND	LAP TIME
----	--------	----------

95		1:32.022
96	4.142	1:33.210
82	5.466	1:33.802
53	17.214	1:26.347
68	19.468	1:35.531
69	24.146	1:37.006
2	33.046	1:29.393
190	33.248	1:28.751
81	34.408	1:29.498
83	34.515	1:27.943
47	37.411	1:41.657
97	38.371	1:27.820
21	41.954	1:30.794
144	45.739	1:30.842
32	48.155	1:39.989
17	56.624	1:32.721
56	1:01.246	1:41.785
38	1:02.327	1:43.011
61	1:07.746	1:34.322
60	1:08.180	1:34.233
25	1:19.400	1:46.604

**LAP 7 @ 11:19:41.524**

NO	BEHIND	LAP TIME
----	--------	----------

95		1:31.707
96	5.861	1:33.426
82	11.327	1:37.568
53	12.316	1:26.809
68	24.311	1:36.550
190	29.838	1:28.297
2	29.913	1:28.574
69	30.003	1:37.564
81	30.403	1:27.702
83	31.048	1:28.240
97	34.479	1:27.815
21	42.027	1:31.780
144	43.173	1:29.141
47	44.565	1:38.861
32	56.370	1:39.922
17	58.354	1:33.437
61	1:09.786	1:33.747
60	1:10.321	1:33.848
56	1:10.773	1:41.234
38	1:13.372	1:42.752

**LAP 8 @ 11:21:13.814**

NO	BEHIND	LAP TIME
----	--------	----------

95		1:32.290
25	1 Lap	1:45.560
53	6.087	1:26.061
96	7.656	1:34.085
82	15.727	1:36.690
2	26.020	1:28.397
190	27.501	1:29.953
81	27.656	1:29.543
83	27.753	1:28.995
97	28.938	1:26.749
68	29.032	1:37.011
69	35.460	1:37.747

144	40.505	1:29.622
21	44.619	1:34.882
47	54.828	1:42.553
17	59.002	1:32.938
32	1:04.885	1:40.805
61	1:11.080	1:33.584
60	1:11.312	1:33.281
56	1:21.126	1:42.643
38	1:24.797	1:43.715

**LAP 9 @ 11:22:46.393**

NO	BEHIND	LAP TIME
----	--------	----------

95		1:32.579
53	1.282	1:27.774
96	9.025	1:33.948
25	1 Lap	1:46.107
82	17.716	1:34.568
2	21.790	1:28.349
190	22.159	1:27.237
97	22.438	1:26.079
81	23.244	1:28.167
83	23.384	1:28.210
68	32.076	1:35.623
144	36.910	1:28.984
69	41.197	1:38.316
21	50.053	1:38.013
17	59.222	1:32.799
47	1:04.541	1:42.292
61	1:11.903	1:33.402
60	1:12.128	1:33.395
32	1:14.140	1:41.834

**LAP 10 @ 11:24:14.374**

NO	BEHIND	LAP TIME
----	--------	----------

53		1:26.699
56	1 Lap	1:40.740
95	5.520	1:33.501
38	1 Lap	1:45.364
96	17.488	1:36.444
190	21.758	1:27.580
97	22.220	1:27.763
2	22.318	1:28.509
81	22.422	1:27.159
83	23.293	1:27.890
82	28.424	1:38.689
25	1 Lap	1:45.485
144	38.127	1:29.198
68	40.835	1:36.740
69	50.197	1:36.981
21	56.860	1:34.788
17	1:04.379	1:33.138
61	1:17.871	1:33.949
60	1:18.045	1:33.898
47	1:18.471	1:41.911
32	1:27.369	1:41.210

Snetterton 200

Circuit Length = 1.9840 miles

Start: 11:08 Flag 11:24 End: 11:25

Weather / Track : Overcast / Dry

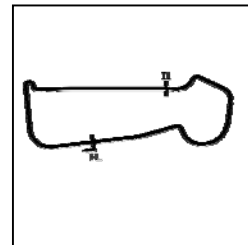
 Results can be found at [www.tsl-timing.com](http://www.tsl-timing.com)

Printed - 11:28 Sunday, 26 August 2018

# BMCRC - MRO Championships 2018 - Rnd 8 @ Snetterton 200

## Chilton Motors BMZRC 250 MZ & Blue Haze 2-Stroke GP

### RACE 5 - SECTOR ANALYSIS



SECTOR 1 = FL to I1, SECTOR 2 = I1 to FL, DIFF = Difference To Personal Best Lap, P = Crossed Finish Line in Pit Lane, D = Time Disallowed

P1 95 Christopher ROGERS		MZ - CB Racing				
IDEAL LAP TIME : 1:31.480		BEST LAP TIME : 1:31.707		DIFFERENCE : 0.227		
LAP	SECTOR 1	SECTOR 2	LAP TIME	MPH	DIFF	TIME OF DAY
1 -			1:39.292	71.93	7.585	11:10:26.692
2 -	45.225	48.446	1:33.671	76.25	1.964	11:12:00.363
3 -	45.035	48.099	1:33.134	76.69	1.427	11:13:33.497
4 -	45.065	47.479	1:32.544	77.17	0.837	11:15:06.041
5 -	<b>44.536</b>	47.218	1:31.754 (2)	77.84	0.047	11:16:37.795
6 -	44.907	47.115	1:32.022 (3)	77.61	0.315	11:18:09.817
7 -	44.763	<b>46.944</b>	<b>1:31.707 (1)</b>	<b>77.88</b>		<b>11:19:41.524</b>
8 -	44.822	47.468	1:32.290	77.39	0.583	11:21:13.814
9 -	44.757	47.822	1:32.579	77.15	0.872	11:22:46.393
10 -	46.212	47.289	1:33.501	76.38	1.794	11:24:19.894

P2 53 GP Mark WHITING		Yamaha -				
IDEAL LAP TIME : 1:25.484		BEST LAP TIME : 1:26.061		DIFFERENCE : 0.577		
LAP	SECTOR 1	SECTOR 2	LAP TIME	MPH	DIFF	TIME OF DAY
1 -		46.794	2:27.706	48.35	1:01.645	11:11:15.106
2 -	39.984	46.125	1:26.109 (2)	82.94	0.048	11:12:41.215
3 -	40.146	46.261	1:26.407	82.66	0.346	11:14:07.622
4 -	<b>39.899</b>	46.313	1:26.212 (3)	82.84	0.151	11:15:33.834
5 -	40.446	46.404	1:26.850	82.23	0.789	11:17:00.684
6 -	40.592	45.755	1:26.347	82.71	0.286	11:18:27.031
7 -	40.528	46.281	1:26.809	82.27	0.748	11:19:53.840
8 -	40.476	<b>45.585</b>	<b>1:26.061 (1)</b>	<b>82.99</b>		<b>11:21:19.901</b>
9 -	40.579	47.195	1:27.774	81.37	1.713	11:22:47.675
10 -	40.601	46.098	1:26.699	82.38	0.638	11:24:14.374

P3 96 Chris KENT		MZ - Me, Myself & I				
IDEAL LAP TIME : 1:32.765		BEST LAP TIME : 1:33.142		DIFFERENCE : 0.377		
LAP	SECTOR 1	SECTOR 2	LAP TIME	MPH	DIFF	TIME OF DAY
1 -			1:39.438	71.82	6.296	11:10:26.838
2 -	44.909	48.835	1:33.744	76.19	0.602	11:12:00.582
3 -	45.147	48.717	1:33.864	76.09	0.722	11:13:34.446
4 -	<b>44.830</b>	48.312	<b>1:33.142 (1)</b>	<b>76.68</b>		<b>11:15:07.588</b>
5 -	45.003	48.158	1:33.161 (2)	76.66	0.019	11:16:40.749
6 -	45.275	<b>47.935</b>	1:33.210 (3)	76.62	0.068	11:18:13.959
7 -	45.075	48.351	1:33.426	76.45	0.284	11:19:47.385
8 -	45.751	48.334	1:34.085	75.91	0.943	11:21:21.470
9 -	44.875	49.073	1:33.948	76.02	0.806	11:22:55.418
10 -	46.145	50.299	1:36.444	74.05	3.302	11:24:31.862

P4 190 GP Peter THORNE		Yamaha - Aspire Classic Restorations				
IDEAL LAP TIME : 1:26.664		BEST LAP TIME : 1:27.237		DIFFERENCE : 0.573		
LAP	SECTOR 1	SECTOR 2	LAP TIME	MPH	DIFF	TIME OF DAY
1 -		46.911	2:30.854	47.34	1:03.617	11:11:18.254
2 -	42.358	47.316	1:29.674	79.65	2.437	11:12:47.928
3 -	41.910	46.616	1:28.526	80.68	1.289	11:14:16.454
4 -	41.286	47.637	1:28.923	80.32	1.686	11:15:45.377
5 -	41.568	47.369	1:28.937	80.31	1.700	11:17:14.314
6 -	41.948	46.803	1:28.751	80.47	1.514	11:18:43.065
7 -	<b>41.016</b>	47.281	1:28.297 (3)	80.89	1.060	11:20:11.362
8 -	42.288	47.665	1:29.953	79.40	2.716	11:21:41.315
9 -	41.589	<b>45.648</b>	<b>1:27.237 (1)</b>	<b>81.87</b>		<b>11:23:08.552</b>
10 -	41.312	46.268	1:27.580 (2)	81.55	0.343	11:24:36.132

P5 97 GPF Reece GUYETT		Yamaha - rose mot				
IDEAL LAP TIME : 1:26.079		BEST LAP TIME : 1:26.079		DIFFERENCE : 0.000		
LAP	SECTOR 1	SECTOR 2	LAP TIME	MPH	DIFF	TIME OF DAY

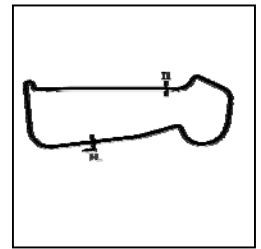
Weather / Track : Overcast / Dry

Snetterton 200  
Circuit Length = 1.9840 miles  
Start: 11:08 Flag 11:24 End: 11:25

# BMCRC - MRO Championships 2018 - Rnd 8 @ Snetterton 200

## Chilton Motors BMZRC 250 MZ & Blue Haze 2-Stroke GP

### RACE 5 - SECTOR ANALYSIS



SECTOR 1 = FL to I1, SECTOR 2 = I1 to FL, DIFF = Difference To Personal Best Lap, P = Crossed Finish Line in Pit Lane, D = Time Disallowed

1 -		57.247		2:39.076	44.89	1:12.997	11:11:26.476
2 -	42.205	46.927		1:29.132	80.13	3.053	11:12:55.608
3 -	42.018	46.697		1:28.715	80.51	2.636	11:14:24.323
4 -	41.792	46.559		1:28.351	80.84	2.272	11:15:52.674
5 -	41.398	46.296		1:27.694 (3)	81.44	1.615	11:17:20.368
6 -	41.892	45.928		1:27.820	81.33	1.741	11:18:48.188
7 -	41.624	46.191		1:27.815	81.33	1.736	11:20:16.003
8 -	41.311	45.438		1:26.749 (2)	82.33	0.670	11:21:42.752
9 -	<b>40.739</b>	<b>45.340</b>		<b>1:26.079 (1)</b>	<b>82.97</b>		<b>11:23:08.831</b>
10 -	41.432	46.331		1:27.763	81.38	1.684	11:24:36.594

P6 2 GP Nick BEDFORD			Yamaha - Banx Race Paint			
IDEAL LAP TIME : 1:27.621		BEST LAP TIME : 1:27.874		DIFFERENCE : 0.253		
LAP	SECTOR 1	SECTOR 2	LAP TIME	MPH	DIFF	TIME OF DAY
1 -		47.754	2:32.180	46.93	1:04.306	11:11:19.580
2 -	41.084	<b>46.790</b>	<b>1:27.874 (1)</b>	<b>81.28</b>		<b>11:12:47.454</b>
3 -	<b>40.831</b>	47.183	1:28.014 (2)	81.15	0.140	11:14:15.468
4 -	41.405	47.954	1:29.359	79.93	1.485	11:15:44.827
5 -	41.198	47.445	1:28.643	80.57	0.769	11:17:13.470
6 -	41.524	47.869	1:29.393	79.90	1.519	11:18:42.863
7 -	41.299	47.275	1:28.574	80.63	0.700	11:20:11.437
8 -	41.413	46.984	1:28.397	80.80	0.523	11:21:39.834
9 -	41.143	47.206	1:28.349 (3)	80.84	0.475	11:23:08.183
10 -	41.512	46.997	1:28.509	80.69	0.635	11:24:36.692

P7 81 GPF Scott GRANT			Yamaha - SEAGER engineering/ Motaa Cycle Parts			
IDEAL LAP TIME : 1:27.159		BEST LAP TIME : 1:27.159		DIFFERENCE : 0.000		
LAP	SECTOR 1	SECTOR 2	LAP TIME	MPH	DIFF	TIME OF DAY
1 -		47.853	2:30.994	47.30	1:03.835	11:11:18.394
2 -	42.032	46.733	1:28.765	80.46	1.606	11:12:47.159
3 -	42.590	46.628	1:29.218	80.05	2.059	11:14:16.377
4 -	41.622	48.022	1:29.644	79.67	2.485	11:15:46.021
5 -	41.666	47.040	1:28.706	80.51	1.547	11:17:14.727
6 -	41.655	47.843	1:29.498	79.80	2.339	11:18:44.225
7 -	41.298	46.404	1:27.702 (2)	81.44	0.543	11:20:11.927
8 -	42.453	47.090	1:29.543	79.76	2.384	11:21:41.470
9 -	41.685	46.482	1:28.167 (3)	81.01	1.008	11:23:09.637
10 -	<b>41.090</b>	<b>46.069</b>	<b>1:27.159 (1)</b>	<b>81.94</b>		<b>11:24:36.796</b>

P8 83 GPF Paul GODBOLD			Yamaha - Hill farm tree services			
IDEAL LAP TIME : 1:27.570		BEST LAP TIME : 1:27.890		DIFFERENCE : 0.320		
LAP	SECTOR 1	SECTOR 2	LAP TIME	MPH	DIFF	TIME OF DAY
1 -		47.268	2:31.173	47.24	1:03.283	11:11:18.573
2 -	43.176	47.511	1:30.687	78.76	2.797	11:12:49.260
3 -	42.631	46.296	1:28.927	80.31	1.037	11:14:18.187
4 -	42.516	46.274	1:28.790	80.44	0.900	11:15:46.977
5 -	42.235	47.177	1:29.412	79.88	1.522	11:17:16.389
6 -	42.105	<b>45.838</b>	1:27.943 (2)	81.21	0.053	11:18:44.332
7 -	42.066	46.174	1:28.240	80.94	0.350	11:20:12.572
8 -	42.140	46.855	1:28.995	80.25	1.105	11:21:41.567
9 -	42.319	45.891	1:28.210 (3)	80.97	0.320	11:23:09.777
10 -	<b>41.732</b>	46.158	<b>1:27.890 (1)</b>	<b>81.26</b>		<b>11:24:37.667</b>

P9 82 Mark TAYLOR			MZ - Longhove Contracts			
IDEAL LAP TIME : 1:31.783		BEST LAP TIME : 1:31.924		DIFFERENCE : 0.141		
LAP	SECTOR 1	SECTOR 2	LAP TIME	MPH	DIFF	TIME OF DAY
1 -			1:39.318	71.91	7.394	11:10:26.718
2 -	45.097	50.538	1:35.635	74.68	3.711	11:12:02.353
3 -	47.364	46.969	1:34.333	75.71	2.409	11:13:36.686
4 -	45.056	<b>46.868</b>	<b>1:31.924 (1)</b>	<b>77.70</b>		<b>11:15:08.610</b>

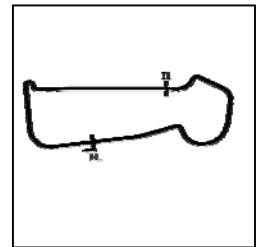
Weather / Track : Overcast / Dry

Snetterton 200  
Circuit Length = 1.9840 miles  
Start: 11:08 Flag 11:24 End: 11:25

# BMCRC - MRO Championships 2018 - Rnd 8 @ Snetterton 200

## Chilton Motors BMZRC 250 MZ & Blue Haze 2-Stroke GP

### RACE 5 - SECTOR ANALYSIS



SECTOR 1 = FL to I1, SECTOR 2 = I1 to FL, DIFF = Difference To Personal Best Lap, P = Crossed Finish Line in Pit Lane, D = Time Disallowed

5 -	<b>44.915</b>	47.956	1:32.871 (2)	76.90	0.947	11:16:41.481
6 -	46.379	47.423	1:33.802 (3)	76.14	1.878	11:18:15.283
7 -	46.888	50.680	1:37.568	73.20	5.644	11:19:52.851
8 -	48.322	48.368	1:36.690	73.87	4.766	11:21:29.541
9 -	46.667	47.901	1:34.568	75.52	2.644	11:23:04.109
10 -	49.252	49.437	1:38.689	72.37	6.765	11:24:42.798

<b>P10 144 GPF</b>	<b>Stephen DUNN</b>	Yamaha -
IDEAL LAP TIME : 1:28.297	BEST LAP TIME : 1:28.984	DIFFERENCE : 0.687

LAP	SECTOR 1	SECTOR 2	LAP TIME	MPH	DIFF	TIME OF DAY
1 -		50.317	2:36.600	45.60	1:07.616	11:11:24.000
2 -	42.310	48.687	1:30.997	78.49	2.013	11:12:54.997
3 -	41.715	48.257	1:29.972	79.38	0.988	11:14:24.969
4 -	41.993	48.015	1:30.008	79.35	1.024	11:15:54.977
5 -	41.733	48.004	1:29.737	79.59	0.753	11:17:24.714
6 -	43.079	47.763	1:30.842	78.62	1.858	11:18:55.556
7 -	42.215	<b>46.926</b>	1:29.141 (2)	80.12	0.157	11:20:24.697
8 -	41.998	47.624	1:29.622	79.69	0.638	11:21:54.319
9 -	<b>41.371</b>	47.613	<b>1:28.984 (1)</b>	<b>80.26</b>		<b>11:23:23.303</b>
10 -	41.763	47.435	1:29.198 (3)	80.07	0.214	11:24:52.501

<b>P11 68</b>	<b>Graham GARRIQUES</b>	MZ -
IDEAL LAP TIME : 1:35.233	BEST LAP TIME : 1:35.344	DIFFERENCE : 0.111

LAP	SECTOR 1	SECTOR 2	LAP TIME	MPH	DIFF	TIME OF DAY
1 -			1:43.831	68.78	8.487	11:10:31.231
2 -	46.096	49.259	1:35.355 (2)	74.90	0.011	11:12:06.586
3 -	<b>46.081</b>	49.752	1:35.833	74.53	0.489	11:13:42.419
4 -	46.436	49.555	1:35.991	74.40	0.647	11:15:18.410
5 -	46.107	49.237	<b>1:35.344 (1)</b>	<b>74.91</b>		<b>11:16:53.754</b>
6 -	46.280	49.251	1:35.531 (3)	74.76	0.187	11:18:29.285
7 -	46.610	49.940	1:36.550	73.97	1.206	11:20:05.835
8 -	46.708	50.303	1:37.011	73.62	1.667	11:21:42.846
9 -	46.471	<b>49.152</b>	1:35.623	74.69	0.279	11:23:18.469
10 -	46.639	50.101	1:36.740	73.83	1.396	11:24:55.209

<b>P12 69 R</b>	<b>Alexander MANN</b>	MZ - HS RACING
IDEAL LAP TIME : 1:35.893	BEST LAP TIME : 1:35.961	DIFFERENCE : 0.068

LAP	SECTOR 1	SECTOR 2	LAP TIME	MPH	DIFF	TIME OF DAY
1 -			1:44.006	68.67	8.045	11:10:31.406
2 -	46.460	<b>49.501</b>	<b>1:35.961 (1)</b>	<b>74.43</b>		<b>11:12:07.367</b>
3 -	<b>46.392</b>	49.909	1:36.301 (2)	74.16	0.340	11:13:43.668
4 -	46.451	50.225	1:36.676	73.88	0.715	11:15:20.344
5 -	46.674	49.939	1:36.613 (3)	73.92	0.652	11:16:56.957
6 -	46.562	50.444	1:37.006	73.62	1.045	11:18:33.963
7 -	46.958	50.606	1:37.564	73.20	1.603	11:20:11.527
8 -	46.602	51.145	1:37.747	73.07	1.786	11:21:49.274
9 -	47.160	51.156	1:38.316	72.64	2.355	11:23:27.590
10 -	46.860	50.121	1:36.981	73.64	1.020	11:25:04.571

<b>P13 21 GPF</b>	<b>Ben HUNTER</b>	Yamaha -
IDEAL LAP TIME : 1:30.794	BEST LAP TIME : 1:29.846	DIFFERENCE : -0.948

LAP	SECTOR 1	SECTOR 2	LAP TIME	MPH	DIFF	TIME OF DAY
1 -		48.060	2:32.123	46.95	1:02.277	11:11:19.523
2 -			1:29.991 (2)	79.36	0.145	11:12:49.514
3 -			<b>1:29.846 (1)</b>	<b>79.49</b>		<b>11:14:19.360</b>
4 -			1:30.378 (3)	79.02	0.532	11:15:49.738
5 -	43.107	48.132	1:31.239	78.28	1.393	11:17:20.977
6 -	<b>42.901</b>	<b>47.893</b>	1:30.794	78.66	0.948	11:18:51.771
7 -	43.654	48.126	1:31.780	77.82	1.934	11:20:23.551
8 -	43.627	51.255	1:34.882	75.27	5.036	11:21:58.433

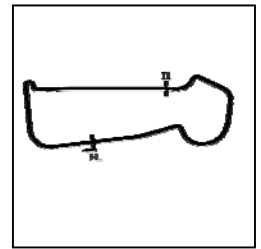
Weather / Track : Overcast / Dry

Snetterton 200  
Circuit Length = 1.9840 miles  
Start: 11:08 Flag 11:24 End: 11:25

# BMCRC - MRO Championships 2018 - Rnd 8 @ Snetterton 200

## Chilton Motors BMZRC 250 MZ & Blue Haze 2-Stroke GP

### RACE 5 - SECTOR ANALYSIS



SECTOR 1 = FL to I1, SECTOR 2 = I1 to FL, DIFF = Difference To Personal Best Lap, P = Crossed Finish Line in Pit Lane, D = Time Disallowed

9 -	46.421	51.592	1:38.013	72.87	8.167	11:23:36.446
10 -	45.524	49.264	1:34.788	75.35	4.942	11:25:11.234

P14 17 GPF		David PATERSON		Yamaha - Lots of overtime			
IDEAL LAP TIME : 1:31.773		BEST LAP TIME : 1:32.187		DIFFERENCE : 0.414			
LAP	SECTOR 1	SECTOR 2	LAP TIME	MPH	DIFF	TIME OF DAY	
1 -		49.421	2:34.274	46.29	1:02.087	11:11:21.674	
2 -	43.670	49.813	1:33.483	76.40	1.296	11:12:55.157	
3 -	44.347	49.173	1:33.520	76.37	1.333	11:14:28.677	
4 -	<b>43.165</b>	49.691	1:32.856	76.92	0.669	11:16:01.533	
5 -	43.510	48.677	<b>1:32.187 (1)</b>	<b>77.47</b>		<b>11:17:33.720</b>	
6 -	43.283	49.438	1:32.721 (2)	77.03	0.534	11:19:06.441	
7 -	44.281	49.156	1:33.437	76.44	1.250	11:20:39.878	
8 -	44.330	<b>48.608</b>	1:32.938	76.85	0.751	11:22:12.816	
9 -	43.594	49.205	1:32.799 (3)	76.96	0.612	11:23:45.615	
10 -	43.720	49.418	1:33.138	76.68	0.951	11:25:18.753	

P15 61 GPF		Ian READ		Suzuki - MIMS Racing, Discountbikespares.co.uk			
IDEAL LAP TIME : 1:33.028		BEST LAP TIME : 1:33.402		DIFFERENCE : 0.374			
LAP	SECTOR 1	SECTOR 2	LAP TIME	MPH	DIFF	TIME OF DAY	
1 -		50.559	2:37.006	45.49	1:03.604	11:11:24.406	
2 -	44.859	50.454	1:35.313	74.93	1.911	11:12:59.719	
3 -	44.546	50.593	1:35.139	75.07	1.737	11:14:34.858	
4 -	44.542	49.867	1:34.409	75.65	1.007	11:16:09.267	
5 -	44.247	49.727	1:33.974	76.00	0.572	11:17:43.241	
6 -	44.718	49.604	1:34.322	75.72	0.920	11:19:17.563	
7 -	44.281	49.466	1:33.747 (3)	76.18	0.345	11:20:51.310	
8 -	44.231	<b>49.353</b>	1:33.584 (2)	76.32	0.182	11:22:24.894	
9 -	<b>43.675</b>	49.727	<b>1:33.402 (1)</b>	<b>76.47</b>		<b>11:23:58.296</b>	
10 -	44.357	49.592	1:33.949	76.02	0.547	11:25:32.245	

P16 60 GPF		Daniel GOUGH		Yamaha - G Force Motorcycles			
IDEAL LAP TIME : 1:33.062		BEST LAP TIME : 1:33.281		DIFFERENCE : 0.219			
LAP	SECTOR 1	SECTOR 2	LAP TIME	MPH	DIFF	TIME OF DAY	
1 -		50.805	2:37.924	45.22	1:04.643	11:11:25.324	
2 -	44.495	50.808	1:35.303	74.94	2.022	11:13:00.627	
3 -	43.929	50.891	1:34.820	75.32	1.539	11:14:35.447	
4 -	44.009	50.536	1:34.545	75.54	1.264	11:16:09.992	
5 -	<b>43.540</b>	50.232	1:33.772 (3)	76.16	0.491	11:17:43.764	
6 -	44.375	49.858	1:34.233	75.79	0.952	11:19:17.997	
7 -	44.150	49.698	1:33.848	76.10	0.567	11:20:51.845	
8 -	43.759	<b>49.522</b>	<b>1:33.281 (1)</b>	<b>76.57</b>		<b>11:22:25.126</b>	
9 -	43.827	49.568	1:33.395 (2)	76.47	0.114	11:23:58.521	
10 -	44.217	49.681	1:33.898	76.06	0.617	11:25:32.419	

P17 47		Richard FAYERS		MZ -			
IDEAL LAP TIME : 1:37.723		BEST LAP TIME : 1:37.723		DIFFERENCE : 0.000			
LAP	SECTOR 1	SECTOR 2	LAP TIME	MPH	DIFF	TIME OF DAY	
1 -			1:43.968	68.69	6.245	11:10:31.368	
2 -	<b>47.236</b>	<b>50.487</b>	<b>1:37.723 (1)</b>	<b>73.08</b>		<b>11:12:09.091</b>	
3 -	47.347	51.478	1:38.825 (3)	72.27	1.102	11:13:47.916	
4 -	47.625	51.626	1:39.251	71.96	1.528	11:15:27.167	
5 -	47.504	50.900	1:38.404 (2)	72.58	0.681	11:17:05.571	
6 -	48.954	52.703	1:41.657	70.26	3.934	11:18:47.228	
7 -	47.745	51.116	1:38.861	72.24	1.138	11:20:26.089	
8 -	50.641	51.912	1:42.553	69.64	4.830	11:22:08.642	
9 -	50.076	52.216	1:42.292	69.82	4.569	11:23:50.934	
10 -	49.693	52.218	1:41.911	70.08	4.188	11:25:32.845	

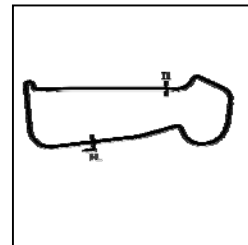
Weather / Track : Overcast / Dry

Snetterton 200  
Circuit Length = 1.9840 miles  
Start: 11:08 Flag 11:24 End: 11:25

# BMCRC - MRO Championships 2018 - Rnd 8 @ Snetterton 200

## Chilton Motors BMZRC 250 MZ & Blue Haze 2-Stroke GP

### RACE 5 - SECTOR ANALYSIS



SECTOR 1 = FL to I1, SECTOR 2 = I1 to FL, DIFF = Difference To Personal Best Lap, P = Crossed Finish Line in Pit Lane, D = Time Disallowed

P18 32 R John ASHMEAD			MZ -			
IDEAL LAP TIME : 1:39.471		BEST LAP TIME : 1:39.922		DIFFERENCE : 0.451		
LAP	SECTOR 1	SECTOR 2	LAP TIME	MPH	DIFF	TIME OF DAY
1 -			1:47.073	66.70	7.151	11:10:34.473
2 -	48.600	52.586	1:41.186	70.58	1.264	11:12:15.659
3 -	<b>47.728</b>	52.654	1:40.382 (3)	71.15	0.460	11:13:56.041
4 -	48.958	52.043	1:41.001	70.71	1.079	11:15:37.042
5 -	49.085	51.856	1:40.941	70.75	1.019	11:17:17.983
6 -	48.053	51.936	1:39.989 (2)	71.43	0.067	11:18:57.972
7 -	48.179	<b>51.743</b>	<b>1:39.922 (1)</b>	<b>71.48</b>		<b>11:20:37.894</b>
8 -	48.511	52.294	1:40.805	70.85	0.883	11:22:18.699
9 -	48.558	53.276	1:41.834	70.13	1.912	11:24:00.533
10 -	48.717	52.493	1:41.210	70.57	1.288	11:25:41.743

P19 56 Russell TURNER			MZ -			
IDEAL LAP TIME : 1:40.230		BEST LAP TIME : 1:40.740		DIFFERENCE : 0.510		
LAP	SECTOR 1	SECTOR 2	LAP TIME	MPH	DIFF	TIME OF DAY
1 -			1:52.016	63.76	11.276	11:10:39.416
2 -	48.042	54.208	1:42.250	69.85	1.510	11:12:21.666
3 -	48.926	53.826	1:42.752	69.51	2.012	11:14:04.418
4 -	48.777	53.656	1:42.433	69.72	1.693	11:15:46.851
5 -	48.911	53.516	1:42.427	69.73	1.687	11:17:29.278
6 -	47.884	53.901	1:41.785 (3)	70.17	1.045	11:19:11.063
7 -	48.303	52.931	1:41.234 (2)	70.55	0.494	11:20:52.297
8 -	<b>47.852</b>	54.791	1:42.643	69.58	1.903	11:22:34.940
9 -	48.362	<b>52.378</b>	<b>1:40.740 (1)</b>	<b>70.90</b>		<b>11:24:15.680</b>

P20 38 Chris PETTET			MZ -			
IDEAL LAP TIME : 1:42.125		BEST LAP TIME : 1:42.226		DIFFERENCE : 0.101		
LAP	SECTOR 1	SECTOR 2	LAP TIME	MPH	DIFF	TIME OF DAY
1 -			1:50.264	64.77	8.038	11:10:37.664
2 -	48.534	<b>53.692</b>	<b>1:42.226 (1)</b>	<b>69.87</b>		<b>11:12:19.890</b>
3 -	48.870	54.247	1:43.117	69.26	0.891	11:14:03.007
4 -	49.064	54.336	1:43.400	69.07	1.174	11:15:46.407
5 -	48.554	54.172	1:42.726 (2)	69.52	0.500	11:17:29.133
6 -	49.051	53.960	1:43.011	69.33	0.785	11:19:12.144
7 -	<b>48.433</b>	54.319	1:42.752 (3)	69.51	0.526	11:20:54.896
8 -	49.189	54.526	1:43.715	68.86	1.489	11:22:38.611
9 -	49.946	55.418	1:45.364	67.78	3.138	11:24:23.975

P21 25 Chris CHADDERTON			MZ -			
IDEAL LAP TIME : 1:44.132		BEST LAP TIME : 1:44.448		DIFFERENCE : 0.316		
LAP	SECTOR 1	SECTOR 2	LAP TIME	MPH	DIFF	TIME OF DAY
1 -			1:53.545	62.90	9.097	11:10:40.945
2 -	<b>49.637</b>	55.779	1:45.416 (2)	67.75	0.968	11:12:26.361
3 -	49.953	<b>54.495</b>	<b>1:44.448 (1)</b>	<b>68.38</b>		<b>11:14:10.809</b>
4 -	49.985	55.818	1:45.803	67.50	1.355	11:15:56.612
5 -	50.639	55.362	1:46.001	67.38	1.553	11:17:42.613
6 -	50.852	55.752	1:46.604	67.00	2.156	11:19:29.217
7 -	50.118	55.442	1:45.560	67.66	1.112	11:21:14.777
8 -	50.540	55.567	1:46.107	67.31	1.659	11:23:00.884
9 -	50.070	55.415	1:45.485 (3)	67.71	1.037	11:24:46.369

P22 20 Christopher WATSON			MZ - Expert Locksmiths Medway			
IDEAL LAP TIME : 1:39.580		BEST LAP TIME : 1:39.580		DIFFERENCE : 0.000		
LAP	SECTOR 1	SECTOR 2	LAP TIME	MPH	DIFF	TIME OF DAY
1 -			1:47.499	66.44	7.919	11:10:34.899
2 -	<b>47.938</b>	<b>51.642</b>	<b>1:39.580 (1)</b>	<b>71.72</b>		<b>11:12:14.479</b>
3 -	48.634	55.483	1:44.117 (2)	68.60	4.537	11:13:58.596

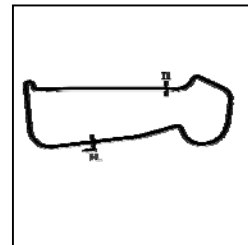
Weather / Track : Overcast / Dry

Snetterton 200  
Circuit Length = 1.9840 miles  
Start: 11:08 Flag 11:24 End: 11:25

# BMCRC - MRO Championships 2018 - Rnd 8 @ Snetterton 200

## Chilton Motors BMZRC 250 MZ & Blue Haze 2-Stroke GP

### RACE 5 - SECTOR ANALYSIS



SECTOR 1 = FL to I1, SECTOR 2 = I1 to FL, DIFF = Difference To Personal Best Lap, P = Crossed Finish Line in Pit Lane, D = Time Disallowed

<b>P23 125 GPF Ben MILES</b>		Honda - Allspeed				
IDEAL LAP TIME : 1:29.336		BEST LAP TIME : 1:29.977		DIFFERENCE : 0.641		
LAP	SECTOR 1	SECTOR 2	LAP TIME	MPH	DIFF	TIME OF DAY
1 -		<b>47.458</b>	2:30.186	47.55	1:00.209	11:11:17.586
2 -	<b>41.878</b>	48.099	<b>1:29.977 (1)</b>	<b>79.38</b>		<b>11:12:47.563</b>
3 -	42.490	48.302	1:30.792 (2)	78.66	0.815	11:14:18.355

<b>P24 85 Andrew WALES</b>		MZ - Illuminated Design LTD				
IDEAL LAP TIME : 1:38.020		BEST LAP TIME : 1:38.020		DIFFERENCE : 0.000		
LAP	SECTOR 1	SECTOR 2	LAP TIME	MPH	DIFF	TIME OF DAY
1 -			1:43.920	68.73	5.900	11:10:31.320
2 -	<b>47.955</b>	<b>50.065</b>	<b>1:38.020 (1)</b>	<b>72.86</b>		<b>11:12:09.340</b>

<b>P25 3 GP Tom BARRETT</b>		Honda -				
IDEAL LAP TIME : 1:33.375		BEST LAP TIME :		DIFFERENCE :		
LAP	SECTOR 1	SECTOR 2	LAP TIME	MPH	DIFF	TIME OF DAY
1 -		<b>50.445</b>	2:37.703	45.29		11:11:25.103

# BMCRC - MRO Championships 2018 - Rnd 8 @ Snetterton 200

## Chilton Motors BMZRC 250 MZ & Blue Haze 2-Stroke GP

### RACE 5 - BEST SECTORS

SECTOR 1			SECTOR 2			IDEAL / BEST COMPARISON						
POS	NO	NAME	TIME	NO	NAME	TIME	POS	NO	NAME	IDEAL	BEST	DIFF
									<b>PERFECT LAP</b>	<b>1:25.239</b>		
1	53	WHITING	<b>39.899</b>	97	GUYETT	<b>45.340</b>	1	53	WHITING	1:25.484	1:26.061	0.577
2	97	GUYETT	<b>40.739</b>	53	WHITING	<b>45.585</b>	2	97	GUYETT	1:26.079	1:26.079	0.000
3	2	BEDFORD	<b>40.831</b>	190	THORNE	<b>45.648</b>	3	190	THORNE	1:26.664	1:27.237	0.573
4	190	THORNE	<b>41.016</b>	83	GODBOLD	<b>45.838</b>	4	81	GRANT	1:27.159	1:27.159	0.000
5	81	GRANT	<b>41.090</b>	81	GRANT	<b>46.069</b>	5	83	GODBOLD	1:27.570	1:27.890	0.320
6	144	DUNN	<b>41.371</b>	2	BEDFORD	<b>46.790</b>	6	2	BEDFORD	1:27.621	1:27.874	0.253
7	83	GODBOLD	<b>41.732</b>	82	TAYLOR	<b>46.868</b>	7	144	DUNN	1:28.297	1:28.984	0.687
8	125	MILES	<b>41.878</b>	144	DUNN	<b>46.926</b>	8	125	MILES	1:29.336	1:29.977	0.641
9	21	HUNTER	<b>42.901</b>	95	ROGERS	<b>46.944</b>	9	21	HUNTER	1:30.794	1:29.846	-0.948
10	3	BARRETT	<b>42.930</b>	125	MILES	<b>47.458</b>	10	95	ROGERS	1:31.480	1:31.707	0.227
11	17	PATERSON	<b>43.165</b>	21	HUNTER	<b>47.893</b>	11	17	PATERSON	1:31.773	1:32.187	0.414
12	60	GOUGH	<b>43.540</b>	96	KENT	<b>47.935</b>	12	82	TAYLOR	1:31.783	1:31.924	0.141
13	61	READ	<b>43.675</b>	17	PATERSON	<b>48.608</b>	13	96	KENT	1:32.765	1:33.142	0.377
14	95	ROGERS	<b>44.536</b>	68	GARRIQUES	<b>49.152</b>	14	61	READ	1:33.028	1:33.402	0.374
15	96	KENT	<b>44.830</b>	61	READ	<b>49.353</b>	15	60	GOUGH	1:33.062	1:33.281	0.219
16	82	TAYLOR	<b>44.915</b>	69	MANN	<b>49.501</b>	16	3	BARRETT	1:33.375		
17	68	GARRIQUES	<b>46.081</b>	60	GOUGH	<b>49.522</b>	17	68	GARRIQUES	1:35.233	1:35.344	0.111
18	69	MANN	<b>46.392</b>	85	WALES	<b>50.065</b>	18	69	MANN	1:35.893	1:35.961	0.068
19	47	FAYERS	<b>47.236</b>	3	BARRETT	<b>50.445</b>	19	47	FAYERS	1:37.723	1:37.723	0.000
20	32	ASHMEAD	<b>47.728</b>	47	FAYERS	<b>50.487</b>	20	85	WALES	1:38.020	1:38.020	0.000
21	56	TURNER	<b>47.852</b>	20	WATSON	<b>51.642</b>	21	32	ASHMEAD	1:39.471	1:39.922	0.451
22	20	WATSON	<b>47.938</b>	32	ASHMEAD	<b>51.743</b>	22	20	WATSON	1:39.580	1:39.580	0.000
23	85	WALES	<b>47.955</b>	56	TURNER	<b>52.378</b>	23	56	TURNER	1:40.230	1:40.740	0.510
24	38	PETTET	<b>48.433</b>	38	PETTET	<b>53.692</b>	24	38	PETTET	1:42.125	1:42.226	0.101
25	25	CHADDERTON	<b>49.637</b>	25	CHADDERTON	<b>54.495</b>	25	25	CHADDERTON	1:44.132	1:44.448	0.316
26												
27												

Weather / Track : Overcast / Dry

Results can be found at [www.tsl-timing.com](http://www.tsl-timing.com)

Snetterton 200

Circuit Length = 1.9840 miles

Start: 11:08 Flag 11:24 End: 11:25

Printed - 11:27 Sunday, 26 August 2018

**BMCRC - MRO Championships 2018 - Rnd 8 @ Snetterton 200**

**Chilton Motors BMZRC 250 MZ & Blue Haze 2-Stroke GP**

**RACE 14 - GRID (10 Laps)**

ROW 11	1	32	35	Evann PENDRILL	31	3	Tom BARRETT					
ROW 10	30	1:33.402	61	Ian READ	29	1:33.281	60	Daniel GOUGH	28	1:32.187	17	David PATERSON
ROW 9	27	1:29.977	125	Ben MILES	26	1:29.846	21	Ben HUNTER	25	1:28.984	144	Stephen DUNN
ROW 8	24	1:27.890	83	Paul GODBOLD	23	1:27.874	2	Nick BEDFORD	22	1:27.237	190	Peter THORNE
ROW 7	21	1:27.159	81	Scott GRANT	20	1:26.079	97	Reece GUYETT	19	1:26.061	53	Mark WHITING
ROW 6	18				17				16			
ROW 5	15		6	Jerry FROST	14		9	Gary HOWLETT	13		29	Simon HART
ROW 4	12	1:44.448	25	Chris CHADDERTON	11	1:42.226	38	Chris PETTET	10	1:40.740	56	Russell TURNER
ROW 3	9	1:39.922	32	John ASHMEAD	8	1:39.580	20	Christopher WATSON	7	1:38.020	85	Andrew WALES
ROW 2	6	1:37.723	47	Richard FAYERS	5	1:35.961	69	Alexander MANN	4	1:35.344	68	Graham GARRIQUES
ROW 1	3	1:33.142	96	Chris KENT	2	1:31.924	82	Mark TAYLOR	1	1:31.707	95	Christopher ROGERS
												<b>Pole</b>

Snetterton 200  
 Circuit Length = 1.9840 miles

These results are provisional until the conclusion of any judicial and technical matters.

Clerk Of Course :	Timekeeper :
-------------------	--------------

Results can be found at [www.tsl-timing.com](http://www.tsl-timing.com)

Printed - 11:30 Sunday, 26 August 2018



**BMCRC - MRO Championships 2018 - Rnd 8 @ Snetterton 200**

**Chilton Motors BMZRC 250 MZ & Blue Haze 2-Stroke GP**

**RACE 14 - CLASSIFICATION**

POS	NO	CL	PIC NAME	ENTRY	LAPS	TIME	GAP	DIFF	MPH	BEST	ON
1	82		1 Mark TAYLOR	MZ - Longhove Contracts	10	17:59.756			66.14	1:45.757	4
2	69	R	1 Alexander MANN	MZ - HS RACING	10	18:40.526	40.770	40.770	63.74	1:50.085	9
3	9		2 Gary HOWLETT	MZ - HS Racing	10	18:45.649	45.893	5.123	63.45	1:51.073	10
4	190	GP	1 Peter THORNE	Yamaha - Aspire Classic Restorations	10	19:06.503	1:06.747	20.854	62.29	1:45.006	8
5	68		3 Graham GARRIQUES	MZ -	10	19:06.976	1:07.220	0.473	62.27	1:50.901	7
6	125	GPF	1 Ben MILES	Honda - Allspeed	10	19:12.933	1:13.177	5.957	61.95	1:44.178	9
7	81	GPF	2 Scott GRANT	Yamaha - SEAGER engineering/ Motaac Cycle Parts	10	19:13.008	1:13.252	0.075	61.94	1:46.593	10
8	47		4 Richard FAYERS	MZ -	10	19:32.615	1:32.859	19.607	60.91	1:55.165	2
9	56		5 Russell TURNER	MZ -	10	19:35.480	1:35.724	2.865	60.76	1:54.449	6
10	60	GPF	3 Daniel GOUGH	Yamaha - G Force Motorcycles	10	19:43.821	1:44.065	8.341	60.33	1:48.573	9
11	21	GPF	4 Ben HUNTER	Yamaha -	10	19:45.033	1:45.277	1.212	60.27	1:49.638	2
12	32	R	2 John ASHMEAD	MZ -	10	19:48.618	1:48.862	3.585	60.09	1:55.882	8
13	17	GPF	5 David PATERSON	Yamaha - Lots of overtime	9	18:02.800	1 Lap	1 Lap	59.36	1:50.646	8
14	25		6 Chris CHADDERTON	MZ -	9	18:24.440	1 Lap	21.640	58.20	1:59.272	4

**NOT CLASSIFIED**

DNF	96		Chris KENT	MZ - Me, Myself & I	9	16:48.715	1 Lap		63.72	1:50.267	4
DNF	35	GPF	Evann PENDRILL	Aprilia - AVClassics	6	13:21.382	4 Laps	3 Laps	53.47	1:58.904	2
DNF	95		Christopher ROGERS	MZ - CB Racing	5	9:11.376	5 Laps	1 Lap	64.77	1:48.120	4
DNF	85		Andrew WALES	MZ - Illuminated Design LTD	4	7:18.967	6 Laps	1 Lap	65.08	1:47.680	4
DNF	20		Christopher WATSON	MZ - Expert Locksmiths Medway	2	3:53.519	8 Laps	2 Laps	61.17	1:53.718	2
DNF	53	GP	Mark WHITING	Yamaha -	1	3:00.714	9 Laps	1 Lap	39.52		
DNF	38		Chris PETTET	MZ -	0						
DNF	29	R	Simon HART	MZ -	0						
DNF	2	GP	Nick BEDFORD	Yamaha - Banx Race Paint	0						
DNF	61	GPF	Ian READ	Suzuki - MiMS Racing, Discountbikespares.co.uk	0						

**FASTEST LAP**

125	GPF	Ben MILES	Honda - Allspeed	9	1:44.178	68.56 mph	110.33 kph
190	GP	Peter THORNE	Yamaha - Aspire Classic Restorations	8	1:45.006	68.02 mph	109.46 kph
82		Mark TAYLOR	MZ - Longhove Contracts	4	1:45.757	67.53 mph	108.69 kph
69	R	Alexander MANN	MZ - HS RACING	9	1:50.085	64.88 mph	104.41 kph

Class - 92.5% of Race Speed = 61.17 mph  
 Class R - 92.5% of Race Speed = 58.95 mph  
 Class GP - 92.5% of Race Speed = 57.61 mph  
 Class GPF - 92.5% of Race Speed = 57.30 mph

Snetterton 200  
 Circuit Length = 1.9840 miles  
 Start: 15:29 Flag 15:47 End: 15:49

Weather / Track : Rain / Wet  
 These results are provisional until the conclusion of any judicial and technical matters.

Clerk Of Course :	Timekeeper :
-------------------	--------------

Results can be found at [www.tsl-timing.com](http://www.tsl-timing.com)

Printed - 15:50 Sunday, 26 August 2018



# BMCRC - MRO Championships 2018 - Rnd 8 @ Snetterton 200

## Chilton Motors BMZRC 250 MZ & Blue Haze 2-Stroke GP

### RACE 14 - LAP CHART

**LAP 1 @ 15:31:40.059**

NO	BEHIND	LAP TIME
95		1:54.211
82	0.255	1:54.466
96	0.990	1:55.201
85	1.076	1:55.287
69	2.858	1:57.069
68	4.163	1:58.374
9	4.430	1:58.641
20	5.590	1:59.801
47	7.668	2:01.879
56	13.107	2:07.318
32	15.347	2:09.558
25	15.554	2:09.765
190	1:05.711	2:59.922
21	1:06.016	3:00.227
53	1:06.503	3:00.714
81	1:07.301	3:01.512
60	1:10.217	3:04.428
17	1:12.204	3:06.415
125	1:12.220	3:06.431
35	1:14.487	3:08.698

**LAP 2 @ 15:33:27.341**

NO	BEHIND	LAP TIME
82		1:47.027
95	1.337	1:48.619
85	2.004	1:48.210
96	7.550	1:53.842
69	7.993	1:52.417
68	8.114	1:51.233
9	9.255	1:52.107
20	12.026	1:53.718
47	15.551	1:55.165
56	22.633	1:56.808
32	25.137	1:57.072
25	29.429	2:01.157
190	1:07.712	1:49.283
21	1:08.372	1:49.638
81	1:09.608	1:49.589
125	1:17.171	1:52.233
60	1:18.105	1:55.170
17	1:18.632	1:53.710
35	1:26.109	1:58.904

**LAP 3 @ 15:35:13.119**

NO	BEHIND	LAP TIME
82		1:45.778
95	3.930	1:48.371
85	4.016	1:47.790
96	12.554	1:50.782
69	13.977	1:51.762
68	15.066	1:52.730
9	15.965	1:52.488
47	26.606	1:56.833
32	35.299	1:55.940
56	37.064	2:00.209
25	43.722	2:00.071
190	1:08.959	1:47.025
21	1:12.312	1:49.718
81	1:13.263	1:49.433
125	1:21.811	1:50.418
60	1:24.651	1:52.324

17	1:26.992	1:54.138
35	1:40.733	2:00.402

**LAP 4 @ 15:36:58.876**

NO	BEHIND	LAP TIME
82		1:45.757
85	5.939	1:47.680
95	6.293	1:48.120
96	17.064	1:50.267
69	20.650	1:52.430
9	22.764	1:52.556
68	26.375	1:57.066
47	37.880	1:57.031
32	46.377	1:56.835
56	48.123	1:56.816
25	57.237	1:59.272
190	1:10.885	1:47.683
81	1:16.093	1:48.587
21	1:18.035	1:51.480
125	1:25.039	1:48.985
60	1:29.737	1:50.843
17	1:32.633	1:51.398

**LAP 5 @ 15:38:45.021**

NO	BEHIND	LAP TIME
82		1:46.145
35	1 Lap	2:03.194
95	12.203	1:52.055
96	22.367	1:51.448
69	26.755	1:52.250
9	28.979	1:52.360
68	33.034	1:52.804
47	49.169	1:57.434
32	58.361	1:58.129
56	58.635	1:56.657
25	1:11.852	2:00.760
190	1:13.527	1:48.787
81	1:18.268	1:48.320
21	1:22.389	1:50.499
125	1:24.818	1:45.924
60	1:35.100	1:51.508
17	1:37.924	1:51.436

**LAP 6 @ 15:40:32.211**

NO	BEHIND	LAP TIME
82		1:47.190
96	26.964	1:51.787
35	1 Lap	2:04.845
69	31.162	1:51.597
9	33.193	1:51.404
68	37.235	1:51.391
47	58.978	1:56.999
56	1:05.894	1:54.449
32	1:11.306	2:00.135
190	1:14.522	1:48.185
81	1:17.719	1:46.641
125	1:26.218	1:48.590
21	1:27.016	1:51.817
25	1:27.647	2:02.985
60	1:38.338	1:50.428
17	1:42.774	1:52.040

**LAP 7 @ 15:42:19.557**

NO	BEHIND	LAP TIME
82		1:47.346
96	31.083	1:51.465
69	33.943	1:50.127
9	36.988	1:51.141
68	40.790	1:50.901
35	1 Lap	2:05.339
47	1:08.714	1:57.082
190	1:12.937	1:45.761
56	1:13.911	1:55.363
81	1:18.460	1:48.087
32	1:21.980	1:58.020
125	1:25.486	1:46.614
21	1:32.434	1:52.764
60	1:42.654	1:51.662
25	1:46.403	2:06.102
17	1:47.073	1:51.645

**LAP 8 @ 15:44:06.706**

NO	BEHIND	LAP TIME
82		1:47.149
96	35.373	1:51.439
69	37.686	1:50.892
9	41.368	1:51.529
68	49.476	1:55.835
190	1:10.794	1:45.006
47	1:17.664	1:56.099
81	1:18.104	1:46.793
125	1:22.596	1:44.259
56	1:23.779	1:57.017
32	1:30.713	1:55.882
21	1:38.529	1:53.244
60	1:44.876	1:49.371

**LAP 9 @ 15:45:56.548**

NO	BEHIND	LAP TIME
82		1:49.842
17	1 Lap	1:50.646
25	1 Lap	2:03.068
69	37.929	1:50.085
96	38.015	1:52.484
9	43.876	1:52.350
68	57.462	1:57.828
190	1:06.956	1:46.004
81	1:15.715	1:47.453
125	1:16.932	1:44.178
47	1:23.857	1:56.035
56	1:28.942	1:55.005
32	1:37.690	1:56.819
60	1:43.607	1:48.573
21	1:43.660	1:54.973

**LAP 10 @ 15:47:45.604**

NO	BEHIND	LAP TIME
82		1:49.056
17	1 Lap	1:51.372
25	1 Lap	2:01.260
69	40.770	1:51.897
9	45.893	1:51.073
190	1:06.747	1:48.847
68	1:07.220	1:58.814

125	1:13.177	1:45.301
81	1:13.252	1:46.593
47	1:32.859	1:58.058
56	1:35.724	1:55.838
60	1:44.065	1:49.514
21	1:45.277	1:50.673
32	1:48.862	2:00.228

Weather / Track : Rain / Wet

Results can be found at [www.tsl-timing.com](http://www.tsl-timing.com)

Snetterton 200

Circuit Length = 1.9840 miles

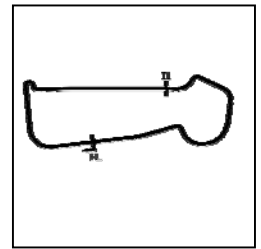
Start: 15:29 Flag 15:47 End: 15:49

Printed - 15:52 Sunday, 26 August 2018

# BMCRC - MRO Championships 2018 - Rnd 8 @ Snetterton 200

## Chilton Motors BMZRC 250 MZ & Blue Haze 2-Stroke GP

### RACE 14 - SECTOR ANALYSIS



SECTOR 1 = FL to I1, SECTOR 2 = I1 to FL, DIFF = Difference To Personal Best Lap, P = Crossed Finish Line in Pit Lane, D = Time Disallowed

P1 82		Mark TAYLOR		MZ - Longhove Contracts		
IDEAL LAP TIME : 1:45.625		BEST LAP TIME : 1:45.757		DIFFERENCE : 0.132		
LAP	SECTOR 1	SECTOR 2	LAP TIME	MPH	DIFF	TIME OF DAY
1 -			1:54.466	62.39	8.709	15:31:40.314
2 -	51.339	55.688	1:47.027	66.73	1.270	15:33:27.341
3 -	<b>50.691</b>	55.087	1:45.778 (2)	67.52	0.021	15:35:13.119
4 -	50.823	<b>54.934</b>	<b>1:45.757 (1)</b>	<b>67.53</b>		<b>15:36:58.876</b>
5 -	50.814	55.331	1:46.145 (3)	67.29	0.388	15:38:45.021
6 -	51.326	55.864	1:47.190	66.63	1.433	15:40:32.211
7 -	51.367	55.979	1:47.346	66.53	1.589	15:42:19.557
8 -	51.204	55.945	1:47.149	66.65	1.392	15:44:06.706
9 -	53.122	56.720	1:49.842	65.02	4.085	15:45:56.548
10 -	51.893	57.163	1:49.056	65.49	3.299	15:47:45.604

P2 69 R		Alexander MANN		MZ - HS RACING		
IDEAL LAP TIME : 1:49.667		BEST LAP TIME : 1:50.085		DIFFERENCE : 0.418		
LAP	SECTOR 1	SECTOR 2	LAP TIME	MPH	DIFF	TIME OF DAY
1 -			1:57.069	61.01	6.984	15:31:42.917
2 -	53.040	59.377	1:52.417	63.53	2.332	15:33:35.334
3 -	<b>52.686</b>	59.076	1:51.762	63.90	1.677	15:35:27.096
4 -	53.472	58.958	1:52.430	63.52	2.345	15:37:19.526
5 -	53.705	58.545	1:52.250	63.63	2.165	15:39:11.776
6 -	54.186	57.411	1:51.597	64.00	1.512	15:41:03.373
7 -	53.146	<b>56.981</b>	1:50.127 (2)	64.85	0.042	15:42:53.500
8 -	53.642	57.250	1:50.892 (3)	64.40	0.807	15:44:44.392
9 -	52.812	57.273	<b>1:50.085 (1)</b>	<b>64.88</b>		<b>15:46:34.477</b>
10 -	53.782	58.115	1:51.897	63.83	1.812	15:48:26.374

P3 9		Gary HOWLETT		MZ - HS Racing		
IDEAL LAP TIME : 1:50.921		BEST LAP TIME : 1:51.073		DIFFERENCE : 0.152		
LAP	SECTOR 1	SECTOR 2	LAP TIME	MPH	DIFF	TIME OF DAY
1 -			1:58.641	60.20	7.568	15:31:44.489
2 -	54.076	58.031	1:52.107	63.71	1.034	15:33:36.596
3 -	53.609	58.879	1:52.488	63.49	1.415	15:35:29.084
4 -	53.468	59.088	1:52.556	63.45	1.483	15:37:21.640
5 -	53.036	59.324	1:52.360	63.56	1.287	15:39:14.000
6 -	53.354	58.050	1:51.404 (3)	64.11	0.331	15:41:05.404
7 -	<b>52.910</b>	58.231	1:51.141 (2)	64.26	0.068	15:42:56.545
8 -	53.235	58.294	1:51.529	64.04	0.456	15:44:48.074
9 -	53.326	59.024	1:52.350	63.57	1.277	15:46:40.424
10 -	53.062	<b>58.011</b>	<b>1:51.073 (1)</b>	<b>64.30</b>		<b>15:48:31.497</b>

P4 190 GP		Peter THORNE		Yamaha - Aspire Classic Restorations		
IDEAL LAP TIME : 1:45.006		BEST LAP TIME : 1:45.006		DIFFERENCE : 0.000		
LAP	SECTOR 1	SECTOR 2	LAP TIME	MPH	DIFF	TIME OF DAY
1 -		57.323	2:59.922	39.69	1:14.916	15:32:45.770
2 -	50.178	59.105	1:49.283	65.35	4.277	15:34:35.053
3 -	50.038	56.987	1:47.025	66.73	2.019	15:36:22.078
4 -	50.784	56.899	1:47.683	66.32	2.677	15:38:09.761
5 -	51.274	57.513	1:48.787	65.65	3.781	15:39:58.548
6 -	50.893	57.292	1:48.185	66.02	3.179	15:41:46.733
7 -	50.217	55.544	1:45.761 (2)	67.53	0.755	15:43:32.494
8 -	<b>49.761</b>	<b>55.245</b>	<b>1:45.006 (1)</b>	<b>68.02</b>		<b>15:45:17.500</b>
9 -	50.329	55.675	1:46.004 (3)	67.37	0.998	15:47:03.504
10 -	50.856	57.991	1:48.847	65.61	3.841	15:48:52.351

P5 68		Graham GARRIQUES		MZ -		
IDEAL LAP TIME : 1:50.430		BEST LAP TIME : 1:50.901		DIFFERENCE : 0.471		
LAP	SECTOR 1	SECTOR 2	LAP TIME	MPH	DIFF	TIME OF DAY

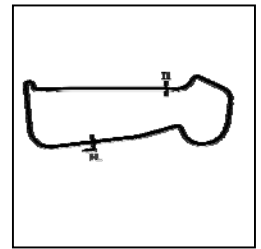
Weather / Track : Rain / Wet

Snetterton 200  
Circuit Length = 1.9840 miles  
Start: 15:29 Flag 15:47 End: 15:49

# BMCRC - MRO Championships 2018 - Rnd 8 @ Snetterton 200

## Chilton Motors BMZRC 250 MZ & Blue Haze 2-Stroke GP

### RACE 14 - SECTOR ANALYSIS



SECTOR 1 = FL to I1, SECTOR 2 = I1 to FL, DIFF = Difference To Personal Best Lap, P = Crossed Finish Line in Pit Lane, D = Time Disallowed

1 -			1:58.374	60.33	7.473	15:31:44.222
2 -	53.157	58.076	1:51.233 (2)	64.21	0.332	15:33:35.455
3 -	54.428	58.302	1:52.730	63.35	1.829	15:35:28.185
4 -	54.739	1:02.327	1:57.066	61.01	6.165	15:37:25.251
5 -	54.434	58.370	1:52.804	63.31	1.903	15:39:18.055
6 -	53.641	<b>57.750</b>	1:51.391 (3)	64.12	0.490	15:41:09.446
7 -	<b>52.680</b>	58.221	<b>1:50.901 (1)</b>	<b>64.40</b>		<b>15:43:00.347</b>
8 -	56.431	59.404	1:55.835	61.66	4.934	15:44:56.182
9 -	56.430	1:01.398	1:57.828	60.61	6.927	15:46:54.010
10 -	57.932	1:00.882	1:58.814	60.11	7.913	15:48:52.824

P6 125 GPF Ben MILES			Honda - Allspeed			
IDEAL LAP TIME : 1:44.178		BEST LAP TIME : 1:44.178	DIFFERENCE : 0.000			
LAP	SECTOR 1	SECTOR 2	LAP TIME	MPH	DIFF	TIME OF DAY

1 -		1:02.296	3:06.431	38.31	1:22.253	15:32:52.279
2 -	50.354	1:01.879	1:52.233	63.64	8.055	15:34:44.512
3 -	50.712	59.706	1:50.418	64.68	6.240	15:36:34.930
4 -	50.458	58.527	1:48.985	65.53	4.807	15:38:23.915
5 -	48.874	57.050	1:45.924	67.43	1.746	15:40:09.839
6 -	49.360	59.230	1:48.590	65.77	4.412	15:41:58.429
7 -	48.935	57.679	1:46.614	66.99	2.436	15:43:45.043
8 -	47.750	56.509	1:44.259 (2)	68.50	0.081	15:45:29.302
9 -	<b>47.685</b>	<b>56.493</b>	<b>1:44.178 (1)</b>	<b>68.56</b>		<b>15:47:13.480</b>
10 -	48.084	57.217	1:45.301 (3)	67.82	1.123	15:48:58.781

P7 81 GPF Scott GRANT			Yamaha - SEAGER engineering/ Motaa Cycle Parts			
IDEAL LAP TIME : 1:46.489		BEST LAP TIME : 1:46.593	DIFFERENCE : 0.104			
LAP	SECTOR 1	SECTOR 2	LAP TIME	MPH	DIFF	TIME OF DAY

1 -		59.295	3:01.512	39.35	1:14.919	15:32:47.360
2 -	50.513	59.076	1:49.589	65.17	2.996	15:34:36.949
3 -	50.904	58.529	1:49.433	65.26	2.840	15:36:26.382
4 -	50.725	57.862	1:48.587	65.77	1.994	15:38:14.969
5 -	50.236	58.084	1:48.320	65.93	1.727	15:40:03.289
6 -	49.911	<b>56.730</b>	1:46.641 (2)	66.97	0.048	15:41:49.930
7 -	50.522	57.565	1:48.087	66.08	1.494	15:43:38.017
8 -	50.007	56.786	1:46.793 (3)	66.88	0.200	15:45:24.810
9 -	50.511	56.942	1:47.453	66.47	0.860	15:47:12.263
10 -	<b>49.759</b>	56.834	<b>1:46.593 (1)</b>	<b>67.00</b>		<b>15:48:58.856</b>

P8 47 Richard FAYERS			MZ -			
IDEAL LAP TIME : 1:53.671		BEST LAP TIME : 1:55.165	DIFFERENCE : 1.494			
LAP	SECTOR 1	SECTOR 2	LAP TIME	MPH	DIFF	TIME OF DAY

1 -			2:01.879	58.60	6.714	15:31:47.727
2 -	<b>52.541</b>	1:02.624	<b>1:55.165 (1)</b>	<b>62.02</b>		<b>15:33:42.892</b>
3 -	55.496	1:01.337	1:56.833	61.13	1.668	15:35:39.725
4 -	55.607	1:01.424	1:57.031	61.03	1.866	15:37:36.756
5 -	55.889	1:01.545	1:57.434	60.82	2.269	15:39:34.190
6 -	55.869	<b>1:01.130</b>	1:56.999	61.04	1.834	15:41:31.189
7 -	54.852	1:02.230	1:57.082	61.00	1.917	15:43:28.271
8 -	54.704	1:01.395	1:56.099 (3)	61.52	0.934	15:45:24.370
9 -	54.704	1:01.331	1:56.035 (2)	61.55	0.870	15:47:20.405
10 -	56.005	1:02.053	1:58.058	60.50	2.893	15:49:18.463

P9 56 Russell TURNER			MZ -			
IDEAL LAP TIME : 1:54.318		BEST LAP TIME : 1:54.449	DIFFERENCE : 0.131			
LAP	SECTOR 1	SECTOR 2	LAP TIME	MPH	DIFF	TIME OF DAY

1 -			2:07.318	56.09	12.869	15:31:53.166
2 -	54.683	1:02.125	1:56.808	61.14	2.359	15:33:49.974
3 -	59.062	1:01.147	2:00.209	59.41	5.760	15:35:50.183
4 -	55.157	1:01.659	1:56.816	61.14	2.367	15:37:46.999

Weather / Track : Rain / Wet

Snetterton 200

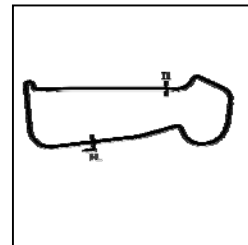
Circuit Length = 1.9840 miles

Start: 15:29 Flag 15:47 End: 15:49

# BMCRC - MRO Championships 2018 - Rnd 8 @ Snetterton 200

## Chilton Motors BMZRC 250 MZ & Blue Haze 2-Stroke GP

### RACE 14 - SECTOR ANALYSIS



SECTOR 1 = FL to I1, SECTOR 2 = I1 to FL, DIFF = Difference To Personal Best Lap, P = Crossed Finish Line in Pit Lane, D = Time Disallowed

5 -	54.784	1:01.873	1:56.657	61.22	2.208	15:39:43.656
<b>6 -</b>	53.605	<b>1:00.844</b>	<b>1:54.449 (1)</b>	<b>62.40</b>		<b>15:41:38.105</b>
7 -	<b>53.474</b>	1:01.889	1:55.363 (3)	61.91	0.914	15:43:33.468
8 -	54.556	1:02.461	1:57.017	61.03	2.568	15:45:30.485
9 -	53.807	1:01.198	1:55.005 (2)	62.10	0.556	15:47:25.490
10 -	54.459	1:01.379	1:55.838	61.65	1.389	15:49:21.328

<b>P10</b>	<b>60 GPF</b>	<b>Daniel GOUGH</b>	Yamaha - G Force Motorcycles			
IDEAL LAP TIME : 1:48.495		BEST LAP TIME : 1:48.573	DIFFERENCE : 0.078			

LAP	SECTOR 1	SECTOR 2	LAP TIME	MPH	DIFF	TIME OF DAY
1 -		1:00.948	3:04.428	38.72	1:15.855	15:32:50.276
2 -	52.983	1:02.187	1:55.170	62.01	6.597	15:34:45.446
3 -	52.236	1:00.088	1:52.324	63.58	3.751	15:36:37.770
4 -	51.354	59.489	1:50.843	64.43	2.270	15:38:28.613
5 -	51.797	59.711	1:51.508	64.05	2.935	15:40:20.121
6 -	51.454	58.974	1:50.428	64.68	1.855	15:42:10.549
7 -	51.689	59.973	1:51.662	63.96	3.089	15:44:02.211
8 -	50.867	58.504	1:49.371 (2)	65.30	0.798	15:45:51.582
<b>9 -</b>	<b>50.342</b>	58.231	<b>1:48.573 (1)</b>	<b>65.78</b>		<b>15:47:40.155</b>
10 -	51.361	<b>58.153</b>	1:49.514 (3)	65.22	0.941	15:49:29.669

<b>P11</b>	<b>21 GPF</b>	<b>Ben HUNTER</b>	Yamaha -			
IDEAL LAP TIME : 1:49.499		BEST LAP TIME : 1:49.638	DIFFERENCE : 0.139			

LAP	SECTOR 1	SECTOR 2	LAP TIME	MPH	DIFF	TIME OF DAY
1 -		59.784	3:00.227	39.63	1:10.589	15:32:46.075
<b>2 -</b>	<b>50.179</b>	59.459	<b>1:49.638 (1)</b>	<b>65.14</b>		<b>15:34:35.713</b>
3 -	50.398	<b>59.320</b>	1:49.718 (2)	65.09	0.080	15:36:25.431
4 -	51.340	1:00.140	1:51.480	64.07	1.842	15:38:16.911
5 -	50.686	59.813	1:50.499 (3)	64.63	0.861	15:40:07.410
6 -	51.827	59.990	1:51.817	63.87	2.179	15:41:59.227
7 -	51.861	1:00.903	1:52.764	63.34	3.126	15:43:51.991
8 -	52.214	1:01.030	1:53.244	63.07	3.606	15:45:45.235
9 -	52.793	1:02.180	1:54.973	62.12	5.335	15:47:40.208
10 -	51.017	59.656	1:50.673	64.53	1.035	15:49:30.881

<b>P12</b>	<b>32 R</b>	<b>John ASHMEAD</b>	MZ -			
IDEAL LAP TIME : 1:54.833		BEST LAP TIME : 1:55.882	DIFFERENCE : 1.049			

LAP	SECTOR 1	SECTOR 2	LAP TIME	MPH	DIFF	TIME OF DAY
1 -			2:09.558	55.13	13.676	15:31:55.406
2 -	57.541	<b>59.531</b>	1:57.072	61.00	1.190	15:33:52.478
3 -	56.073	59.867	1:55.940 (2)	61.60	0.058	15:35:48.418
4 -	55.965	1:00.870	1:56.835	61.13	0.953	15:37:45.253
5 -	55.643	1:02.486	1:58.129	60.46	2.247	15:39:43.382
6 -	58.020	1:02.115	2:00.135	59.45	4.253	15:41:43.517
7 -	56.748	1:01.272	1:58.020	60.51	2.138	15:43:41.537
<b>8 -</b>	<b>55.302</b>	1:00.580	<b>1:55.882 (1)</b>	<b>61.63</b>		<b>15:45:37.419</b>
9 -	55.345	1:01.474	1:56.819 (3)	61.14	0.937	15:47:34.238
10 -	57.469	1:02.759	2:00.228	59.40	4.346	15:49:34.466

<b>P13</b>	<b>17 GPF</b>	<b>David PATERSON</b>	Yamaha - Lots of overtime			
IDEAL LAP TIME : 1:50.038		BEST LAP TIME : 1:50.646	DIFFERENCE : 0.608			

LAP	SECTOR 1	SECTOR 2	LAP TIME	MPH	DIFF	TIME OF DAY
1 -		1:02.792	3:06.415	38.31	1:15.769	15:32:52.263
2 -	51.164	1:02.546	1:53.710	62.81	3.064	15:34:45.973
3 -	51.671	1:02.467	1:54.138	62.57	3.492	15:36:40.111
4 -	51.744	59.654	1:51.398 (3)	64.11	0.752	15:38:31.509
5 -	51.195	1:00.241	1:51.436	64.09	0.790	15:40:22.945
6 -	52.028	1:00.012	1:52.040	63.74	1.394	15:42:14.985
7 -	51.658	59.987	1:51.645	63.97	0.999	15:44:06.630
<b>8 -</b>	<b>50.787</b>	59.859	<b>1:50.646 (1)</b>	<b>64.55</b>		<b>15:45:57.276</b>

Weather / Track : Rain / Wet

Snetterton 200

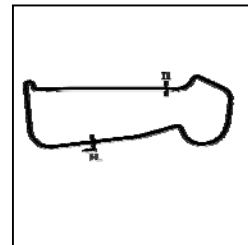
Circuit Length = 1.9840 miles

Start: 15:29 Flag 15:47 End: 15:49

# BMCRC - MRO Championships 2018 - Rnd 8 @ Snetterton 200

## Chilton Motors BMZRC 250 MZ & Blue Haze 2-Stroke GP

### RACE 14 - SECTOR ANALYSIS



SECTOR 1 = FL to I1, SECTOR 2 = I1 to FL, DIFF = Difference To Personal Best Lap, P = Crossed Finish Line in Pit Lane, D = Time Disallowed

9 - 52.121 **59.251** 1:51.372 (2) 64.13 0.726 15:47:48.648

P14 25		Chris CHADDERTON		MZ -		
IDEAL LAP TIME : 1:58.873		BEST LAP TIME : 1:59.272		DIFFERENCE : 0.399		
LAP	SECTOR 1	SECTOR 2	LAP TIME	MPH	DIFF	TIME OF DAY
1 -			2:09.765	55.04	10.493	15:31:55.613
2 -	57.780	1:03.377	2:01.157	58.95	1.885	15:33:56.770
3 -	57.513	<b>1:02.558</b>	2:00.071 (2)	59.48	0.799	15:35:56.841
4 -	<b>56.315</b>	1:02.957	<b>1:59.272 (1)</b>	<b>59.88</b>		<b>15:37:56.113</b>
5 -	56.785	1:03.975	2:00.760 (3)	59.14	1.488	15:39:56.873
6 -	57.921	1:05.064	2:02.985	58.07	3.713	15:41:59.858
7 -	59.127	1:06.975	2:06.102	56.64	6.830	15:44:05.960
8 -	58.527	1:04.541	2:03.068	58.03	3.796	15:46:09.028
9 -	56.521	1:04.739	2:01.260	58.90	1.988	15:48:10.288

P15 96		Chris KENT		MZ - Me, Myself & I		
IDEAL LAP TIME : 1:49.771		BEST LAP TIME : 1:50.267		DIFFERENCE : 0.496		
LAP	SECTOR 1	SECTOR 2	LAP TIME	MPH	DIFF	TIME OF DAY
1 -			1:55.201	62.00	4.934	15:31:41.049
2 -	56.271	<b>57.571</b>	1:53.842	62.74	3.575	15:33:34.891
3 -	52.663	58.119	1:50.782 (2)	64.47	0.515	15:35:25.673
4 -	<b>52.200</b>	58.067	<b>1:50.267 (1)</b>	<b>64.77</b>		<b>15:37:15.940</b>
5 -	53.601	57.847	1:51.448	64.08	1.181	15:39:07.388
6 -	53.032	58.755	1:51.787	63.89	1.520	15:40:59.175
7 -	52.446	59.019	1:51.465	64.07	1.198	15:42:50.640
8 -	52.472	58.967	1:51.439 (3)	64.09	1.172	15:44:42.079
9 -	53.683	58.801	1:52.484	63.49	2.217	15:46:34.563

P16 35 GPF		Evann PENDRILL		Aprilia - AVClassics		
IDEAL LAP TIME : 1:58.735		BEST LAP TIME : 1:58.904		DIFFERENCE : 0.169		
LAP	SECTOR 1	SECTOR 2	LAP TIME	MPH	DIFF	TIME OF DAY
1 -		1:02.068	3:08.698	37.85	1:09.794	15:32:54.546
2 -	56.993	<b>1:01.911</b>	<b>1:58.904 (1)</b>	<b>60.06</b>		<b>15:34:53.450</b>
3 -	<b>56.824</b>	1:03.578	2:00.402 (2)	59.32	1.498	15:36:53.852
4 -	59.750	1:03.444	2:03.194 (3)	57.97	4.290	15:38:57.046
5 -	1:00.229	1:04.616	2:04.845	57.21	5.941	15:41:01.891
6 -	1:01.564	1:03.775	2:05.339	56.98	6.435	15:43:07.230

P17 95		Christopher ROGERS		MZ - CB Racing		
IDEAL LAP TIME : 1:47.875		BEST LAP TIME : 1:48.120		DIFFERENCE : 0.245		
LAP	SECTOR 1	SECTOR 2	LAP TIME	MPH	DIFF	TIME OF DAY
1 -			1:54.211	62.53	6.091	15:31:40.059
2 -	51.633	56.986	1:48.619 (3)	65.75	0.499	15:33:28.678
3 -	51.842	<b>56.529</b>	1:48.371 (2)	65.90	0.251	15:35:17.049
4 -	<b>51.346</b>	56.774	<b>1:48.120 (1)</b>	<b>66.06</b>		<b>15:37:05.169</b>
5 -	53.347	58.708	1:52.055	63.74	3.935	15:38:57.224

P18 85		Andrew WALES		MZ - Illuminated Design LTD		
IDEAL LAP TIME : 1:47.615		BEST LAP TIME : 1:47.680		DIFFERENCE : 0.065		
LAP	SECTOR 1	SECTOR 2	LAP TIME	MPH	DIFF	TIME OF DAY
1 -			1:55.287	61.95	7.607	15:31:41.135
2 -	<b>51.125</b>	57.085	1:48.210 (3)	66.00	0.530	15:33:29.345
3 -	51.294	56.496	1:47.790 (2)	66.26	0.110	15:35:17.135
4 -	51.190	<b>56.490</b>	<b>1:47.680 (1)</b>	<b>66.33</b>		<b>15:37:04.815</b>

P19 20		Christopher WATSON		MZ - Expert Locksmiths Medway		
IDEAL LAP TIME : 1:53.718		BEST LAP TIME : 1:53.718		DIFFERENCE : 0.000		
LAP	SECTOR 1	SECTOR 2	LAP TIME	MPH	DIFF	TIME OF DAY

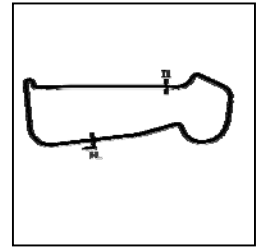
Weather / Track : Rain / Wet

Snetterton 200  
Circuit Length = 1.9840 miles  
Start: 15:29 Flag 15:47 End: 15:49

# BMCRC - MRO Championships 2018 - Rnd 8 @ Snetterton 200

## Chilton Motors BMZRC 250 MZ & Blue Haze 2-Stroke GP

### RACE 14 - SECTOR ANALYSIS



SECTOR 1 = FL to I1, SECTOR 2 = I1 to FL, DIFF = Difference To Personal Best Lap, P = Crossed Finish Line in Pit Lane, D = Time Disallowed

1 -			1:59.801	59.62	6.083	15:31:45.649
2 -	<b>54.094</b>	<b>59.624</b>	<b>1:53.718 (1)</b>	<b>62.80</b>		<b>15:33:39.367</b>

<b>P20</b>	<b>53 GP</b>	<b>Mark WHITING</b>	Yamaha -			
IDEAL LAP TIME : 1:50.861		BEST LAP TIME :		DIFFERENCE :		
LAP	SECTOR 1	SECTOR 2	LAP TIME	MPH	DIFF	TIME OF DAY
1 -		<b>59.607</b>	3:00.714	39.52		15:32:46.562

# BMCRC - MRO Championships 2018 - Rnd 8 @ Snetterton 200

## Chilton Motors BMZRC 250 MZ & Blue Haze 2-Stroke GP

### RACE 14 - BEST SECTORS

SECTOR 1			SECTOR 2			IDEAL / BEST COMPARISON						
POS	NO	NAME	TIME	NO	NAME	TIME	POS	NO	NAME	IDEAL	BEST	DIFF
									<b>PERFECT LAP</b>	<b>1:42.619</b>		
1	125	MILES	<b>47.685</b>	82	TAYLOR	<b>54.934</b>	1	125	MILES	1:44.178	1:44.178	0.000
2	81	GRANT	<b>49.759</b>	190	THORNE	<b>55.245</b>	2	190	THORNE	1:45.006	1:45.006	0.000
3	190	THORNE	<b>49.761</b>	85	WALES	<b>56.490</b>	3	82	TAYLOR	1:45.625	1:45.757	0.132
4	21	HUNTER	<b>50.179</b>	125	MILES	<b>56.493</b>	4	81	GRANT	1:46.489	1:46.593	0.104
5	60	GOUGH	<b>50.342</b>	95	ROGERS	<b>56.529</b>	5	85	WALES	1:47.615	1:47.680	0.065
6	82	TAYLOR	<b>50.691</b>	81	GRANT	<b>56.730</b>	6	95	ROGERS	1:47.875	1:48.120	0.245
7	17	PATERSON	<b>50.787</b>	69	MANN	<b>56.981</b>	7	60	GOUGH	1:48.495	1:48.573	0.078
8	85	WALES	<b>51.125</b>	96	KENT	<b>57.571</b>	8	21	HUNTER	1:49.499	1:49.638	0.139
9	53	WHITING	<b>51.254</b>	68	GARRIQUES	<b>57.750</b>	9	69	MANN	1:49.667	1:50.085	0.418
10	95	ROGERS	<b>51.346</b>	9	HOWLETT	<b>58.011</b>	10	96	KENT	1:49.771	1:50.267	0.496
11	96	KENT	<b>52.200</b>	60	GOUGH	<b>58.153</b>	11	17	PATERSON	1:50.038	1:50.646	0.608
12	47	FAYERS	<b>52.541</b>	17	PATERSON	<b>59.251</b>	12	68	GARRIQUES	1:50.430	1:50.901	0.471
13	68	GARRIQUES	<b>52.680</b>	21	HUNTER	<b>59.320</b>	13	53	WHITING	1:50.861		
14	69	MANN	<b>52.686</b>	32	ASHMEAD	<b>59.531</b>	14	9	HOWLETT	1:50.921	1:51.073	0.152
15	9	HOWLETT	<b>52.910</b>	53	WHITING	<b>59.607</b>	15	47	FAYERS	1:53.671	1:55.165	1.494
16	56	TURNER	<b>53.474</b>	20	WATSON	<b>59.624</b>	16	20	WATSON	1:53.718	1:53.718	0.000
17	20	WATSON	<b>54.094</b>	56	TURNER	<b>1:00.844</b>	17	56	TURNER	1:54.318	1:54.449	0.131
18	32	ASHMEAD	<b>55.302</b>	47	FAYERS	<b>1:01.130</b>	18	32	ASHMEAD	1:54.833	1:55.882	1.049
19	25	CHADDERTON	<b>56.315</b>	35	PENDRILL	<b>1:01.911</b>	19	35	PENDRILL	1:58.735	1:58.904	0.169
20	35	PENDRILL	<b>56.824</b>	25	CHADDERTON	<b>1:02.558</b>	20	25	CHADDERTON	1:58.873	1:59.272	0.399
21												
22												
23												
24												

Weather / Track : Rain / Wet

Results can be found at [www.tsl-timing.com](http://www.tsl-timing.com)

Snetterton 200  
 Circuit Length = 1.9840 miles  
 Start: 15:29 Flag 15:47 End: 15:49

Printed - 15:51 Sunday, 26 August 2018

**BMCRC-MRO Championships 2018**



**Formula 400 inc Sub 64 & Rookies**

**Snetterton 200 Circuit**

**25<sup>th</sup> / 26<sup>th</sup> August 2018**



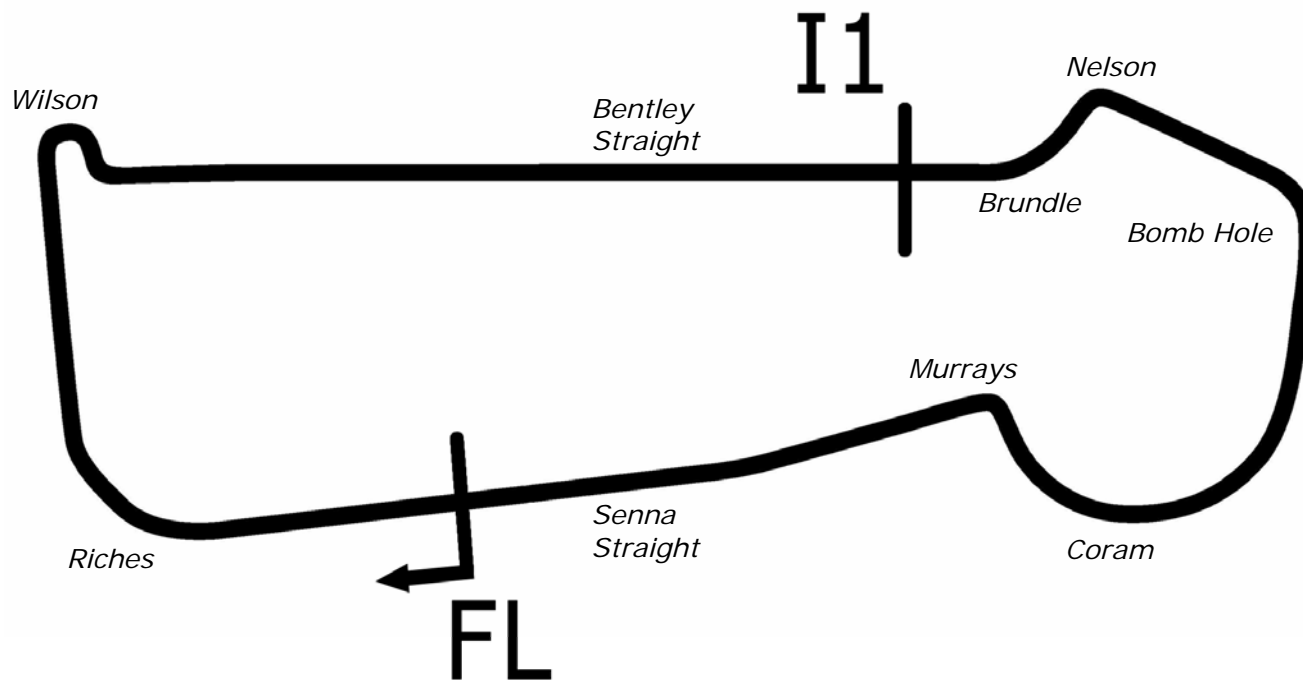
**Results Provided by Timing Solutions Ltd**  
[www.tsl-timing.com](http://www.tsl-timing.com)

# Snetterton 200



SPORTS TIMING

TIMING SOLUTIONS LTD



Length	1.9840 miles	3193.0 m	
FL		52.46340 N	0.94476 E
I1	1612m	52.46617 N	0.94964 E
Pit Entry	2987m	52.46364 N	0.94774 E
Pit Exit	40m after FL	52.46338 N	0.94420 E
Pit Entry–Pit Exit 246m, 14.7s @60kph, 11.0s @80kph			

All results available at [www.tsl-timing.com](http://www.tsl-timing.com)

# BMCRC - MRO Championships 2018 - Rnd 8 @ Snetterton 200



## EDAsia Formula 400 inc Sub 64 & Rookies

### QUALIFYING - CLASSIFICATION

POS	NO	CL	PIC NAME	ENTRY	TIME	ON	LAPS	GAP	DIFF	MPH
1	63	S	1 Harry FOWLE	Kawasaki - Team ELP A.Fowle Joinery	1:24.249	6	6			84.77
2	2		1 Andrew GILL	Kawasaki - RMKD Racing	1:24.727	9	9	0.478	0.478	84.30
3	38	S	2 Hayden WOOD	Kawasaki -	1:24.834	8	8	0.585	0.107	84.19
4	45		2 Mark THOMPSON	Kawasaki - Flintstone Tyres / David Simon Tuning	1:25.000	8	8	0.751	0.166	84.02
5	23		3 Tham EVANS	Honda - Tyler Durden Racing	1:26.937	6	8	2.688	1.937	82.15
6	86		4 Mathew SCOTT	Kawasaki -	1:27.399	8	8	3.150	0.462	81.72
7	3		5 Gary HENNING	Kawasaki -	1:27.450	9	9	3.201	0.051	81.67
8	19	R	1 James SEATH	Kawasaki - Ovenden	1:29.153	8	8	4.904	1.703	80.11
9	85		6 James ROBINSON	Kawasaki - claire palastanga ceramics	1:30.357	6	8	6.108	1.204	79.04
10	84	S	3 Gavin SCHOFIELD	Honda -	1:30.526	8	8	6.277	0.169	78.90
11	20	R	2 Connor SWYER	Kawasaki - owkay clothing & EBC brakes	1:31.131	6	8	6.882	0.605	78.37
12	117	S	4 Jordan HARRIS	Kawasaki -	1:31.418	7	8	7.169	0.287	78.13
13	9	S	5 Karl COONEY	Kawasaki -	1:32.333	3	6	8.084	0.915	77.35
14	16	S	6 Andrew WILKINS	Kawasaki - David Simon Tuning	1:32.357	4	8	8.108	0.024	77.33
15	56	R	3 Kallam SWYER	Kawasaki - Poole tyres & not centre	1:33.528	4	4	9.279	1.171	76.36
16	52		7 Gary JARMAN	Kawasaki - G & S Motorcycle tyres	1:34.296	7	7	10.047	0.768	75.74
17	999	S/R	1 Jim DALTON	Kawasaki - Mick Dale	1:38.033	5	8	13.784	3.737	72.85
18	26		8 Lydia THOMPSON	Kawasaki - Flintstone Racing - David Simons Tuning	1:43.288	1	1	19.039	5.255	69.15
19	90	S	7 Steve RAPA	Kawasaki - David Simon Tuning			1			

Weather / Track : Bright / Drying

These results are provisional until the conclusion of any judicial and technical matters.

Snetterton 200

Circuit Length = 1.9840 miles

Start: 09:16 Flag 09:28 End: 09:30

Clerk Of Course :

Timekeeper :

Results can be found at [www.tsl-timing.com](http://www.tsl-timing.com)

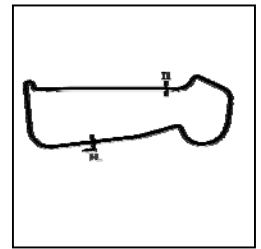
Printed - 09:31 Saturday, 25 August 2018



# BMCR - MRO Championships 2018 - Rnd 8 @ Snetterton 200

## EDlasia Formula 400 inc Sub 64 & Rookies

### QUALIFYING - SECTOR ANALYSIS



SECTOR 1 = FL to I1, SECTOR 2 = I1 to FL, DIFF = Difference To Personal Best Lap, P = Crossed Finish Line in Pit Lane, D = Time Disallowed

P1 63 S		Harry FOWLE		Kawasaki - Team ELP A.Fowle Joinery			
IDEAL LAP TIME : 1:24.249		BEST LAP TIME : 1:24.249		DIFFERENCE : 0.000			
LAP	SECTOR 1	SECTOR 2	LAP TIME	MPH	DIFF	TIME OF DAY	
1 -	OUTLAP	49.395	1:38.448	72.55	14.199	09:22:25.979	
2 -	42.244	46.063	1:28.307	80.88	4.058	09:23:54.286	
3 -	41.839	46.240	1:28.079	81.09	3.830	09:25:22.365	
4 -	41.024	44.765	1:25.789 (3)	83.25	1.540	09:26:48.154	
5 -	40.279	44.672	1:24.951 (2)	84.07	0.702	09:28:13.105	
6 -	<b>39.698</b>	<b>44.551</b>	<b>1:24.249 (1)</b>	<b>84.77</b>		<b>09:29:37.354</b>	

P2 2		Andrew GILL		Kawasaki - RMKD Racing			
IDEAL LAP TIME : 1:24.727		BEST LAP TIME : 1:24.727		DIFFERENCE : 0.000			
LAP	SECTOR 1	SECTOR 2	LAP TIME	MPH	DIFF	TIME OF DAY	
1 -	45.367	50.673	1:36.040	74.37	11.313	09:18:07.655	
2 -	42.128	46.772	1:28.900	80.34	4.173	09:19:36.555	
3 -	42.451	49.697	1:32.148	77.51	7.421	09:21:08.703	
4 -	41.993	48.113	1:30.106	79.26	5.379	09:22:38.809	
5 -	40.879	1:01.167	1:42.046	69.99	17.319	09:24:20.855	
6 -	40.293	46.910	1:27.203 (2)	81.90	2.476	09:25:48.058	
7 -	40.334	46.927	1:27.261 (3)	81.85	2.534	09:27:15.319	
8 -	40.858	48.723	1:29.581	79.73	4.854	09:28:44.900	
9 -	<b>39.687</b>	<b>45.040</b>	<b>1:24.727 (1)</b>	<b>84.30</b>		<b>09:30:09.627</b>	

P3 38 S		Hayden WOOD		Kawasaki -			
IDEAL LAP TIME : 1:24.834		BEST LAP TIME : 1:24.834		DIFFERENCE : 0.000			
LAP	SECTOR 1	SECTOR 2	LAP TIME	MPH	DIFF	TIME OF DAY	
1 -	50.873	52.720	1:43.593	68.94	18.759	09:19:35.460	
2 -	42.458	47.673	1:30.131	79.24	5.297	09:21:05.591	
3 -	40.423	46.369	1:26.792	82.29	1.958	09:22:32.383	
4 -	41.372	46.107	1:27.479	81.64	2.645	09:23:59.862	
5 -	40.126	46.379	1:26.505 (3)	82.56	1.671	09:25:26.367	
6 -	47.168	48.029	1:35.197	75.02	10.363	09:27:01.564	
7 -	40.352	45.370	1:25.722 (2)	83.32	0.888	09:28:27.286	
8 -	<b>39.867</b>	<b>44.967</b>	<b>1:24.834 (1)</b>	<b>84.19</b>		<b>09:29:52.120</b>	

P4 45		Mark THOMPSON		Kawasaki - Flintstone Tyres / David Simon Tuning			
IDEAL LAP TIME : 1:24.888		BEST LAP TIME : 1:25.000		DIFFERENCE : 0.112			
LAP	SECTOR 1	SECTOR 2	LAP TIME	MPH	DIFF	TIME OF DAY	
1 -	44.970	48.210	1:33.180	76.65	8.180	09:18:02.194	
2 -	41.018	49.764	1:30.782	78.67	5.782	09:19:32.976	
3 -	41.117	47.468	1:28.585	80.62	3.585	09:21:01.561	
4 -	40.724	47.085	1:27.809	81.34	2.809	09:22:29.370	
5 -	<b>39.834</b>	45.260	1:25.094 (3)	83.93	0.094	09:23:54.464	
6 -	40.807	46.796	1:27.603	81.53	2.603	09:25:22.067	
7 -	40.004	<b>45.054</b>	1:25.058 (2)	83.97	0.058	09:26:47.125	
8 -	39.838	45.162	<b>1:25.000 (1)</b>	<b>84.02</b>		<b>09:28:12.125</b>	

P5 23		Tham EVANS		Honda - Tyler Durden Racing			
IDEAL LAP TIME : 1:26.937		BEST LAP TIME : 1:26.937		DIFFERENCE : 0.000			
LAP	SECTOR 1	SECTOR 2	LAP TIME	MPH	DIFF	TIME OF DAY	
1 -	OUTLAP	IN PIT	2:37.375 P	45.38	1:10.438	09:19:26.157	
2 -	OUTLAP	48.992	1:35.687	74.64	8.750	09:21:01.844	
3 -	42.031	48.222	1:30.253	79.13	3.316	09:22:32.097	
4 -	41.508	47.081	1:28.589	80.62	1.652	09:24:00.686	
5 -	40.900	46.482	1:27.382 (3)	81.73	0.445	09:25:28.068	
6 -	<b>40.552</b>	<b>46.385</b>	<b>1:26.937 (1)</b>	<b>82.15</b>		<b>09:26:55.005</b>	
7 -	40.589	46.580	1:27.169 (2)	81.93	0.232	09:28:22.174	
8 -	42.175	47.211	1:29.386	79.90	2.449	09:29:51.560	

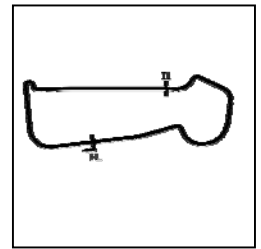
Weather / Track : Bright / Drying

Snetterton 200  
Circuit Length = 1.9840 miles  
Start: 09:16 Flag 09:28 End: 09:30

# BMCRC - MRO Championships 2018 - Rnd 8 @ Snetterton 200

## EDlasia Formula 400 inc Sub 64 & Rookies

### QUALIFYING - SECTOR ANALYSIS



SECTOR 1 = FL to I1, SECTOR 2 = I1 to FL, DIFF = Difference To Personal Best Lap, P = Crossed Finish Line in Pit Lane, D = Time Disallowed

P6 86		Mathew SCOTT		Kawasaki -			
IDEAL LAP TIME : 1:27.327		BEST LAP TIME : 1:27.399		DIFFERENCE : 0.072			
LAP	SECTOR 1	SECTOR 2	LAP TIME	MPH	DIFF	TIME OF DAY	
1 -	45.694	50.609	1:36.303	74.16	8.904	09:18:49.537	
2 -	42.219	48.878	1:31.097	78.40	3.698	09:20:20.634	
3 -	41.560	47.707	1:29.267	80.01	1.868	09:21:49.901	
4 -	41.745	47.107	1:28.852	80.38	1.453	09:23:18.753	
5 -	<b>40.740</b>	48.036	1:28.776 (3)	80.45	1.377	09:24:47.529	
6 -	41.378	47.352	1:28.730 (2)	80.49	1.331	09:26:16.259	
7 -	42.046	52.220	1:34.266	75.77	6.867	09:27:50.525	
8 -	40.812	<b>46.587</b>	<b>1:27.399 (1)</b>	<b>81.72</b>		<b>09:29:17.924</b>	

P7 3		Gary HENNING		Kawasaki -			
IDEAL LAP TIME : 1:27.450		BEST LAP TIME : 1:27.450		DIFFERENCE : 0.000			
LAP	SECTOR 1	SECTOR 2	LAP TIME	MPH	DIFF	TIME OF DAY	
1 -	46.404	51.207	1:37.611	73.17	10.161	09:18:13.313	
2 -	42.239	48.167	1:30.406	79.00	2.956	09:19:43.719	
3 -	42.025	50.143	1:32.168	77.49	4.718	09:21:15.887	
4 -	43.385	48.478	1:31.863	77.75	4.413	09:22:47.750	
5 -	41.702	49.255	1:30.957	78.52	3.507	09:24:18.707	
6 -	40.606	47.369	1:27.975 (2)	81.18	0.525	09:25:46.682	
7 -	40.978	47.283	1:28.261 (3)	80.92	0.811	09:27:14.943	
8 -	41.114	49.344	1:30.458	78.95	3.008	09:28:45.401	
9 -	<b>40.354</b>	<b>47.096</b>	<b>1:27.450 (1)</b>	<b>81.67</b>		<b>09:30:12.851</b>	

P8 19 R		James SEATH		Kawasaki - Ovenden			
IDEAL LAP TIME : 1:28.925		BEST LAP TIME : 1:29.153		DIFFERENCE : 0.228			
LAP	SECTOR 1	SECTOR 2	LAP TIME	MPH	DIFF	TIME OF DAY	
1 -	46.211	51.872	1:38.083	72.82	8.930	09:18:11.776	
2 -	42.024	49.058	1:31.082 (3)	78.41	1.929	09:19:42.858	
3 -	42.814	51.656	1:34.470	75.60	5.317	09:21:17.328	
4 -	43.544	50.162	1:33.706	76.22	4.553	09:22:51.034	
5 -	43.400	51.345	1:34.745	75.38	5.592	09:24:25.779	
6 -	<b>41.212</b>	48.811	1:30.023 (2)	79.34	0.870	09:25:55.802	
7 -	42.232	49.767	1:31.999	77.63	2.846	09:27:27.801	
8 -	41.440	<b>47.713</b>	<b>1:29.153 (1)</b>	<b>80.11</b>		<b>09:28:56.954</b>	

P9 85		James ROBINSON		Kawasaki - claire palastanga ceramics			
IDEAL LAP TIME : 1:29.870		BEST LAP TIME : 1:30.357		DIFFERENCE : 0.487			
LAP	SECTOR 1	SECTOR 2	LAP TIME	MPH	DIFF	TIME OF DAY	
1 -	47.144	51.791	1:38.935	72.19	8.578	09:19:07.742	
2 -	43.910	51.736	1:35.646	74.67	5.289	09:20:43.388	
3 -	43.807	50.215	1:34.022	75.96	3.665	09:22:17.410	
4 -	43.231	48.328	1:31.559 (3)	78.01	1.202	09:23:48.969	
5 -	43.556	49.505	1:33.061	76.75	2.704	09:25:22.030	
6 -	42.460	47.897	<b>1:30.357 (1)</b>	<b>79.04</b>		<b>09:26:52.387</b>	
7 -	<b>42.084</b>	48.588	1:30.672 (2)	78.77	0.315	09:28:23.059	
8 -	45.012	<b>47.786</b>	1:32.798	76.96	2.441	09:29:55.857	

P10 84 S		Gavin SCHOFIELD		Honda -			
IDEAL LAP TIME : 1:30.526		BEST LAP TIME : 1:30.526		DIFFERENCE : 0.000			
LAP	SECTOR 1	SECTOR 2	LAP TIME	MPH	DIFF	TIME OF DAY	
1 -	47.289	52.389	1:39.678	71.65	9.152	09:18:07.904	
2 -	43.902	49.966	1:33.868	76.09	3.342	09:19:41.772	
3 -	43.405	51.046	1:34.451	75.62	3.925	09:21:16.223	
4 -	44.238	50.088	1:34.326	75.72	3.800	09:22:50.549	
5 -	42.729	49.980	1:32.709 (3)	77.04	2.183	09:24:23.258	
6 -	42.382	49.881	1:32.263 (2)	77.41	1.737	09:25:55.521	
7 -	42.608	50.403	1:33.011	76.79	2.485	09:27:28.532	

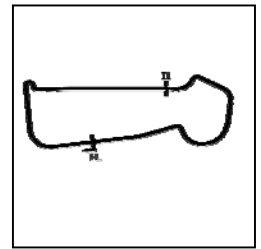
Weather / Track : Bright / Drying

Snetterton 200  
 Circuit Length = 1.9840 miles  
 Start: 09:16 Flag 09:28 End: 09:30

# BMCRC - MRO Championships 2018 - Rnd 8 @ Snetterton 200

## EDlasia Formula 400 inc Sub 64 & Rookies

### QUALIFYING - SECTOR ANALYSIS



SECTOR 1 = FL to I1, SECTOR 2 = I1 to FL, DIFF = Difference To Personal Best Lap, P = Crossed Finish Line in Pit Lane, D = Time Disallowed

8 - **42.131** **48.395** **1:30.526 (1)** **78.90** **09:28:59.058**

P11 20 R		Connor SWYER		Kawasaki - owkay clothing & EBC brakes			
IDEAL LAP TIME : 1:30.683		BEST LAP TIME : 1:31.131		DIFFERENCE : 0.448			
LAP	SECTOR 1	SECTOR 2	LAP TIME	MPH	DIFF	TIME OF DAY	
1 -	47.020	52.123	1:39.143	72.04	8.012	09:18:10.891	
2 -	43.658	49.603	1:33.261	76.58	2.130	09:19:44.152	
3 -	42.531	50.779	1:33.310	76.54	2.179	09:21:17.462	
4 -	43.267	50.248	1:33.515	76.37	2.384	09:22:50.977	
5 -	42.776	50.095	1:32.871	76.90	1.740	09:24:23.848	
6 -	<b>42.319</b>	48.812	<b>1:31.131 (1)</b>	<b>78.37</b>		<b>09:25:54.979</b>	
7 -	42.632	49.367	1:31.999 (3)	77.63	0.868	09:27:26.978	
8 -	43.021	<b>48.364</b>	1:31.385 (2)	78.15	0.254	09:28:58.363	

P12 117 S		Jordan HARRIS		Kawasaki -			
IDEAL LAP TIME : 1:31.245		BEST LAP TIME : 1:31.418		DIFFERENCE : 0.173			
LAP	SECTOR 1	SECTOR 2	LAP TIME	MPH	DIFF	TIME OF DAY	
1 -	49.787	54.673	1:44.460	68.37	13.042	09:19:17.605	
2 -	47.059	53.511	1:40.570	71.02	9.152	09:20:58.175	
3 -	44.074	50.781	1:34.855	75.29	3.437	09:22:33.030	
4 -	42.890	51.163	1:34.053	75.94	2.635	09:24:07.083	
5 -	43.142	50.625	1:33.767	76.17	2.349	09:25:40.850	
6 -	<b>41.968</b>	50.857	1:32.825 (3)	76.94	1.407	09:27:13.675	
7 -	42.141	<b>49.277</b>	<b>1:31.418 (1)</b>	<b>78.13</b>		<b>09:28:45.093</b>	
8 -	43.151	49.536	1:32.687 (2)	77.06	1.269	09:30:17.780	

P13 9 S		Karl COONEY		Kawasaki -			
IDEAL LAP TIME : 1:32.333		BEST LAP TIME : 1:32.333		DIFFERENCE : 0.000			
LAP	SECTOR 1	SECTOR 2	LAP TIME	MPH	DIFF	TIME OF DAY	
1 -	49.838	56.373	1:46.211	67.24	13.878	09:18:17.532	
2 -	44.225	50.652	1:34.877 (3)	75.28	2.544	09:19:52.409	
3 -	<b>42.858</b>	<b>49.475</b>	<b>1:32.333 (1)</b>	<b>77.35</b>		<b>09:21:24.742</b>	
4 -	43.568	50.462	1:34.030 (2)	75.96	1.697	09:22:58.772	
5 -	43.328	52.768	1:36.096	74.32	3.763	09:24:34.868	
6 -	44.877	51.644	1:36.521	73.99	4.188	09:26:11.389	

P14 16 S		Andrew WILKINS		Kawasaki - David Simon Tuning			
IDEAL LAP TIME : 1:32.238		BEST LAP TIME : 1:32.357		DIFFERENCE : 0.119			
LAP	SECTOR 1	SECTOR 2	LAP TIME	MPH	DIFF	TIME OF DAY	
1 -	49.214	53.194	1:42.408	69.74	10.051	09:18:18.606	
2 -	43.954	50.557	1:34.511	75.57	2.154	09:19:53.117	
3 -	43.969	49.842	1:33.811 (3)	76.13	1.454	09:21:26.928	
4 -	43.116	<b>49.241</b>	<b>1:32.357 (1)</b>	<b>77.33</b>		<b>09:22:59.285</b>	
5 -	43.158	1:02.025	1:45.183	67.90	12.826	09:24:44.468	
6 -	44.214	49.944	1:34.158	75.85	1.801	09:26:18.626	
7 -	<b>42.997</b>	49.739	1:32.736 (2)	77.02	0.379	09:27:51.362	
8 -	43.476	51.096	1:34.572	75.52	2.215	09:29:25.934	

P15 56 R		Kallam SWYER		Kawasaki - Poole tyres & not centre			
IDEAL LAP TIME : 1:33.528		BEST LAP TIME : 1:33.528		DIFFERENCE : 0.000			
LAP	SECTOR 1	SECTOR 2	LAP TIME	MPH	DIFF	TIME OF DAY	
1 -	48.545	54.717	1:43.262	69.16	9.734	09:18:11.906	
2 -	43.913	52.120	1:36.033 (3)	74.37	2.505	09:19:47.939	
3 -	44.305	50.832	1:35.137 (2)	75.07	1.609	09:21:23.076	
4 -	<b>43.704</b>	<b>49.824</b>	<b>1:33.528 (1)</b>	<b>76.36</b>		<b>09:22:56.604</b>	

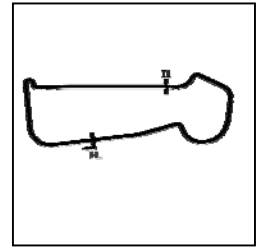
Weather / Track : Bright / Drying

Snetterton 200  
Circuit Length = 1.9840 miles  
Start: 09:16 Flag 09:28 End: 09:30

# BMCRC - MRO Championships 2018 - Rnd 8 @ Snetterton 200

## EDlasia Formula 400 inc Sub 64 & Rookies

### QUALIFYING - SECTOR ANALYSIS



SECTOR 1 = FL to I1, SECTOR 2 = I1 to FL, DIFF = Difference To Personal Best Lap, P = Crossed Finish Line in Pit Lane, D = Time Disallowed

<b>P16 52 Gary JARMAN</b>		Kawasaki - G & S Motorcycle tyres				
IDEAL LAP TIME : 1:34.296		BEST LAP TIME : 1:34.296		DIFFERENCE : 0.000		
LAP	SECTOR 1	SECTOR 2	LAP TIME	MPH	DIFF	TIME OF DAY
1 -	52.914	54.447	1:47.361	66.52	13.065	09:19:00.911
2 -	44.083	53.850	1:37.933	72.93	3.637	09:20:38.844
3 -	45.602	52.492	1:38.094	72.81	3.798	09:22:16.938
4 -	44.416	51.982	1:36.398 <b>(2)</b>	74.09	2.102	09:23:53.336
5 -	44.187	52.405	1:36.592 <b>(3)</b>	73.94	2.296	09:25:29.928
6 -	45.264	52.079	1:37.343	73.37	3.047	09:27:07.271
7 -	<b>43.870</b>	<b>50.426</b>	<b>1:34.296 (1)</b>	<b>75.74</b>		<b>09:28:41.567</b>

<b>P17 26 Lydia THOMPSON</b>		Kawasaki - Flintstone Racing - David Simons Tuning				
IDEAL LAP TIME : 1:40.077		BEST LAP TIME : 1:43.288		DIFFERENCE : 3.211		
LAP	SECTOR 1	SECTOR 2	LAP TIME	MPH	DIFF	TIME OF DAY
1 -	47.711	55.577	<b>1:43.288 (1)</b>	<b>69.15</b>		<b>09:18:19.150</b>

<b>P18 90 S Steve RAPA</b>		Kawasaki - David Simon Tuning				
IDEAL LAP TIME : 1:37.249		BEST LAP TIME :		DIFFERENCE :		
LAP	SECTOR 1	SECTOR 2	LAP TIME	MPH	DIFF	TIME OF DAY
1 -	OUTLAP	52.737	1:44.207	68.54		09:21:08.770

# BMCRC - MRO Championships 2018 - Rnd 8 @ Snetterton 200

## EDlasia Formula 400 inc Sub 64 & Rookies

### QUALIFYING - BEST SECTORS

SECTOR 1			SECTOR 2			IDEAL / BEST COMPARISON						
POS	NO	NAME	TIME	NO	NAME	TIME	POS	NO	NAME	IDEAL	BEST	DIFF
									<b>PERFECT LAP</b>	<b>1:24.238</b>		
1	2	GILL	<b>39.687</b>	63	FOWLE	<b>44.551</b>	1	63	FOWLE	1:24.249	1:24.249	0.000
2	63	FOWLE	<b>39.698</b>	38	WOOD	<b>44.967</b>	2	2	GILL	1:24.727	1:24.727	0.000
3	45	THOMPSON	<b>39.834</b>	2	GILL	<b>45.040</b>	3	38	WOOD	1:24.834	1:24.834	0.000
4	38	WOOD	<b>39.867</b>	45	THOMPSON	<b>45.054</b>	4	45	THOMPSON	1:24.888	1:25.000	0.112
5	3	HENNING	<b>40.354</b>	23	EVANS	<b>46.385</b>	5	23	EVANS	1:26.937	1:26.937	0.000
6	23	EVANS	<b>40.552</b>	86	SCOTT	<b>46.587</b>	6	86	SCOTT	1:27.327	1:27.399	0.072
7	86	SCOTT	<b>40.740</b>	3	HENNING	<b>47.096</b>	7	3	HENNING	1:27.450	1:27.450	0.000
8	19	SEATH	<b>41.212</b>	19	SEATH	<b>47.713</b>	8	19	SEATH	1:28.925	1:29.153	0.228
9	117	HARRIS	<b>41.968</b>	85	ROBINSON	<b>47.786</b>	9	85	ROBINSON	1:29.870	1:30.357	0.487
10	85	ROBINSON	<b>42.084</b>	20	SWYER	<b>48.364</b>	10	84	SCHOFIELD	1:30.526	1:30.526	0.000
11	84	SCHOFIELD	<b>42.131</b>	84	SCHOFIELD	<b>48.395</b>	11	20	SWYER	1:30.683	1:31.131	0.448
12	20	SWYER	<b>42.319</b>	16	WILKINS	<b>49.241</b>	12	117	HARRIS	1:31.245	1:31.418	0.173
13	9	COONEY	<b>42.858</b>	117	HARRIS	<b>49.277</b>	13	16	WILKINS	1:32.238	1:32.357	0.119
14	16	WILKINS	<b>42.997</b>	9	COONEY	<b>49.475</b>	14	9	COONEY	1:32.333	1:32.333	0.000
15	56	SWYER	<b>43.704</b>	56	SWYER	<b>49.824</b>	15	56	SWYER	1:33.528	1:33.528	0.000
16	52	JARMAN	<b>43.870</b>	52	JARMAN	<b>50.426</b>	16	52	JARMAN	1:34.296	1:34.296	0.000
17	26	THOMPSON	<b>44.500</b>	999	DALTON	<b>51.078</b>	17	90	RAPA	1:37.249		
18	90	RAPA	<b>44.512</b>	90	RAPA	<b>52.737</b>	18	999	DALTON	1:37.434	1:38.033	0.599
19	999	DALTON	<b>46.356</b>	26	THOMPSON	<b>55.577</b>	19	26	THOMPSON	1:40.077	1:43.288	3.211

Weather / Track : Bright / Drying

Results can be found at [www.tsl-timing.com](http://www.tsl-timing.com)

Snetterton 200

Circuit Length = 1.9840 miles

Start: 09:16 Flag 09:28 End: 09:30

Printed - 09:32 Saturday, 25 August 2018

BMCRC - MRO Championships 2018 - Rnd 8 @ Snetterton 200



EDlasia Formula 400 inc Sub 64 & Rookies

RACE 2 - GRID (8 Laps)

ROW 7	1		1		19	90	Steve RAPA					
ROW 6	18	26	Lydia THOMPSON	1:43.288	17	999	Jim DALTON	1:38.033	16	52	Gary JARMAN	1:34.296
ROW 5	15	56	Kallam SWYER	1:33.528	14	16	Andrew WILKINS	1:32.357	13	9	Karl COONEY	1:32.333
ROW 4	12	117	Jordan HARRIS	1:31.418	11	20	Connor SWYER	1:31.131	10	84	Gavin SCHOFIELD	1:30.526
ROW 3	9	85	James ROBINSON	1:30.357	8	19	James SEATH	1:29.153	7	3	Gary HENNING	1:27.450
ROW 2	6	86	Mathew SCOTT	1:27.399	5	23	Tham EVANS	1:26.937	4	45	Mark THOMPSON	1:25.000
ROW 1	3	38	Hayden WOOD	1:24.834	2	2	Andrew GILL	1:24.727	1	63	Harry FOWLE	1:24.249
												<b>Pole</b>

Snetterton 200  
Circuit Length = 1.9840 miles

These results are provisional until the conclusion of any judicial and technical matters.

Clerk Of Course :		Timekeeper :
-------------------	--	--------------

Results can be found at [www.tsl-timing.com](http://www.tsl-timing.com)

Printed - 09:33 Saturday, 25 August 2018



# BMCRC - MRO Championships 2018 - Rnd 8 @ Snetterton 200



## EDAsia Formula 400 inc Sub 64 & Rookies

### RACE 2 - CLASSIFICATION

POS	NO	CL	PIC NAME	ENTRY	LAPS	TIME	GAP	DIFF	MPH	BEST	ON
1	2		1 Andrew GILL	Kawasaki - RMKD Racing	7	9:27.392			88.11	1:20.093	7
2	3		2 Gary HENNING	Kawasaki -	7	9:34.122	6.730	6.730	87.08	1:20.265	7
3	86		3 Mathew SCOTT	Kawasaki -	7	9:36.248	8.856	2.126	86.76	1:20.565	7
4	45		4 Mark THOMPSON	Kawasaki - Flintstone Tyres / David Simon Tuning	7	9:37.769	10.377	1.521	86.53	1:20.404	3
5	63	S	1 Harry FOWLE	Kawasaki - Team ELP A.Fowle Joinery	7	9:38.961	11.569	1.192	86.35	1:21.032	6
6	38	S	2 Hayden WOOD	Kawasaki -	7	9:39.316	11.924	0.355	86.30	1:20.975	7
7	23	S	3 Tham EVANS	Honda - Tyler Durden Racing	7	9:53.962	26.570	14.646	84.17	1:23.015	3
8	19	R	1 James SEATH	Kawasaki - Ovenden	7	9:56.500	29.108	2.538	83.81	1:23.392	3
9	84	S	4 Gavin SCHOFIELD	Honda -	7	10:13.617	46.225	17.117	81.48	1:25.362	5
10	52		5 Gary JARMAN	Kawasaki - G & S Motorcycle tyres	7	10:14.067	46.675	0.450	81.42	1:26.042	2
11	85		6 James ROBINSON	Kawasaki - claire palastanga ceramics	7	10:16.853	49.461	2.786	81.05	1:25.090	6
12	16	S	5 Andrew WILKINS	Kawasaki - David Simon Tuning	7	10:18.814	51.422	1.961	80.79	1:26.714	6
13	90	S	6 Steve RAPA	Kawasaki - David Simon Tuning	7	10:22.082	54.690	3.268	80.37	1:26.015	5
14	9	S	7 Karl COONEY	Kawasaki -	7	10:30.260	1:02.868	8.178	79.32	1:27.722	6
15	117	S	8 Jordan HARRIS	Kawasaki -	7	10:30.381	1:02.989	0.121	79.31	1:28.298	5
16	56	R	2 Kallam SWYER	Kawasaki - Poole tyres & not centre	7	10:41.172	1:13.780	10.791	77.97	1:28.793	2
17	999	S/R	1 Jim DALTON	Kawasaki - Mick Dale	6	9:52.464	1 Lap	1 Lap	72.33	1:36.602	6

#### NOT CLASSIFIED

DNF	20	R	Connor SWYER	Kawasaki - owkay clothing & EBC brakes	6	8:50.183	1 Lap		80.83	1:26.981	6
DNF	26		Lydia THOMPSON	Kawasaki - Flintstone Racing - David Simons Tuning	1	1:39.303	6 Laps	5 Laps	71.92		

#### FASTEST LAP

	2		Andrew GILL	Kawasaki - RMKD Racing	7	1:20.093			89.17 mph	143.51 kph	
	38	S	Hayden WOOD	Kawasaki -	7	1:20.975			88.20 mph	141.95 kph	
	19	R	James SEATH	Kawasaki - Ovenden	3	1:23.392			85.65 mph	137.84 kph	
	999	S/R	Jim DALTON	Kawasaki - Mick Dale	6	1:36.602			73.93 mph	118.99 kph	

Class - 92.5% of Race Speed = 81.50 mph  
 Class S - 92.5% of Race Speed = 79.87 mph  
 Class R - 92.5% of Race Speed = 77.52 mph  
 Class S/R - 92.5% of Race Speed = 66.90 mph

Snetterton 200  
 Circuit Length = 1.9840 miles  
 Start: 12:03 Flag 12:12 End: 12:17

Weather / Track : Bright / Dry  
 These results are provisional until the conclusion of any judicial and technical matters.

Clerk Of Course :	Timekeeper :
-------------------	--------------

Results can be found at [www.tsl-timing.com](http://www.tsl-timing.com)

Printed - 12:18 Saturday, 25 August 2018



# BMCRC - MRO Championships 2018 - Rnd 8 @ Snetterton 200

## EDlasia Formula 400 inc Sub 64 & Rookies

### RACE 2 - LAP CHART

#### LAP 1 @ 12:04:28.488

NO	BEHIND	LAP TIME
2		1:24.628
3	3.184	1:27.812
86	3.959	1:28.587
63	4.190	1:28.818
38	4.343	1:28.971
45	4.647	1:29.275
19	5.876	1:30.504
23	6.740	1:31.368
52	8.657	1:33.285
20	8.880	1:33.508
16	9.590	1:34.218
90	11.105	1:35.733
85	11.316	1:35.944
84	11.623	1:36.251
117	12.253	1:36.881
56	13.573	1:38.201
9	13.668	1:38.296
26	14.675	1:39.303
999	18.334	1:42.962

#### LAP 2 @ 12:05:48.694

NO	BEHIND	LAP TIME
2		1:20.206
3	3.903	1:20.925
86	6.027	1:22.274
63	6.628	1:22.644
38	7.175	1:23.038
45	7.211	1:22.770
19	9.387	1:23.717
23	10.705	1:24.171
52	14.493	1:26.042
20	16.060	1:27.386
16	17.128	1:27.744
90	17.608	1:26.709
84	18.284	1:26.867
85	18.499	1:27.389
117	21.230	1:29.183
56	22.160	1:28.793
9	22.824	1:29.362
999	35.123	1:36.995

#### LAP 3 @ 12:07:08.917

NO	BEHIND	LAP TIME
2		1:20.223
3	4.255	1:20.575
86	7.096	1:21.292
45	7.392	1:20.404
63	8.513	1:22.108
38	9.024	1:22.072
19	12.556	1:23.392
23	13.497	1:23.015
52	21.488	1:27.218
20	23.304	1:27.467
16	24.357	1:27.452
84	24.398	1:26.337
85	25.057	1:26.781
90	25.216	1:27.831
117	29.846	1:28.839
56	31.986	1:30.049
9	32.107	1:29.506
999	51.910	1:37.010

#### LAP 4 @ 12:08:29.565

NO	BEHIND	LAP TIME
2		1:20.648
3	4.735	1:21.128
86	7.507	1:21.059
45	8.432	1:21.688
63	9.610	1:21.745
38	9.751	1:21.375
19	15.558	1:23.650
23	16.537	1:23.688
52	27.728	1:26.888
20	30.386	1:27.730
84	30.495	1:26.745
16	31.023	1:27.314
85	31.318	1:26.909
90	31.522	1:26.954
117	37.792	1:28.594
9	39.809	1:28.350
56	41.504	1:30.166
999	1:09.737	1:38.475

#### LAP 5 @ 12:09:50.389

NO	BEHIND	LAP TIME
2		1:20.824
3	6.037	1:22.126
86	7.866	1:21.183
45	8.320	1:20.712
63	10.102	1:21.316
38	10.236	1:21.309
19	19.063	1:24.329
23	19.680	1:23.967
52	34.153	1:27.249
84	35.033	1:25.362
20	36.673	1:27.111
90	36.713	1:26.015
16	37.526	1:27.327
85	38.523	1:28.029
117	45.266	1:28.298
9	46.961	1:27.976
56	51.538	1:30.858

#### LAP 6 @ 12:11:11.159

NO	BEHIND	LAP TIME
2		1:20.770
3	6.558	1:21.291
86	8.384	1:21.288
999	1 Lap	1:40.420
45	8.594	1:21.044
63	10.364	1:21.032
38	11.042	1:21.576
23	22.963	1:24.053
19	23.520	1:25.227
52	40.033	1:26.650
84	40.606	1:26.343
90	42.759	1:26.816
85	42.843	1:25.090
20	42.884	1:26.981
16	43.470	1:26.714
9	53.913	1:27.722
117	54.535	1:30.039
56	1:01.975	1:31.207

#### LAP 7 @ 12:12:31.252

NO	BEHIND	LAP TIME
2		1:20.093
3	6.730	1:20.265
86	8.856	1:20.565
45	10.377	1:21.876
63	11.569	1:21.298
38	11.924	1:20.975
999	1 Lap	1:36.602
23	26.570	1:23.700
19	29.108	1:25.681
84	46.225	1:25.712
52	46.675	1:26.735
85	49.461	1:26.711
16	51.422	1:28.045
90	54.690	1:32.024
9	1:02.868	1:29.048
117	1:02.989	1:28.547
56	1:13.780	1:31.898

Weather / Track : Bright / Dry

Results can be found at [www.tsl-timing.com](http://www.tsl-timing.com)

Snetterton 200

Circuit Length = 1.9840 miles

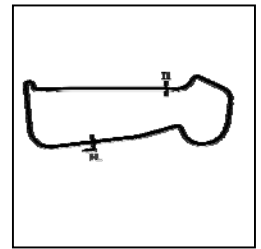
Start: 12:03 Flag 12:12 End: 12:17

Printed - 12:20 Saturday, 25 August 2018

# BMCRC - MRO Championships 2018 - Rnd 8 @ Snetterton 200

## EDlasia Formula 400 inc Sub 64 & Rookies

### RACE 2 - SECTOR ANALYSIS



SECTOR 1 = FL to I1, SECTOR 2 = I1 to FL, DIFF = Difference To Personal Best Lap, P = Crossed Finish Line in Pit Lane, D = Time Disallowed

P1		2		Andrew GILL		Kawasaki - RMKD Racing	
IDEAL LAP TIME : 1:19.933		BEST LAP TIME : 1:20.093		DIFFERENCE : 0.160			
LAP	SECTOR 1	SECTOR 2	LAP TIME	MPH	DIFF	TIME OF DAY	
1 -		42.712	1:24.628	84.39	4.535	12:04:28.488	
2 -	37.685	42.521	1:20.206 (2)	89.05	0.113	12:05:48.694	
3 -	37.688	42.535	1:20.223 (3)	89.03	0.130	12:07:08.917	
4 -	37.926	42.722	1:20.648	88.56	0.555	12:08:29.565	
5 -	38.423	<b>42.401</b>	1:20.824	88.37	0.731	12:09:50.389	
6 -	37.930	42.840	1:20.770	88.43	0.677	12:11:11.159	
7 -	<b>37.532</b>	42.561	<b>1:20.093 (1)</b>	<b>89.17</b>		<b>12:12:31.252</b>	

P2		3		Gary HENNING		Kawasaki -	
IDEAL LAP TIME : 1:20.265		BEST LAP TIME : 1:20.265		DIFFERENCE : 0.000			
LAP	SECTOR 1	SECTOR 2	LAP TIME	MPH	DIFF	TIME OF DAY	
1 -		43.471	1:27.812	81.33	7.547	12:04:31.672	
2 -	38.203	42.722	1:20.925 (3)	88.26	0.660	12:05:52.597	
3 -	38.137	42.438	1:20.575 (2)	88.64	0.310	12:07:13.172	
4 -	38.297	42.831	1:21.128	88.04	0.863	12:08:34.300	
5 -	39.301	42.825	1:22.126	86.97	1.861	12:09:56.426	
6 -	38.182	43.109	1:21.291	87.86	1.026	12:11:17.717	
7 -	<b>37.974</b>	<b>42.291</b>	<b>1:20.265 (1)</b>	<b>88.98</b>		<b>12:12:37.982</b>	

P3		86		Mathew SCOTT		Kawasaki -	
IDEAL LAP TIME : 1:20.565		BEST LAP TIME : 1:20.565		DIFFERENCE : 0.000			
LAP	SECTOR 1	SECTOR 2	LAP TIME	MPH	DIFF	TIME OF DAY	
1 -		44.470	1:28.587	80.62	8.022	12:04:32.447	
2 -	39.177	43.097	1:22.274	86.81	1.709	12:05:54.721	
3 -	38.250	43.042	1:21.292	87.86	0.727	12:07:16.013	
4 -	37.924	43.135	1:21.059 (2)	88.11	0.494	12:08:37.072	
5 -	38.054	43.129	1:21.183 (3)	87.98	0.618	12:09:58.255	
6 -	38.398	42.890	1:21.288	87.86	0.723	12:11:19.543	
7 -	<b>37.801</b>	<b>42.764</b>	<b>1:20.565 (1)</b>	<b>88.65</b>		<b>12:12:40.108</b>	

P4		45		Mark THOMPSON		Kawasaki - Flintstone Tyres / David Simon Tuning	
IDEAL LAP TIME : 1:20.158		BEST LAP TIME : 1:20.404		DIFFERENCE : 0.246			
LAP	SECTOR 1	SECTOR 2	LAP TIME	MPH	DIFF	TIME OF DAY	
1 -		44.480	1:29.275	80.00	8.871	12:04:33.135	
2 -	39.240	43.530	1:22.770	86.29	2.366	12:05:55.905	
3 -	38.076	<b>42.328</b>	<b>1:20.404 (1)</b>	<b>88.83</b>		<b>12:07:16.309</b>	
4 -	38.579	43.109	1:21.688	87.43	1.284	12:08:37.997	
5 -	<b>37.830</b>	42.882	1:20.712 (2)	88.49	0.308	12:09:58.709	
6 -	38.237	42.807	1:21.044 (3)	88.13	0.640	12:11:19.753	
7 -	38.377	43.499	1:21.876	87.23	1.472	12:12:41.629	

P5		63 S		Harry FOWLE		Kawasaki - Team ELP A.Fowle Joinery	
IDEAL LAP TIME : 1:20.760		BEST LAP TIME : 1:21.032		DIFFERENCE : 0.272			
LAP	SECTOR 1	SECTOR 2	LAP TIME	MPH	DIFF	TIME OF DAY	
1 -		44.296	1:28.818	80.41	7.786	12:04:32.678	
2 -	39.382	43.262	1:22.644	86.42	1.612	12:05:55.322	
3 -	38.859	43.249	1:22.108	86.98	1.076	12:07:17.430	
4 -	38.888	42.857	1:21.745	87.37	0.713	12:08:39.175	
5 -	<b>38.596</b>	42.720	1:21.316 (3)	87.83	0.284	12:10:00.491	
6 -	38.643	42.389	<b>1:21.032 (1)</b>	<b>88.14</b>		<b>12:11:21.523</b>	
7 -	39.134	<b>42.164</b>	1:21.298 (2)	87.85	0.266	12:12:42.821	

P6		38 S		Hayden WOOD		Kawasaki -	
IDEAL LAP TIME : 1:20.748		BEST LAP TIME : 1:20.975		DIFFERENCE : 0.227			
LAP	SECTOR 1	SECTOR 2	LAP TIME	MPH	DIFF	TIME OF DAY	

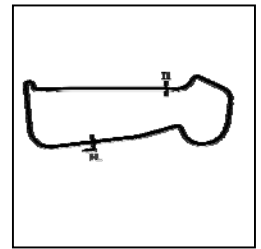
Weather / Track : Bright / Dry

Snetterton 200  
Circuit Length = 1.9840 miles  
Start: 12:03 Flag 12:12 End: 12:17

# BMCRC - MRO Championships 2018 - Rnd 8 @ Snetterton 200

## EDlasia Formula 400 inc Sub 64 & Rookies

### RACE 2 - SECTOR ANALYSIS



SECTOR 1 = FL to I1, SECTOR 2 = I1 to FL, DIFF = Difference To Personal Best Lap, P = Crossed Finish Line in Pit Lane, D = Time Disallowed

Lap	Time	Diff	MPH	Time of Day
1 -	44.685		80.27	12:04:32.831
2 -	39.263	43.775	86.01	12:05:55.869
3 -	38.972	43.100	87.02	12:07:17.941
4 -	<b>38.525</b>	42.850	87.77 (3)	12:08:39.316
5 -	38.814	42.495	87.84 (2)	12:10:00.625
6 -	38.923	42.653	87.55	12:11:22.201
7 -	38.752	<b>42.223</b>	<b>88.20 (1)</b>	<b>12:12:43.176</b>

P7 23 S Tham EVANS			Honda - Tyler Durden Racing		
IDEAL LAP TIME	BEST LAP TIME	DIFFERENCE			
1:22.814	1:23.015	0.201			

LAP	SECTOR 1	SECTOR 2	LAP TIME	MPH	DIFF	TIME OF DAY
1 -		45.495	1:31.368	78.17	8.353	12:04:35.228
2 -	39.759	44.412	1:24.171	84.85	1.156	12:05:59.399
3 -	39.347	<b>43.668</b>	<b>1:23.015 (1)</b>	<b>86.03</b>		<b>12:07:22.414</b>
4 -	39.265	44.423	1:23.688 (2)	85.34	0.673	12:08:46.102
5 -	39.807	44.160	1:23.967	85.06	0.952	12:10:10.069
6 -	39.579	44.474	1:24.053	84.97	1.038	12:11:34.122
7 -	<b>39.146</b>	44.554	1:23.700 (3)	85.33	0.685	12:12:57.822

P8 19 R James SEATH			Kawasaki - Ovenden		
IDEAL LAP TIME	BEST LAP TIME	DIFFERENCE			
1:23.069	1:23.392	0.323			

LAP	SECTOR 1	SECTOR 2	LAP TIME	MPH	DIFF	TIME OF DAY
1 -		44.893	1:30.504	78.91	7.112	12:04:34.364
2 -	<b>38.765</b>	44.952	1:23.717 (3)	85.31	0.325	12:05:58.081
3 -	39.088	<b>44.304</b>	<b>1:23.392 (1)</b>	<b>85.65</b>		<b>12:07:21.473</b>
4 -	38.881	44.769	1:23.650 (2)	85.38	0.258	12:08:45.123
5 -	39.218	45.111	1:24.329	84.69	0.937	12:10:09.452
6 -	39.891	45.336	1:25.227	83.80	1.835	12:11:34.679
7 -	40.402	45.279	1:25.681	83.36	2.289	12:13:00.360

P9 84 S Gavin SCHOFIELD			Honda -		
IDEAL LAP TIME	BEST LAP TIME	DIFFERENCE			
1:25.362	1:25.362	0.000			

LAP	SECTOR 1	SECTOR 2	LAP TIME	MPH	DIFF	TIME OF DAY
1 -		47.187	1:36.251	74.20	10.889	12:04:40.111
2 -	41.149	45.718	1:26.867	82.22	1.505	12:06:06.978
3 -	40.192	46.145	1:26.337 (3)	82.72	0.975	12:07:33.315
4 -	40.828	45.917	1:26.745	82.33	1.383	12:09:00.060
5 -	<b>40.182</b>	<b>45.180</b>	<b>1:25.362 (1)</b>	<b>83.67</b>		<b>12:10:25.422</b>
6 -	40.624	45.719	1:26.343	82.72	0.981	12:11:51.765
7 -	40.184	45.528	1:25.712 (2)	83.33	0.350	12:13:17.477

P10 52 Gary JARMAN			Kawasaki - G & S Motorcycle tyres		
IDEAL LAP TIME	BEST LAP TIME	DIFFERENCE			
1:25.998	1:26.042	0.044			

LAP	SECTOR 1	SECTOR 2	LAP TIME	MPH	DIFF	TIME OF DAY
1 -		46.043	1:33.285	76.56	7.243	12:04:37.145
2 -	40.689	<b>45.353</b>	<b>1:26.042 (1)</b>	<b>83.01</b>		<b>12:06:03.187</b>
3 -	41.124	46.094	1:27.218	81.89	1.176	12:07:30.405
4 -	40.942	45.946	1:26.888	82.20	0.846	12:08:57.293
5 -	41.126	46.123	1:27.249	81.86	1.207	12:10:24.542
6 -	<b>40.645</b>	46.005	1:26.650 (2)	82.42	0.608	12:11:51.192
7 -	40.912	45.823	1:26.735 (3)	82.34	0.693	12:13:17.927

P11 85 James ROBINSON			Kawasaki - claire palastanga ceramics		
IDEAL LAP TIME	BEST LAP TIME	DIFFERENCE			
1:25.090	1:25.090	0.000			

LAP	SECTOR 1	SECTOR 2	LAP TIME	MPH	DIFF	TIME OF DAY
1 -		47.377	1:35.944	74.44	10.854	12:04:39.804
2 -	41.010	46.379	1:27.389	81.73	2.299	12:06:07.193
3 -	40.477	46.304	1:26.781 (3)	82.30	1.691	12:07:33.974
4 -	41.294	45.615	1:26.909	82.18	1.819	12:09:00.883

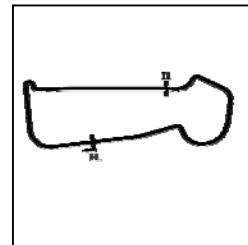
Weather / Track : Bright / Dry

Snetterton 200  
Circuit Length = 1.9840 miles  
Start: 12:03 Flag 12:12 End: 12:17

# BMCRC - MRO Championships 2018 - Rnd 8 @ Snetterton 200

## EDlasia Formula 400 inc Sub 64 & Rookies

### RACE 2 - SECTOR ANALYSIS



SECTOR 1 = FL to I1, SECTOR 2 = I1 to FL, DIFF = Difference To Personal Best Lap, P = Crossed Finish Line in Pit Lane, D = Time Disallowed

5 -	42.506	45.523	1:28.029	81.13	2.939	12:10:28.912
<b>6 -</b>	<b>39.990</b>	<b>45.100</b>	<b>1:25.090 (1)</b>	<b>83.94</b>		<b>12:11:54.002</b>
7 -	40.842	45.869	1:26.711 (2)	82.37	1.621	12:13:20.713

<b>P12</b>	<b>16 S</b>	<b>Andrew WILKINS</b>	Kawasaki - David Simon Tuning			
IDEAL LAP TIME : 1:26.418		BEST LAP TIME : 1:26.714	DIFFERENCE : 0.296			
LAP	SECTOR 1	SECTOR 2	LAP TIME	MPH	DIFF	TIME OF DAY
1 -		46.676	1:34.218	75.80	7.504	12:04:38.078
2 -	41.431	46.313	1:27.744	81.40	1.030	12:06:05.822
3 -	41.219	46.233	1:27.452	81.67	0.738	12:07:33.274
4 -	41.217	46.097	1:27.314 (2)	81.80	0.600	12:09:00.588
5 -	41.581	45.746	1:27.327 (3)	81.79	0.613	12:10:27.915
<b>6 -</b>	<b>41.115</b>	<b>45.599</b>	<b>1:26.714 (1)</b>	<b>82.36</b>		<b>12:11:54.629</b>
7 -	<b>40.819</b>	47.226	1:28.045	81.12	1.331	12:13:22.674

<b>P13</b>	<b>90 S</b>	<b>Steve RAPA</b>	Kawasaki - David Simon Tuning			
IDEAL LAP TIME : 1:26.015		BEST LAP TIME : 1:26.015	DIFFERENCE : 0.000			
LAP	SECTOR 1	SECTOR 2	LAP TIME	MPH	DIFF	TIME OF DAY
1 -		47.090	1:35.733	74.60	9.718	12:04:39.593
2 -	40.883	45.826	1:26.709 (2)	82.37	0.694	12:06:06.302
3 -	41.046	46.785	1:27.831	81.32	1.816	12:07:34.133
4 -	40.733	46.221	1:26.954	82.14	0.939	12:09:01.087
<b>5 -</b>	<b>40.708</b>	<b>45.307</b>	<b>1:26.015 (1)</b>	<b>83.03</b>		<b>12:10:27.102</b>
6 -	40.922	45.894	1:26.816 (3)	82.27	0.801	12:11:53.918
7 -	41.426	50.598	1:32.024	77.61	6.009	12:13:25.942

<b>P14</b>	<b>9 S</b>	<b>Karl COONEY</b>	Kawasaki -			
IDEAL LAP TIME : 1:27.668		BEST LAP TIME : 1:27.722	DIFFERENCE : 0.054			
LAP	SECTOR 1	SECTOR 2	LAP TIME	MPH	DIFF	TIME OF DAY
1 -		48.489	1:38.296	72.66	10.574	12:04:42.156
2 -	41.400	47.962	1:29.362	79.92	1.640	12:06:11.518
3 -	41.725	47.781	1:29.506	79.79	1.784	12:07:41.024
4 -	41.341	47.009	1:28.350 (3)	80.84	0.628	12:09:09.374
5 -	<b>41.294</b>	46.682	1:27.976 (2)	81.18	0.254	12:10:37.350
<b>6 -</b>	41.348	<b>46.374</b>	<b>1:27.722 (1)</b>	<b>81.42</b>		<b>12:12:05.072</b>
7 -	41.629	47.419	1:29.048	80.20	1.326	12:13:34.120

<b>P15</b>	<b>117 S</b>	<b>Jordan HARRIS</b>	Kawasaki -			
IDEAL LAP TIME : 1:27.831		BEST LAP TIME : 1:28.298	DIFFERENCE : 0.467			
LAP	SECTOR 1	SECTOR 2	LAP TIME	MPH	DIFF	TIME OF DAY
1 -		47.731	1:36.881	73.72	8.583	12:04:40.741
2 -	<b>41.009</b>	48.174	1:29.183	80.08	0.885	12:06:09.924
3 -	41.224	47.615	1:28.839	80.39	0.541	12:07:38.763
4 -	41.489	47.105	1:28.594 (3)	80.62	0.296	12:09:07.357
<b>5 -</b>	41.086	47.212	<b>1:28.298 (1)</b>	<b>80.89</b>		<b>12:10:35.655</b>
6 -	43.217	<b>46.822</b>	1:30.039	79.32	1.741	12:12:05.694
7 -	41.287	47.260	1:28.547 (2)	80.66	0.249	12:13:34.241

<b>P16</b>	<b>56 R</b>	<b>Kallam SWYER</b>	Kawasaki - Poole tyres & not centre			
IDEAL LAP TIME : 1:28.793		BEST LAP TIME : 1:28.793	DIFFERENCE : 0.000			
LAP	SECTOR 1	SECTOR 2	LAP TIME	MPH	DIFF	TIME OF DAY
1 -		48.629	1:38.201	72.73	9.408	12:04:42.061
<b>2 -</b>	<b>41.481</b>	<b>47.312</b>	<b>1:28.793 (1)</b>	<b>80.44</b>		<b>12:06:10.854</b>
3 -	41.904	48.145	1:30.049 (2)	79.31	1.256	12:07:40.903
4 -	42.753	47.413	1:30.166 (3)	79.21	1.373	12:09:11.069
5 -	42.948	47.910	1:30.858	78.61	2.065	12:10:41.927
6 -	42.575	48.632	1:31.207	78.31	2.414	12:12:13.134
7 -	42.404	49.494	1:31.898	77.72	3.105	12:13:45.032

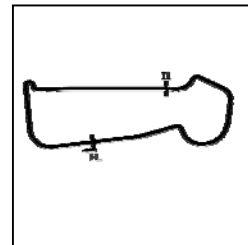
Weather / Track : Bright / Dry

Snetterton 200  
Circuit Length = 1.9840 miles  
Start: 12:03 Flag 12:12 End: 12:17

# BMCRC - MRO Championships 2018 - Rnd 8 @ Snetterton 200

## EDlasia Formula 400 inc Sub 64 & Rookies

### RACE 2 - SECTOR ANALYSIS



SECTOR 1 = FL to I1, SECTOR 2 = I1 to FL, DIFF = Difference To Personal Best Lap, P = Crossed Finish Line in Pit Lane, D = Time Disallowed

P17 999 S/R		Jim DALTON		Kawasaki - Mick Dale		
IDEAL LAP TIME : 1:35.555		BEST LAP TIME : 1:36.602		DIFFERENCE : 1.047		
LAP	SECTOR 1	SECTOR 2	LAP TIME	MPH	DIFF	TIME OF DAY
1 -		51.023	1:42.962	69.37	6.360	12:04:46.822
2 -	<b>44.906</b>	52.089	1:36.995 (2)	73.63	0.393	12:06:23.817
3 -	45.491	51.519	1:37.010 (3)	73.62	0.408	12:08:00.827
4 -	47.200	51.275	1:38.475	72.53	1.873	12:09:39.302
5 -	48.078	52.342	1:40.420	71.12	3.818	12:11:19.722
6 -	45.953	<b>50.649</b>	<b>1:36.602 (1)</b>	<b>73.93</b>		<b>12:12:56.324</b>

P18 20 R		Connor SWYER		Kawasaki - owkay clothing & EBC brakes		
IDEAL LAP TIME : 1:26.557		BEST LAP TIME : 1:26.981		DIFFERENCE : 0.424		
LAP	SECTOR 1	SECTOR 2	LAP TIME	MPH	DIFF	TIME OF DAY
1 -		46.528	1:33.508	76.38	6.527	12:04:37.368
2 -	40.882	46.504	1:27.386 (3)	81.73	0.405	12:06:04.754
3 -	40.925	46.542	1:27.467	81.65	0.486	12:07:32.221
4 -	41.646	46.084	1:27.730	81.41	0.749	12:08:59.951
5 -	41.287	<b>45.824</b>	1:27.111 (2)	81.99	0.130	12:10:27.062
6 -	<b>40.733</b>	46.248	<b>1:26.981 (1)</b>	<b>82.11</b>		<b>12:11:54.043</b>

P19 26		Lydia THOMPSON		Kawasaki - Flintstone Racing - David Simons Tuning		
IDEAL LAP TIME : 1:33.520		BEST LAP TIME :		DIFFERENCE :		
LAP	SECTOR 1	SECTOR 2	LAP TIME	MPH	DIFF	TIME OF DAY
1 -		<b>49.336</b>	1:39.303	71.92		12:04:43.163

# BMCRC - MRO Championships 2018 - Rnd 8 @ Snetterton 200

## EDlasia Formula 400 inc Sub 64 & Rookies

### RACE 2 - BEST SECTORS

SECTOR 1			SECTOR 2			IDEAL / BEST COMPARISON						
POS	NO	NAME	TIME	NO	NAME	TIME	POS	NO	NAME	IDEAL	BEST	DIFF
									<b>PERFECT LAP</b>	<b>1:19.696</b>		
1	2	GILL	<b>37.532</b>	63	FOWLE	<b>42.164</b>	1	2	GILL	1:19.933	1:20.093	0.160
2	86	SCOTT	<b>37.801</b>	38	WOOD	<b>42.223</b>	2	45	THOMPSON	1:20.158	1:20.404	0.246
3	45	THOMPSON	<b>37.830</b>	3	HENNING	<b>42.291</b>	3	3	HENNING	1:20.265	1:20.265	0.000
4	3	HENNING	<b>37.974</b>	45	THOMPSON	<b>42.328</b>	4	86	SCOTT	1:20.565	1:20.565	0.000
5	38	WOOD	<b>38.525</b>	2	GILL	<b>42.401</b>	5	38	WOOD	1:20.748	1:20.975	0.227
6	63	FOWLE	<b>38.596</b>	86	SCOTT	<b>42.764</b>	6	63	FOWLE	1:20.760	1:21.032	0.272
7	19	SEATH	<b>38.765</b>	23	EVANS	<b>43.668</b>	7	23	EVANS	1:22.814	1:23.015	0.201
8	23	EVANS	<b>39.146</b>	19	SEATH	<b>44.304</b>	8	19	SEATH	1:23.069	1:23.392	0.323
9	85	ROBINSON	<b>39.990</b>	85	ROBINSON	<b>45.100</b>	9	85	ROBINSON	1:25.090	1:25.090	0.000
10	84	SCHOFIELD	<b>40.182</b>	84	SCHOFIELD	<b>45.180</b>	10	84	SCHOFIELD	1:25.362	1:25.362	0.000
11	52	JARMAN	<b>40.645</b>	90	RAPA	<b>45.307</b>	11	52	JARMAN	1:25.998	1:26.042	0.044
12	90	RAPA	<b>40.708</b>	52	JARMAN	<b>45.353</b>	12	90	RAPA	1:26.015	1:26.015	0.000
13	20	SWYER	<b>40.733</b>	16	WILKINS	<b>45.599</b>	13	16	WILKINS	1:26.418	1:26.714	0.296
14	16	WILKINS	<b>40.819</b>	20	SWYER	<b>45.824</b>	14	20	SWYER	1:26.557	1:26.981	0.424
15	117	HARRIS	<b>41.009</b>	9	COONEY	<b>46.374</b>	15	9	COONEY	1:27.668	1:27.722	0.054
16	9	COONEY	<b>41.294</b>	117	HARRIS	<b>46.822</b>	16	117	HARRIS	1:27.831	1:28.298	0.467
17	56	SWYER	<b>41.481</b>	56	SWYER	<b>47.312</b>	17	56	SWYER	1:28.793	1:28.793	0.000
18	26	THOMPSON	<b>44.184</b>	26	THOMPSON	<b>49.336</b>	18	26	THOMPSON	1:33.520		
19	999	DALTON	<b>44.906</b>	999	DALTON	<b>50.649</b>	19	999	DALTON	1:35.555	1:36.602	1.047

Weather / Track : Bright / Dry

Results can be found at [www.tsl-timing.com](http://www.tsl-timing.com)

Snetterton 200

Circuit Length = 1.9840 miles

Start: 12:03 Flag 12:12 End: 12:17

Printed - 12:19 Saturday, 25 August 2018

**BMCRC - MRO Championships 2018 - Rnd 8 @ Snetterton 200**



**EDlasia Formula 400 inc Sub 64 & Rookies**

**RACE 11 - GRID (8 Laps)**

ROW 7	1		1		19	26	Lydia THOMPSON					
ROW 6	18	999	Jim DALTON	1:36.602	17	56	Kallam SWYER	1:28.793	16	117	Jordan HARRIS	1:28.298
ROW 5	15	9	Karl COONEY	1:27.722	14	20	Connor SWYER	1:26.981	13	16	Andrew WILKINS	1:26.714
ROW 4	12	52	Gary JARMAN	1:26.042	11	90	Steve RAPA	1:26.015	10	84	Gavin SCHOFIELD	1:25.362
ROW 3	9	85	James ROBINSON	1:25.090	8	19	James SEATH	1:23.392	7	23	Tham EVANS	1:23.015
ROW 2	6	63	Harry FOWLE	1:21.032	5	38	Hayden WOOD	1:20.975	4	86	Mathew SCOTT	1:20.565
ROW 1	3	45	Mark THOMPSON	1:20.404	2	3	Gary HENNING	1:20.265	1	2	Andrew GILL	1:20.093
												<b>Pole</b>

Snetterton 200  
Circuit Length = 1.9840 miles

**These results are provisional until the conclusion of any judicial and technical matters.**

Clerk Of Course :	Timekeeper :
-------------------	--------------

Results can be found at [www.tsl-timing.com](http://www.tsl-timing.com)

Printed - 12:21 Saturday, 25 August 2018



# BMCRC - MRO Championships 2018 - Rnd 8 @ Snetterton 200



## EDAsia Formula 400 inc Sub 64 & Rookies

### RACE 11 - CLASSIFICATION

POS	NO	CL	PIC NAME	ENTRY	LAPS	TIME	GAP	DIFF	MPH	BEST	ON
1	2		1 Andrew GILL	Kawasaki - RMKD Racing	8	10:44.375			88.67	1:19.187	3
2	3		2 Gary HENNING	Kawasaki -	8	10:48.571	4.196	4.196	88.10	1:19.308	2
3	86		3 Mathew SCOTT	Kawasaki -	8	10:49.952	5.577	1.381	87.91	1:19.899	2
4	63	S	1 Harry FOWLE	Kawasaki - Team ELP A.Fowle Joinery	8	11:00.175	15.800	10.223	86.55	1:21.196	2
5	38	S	2 Hayden WOOD	Kawasaki -	8	11:06.541	22.166	6.366	85.72	1:22.012	5
6	23	S	3 Tham EVANS	Honda - Tyler Durden Racing	8	11:22.879	38.504	16.338	83.67	1:23.476	3
7	19	R	1 James SEATH	Kawasaki - Ovenden	8	11:27.239	42.864	4.360	83.14	1:24.509	7
8	85		4 James ROBINSON	Kawasaki - claire palastanga ceramics	8	11:35.496	51.121	8.257	82.15	1:25.147	6
9	84	S	4 Gavin SCHOFIELD	Honda -	8	11:36.448	52.073	0.952	82.04	1:25.035	2
10	90	S	5 Steve RAPA	Kawasaki - David Simon Tuning	8	11:50.095	1:05.720	13.647	80.46	1:26.009	4
11	117	S	6 Jordan HARRIS	Kawasaki -	8	11:52.512	1:08.137	2.417	80.19	1:26.545	8
12	16	S	7 Andrew WILKINS	Kawasaki - David Simon Tuning	8	11:52.628	1:08.253	0.116	80.18	1:27.530	8
13	9	S	8 Karl COONEY	Kawasaki -	8	12:05.696	1:21.321	13.068	78.73	1:29.142	6
14	20	R	2 Connor SWYER	Kawasaki - owkay clothing & EBC brakes	7	10:59.536	1 Lap	1 Lap	75.80	1:32.442	6
15	56	R	3 Kallam SWYER	Kawasaki - Poole tyres & not centre	7	11:05.021	1 Lap	5.485	75.18	1:32.725	6
16	999	S/R	1 Jim DALTON	Kawasaki - Mick Dale	7	11:28.201	1 Lap	23.180	72.64	1:36.563	5

#### NOT CLASSIFIED

DNF	52		Gary JARMAN	Kawasaki - G & S Motorcycle tyres	3	4:25.433	5 Laps	4 Laps	80.72	1:25.757	2
DNF	26		Lydia THOMPSON	Kawasaki - Flintstone Racing - David Simons Tuning	0						

#### FASTEST LAP

	2		Andrew GILL	Kawasaki - RMKD Racing	3	1:19.187		90.19 mph	145.16 kph
	63	S	Harry FOWLE	Kawasaki - Team ELP A.Fowle Joinery	2	1:21.196		87.96 mph	141.56 kph
	19	R	James SEATH	Kawasaki - Ovenden	7	1:24.509		84.51 mph	136.01 kph
	999	S/R	Jim DALTON	Kawasaki - Mick Dale	5	1:36.563		73.96 mph	119.03 kph

Class - 92.5% of Race Speed = 82.01 mph  
 Class S - 92.5% of Race Speed = 80.05 mph  
 Class R - 92.5% of Race Speed = 76.90 mph  
 Class S/R - 92.5% of Race Speed = 67.19 mph

Snetterton 200  
 Circuit Length = 1.9840 miles  
 Start: 15:23 Flag 15:34 End: 15:35

Weather / Track : Bright / Dry  
 These results are provisional until the conclusion of any judicial and technical matters.

Clerk Of Course :	Timekeeper :
-------------------	--------------

Results can be found at [www.tsl-timing.com](http://www.tsl-timing.com)

Printed - 15:35 Saturday, 25 August 2018



# BMCRC - MRO Championships 2018 - Rnd 8 @ Snetterton 200

## EDlasia Formula 400 inc Sub 64 & Rookies

### RACE 11 - LAP CHART

#### LAP 1 @ 15:24:46.134

NO	BEHIND	LAP TIME
2		1:24.410
3	0.492	1:24.902
86	1.384	1:25.794
63	3.458	1:27.868
38	5.340	1:29.750
23	7.092	1:31.502
19	7.123	1:31.533
52	8.587	1:32.997
84	10.072	1:34.482
85	10.550	1:34.960
90	10.564	1:34.974
16	11.330	1:35.740
9	13.294	1:37.704
117	13.350	1:37.760
20	17.353	1:41.763
56	17.893	1:42.303
999	19.579	1:43.989

#### LAP 2 @ 15:26:05.684

NO	BEHIND	LAP TIME
2		1:19.550
3	0.250	1:19.308
86	1.733	1:19.899
63	5.104	1:21.196
38	9.066	1:23.276
23	11.206	1:23.664
19	13.086	1:25.513
52	14.794	1:25.757
84	15.557	1:25.035
85	16.469	1:25.469
90	17.469	1:26.455
16	19.427	1:27.647
9	22.895	1:29.151
117	23.030	1:29.230
20	31.932	1:34.129
56	33.367	1:35.024
999	37.880	1:37.851

#### LAP 3 @ 15:27:24.871

NO	BEHIND	LAP TIME
2		1:19.187
3	2.227	1:21.164
86	2.864	1:20.318
63	7.392	1:21.475
38	12.310	1:22.431
23	15.495	1:23.476
19	20.000	1:26.101
52	22.286	1:26.679
84	22.881	1:26.511
85	23.125	1:25.843
90	24.566	1:26.284
16	28.080	1:27.840
117	30.709	1:26.866
9	32.918	1:29.210
20	46.213	1:33.468
56	48.590	1:34.410
999	56.672	1:37.979

#### LAP 4 @ 15:28:44.510

NO	BEHIND	LAP TIME
2		1:19.639
3	2.819	1:20.231
86	3.603	1:20.378
63	9.405	1:21.652
38	14.792	1:22.121
23	20.629	1:24.773
19	25.426	1:25.065
84	28.648	1:25.406
85	29.890	1:26.404
90	30.936	1:26.009
16	37.065	1:28.624
117	39.055	1:27.985
9	43.079	1:29.800
20	59.028	1:32.454
56	1:02.640	1:33.689
999	1:15.203	1:38.170

#### LAP 5 @ 15:30:04.738

NO	BEHIND	LAP TIME
2		1:20.228
3	3.338	1:20.747
86	3.873	1:20.498
63	10.753	1:21.576
38	16.576	1:22.012
23	24.910	1:24.509
19	30.227	1:25.029
84	33.961	1:25.541
85	35.311	1:25.649
90	38.339	1:27.631
16	45.255	1:28.418
117	47.526	1:28.699
9	52.872	1:30.021
20	1:11.558	1:32.758
56	1:16.528	1:34.116

#### LAP 6 @ 15:31:25.359

NO	BEHIND	LAP TIME
2		1:20.621
86	3.844	1:20.592
3	3.867	1:21.150
999	1 Lap	1:36.563
63	11.834	1:21.702
38	18.215	1:22.260
23	29.158	1:24.869
19	34.301	1:24.695
84	39.749	1:26.409
85	39.837	1:25.147
90	47.354	1:29.636
16	53.256	1:28.622
117	54.573	1:27.668
9	1:01.393	1:29.142

#### LAP 7 @ 15:32:45.742

NO	BEHIND	LAP TIME
2		1:20.383
20	1 Lap	1:32.442
3	4.108	1:20.624
86	4.464	1:21.003
56	1 Lap	1:32.725
63	13.553	1:22.102

38	20.395	1:22.563
999	1 Lap	1:36.602
23	33.585	1:24.810
19	38.427	1:24.509
85	45.937	1:26.483
84	46.818	1:27.452
90	58.081	1:31.110
16	1:01.080	1:28.207
117	1:01.949	1:27.759
9	1:11.078	1:30.068

#### LAP 8 @ 15:34:06.099

NO	BEHIND	LAP TIME
2		1:20.357
3	4.196	1:20.445
86	5.577	1:21.470
20	1 Lap	1:32.522
63	15.800	1:22.604
56	1 Lap	1:32.754
38	22.166	1:22.128
23	38.504	1:25.276
19	42.864	1:24.794
999	1 Lap	1:37.047
85	51.121	1:25.541
84	52.073	1:25.612
90	1:05.720	1:27.996
117	1:08.137	1:26.545
16	1:08.253	1:27.530
9	1:21.321	1:30.600

Weather / Track : Bright / Dry

Results can be found at [www.tsl-timing.com](http://www.tsl-timing.com)

Snetterton 200

Circuit Length = 1.9840 miles

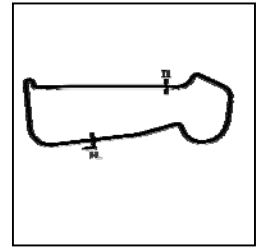
Start: 15:23 Flag 15:34 End: 15:35

Printed - 15:36 Saturday, 25 August 2018

# BMCRC - MRO Championships 2018 - Rnd 8 @ Snetterton 200

## EDlasia Formula 400 inc Sub 64 & Rookies

### RACE 11 - SECTOR ANALYSIS



SECTOR 1 = FL to I1, SECTOR 2 = I1 to FL, DIFF = Difference To Personal Best Lap, P = Crossed Finish Line in Pit Lane, D = Time Disallowed

P1		2		Andrew GILL		Kawasaki - RMKD Racing	
IDEAL LAP TIME : 1:19.187		BEST LAP TIME : 1:19.187		DIFFERENCE : 0.000			
LAP	SECTOR 1	SECTOR 2	LAP TIME	MPH	DIFF	TIME OF DAY	
1 -		42.243	1:24.410	84.61	5.223	15:24:46.134	
2 -	37.492	42.058	1:19.550 (2)	89.78	0.363	15:26:05.684	
3 -	<b>37.385</b>	<b>41.802</b>	<b>1:19.187 (1)</b>	<b>90.19</b>		<b>15:27:24.871</b>	
4 -	37.602	42.037	1:19.639 (3)	89.68	0.452	15:28:44.510	
5 -	37.765	42.463	1:20.228	89.02	1.041	15:30:04.738	
6 -	38.263	42.358	1:20.621	88.59	1.434	15:31:25.359	
7 -	38.145	42.238	1:20.383	88.85	1.196	15:32:45.742	
8 -	37.796	42.561	1:20.357	88.88	1.170	15:34:06.099	

P2		3		Gary HENNING		Kawasaki -	
IDEAL LAP TIME : 1:19.308		BEST LAP TIME : 1:19.308		DIFFERENCE : 0.000			
LAP	SECTOR 1	SECTOR 2	LAP TIME	MPH	DIFF	TIME OF DAY	
1 -		42.062	1:24.902	84.12	5.594	15:24:46.626	
2 -	<b>37.307</b>	<b>42.001</b>	<b>1:19.308 (1)</b>	<b>90.06</b>		<b>15:26:05.934</b>	
3 -	38.568	42.596	1:21.164	88.00	1.856	15:27:27.098	
4 -	38.013	42.218	1:20.231 (2)	89.02	0.923	15:28:47.329	
5 -	38.090	42.657	1:20.747	88.45	1.439	15:30:08.076	
6 -	38.047	43.103	1:21.150	88.01	1.842	15:31:29.226	
7 -	37.840	42.784	1:20.624	88.59	1.316	15:32:49.850	
8 -	38.135	42.310	1:20.445 (3)	88.78	1.137	15:34:10.295	

P3		86		Mathew SCOTT		Kawasaki -	
IDEAL LAP TIME : 1:19.848		BEST LAP TIME : 1:19.899		DIFFERENCE : 0.051			
LAP	SECTOR 1	SECTOR 2	LAP TIME	MPH	DIFF	TIME OF DAY	
1 -		42.745	1:25.794	83.25	5.895	15:24:47.518	
2 -	<b>37.556</b>	42.343	<b>1:19.899 (1)</b>	<b>89.39</b>		<b>15:26:07.417</b>	
3 -	37.925	42.393	1:20.318 (2)	88.92	0.419	15:27:27.735	
4 -	38.083	42.295	1:20.378 (3)	88.86	0.479	15:28:48.113	
5 -	37.771	42.727	1:20.498	88.72	0.599	15:30:08.611	
6 -	37.603	42.989	1:20.592	88.62	0.693	15:31:29.203	
7 -	37.908	43.095	1:21.003	88.17	1.104	15:32:50.206	
8 -	39.178	<b>42.292</b>	1:21.470	87.67	1.571	15:34:11.676	

P4		63 S		Harry FOWLE		Kawasaki - Team ELP A.Fowle Joinery	
IDEAL LAP TIME : 1:21.196		BEST LAP TIME : 1:21.196		DIFFERENCE : 0.000			
LAP	SECTOR 1	SECTOR 2	LAP TIME	MPH	DIFF	TIME OF DAY	
1 -		42.763	1:27.868	81.28	6.672	15:24:49.592	
2 -	<b>38.829</b>	<b>42.367</b>	<b>1:21.196 (1)</b>	<b>87.96</b>		<b>15:26:10.788</b>	
3 -	39.029	42.446	1:21.475 (2)	87.66	0.279	15:27:32.263	
4 -	39.165	42.487	1:21.652	87.47	0.456	15:28:53.915	
5 -	39.038	42.538	1:21.576 (3)	87.55	0.380	15:30:15.491	
6 -	39.222	42.480	1:21.702	87.42	0.506	15:31:37.193	
7 -	39.439	42.663	1:22.102	86.99	0.906	15:32:59.295	
8 -	38.930	43.674	1:22.604	86.46	1.408	15:34:21.899	

P5		38 S		Hayden WOOD		Kawasaki -	
IDEAL LAP TIME : 1:21.950		BEST LAP TIME : 1:22.012		DIFFERENCE : 0.062			
LAP	SECTOR 1	SECTOR 2	LAP TIME	MPH	DIFF	TIME OF DAY	
1 -		43.913	1:29.750	79.58	7.738	15:24:51.474	
2 -	39.250	44.026	1:23.276	85.76	1.264	15:26:14.750	
3 -	39.198	43.233	1:22.431	86.64	0.419	15:27:37.181	
4 -	39.032	43.089	1:22.121 (2)	86.97	0.109	15:28:59.302	
5 -	39.068	<b>42.944</b>	<b>1:22.012 (1)</b>	<b>87.09</b>		<b>15:30:21.314</b>	
6 -	<b>39.006</b>	43.254	1:22.260	86.82	0.248	15:31:43.574	
7 -	39.119	43.444	1:22.563	86.51	0.551	15:33:06.137	
8 -	39.129	42.999	1:22.128 (3)	86.96	0.116	15:34:28.265	

Weather / Track : Bright / Dry

Snetterton 200

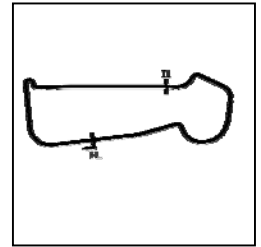
Circuit Length = 1.9840 miles

Start: 15:23 Flag 15:34 End: 15:35

# BMCRC - MRO Championships 2018 - Rnd 8 @ Snetterton 200

## EDlasia Formula 400 inc Sub 64 & Rookies

### RACE 11 - SECTOR ANALYSIS



SECTOR 1 = FL to I1, SECTOR 2 = I1 to FL, DIFF = Difference To Personal Best Lap, P = Crossed Finish Line in Pit Lane, D = Time Disallowed

P6 23 S		Tham EVANS		Honda - Tyler Durden Racing		
IDEAL LAP TIME : 1:23.359		BEST LAP TIME : 1:23.476		DIFFERENCE : 0.117		
LAP	SECTOR 1	SECTOR 2	LAP TIME	MPH	DIFF	TIME OF DAY
1 -		45.241	1:31.502	78.05	8.026	15:24:53.226
2 -	39.700	<b>43.964</b>	1:23.664 (2)	85.37	0.188	15:26:16.890
3 -	<b>39.395</b>	44.081	<b>1:23.476 (1)</b>	<b>85.56</b>		<b>15:27:40.366</b>
4 -	39.972	44.801	1:24.773	84.25	1.297	15:29:05.139
5 -	39.748	44.761	1:24.509 (3)	84.51	1.033	15:30:29.648
6 -	40.076	44.793	1:24.869	84.15	1.393	15:31:54.517
7 -	39.847	44.963	1:24.810	84.21	1.334	15:33:19.327
8 -	39.854	45.422	1:25.276	83.75	1.800	15:34:44.603

P7 19 R		James SEATH		Kawasaki - Ovenden		
IDEAL LAP TIME : 1:24.233		BEST LAP TIME : 1:24.509		DIFFERENCE : 0.276		
LAP	SECTOR 1	SECTOR 2	LAP TIME	MPH	DIFF	TIME OF DAY
1 -		46.155	1:31.533	78.03	7.024	15:24:53.257
2 -	40.419	45.094	1:25.513	83.52	1.004	15:26:18.770
3 -	39.866	46.235	1:26.101	82.95	1.592	15:27:44.871
4 -	39.755	45.310	1:25.065	83.96	0.556	15:29:09.936
5 -	39.646	45.383	1:25.029	84.00	0.520	15:30:34.965
6 -	39.666	45.029	1:24.695 (2)	84.33	0.186	15:31:59.660
7 -	<b>39.353</b>	45.156	<b>1:24.509 (1)</b>	<b>84.51</b>		<b>15:33:24.169</b>
8 -	39.914	<b>44.880</b>	1:24.794 (3)	84.23	0.285	15:34:48.963

P8 85		James ROBINSON		Kawasaki - claire palastanga ceramics		
IDEAL LAP TIME : 1:24.797		BEST LAP TIME : 1:25.147		DIFFERENCE : 0.350		
LAP	SECTOR 1	SECTOR 2	LAP TIME	MPH	DIFF	TIME OF DAY
1 -		46.818	1:34.960	75.21	9.813	15:24:56.684
2 -	40.507	<b>44.962</b>	1:25.469 (2)	83.56	0.322	15:26:22.153
3 -	<b>39.835</b>	46.008	1:25.843	83.20	0.696	15:27:47.996
4 -	41.001	45.403	1:26.404	82.66	1.257	15:29:14.400
5 -	40.575	45.074	1:25.649	83.39	0.502	15:30:40.049
6 -	39.867	45.280	<b>1:25.147 (1)</b>	<b>83.88</b>		<b>15:32:05.196</b>
7 -	40.400	46.083	1:26.483	82.58	1.336	15:33:31.679
8 -	40.028	45.513	1:25.541 (3)	83.49	0.394	15:34:57.220

P9 84 S		Gavin SCHOFIELD		Honda -		
IDEAL LAP TIME : 1:25.035		BEST LAP TIME : 1:25.035		DIFFERENCE : 0.000		
LAP	SECTOR 1	SECTOR 2	LAP TIME	MPH	DIFF	TIME OF DAY
1 -		46.202	1:34.482	75.59	9.447	15:24:56.206
2 -	<b>40.145</b>	<b>44.890</b>	<b>1:25.035 (1)</b>	<b>83.99</b>		<b>15:26:21.241</b>
3 -	40.546	45.965	1:26.511	82.56	1.476	15:27:47.752
4 -	40.170	45.236	1:25.406 (2)	83.63	0.371	15:29:13.158
5 -	40.386	45.155	1:25.541 (3)	83.49	0.506	15:30:38.699
6 -	40.853	45.556	1:26.409	82.65	1.374	15:32:05.108
7 -	41.186	46.266	1:27.452	81.67	2.417	15:33:32.560
8 -	40.155	45.457	1:25.612	83.42	0.577	15:34:58.172

P10 90 S		Steve RAPA		Kawasaki - David Simon Tuning		
IDEAL LAP TIME : 1:25.986		BEST LAP TIME : 1:26.009		DIFFERENCE : 0.023		
LAP	SECTOR 1	SECTOR 2	LAP TIME	MPH	DIFF	TIME OF DAY
1 -		46.677	1:34.974	75.20	8.965	15:24:56.698
2 -	40.999	45.456	1:26.455 (3)	82.61	0.446	15:26:23.153
3 -	<b>40.843</b>	45.441	1:26.284 (2)	82.77	0.275	15:27:49.437
4 -	40.866	<b>45.143</b>	<b>1:26.009 (1)</b>	<b>83.04</b>		<b>15:29:15.446</b>
5 -	41.420	46.211	1:27.631	81.50	1.622	15:30:43.077
6 -	41.768	47.868	1:29.636	79.68	3.627	15:32:12.713
7 -	43.530	47.580	1:31.110	78.39	5.101	15:33:43.823

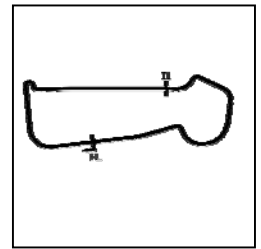
Weather / Track : Bright / Dry

Snetterton 200  
Circuit Length = 1.9840 miles  
Start: 15:23 Flag 15:34 End: 15:35

# BMCRC - MRO Championships 2018 - Rnd 8 @ Snetterton 200

## EDlasia Formula 400 inc Sub 64 & Rookies

### RACE 11 - SECTOR ANALYSIS



SECTOR 1 = FL to I1, SECTOR 2 = I1 to FL, DIFF = Difference To Personal Best Lap, P = Crossed Finish Line in Pit Lane, D = Time Disallowed

8 - 41.350 46.646 1:27.996 81.16 1.987 15:35:11.819

P11 117 S		Jordan HARRIS		Kawasaki -		
IDEAL LAP TIME : 1:26.227		BEST LAP TIME : 1:26.545		DIFFERENCE : 0.318		
LAP	SECTOR 1	SECTOR 2	LAP TIME	MPH	DIFF	TIME OF DAY
1 -		49.017	1:37.760	73.06	11.215	15:24:59.484
2 -	42.201	47.029	1:29.230	80.04	2.685	15:26:28.714
3 -	41.055	45.811	1:26.866 (2)	82.22	0.321	15:27:55.580
4 -	41.666	46.319	1:27.985	81.17	1.440	15:29:23.565
5 -	42.708	45.991	1:28.699	80.52	2.154	15:30:52.264
6 -	41.065	46.603	1:27.668 (3)	81.47	1.123	15:32:19.932
7 -	42.292	<b>45.467</b>	1:27.759	81.38	1.214	15:33:47.691
8 -	<b>40.760</b>	45.785	<b>1:26.545 (1)</b>	<b>82.52</b>		<b>15:35:14.236</b>

P12 16 S		Andrew WILKINS		Kawasaki - David Simon Tuning		
IDEAL LAP TIME : 1:27.306		BEST LAP TIME : 1:27.530		DIFFERENCE : 0.224		
LAP	SECTOR 1	SECTOR 2	LAP TIME	MPH	DIFF	TIME OF DAY
1 -		47.060	1:35.740	74.60	8.210	15:24:57.464
2 -	41.121	46.526	1:27.647 (2)	81.49	0.117	15:26:25.111
3 -	<b>41.105</b>	46.735	1:27.840 (3)	81.31	0.310	15:27:52.951
4 -	42.000	46.624	1:28.624	80.59	1.094	15:29:21.575
5 -	41.665	46.753	1:28.418	80.78	0.888	15:30:49.993
6 -	41.660	46.962	1:28.622	80.59	1.092	15:32:18.615
7 -	41.364	46.843	1:28.207	80.97	0.677	15:33:46.822
8 -	41.329	<b>46.201</b>	<b>1:27.530 (1)</b>	<b>81.60</b>		<b>15:35:14.352</b>

P13 9 S		Karl COONEY		Kawasaki -		
IDEAL LAP TIME : 1:29.051		BEST LAP TIME : 1:29.142		DIFFERENCE : 0.091		
LAP	SECTOR 1	SECTOR 2	LAP TIME	MPH	DIFF	TIME OF DAY
1 -		48.172	1:37.704	73.10	8.562	15:24:59.428
2 -	41.962	47.189	1:29.151 (2)	80.11	0.009	15:26:28.579
3 -	42.025	<b>47.185</b>	1:29.210 (3)	80.06	0.068	15:27:57.789
4 -	42.155	47.645	1:29.800	79.53	0.658	15:29:27.589
5 -	42.186	47.835	1:30.021	79.34	0.879	15:30:57.610
6 -	<b>41.866</b>	47.276	<b>1:29.142 (1)</b>	<b>80.12</b>		<b>15:32:26.752</b>
7 -	42.389	47.679	1:30.068	79.30	0.926	15:33:56.820
8 -	42.623	47.977	1:30.600	78.83	1.458	15:35:27.420

P14 20 R		Connor SWYER		Kawasaki - owkay clothing & EBC brakes		
IDEAL LAP TIME : 1:32.117		BEST LAP TIME : 1:32.442		DIFFERENCE : 0.325		
LAP	SECTOR 1	SECTOR 2	LAP TIME	MPH	DIFF	TIME OF DAY
1 -		50.382	1:41.763	70.18	9.321	15:25:03.487
2 -	44.294	49.835	1:34.129	75.88	1.687	15:26:37.616
3 -	43.573	49.895	1:33.468	76.41	1.026	15:28:11.084
4 -	43.489	<b>48.965</b>	1:32.454 (2)	77.25	0.012	15:29:43.538
5 -	<b>43.152</b>	49.606	1:32.758	77.00	0.316	15:31:16.296
6 -	43.451	48.991	<b>1:32.442 (1)</b>	<b>77.26</b>		<b>15:32:48.738</b>
7 -	43.553	48.969	1:32.522 (3)	77.19	0.080	15:34:21.260

P15 56 R		Kallam SWYER		Kawasaki - Poole tyres & not centre		
IDEAL LAP TIME : 1:32.681		BEST LAP TIME : 1:32.725		DIFFERENCE : 0.044		
LAP	SECTOR 1	SECTOR 2	LAP TIME	MPH	DIFF	TIME OF DAY
1 -		50.654	1:42.303	69.81	9.578	15:25:04.027
2 -	43.701	51.323	1:35.024	75.16	2.299	15:26:39.051
3 -	43.550	50.860	1:34.410	75.65	1.685	15:28:13.461
4 -	43.527	50.162	1:33.689 (3)	76.23	0.964	15:29:47.150
5 -	43.687	50.429	1:34.116	75.89	1.391	15:31:21.266
6 -	43.055	<b>49.670</b>	<b>1:32.725 (1)</b>	<b>77.02</b>		<b>15:32:53.991</b>
7 -	<b>43.011</b>	49.743	1:32.754 (2)	77.00	0.029	15:34:26.745

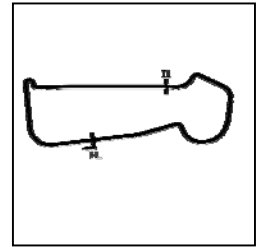
Weather / Track : Bright / Dry

Snetterton 200  
Circuit Length = 1.9840 miles  
Start: 15:23 Flag 15:34 End: 15:35

# BMCRC - MRO Championships 2018 - Rnd 8 @ Snetterton 200

## EDlasia Formula 400 inc Sub 64 & Rookies

### RACE 11 - SECTOR ANALYSIS



SECTOR 1 = FL to I1, SECTOR 2 = I1 to FL, DIFF = Difference To Personal Best Lap, P = Crossed Finish Line in Pit Lane, D = Time Disallowed

P16 999 S/R		Jim DALTON		Kawasaki - Mick Dale			
IDEAL LAP TIME : 1:36.393		BEST LAP TIME : 1:36.563		DIFFERENCE : 0.170			
LAP	SECTOR 1	SECTOR 2	LAP TIME	MPH	DIFF	TIME OF DAY	
1 -		51.257	1:43.989	68.68	7.426	15:25:05.713	
2 -	46.300	51.551	1:37.851	72.99	1.288	15:26:43.564	
3 -	46.373	51.606	1:37.979	72.89	1.416	15:28:21.543	
4 -	46.467	51.703	1:38.170	72.75	1.607	15:29:59.713	
5 -	46.120	<b>50.443</b>	<b>1:36.563 (1)</b>	<b>73.96</b>		<b>15:31:36.276</b>	
6 -	<b>45.950</b>	50.652	1:36.602 (2)	73.93	0.039	15:33:12.878	
7 -	46.496	50.551	1:37.047 (3)	73.59	0.484	15:34:49.925	

P17 52		Gary JARMAN		Kawasaki - G & S Motorcycle tyres			
IDEAL LAP TIME : 1:25.757		BEST LAP TIME : 1:25.757		DIFFERENCE : 0.000			
LAP	SECTOR 1	SECTOR 2	LAP TIME	MPH	DIFF	TIME OF DAY	
1 -		45.573	1:32.997	76.80	7.240	15:24:54.721	
2 -	<b>40.220</b>	<b>45.537</b>	<b>1:25.757 (1)</b>	<b>83.28</b>		<b>15:26:20.478</b>	
3 -	40.939	45.740	1:26.679 (2)	82.40	0.922	15:27:47.157	

# BMCRC - MRO Championships 2018 - Rnd 8 @ Snetterton 200

## EDlasia Formula 400 inc Sub 64 & Rookies

### RACE 11 - BEST SECTORS

SECTOR 1			SECTOR 2			IDEAL / BEST COMPARISON						
POS	NO	NAME	TIME	NO	NAME	TIME	POS	NO	NAME	IDEAL	BEST	DIFF
									<b>PERFECT LAP</b>	<b>1:19.109</b>		
1	3	HENNING	<b>37.307</b>	2	GILL	<b>41.802</b>	1	2	GILL	1:19.187	1:19.187	0.000
2	2	GILL	<b>37.385</b>	3	HENNING	<b>42.001</b>	2	3	HENNING	1:19.308	1:19.308	0.000
3	86	SCOTT	<b>37.556</b>	86	SCOTT	<b>42.292</b>	3	86	SCOTT	1:19.848	1:19.899	0.051
4	63	FOWLE	<b>38.829</b>	63	FOWLE	<b>42.367</b>	4	63	FOWLE	1:21.196	1:21.196	0.000
5	38	WOOD	<b>39.006</b>	38	WOOD	<b>42.944</b>	5	38	WOOD	1:21.950	1:22.012	0.062
6	19	SEATH	<b>39.353</b>	23	EVANS	<b>43.964</b>	6	23	EVANS	1:23.359	1:23.476	0.117
7	23	EVANS	<b>39.395</b>	19	SEATH	<b>44.880</b>	7	19	SEATH	1:24.233	1:24.509	0.276
8	85	ROBINSON	<b>39.835</b>	84	SCHOFIELD	<b>44.890</b>	8	85	ROBINSON	1:24.797	1:25.147	0.350
9	84	SCHOFIELD	<b>40.145</b>	85	ROBINSON	<b>44.962</b>	9	84	SCHOFIELD	1:25.035	1:25.035	0.000
10	52	JARMAN	<b>40.220</b>	90	RAPA	<b>45.143</b>	10	52	JARMAN	1:25.757	1:25.757	0.000
11	117	HARRIS	<b>40.760</b>	117	HARRIS	<b>45.467</b>	11	90	RAPA	1:25.986	1:26.009	0.023
12	90	RAPA	<b>40.843</b>	52	JARMAN	<b>45.537</b>	12	117	HARRIS	1:26.227	1:26.545	0.318
13	16	WILKINS	<b>41.105</b>	16	WILKINS	<b>46.201</b>	13	16	WILKINS	1:27.306	1:27.530	0.224
14	9	COONEY	<b>41.866</b>	9	COONEY	<b>47.185</b>	14	9	COONEY	1:29.051	1:29.142	0.091
15	56	SWYER	<b>43.011</b>	20	SWYER	<b>48.965</b>	15	20	SWYER	1:32.117	1:32.442	0.325
16	20	SWYER	<b>43.152</b>	56	SWYER	<b>49.670</b>	16	56	SWYER	1:32.681	1:32.725	0.044
17	999	DALTON	<b>45.950</b>	999	DALTON	<b>50.443</b>	17	999	DALTON	1:36.393	1:36.563	0.170
18												

Weather / Track : Bright / Dry

Results can be found at [www.tsl-timing.com](http://www.tsl-timing.com)

Snetterton 200

Circuit Length = 1.9840 miles

Start: 15:23 Flag 15:34 End: 15:35

Printed - 15:36 Saturday, 25 August 2018

**BMCRC - MRO Championships 2018 - Rnd 8 @ Snetterton 200**



**EDlasia Formula 400 inc Sub 64 & Rookies**

**RACE 2 - GRID (10 Laps)**

ROW 7	1		1		19	45	Mark THOMPSON
ROW 6	18	26	Lydia THOMPSON	17	999	Jim DALTON	1:36.563
					16	56	Kallam SWYER
							1:32.725
ROW 5				15	20	Connor SWYER	1:32.442
				14	9	Karl COONEY	1:29.142
							1:27.530
ROW 4	12	117	Jordan HARRIS	11	90	Steve RAPA	1:26.009
							1:26.545
					10	52	Gary JARMAN
							1:25.757
ROW 3				9	85	James ROBINSON	1:25.147
				8	84	Gavin SCHOFIELD	1:25.035
							1:24.509
ROW 2	6	23	Tham EVANS	5	38	Hayden WOOD	1:22.012
							1:23.476
					4	63	Harry FOWLE
							1:21.196
ROW 1				3	86	Mathew SCOTT	1:19.899
				2	3	Gary HENNING	1:19.308
							1:19.187
				1	2	Andrew GILL	
							<b>Pole</b>

Snetterton 200  
Circuit Length = 1.9840 miles

**These results are provisional until the conclusion of any judicial and technical matters.**

Clerk Of Course :		Timekeeper :
-------------------	--	--------------

Results can be found at [www.tsl-timing.com](http://www.tsl-timing.com)

Printed - 15:38 Saturday, 25 August 2018



# BMCRC - MRO Championships 2018 - Rnd 8 @ Snetterton 200



## EDAsia Formula 400 inc Sub 64 & Rookies

### RACE 2 - CLASSIFICATION

POS	NO	CL	PIC NAME	ENTRY	LAPS	TIME	GAP	DIFF	MPH	BEST	ON
1	2		1 Andrew GILL	Kawasaki - RMKD Racing	10	13:30.418			88.13	1:19.787	7
2	3		2 Gary HENNING	Kawasaki -	10	13:41.583	11.165	11.165	86.93	1:20.576	10
3	86		3 Mathew SCOTT	Kawasaki -	10	13:41.705	11.287	0.122	86.92	1:20.608	10
4	38	S	1 Hayden WOOD	Kawasaki -	10	13:46.296	15.878	4.591	86.44	1:21.349	8
5	63	S	2 Harry FOWLE	Kawasaki - Team ELP A.Fowle Joinery	10	13:46.349	15.931	0.053	86.43	1:20.816	8
6	45		4 Mark THOMPSON	Kawasaki - Flintstone Tyres / David Simon Tuning	10	13:52.260	21.842	5.911	85.82	1:20.893	10
7	23	S	3 Tham EVANS	Honda - Tyler Durden Racing	10	14:23.110	52.692	30.850	82.75	1:23.969	3
8	84	S	4 Gavin SCHOFIELD	Honda -	10	14:25.491	55.073	2.381	82.52	1:25.064	7
9	52		5 Gary JARMAN	Kawasaki - G & S Motorcycle tyres	10	14:39.507	1:09.089	14.016	81.21	1:26.699	3
10	16	S	5 Andrew WILKINS	Kawasaki - David Simon Tuning	10	14:40.119	1:09.701	0.612	81.15	1:26.650	3
11	9	S	6 Karl COONEY	Kawasaki -	10	14:40.602	1:10.184	0.483	81.10	1:26.328	5
12	117	S	7 Jordan HARRIS	Kawasaki -	10	14:51.022	1:20.604	10.420	80.16	1:27.031	9
13	90	S	8 Steve RAPA	Kawasaki - David Simon Tuning	9	13:30.990	1 Lap	1 Lap	79.26	1:26.887	7
14	19	R	1 James SEATH	Kawasaki - Ovenden	9	13:33.409	1 Lap	2.419	79.02	1:24.389	6
15	20	R	2 Connor SWYER	Kawasaki - owkay clothing & EBC brakes	9	13:47.034	1 Lap	13.625	77.72	1:29.845	9
16	56	R	3 Kallam SWYER	Kawasaki - Poole tyres & not centre	9	13:51.322	1 Lap	4.288	77.32	1:29.938	7
17	999	S/R	1 Jim DALTON	Kawasaki - Mick Dale	9	14:43.847	1 Lap	52.525	72.73	1:35.602	8

#### NOT CLASSIFIED

DNF	85		James ROBINSON	Kawasaki - claire palastanga ceramics	0						
-----	----	--	----------------	---------------------------------------	---	--	--	--	--	--	--

#### FASTEST LAP

2			Andrew GILL	Kawasaki - RMKD Racing	7	1:19.787		89.52 mph	144.06 kph
63	S		Harry FOWLE	Kawasaki - Team ELP A.Fowle Joinery	8	1:20.816		88.38 mph	142.23 kph
19	R		James SEATH	Kawasaki - Ovenden	6	1:24.389		84.63 mph	136.21 kph
999	S/R		Jim DALTON	Kawasaki - Mick Dale	8	1:35.602		74.71 mph	120.23 kph

Class - 92.5% of Race Speed = 81.52 mph  
 Class S - 92.5% of Race Speed = 79.95 mph  
 Class R - 92.5% of Race Speed = 73.09 mph  
 Class S/R - 92.5% of Race Speed = 67.27 mph

Snetterton 200  
 Circuit Length = 1.9840 miles  
 Start: 09:43 Flag 09:57 End: 10:00

Weather / Track : Overcast / Dry  
 These results are provisional until the conclusion of any judicial and technical matters.

Clerk Of Course :	Timekeeper :
-------------------	--------------

Results can be found at [www.tsl-timing.com](http://www.tsl-timing.com)

Printed - 10:00 Sunday, 26 August 2018



# BMCRC - MRO Championships 2018 - Rnd 8 @ Snetterton 200

## EDlasia Formula 400 inc Sub 64 & Rookies

### RACE 2 - LAP CHART

#### LAP 1 @ 09:45:00.585

NO	BEHIND	LAP TIME
2		1:24.830
3	2.722	1:27.552
86	2.843	1:27.673
38	4.415	1:29.245
63	4.486	1:29.316
19	7.334	1:32.164
23	7.827	1:32.657
52	8.136	1:32.966
84	8.873	1:33.703
90	9.766	1:34.596
45	9.827	1:34.657
16	10.326	1:35.156
9	11.777	1:36.607
117	11.968	1:36.798
56	14.055	1:38.885
20	14.590	1:39.420
999	18.918	1:43.748

#### LAP 4 @ 09:49:01.399

NO	BEHIND	LAP TIME
2		1:20.375
3	8.475	1:22.415
86	8.645	1:22.499
63	10.388	1:21.691
38	10.730	1:22.219
45	16.565	1:21.952
23	22.444	1:25.606
84	26.810	1:25.514
19	28.970	1:27.579
52	29.527	1:27.007
16	30.183	1:27.125
9	30.912	1:26.888
117	37.139	1:28.199
90	45.027	1:28.016
20	48.598	1:30.494
56	49.707	1:31.845
999	1:13.552	1:38.820

3	12.220	1:21.083
86	12.693	1:21.390
38	14.630	1:21.659
63	15.278	1:21.972
45	21.590	1:22.776
999	1 Lap	1:37.095
23	37.863	1:25.961
84	42.214	1:25.064
52	50.992	1:27.027
16	51.633	1:27.190
9	52.174	1:26.732
19	53.153	1:35.336
117	59.803	1:28.687
90	1:06.820	1:26.887
56	1:19.272	1:29.938
20	1:19.799	1:30.634

56	1 Lap	1:30.997
45	21.842	1:20.893
23	52.692	1:27.066
84	55.073	1:25.430
52	1:09.089	1:27.351
16	1:09.701	1:27.393
9	1:10.184	1:27.596
999	1 Lap	1:36.986
117	1:20.604	1:28.594

#### LAP 8 @ 09:54:22.577

NO	BEHIND	LAP TIME
2		1:20.331
3	12.921	1:21.032
86	13.259	1:20.897
38	15.648	1:21.349
63	15.763	1:20.816
45	23.311	1:22.052
23	43.685	1:26.153
999	1 Lap	1:36.040
84	47.393	1:25.510
52	58.097	1:27.436
16	58.571	1:27.269
9	58.774	1:26.931
117	1:08.575	1:29.103
19	1:11.791	1:38.969
90	1:16.169	1:29.680

#### LAP 2 @ 09:46:20.873

NO	BEHIND	LAP TIME
2		1:20.288
3	4.614	1:22.180
86	4.940	1:22.385
38	6.603	1:22.476
63	6.821	1:22.623
45	13.100	1:23.561
23	13.395	1:25.856
19	15.377	1:28.331
84	16.060	1:27.475
52	16.347	1:28.499
16	16.934	1:26.896
9	18.193	1:26.704
117	20.280	1:28.600
56	26.376	1:32.609
20	27.462	1:33.160
90	28.903	1:39.425
999	36.743	1:38.113

#### LAP 5 @ 09:50:21.811

NO	BEHIND	LAP TIME
2		1:20.412
3	9.998	1:21.935
86	10.174	1:21.941
63	11.670	1:21.694
38	11.881	1:21.563
45	17.545	1:21.392
23	27.367	1:25.335
84	31.568	1:25.170
19	33.863	1:25.305
52	36.056	1:26.941
16	36.699	1:26.928
9	36.828	1:26.328
117	44.341	1:27.614
90	52.988	1:28.373
20	58.489	1:30.303
56	59.782	1:30.487

#### LAP 9 @ 09:55:44.311

NO	BEHIND	LAP TIME
2		1:21.734
20	1 Lap	1:30.899
56	1 Lap	1:34.562
3	12.451	1:21.264
86	12.541	1:21.016
38	15.508	1:21.594
63	15.632	1:21.603
45	22.811	1:21.234
23	47.488	1:25.537
84	51.505	1:25.846
999	1 Lap	1:35.602
52	1:03.600	1:27.237
16	1:04.170	1:27.333
9	1:04.450	1:27.410
117	1:13.872	1:27.031

#### LAP 3 @ 09:47:41.024

NO	BEHIND	LAP TIME
2		1:20.151
3	6.435	1:21.972
86	6.521	1:21.732
38	8.886	1:22.434
63	9.072	1:22.402
45	14.988	1:22.039
23	17.213	1:23.969
84	21.671	1:25.762
19	21.766	1:26.540
52	22.895	1:26.699
16	23.433	1:26.650
9	24.399	1:26.357
117	29.315	1:29.186
90	37.386	1:28.634
56	38.237	1:32.012
20	38.479	1:31.168
999	55.107	1:38.515

#### LAP 6 @ 09:51:42.459

NO	BEHIND	LAP TIME
2		1:20.648
3	10.924	1:21.574
86	11.090	1:21.564
999	1 Lap	1:38.928
38	12.758	1:21.525
63	13.093	1:22.071
45	18.601	1:21.704
23	31.689	1:24.970
84	36.937	1:26.017
19	37.604	1:24.389
52	43.752	1:28.344
16	44.230	1:28.179
9	45.229	1:29.049
117	50.903	1:27.210
90	59.720	1:27.380
20	1:08.952	1:31.111
56	1:09.121	1:29.987

#### LAP 10 @ 09:57:06.173

NO	BEHIND	LAP TIME
2		1:21.862
90	1 Lap	1:27.999
19	1 Lap	1:34.796
3	11.165	1:20.576
86	11.287	1:20.608
38	15.878	1:22.232
63	15.931	1:22.161
20	1 Lap	1:29.845

#### LAP 7 @ 09:53:02.246

NO	BEHIND	LAP TIME
2		1:19.787

Weather / Track : Overcast / Dry

Results can be found at [www.tsl-timing.com](http://www.tsl-timing.com)

Snetterton 200

Circuit Length = 1.9840 miles

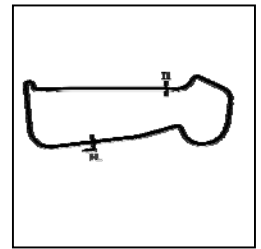
Start: 09:43 Flag 09:57 End: 10:00

Printed - 10:01 Sunday, 26 August 2018

# BMCRC - MRO Championships 2018 - Rnd 8 @ Snetterton 200

## EDlasia Formula 400 inc Sub 64 & Rookies

### RACE 2 - SECTOR ANALYSIS



SECTOR 1 = FL to I1, SECTOR 2 = I1 to FL, DIFF = Difference To Personal Best Lap, P = Crossed Finish Line in Pit Lane, D = Time Disallowed

P1		2		Andrew GILL		Kawasaki - RMKD Racing	
IDEAL LAP TIME : 1:19.696		BEST LAP TIME : 1:19.787		DIFFERENCE : 0.091			
LAP	SECTOR 1	SECTOR 2	LAP TIME	MPH	DIFF	TIME OF DAY	
1 -		42.380	1:24.830	84.19	5.043	09:45:00.585	
2 -	37.689	42.599	1:20.288 (3)	88.96	0.501	09:46:20.873	
3 -	37.914	<b>42.237</b>	1:20.151 (2)	89.11	0.364	09:47:41.024	
4 -	37.621	42.754	1:20.375	88.86	0.588	09:49:01.399	
5 -	37.776	42.636	1:20.412	88.82	0.625	09:50:21.811	
6 -	37.917	42.731	1:20.648	88.56	0.861	09:51:42.459	
7 -	<b>37.459</b>	42.328	<b>1:19.787 (1)</b>	<b>89.52</b>		<b>09:53:02.246</b>	
8 -	37.519	42.812	1:20.331	88.91	0.544	09:54:22.577	
9 -	39.314	42.420	1:21.734	87.38	1.947	09:55:44.311	
10 -	37.789	44.073	1:21.862	87.25	2.075	09:57:06.173	

P2		3		Gary HENNING		Kawasaki -	
IDEAL LAP TIME : 1:20.498		BEST LAP TIME : 1:20.576		DIFFERENCE : 0.078			
LAP	SECTOR 1	SECTOR 2	LAP TIME	MPH	DIFF	TIME OF DAY	
1 -		44.007	1:27.552	81.57	6.976	09:45:03.307	
2 -	38.620	43.560	1:22.180	86.91	1.604	09:46:25.487	
3 -	38.324	43.648	1:21.972	87.13	1.396	09:47:47.459	
4 -	38.762	43.653	1:22.415	86.66	1.839	09:49:09.874	
5 -	38.518	43.417	1:21.935	87.17	1.359	09:50:31.809	
6 -	38.518	43.056	1:21.574	87.55	0.998	09:51:53.383	
7 -	<b>37.991</b>	43.092	1:21.083 (3)	88.08	0.507	09:53:14.466	
8 -	37.998	43.034	1:21.032 (2)	88.14	0.456	09:54:35.498	
9 -	38.430	42.834	1:21.264	87.89	0.688	09:55:56.762	
10 -	38.069	<b>42.507</b>	<b>1:20.576 (1)</b>	<b>88.64</b>		<b>09:57:17.338</b>	

P3		86		Mathew SCOTT		Kawasaki -	
IDEAL LAP TIME : 1:20.390		BEST LAP TIME : 1:20.608		DIFFERENCE : 0.218			
LAP	SECTOR 1	SECTOR 2	LAP TIME	MPH	DIFF	TIME OF DAY	
1 -		43.509	1:27.673	81.46	7.065	09:45:03.428	
2 -	38.701	43.684	1:22.385	86.69	1.777	09:46:25.813	
3 -	38.429	43.303	1:21.732	87.38	1.124	09:47:47.545	
4 -	38.940	43.559	1:22.499	86.57	1.891	09:49:10.044	
5 -	<b>38.173</b>	43.768	1:21.941	87.16	1.333	09:50:31.985	
6 -	38.452	43.112	1:21.564	87.56	0.956	09:51:53.549	
7 -	38.555	42.835	1:21.390	87.75	0.782	09:53:14.939	
8 -	38.259	42.638	1:20.897 (2)	88.29	0.289	09:54:35.836	
9 -	38.602	42.414	1:21.016 (3)	88.16	0.408	09:55:56.852	
10 -	38.391	<b>42.217</b>	<b>1:20.608 (1)</b>	<b>88.60</b>		<b>09:57:17.460</b>	

P4		38 S		Hayden WOOD		Kawasaki -	
IDEAL LAP TIME : 1:21.114		BEST LAP TIME : 1:21.349		DIFFERENCE : 0.235			
LAP	SECTOR 1	SECTOR 2	LAP TIME	MPH	DIFF	TIME OF DAY	
1 -		44.139	1:29.245	80.03	7.896	09:45:05.000	
2 -	39.196	43.280	1:22.476	86.60	1.127	09:46:27.476	
3 -	38.996	43.438	1:22.434	86.64	1.085	09:47:49.910	
4 -	39.153	43.066	1:22.219	86.87	0.870	09:49:12.129	
5 -	38.813	42.750	1:21.563 (3)	87.57	0.214	09:50:33.692	
6 -	38.799	42.726	1:21.525 (2)	87.61	0.176	09:51:55.217	
7 -	39.037	<b>42.622</b>	1:21.659	87.46	0.310	09:53:16.876	
8 -	<b>38.492</b>	42.857	<b>1:21.349 (1)</b>	<b>87.80</b>		<b>09:54:38.225</b>	
9 -	38.728	42.866	1:21.594	87.53	0.245	09:55:59.819	
10 -	39.023	43.209	1:22.232	86.85	0.883	09:57:22.051	

P5		63 S		Harry FOWLE		Kawasaki - Team ELP A.Fowle Joinery	
IDEAL LAP TIME : 1:20.816		BEST LAP TIME : 1:20.816		DIFFERENCE : 0.000			
LAP	SECTOR 1	SECTOR 2	LAP TIME	MPH	DIFF	TIME OF DAY	
1 -							
2 -							
3 -							
4 -							
5 -							
6 -							
7 -							
8 -							
9 -							
10 -							

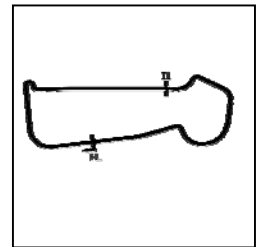
Weather / Track : Overcast / Dry

Snetterton 200  
Circuit Length = 1.9840 miles  
Start: 09:43 Flag 09:57 End: 10:00

# BMCRC - MRO Championships 2018 - Rnd 8 @ Snetterton 200

## EDlasia Formula 400 inc Sub 64 & Rookies

### RACE 2 - SECTOR ANALYSIS



SECTOR 1 = FL to I1, SECTOR 2 = I1 to FL, DIFF = Difference To Personal Best Lap, P = Crossed Finish Line in Pit Lane, D = Time Disallowed

1 -		44.093	1:29.316	79.96	8.500	09:45:05.071
2 -	39.302	43.321	1:22.623	86.44	1.807	09:46:27.694
3 -	39.018	43.384	1:22.402	86.67	1.586	09:47:50.096
4 -	39.073	42.618	1:21.691 (3)	87.43	0.875	09:49:11.787
5 -	39.047	42.647	1:21.694	87.43	0.878	09:50:33.481
6 -	39.076	42.995	1:22.071	87.02	1.255	09:51:55.552
7 -	39.491	42.481	1:21.972	87.13	1.156	09:53:17.524
<b>8 -</b>	<b>38.670</b>	<b>42.146</b>	<b>1:20.816 (1)</b>	<b>88.38</b>		<b>09:54:38.340</b>
9 -	39.087	42.516	1:21.603 (2)	87.52	0.787	09:55:59.943
10 -	38.977	43.184	1:22.161	86.93	1.345	09:57:22.104

P6 45		Mark THOMPSON		Kawasaki - Flintstone Tyres / David Simon Tuning			
IDEAL LAP TIME : 1:20.893		BEST LAP TIME : 1:20.893		DIFFERENCE : 0.000			
LAP	SECTOR 1	SECTOR 2	LAP TIME	MPH	DIFF	TIME OF DAY	
1 -		46.685	1:34.657	75.45	13.764	09:45:10.412	
2 -	39.093	44.468	1:23.561	85.47	2.668	09:46:33.973	
3 -	38.674	43.365	1:22.039	87.06	1.146	09:47:56.012	
4 -	38.996	42.956	1:21.952	87.15	1.059	09:49:17.964	
5 -	38.464	42.928	1:21.392 (3)	87.75	0.499	09:50:39.356	
6 -	38.690	43.014	1:21.704	87.41	0.811	09:52:01.060	
7 -	39.074	43.702	1:22.776	86.28	1.883	09:53:23.836	
8 -	38.474	43.578	1:22.052	87.04	1.159	09:54:45.888	
9 -	38.485	42.749	1:21.234 (2)	87.92	0.341	09:56:07.122	
<b>10 -</b>	<b>38.147</b>	<b>42.746</b>	<b>1:20.893 (1)</b>	<b>88.29</b>		<b>09:57:28.015</b>	

P7 23 S		Tham EVANS		Honda - Tyler Durden Racing			
IDEAL LAP TIME : 1:23.969		BEST LAP TIME : 1:23.969		DIFFERENCE : 0.000			
LAP	SECTOR 1	SECTOR 2	LAP TIME	MPH	DIFF	TIME OF DAY	
1 -		46.070	1:32.657	77.08	8.688	09:45:08.412	
2 -	40.708	45.148	1:25.856	83.19	1.887	09:46:34.268	
<b>3 -</b>	<b>39.717</b>	<b>44.252</b>	<b>1:23.969 (1)</b>	<b>85.06</b>		<b>09:47:58.237</b>	
4 -	40.518	45.088	1:25.606	83.43	1.637	09:49:23.843	
5 -	39.941	45.394	1:25.335 (3)	83.69	1.366	09:50:49.178	
6 -	39.898	45.072	1:24.970 (2)	84.05	1.001	09:52:14.148	
7 -	40.632	45.329	1:25.961	83.09	1.992	09:53:40.109	
8 -	40.112	46.041	1:26.153	82.90	2.184	09:55:06.262	
9 -	40.192	45.345	1:25.537	83.50	1.568	09:56:31.799	
10 -	40.643	46.423	1:27.066	82.03	3.097	09:57:58.865	

P8 84 S		Gavin SCHOFIELD		Honda -			
IDEAL LAP TIME : 1:24.920		BEST LAP TIME : 1:25.064		DIFFERENCE : 0.144			
LAP	SECTOR 1	SECTOR 2	LAP TIME	MPH	DIFF	TIME OF DAY	
1 -		46.208	1:33.703	76.22	8.639	09:45:09.458	
2 -	40.945	46.530	1:27.475	81.65	2.411	09:46:36.933	
3 -	40.150	45.612	1:25.762	83.28	0.698	09:48:02.695	
4 -	40.037	45.477	1:25.514	83.52	0.450	09:49:28.209	
5 -	40.061	<b>45.109</b>	1:25.170 (2)	83.86	0.106	09:50:53.379	
6 -	40.165	45.852	1:26.017	83.03	0.953	09:52:19.396	
<b>7 -</b>	<b>39.811</b>	45.253	<b>1:25.064 (1)</b>	<b>83.96</b>		<b>09:53:44.460</b>	
8 -	40.174	45.336	1:25.510	83.52	0.446	09:55:09.970	
9 -	40.620	45.226	1:25.846	83.20	0.782	09:56:35.816	
10 -	40.220	45.210	1:25.430 (3)	83.60	0.366	09:58:01.246	

P9 52		Gary JARMAN		Kawasaki - G & S Motorcycle tyres			
IDEAL LAP TIME : 1:26.490		BEST LAP TIME : 1:26.699		DIFFERENCE : 0.209			
LAP	SECTOR 1	SECTOR 2	LAP TIME	MPH	DIFF	TIME OF DAY	
1 -		46.380	1:32.966	76.82	6.267	09:45:08.721	
2 -	41.603	46.896	1:28.499	80.70	1.800	09:46:37.220	
<b>3 -</b>	<b>40.475</b>	46.224	<b>1:26.699 (1)</b>	<b>82.38</b>		<b>09:48:03.919</b>	
4 -	40.766	46.241	1:27.007 (3)	82.09	0.308	09:49:30.926	

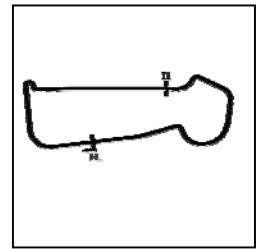
Weather / Track : Overcast / Dry

Snetterton 200  
Circuit Length = 1.9840 miles  
Start: 09:43 Flag 09:57 End: 10:00

# BMCRC - MRO Championships 2018 - Rnd 8 @ Snetterton 200

## EDlasia Formula 400 inc Sub 64 & Rookies

### RACE 2 - SECTOR ANALYSIS



SECTOR 1 = FL to I1, SECTOR 2 = I1 to FL, DIFF = Difference To Personal Best Lap, P = Crossed Finish Line in Pit Lane, D = Time Disallowed

5 -	40.653	46.288	1:26.941 (2)	82.15	0.242	09:50:57.867
6 -	41.235	47.109	1:28.344	80.84	1.645	09:52:26.211
7 -	40.715	46.312	1:27.027	82.07	0.328	09:53:53.238
8 -	41.049	46.387	1:27.436	81.68	0.737	09:55:20.674
9 -	41.222	<b>46.015</b>	1:27.237	81.87	0.538	09:56:47.911
10 -	40.735	46.616	1:27.351	81.76	0.652	09:58:15.262

<b>P10</b>	<b>16 S</b>	<b>Andrew WILKINS</b>	Kawasaki - David Simon Tuning			
IDEAL LAP TIME : 1:26.359		BEST LAP TIME : 1:26.650	DIFFERENCE : 0.291			

LAP	SECTOR 1	SECTOR 2	LAP TIME	MPH	DIFF	TIME OF DAY
1 -		47.235	1:35.156	75.06	8.506	09:45:10.911
2 -	<b>40.654</b>	46.242	1:26.896 (2)	82.19	0.246	09:46:37.807
3 -	40.945	<b>45.705</b>	<b>1:26.650 (1)</b>	<b>82.42</b>		<b>09:48:04.457</b>
4 -	40.913	46.212	1:27.125	81.98	0.475	09:49:31.582
5 -	40.821	46.107	1:26.928 (3)	82.16	0.278	09:50:58.510
6 -	41.402	46.777	1:28.179	81.00	1.529	09:52:26.689
7 -	40.937	46.253	1:27.190	81.91	0.540	09:53:53.879
8 -	41.271	45.998	1:27.269	81.84	0.619	09:55:21.148
9 -	41.325	46.008	1:27.333	81.78	0.683	09:56:48.481
10 -	40.831	46.562	1:27.393	81.72	0.743	09:58:15.874

<b>P11</b>	<b>9 S</b>	<b>Karl COONEY</b>	Kawasaki -			
IDEAL LAP TIME : 1:26.017		BEST LAP TIME : 1:26.328	DIFFERENCE : 0.311			

LAP	SECTOR 1	SECTOR 2	LAP TIME	MPH	DIFF	TIME OF DAY
1 -		47.286	1:36.607	73.93	10.279	09:45:12.362
2 -	40.467	46.237	1:26.704 (3)	82.37	0.376	09:46:39.066
3 -	<b>40.285</b>	46.072	1:26.357 (2)	82.70	0.029	09:48:05.423
4 -	40.516	46.372	1:26.888	82.20	0.560	09:49:32.311
5 -	40.417	45.911	<b>1:26.328 (1)</b>	<b>82.73</b>		<b>09:50:58.639</b>
6 -	41.165	47.884	1:29.049	80.20	2.721	09:52:27.688
7 -	40.402	46.330	1:26.732	82.35	0.404	09:53:54.420
8 -	41.199	<b>45.732</b>	1:26.931	82.16	0.603	09:55:21.351
9 -	41.017	46.393	1:27.410	81.71	1.082	09:56:48.761
10 -	40.564	47.032	1:27.596	81.53	1.268	09:58:16.357

<b>P12</b>	<b>117 S</b>	<b>Jordan HARRIS</b>	Kawasaki -			
IDEAL LAP TIME : 1:26.801		BEST LAP TIME : 1:27.031	DIFFERENCE : 0.230			

LAP	SECTOR 1	SECTOR 2	LAP TIME	MPH	DIFF	TIME OF DAY
1 -		47.896	1:36.798	73.78	9.767	09:45:12.553
2 -	41.088	47.512	1:28.600	80.61	1.569	09:46:41.153
3 -	41.996	47.190	1:29.186	80.08	2.155	09:48:10.339
4 -	41.250	46.949	1:28.199	80.98	1.168	09:49:38.538
5 -	40.908	46.706	1:27.614 (3)	81.52	0.583	09:51:06.152
6 -	<b>40.807</b>	46.403	1:27.210 (2)	81.90	0.179	09:52:33.362
7 -	42.693	<b>45.994</b>	1:28.687	80.53	1.656	09:54:02.049
8 -	41.595	47.508	1:29.103	80.16	2.072	09:55:31.152
9 -	40.890	46.141	<b>1:27.031 (1)</b>	<b>82.06</b>		<b>09:56:58.183</b>
10 -	41.257	47.337	1:28.594	80.62	1.563	09:58:26.777

<b>P13</b>	<b>90 S</b>	<b>Steve RAPA</b>	Kawasaki - David Simon Tuning			
IDEAL LAP TIME : 1:26.346		BEST LAP TIME : 1:26.887	DIFFERENCE : 0.541			

LAP	SECTOR 1	SECTOR 2	LAP TIME	MPH	DIFF	TIME OF DAY
1 -		46.722	1:34.596	75.50	7.709	09:45:10.351
2 -	40.558	58.867	1:39.425	71.83	12.538	09:46:49.776
3 -	41.087	47.547	1:28.634	80.58	1.747	09:48:18.410
4 -	40.958	47.058	1:28.016	81.15	1.129	09:49:46.426
5 -	41.810	46.563	1:28.373	80.82	1.486	09:51:14.799
6 -	<b>40.531</b>	46.849	1:27.380 (2)	81.74	0.493	09:52:42.179
7 -	41.072	<b>45.815</b>	<b>1:26.887 (1)</b>	<b>82.20</b>		<b>09:54:09.066</b>
8 -	42.114	47.566	1:29.680	79.64	2.793	09:55:38.746

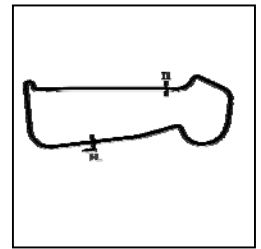
Weather / Track : Overcast / Dry

Snetterton 200  
Circuit Length = 1.9840 miles  
Start: 09:43 Flag 09:57 End: 10:00

# BMCRC - MRO Championships 2018 - Rnd 8 @ Snetterton 200

## EDlasia Formula 400 inc Sub 64 & Rookies

### RACE 2 - SECTOR ANALYSIS



SECTOR 1 = FL to I1, SECTOR 2 = I1 to FL, DIFF = Difference To Personal Best Lap, P = Crossed Finish Line in Pit Lane, D = Time Disallowed

9 - 41.310 46.689 1:27.999 (3) 81.16 1.112 09:57:06.745

P14 19 R James SEATH			Kawasaki - Ovenden			
IDEAL LAP TIME : 1:24.389		BEST LAP TIME : 1:24.389		DIFFERENCE : 0.000		
LAP	SECTOR 1	SECTOR 2	LAP TIME	MPH	DIFF	TIME OF DAY
1 -		46.285	1:32.164	77.49	7.775	09:45:07.919
2 -	41.688	46.643	1:28.331	80.86	3.942	09:46:36.250
3 -	40.403	46.137	1:26.540 (3)	82.53	2.151	09:48:02.790
4 -	40.865	46.714	1:27.579	81.55	3.190	09:49:30.369
5 -	39.765	45.540	1:25.305 (2)	83.72	0.916	09:50:55.674
6 -	<b>39.484</b>	<b>44.905</b>	<b>1:24.389 (1)</b>	<b>84.63</b>		<b>09:52:20.063</b>
7 -	39.554	55.782	1:35.336	74.91	10.947	09:53:55.399
8 -	46.279	52.690	1:38.969	72.16	14.580	09:55:34.368
9 -	43.826	50.970	1:34.796	75.34	10.407	09:57:09.164

P15 20 R Connor SWYER			Kawasaki - owkay clothing & EBC brakes			
IDEAL LAP TIME : 1:29.845		BEST LAP TIME : 1:29.845		DIFFERENCE : 0.000		
LAP	SECTOR 1	SECTOR 2	LAP TIME	MPH	DIFF	TIME OF DAY
1 -		49.018	1:39.420	71.84	9.575	09:45:15.175
2 -	43.340	49.820	1:33.160	76.66	3.315	09:46:48.335
3 -	42.441	48.727	1:31.168	78.34	1.323	09:48:19.503
4 -	42.376	48.118	1:30.494 (3)	78.92	0.649	09:49:49.997
5 -	42.373	47.930	1:30.303 (2)	79.09	0.458	09:51:20.300
6 -	42.705	48.406	1:31.111	78.39	1.266	09:52:51.411
7 -	42.887	47.747	1:30.634	78.80	0.789	09:54:22.045
8 -	42.918	47.981	1:30.899	78.57	1.054	09:55:52.944
9 -	<b>42.294</b>	<b>47.551</b>	<b>1:29.845 (1)</b>	<b>79.49</b>		<b>09:57:22.789</b>

P16 56 R Kallam SWYER			Kawasaki - Poole tyres & not centre			
IDEAL LAP TIME : 1:29.671		BEST LAP TIME : 1:29.938		DIFFERENCE : 0.267		
LAP	SECTOR 1	SECTOR 2	LAP TIME	MPH	DIFF	TIME OF DAY
1 -		49.354	1:38.885	72.23	8.947	09:45:14.640
2 -	42.779	49.830	1:32.609	77.12	2.671	09:46:47.249
3 -	42.378	49.634	1:32.012	77.62	2.074	09:48:19.261
4 -	43.109	48.736	1:31.845	77.76	1.907	09:49:51.106
5 -	42.110	48.377	1:30.487 (3)	78.93	0.549	09:51:21.593
6 -	41.975	<b>48.012</b>	1:29.987 (2)	79.37	0.049	09:52:51.580
7 -	<b>41.659</b>	48.279	<b>1:29.938 (1)</b>	<b>79.41</b>		<b>09:54:21.518</b>
8 -	45.525	49.037	1:34.562	75.53	4.624	09:55:56.080
9 -	42.241	48.756	1:30.997	78.49	1.059	09:57:27.077

P17 999 S/R Jim DALTON			Kawasaki - Mick Dale			
IDEAL LAP TIME : 1:35.517		BEST LAP TIME : 1:35.602		DIFFERENCE : 0.085		
LAP	SECTOR 1	SECTOR 2	LAP TIME	MPH	DIFF	TIME OF DAY
1 -		51.820	1:43.748	68.84	8.146	09:45:19.503
2 -	46.352	51.761	1:38.113	72.79	2.511	09:46:57.616
3 -	46.194	52.321	1:38.515	72.50	2.913	09:48:36.131
4 -	46.001	52.819	1:38.820	72.27	3.218	09:50:14.951
5 -	47.133	51.795	1:38.928	72.19	3.326	09:51:53.879
6 -	45.956	51.139	1:37.095	73.56	1.493	09:53:30.974
7 -	45.300	<b>50.740</b>	1:36.040 (2)	74.37	0.438	09:55:07.014
8 -	<b>44.777</b>	50.825	<b>1:35.602 (1)</b>	<b>74.71</b>		<b>09:56:42.616</b>
9 -	45.107	51.879	1:36.986 (3)	73.64	1.384	09:58:19.602

Weather / Track : Overcast / Dry

Snetterton 200  
Circuit Length = 1.9840 miles  
Start: 09:43 Flag 09:57 End: 10:00

# BMCRC - MRO Championships 2018 - Rnd 8 @ Snetterton 200

## EDlasia Formula 400 inc Sub 64 & Rookies

### RACE 2 - BEST SECTORS

SECTOR 1			SECTOR 2			IDEAL / BEST COMPARISON						
POS	NO	NAME	TIME	NO	NAME	TIME	POS	NO	NAME	IDEAL	BEST	DIFF
									<b>PERFECT LAP</b>	<b>1:19.605</b>		
1	2	GILL	<b>37.459</b>	63	FOWLE	<b>42.146</b>	1	2	GILL	1:19.696	1:19.787	0.091
2	3	HENNING	<b>37.991</b>	86	SCOTT	<b>42.217</b>	2	86	SCOTT	1:20.390	1:20.608	0.218
3	45	THOMPSON	<b>38.147</b>	2	GILL	<b>42.237</b>	3	3	HENNING	1:20.498	1:20.576	0.078
4	86	SCOTT	<b>38.173</b>	3	HENNING	<b>42.507</b>	4	63	FOWLE	1:20.816	1:20.816	0.000
5	38	WOOD	<b>38.492</b>	38	WOOD	<b>42.622</b>	5	45	THOMPSON	1:20.893	1:20.893	0.000
6	63	FOWLE	<b>38.670</b>	45	THOMPSON	<b>42.746</b>	6	38	WOOD	1:21.114	1:21.349	0.235
7	19	SEATH	<b>39.484</b>	23	EVANS	<b>44.252</b>	7	23	EVANS	1:23.969	1:23.969	0.000
8	23	EVANS	<b>39.717</b>	19	SEATH	<b>44.905</b>	8	19	SEATH	1:24.389	1:24.389	0.000
9	84	SCHOFIELD	<b>39.811</b>	84	SCHOFIELD	<b>45.109</b>	9	84	SCHOFIELD	1:24.920	1:25.064	0.144
10	9	COONEY	<b>40.285</b>	16	WILKINS	<b>45.705</b>	10	9	COONEY	1:26.017	1:26.328	0.311
11	52	JARMAN	<b>40.475</b>	9	COONEY	<b>45.732</b>	11	90	RAPA	1:26.346	1:26.887	0.541
12	90	RAPA	<b>40.531</b>	90	RAPA	<b>45.815</b>	12	16	WILKINS	1:26.359	1:26.650	0.291
13	16	WILKINS	<b>40.654</b>	117	HARRIS	<b>45.994</b>	13	52	JARMAN	1:26.490	1:26.699	0.209
14	117	HARRIS	<b>40.807</b>	52	JARMAN	<b>46.015</b>	14	117	HARRIS	1:26.801	1:27.031	0.230
15	56	SWYER	<b>41.659</b>	20	SWYER	<b>47.551</b>	15	56	SWYER	1:29.671	1:29.938	0.267
16	20	SWYER	<b>42.294</b>	56	SWYER	<b>48.012</b>	16	20	SWYER	1:29.845	1:29.845	0.000
17	999	DALTON	<b>44.777</b>	999	DALTON	<b>50.740</b>	17	999	DALTON	1:35.517	1:35.602	0.085
18												

Weather / Track : Overcast / Dry

Results can be found at [www.tsl-timing.com](http://www.tsl-timing.com)

Snetterton 200

Circuit Length = 1.9840 miles

Start: 09:43 Flag 09:57 End: 10:00

Printed - 10:01 Sunday, 26 August 2018

**BMCRC - MRO Championships 2018 - Rnd 8 @ Snetterton 200**



**EDlasia Formula 400 inc Sub 64 & Rookies**

**RACE 11 - GRID (10 Laps)**

ROW 7	1		1		19	26	Lydia THOMPSON			
ROW 6	18	85	James ROBINSON	17	999	Jim DALTON	16	56	Kallam SWYER	
ROW 5		15	20	Connor SWYER	14	117	Jordan HARRIS	13	90	Steve RAPA
ROW 4	12	52	Gary JARMAN	11	16	Andrew WILKINS	10	9	Karl COONEY	
ROW 3		9	84	Gavin SCHOFIELD	8	19	James SEATH	7	23	Tham EVANS
ROW 2	6	38	Hayden WOOD	5	45	Mark THOMPSON	4	63	Harry FOWLE	
ROW 1		3	86	Mathew SCOTT	2	3	Gary HENNING	1	2	Andrew GILL
									<b>Pole</b>	

Snetterton 200  
Circuit Length = 1.9840 miles

These results are provisional until the conclusion of any judicial and technical matters.

Clerk Of Course :		Timekeeper :
-------------------	--	--------------

Results can be found at [www.tsl-timing.com](http://www.tsl-timing.com)

Printed - 10:02 Sunday, 26 August 2018



# BMCRC - MRO Championships 2018 - Rnd 8 @ Snetterton 200



## EDAsia Formula 400 inc Sub 64 & Rookies

### RACE 11 - CLASSIFICATION

POS	NO	CL	PIC NAME	ENTRY	LAPS	TIME	GAP	DIFF	MPH	BEST	ON
1	2		1 Andrew GILL	Kawasaki - RMKD Racing	10	15:43.176			75.72	1:32.237	2
2	86		2 Mathew SCOTT	Kawasaki -	10	15:51.122	7.946	7.946	75.09	1:33.029	10
3	38	S	1 Hayden WOOD	Kawasaki -	10	15:52.121	8.945	0.999	75.01	1:33.504	9
4	3		3 Gary HENNING	Kawasaki -	10	16:55.500	1:12.324	1:03.379	70.33	1:37.976	9
5	85		4 James ROBINSON	Kawasaki - claire palastanga ceramics	10	16:56.159	1:12.983	0.659	70.28	1:38.975	9
6	23	S	2 Tham EVANS	Honda - Tyler Durden Racing	10	17:01.888	1:18.712	5.729	69.89	1:39.764	5
7	90	S	3 Steve RAPA	Kawasaki - David Simon Tuning	9	15:52.203	1 Lap	1 Lap	67.50	1:41.728	7
8	19	R	1 James SEATH	Kawasaki - Ovenden	9	15:57.105	1 Lap	4.902	67.16	1:42.514	9
9	52		5 Gary JARMAN	Kawasaki - G & S Motorcycle tyres	9	16:19.897	1 Lap	22.792	65.60	1:43.012	8
10	56	R	2 Kallam SWYER	Kawasaki - Poole tyres & not centre	9	16:36.440	1 Lap	16.543	64.51	1:46.133	9
11	20	R	3 Connor SWYER	Kawasaki - owkay clothing & EBC brakes	9	16:36.586	1 Lap	0.146	64.50	1:46.549	8
12	999	S/R	1 Jim DALTON	Kawasaki - Mick Dale	9	17:06.392	1 Lap	29.806	62.62	1:51.117	6

#### NOT CLASSIFIED

DNF	45		Mark THOMPSON	Kawasaki - Flintstone Tyres / David Simon Tuning	2	3:25.499	8 Laps	7 Laps	69.51	1:38.516	2
DNF	63	S	Harry FOWLE	Kawasaki - Team ELP A.Fowle Joinery	0						
DNF	9	S	Karl COONEY	Kawasaki -	0						
DNF	16	S	Andrew WILKINS	Kawasaki - David Simon Tuning	0						

#### FASTEST LAP

2	Andrew GILL	Kawasaki - RMKD Racing	2	1:32.237	77.43 mph	124.62 kph
38	S Hayden WOOD	Kawasaki -	9	1:33.504	76.38 mph	122.93 kph
19	R James SEATH	Kawasaki - Ovenden	9	1:42.514	69.67 mph	112.12 kph
999	S/R Jim DALTON	Kawasaki - Mick Dale	6	1:51.117	64.27 mph	103.44 kph

Class - 92.5% of Race Speed = 70.04 mph  
 Class S - 92.5% of Race Speed = 69.38 mph  
 Class R - 92.5% of Race Speed = 62.12 mph  
 Class S/R - 92.5% of Race Speed = 57.92 mph

Snetterton 200  
 Circuit Length = 1.9840 miles  
 Start: 14:09 Flag 14:25 End: 14:26

Weather / Track : Rain / Wet

These results are provisional until the conclusion of any judicial and technical matters.

Clerk Of Course :	Timekeeper :
-------------------	--------------

Results can be found at [www.tsl-timing.com](http://www.tsl-timing.com)

Printed - 14:27 Sunday, 26 August 2018



# BMCRC - MRO Championships 2018 - Rnd 8 @ Snetterton 200

## EDlasia Formula 400 inc Sub 64 & Rookies

### RACE 11 - LAP CHART

#### LAP 1 @ 14:11:13.162

NO	BEHIND	LAP TIME
2		1:37.509
86	3.487	1:40.996
38	5.023	1:42.532
3	8.865	1:46.374
45	9.474	1:46.983
85	10.826	1:48.335
23	12.445	1:49.954
19	14.414	1:51.923
90	14.970	1:52.479
52	20.789	1:58.298
56	20.797	1:58.306
20	26.557	2:04.066
999	26.910	2:04.419

#### LAP 2 @ 14:12:45.399

NO	BEHIND	LAP TIME
2		1:32.237
86	7.254	1:36.004
38	8.460	1:35.674
45	15.753	1:38.516
3	18.976	1:42.348
85	20.154	1:41.565
23	23.535	1:43.327
19	28.336	1:46.159
90	28.881	1:46.148
56	38.991	1:50.431
52	41.353	1:52.801
20	45.925	1:51.605
999	48.374	1:53.701

#### LAP 3 @ 14:14:18.619

NO	BEHIND	LAP TIME
2		1:33.220
86	8.710	1:34.676
38	9.481	1:34.241
85	29.730	1:42.796
3	30.930	1:45.174
23	35.920	1:45.605
19	41.173	1:46.057
90	41.829	1:46.168
56	59.571	1:53.800
52	1:01.422	1:53.289
20	1:03.088	1:50.383
999	1:06.459	1:51.305

#### LAP 4 @ 14:15:53.464

NO	BEHIND	LAP TIME
2		1:34.845
86	8.002	1:34.137
38	8.874	1:34.238
85	36.957	1:42.072
3	38.982	1:42.897
23	43.705	1:42.630
90	51.090	1:44.106
19	55.102	1:48.774
56	1:15.962	1:51.236
52	1:17.415	1:50.838
20	1:17.994	1:49.751
999	1:24.227	1:52.613

#### LAP 5 @ 14:17:28.110

NO	BEHIND	LAP TIME
2		1:34.646
86	8.198	1:34.842
38	8.211	1:33.983
85	43.105	1:40.794
3	46.043	1:41.707
23	48.823	1:39.764
90	1:00.838	1:44.394
19	1:07.388	1:46.932
52	1:32.579	1:49.810
56	1:32.631	1:51.315
20	1:33.117	1:49.769

#### LAP 6 @ 14:19:02.668

NO	BEHIND	LAP TIME
2		1:34.558
38	7.692	1:34.039
86	7.748	1:34.108
999	1 Lap	1:54.759
85	50.725	1:42.178
3	52.963	1:41.478
23	54.270	1:40.005
90	1:14.176	1:47.896
19	1:18.646	1:45.816

#### LAP 7 @ 14:20:38.429

NO	BEHIND	LAP TIME
2		1:35.761
38	6.260	1:34.329
52	1 Lap	1:44.277
86	7.580	1:35.593
20	1 Lap	1:49.210
56	1 Lap	1:50.530
999	1 Lap	1:51.117
85	55.890	1:40.926
3	56.495	1:39.293
23	58.369	1:39.860
90	1:20.143	1:41.728
19	1:27.925	1:45.040

#### LAP 8 @ 14:22:11.531

NO	BEHIND	LAP TIME
2		1:33.102
38	8.651	1:35.493
86	8.747	1:34.269
52	1 Lap	1:43.731
20	1 Lap	1:47.832
56	1 Lap	1:48.157
999	1 Lap	1:53.111
3	1:01.480	1:38.087
85	1:01.794	1:39.006
23	1:05.145	1:39.878
90	1:31.122	1:44.081

#### LAP 9 @ 14:23:44.840

NO	BEHIND	LAP TIME
2		1:33.309
19	1 Lap	1:43.890
38	8.846	1:33.504
86	8.906	1:33.468

52	1 Lap	1:43.012
20	1 Lap	1:46.549
56	1 Lap	1:46.532
999	1 Lap	1:51.923
3	1:06.147	1:37.976
85	1:07.460	1:38.975
23	1:12.042	1:40.206

#### LAP 10 @ 14:25:18.829

NO	BEHIND	LAP TIME
2		1:33.989
86	7.946	1:33.029
38	8.945	1:34.088
90	1 Lap	1:45.203
19	1 Lap	1:42.514
52	1 Lap	1:43.841
56	1 Lap	1:46.133
20	1 Lap	1:47.421
3	1:12.324	1:40.166
85	1:12.983	1:39.512
23	1:18.712	1:40.659
999	1 Lap	1:53.444

Weather / Track : Rain / Wet

Results can be found at [www.tsl-timing.com](http://www.tsl-timing.com)

Snetterton 200

Circuit Length = 1.9840 miles

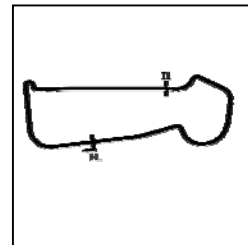
Start: 14:09 Flag 14:25 End: 14:26

Printed - 14:28 Sunday, 26 August 2018

# BMCRC - MRO Championships 2018 - Rnd 8 @ Snetterton 200

## EDlasia Formula 400 inc Sub 64 & Rookies

### RACE 11 - SECTOR ANALYSIS



SECTOR 1 = FL to I1, SECTOR 2 = I1 to FL, DIFF = Difference To Personal Best Lap, P = Crossed Finish Line in Pit Lane, D = Time Disallowed

P1		2		Andrew GILL		Kawasaki - RMKD Racing	
IDEAL LAP TIME : 1:31.795		BEST LAP TIME : 1:32.237		DIFFERENCE : 0.442			
LAP	SECTOR 1	SECTOR 2	LAP TIME	MPH	DIFF	TIME OF DAY	
1 -		49.885	1:37.509	73.24	5.272	14:11:13.162	
2 -	43.512	<b>48.725</b>	<b>1:32.237 (1)</b>	<b>77.43</b>		<b>14:12:45.399</b>	
3 -	43.448	49.772	1:33.220 (3)	76.62	0.983	14:14:18.619	
4 -	43.757	51.088	1:34.845	75.30	2.608	14:15:53.464	
5 -	43.575	51.071	1:34.646	75.46	2.409	14:17:28.110	
6 -	43.386	51.172	1:34.558	75.53	2.321	14:19:02.668	
7 -	45.502	50.259	1:35.761	74.58	3.524	14:20:38.429	
8 -	<b>43.070</b>	50.032	1:33.102 (2)	76.71	0.865	14:22:11.531	
9 -	43.416	49.893	1:33.309	76.54	1.072	14:23:44.840	
10 -	44.038	49.951	1:33.989	75.99	1.752	14:25:18.829	

P2		86		Mathew SCOTT		Kawasaki -	
IDEAL LAP TIME : 1:32.949		BEST LAP TIME : 1:33.029		DIFFERENCE : 0.080			
LAP	SECTOR 1	SECTOR 2	LAP TIME	MPH	DIFF	TIME OF DAY	
1 -		50.679	1:40.996	70.72	7.967	14:11:16.649	
2 -	44.309	51.695	1:36.004	74.39	2.975	14:12:52.653	
3 -	44.418	50.258	1:34.676	75.44	1.647	14:14:27.329	
4 -	43.793	50.344	1:34.137	75.87	1.108	14:16:01.466	
5 -	43.479	51.363	1:34.842	75.30	1.813	14:17:36.308	
6 -	43.564	50.544	1:34.108 (3)	75.89	1.079	14:19:10.416	
7 -	43.961	51.632	1:35.593	74.71	2.564	14:20:46.009	
8 -	44.217	50.052	1:34.269	75.76	1.240	14:22:20.278	
9 -	43.980	<b>49.488</b>	1:33.468 (2)	76.41	0.439	14:23:53.746	
10 -	<b>43.461</b>	49.568	<b>1:33.029 (1)</b>	<b>76.77</b>		<b>14:25:26.775</b>	

P3		38 S		Hayden WOOD		Kawasaki -	
IDEAL LAP TIME : 1:33.404		BEST LAP TIME : 1:33.504		DIFFERENCE : 0.100			
LAP	SECTOR 1	SECTOR 2	LAP TIME	MPH	DIFF	TIME OF DAY	
1 -		51.400	1:42.532	69.66	9.028	14:11:18.185	
2 -	44.882	50.792	1:35.674	74.65	2.170	14:12:53.859	
3 -	44.390	49.851	1:34.241	75.79	0.737	14:14:28.100	
4 -	43.730	50.508	1:34.238	75.79	0.734	14:16:02.338	
5 -	43.828	50.155	1:33.983 (2)	75.99	0.479	14:17:36.321	
6 -	43.875	50.164	1:34.039 (3)	75.95	0.535	14:19:10.360	
7 -	43.716	50.613	1:34.329	75.71	0.825	14:20:44.689	
8 -	<b>43.690</b>	51.803	1:35.493	74.79	1.989	14:22:20.182	
9 -	43.790	<b>49.714</b>	<b>1:33.504 (1)</b>	<b>76.38</b>		<b>14:23:53.686</b>	
10 -	43.966	50.122	1:34.088	75.91	0.584	14:25:27.774	

P4		3		Gary HENNING		Kawasaki -	
IDEAL LAP TIME : 1:37.961		BEST LAP TIME : 1:37.976		DIFFERENCE : 0.015			
LAP	SECTOR 1	SECTOR 2	LAP TIME	MPH	DIFF	TIME OF DAY	
1 -		54.602	1:46.374	67.14	8.398	14:11:22.027	
2 -	46.782	55.566	1:42.348	69.78	4.372	14:13:04.375	
3 -	46.968	58.206	1:45.174	67.91	7.198	14:14:49.549	
4 -	47.456	55.441	1:42.897	69.41	4.921	14:16:32.446	
5 -	47.012	54.695	1:41.707	70.22	3.731	14:18:14.153	
6 -	46.622	54.856	1:41.478	70.38	3.502	14:19:55.631	
7 -	45.652	53.641	1:39.293 (3)	71.93	1.317	14:21:34.924	
8 -	45.344	<b>52.743</b>	1:38.087 (2)	72.81	0.111	14:23:13.011	
9 -	<b>45.218</b>	52.758	<b>1:37.976 (1)</b>	<b>72.90</b>		<b>14:24:50.987</b>	
10 -	46.349	53.817	1:40.166	71.30	2.190	14:26:31.153	

P5		85		James ROBINSON		Kawasaki - claire palastanga ceramics	
IDEAL LAP TIME : 1:37.801		BEST LAP TIME : 1:38.975		DIFFERENCE : 1.174			
LAP	SECTOR 1	SECTOR 2	LAP TIME	MPH	DIFF	TIME OF DAY	
1 -							

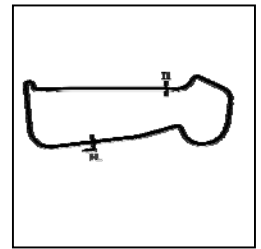
Weather / Track : Rain / Wet

Snetterton 200  
Circuit Length = 1.9840 miles  
Start: 14:09 Flag 14:25 End: 14:26

# BMCRC - MRO Championships 2018 - Rnd 8 @ Snetterton 200

## EDlasia Formula 400 inc Sub 64 & Rookies

### RACE 11 - SECTOR ANALYSIS



SECTOR 1 = FL to I1, SECTOR 2 = I1 to FL, DIFF = Difference To Personal Best Lap, P = Crossed Finish Line in Pit Lane, D = Time Disallowed

1 -		54.673	1:48.335	65.93	9.360	14:11:23.988
2 -	47.607	53.958	1:41.565	70.32	2.590	14:13:05.553
3 -	47.348	55.448	1:42.796	69.48	3.821	14:14:48.349
4 -	47.000	55.072	1:42.072	69.97	3.097	14:16:30.421
5 -	46.339	54.455	1:40.794	70.86	1.819	14:18:11.215
6 -	47.345	54.833	1:42.178	69.90	3.203	14:19:53.393
7 -	46.324	54.602	1:40.926	70.77	1.951	14:21:34.319
8 -	<b>45.097</b>	53.909	1:39.006 (2)	72.14	0.031	14:23:13.325
9 -	46.271	<b>52.704</b>	<b>1:38.975 (1)</b>	<b>72.16</b>		<b>14:24:52.300</b>
10 -	46.164	53.348	1:39.512 (3)	71.77	0.537	14:26:31.812

P6 23 S <b>Tham EVANS</b>			Honda - Tyler Durden Racing			
IDEAL LAP TIME : 1:39.092		BEST LAP TIME : 1:39.764	DIFFERENCE : 0.672			
LAP	SECTOR 1	SECTOR 2	LAP TIME	MPH	DIFF	TIME OF DAY
1 -		56.089	1:49.954	64.95	10.190	14:11:25.607
2 -	48.213	55.114	1:43.327	69.12	3.563	14:13:08.934
3 -	48.558	57.047	1:45.605	67.63	5.841	14:14:54.539
4 -	48.127	54.503	1:42.630	69.59	2.866	14:16:37.169
5 -	<b>46.161</b>	53.603	<b>1:39.764 (1)</b>	<b>71.59</b>		<b>14:18:16.933</b>
6 -	46.885	53.120	1:40.005	71.42	0.241	14:19:56.938
7 -	46.192	53.668	1:39.860 (2)	71.52	0.096	14:21:36.798
8 -	46.947	<b>52.931</b>	1:39.878 (3)	71.51	0.114	14:23:16.676
9 -	46.924	53.282	1:40.206	71.27	0.442	14:24:56.882
10 -	46.892	53.767	1:40.659	70.95	0.895	14:26:37.541

P7 90 S <b>Steve RAPA</b>			Kawasaki - David Simon Tuning			
IDEAL LAP TIME : 1:41.533		BEST LAP TIME : 1:41.728	DIFFERENCE : 0.195			
LAP	SECTOR 1	SECTOR 2	LAP TIME	MPH	DIFF	TIME OF DAY
1 -		56.891	1:52.479	63.50	10.751	14:11:28.132
2 -	<b>47.798</b>	58.350	1:46.148	67.28	4.420	14:13:14.280
3 -	49.934	56.234	1:46.168	67.27	4.440	14:15:00.448
4 -	49.029	55.077	1:44.106 (3)	68.60	2.378	14:16:44.554
5 -	49.662	54.732	1:44.394	68.41	2.666	14:18:28.948
6 -	49.691	58.205	1:47.896	66.19	6.168	14:20:16.844
7 -	47.993	<b>53.735</b>	<b>1:41.728 (1)</b>	<b>70.21</b>		<b>14:21:58.572</b>
8 -	48.931	55.150	1:44.081 (2)	68.62	2.353	14:23:42.653
9 -	48.193	57.010	1:45.203	67.89	3.475	14:25:27.856

P8 19 R <b>James SEATH</b>			Kawasaki - Ovenden			
IDEAL LAP TIME : 1:42.514		BEST LAP TIME : 1:42.514	DIFFERENCE : 0.000			
LAP	SECTOR 1	SECTOR 2	LAP TIME	MPH	DIFF	TIME OF DAY
1 -		57.151	1:51.923	63.81	9.409	14:11:27.576
2 -	48.726	57.433	1:46.159	67.28	3.645	14:13:13.735
3 -	48.401	57.656	1:46.057	67.34	3.543	14:14:59.792
4 -	50.400	58.374	1:48.774	65.66	6.260	14:16:48.566
5 -	48.851	58.081	1:46.932	66.79	4.418	14:18:35.498
6 -	48.718	57.098	1:45.816	67.49	3.302	14:20:21.314
7 -	48.047	56.993	1:45.040 (3)	67.99	2.526	14:22:06.354
8 -	48.044	55.846	1:43.890 (2)	68.75	1.376	14:23:50.244
9 -	<b>47.057</b>	<b>55.457</b>	<b>1:42.514 (1)</b>	<b>69.67</b>		<b>14:25:32.758</b>

P9 52 <b>Gary JARMAN</b>			Kawasaki - G & S Motorcycle tyres			
IDEAL LAP TIME : 1:42.687		BEST LAP TIME : 1:43.012	DIFFERENCE : 0.325			
LAP	SECTOR 1	SECTOR 2	LAP TIME	MPH	DIFF	TIME OF DAY
1 -		1:01.420	1:58.298	60.37	15.286	14:11:33.951
2 -	51.502	1:01.299	1:52.801	63.31	9.789	14:13:26.752
3 -	51.313	1:01.976	1:53.289	63.04	10.277	14:15:20.041
4 -	50.672	1:00.166	1:50.838	64.44	7.826	14:17:10.879
5 -	50.270	59.540	1:49.810	65.04	6.798	14:19:00.689
6 -	47.930	56.347	1:44.277	68.49	1.265	14:20:44.966

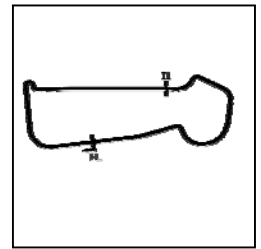
Weather / Track : Rain / Wet

Snetterton 200  
Circuit Length = 1.9840 miles  
Start: 14:09 Flag 14:25 End: 14:26

# BMCRC - MRO Championships 2018 - Rnd 8 @ Snetterton 200

## EDlasia Formula 400 inc Sub 64 & Rookies

### RACE 11 - SECTOR ANALYSIS



SECTOR 1 = FL to I1, SECTOR 2 = I1 to FL, DIFF = Difference To Personal Best Lap, P = Crossed Finish Line in Pit Lane, D = Time Disallowed

7 -	<b>47.217</b>	56.514	1:43.731 (2)	68.85	0.719	14:22:28.697
8 -	47.542	<b>55.470</b>	<b>1:43.012 (1)</b>	<b>69.33</b>		<b>14:24:11.709</b>
9 -	47.298	56.543	1:43.841 (3)	68.78	0.829	14:25:55.550

<b>P10</b>	<b>56 R</b>	<b>Kallam SWYER</b>	Kawasaki - Poole tyres & not centre			
IDEAL LAP TIME : 1:46.133		BEST LAP TIME : 1:46.133	DIFFERENCE : 0.000			
LAP	SECTOR 1	SECTOR 2	LAP TIME	MPH	DIFF	TIME OF DAY
1 -		1:00.439	1:58.306	60.37	12.173	14:11:33.959
2 -	50.297	1:00.134	1:50.431	64.67	4.298	14:13:24.390
3 -	51.642	1:02.158	1:53.800	62.76	7.667	14:15:18.190
4 -	51.038	1:00.198	1:51.236	64.21	5.103	14:17:09.426
5 -	51.091	1:00.224	1:51.315	64.16	5.182	14:19:00.741
6 -	52.370	58.160	1:50.530	64.62	4.397	14:20:51.271
7 -	49.660	58.497	1:48.157 (3)	66.03	2.024	14:22:39.428
8 -	48.975	57.557	1:46.532 (2)	67.04	0.399	14:24:25.960
9 -	<b>48.733</b>	<b>57.400</b>	<b>1:46.133 (1)</b>	<b>67.29</b>		<b>14:26:12.093</b>

<b>P11</b>	<b>20 R</b>	<b>Connor SWYER</b>	Kawasaki - owkay clothing & EBC brakes			
IDEAL LAP TIME : 1:46.522		BEST LAP TIME : 1:46.549	DIFFERENCE : 0.027			
LAP	SECTOR 1	SECTOR 2	LAP TIME	MPH	DIFF	TIME OF DAY
1 -		1:02.154	2:04.066	57.57	17.517	14:11:39.719
2 -	52.184	59.421	1:51.605	63.99	5.056	14:13:31.324
3 -	51.020	59.363	1:50.383	64.70	3.834	14:15:21.707
4 -	49.588	1:00.163	1:49.751	65.07	3.202	14:17:11.458
5 -	50.808	58.961	1:49.769	65.06	3.220	14:19:01.227
6 -	51.278	57.932	1:49.210	65.40	2.661	14:20:50.437
7 -	50.059	57.773	1:47.832 (3)	66.23	1.283	14:22:38.269
8 -	48.960	<b>57.589</b>	<b>1:46.549 (1)</b>	<b>67.03</b>		<b>14:24:24.818</b>
9 -	<b>48.933</b>	58.488	1:47.421 (2)	66.49	0.872	14:26:12.239

<b>P12</b>	<b>999 S/R</b>	<b>Jim DALTON</b>	Kawasaki - Mick Dale			
IDEAL LAP TIME : 1:50.243		BEST LAP TIME : 1:51.117	DIFFERENCE : 0.874			
LAP	SECTOR 1	SECTOR 2	LAP TIME	MPH	DIFF	TIME OF DAY
1 -		1:03.045	2:04.419	57.40	13.302	14:11:40.072
2 -	52.944	1:00.757	1:53.701	62.81	2.584	14:13:33.773
3 -	51.813	59.492	1:51.305 (2)	64.17	0.188	14:15:25.078
4 -	<b>51.351</b>	1:01.262	1:52.613	63.42	1.496	14:17:17.691
5 -	53.940	1:00.819	1:54.759	62.23	3.642	14:19:12.450
6 -	52.225	<b>58.892</b>	<b>1:51.117 (1)</b>	<b>64.27</b>		<b>14:21:03.567</b>
7 -	52.870	1:00.241	1:53.111	63.14	1.994	14:22:56.678
8 -	52.672	59.251	1:51.923 (3)	63.81	0.806	14:24:48.601
9 -	52.601	1:00.843	1:53.444	62.96	2.327	14:26:42.045

<b>P13</b>	<b>45</b>	<b>Mark THOMPSON</b>	Kawasaki - Flintstone Tyres / David Simon Tuning			
IDEAL LAP TIME : 1:38.222		BEST LAP TIME : 1:38.516	DIFFERENCE : 0.294			
LAP	SECTOR 1	SECTOR 2	LAP TIME	MPH	DIFF	TIME OF DAY
1 -		54.025	1:46.983	66.76	8.467	14:11:22.636
2 -	45.676	<b>52.840</b>	<b>1:38.516 (1)</b>	<b>72.50</b>		<b>14:13:01.152</b>

Weather / Track : Rain / Wet

Snetterton 200  
Circuit Length = 1.9840 miles  
Start: 14:09 Flag 14:25 End: 14:26

# BMCRC - MRO Championships 2018 - Rnd 8 @ Snetterton 200

## EDlasia Formula 400 inc Sub 64 & Rookies

### RACE 11 - BEST SECTORS

SECTOR 1			SECTOR 2			IDEAL / BEST COMPARISON						
POS	NO	NAME	TIME	NO	NAME	TIME	POS	NO	NAME	IDEAL	BEST	DIFF
									<b>PERFECT LAP</b>	<b>1:31.795</b>		
1	2	GILL	<b>43.070</b>	2	GILL	<b>48.725</b>	1	2	GILL	1:31.795	1:32.237	0.442
2	86	SCOTT	<b>43.461</b>	86	SCOTT	<b>49.488</b>	2	86	SCOTT	1:32.949	1:33.029	0.080
3	38	WOOD	<b>43.690</b>	38	WOOD	<b>49.714</b>	3	38	WOOD	1:33.404	1:33.504	0.100
4	85	ROBINSON	<b>45.097</b>	85	ROBINSON	<b>52.704</b>	4	85	ROBINSON	1:37.801	1:38.975	1.174
5	3	HENNING	<b>45.218</b>	3	HENNING	<b>52.743</b>	5	3	HENNING	1:37.961	1:37.976	0.015
6	45	THOMPSON	<b>45.382</b>	45	THOMPSON	<b>52.840</b>	6	45	THOMPSON	1:38.222	1:38.516	0.294
7	23	EVANS	<b>46.161</b>	23	EVANS	<b>52.931</b>	7	23	EVANS	1:39.092	1:39.764	0.672
8	19	SEATH	<b>47.057</b>	90	RAPA	<b>53.735</b>	8	90	RAPA	1:41.533	1:41.728	0.195
9	52	JARMAN	<b>47.217</b>	19	SEATH	<b>55.457</b>	9	19	SEATH	1:42.514	1:42.514	0.000
10	90	RAPA	<b>47.798</b>	52	JARMAN	<b>55.470</b>	10	52	JARMAN	1:42.687	1:43.012	0.325
11	56	SWYER	<b>48.733</b>	56	SWYER	<b>57.400</b>	11	56	SWYER	1:46.133	1:46.133	0.000
12	20	SWYER	<b>48.933</b>	20	SWYER	<b>57.589</b>	12	20	SWYER	1:46.522	1:46.549	0.027
13	999	DALTON	<b>51.351</b>	999	DALTON	<b>58.892</b>	13	999	DALTON	1:50.243	1:51.117	0.874
14												
15												
16												

Weather / Track : Rain / Wet

Results can be found at [www.tsl-timing.com](http://www.tsl-timing.com)

Snetterton 200  
Circuit Length = 1.9840 miles  
Start: 14:09 Flag 14:25 End: 14:26

Printed - 14:28 Sunday, 26 August 2018

BMCRC-MRO Championships 2018



**TEAM  
RESPRO®**

**Team Respro MRO 600 inc  
Clubman 600 & BMCRC Rookie 600**

**Snetterton 200 Circuit**

**25<sup>th</sup> / 26<sup>th</sup> August 2018**



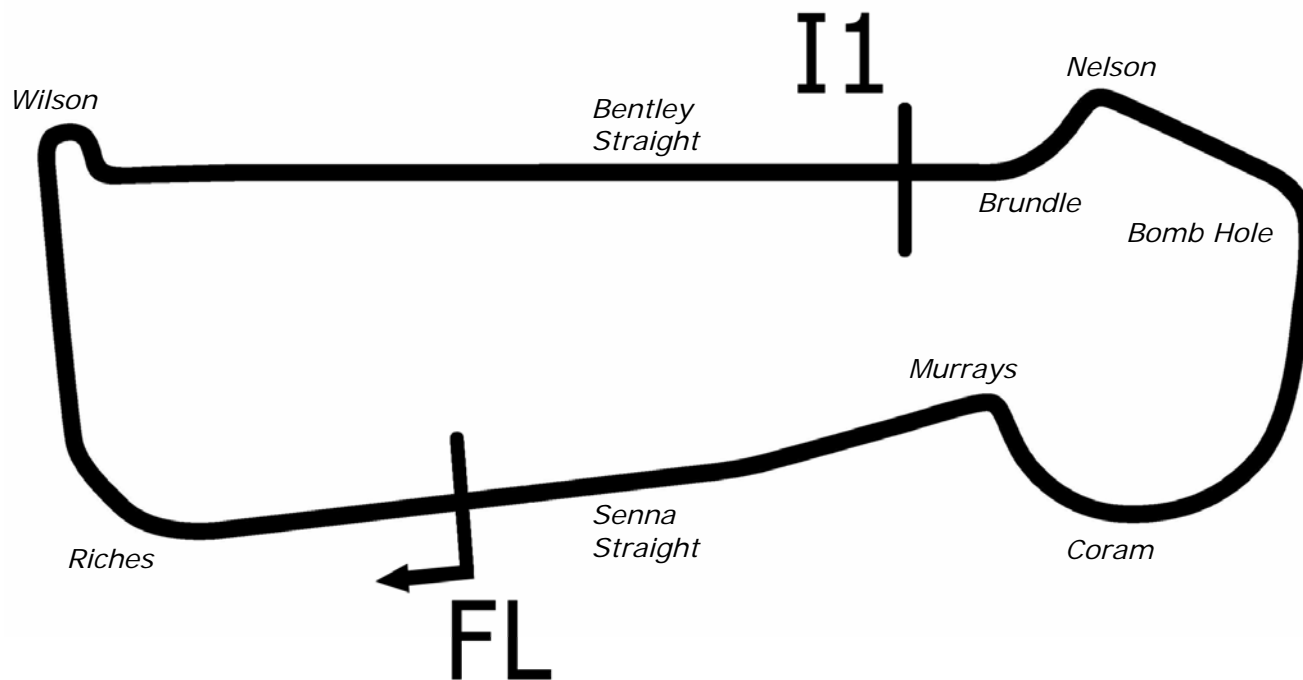
Results Provided by Timing Solutions Ltd  
[www.tsl-timing.com](http://www.tsl-timing.com)

# Snetterton 200



SPORTS TIMING

TIMING SOLUTIONS LTD



Length	1.9840 miles	3193.0 m	
FL		52.46340 N	0.94476 E
I1	1612m	52.46617 N	0.94964 E
Pit Entry	2987m	52.46364 N	0.94774 E
Pit Exit	40m after FL	52.46338 N	0.94420 E
Pit Entry–Pit Exit 246m, 14.7s @60kph, 11.0s @80kph			

All results available at [www.tsl-timing.com](http://www.tsl-timing.com)

# BMCRC - MRO Championships 2018 - Rnd 8 @ Snetterton 200

## Team Respro MRO 600 inc Clubman 600 & L&W Contractors Rookie 600

### QUALIFYING - CLASSIFICATION

POS	NO	CL	PIC NAME	ENTRY	TIME	ON	LAPS	GAP	DIFF	MPH
1	16		1 Luke HOPKINS	Yamaha - Hopkins Racing	1:14.061	11	11			96.44
2	84	C	1 Ben WOTTON	Triumph - JJR Triumph/ RJS Services	1:15.171	5	11	1.110	1.110	95.01
3	46		2 Harry ROWLINGS	Triumph - Bernard Elliott racing / Steve Jordan motorcycle	1:15.183	6	11	1.122	0.012	95.00
4	56		3 Michael MILLS	Yamaha - A51 Racing	1:15.233	7	7	1.172	0.050	94.93
5	82	C	2 Andrew SMITH	Kawasaki - 5 Club Racing	1:15.649	9	11	1.588	0.416	94.41
6	17	C	3 Philip BAKER	Triumph - Ashford accident repair centre	1:16.008	9	10	1.947	0.359	93.97
7	60	C	4 Jack YOUNGE	Yamaha - Chase Timber Products	1:16.416	7	10	2.355	0.408	93.46
8	22	C	5 Del DOWDS	Yamaha - Sublime Designs Racing	1:16.693	9	10	2.632	0.277	93.13
9	53	C	6 Jason SIGGS	Yamaha - J Siggs Construction	1:16.809	6	10	2.748	0.116	92.99
10	912	R	1 Michael WHITE	Yamaha -	1:17.044	9	10	2.983	0.235	92.70
11	39	R	2 Max MORGAN	Kawasaki - MSS PERFORMANCE	1:17.341	6	10	3.280	0.297	92.35
12	81	C	7 Liam DUFFETT	Triumph -	1:17.538	9	10	3.477	0.197	92.11
13	156	C	8 Michael STONE	Kawasaki -	1:18.601	6	10	4.540	1.063	90.87
14	21	R	3 Nick WHITCHER	Yamaha -	1:18.662	6	10	4.601	0.061	90.80
15	40		4 David SHELVEY	Suzuki - ymark.com	1:18.695	9	9	4.634	0.033	90.76
16	818	R	4 Alex BARKER	Yamaha - Courtneys Vehicle Logistics & Barker Woodrow	1:18.940	10	10	4.879	0.245	90.48
17	194	R	5 Liam CRACKNELL	Kawasaki -	1:19.043	10	10	4.982	0.103	90.36
18	188	R	6 Dawid KRAWIECKI	Yamaha - Code Blue LTD	1:19.059	4	8	4.998	0.016	90.34
19	100	R	7 Craig HOWTON	Suzuki - Me	1:19.164	6	9	5.103	0.105	90.22
20	57		5 Theo RUTTER	Yamaha - Sublime Designs Racing/RRC	1:19.906	6	10	5.845	0.742	89.38
21	2	R	8 Toby TRUNDLE	Triumph - Harris Motorcycles Ltd - Harlow Essex	1:20.050	9	10	5.989	0.144	89.22
22	88	C	9 Michael STANLEY	Triumph -	1:20.177	3	10	6.116	0.127	89.08
23	118	C	10 Jim COYLE	Triumph -	1:20.395	5	10	6.334	0.218	88.84
24	42	R	9 Michael ATTWOOD	Yamaha - Moremoto	1:20.597	9	10	6.536	0.202	88.62
25	18	R	10 Jamie THOMAS	Suzuki - Team RubyRacing	1:20.709	8	10	6.648	0.112	88.49
26	107	R	11 Michael WHEELDON	Triumph -	1:22.056	5	9	7.995	1.347	87.04
27	83	600	1 Pete CUNNINGHAM	Triumph -	1:22.730	5	5	8.669	0.674	86.33
28	8	R	12 Dave SAUNDERS	Honda -	1:23.205	8	9	9.144	0.475	85.84
29	184	R	13 Phillip MCMANAMON	Honda -	1:28.921	8	9	14.860	5.716	80.32
30	333	R	14 Robert PRICE	Suzuki -	1:29.296	9	9	15.235	0.375	79.98
31	75	R	15 James HOARE	Triumph - TCUK	1:29.493	5	5	15.432	0.197	79.81
32	891	R	16 Steve BARKHAM	Kawasaki - EWG racing	1:29.574	2	2	15.513	0.081	79.73

Snetterton 200

Circuit Length = 1.9840 miles

Start: 10:03 Flag 10:17 End: 10:18

Weather / Track : Bright / Drying

These results are provisional until the conclusion of any judicial and technical matters.

Clerk Of Course :	Timekeeper :
-------------------	--------------

Results can be found at [www.tsl-timing.com](http://www.tsl-timing.com)

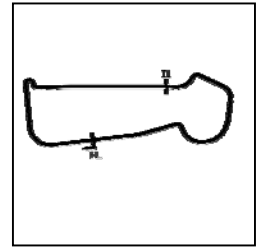
Printed - 10:19 Saturday, 25 August 2018



# BMCRC - MRO Championships 2018 - Rnd 8 @ Snetterton 200

Team Respro MRO 600 inc Clubman 600 & L&W Contractors Rookie 600

## QUALIFYING - SECTOR ANALYSIS



SECTOR 1 = FL to I1, SECTOR 2 = I1 to FL, DIFF = Difference To Personal Best Lap, P = Crossed Finish Line in Pit Lane, D = Time Disallowed

<b>P1 16</b>		<b>Luke HOPKINS</b>		Yamaha - Hopkins Racing		
IDEAL LAP TIME : 1:13.727		BEST LAP TIME : 1:14.061		DIFFERENCE : 0.334		
LAP	SECTOR 1	SECTOR 2	LAP TIME	MPH	DIFF	TIME OF DAY
1 -	37.983	42.797	1:20.780	88.41	6.719	10:05:35.032
2 -	35.676	41.505	1:17.181	92.54	3.120	10:06:52.213
3 -	35.477	40.477	1:15.954	94.03	1.893	10:08:08.167
4 -	35.114	41.763	1:16.877	92.90	2.816	10:09:25.044
5 -	34.837	40.019	1:14.856	95.41	0.795	10:10:39.900
6 -	34.792	40.105	1:14.897	95.36	0.836	10:11:54.797
7 -	<b>34.332</b>	40.040	1:14.372 (3)	96.03	0.311	10:13:09.169
8 -	<b>34.332</b>	40.413	1:14.745	95.55	0.684	10:14:23.914
9 -	35.431	40.333	1:15.764	94.27	1.703	10:15:39.678
10 -	34.554	39.605	1:14.159 (2)	96.31	0.098	10:16:53.837
11 -	34.666	<b>39.395</b>	<b>1:14.061 (1)</b>	<b>96.44</b>		<b>10:18:07.898</b>

<b>P2 84 C</b>		<b>Ben WOTTON</b>		Triumph - JJR Triumph/ RJS Services		
IDEAL LAP TIME : 1:14.850		BEST LAP TIME : 1:15.171		DIFFERENCE : 0.321		
LAP	SECTOR 1	SECTOR 2	LAP TIME	MPH	DIFF	TIME OF DAY
1 -	37.924	42.307	1:20.231	89.02	5.060	10:05:36.443
2 -	35.585	40.603	1:16.188	93.74	1.017	10:06:52.631
3 -	35.322	40.461	1:15.783	94.24	0.612	10:08:08.414
4 -	35.233	41.781	1:17.014	92.74	1.843	10:09:25.428
5 -	34.941	<b>40.230</b>	<b>1:15.171 (1)</b>	<b>95.01</b>		<b>10:10:40.599</b>
6 -	<b>34.620</b>	40.986	1:15.606 (3)	94.47	0.435	10:11:56.205
7 -	34.867	41.197	1:16.064	93.90	0.893	10:13:12.269
8 -	34.938	40.520	1:15.458 (2)	94.65	0.287	10:14:27.727
9 -	35.413	40.892	1:16.305	93.60	1.134	10:15:44.032
10 -	35.627	41.261	1:16.888	92.89	1.717	10:17:00.920
11 -	34.968	40.775	1:15.743	94.29	0.572	10:18:16.663

<b>P3 46</b>		<b>Harry ROWLINGS</b>		Triumph - Bernard Elliott racing / Steve Jordan motorcycles		
IDEAL LAP TIME : 1:15.093		BEST LAP TIME : 1:15.183		DIFFERENCE : 0.090		
LAP	SECTOR 1	SECTOR 2	LAP TIME	MPH	DIFF	TIME OF DAY
1 -	41.707	41.714	1:23.421	85.62	8.238	10:05:38.577
2 -	36.106	40.812	1:16.918	92.85	1.735	10:06:55.495
3 -	35.246	40.341	1:15.587 (3)	94.49	0.404	10:08:11.082
4 -	35.050	41.171	1:16.221	93.70	1.038	10:09:27.303
5 -	<b>34.909</b>	40.784	1:15.693	94.36	0.510	10:10:42.996
6 -	34.999	<b>40.184</b>	<b>1:15.183 (1)</b>	<b>95.00</b>		<b>10:11:58.179</b>
7 -	35.732	40.409	1:16.141	93.80	0.958	10:13:14.320
8 -	37.155	42.547	1:19.702	89.61	4.519	10:14:34.022
9 -	34.951	40.354	1:15.305 (2)	94.84	0.122	10:15:49.327
10 -	35.293	40.674	1:15.967	94.02	0.784	10:17:05.294
11 -	35.331	40.522	1:15.853	94.16	0.670	10:18:21.147

<b>P4 56</b>		<b>Michael MILLS</b>		Yamaha - A51 Racing		
IDEAL LAP TIME : 1:14.949		BEST LAP TIME : 1:15.233		DIFFERENCE : 0.284		
LAP	SECTOR 1	SECTOR 2	LAP TIME	MPH	DIFF	TIME OF DAY
1 -	39.844	42.590	1:22.434	86.64	7.201	10:05:39.713
2 -	35.207	40.815	1:16.022	93.95	0.789	10:06:55.735
3 -	36.261	43.495	1:19.756	89.55	4.523	10:08:15.491
4 -	35.301	41.945	1:17.246	92.46	2.013	10:09:32.737
5 -	35.197	<b>40.098</b>	1:15.295 (2)	94.86	0.062	10:10:48.032
6 -	35.047	40.479	1:15.526 (3)	94.57	0.293	10:12:03.558
7 -	<b>34.851</b>	40.382	<b>1:15.233 (1)</b>	<b>94.93</b>		<b>10:13:18.791</b>

<b>P5 82 C</b>		<b>Andrew SMITH</b>		Kawasaki - 5 Club Racing		
IDEAL LAP TIME : 1:15.533		BEST LAP TIME : 1:15.649		DIFFERENCE : 0.116		
LAP	SECTOR 1	SECTOR 2	LAP TIME	MPH	DIFF	TIME OF DAY

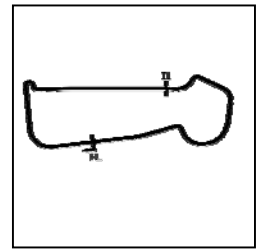
Weather / Track : Bright / Drying

Snetterton 200  
Circuit Length = 1.9840 miles  
Start: 10:03 Flag 10:17 End: 10:18

# BMCRC - MRO Championships 2018 - Rnd 8 @ Snetterton 200

Team Respro MRO 600 inc Clubman 600 & L&W Contractors Rookie 600

## QUALIFYING - SECTOR ANALYSIS



SECTOR 1 = FL to I1, SECTOR 2 = I1 to FL, DIFF = Difference To Personal Best Lap, P = Crossed Finish Line in Pit Lane, D = Time Disallowed

1 -	38.749	42.334	1:21.083	88.08	5.434	10:05:37.994
2 -	35.822	40.952	1:16.774	93.03	1.125	10:06:54.768
3 -	35.412	40.633	1:16.045	93.92	0.396	10:08:10.813
4 -	35.307	42.093	1:17.400	92.28	1.751	10:09:28.213
5 -	35.367	40.564	1:15.931 (3)	94.06	0.282	10:10:44.144
6 -	36.357	40.631	1:16.988	92.77	1.339	10:12:01.132
7 -	35.502	41.197	1:16.699	93.12	1.050	10:13:17.831
8 -	35.524	41.541	1:17.065	92.68	1.416	10:14:34.896
9 -	35.396	<b>40.253</b>	<b>1:15.649 (1)</b>	<b>94.41</b>		<b>10:15:50.545</b>
10 -	<b>35.280</b>	40.470	1:15.750 (2)	94.29	0.101	10:17:06.295
11 -	35.421	41.702	1:17.123	92.61	1.474	10:18:23.418

P6	17 C	Philip BAKER	Triumph - Ashford accident repair centre			
IDEAL LAP TIME : 1:16.008		BEST LAP TIME : 1:16.008	DIFFERENCE : 0.000			

LAP	SECTOR 1	SECTOR 2	LAP TIME	MPH	DIFF	TIME OF DAY
1 -	40.195	44.873	1:25.068	83.96	9.060	10:05:43.734
2 -	37.560	41.322	1:18.882	90.54	2.874	10:07:02.616
3 -	35.969	40.740	1:16.709 (3)	93.11	0.701	10:08:19.325
4 -	35.717	41.121	1:16.838	92.95	0.830	10:09:36.163
5 -	35.774	41.000	1:16.774	93.03	0.766	10:10:52.937
6 -	35.777	41.050	1:16.827	92.96	0.819	10:12:09.764
7 -	35.823	40.673	1:16.496 (2)	93.37	0.488	10:13:26.260
8 -	35.863	41.733	1:17.596	92.04	1.588	10:14:43.856
9 -	<b>35.421</b>	<b>40.587</b>	<b>1:16.008 (1)</b>	<b>93.97</b>		<b>10:15:59.864</b>
10 -	36.944	41.075	1:18.019	91.54	2.011	10:17:17.883

P7	60 C	Jack YOUNGE	Yamaha - Chase Timber Products			
IDEAL LAP TIME : 1:16.354		BEST LAP TIME : 1:16.416	DIFFERENCE : 0.062			

LAP	SECTOR 1	SECTOR 2	LAP TIME	MPH	DIFF	TIME OF DAY
1 -	39.942	45.674	1:25.616	83.42	9.200	10:05:43.440
2 -	36.814	41.677	1:18.491	90.99	2.075	10:07:01.931
3 -	36.144	40.647	1:16.791	93.01	0.375	10:08:18.722
4 -	35.930	40.661	1:16.591 (3)	93.25	0.175	10:09:35.313
5 -	35.868	40.674	1:16.542 (2)	93.31	0.126	10:10:51.855
6 -	36.211	41.143	1:17.354	92.33	0.938	10:12:09.209
7 -	<b>35.730</b>	40.686	<b>1:16.416 (1)</b>	<b>93.46</b>		<b>10:13:25.625</b>
8 -	35.932	41.710	1:17.642	91.99	1.226	10:14:43.267
9 -	36.046	40.673	1:16.719	93.09	0.303	10:15:59.986
10 -	36.658	<b>40.624</b>	1:17.282	92.42	0.866	10:17:17.268

P8	22 C	Del DOWDS	Yamaha - Sublime Designs Racing			
IDEAL LAP TIME : 1:16.522		BEST LAP TIME : 1:16.693	DIFFERENCE : 0.171			

LAP	SECTOR 1	SECTOR 2	LAP TIME	MPH	DIFF	TIME OF DAY
1 -	43.203	44.294	1:27.497	81.63	10.804	10:05:42.551
2 -	36.223	41.719	1:17.942	91.63	1.249	10:07:00.493
3 -	36.052	41.187	1:17.239 (3)	92.47	0.546	10:08:17.732
4 -	35.909	41.516	1:17.425	92.25	0.732	10:09:35.157
5 -	36.575	<b>40.930</b>	1:17.505	92.15	0.812	10:10:52.662
6 -	35.741	41.311	1:17.052 (2)	92.69	0.359	10:12:09.714
7 -	35.857	41.539	1:17.396	92.28	0.703	10:13:27.110
8 -	<b>35.592</b>	41.670	1:17.262	92.44	0.569	10:14:44.372
9 -	35.616	41.077	<b>1:16.693 (1)</b>	<b>93.13</b>		<b>10:16:01.065</b>
10 -	36.126	41.229	1:17.355	92.33	0.662	10:17:18.420

P9	53 C	Jason SIGGS	Yamaha - J Siggs Construction			
IDEAL LAP TIME : 1:16.809		BEST LAP TIME : 1:16.809	DIFFERENCE : 0.000			

LAP	SECTOR 1	SECTOR 2	LAP TIME	MPH	DIFF	TIME OF DAY
1 -	41.471	44.614	1:26.085	82.97	9.276	10:05:45.259
2 -	37.115	42.743	1:19.858	89.44	3.049	10:07:05.117
3 -	36.229	41.466	1:17.695 (3)	91.93	0.886	10:08:22.812

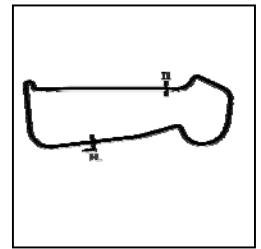
Weather / Track : Bright / Drying

Snetterton 200  
Circuit Length = 1.9840 miles  
Start: 10:03 Flag 10:17 End: 10:18

# BMCRC - MRO Championships 2018 - Rnd 8 @ Snetterton 200

Team Respro MRO 600 inc Clubman 600 & L&W Contractors Rookie 600

## QUALIFYING - SECTOR ANALYSIS



SECTOR 1 = FL to I1, SECTOR 2 = I1 to FL, DIFF = Difference To Personal Best Lap, P = Crossed Finish Line in Pit Lane, D = Time Disallowed

4 -	36.318	41.759	1:18.077	91.48	1.268	10:09:40.889
5 -	36.064	41.668	1:17.732	91.88	0.923	10:10:58.621
<b>6 -</b>	<b>35.932</b>	<b>40.877</b>	<b>1:16.809 (1)</b>	<b>92.99</b>		<b>10:12:15.430</b>
7 -	36.421	41.180	1:17.601 (2)	92.04	0.792	10:13:33.031
8 -	38.299	41.712	1:20.011	89.26	3.202	10:14:53.042
9 -	36.783	41.825	1:18.608	90.86	1.799	10:16:11.650
10 -	36.780	41.784	1:18.564	90.91	1.755	10:17:30.214

<b>P10 912 R</b>	<b>Michael WHITE</b>	Yamaha -
IDEAL LAP TIME : 1:16.891	BEST LAP TIME : 1:17.044	DIFFERENCE : 0.153

LAP	SECTOR 1	SECTOR 2	LAP TIME	MPH	DIFF	TIME OF DAY
1 -	41.751	45.548	1:27.299	81.81	10.255	10:05:45.350
2 -	37.887	43.150	1:21.037	88.13	3.993	10:07:06.387
3 -	37.020	41.538	1:18.558	90.92	1.514	10:08:24.945
4 -	36.382	42.105	1:18.487	91.00	1.443	10:09:43.432
5 -	36.066	<b>41.386</b>	1:17.452 (2)	92.21	0.408	10:11:00.884
6 -	35.804	41.703	1:17.507 (3)	92.15	0.463	10:12:18.391
7 -	36.260	43.315	1:19.575	89.75	2.531	10:13:37.966
8 -	37.782	42.000	1:19.782	89.52	2.738	10:14:57.748
<b>9 -</b>	<b>35.505</b>	41.539	<b>1:17.044 (1)</b>	<b>92.70</b>		<b>10:16:14.792</b>
10 -	36.196	41.535	1:17.731	91.88	0.687	10:17:32.523

<b>P11 39 R</b>	<b>Max MORGAN</b>	Kawasaki - MSS PERFORMANCE
IDEAL LAP TIME : 1:17.341	BEST LAP TIME : 1:17.341	DIFFERENCE : 0.000

LAP	SECTOR 1	SECTOR 2	LAP TIME	MPH	DIFF	TIME OF DAY
1 -	40.569	46.437	1:27.006	82.09	9.665	10:06:03.093
2 -	37.350	44.922	1:22.272	86.81	4.931	10:07:25.365
3 -	36.561	42.659	1:19.220	90.16	1.879	10:08:44.585
4 -	35.852	42.200	1:18.052 (3)	91.50	0.711	10:10:02.637
5 -	36.399	41.693	1:18.092	91.46	0.751	10:11:20.729
<b>6 -</b>	<b>35.780</b>	<b>41.561</b>	<b>1:17.341 (1)</b>	<b>92.35</b>		<b>10:12:38.070</b>
7 -	36.693	42.414	1:19.107	90.28	1.766	10:13:57.177
8 -	37.697	42.440	1:20.137	89.12	2.796	10:15:17.314
9 -	38.701	41.795	1:20.496	88.73	3.155	10:16:37.810
10 -	36.152	41.714	1:17.866 (2)	91.72	0.525	10:17:55.676

<b>P12 81 C</b>	<b>Liam DUFFETT</b>	Triumph -
IDEAL LAP TIME : 1:17.505	BEST LAP TIME : 1:17.538	DIFFERENCE : 0.033

LAP	SECTOR 1	SECTOR 2	LAP TIME	MPH	DIFF	TIME OF DAY
1 -	39.963	44.968	1:24.931	84.09	7.393	10:05:44.134
2 -	37.807	43.906	1:21.713	87.41	4.175	10:07:05.847
3 -	36.874	41.898	1:18.772	90.67	1.234	10:08:24.619
4 -	36.339	42.333	1:18.672	90.78	1.134	10:09:43.291
5 -	36.219	42.259	1:18.478	91.01	0.940	10:11:01.769
6 -	36.067	41.717	1:17.784 (2)	91.82	0.246	10:12:19.553
7 -	35.966	43.215	1:19.181	90.20	1.643	10:13:38.734
8 -	36.712	<b>41.715</b>	1:18.427 (3)	91.07	0.889	10:14:57.161
<b>9 -</b>	<b>35.790</b>	41.748	<b>1:17.538 (1)</b>	<b>92.11</b>		<b>10:16:14.699</b>
10 -	36.637	44.484	1:21.121	88.04	3.583	10:17:35.820

<b>P13 156 C</b>	<b>Michael STONE</b>	Kawasaki -
IDEAL LAP TIME : 1:18.601	BEST LAP TIME : 1:18.601	DIFFERENCE : 0.000

LAP	SECTOR 1	SECTOR 2	LAP TIME	MPH	DIFF	TIME OF DAY
1 -	44.626	48.295	1:32.921	76.86	14.320	10:05:52.711
2 -	39.056	44.703	1:23.759	85.27	5.158	10:07:16.470
3 -	37.715	43.010	1:20.725	88.47	2.124	10:08:37.195
4 -	36.930	43.686	1:20.616	88.59	2.015	10:09:57.811
5 -	37.019	41.873	1:18.892 (2)	90.53	0.291	10:11:16.703
<b>6 -</b>	<b>36.745</b>	<b>41.856</b>	<b>1:18.601 (1)</b>	<b>90.87</b>		<b>10:12:35.304</b>
7 -	37.128	45.145	1:22.273	86.81	3.672	10:13:57.577

Weather / Track : Bright / Drying

Snetterton 200

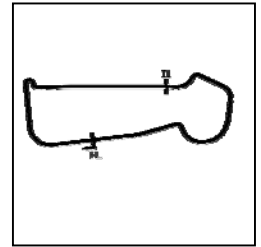
Circuit Length = 1.9840 miles

Start: 10:03 Flag 10:17 End: 10:18

# BMCRC - MRO Championships 2018 - Rnd 8 @ Snetterton 200

Team Respro MRO 600 inc Clubman 600 & L&W Contractors Rookie 600

## QUALIFYING - SECTOR ANALYSIS



SECTOR 1 = FL to I1, SECTOR 2 = I1 to FL, DIFF = Difference To Personal Best Lap, P = Crossed Finish Line in Pit Lane, D = Time Disallowed

8 -	38.171	43.107	1:21.278	87.87	2.677	10:15:18.855
9 -	38.108	42.707	1:20.815	88.38	2.214	10:16:39.670
10 -	37.582	42.805	1:20.387 (3)	88.85	1.786	10:18:00.057

<b>P14</b>	<b>21 R</b>	<b>Nick WHITCHER</b>	Yamaha -			
IDEAL LAP TIME : 1:18.407		BEST LAP TIME : 1:18.662	DIFFERENCE : 0.255			
LAP	SECTOR 1	SECTOR 2	LAP TIME	MPH	DIFF	TIME OF DAY
1 -	41.757	47.394	1:29.151	80.11	10.489	10:06:03.823
2 -	38.185	44.799	1:22.984	86.07	4.322	10:07:26.807
3 -	37.466	42.815	1:20.281	88.96	1.619	10:08:47.088
4 -	36.931	42.832	1:19.763	89.54	1.101	10:10:06.851
5 -	36.931	42.915	1:19.846	89.45	1.184	10:11:26.697
<b>6 -</b>	<b>36.514</b>	42.148	<b>1:18.662 (1)</b>	<b>90.80</b>		<b>10:12:45.359</b>
7 -	36.721	42.558	1:19.279 (3)	90.09	0.617	10:14:04.638
8 -	37.099	<b>41.893</b>	1:18.992 (2)	90.42	0.330	10:15:23.630
9 -	37.086	42.607	1:19.693	89.62	1.031	10:16:43.323
10 -	36.813	43.501	1:20.314	88.93	1.652	10:18:03.637

<b>P15</b>	<b>40</b>	<b>David SHELVEY</b>	Suzuki - ymark.com			
IDEAL LAP TIME : 1:18.673		BEST LAP TIME : 1:18.695	DIFFERENCE : 0.022			
LAP	SECTOR 1	SECTOR 2	LAP TIME	MPH	DIFF	TIME OF DAY
1 -	41.726	45.089	1:26.815	82.27	8.120	10:06:37.718
2 -	38.571	43.937	1:22.508	86.56	3.813	10:08:00.226
3 -	38.440	43.402	1:21.842	87.27	3.147	10:09:22.068
4 -	38.156	43.282	1:21.438	87.70	2.743	10:10:43.506
5 -	37.414	42.568	1:19.982	89.30	1.287	10:12:03.488
6 -	37.401	41.988	1:19.389 (3)	89.96	0.694	10:13:22.877
7 -	37.993	43.560	1:21.553	87.58	2.858	10:14:44.430
8 -	<b>36.894</b>	41.981	1:18.875 (2)	90.55	0.180	10:16:03.305
<b>9 -</b>	36.916	<b>41.779</b>	<b>1:18.695 (1)</b>	<b>90.76</b>		<b>10:17:22.000</b>

<b>P16</b>	<b>818 R</b>	<b>Alex BARKER</b>	Yamaha - Courtneys Vehicle Logistics & Barker Woodrow Archil			
IDEAL LAP TIME : 1:18.940		BEST LAP TIME : 1:18.940	DIFFERENCE : 0.000			
LAP	SECTOR 1	SECTOR 2	LAP TIME	MPH	DIFF	TIME OF DAY
1 -	42.418	48.611	1:31.029	78.46	12.089	10:06:11.324
2 -	39.072	46.339	1:25.411	83.62	6.471	10:07:36.735
3 -	38.104	44.815	1:22.919	86.13	3.979	10:08:59.654
4 -	37.329	43.560	1:20.889	88.30	1.949	10:10:20.543
5 -	36.854	43.170	1:20.024	89.25	1.084	10:11:40.567
6 -	36.785	43.587	1:20.372	88.86	1.432	10:13:00.939
7 -	37.158	43.578	1:20.736	88.46	1.796	10:14:21.675
8 -	36.818	42.705	1:19.523 (2)	89.81	0.583	10:15:41.198
9 -	36.671	43.000	1:19.671 (3)	89.65	0.731	10:17:00.869
<b>10 -</b>	<b>36.598</b>	<b>42.342</b>	<b>1:18.940 (1)</b>	<b>90.48</b>		<b>10:18:19.809</b>

<b>P17</b>	<b>194 R</b>	<b>Liam CRACKNELL</b>	Kawasaki -			
IDEAL LAP TIME : 1:19.043		BEST LAP TIME : 1:19.043	DIFFERENCE : 0.000			
LAP	SECTOR 1	SECTOR 2	LAP TIME	MPH	DIFF	TIME OF DAY
1 -	44.474	48.809	1:33.283	76.56	14.240	10:06:10.456
2 -	39.490	45.457	1:24.947	84.08	5.904	10:07:35.403
3 -	38.095	43.856	1:21.951	87.15	2.908	10:08:57.354
4 -	37.359	44.028	1:21.387	87.76	2.344	10:10:18.741
5 -	37.809	42.694	1:20.503	88.72	1.460	10:11:39.244
6 -	37.167	43.253	1:20.420	88.81	1.377	10:12:59.664
7 -	37.191	43.066	1:20.257	88.99	1.214	10:14:19.921
8 -	37.354	42.386	1:19.740 (3)	89.57	0.697	10:15:39.661
9 -	36.878	42.849	1:19.727 (2)	89.58	0.684	10:16:59.388
<b>10 -</b>	<b>36.751</b>	<b>42.292</b>	<b>1:19.043 (1)</b>	<b>90.36</b>		<b>10:18:18.431</b>

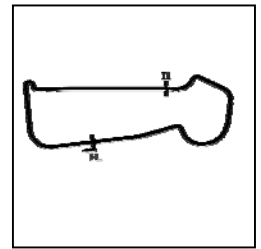
Weather / Track : Bright / Drying

Snetterton 200  
Circuit Length = 1.9840 miles  
Start: 10:03 Flag 10:17 End: 10:18

# BMCRC - MRO Championships 2018 - Rnd 8 @ Snetterton 200

Team Respro MRO 600 inc Clubman 600 & L&W Contractors Rookie 600

## QUALIFYING - SECTOR ANALYSIS



SECTOR 1 = FL to I1, SECTOR 2 = I1 to FL, DIFF = Difference To Personal Best Lap, P = Crossed Finish Line in Pit Lane, D = Time Disallowed

P18 188 R		Dawid KRAWIECKI		Yamaha - Code Blue LTD			
IDEAL LAP TIME : 1:18.966		BEST LAP TIME : 1:19.059		DIFFERENCE : 0.093			
LAP	SECTOR 1	SECTOR 2	LAP TIME	MPH	DIFF	TIME OF DAY	
1 -	40.894	46.783	1:27.677	81.46	8.618	10:06:04.349	
2 -	38.512	44.339	1:22.851	86.20	3.792	10:07:27.200	
3 -	38.751	42.377	1:21.128 (3)	88.04	2.069	10:08:48.328	
4 -	36.779	<b>42.280</b>	<b>1:19.059 (1)</b>	<b>90.34</b>		<b>10:10:07.387</b>	
5 -	36.990	43.412	1:20.402 (2)	88.83	1.343	10:11:27.789	
6 -	<b>36.686</b>	50.859	1:27.545	81.58	8.486	10:12:55.334	
7 -	37.315	1:12.007	1:49.322	65.33	30.263	10:14:44.656	
8 -	38.729	58.214	1:36.943	73.67	17.884	10:16:21.599	

P19 100 R		Craig HOWTON		Suzuki - Me			
IDEAL LAP TIME : 1:19.164		BEST LAP TIME : 1:19.164		DIFFERENCE : 0.000			
LAP	SECTOR 1	SECTOR 2	LAP TIME	MPH	DIFF	TIME OF DAY	
1 -	40.894	46.971	1:27.865	81.28	8.701	10:06:04.108	
2 -	38.619	44.242	1:22.861	86.19	3.697	10:07:26.969	
3 -	38.004	42.754	1:20.758	88.44	1.594	10:08:47.727	
4 -	37.416	42.654	1:20.070 (3)	89.20	0.906	10:10:07.797	
5 -	37.020	43.179	1:20.199	89.06	1.035	10:11:27.996	
6 -	<b>36.987</b>	<b>42.177</b>	<b>1:19.164 (1)</b>	<b>90.22</b>		<b>10:12:47.160</b>	
7 -	<b>36.987</b>	42.628	1:19.615 (2)	89.71	0.451	10:14:06.775	
8 -	37.985	42.688	1:20.673	88.53	1.509	10:15:27.448	
9 -	37.569	42.625	1:20.194	89.06	1.030	10:16:47.642	

P20 57		Theo RUTTER		Yamaha - Sublime Designs Racing/RRC			
IDEAL LAP TIME : 1:19.665		BEST LAP TIME : 1:19.906		DIFFERENCE : 0.241			
LAP	SECTOR 1	SECTOR 2	LAP TIME	MPH	DIFF	TIME OF DAY	
1 -	41.726	45.975	1:27.701	81.44	7.795	10:05:43.428	
2 -	37.916	44.435	1:22.351	86.73	2.445	10:07:05.779	
3 -	37.707	43.455	1:21.162	88.00	1.256	10:08:26.941	
4 -	37.547	44.023	1:21.570	87.56	1.664	10:09:48.511	
5 -	37.048	43.142	1:20.190 (3)	89.07	0.284	10:11:08.701	
6 -	37.124	<b>42.782</b>	<b>1:19.906 (1)</b>	<b>89.38</b>		<b>10:12:28.607</b>	
7 -	37.030	42.968	1:19.998 (2)	89.28	0.092	10:13:48.605	
8 -	37.700	43.251	1:20.951	88.23	1.045	10:15:09.556	
9 -	37.235	43.255	1:20.490	88.73	0.584	10:16:30.046	
10 -	<b>36.883</b>	43.630	1:20.513	88.71	0.607	10:17:50.559	

P21 2 R		Toby TRUNDLE		Triumph - Harris Motorcycles Ltd - Harlow Essex			
IDEAL LAP TIME : 1:19.786		BEST LAP TIME : 1:20.050		DIFFERENCE : 0.264			
LAP	SECTOR 1	SECTOR 2	LAP TIME	MPH	DIFF	TIME OF DAY	
1 -	43.501	49.608	1:33.109	76.71	13.059	10:06:12.764	
2 -	38.953	45.495	1:24.448	84.57	4.398	10:07:37.212	
3 -	38.061	44.532	1:22.593	86.47	2.543	10:08:59.805	
4 -	38.004	43.462	1:21.466	87.67	1.416	10:10:21.271	
5 -	37.100	43.309	1:20.409	88.82	0.359	10:11:41.680	
6 -	37.081	43.229	1:20.310 (3)	88.93	0.260	10:13:01.990	
7 -	37.352	43.225	1:20.577	88.64	0.527	10:14:22.567	
8 -	37.429	43.277	1:20.706	88.50	0.656	10:15:43.273	
9 -	<b>36.964</b>	43.086	<b>1:20.050 (1)</b>	<b>89.22</b>		<b>10:17:03.323</b>	
10 -	37.406	<b>42.822</b>	1:20.228 (2)	89.02	0.178	10:18:23.551	

P22 88 C		Michael STANLEY		Triumph -			
IDEAL LAP TIME : 1:20.117		BEST LAP TIME : 1:20.177		DIFFERENCE : 0.060			
LAP	SECTOR 1	SECTOR 2	LAP TIME	MPH	DIFF	TIME OF DAY	
1 -	42.564	45.368	1:27.932	81.22	7.755	10:05:47.509	
2 -	37.803	43.497	1:21.300	87.85	1.123	10:07:08.809	
3 -	<b>37.478</b>	42.699	<b>1:20.177 (1)</b>	<b>89.08</b>		<b>10:08:28.986</b>	

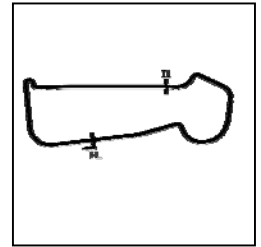
Weather / Track : Bright / Drying

Snetterton 200  
 Circuit Length = 1.9840 miles  
 Start: 10:03 Flag 10:17 End: 10:18

# BMCRC - MRO Championships 2018 - Rnd 8 @ Snetterton 200

Team Respro MRO 600 inc Clubman 600 & L&W Contractors Rookie 600

## QUALIFYING - SECTOR ANALYSIS



SECTOR 1 = FL to I1, SECTOR 2 = I1 to FL, DIFF = Difference To Personal Best Lap, P = Crossed Finish Line in Pit Lane, D = Time Disallowed

4 -	37.496	43.581	1:21.077	88.09	0.900	10:09:50.063
5 -	37.760	43.021	1:20.781	88.41	0.604	10:11:10.844
6 -	37.785	45.121	1:22.906	86.15	2.729	10:12:33.750
7 -	38.365	44.389	1:22.754	86.31	2.577	10:13:56.504
8 -	37.614	43.000	1:20.614 (3)	88.60	0.437	10:15:17.118
9 -	39.434	42.858	1:22.292	86.79	2.115	10:16:39.410
10 -	37.624	<b>42.639</b>	1:20.263 (2)	88.98	0.086	10:17:59.673

P23 118 C Jim COYLE			Triumph -			
IDEAL LAP TIME : 1:20.219		BEST LAP TIME : 1:20.395		DIFFERENCE : 0.176		
LAP	SECTOR 1	SECTOR 2	LAP TIME	MPH	DIFF	TIME OF DAY
1 -	41.912	44.238	1:26.150	82.90	5.755	10:05:45.684
2 -	38.287	43.514	1:21.801	87.31	1.406	10:07:07.485
3 -	37.885	<b>42.729</b>	1:20.614 (2)	88.60	0.219	10:08:28.099
4 -	37.810	43.744	1:21.554 (3)	87.58	1.159	10:09:49.653
5 -	<b>37.490</b>	42.905	<b>1:20.395 (1)</b>	<b>88.84</b>		<b>10:11:10.048</b>
6 -	38.228	45.082	1:23.310	85.73	2.915	10:12:33.358
7 -	38.280	44.645	1:22.925	86.13	2.530	10:13:56.283
8 -	38.891	43.277	1:22.168	86.92	1.773	10:15:18.451
9 -	38.604	43.970	1:22.574	86.49	2.179	10:16:41.025
10 -	38.411	43.921	1:22.332	86.75	1.937	10:18:03.357

P24 42 R Michael ATTWOOD			Yamaha - Moremoto			
IDEAL LAP TIME : 1:20.569		BEST LAP TIME : 1:20.597		DIFFERENCE : 0.028		
LAP	SECTOR 1	SECTOR 2	LAP TIME	MPH	DIFF	TIME OF DAY
1 -	42.221	47.078	1:29.299	79.98	8.702	10:06:08.634
2 -	39.363	45.611	1:24.974	84.05	4.377	10:07:33.608
3 -	38.340	44.428	1:22.768	86.29	2.171	10:08:56.376
4 -	37.784	44.353	1:22.137	86.95	1.540	10:10:18.513
5 -	37.523	43.610	1:21.133	88.03	0.536	10:11:39.646
6 -	37.750	44.486	1:22.236	86.85	1.639	10:13:01.882
7 -	37.792	44.069	1:21.861	87.25	1.264	10:14:23.743
8 -	<b>37.324</b>	43.802	1:21.126 (3)	88.04	0.529	10:15:44.869
9 -	37.352	<b>43.245</b>	<b>1:20.597 (1)</b>	<b>88.62</b>		<b>10:17:05.466</b>
10 -	37.490	43.350	1:20.840 (2)	88.35	0.243	10:18:26.306

P25 18 R Jamie THOMAS			Suzuki - Team RubyRacing			
IDEAL LAP TIME : 1:20.332		BEST LAP TIME : 1:20.709		DIFFERENCE : 0.377		
LAP	SECTOR 1	SECTOR 2	LAP TIME	MPH	DIFF	TIME OF DAY
1 -	43.639	48.102	1:31.741	77.85	11.032	10:06:12.238
2 -	39.159	46.413	1:25.572	83.46	4.863	10:07:37.810
3 -	38.195	44.288	1:22.483	86.59	1.774	10:09:00.293
4 -	38.059	43.711	1:21.770	87.34	1.061	10:10:22.063
5 -	<b>37.644</b>	43.318	1:20.962 (2)	88.22	0.253	10:11:43.025
6 -	37.906	43.096	1:21.002 (3)	88.17	0.293	10:13:04.027
7 -	38.111	45.132	1:23.243	85.80	2.534	10:14:27.270
8 -	38.021	<b>42.688</b>	<b>1:20.709 (1)</b>	<b>88.49</b>		<b>10:15:47.979</b>
9 -	38.255	42.951	1:21.206	87.95	0.497	10:17:09.185
10 -	37.750	43.623	1:21.373	87.77	0.664	10:18:30.558

P26 107 R Michael WHEELDON			Triumph -			
IDEAL LAP TIME : 1:21.436		BEST LAP TIME : 1:22.056		DIFFERENCE : 0.620		
LAP	SECTOR 1	SECTOR 2	LAP TIME	MPH	DIFF	TIME OF DAY
1 -	44.249	48.832	1:33.081	76.73	11.025	10:06:11.662
2 -	38.920	52.189	1:31.109	78.39	9.053	10:07:42.771
3 -	39.184	44.291	1:23.475	85.56	1.419	10:09:06.246
4 -	38.811	43.760	1:22.571	86.50	0.515	10:10:28.817
5 -	38.193	43.863	<b>1:22.056 (1)</b>	<b>87.04</b>		<b>10:11:50.873</b>
6 -	38.669	43.930	1:22.599	86.47	0.543	10:13:13.472
7 -	<b>37.877</b>	44.210	1:22.087 (2)	87.01	0.031	10:14:35.559

Weather / Track : Bright / Drying

Snetterton 200

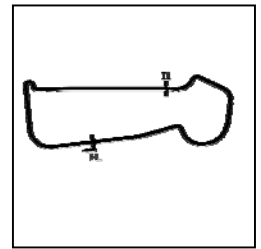
Circuit Length = 1.9840 miles

Start: 10:03 Flag 10:17 End: 10:18

# BMCRC - MRO Championships 2018 - Rnd 8 @ Snetterton 200

Team Respro MRO 600 inc Clubman 600 & L&W Contractors Rookie 600

## QUALIFYING - SECTOR ANALYSIS



SECTOR 1 = FL to I1, SECTOR 2 = I1 to FL, DIFF = Difference To Personal Best Lap, P = Crossed Finish Line in Pit Lane, D = Time Disallowed

8 -	38.108	44.160	1:22.268 (3)	86.82	0.212	10:15:57.827
9 -	38.999	<b>43.559</b>	1:22.558	86.51	0.502	10:17:20.385

<b>P27</b>	<b>83</b>	<b>600</b>	<b>Pete CUNNINGHAM</b>	Triumph -		
IDEAL LAP TIME : 1:22.574		BEST LAP TIME : 1:22.730		DIFFERENCE : 0.156		
LAP	SECTOR 1	SECTOR 2	LAP TIME	MPH	DIFF	TIME OF DAY
1 -	43.206	47.354	1:30.560	78.87	7.830	10:06:13.492
2 -	39.041	47.342	1:26.383	82.68	3.653	10:07:39.875
3 -	38.492	45.167	1:23.659 (3)	85.37	0.929	10:09:03.534
4 -	38.453	<b>44.663</b>	1:23.116 (2)	85.93	0.386	10:10:26.650
5 -	38.001	44.729	<b>1:22.730 (1)</b>	<b>86.33</b>		<b>10:11:49.380</b>

<b>P28</b>	<b>8</b>	<b>R</b>	<b>Dave SAUNDERS</b>	Honda -		
IDEAL LAP TIME : 1:23.015		BEST LAP TIME : 1:23.205		DIFFERENCE : 0.190		
LAP	SECTOR 1	SECTOR 2	LAP TIME	MPH	DIFF	TIME OF DAY
1 -	44.904	49.247	1:34.151	75.86	10.946	10:06:20.026
2 -	40.304	45.963	1:26.267	82.79	3.062	10:07:46.293
3 -	39.445	44.637	1:24.082	84.94	0.877	10:09:10.375
4 -	38.997	44.363	1:23.360 (3)	85.68	0.155	10:10:33.735
5 -	38.762	44.984	1:23.746	85.28	0.541	10:11:57.481
6 -	38.763	44.488	1:23.251 (2)	85.79	0.046	10:13:20.732
7 -	38.867	44.755	1:23.622	85.41	0.417	10:14:44.354
8 -	<b>38.689</b>	44.516	<b>1:23.205 (1)</b>	<b>85.84</b>		<b>10:16:07.559</b>
9 -	39.065	<b>44.326</b>	1:23.391	85.65	0.186	10:17:30.950

<b>P29</b>	<b>184</b>	<b>R</b>	<b>Phillip MCMANAMON</b>	Honda -		
IDEAL LAP TIME : 1:28.921		BEST LAP TIME : 1:28.921		DIFFERENCE : 0.000		
LAP	SECTOR 1	SECTOR 2	LAP TIME	MPH	DIFF	TIME OF DAY
1 -	47.193	53.756	1:40.949	70.75	12.028	10:06:22.576
2 -	43.019	51.800	1:34.819	75.32	5.898	10:07:57.395
3 -	44.322	50.741	1:35.063	75.13	6.142	10:09:32.458
4 -	42.683	49.098	1:31.781	77.82	2.860	10:11:04.239
5 -	42.049	48.110	1:30.159	79.22	1.238	10:12:34.398
6 -	41.490	48.771	1:30.261	79.13	1.340	10:14:04.659
7 -	41.888	47.803	1:29.691 (3)	79.63	0.770	10:15:34.350
8 -	<b>41.207</b>	<b>47.714</b>	<b>1:28.921 (1)</b>	<b>80.32</b>		<b>10:17:03.271</b>
9 -	41.324	48.162	1:29.486 (2)	79.81	0.565	10:18:32.757

<b>P30</b>	<b>333</b>	<b>R</b>	<b>Robert PRICE</b>	Suzuki -		
IDEAL LAP TIME : 1:28.360		BEST LAP TIME : 1:29.296		DIFFERENCE : 0.936		
LAP	SECTOR 1	SECTOR 2	LAP TIME	MPH	DIFF	TIME OF DAY
1 -	48.455	54.388	1:42.843	69.45	13.547	10:06:06.278
2 -	42.123	51.410	1:33.533	76.36	4.237	10:07:39.811
3 -	41.603	50.583	1:32.186	77.47	2.890	10:09:11.997
4 -	41.795	49.472	1:31.267	78.25	1.971	10:10:43.264
5 -	<b>40.979</b>	48.780	1:29.759 (3)	79.57	0.463	10:12:13.023
6 -	40.989	48.474	1:29.463 (2)	79.83	0.167	10:13:42.486
7 -	43.490	49.762	1:33.252	76.59	3.956	10:15:15.738
8 -	41.279	49.150	1:30.429	78.98	1.133	10:16:46.167
9 -	41.915	<b>47.381</b>	<b>1:29.296 (1)</b>	<b>79.98</b>		<b>10:18:15.463</b>

<b>P31</b>	<b>75</b>	<b>R</b>	<b>James HOARE</b>	Triumph - TCUK		
IDEAL LAP TIME : 1:29.170		BEST LAP TIME : 1:29.493		DIFFERENCE : 0.323		
LAP	SECTOR 1	SECTOR 2	LAP TIME	MPH	DIFF	TIME OF DAY
1 -	48.805	52.270	1:41.075	70.66	11.582	10:06:23.904
2 -	43.540	50.823	1:34.363 (3)	75.69	4.870	10:07:58.267
3 -	42.887	1:17.543	2:00.430	59.30	30.937	10:09:58.697
4 -	41.982	<b>47.913</b>	1:29.895 (2)	79.45	0.402	10:11:28.592
5 -	<b>41.257</b>	48.236	<b>1:29.493 (1)</b>	<b>79.81</b>		<b>10:12:58.085</b>

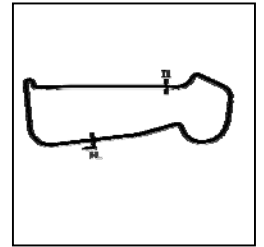
Weather / Track : Bright / Drying

Snetterton 200  
Circuit Length = 1.9840 miles  
Start: 10:03 Flag 10:17 End: 10:18

# BMCRC - MRO Championships 2018 - Rnd 8 @ Snetterton 200

Team Respro MRO 600 inc Clubman 600 & L&W Contractors Rookie 600

## QUALIFYING - SECTOR ANALYSIS



SECTOR 1 = FL to I1, SECTOR 2 = I1 to FL, DIFF = Difference To Personal Best Lap, P = Crossed Finish Line in Pit Lane, D = Time Disallowed

P32 891 R		Steve BARKHAM		Kawasaki - EWG racing			
IDEAL LAP TIME : 1:27.511		BEST LAP TIME : 1:29.574		DIFFERENCE : 2.063			
LAP	SECTOR 1	SECTOR 2	LAP TIME	MPH	DIFF	TIME OF DAY	
1 -	44.692	49.701	1:34.393 (2)	75.66	4.819	10:05:56.592	
2 -	42.367	<b>47.207</b>	<b>1:29.574 (1)</b>	<b>79.73</b>		<b>10:07:26.166</b>	

# BMCRC - MRO Championships 2018 - Rnd 8 @ Snetterton 200

Team Respro MRO 600 inc Clubman 600 & L&W Contractors Rookie 600

## QUALIFYING - BEST SECTORS

SECTOR 1			SECTOR 2			IDEAL / BEST COMPARISON						
POS	NO	NAME	TIME	NO	NAME	TIME	POS	NO	NAME	IDEAL	BEST	DIFF
									<b>PERFECT LAP</b>	<b>1:13.727</b>		
1	16	HOPKINS	<b>34.332</b>	16	HOPKINS	<b>39.395</b>	1	16	HOPKINS	1:13.727	1:14.061	0.334
2	84	WOTTON	<b>34.620</b>	56	MILLS	<b>40.098</b>	2	84	WOTTON	1:14.850	1:15.171	0.321
3	56	MILLS	<b>34.851</b>	46	ROWLINGS	<b>40.184</b>	3	56	MILLS	1:14.949	1:15.233	0.284
4	46	ROWLINGS	<b>34.909</b>	84	WOTTON	<b>40.230</b>	4	46	ROWLINGS	1:15.093	1:15.183	0.090
5	82	SMITH	<b>35.280</b>	82	SMITH	<b>40.253</b>	5	82	SMITH	1:15.533	1:15.649	0.116
6	17	BAKER	<b>35.421</b>	17	BAKER	<b>40.587</b>	6	17	BAKER	1:16.008	1:16.008	0.000
7	912	WHITE	<b>35.505</b>	60	YOUNGE	<b>40.624</b>	7	60	YOUNGE	1:16.354	1:16.416	0.062
8	22	DOWDS	<b>35.592</b>	53	SIGGS	<b>40.877</b>	8	22	DOWDS	1:16.522	1:16.693	0.171
9	60	YOUNGE	<b>35.730</b>	22	DOWDS	<b>40.930</b>	9	53	SIGGS	1:16.809	1:16.809	0.000
10	39	MORGAN	<b>35.780</b>	912	WHITE	<b>41.386</b>	10	912	WHITE	1:16.891	1:17.044	0.153
11	81	DUFFETT	<b>35.790</b>	39	MORGAN	<b>41.561</b>	11	39	MORGAN	1:17.341	1:17.341	0.000
12	53	SIGGS	<b>35.932</b>	81	DUFFETT	<b>41.715</b>	12	81	DUFFETT	1:17.505	1:17.538	0.033
13	21	WHITCHER	<b>36.514</b>	40	SHELVEY	<b>41.779</b>	13	21	WHITCHER	1:18.407	1:18.662	0.255
14	818	BARKER	<b>36.598</b>	156	STONE	<b>41.856</b>	14	156	STONE	1:18.601	1:18.601	0.000
15	188	KRAWIECKI	<b>36.686</b>	21	WHITCHER	<b>41.893</b>	15	40	SHELVEY	1:18.673	1:18.695	0.022
16	156	STONE	<b>36.745</b>	100	HOWTON	<b>42.177</b>	16	818	BARKER	1:18.940	1:18.940	0.000
17	194	CRACKNELL	<b>36.751</b>	188	KRAWIECKI	<b>42.280</b>	17	188	KRAWIECKI	1:18.966	1:19.059	0.093
18	57	RUTTER	<b>36.883</b>	194	CRACKNELL	<b>42.292</b>	18	194	CRACKNELL	1:19.043	1:19.043	0.000
19	40	SHELVEY	<b>36.894</b>	818	BARKER	<b>42.342</b>	19	100	HOWTON	1:19.164	1:19.164	0.000
20	2	TRUNDLE	<b>36.964</b>	88	STANLEY	<b>42.639</b>	20	57	RUTTER	1:19.665	1:19.906	0.241
21	100	HOWTON	<b>36.987</b>	18	THOMAS	<b>42.688</b>	21	2	TRUNDLE	1:19.786	1:20.050	0.264
22	42	ATTWOOD	<b>37.324</b>	118	COYLE	<b>42.729</b>	22	88	STANLEY	1:20.117	1:20.177	0.060
23	88	STANLEY	<b>37.478</b>	57	RUTTER	<b>42.782</b>	23	118	COYLE	1:20.219	1:20.395	0.176
24	118	COYLE	<b>37.490</b>	2	TRUNDLE	<b>42.822</b>	24	18	THOMAS	1:20.332	1:20.709	0.377
25	18	THOMAS	<b>37.644</b>	42	ATTWOOD	<b>43.245</b>	25	42	ATTWOOD	1:20.569	1:20.597	0.028
26	107	WHEELDON	<b>37.877</b>	107	WHEELDON	<b>43.559</b>	26	107	WHEELDON	1:21.436	1:22.056	0.620
27	83	CUNNINGHAM	<b>37.911</b>	8	SAUNDERS	<b>44.326</b>	27	83	CUNNINGHAM	1:22.574	1:22.730	0.156
28	8	SAUNDERS	<b>38.689</b>	83	CUNNINGHAM	<b>44.663</b>	28	8	SAUNDERS	1:23.015	1:23.205	0.190
29	891	BARKHAM	<b>40.304</b>	891	BARKHAM	<b>47.207</b>	29	891	BARKHAM	1:27.511	1:29.574	2.063
30	333	PRICE	<b>40.979</b>	333	PRICE	<b>47.381</b>	30	333	PRICE	1:28.360	1:29.296	0.936
31	184	MCMANAMON	<b>41.207</b>	184	MCMANAMON	<b>47.714</b>	31	184	MCMANAMON	1:28.921	1:28.921	0.000
32	75	HOARE	<b>41.257</b>	75	HOARE	<b>47.913</b>	32	75	HOARE	1:29.170	1:29.493	0.323

Weather / Track : Bright / Drying

Results can be found at [www.tsl-timing.com](http://www.tsl-timing.com)

Snetterton 200

Circuit Length = 1.9840 miles

Start: 10:03 Flag 10:17 End: 10:18

Printed - 10:20 Saturday, 25 August 2018

**BMCRC - MRO Championships 2018 - Rnd 8 @ Snetterton 200**

**Team Respro MRO 600 inc Clubman 600 & L&W Contractors Rookie 600**

**RACE 3 - GRID (8 Laps)**

ROW 12	1		1		34	105 Benjamin STONARD	
ROW 11		33	69 Robert WINDEATT	32	891 Steve BARKHAM	31 75 James HOARE	
ROW 10		30	333 Robert PRICE	29	184 Phillip MCMANAMON	28 8 Dave SAUNDERS	
ROW 9			27	83 Pete CUNNINGHAM	26	107 Michael WHEELDON	25 18 Jamie THOMAS
ROW 8		24	42 Michael ATTWOOD	23	118 Jim COYLE	22 88 Michael STANLEY	
ROW 7			21	2 Toby TRUNDLE	20	57 Theo RUTTER	19 100 Craig HOWTON
ROW 6		18	188 Dawid KRAWIECKI	17	194 Liam CRACKNELL	16 818 Alex BARKER	
ROW 5			15	40 David SHELVEY	14	21 Nick WHITCHER	13 156 Michael STONE
ROW 4		12	81 Liam DUFFETT	11	39 Max MORGAN	10 912 Michael WHITE	
ROW 3			9	53 Jason SIGGS	8	22 Del DOWDS	7 60 Jack YOUNGE
ROW 2		6	17 Philip BAKER	5	82 Andrew SMITH	4 56 Michael MILLS	
ROW 1			3	46 Harry ROWLINGS	2	84 Ben WOTTON	1 16 Luke HOPKINS

**Pole**

Snetterton 200  
Circuit Length = 1.9840 miles

These results are provisional until the conclusion of any judicial and technical matters.

Clerk Of Course :	Timekeeper :
-------------------	--------------

Results can be found at [www.tsl-timing.com](http://www.tsl-timing.com)

Printed - 10:22 Saturday, 25 August 2018



# BMCRC - MRO Championships 2018 - Rnd 8 @ Snetterton 200

## Team Respro MRO 600 inc Clubman 600 & L&W Contractors Rookie 600

### RACE 3 - CLASSIFICATION

POS	NO	CL	PIC NAME	ENTRY	LAPS	TIME	GAP	DIFF	MPH	BEST	ON
1	16		1 Luke HOPKINS	Yamaha - Hopkins Racing	8	9:58.219			95.51	1:13.716	7
2	84	C	1 Ben WOTTON	Triumph - JJR Triumph/ RJS Services	8	10:01.134	2.915	2.915	95.05	1:14.141	6
3	46		2 Harry ROWLINGS	Triumph - Bernard Elliott racing / Steve Jordan moto	8	10:08.560	10.341	7.426	93.89	1:14.676	4
4	17	C	2 Philip BAKER	Triumph - Ashford accident repair centre	8	10:11.037	12.818	2.477	93.51	1:15.134	3
5	82	C	3 Andrew SMITH	Kawasaki - 5 Club Racing	8	10:11.212	12.993	0.175	93.48	1:15.038	6
6	60	C	4 Jack YOUNGE	Yamaha - Chase Timber Products	8	10:13.609	15.390	2.397	93.12	1:15.413	8
7	22	C	5 Del DOWDS	Yamaha - Sublime Designs Racing	8	10:16.589	18.370	2.980	92.67	1:15.631	7
8	39	R	1 Max MORGAN	Kawasaki - MSS PERFORMANCE	8	10:17.343	19.124	0.754	92.55	1:14.626	6
9	53	C	6 Jason SIGGS	Yamaha - J Siggs Construction	8	10:17.385	19.166	0.042	92.55	1:15.820	4
10	912	R	2 Michael WHITE	Yamaha -	8	10:22.618	24.399	5.233	91.77	1:16.760	6
11	81	C	7 Liam DUFFETT	Triumph -	8	10:25.650	27.431	3.032	91.32	1:16.975	2
12	156	C	8 Michael STONE	Kawasaki -	8	10:28.699	30.480	3.049	90.88	1:16.706	7
13	818	R	3 Alex BARKER	Yamaha - Courtneys Vehicle Logistics & Barker Wo	8	10:34.422	36.203	5.723	90.06	1:17.711	8
14	40		3 David SHELVEY	Suzuki - ymark.com	8	10:34.868	36.649	0.446	90.00	1:17.952	4
15	194	R	4 Liam CRACKNELL	Kawasaki -	8	10:39.934	41.715	5.066	89.29	1:18.395	5
16	100	R	5 Craig HOWTON	Suzuki - Me	8	10:40.089	41.870	0.155	89.26	1:18.572	8
17	2	R	6 Toby TRUNDLE	Triumph - Harris Motorcycles Ltd - Harlow Essex	8	10:45.040	46.821	4.951	88.58	1:18.457	3
18	21	R	7 Nick WHITCHER	Yamaha -	8	10:49.573	51.354	4.533	87.96	1:18.493	8
19	118	C	9 Jim COYLE	Triumph -	8	10:51.225	53.006	1.652	87.74	1:19.129	2
20	57	C	10 Theo RUTTER	Yamaha - Sublime Designs Racing/RRC	8	10:51.398	53.179	0.173	87.71	1:19.470	8
21	88	C	11 Michael STANLEY	Triumph -	8	10:51.762	53.543	0.364	87.67	1:19.384	4
22	18	R	8 Jamie THOMAS	Suzuki - Team RubyRacing	8	10:55.731	57.512	3.969	87.13	1:19.709	6
23	83	R	9 Pete CUNNINGHAM	Triumph -	8	11:00.167	1:01.948	4.436	86.55	1:20.080	6
24	107	R	10 Michael WHEELDON	Triumph -	8	11:00.414	1:02.195	0.247	86.52	1:20.667	8
25	188	R	11 Dawid KRAWIECKI	Yamaha - Code Blue LTD	8	11:04.920	1:06.701	4.506	85.93	1:19.948	2
26	8	R	12 Dave SAUNDERS	Honda -	8	11:06.586	1:08.367	1.666	85.72	1:21.449	3
27	184	R	13 Phillip MCMANAMON	Honda -	8	11:19.176	1:20.957	12.590	84.13	1:22.614	7
28	333	R	14 Robert PRICE	Suzuki -	7	9:58.296	1 Lap	1 Lap	83.56	1:23.340	6

#### NOT CLASSIFIED

DNF	75	R	James HOARE	Triumph - TCUK	4	6:11.253	4 Laps	3 Laps	76.95	1:27.996	2
DNF	42	R	Michael ATTWOOD	Yamaha - Moremoto	3	4:12.655	5 Laps	1 Lap	84.80	1:19.839	2
DNF	891	R	Steve BARKHAM	Kawasaki - EWG racing	0						

#### FASTEST LAP

16			Luke HOPKINS	Yamaha - Hopkins Racing	7	1:13.716	96.89 mph	155.93 kph
84	C		Ben WOTTON	Triumph - JJR Triumph/ RJS Services	6	1:14.141	96.33 mph	155.03 kph
39	R		Max MORGAN	Kawasaki - MSS PERFORMANCE	6	1:14.626	95.71 mph	154.03 kph

Class - 92.5% of Race Speed = 88.34 mph  
 Class C - 92.5% of Race Speed = 87.92 mph  
 Class R - 92.5% of Race Speed = 85.60 mph

Snetterton 200  
 Circuit Length = 1.9840 miles  
 Start: 12:21 Flag 12:31 End: 12:33

Weather / Track : Bright / Dry

These results are provisional until the conclusion of any judicial and technical matters.

Clerk Of Course :	Timekeeper :
-------------------	--------------

Results can be found at [www.tsl-timing.com](http://www.tsl-timing.com)

Printed - 12:36 Saturday, 25 August 2018



# BMCRC - MRO Championships 2018 - Rnd 8 @ Snetterton 200

## Team Respro MRO 600 inc Clubman 600 & L&W Contractors Rookie 600

### RACE 3 - LAP CHART

LAP 1 @ 12:23:13.978			75	33.921	1:27.996	184	44.291	1:23.969	LAP 7 @ 12:30:38.116		
NO	BEHIND	LAP TIME	LAP 3 @ 12:25:42.486			LAP 5 @ 12:28:10.551			NO	BEHIND	LAP TIME
46		1:20.151	NO	BEHIND	LAP TIME	NO	BEHIND	LAP TIME	16		1:13.716
16	0.050	1:20.201	16		1:14.218	16		1:14.049	84	1.723	1:14.398
84	0.110	1:20.261	84	0.116	1:14.190	84	0.749	1:14.405	46	7.202	1:15.404
17	0.718	1:20.869	46	1.612	1:14.827	46	3.348	1:15.125	17	11.059	1:16.083
82	1.525	1:21.676	17	2.726	1:15.134	82	6.467	1:16.416	82	11.757	1:15.190
60	1.899	1:22.050	82	5.116	1:15.984	46	9.094	1:16.224	60	13.907	1:15.717
53	2.539	1:22.690	60	5.374	1:16.056	17	9.214	1:15.911	53	15.783	1:17.004
81	3.169	1:23.320	53	6.475	1:16.394	82	10.202	1:15.972	22	16.190	1:15.631
22	3.440	1:23.591	22	7.636	1:15.927	53	11.785	1:16.247	39	16.297	1:15.169
912	3.668	1:23.819	81	8.729	1:17.093	22	14.067	1:15.811	912	21.296	1:16.788
818	5.154	1:25.305	912	9.088	1:17.011	39	15.205	1:17.412	81	22.775	1:17.545
156	5.395	1:25.546	39	10.955	1:15.396	912	15.313	1:17.385	156	27.092	1:16.706
40	5.828	1:25.979	156	14.550	1:18.461	156	20.941	1:16.903	818	32.422	1:18.324
39	7.261	1:27.412	818	14.729	1:19.112	818	23.066	1:18.115	40	32.561	1:18.366
100	7.297	1:27.448	40	15.306	1:19.670	40	23.376	1:18.183	194	36.262	1:19.261
2	7.730	1:27.881	2	16.568	1:18.457	194	25.965	1:18.395	100	37.228	1:18.589
194	8.523	1:28.674	194	17.162	1:18.448	100	27.007	1:18.900	2	40.724	1:20.298
118	9.022	1:29.173	100	17.504	1:19.431	2	27.904	1:20.308	118	46.625	1:20.790
188	9.116	1:29.267	118	20.296	1:20.653	118	33.651	1:21.079	21	46.791	1:19.187
88	9.612	1:29.763	188	21.909	1:21.353	88	34.205	1:20.916	88	46.964	1:20.362
57	9.976	1:30.127	88	21.970	1:21.049	57	35.217	1:19.660	57	47.639	1:20.055
42	10.314	1:30.465	57	23.697	1:20.820	21	36.146	1:18.815	18	50.614	1:20.759
18	11.014	1:31.165	42	23.996	1:22.351	18	37.711	1:20.487	83	55.165	1:21.391
107	11.328	1:31.479	18	24.613	1:21.141	107	40.900	1:21.704	107	55.458	1:20.830
8	12.157	1:32.308	21	25.955	1:20.511	83	41.259	1:21.790	188	57.602	1:22.093
83	12.315	1:32.466	107	26.102	1:21.628	188	42.402	1:27.263	8	1:00.700	1:21.973
21	12.990	1:33.141	83	26.488	1:21.533	8	44.303	1:22.315	184	1:11.533	1:22.614
333	14.616	1:34.767	8	27.595	1:21.449	333	53.659	1:23.417			
184	15.444	1:35.595	333	33.592	1:24.043	184	54.659	1:25.194			
75	20.215	1:40.366	184	34.338	1:23.958						
			75	54.103	1:34.400						

LAP 2 @ 12:24:28.268			LAP 4 @ 12:26:56.502			LAP 6 @ 12:29:24.400			LAP 8 @ 12:31:52.046		
NO	BEHIND	LAP TIME	NO	BEHIND	LAP TIME	NO	BEHIND	LAP TIME	NO	BEHIND	LAP TIME
16		1:14.240	16		1:14.016	16		1:13.849	16		1:13.930
84	0.144	1:14.324	84	0.393	1:14.293	84	1.041	1:14.141	333	1 Lap	1:23.573
46	1.003	1:15.293	46	2.272	1:14.676	46	5.514	1:16.015	84	2.915	1:15.122
17	1.810	1:15.382	17	4.100	1:15.390	17	8.692	1:16.074	46	10.341	1:17.069
82	3.350	1:16.115	82	6.919	1:15.819	82	10.283	1:15.038	17	12.818	1:15.689
60	3.536	1:15.927	60	7.352	1:15.994	60	11.906	1:16.541	82	12.993	1:15.166
53	4.299	1:16.050	53	8.279	1:15.820	53	12.495	1:16.142	60	15.390	1:15.413
81	5.854	1:16.975	22	9.587	1:15.967	22	14.275	1:16.339	22	18.370	1:16.110
22	5.927	1:16.777	81	11.842	1:17.129	39	14.844	1:14.626	39	19.124	1:16.757
912	6.295	1:16.917	912	11.977	1:16.905	912	18.224	1:16.760	53	19.166	1:17.313
39	9.777	1:16.806	39	12.305	1:15.366	81	18.946	1:17.590	912	24.399	1:17.033
818	9.835	1:18.971	156	18.087	1:17.553	156	24.102	1:17.010	81	27.431	1:18.586
40	9.854	1:18.316	818	19.000	1:18.287	818	27.814	1:18.597	156	30.480	1:17.318
156	10.307	1:19.202	40	19.242	1:17.952	40	27.911	1:18.384	818	36.203	1:17.711
100	12.291	1:19.284	194	21.619	1:18.473	194	30.717	1:18.601	40	36.649	1:18.018
2	12.329	1:18.889	2	21.645	1:19.093	100	32.355	1:19.197	194	41.715	1:19.383
194	12.932	1:18.699	100	22.156	1:18.668	2	34.142	1:20.087	100	41.870	1:18.572
118	13.861	1:19.129	118	26.621	1:20.341	118	39.551	1:19.749	2	46.821	1:20.027
188	14.774	1:19.948	88	27.338	1:19.384	88	40.318	1:19.962	21	51.354	1:18.493
88	15.139	1:19.817	188	29.188	1:21.295	57	41.300	1:19.932	118	53.006	1:20.311
42	15.863	1:19.839	57	29.606	1:19.925	21	41.320	1:19.023	57	53.179	1:19.470
57	17.095	1:21.409	18	31.273	1:20.676	18	43.571	1:19.709	88	53.543	1:20.509
18	17.690	1:20.966	21	31.380	1:19.441	83	47.490	1:20.080	18	57.512	1:20.828
107	18.692	1:21.654	107	33.245	1:21.159	107	48.344	1:21.293	83	1:01.948	1:20.713
83	19.173	1:21.148	83	33.518	1:21.046	188	49.225	1:20.672	107	1:02.195	1:20.667
21	19.662	1:20.962	8	36.037	1:22.458	8	52.443	1:21.989	188	1:06.701	1:23.029
8	20.364	1:22.497	333	43.514	1:23.938	184	1:02.635	1:22.825	8	1:08.367	1:21.597
333	23.767	1:23.441				333	1:04.150	1:23.340	184	1:20.957	1:23.354
184	24.598	1:23.444									

Weather / Track : Bright / Dry

Results can be found at [www.tsl-timing.com](http://www.tsl-timing.com)

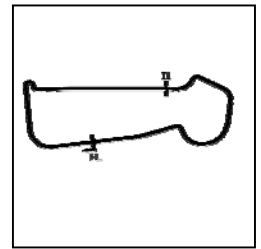
Snetterton 200  
Circuit Length = 1.9840 miles  
Start: 12:21 Flag 12:31 End: 12:33

Printed - 12:37 Saturday, 25 August 2018

# BMCRC - MRO Championships 2018 - Rnd 8 @ Snetterton 200

Team Respro MRO 600 inc Clubman 600 & L&W Contractors Rookie 600

## RACE 3 - SECTOR ANALYSIS



SECTOR 1 = FL to I1, SECTOR 2 = I1 to FL, DIFF = Difference To Personal Best Lap, P = Crossed Finish Line in Pit Lane, D = Time Disallowed

P1 16		Luke HOPKINS		Yamaha - Hopkins Racing			
IDEAL LAP TIME : 1:13.591		BEST LAP TIME : 1:13.716		DIFFERENCE : 0.125			
LAP	SECTOR 1	SECTOR 2	LAP TIME	MPH	DIFF	TIME OF DAY	
1 -		40.688	1:20.201	89.05	6.485	12:23:14.028	
2 -	34.733	39.507	1:14.240	96.20	0.524	12:24:28.268	
3 -	34.484	39.734	1:14.218	96.23	0.502	12:25:42.486	
4 -	34.682	39.334	1:14.016	96.49	0.300	12:26:56.502	
5 -	<b>34.464</b>	39.585	1:14.049	96.45	0.333	12:28:10.551	
6 -	34.572	39.277	1:13.849 (2)	96.71	0.133	12:29:24.400	
7 -	34.589	<b>39.127</b>	<b>1:13.716 (1)</b>	<b>96.89</b>		<b>12:30:38.116</b>	
8 -	34.500	39.430	1:13.930 (3)	96.61	0.214	12:31:52.046	

P2 84 C		Ben WOTTON		Triumph - JJR Triumph/ RJS Services			
IDEAL LAP TIME : 1:13.721		BEST LAP TIME : 1:14.141		DIFFERENCE : 0.420			
LAP	SECTOR 1	SECTOR 2	LAP TIME	MPH	DIFF	TIME OF DAY	
1 -		40.363	1:20.261	88.99	6.120	12:23:14.088	
2 -	34.990	<b>39.334</b>	1:14.324	96.10	0.183	12:24:28.412	
3 -	34.680	39.510	1:14.190 (2)	96.27	0.049	12:25:42.602	
4 -	34.588	39.705	1:14.293 (3)	96.14	0.152	12:26:56.895	
5 -	34.767	39.638	1:14.405	95.99	0.264	12:28:11.300	
6 -	<b>34.387</b>	39.754	<b>1:14.141 (1)</b>	<b>96.33</b>		<b>12:29:25.441</b>	
7 -	34.638	39.760	1:14.398	96.00	0.257	12:30:39.839	
8 -	34.901	40.221	1:15.122	95.07	0.981	12:31:54.961	

P3 46		Harry ROWLINGS		Triumph - Bernard Elliott racing / Steve Jordan motorcycles			
IDEAL LAP TIME : 1:14.676		BEST LAP TIME : 1:14.676		DIFFERENCE : 0.000			
LAP	SECTOR 1	SECTOR 2	LAP TIME	MPH	DIFF	TIME OF DAY	
1 -		40.691	1:20.151	89.11	5.475	12:23:13.978	
2 -	35.293	40.000	1:15.293	94.86	0.617	12:24:29.271	
3 -	34.761	40.066	1:14.827 (2)	95.45	0.151	12:25:44.098	
4 -	<b>34.734</b>	<b>39.942</b>	<b>1:14.676 (1)</b>	<b>95.64</b>		<b>12:26:58.774</b>	
5 -	34.885	40.240	1:15.125 (3)	95.07	0.449	12:28:13.899	
6 -	35.311	40.704	1:16.015	93.96	1.339	12:29:29.914	
7 -	35.027	40.377	1:15.404	94.72	0.728	12:30:45.318	
8 -	35.679	41.390	1:17.069	92.67	2.393	12:32:02.387	

P4 17 C		Philip BAKER		Triumph - Ashford accident repair centre			
IDEAL LAP TIME : 1:14.920		BEST LAP TIME : 1:15.134		DIFFERENCE : 0.214			
LAP	SECTOR 1	SECTOR 2	LAP TIME	MPH	DIFF	TIME OF DAY	
1 -		40.918	1:20.869	88.32	5.735	12:23:14.696	
2 -	35.181	40.201	1:15.382 (2)	94.75	0.248	12:24:30.078	
3 -	<b>34.816</b>	40.318	<b>1:15.134 (1)</b>	<b>95.06</b>		<b>12:25:45.212</b>	
4 -	35.286	<b>40.104</b>	1:15.390 (3)	94.74	0.256	12:27:00.602	
5 -	35.494	40.922	1:16.416	93.46	1.282	12:28:17.018	
6 -	35.509	40.565	1:16.074	93.88	0.940	12:29:33.092	
7 -	35.488	40.595	1:16.083	93.87	0.949	12:30:49.175	
8 -	35.541	40.148	1:15.689	94.36	0.555	12:32:04.864	

P5 82 C		Andrew SMITH		Kawasaki - 5 Club Racing			
IDEAL LAP TIME : 1:14.931		BEST LAP TIME : 1:15.038		DIFFERENCE : 0.107			
LAP	SECTOR 1	SECTOR 2	LAP TIME	MPH	DIFF	TIME OF DAY	
1 -		40.997	1:21.676	87.44	6.638	12:23:15.503	
2 -	35.228	40.887	1:16.115	93.83	1.077	12:24:31.618	
3 -	35.339	40.645	1:15.984	94.00	0.946	12:25:47.602	
4 -	35.206	40.613	1:15.819	94.20	0.781	12:27:03.421	
5 -	35.421	40.803	1:16.224	93.70	1.186	12:28:19.645	
6 -	35.110	<b>39.928</b>	<b>1:15.038 (1)</b>	<b>95.18</b>		<b>12:29:34.683</b>	
7 -	<b>35.003</b>	40.187	1:15.190 (3)	94.99	0.152	12:30:49.873	
8 -	35.163	40.003	1:15.166 (2)	95.02	0.128	12:32:05.039	

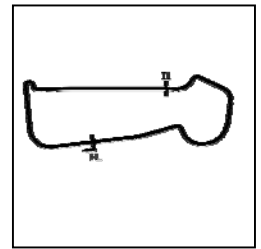
Weather / Track : Bright / Dry

Snetterton 200  
Circuit Length = 1.9840 miles  
Start: 12:21 Flag 12:31 End: 12:33

# BMCRC - MRO Championships 2018 - Rnd 8 @ Snetterton 200

Team Respro MRO 600 inc Clubman 600 & L&W Contractors Rookie 600

## RACE 3 - SECTOR ANALYSIS



SECTOR 1 = FL to I1, SECTOR 2 = I1 to FL, DIFF = Difference To Personal Best Lap, P = Crossed Finish Line in Pit Lane, D = Time Disallowed

P6 60 C Jack YOUNGE			Yamaha - Chase Timber Products			
IDEAL LAP TIME : 1:15.193		BEST LAP TIME : 1:15.413		DIFFERENCE : 0.220		
LAP	SECTOR 1	SECTOR 2	LAP TIME	MPH	DIFF	TIME OF DAY
1 -		40.946	1:22.050	87.05	6.637	12:23:15.877
2 -	<b>35.263</b>	40.664	1:15.927	94.07	0.514	12:24:31.804
3 -	35.730	40.326	1:16.056	93.91	0.643	12:25:47.860
4 -	35.766	40.228	1:15.994	93.98	0.581	12:27:03.854
5 -	35.543	40.368	1:15.911 (3)	94.09	0.498	12:28:19.765
6 -	36.611	<b>39.930</b>	1:16.541	93.31	1.128	12:29:36.306
7 -	35.429	40.288	1:15.717 (2)	94.33	0.304	12:30:52.023
8 -	35.407	40.006	<b>1:15.413 (1)</b>	<b>94.71</b>		<b>12:32:07.436</b>

P7 22 C Del DOWDS			Yamaha - Sublime Designs Racing			
IDEAL LAP TIME : 1:15.631		BEST LAP TIME : 1:15.631		DIFFERENCE : 0.000		
LAP	SECTOR 1	SECTOR 2	LAP TIME	MPH	DIFF	TIME OF DAY
1 -		41.476	1:23.591	85.44	7.960	12:23:17.418
2 -	35.832	40.945	1:16.777	93.02	1.146	12:24:34.195
3 -	35.347	40.580	1:15.927 (2)	94.07	0.296	12:25:50.122
4 -	35.324	40.643	1:15.967 (3)	94.02	0.336	12:27:06.089
5 -	35.555	40.692	1:16.247	93.67	0.616	12:28:22.336
6 -	35.864	40.475	1:16.339	93.56	0.708	12:29:38.675
7 -	<b>35.260</b>	<b>40.371</b>	<b>1:15.631 (1)</b>	<b>94.43</b>		<b>12:30:54.306</b>
8 -	35.435	40.675	1:16.110	93.84	0.479	12:32:10.416

P8 39 R Max MORGAN			Kawasaki - MSS PERFORMANCE			
IDEAL LAP TIME : 1:14.626		BEST LAP TIME : 1:14.626		DIFFERENCE : 0.000		
LAP	SECTOR 1	SECTOR 2	LAP TIME	MPH	DIFF	TIME OF DAY
1 -		42.901	1:27.412	81.71	12.786	12:23:21.239
2 -	35.561	41.245	1:16.806	92.99	2.180	12:24:38.045
3 -	34.835	40.561	1:15.396	94.73	0.770	12:25:53.441
4 -	35.077	40.289	1:15.366 (3)	94.77	0.740	12:27:08.807
5 -	35.464	40.347	1:15.811	94.21	1.185	12:28:24.618
6 -	<b>34.816</b>	<b>39.810</b>	<b>1:14.626 (1)</b>	<b>95.71</b>		<b>12:29:39.244</b>
7 -	34.879	40.290	1:15.169 (2)	95.01	0.543	12:30:54.413
8 -	35.636	41.121	1:16.757	93.05	2.131	12:32:11.170

P9 53 C Jason SIGGS			Yamaha - J Siggs Construction			
IDEAL LAP TIME : 1:15.764		BEST LAP TIME : 1:15.820		DIFFERENCE : 0.056		
LAP	SECTOR 1	SECTOR 2	LAP TIME	MPH	DIFF	TIME OF DAY
1 -		40.971	1:22.690	86.37	6.870	12:23:16.517
2 -	35.680	<b>40.370</b>	1:16.050 (3)	93.91	0.230	12:24:32.567
3 -	35.835	40.559	1:16.394	93.49	0.574	12:25:48.961
4 -	<b>35.394</b>	40.426	<b>1:15.820 (1)</b>	<b>94.20</b>		<b>12:27:04.781</b>
5 -	35.501	40.471	1:15.972 (2)	94.01	0.152	12:28:20.753
6 -	35.630	40.512	1:16.142	93.80	0.322	12:29:36.895
7 -	35.991	41.013	1:17.004	92.75	1.184	12:30:53.899
8 -	35.974	41.339	1:17.313	92.38	1.493	12:32:11.212

P10 912 R Michael WHITE			Yamaha -			
IDEAL LAP TIME : 1:16.383		BEST LAP TIME : 1:16.760		DIFFERENCE : 0.377		
LAP	SECTOR 1	SECTOR 2	LAP TIME	MPH	DIFF	TIME OF DAY
1 -		41.562	1:23.819	85.21	7.059	12:23:17.646
2 -	35.967	40.950	1:16.917	92.86	0.157	12:24:34.563
3 -	<b>35.526</b>	41.485	1:17.011	92.74	0.251	12:25:51.574
4 -	35.736	41.169	1:16.905 (3)	92.87	0.145	12:27:08.479
5 -	36.528	<b>40.857</b>	1:17.385	92.29	0.625	12:28:25.864
6 -	35.859	40.901	<b>1:16.760 (1)</b>	<b>93.05</b>		<b>12:29:42.624</b>
7 -	35.911	40.877	1:16.788 (2)	93.01	0.028	12:30:59.412

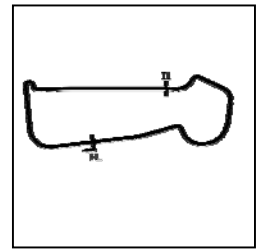
Weather / Track : Bright / Dry

Snetterton 200  
Circuit Length = 1.9840 miles  
Start: 12:21 Flag 12:31 End: 12:33

# BMCRC - MRO Championships 2018 - Rnd 8 @ Snetterton 200

Team Respro MRO 600 inc Clubman 600 & L&W Contractors Rookie 600

## RACE 3 - SECTOR ANALYSIS



SECTOR 1 = FL to I1, SECTOR 2 = I1 to FL, DIFF = Difference To Personal Best Lap, P = Crossed Finish Line in Pit Lane, D = Time Disallowed

8 - 35.934 41.099 1:17.033 92.72 0.273 12:32:16.445

<b>P11</b>	<b>81 C</b>	<b>Liam DUFFETT</b>	Triumph -			
IDEAL LAP TIME : 1:16.842		BEST LAP TIME : 1:16.975		DIFFERENCE : 0.133		

LAP	SECTOR 1	SECTOR 2	LAP TIME	MPH	DIFF	TIME OF DAY
1 -		41.469	1:23.320	85.72	6.345	12:23:17.147
2 -	35.801	41.174	<b>1:16.975 (1)</b>	<b>92.79</b>		<b>12:24:34.122</b>
3 -	<b>35.752</b>	41.341	1:17.093 (2)	92.64	0.118	12:25:51.215
4 -	35.835	41.294	1:17.129 (3)	92.60	0.154	12:27:08.344
5 -	36.322	<b>41.090</b>	1:17.412	92.26	0.437	12:28:25.756
6 -	36.285	41.305	1:17.590	92.05	0.615	12:29:43.346
7 -	36.193	41.352	1:17.545	92.10	0.570	12:31:00.891
8 -	36.550	42.036	1:18.586	90.88	1.611	12:32:19.477

<b>P12</b>	<b>156 C</b>	<b>Michael STONE</b>	Kawasaki -			
IDEAL LAP TIME : 1:16.706		BEST LAP TIME : 1:16.706		DIFFERENCE : 0.000		

LAP	SECTOR 1	SECTOR 2	LAP TIME	MPH	DIFF	TIME OF DAY
1 -		41.690	1:25.546	83.49	8.840	12:23:19.373
2 -	37.833	41.369	1:19.202	90.18	2.496	12:24:38.575
3 -	36.564	41.897	1:18.461	91.03	1.755	12:25:57.036
4 -	36.447	41.106	1:17.553	92.09	0.847	12:27:14.589
5 -	35.968	40.935	1:16.903 (2)	92.87	0.197	12:28:31.492
6 -	36.131	40.879	1:17.010 (3)	92.74	0.304	12:29:48.502
7 -	<b>35.934</b>	<b>40.772</b>	<b>1:16.706 (1)</b>	<b>93.11</b>		<b>12:31:05.208</b>
8 -	36.169	41.149	1:17.318	92.37	0.612	12:32:22.526

<b>P13</b>	<b>818 R</b>	<b>Alex BARKER</b>	Yamaha - Courtneys Vehicle Logistics & Barker Woodrow Archit			
IDEAL LAP TIME : 1:17.711		BEST LAP TIME : 1:17.711		DIFFERENCE : 0.000		

LAP	SECTOR 1	SECTOR 2	LAP TIME	MPH	DIFF	TIME OF DAY
1 -		42.522	1:25.305	83.72	7.594	12:23:19.132
2 -	36.805	42.166	1:18.971	90.44	1.260	12:24:38.103
3 -	36.792	42.320	1:19.112	90.28	1.401	12:25:57.215
4 -	36.271	42.016	1:18.287 (3)	91.23	0.576	12:27:15.502
5 -	36.288	41.827	1:18.115 (2)	91.43	0.404	12:28:33.617
6 -	36.400	42.197	1:18.597	90.87	0.886	12:29:52.214
7 -	36.270	42.054	1:18.324	91.19	0.613	12:31:10.538
8 -	<b>36.059</b>	<b>41.652</b>	<b>1:17.711 (1)</b>	<b>91.91</b>		<b>12:32:28.249</b>

<b>P14</b>	<b>40</b>	<b>David SHELVEY</b>	Suzuki - ymark.com			
IDEAL LAP TIME : 1:17.725		BEST LAP TIME : 1:17.952		DIFFERENCE : 0.227		

LAP	SECTOR 1	SECTOR 2	LAP TIME	MPH	DIFF	TIME OF DAY
1 -		41.972	1:25.979	83.07	8.027	12:23:19.806
2 -	36.516	41.800	1:18.316	91.20	0.364	12:24:38.122
3 -	37.097	42.573	1:19.670	89.65	1.718	12:25:57.792
4 -	36.559	41.393	<b>1:17.952 (1)</b>	<b>91.62</b>		<b>12:27:15.744</b>
5 -	36.608	41.575	1:18.183 (3)	91.35	0.231	12:28:33.927
6 -	36.553	41.831	1:18.384	91.12	0.432	12:29:52.311
7 -	<b>36.443</b>	41.923	1:18.366	91.14	0.414	12:31:10.677
8 -	36.736	<b>41.282</b>	1:18.018 (2)	91.54	0.066	12:32:28.695

<b>P15</b>	<b>194 R</b>	<b>Liam CRACKNELL</b>	Kawasaki -			
IDEAL LAP TIME : 1:18.058		BEST LAP TIME : 1:18.395		DIFFERENCE : 0.337		

LAP	SECTOR 1	SECTOR 2	LAP TIME	MPH	DIFF	TIME OF DAY
1 -		43.240	1:28.674	80.54	10.279	12:23:22.501
2 -	36.421	42.278	1:18.699	90.75	0.304	12:24:41.200
3 -	36.156	42.292	1:18.448 (2)	91.04	0.053	12:25:59.648
4 -	36.216	42.257	1:18.473 (3)	91.01	0.078	12:27:18.121
5 -	36.440	<b>41.955</b>	<b>1:18.395 (1)</b>	<b>91.10</b>		<b>12:28:36.516</b>
6 -	<b>36.103</b>	42.498	1:18.601	90.87	0.206	12:29:55.117

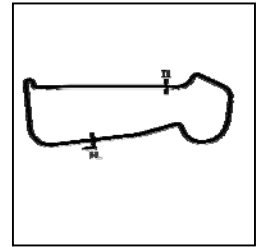
Weather / Track : Bright / Dry

Snetterton 200  
Circuit Length = 1.9840 miles  
Start: 12:21 Flag 12:31 End: 12:33

# BMCRC - MRO Championships 2018 - Rnd 8 @ Snetterton 200

Team Respro MRO 600 inc Clubman 600 & L&W Contractors Rookie 600

## RACE 3 - SECTOR ANALYSIS



SECTOR 1 = FL to I1, SECTOR 2 = I1 to FL, DIFF = Difference To Personal Best Lap, P = Crossed Finish Line in Pit Lane, D = Time Disallowed

7 -	36.743	42.518	1:19.261	90.11	0.866	12:31:14.378
8 -	36.816	42.567	1:19.383	89.97	0.988	12:32:33.761

<b>P16</b>	<b>100 R</b>	<b>Craig HOWTON</b>	Suzuki - Me			
IDEAL LAP TIME : 1:18.163		BEST LAP TIME : 1:18.572	DIFFERENCE : 0.409			
LAP	SECTOR 1	SECTOR 2	LAP TIME	MPH	DIFF	TIME OF DAY
1 -		42.973	1:27.448	81.67	8.876	12:23:21.275
2 -	36.885	42.399	1:19.284	90.08	0.712	12:24:40.559
3 -	36.928	42.503	1:19.431	89.92	0.859	12:25:59.990
4 -	36.762	41.906	1:18.668 (3)	90.79	0.096	12:27:18.658
5 -	37.029	41.871	1:18.900	90.52	0.328	12:28:37.558
6 -	36.651	42.546	1:19.197	90.18	0.625	12:29:56.755
7 -	36.919	<b>41.670</b>	1:18.589 (2)	90.88	0.017	12:31:15.344
<b>8 -</b>	<b>36.493</b>	42.079	<b>1:18.572 (1)</b>	<b>90.90</b>		<b>12:32:33.916</b>

<b>P17</b>	<b>2 R</b>	<b>Toby TRUNDLE</b>	Triumph - Harris Motorcycles Ltd - Harlow Essex			
IDEAL LAP TIME : 1:18.344		BEST LAP TIME : 1:18.457	DIFFERENCE : 0.113			
LAP	SECTOR 1	SECTOR 2	LAP TIME	MPH	DIFF	TIME OF DAY
1 -		43.189	1:27.881	81.27	9.424	12:23:21.708
2 -	36.587	<b>42.302</b>	1:18.889 (2)	90.53	0.432	12:24:40.597
<b>3 -</b>	<b>36.042</b>	42.415	<b>1:18.457 (1)</b>	<b>91.03</b>		<b>12:25:59.054</b>
4 -	36.538	42.555	1:19.093 (3)	90.30	0.636	12:27:18.147
5 -	37.936	42.372	1:20.308	88.93	1.851	12:28:38.455
6 -	36.963	43.124	1:20.087	89.18	1.630	12:29:58.542
7 -	37.213	43.085	1:20.298	88.95	1.841	12:31:18.840
8 -	37.172	42.855	1:20.027	89.25	1.570	12:32:38.867

<b>P18</b>	<b>21 R</b>	<b>Nick WHITCHER</b>	Yamaha -			
IDEAL LAP TIME : 1:18.493		BEST LAP TIME : 1:18.493	DIFFERENCE : 0.000			
LAP	SECTOR 1	SECTOR 2	LAP TIME	MPH	DIFF	TIME OF DAY
1 -		49.914	1:33.141	76.68	14.648	12:23:26.968
2 -	37.587	43.375	1:20.962	88.22	2.469	12:24:47.930
3 -	37.795	42.716	1:20.511	88.71	2.018	12:26:08.441
4 -	37.188	42.253	1:19.441	89.90	0.948	12:27:27.882
5 -	36.437	42.378	1:18.815 (2)	90.62	0.322	12:28:46.697
6 -	36.555	42.468	1:19.023 (3)	90.38	0.530	12:30:05.720
7 -	36.840	42.347	1:19.187	90.19	0.694	12:31:24.907
<b>8 -</b>	<b>36.418</b>	<b>42.075</b>	<b>1:18.493 (1)</b>	<b>90.99</b>		<b>12:32:43.400</b>

<b>P19</b>	<b>118 C</b>	<b>Jim COYLE</b>	Triumph -			
IDEAL LAP TIME : 1:19.128		BEST LAP TIME : 1:19.129	DIFFERENCE : 0.001			
LAP	SECTOR 1	SECTOR 2	LAP TIME	MPH	DIFF	TIME OF DAY
1 -		44.039	1:29.173	80.09	10.044	12:23:23.000
<b>2 -</b>	<b>36.673</b>	42.456	<b>1:19.129 (1)</b>	<b>90.26</b>		<b>12:24:42.129</b>
3 -	38.198	<b>42.455</b>	1:20.653	88.55	1.524	12:26:02.782
4 -	37.504	42.837	1:20.341	88.90	1.212	12:27:23.123
5 -	38.253	42.826	1:21.079	88.09	1.950	12:28:44.202
6 -	37.091	42.658	1:19.749 (2)	89.56	0.620	12:30:03.951
7 -	37.766	43.024	1:20.790	88.40	1.661	12:31:24.741
8 -	37.488	42.823	1:20.311 (3)	88.93	1.182	12:32:45.052

<b>P20</b>	<b>57 C</b>	<b>Theo RUTTER</b>	Yamaha - Sublime Designs Racing/RRC			
IDEAL LAP TIME : 1:19.457		BEST LAP TIME : 1:19.470	DIFFERENCE : 0.013			
LAP	SECTOR 1	SECTOR 2	LAP TIME	MPH	DIFF	TIME OF DAY
1 -		44.821	1:30.127	79.24	10.657	12:23:23.954
2 -	37.768	43.641	1:21.409	87.73	1.939	12:24:45.363
3 -	37.597	43.223	1:20.820	88.37	1.350	12:26:06.183
4 -	37.257	42.668	1:19.925 (3)	89.36	0.455	12:27:26.108
5 -	36.979	42.681	1:19.660 (2)	89.66	0.190	12:28:45.768

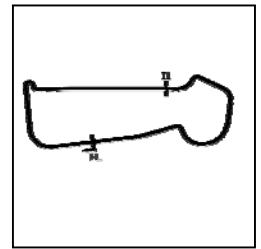
Weather / Track : Bright / Dry

Snetterton 200  
Circuit Length = 1.9840 miles  
Start: 12:21 Flag 12:31 End: 12:33

# BMCRC - MRO Championships 2018 - Rnd 8 @ Snetterton 200

Team Respro MRO 600 inc Clubman 600 & L&W Contractors Rookie 600

## RACE 3 - SECTOR ANALYSIS



SECTOR 1 = FL to I1, SECTOR 2 = I1 to FL, DIFF = Difference To Personal Best Lap, P = Crossed Finish Line in Pit Lane, D = Time Disallowed

6 -	36.975	42.957	1:19.932	89.35	0.462	12:30:05.700
7 -	37.467	<b>42.588</b>	1:20.055	89.22	0.585	12:31:25.755
<b>8 -</b>	<b>36.869</b>	42.601	<b>1:19.470 (1)</b>	<b>89.87</b>		<b>12:32:45.225</b>

<b>P21</b>	<b>88 C</b>	<b>Michael STANLEY</b>	Triumph -			
IDEAL LAP TIME : 1:19.281		BEST LAP TIME : 1:19.384	DIFFERENCE : 0.103			
LAP	SECTOR 1	SECTOR 2	LAP TIME	MPH	DIFF	TIME OF DAY
1 -		44.069	1:29.763	79.57	10.379	12:23:23.590
2 -	37.136	42.681	1:19.817 (2)	89.48	0.433	12:24:43.407
3 -	37.675	43.374	1:21.049	88.12	1.665	12:26:04.456
<b>4 -</b>	<b>37.229</b>	<b>42.155</b>	<b>1:19.384 (1)</b>	<b>89.97</b>		<b>12:27:23.840</b>
5 -	37.944	42.972	1:20.916	88.27	1.532	12:28:44.756
6 -	<b>37.126</b>	42.836	1:19.962 (3)	89.32	0.578	12:30:04.718
7 -	37.154	43.208	1:20.362	88.87	0.978	12:31:25.080
8 -	37.473	43.036	1:20.509	88.71	1.125	12:32:45.589

<b>P22</b>	<b>18 R</b>	<b>Jamie THOMAS</b>	Suzuki - Team RubyRacing			
IDEAL LAP TIME : 1:19.709		BEST LAP TIME : 1:19.709	DIFFERENCE : 0.000			
LAP	SECTOR 1	SECTOR 2	LAP TIME	MPH	DIFF	TIME OF DAY
1 -		45.211	1:31.165	78.34	11.456	12:23:24.992
2 -	37.406	43.560	1:20.966	88.21	1.257	12:24:45.958
3 -	38.195	42.946	1:21.141	88.02	1.432	12:26:07.099
4 -	38.148	42.528	1:20.676 (3)	88.53	0.967	12:27:27.775
5 -	37.930	42.557	1:20.487 (2)	88.74	0.778	12:28:48.262
<b>6 -</b>	<b>37.206</b>	<b>42.503</b>	<b>1:19.709 (1)</b>	<b>89.60</b>		<b>12:30:07.971</b>
7 -	38.054	42.705	1:20.759	88.44	1.050	12:31:28.730
8 -	38.204	42.624	1:20.828	88.36	1.119	12:32:49.558

<b>P23</b>	<b>83 R</b>	<b>Pete CUNNINGHAM</b>	Triumph -			
IDEAL LAP TIME : 1:20.080		BEST LAP TIME : 1:20.080	DIFFERENCE : 0.000			
LAP	SECTOR 1	SECTOR 2	LAP TIME	MPH	DIFF	TIME OF DAY
1 -		45.635	1:32.466	77.24	12.386	12:23:26.293
2 -	37.904	43.244	1:21.148	88.01	1.068	12:24:47.441
3 -	37.754	43.779	1:21.533	87.60	1.453	12:26:08.974
4 -	37.950	43.096	1:21.046 (3)	88.12	0.966	12:27:30.020
5 -	38.025	43.765	1:21.790	87.32	1.710	12:28:51.810
<b>6 -</b>	<b>37.114</b>	<b>42.966</b>	<b>1:20.080 (1)</b>	<b>89.19</b>		<b>12:30:11.890</b>
7 -	37.891	43.500	1:21.391	87.75	1.311	12:31:33.281
8 -	37.373	43.340	1:20.713 (2)	88.49	0.633	12:32:53.994

<b>P24</b>	<b>107 R</b>	<b>Michael WHEELDON</b>	Triumph -			
IDEAL LAP TIME : 1:20.248		BEST LAP TIME : 1:20.667	DIFFERENCE : 0.419			
LAP	SECTOR 1	SECTOR 2	LAP TIME	MPH	DIFF	TIME OF DAY
1 -		45.021	1:31.479	78.07	10.812	12:23:25.306
2 -	38.110	43.544	1:21.654	87.47	0.987	12:24:46.960
3 -	37.939	43.689	1:21.628	87.50	0.961	12:26:08.588
4 -	38.038	43.121	1:21.159 (3)	88.00	0.492	12:27:29.747
5 -	38.104	43.600	1:21.704	87.41	1.037	12:28:51.451
6 -	37.477	43.816	1:21.293	87.86	0.626	12:30:12.744
7 -	37.908	<b>42.922</b>	1:20.830 (2)	88.36	0.163	12:31:33.574
<b>8 -</b>	<b>37.326</b>	43.341	<b>1:20.667 (1)</b>	<b>88.54</b>		<b>12:32:54.241</b>

<b>P25</b>	<b>188 R</b>	<b>Dawid KRAWIECKI</b>	Yamaha - Code Blue LTD			
IDEAL LAP TIME : 1:19.516		BEST LAP TIME : 1:19.948	DIFFERENCE : 0.432			
LAP	SECTOR 1	SECTOR 2	LAP TIME	MPH	DIFF	TIME OF DAY
1 -		44.326	1:29.267	80.01	9.319	12:23:23.094
<b>2 -</b>	<b>37.380</b>	<b>42.568</b>	<b>1:19.948 (1)</b>	<b>89.33</b>		<b>12:24:43.042</b>
3 -	37.791	43.562	1:21.353	87.79	1.405	12:26:04.395
4 -	38.417	42.878	1:21.295 (3)	87.85	1.347	12:27:25.690

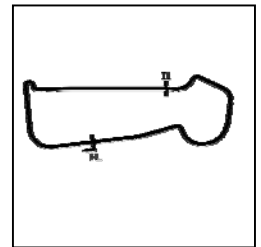
Weather / Track : Bright / Dry

Snetterton 200  
Circuit Length = 1.9840 miles  
Start: 12:21 Flag 12:31 End: 12:33

# BMCRC - MRO Championships 2018 - Rnd 8 @ Snetterton 200

Team Respro MRO 600 inc Clubman 600 & L&W Contractors Rookie 600

## RACE 3 - SECTOR ANALYSIS



SECTOR 1 = FL to I1, SECTOR 2 = I1 to FL, DIFF = Difference To Personal Best Lap, P = Crossed Finish Line in Pit Lane, D = Time Disallowed

5 -	37.032	50.231	1:27.263	81.85	7.315	12:28:52.953
6 -	<b>36.948</b>	43.724	1:20.672 (2)	88.53	0.724	12:30:13.625
7 -	37.451	44.642	1:22.093	87.00	2.145	12:31:35.718
8 -	37.429	45.600	1:23.029	86.02	3.081	12:32:58.747

<b>P26</b>	<b>8 R</b>	<b>Dave SAUNDERS</b>	Honda -			
IDEAL LAP TIME : 1:21.097		BEST LAP TIME : 1:21.449		DIFFERENCE : 0.352		
LAP	SECTOR 1	SECTOR 2	LAP TIME	MPH	DIFF	TIME OF DAY
1 -		45.418	1:32.308	77.37	10.859	12:23:26.135
2 -	38.260	44.237	1:22.497	86.57	1.048	12:24:48.632
3 -	<b>37.660</b>	43.789	<b>1:21.449 (1)</b>	<b>87.69</b>		<b>12:26:10.081</b>
4 -	38.641	43.817	1:22.458	86.62	1.009	12:27:32.539
5 -	38.399	43.916	1:22.315	86.77	0.866	12:28:54.854
6 -	37.852	44.137	1:21.989	87.11	0.540	12:30:16.843
7 -	38.285	43.688	1:21.973 (3)	87.13	0.524	12:31:38.816
8 -	38.160	<b>43.437</b>	1:21.597 (2)	87.53	0.148	12:33:00.413

<b>P27</b>	<b>184 R</b>	<b>Phillip MCMANAMON</b>	Honda -			
IDEAL LAP TIME : 1:22.397		BEST LAP TIME : 1:22.614		DIFFERENCE : 0.217		
LAP	SECTOR 1	SECTOR 2	LAP TIME	MPH	DIFF	TIME OF DAY
1 -		47.069	1:35.595	74.71	12.981	12:23:29.422
2 -	38.876	44.568	1:23.444	85.59	0.830	12:24:52.866
3 -	38.601	45.357	1:23.958	85.07	1.344	12:26:16.824
4 -	39.370	44.599	1:23.969	85.06	1.355	12:27:40.793
5 -	38.953	44.464	1:23.417	85.62	0.803	12:29:04.210
6 -	<b>38.578</b>	44.247	1:22.825 (2)	86.23	0.211	12:30:27.035
7 -	38.795	<b>43.819</b>	<b>1:22.614 (1)</b>	<b>86.45</b>		<b>12:31:49.649</b>
8 -	38.711	44.643	1:23.354 (3)	85.68	0.740	12:33:13.003

<b>P28</b>	<b>333 R</b>	<b>Robert PRICE</b>	Suzuki -			
IDEAL LAP TIME : 1:22.981		BEST LAP TIME : 1:23.340		DIFFERENCE : 0.359		
LAP	SECTOR 1	SECTOR 2	LAP TIME	MPH	DIFF	TIME OF DAY
1 -		46.760	1:34.767	75.36	11.427	12:23:28.594
2 -	<b>38.143</b>	45.298	1:23.441 (2)	85.59	0.101	12:24:52.035
3 -	38.671	45.372	1:24.043	84.98	0.703	12:26:16.078
4 -	38.635	45.303	1:23.938	85.09	0.598	12:27:40.016
5 -	39.823	45.371	1:25.194	83.83	1.854	12:29:05.210
6 -	38.502	<b>44.838</b>	<b>1:23.340 (1)</b>	<b>85.70</b>		<b>12:30:28.550</b>
7 -	38.695	44.878	1:23.573 (3)	85.46	0.233	12:31:52.123

<b>P29</b>	<b>75 R</b>	<b>James HOARE</b>	Triumph - TCUK			
IDEAL LAP TIME : 1:27.974		BEST LAP TIME : 1:27.996		DIFFERENCE : 0.022		
LAP	SECTOR 1	SECTOR 2	LAP TIME	MPH	DIFF	TIME OF DAY
1 -		49.311	1:40.366	71.16	12.370	12:23:34.193
2 -	<b>40.242</b>	47.754	<b>1:27.996 (1)</b>	<b>81.16</b>		<b>12:25:02.189</b>
3 -	40.507	53.893	1:34.400 (3)	75.66	6.404	12:26:36.589
4 -	40.759	<b>47.732</b>	1:28.491 (2)	80.71	0.495	12:28:05.080

<b>P30</b>	<b>42 R</b>	<b>Michael ATTWOOD</b>	Yamaha - Moremoto			
IDEAL LAP TIME : 1:19.839		BEST LAP TIME : 1:19.839		DIFFERENCE : 0.000		
LAP	SECTOR 1	SECTOR 2	LAP TIME	MPH	DIFF	TIME OF DAY
1 -		44.577	1:30.465	78.95	10.626	12:23:24.292
2 -	<b>37.230</b>	<b>42.609</b>	<b>1:19.839 (1)</b>	<b>89.46</b>		<b>12:24:44.131</b>
3 -	38.468	43.883	1:22.351 (2)	86.73	2.512	12:26:06.482

Weather / Track : Bright / Dry

Snetterton 200  
Circuit Length = 1.9840 miles  
Start: 12:21 Flag 12:31 End: 12:33

# BMCRC - MRO Championships 2018 - Rnd 8 @ Snetterton 200

Team Respro MRO 600 inc Clubman 600 & L&W Contractors Rookie 600

## RACE 3 - BEST SECTORS

SECTOR 1			SECTOR 2			IDEAL / BEST COMPARISON						
POS	NO	NAME	TIME	NO	NAME	TIME	POS	NO	NAME	IDEAL	BEST	DIFF
									<b>PERFECT LAP</b>	<b>1:13.514</b>		
1	84	WOTTON	<b>34.387</b>	16	HOPKINS	<b>39.127</b>	1	16	HOPKINS	1:13.591	1:13.716	0.125
2	16	HOPKINS	<b>34.464</b>	84	WOTTON	<b>39.334</b>	2	84	WOTTON	1:13.721	1:14.141	0.420
3	46	ROWLINGS	<b>34.734</b>	39	MORGAN	<b>39.810</b>	3	39	MORGAN	1:14.626	1:14.626	0.000
4	17	BAKER	<b>34.816</b>	82	SMITH	<b>39.928</b>	4	46	ROWLINGS	1:14.676	1:14.676	0.000
5	39	MORGAN	<b>34.816</b>	60	YOUNGE	<b>39.930</b>	5	17	BAKER	1:14.920	1:15.134	0.214
6	82	SMITH	<b>35.003</b>	46	ROWLINGS	<b>39.942</b>	6	82	SMITH	1:14.931	1:15.038	0.107
7	22	DOWDS	<b>35.260</b>	17	BAKER	<b>40.104</b>	7	60	YOUNGE	1:15.193	1:15.413	0.220
8	60	YOUNGE	<b>35.263</b>	53	SIGGS	<b>40.370</b>	8	22	DOWDS	1:15.631	1:15.631	0.000
9	53	SIGGS	<b>35.394</b>	22	DOWDS	<b>40.371</b>	9	53	SIGGS	1:15.764	1:15.820	0.056
10	912	WHITE	<b>35.526</b>	156	STONE	<b>40.772</b>	10	912	WHITE	1:16.383	1:16.760	0.377
11	81	DUFFETT	<b>35.752</b>	912	WHITE	<b>40.857</b>	11	156	STONE	1:16.706	1:16.706	0.000
12	156	STONE	<b>35.934</b>	81	DUFFETT	<b>41.090</b>	12	81	DUFFETT	1:16.842	1:16.975	0.133
13	2	TRUNDLE	<b>36.042</b>	40	SHELVEY	<b>41.282</b>	13	818	BARKER	1:17.711	1:17.711	0.000
14	818	BARKER	<b>36.059</b>	818	BARKER	<b>41.652</b>	14	40	SHELVEY	1:17.725	1:17.952	0.227
15	194	CRACKNELL	<b>36.103</b>	100	HOWTON	<b>41.670</b>	15	194	CRACKNELL	1:18.058	1:18.395	0.337
16	21	WHITCHER	<b>36.418</b>	194	CRACKNELL	<b>41.955</b>	16	100	HOWTON	1:18.163	1:18.572	0.409
17	40	SHELVEY	<b>36.443</b>	21	WHITCHER	<b>42.075</b>	17	2	TRUNDLE	1:18.344	1:18.457	0.113
18	100	HOWTON	<b>36.493</b>	88	STANLEY	<b>42.155</b>	18	21	WHITCHER	1:18.493	1:18.493	0.000
19	118	COYLE	<b>36.673</b>	2	TRUNDLE	<b>42.302</b>	19	118	COYLE	1:19.128	1:19.129	0.001
20	57	RUTTER	<b>36.869</b>	118	COYLE	<b>42.455</b>	20	88	STANLEY	1:19.281	1:19.384	0.103
21	188	KRAWIECKI	<b>36.948</b>	18	THOMAS	<b>42.503</b>	21	57	RUTTER	1:19.457	1:19.470	0.013
22	83	CUNNINGHAM	<b>37.114</b>	188	KRAWIECKI	<b>42.568</b>	22	188	KRAWIECKI	1:19.516	1:19.948	0.432
23	88	STANLEY	<b>37.126</b>	57	RUTTER	<b>42.588</b>	23	18	THOMAS	1:19.709	1:19.709	0.000
24	18	THOMAS	<b>37.206</b>	42	ATTWOOD	<b>42.609</b>	24	42	ATTWOOD	1:19.839	1:19.839	0.000
25	42	ATTWOOD	<b>37.230</b>	107	WHEELDON	<b>42.922</b>	25	83	CUNNINGHAM	1:20.080	1:20.080	0.000
26	107	WHEELDON	<b>37.326</b>	83	CUNNINGHAM	<b>42.966</b>	26	107	WHEELDON	1:20.248	1:20.667	0.419
27	8	SAUNDERS	<b>37.660</b>	8	SAUNDERS	<b>43.437</b>	27	8	SAUNDERS	1:21.097	1:21.449	0.352
28	333	PRICE	<b>38.143</b>	184	MCMANAMON	<b>43.819</b>	28	184	MCMANAMON	1:22.397	1:22.614	0.217
29	184	MCMANAMON	<b>38.578</b>	333	PRICE	<b>44.838</b>	29	333	PRICE	1:22.981	1:23.340	0.359
30	75	HOARE	<b>40.242</b>	75	HOARE	<b>47.732</b>	30	75	HOARE	1:27.974	1:27.996	0.022

31

Weather / Track : Bright / Dry

Results can be found at [www.tsl-timing.com](http://www.tsl-timing.com)

Snetterton 200

Circuit Length = 1.9840 miles

Start: 12:21 Flag 12:31 End: 12:33

Printed - 12:37 Saturday, 25 August 2018

**BMCRC - MRO Championships 2018 - Rnd 8 @ Snetterton 200**

**Team Respro MRO 600 inc Clubman 600 & L&W Contractors Rookie 600**

**RACE 12 - GRID (8 Laps)**

ROW 12	1		1		34	<b>105</b> Benjamin STONARD	
ROW 11		33	<b>69</b> Robert WINDEATT	32	<b>56</b> Michael MILLS	31	<b>891</b> Steve BARKHAM
ROW 10		30	<b>75</b> James HOARE 1:27.996	29	<b>333</b> Robert PRICE 1:23.340	28	<b>184</b> Phillip MCMANAMON 1:22.614
ROW 9		27	<b>8</b> Dave SAUNDERS 1:21.449	26	<b>107</b> Michael WHEELDON 1:20.667	25	<b>83</b> Pete CUNNINGHAM 1:20.080
ROW 8		24	<b>188</b> Dawid KRAWIECKI 1:19.948	23	<b>42</b> Michael ATTWOOD 1:19.839	22	<b>18</b> Jamie THOMAS 1:19.709
ROW 7		21	<b>57</b> Theo RUTTER 1:19.470	20	<b>88</b> Michael STANLEY 1:19.384	19	<b>118</b> Jim COYLE 1:19.129
ROW 6		18	<b>100</b> Craig HOWTON 1:18.572	17	<b>21</b> Nick WHITCHER 1:18.493	16	<b>2</b> Toby TRUNDLE 1:18.457
ROW 5		15	<b>194</b> Liam CRACKNELL 1:18.395	14	<b>40</b> David SHELVEY 1:17.952	13	<b>818</b> Alex BARKER 1:17.711
ROW 4		12	<b>81</b> Liam DUFFETT 1:16.975	11	<b>912</b> Michael WHITE 1:16.760	10	<b>156</b> Michael STONE 1:16.706
ROW 3		9	<b>53</b> Jason SIGGS 1:15.820	8	<b>22</b> Del DOWDS 1:15.631	7	<b>60</b> Jack YOUNGE 1:15.413
ROW 2		6	<b>17</b> Philip BAKER 1:15.134	5	<b>82</b> Andrew SMITH 1:15.038	4	<b>46</b> Harry ROWLINGS 1:14.676
ROW 1		3	<b>39</b> Max MORGAN 1:14.626	2	<b>84</b> Ben WOTTON 1:14.141	1	<b>16</b> Luke HOPKINS 1:13.716
<b>Pole</b>							

Snetterton 200  
Circuit Length = 1.9840 miles

These results are provisional until the conclusion of any judicial and technical matters.

Clerk Of Course :	Timekeeper :
-------------------	--------------

Results can be found at [www.tsl-timing.com](http://www.tsl-timing.com)

Printed - 12:39 Saturday, 25 August 2018



# BMCRC - MRO Championships 2018 - Rnd 8 @ Snetterton 200

## Team Respro MRO 600 inc Clubman 600 & L&W Contractors Rookie 600

### RACE 12 - CLASSIFICATION

POS	NO	CL	PIC NAME	ENTRY	LAPS	TIME	GAP	DIFF	MPH	BEST	ON
1	16		1 Luke HOPKINS	Yamaha - Hopkins Racing	8	9:50.963			96.69	1:12.850	7
2	84	C	1 Ben WOTTON	Triumph - JJR Triumph/ RJS Services	8	10:02.559	11.596	11.596	94.82	1:14.100	4
3	46		2 Harry ROWLINGS	Triumph - Bernard Elliott racing / Steve Jordan moto	8	10:09.485	18.522	6.926	93.75	1:14.875	5
4	17	C	2 Philip BAKER	Triumph - Ashford accident repair centre	8	10:09.815	18.852	0.330	93.70	1:14.784	5
5	82	C	3 Andrew SMITH	Kawasaki - 5 Club Racing	8	10:11.837	20.874	2.022	93.39	1:15.249	8
6	60	C	4 Jack YOUNGE	Yamaha - Chase Timber Products	8	10:14.711	23.748	2.874	92.95	1:15.475	7
7	39	R	1 Max MORGAN	Kawasaki - MSS PERFORMANCE	8	10:21.958	30.995	7.247	91.87	1:15.987	7
8	22	C	5 Del DOWDS	Yamaha - Sublime Designs Racing	8	10:24.548	33.585	2.590	91.49	1:16.477	6
9	912	R	2 Michael WHITE	Yamaha -	8	10:24.684	33.721	0.136	91.47	1:16.637	6
10	156	C	6 Michael STONE	Kawasaki -	8	10:24.979	34.016	0.295	91.42	1:16.813	6
11	53	C	7 Jason SIGGS	Yamaha - J Siggs Construction	8	10:25.141	34.178	0.162	91.40	1:16.534	7
12	40		3 David SHELVEY	Suzuki - ymark.com	8	10:32.096	41.133	6.955	90.39	1:17.564	8
13	81	C	8 Liam DUFFETT	Triumph -	8	10:32.845	41.882	0.749	90.29	1:17.768	5
14	21	R	3 Nick WHITCHER	Yamaha -	8	10:33.645	42.682	0.800	90.17	1:17.532	8
15	818	R	4 Alex BARKER	Yamaha - Courtneys Vehicle Logistics & Barker Wo	8	10:33.958	42.995	0.313	90.13	1:17.317	8
16	100	R	5 Craig HOWTON	Suzuki - Me	8	10:34.507	43.544	0.549	90.05	1:17.420	8
17	194	R	6 Liam CRACKNELL	Kawasaki -	8	10:39.203	48.240	4.696	89.39	1:18.010	8
18	42	R	7 Michael ATTWOOD	Yamaha - Moremoto	8	10:49.438	58.475	10.235	87.98	1:19.443	4
19	57	C	9 Theo RUTTER	Yamaha - Sublime Designs Racing/RRC	8	10:52.663	1:01.700	3.225	87.54	1:19.773	8
20	88	C	10 Michael STANLEY	Triumph -	8	10:53.387	1:02.424	0.724	87.45	1:19.686	6
21	2	R	8 Toby TRUNDLE	Triumph - Harris Motorcycles Ltd - Harlow Essex	8	10:54.322	1:03.359	0.935	87.32	1:20.114	7
22	188	R	9 Dawid KRAWIECKI	Yamaha - Code Blue LTD	8	10:55.563	1:04.600	1.241	87.16	1:19.950	8
23	83	R	10 Pete CUNNINGHAM	Triumph -	8	11:03.928	1:12.965	8.365	86.06	1:20.766	3
24	18	R	11 Jamie THOMAS	Suzuki - Team RubyRacing	8	11:04.054	1:13.091	0.126	86.04	1:20.364	8
25	107	R	12 Michael WHEELDON	Triumph -	8	11:05.572	1:14.609	1.518	85.85	1:21.331	6
26	8	R	13 Dave SAUNDERS	Honda -	8	11:06.363	1:15.400	0.791	85.74	1:21.281	5
27	333	R	14 Robert PRICE	Suzuki -	7	9:51.343	1 Lap	1 Lap	84.54	1:22.270	5
28	184	R	15 Phillip MCMANAMON	Honda -	7	10:01.013	1 Lap	9.670	83.18	1:23.138	5
29	891	R	16 Steve BARKHAM	Kawasaki - EWG racing	7	10:09.585	1 Lap	8.572	82.01	1:24.948	2

#### NOT CLASSIFIED

DNF	118	C	Jim COYLE	Triumph -	2	2:48.544	6 Laps	5 Laps	84.75	1:19.943	2
-----	-----	---	-----------	-----------	---	----------	--------	--------	-------	----------	---

#### FASTEST LAP

16			Luke HOPKINS	Yamaha - Hopkins Racing	7	1:12.850		98.04 mph		157.78 kph
84	C		Ben WOTTON	Triumph - JJR Triumph/ RJS Services	4	1:14.100		96.39 mph		155.12 kph
39	R		Max MORGAN	Kawasaki - MSS PERFORMANCE	7	1:15.987		93.99 mph		151.27 kph

Class - 92.5% of Race Speed = 89.43 mph  
 Class C - 92.5% of Race Speed = 87.70 mph  
 Class R - 92.5% of Race Speed = 84.97 mph

Snetterton 200  
 Circuit Length = 1.9840 miles  
 Start: 15:39 Flag 15:49 End: 15:50

Weather / Track : Bright / Dry

These results are provisional until the conclusion of any judicial and technical matters.

Clerk Of Course :	Timekeeper :
-------------------	--------------

Results can be found at [www.tsl-timing.com](http://www.tsl-timing.com)

Printed - 15:50 Saturday, 25 August 2018



# BMCRC - MRO Championships 2018 - Rnd 8 @ Snetterton 200

## Team Respro MRO 600 inc Clubman 600 & L&W Contractors Rookie 600

### RACE 12 - LAP CHART

LAP 1 @ 15:40:38.901			184 28.892 1:24.271			891 54.841 1:26.125			LAP 7 @ 15:47:57.691		
NO	BEHIND	LAP TIME	LAP 3 @ 15:43:05.515			LAP 5 @ 15:45:31.742			NO	BEHIND	LAP TIME
16		1:18.887	16		1:13.083	16		1:13.241	16		1:12.850
84	0.736	1:19.623	84	2.492	1:14.146	84	5.067	1:14.702	891	1 Lap	1:25.169
46	1.747	1:20.634	46	6.971	1:15.681	46	10.705	1:14.875	84	9.185	1:14.973
17	2.356	1:21.243	17	7.562	1:15.893	17	11.051	1:14.784	46	16.269	1:15.460
82	2.582	1:21.469	82	8.407	1:16.221	82	13.370	1:15.644	17	16.670	1:15.553
60	4.512	1:23.399	60	10.599	1:16.236	60	16.171	1:15.992	82	18.911	1:15.999
912	5.074	1:23.961	912	13.609	1:17.542	912	21.841	1:17.325	60	21.256	1:15.475
53	5.116	1:24.003	53	14.848	1:17.848	53	23.396	1:17.368	39	28.076	1:15.987
156	5.544	1:24.431	156	16.598	1:18.270	156	26.148	1:17.768	912	29.292	1:16.763
81	5.843	1:24.730	81	18.001	1:18.180	81	26.148	1:17.768	22	29.717	1:16.504
22	6.128	1:25.015	22	15.022	1:16.866	22	22.685	1:16.670	156	30.266	1:17.058
39	6.633	1:25.520	39	14.051	1:16.122	39	21.864	1:16.944	53	30.776	1:16.534
40	7.379	1:26.266	40	16.598	1:17.743	40	26.410	1:18.007	40	36.855	1:18.283
21	8.004	1:26.891	21	18.001	1:18.180	21	28.370	1:18.476	81	36.972	1:18.648
194	8.710	1:27.597	194	20.069	1:19.277	194	29.742	1:17.845	21	38.436	1:18.097
818	8.742	1:27.629	818	19.195	1:18.221	818	29.350	1:18.266	818	38.964	1:17.748
100	9.017	1:27.904	100	20.069	1:19.277	100	29.742	1:17.845	100	39.410	1:17.823
118	9.714	1:28.601	118	20.069	1:19.277	118	29.742	1:17.845	194	43.516	1:18.403
2	10.100	1:28.987	2	25.988	1:21.914	2	41.505	1:20.864	42	51.925	1:19.714
57	10.340	1:29.227	57	26.357	1:21.973	57	40.738	1:19.969	57	55.213	1:20.110
42	11.048	1:29.935	42	24.731	1:20.090	42	37.821	1:19.874	88	55.734	1:20.269
88	11.512	1:30.399	88	26.603	1:21.581	88	41.728	1:20.441	2	56.428	1:20.114
188	12.326	1:31.213	188	27.560	1:20.898	188	42.575	1:20.592	188	57.936	1:20.275
8	13.272	1:32.159	8	30.445	1:20.766	8	49.616	1:21.281	83	1:05.156	1:21.482
333	13.390	1:32.277	333	34.150	1:23.231	333	53.668	1:22.270	18	1:06.013	1:20.911
107	13.805	1:32.692	107	31.459	1:22.411	107	48.947	1:21.719	107	1:06.019	1:21.690
83	13.949	1:32.836	83	32.225	1:22.362	83	48.052	1:22.029	8	1:07.059	1:21.520
891	15.413	1:34.300	891	41.702	1:27.955	891	1:07.296	1:25.696			
184	18.152	1:37.039	184	40.560	1:24.751	184	1:01.342	1:23.138			
18	18.542	1:37.429									

LAP 2 @ 15:41:52.432			LAP 4 @ 15:44:18.501			LAP 6 @ 15:46:44.841			LAP 8 @ 15:49:10.977		
NO	BEHIND	LAP TIME	NO	BEHIND	LAP TIME	NO	BEHIND	LAP TIME	NO	BEHIND	LAP TIME
16		1:13.531	16		1:12.986	16		1:13.099	16		1:13.286
84	1.429	1:14.224	84	3.606	1:14.100	84	7.062	1:15.094	333	1 Lap	1:22.835
46	4.373	1:16.157	46	9.071	1:15.086	46	13.659	1:16.053	184	1 Lap	1:24.281
17	4.752	1:15.927	17	9.508	1:14.932	17	13.967	1:16.015	84	11.596	1:15.697
82	5.269	1:16.218	82	10.967	1:15.546	82	15.762	1:15.491	46	18.522	1:15.539
60	7.446	1:16.465	60	13.420	1:15.807	60	18.631	1:15.559	891	1 Lap	1:25.392
912	9.150	1:17.607	912	17.757	1:17.134	912	24.939	1:16.174	17	18.852	1:15.468
156	9.596	1:17.583	156	18.609	1:17.605	156	26.058	1:16.813	82	20.874	1:15.249
53	10.083	1:18.498	53	19.256	1:17.220	53	27.092	1:16.795	60	23.748	1:15.778
81	10.812	1:18.500	81	21.621	1:18.608	81	31.174	1:18.125	39	30.995	1:16.205
39	11.012	1:17.910	39	18.161	1:17.096	39	24.939	1:16.174	22	33.585	1:17.154
22	11.239	1:18.642	22	19.256	1:17.220	22	26.063	1:16.477	912	33.721	1:17.715
40	11.938	1:18.090	40	21.644	1:18.032	40	31.422	1:18.111	156	34.016	1:17.036
21	12.904	1:18.431	21	23.135	1:18.120	21	33.189	1:17.918	53	34.178	1:16.688
194	13.875	1:18.696	194	26.038	1:18.955	194	37.963	1:18.910	40	41.133	1:17.564
818	14.057	1:18.846	818	24.325	1:18.116	818	34.066	1:17.815	81	41.882	1:18.196
100	14.410	1:18.924	100	25.138	1:17.918	100	34.437	1:17.794	21	42.682	1:17.532
118	16.126	1:19.943	118	23.135	1:18.120	118	33.189	1:17.918	818	42.995	1:17.317
2	17.157	1:20.588	2	33.882	1:20.880	2	49.164	1:20.758	100	43.544	1:17.420
57	17.467	1:20.658	57	34.010	1:20.639	57	47.953	1:20.314	194	48.240	1:18.010
42	17.724	1:20.207	42	31.188	1:19.443	42	45.061	1:20.339	42	58.475	1:19.836
88	18.105	1:20.124	88	34.528	1:20.911	88	48.315	1:19.686	57	1:01.700	1:19.773
188	19.745	1:20.950	188	35.224	1:20.650	188	50.511	1:21.035	88	1:02.424	1:19.976
107	22.131	1:21.857	107	40.469	1:21.996	107	57.179	1:21.331	2	1:03.359	1:20.217
83	22.762	1:22.344	83	39.264	1:21.805	83	56.524	1:21.571	188	1:04.600	1:19.950
8	22.946	1:23.205	8	41.576	1:22.337	8	58.389	1:21.872	83	1:12.965	1:21.095
333	24.002	1:24.143	333	44.639	1:23.475	333	1:03.681	1:23.112	18	1:13.091	1:20.364
18	25.989	1:20.978	184	51.445	1:23.871	184	1:11.905	1:23.662	107	1:14.609	1:21.876
891	26.830	1:24.948							8	1:15.400	1:21.627

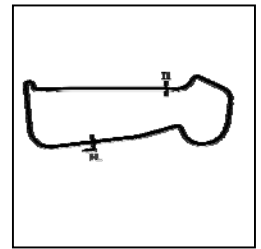
Weather / Track : Bright / Dry

Snetterton 200  
Circuit Length = 1.9840 miles  
Start: 15:39 Flag 15:49 End: 15:50

# BMCRC - MRO Championships 2018 - Rnd 8 @ Snetterton 200

Team Respro MRO 600 inc Clubman 600 & L&W Contractors Rookie 600

## RACE 12 - SECTOR ANALYSIS



SECTOR 1 = FL to I1, SECTOR 2 = I1 to FL, DIFF = Difference To Personal Best Lap, P = Crossed Finish Line in Pit Lane, D = Time Disallowed

P1 16		Luke HOPKINS		Yamaha - Hopkins Racing		
IDEAL LAP TIME : 1:12.768		BEST LAP TIME : 1:12.850		DIFFERENCE : 0.082		
LAP	SECTOR 1	SECTOR 2	LAP TIME	MPH	DIFF	TIME OF DAY
1 -		39.524	1:18.887	90.54	6.037	15:40:38.901
2 -	34.602	38.929	1:13.531	97.13	0.681	15:41:52.432
3 -	<b>34.230</b>	38.853	1:13.083 (3)	97.73	0.233	15:43:05.515
4 -	34.259	38.727	1:12.986 (2)	97.86	0.136	15:44:18.501
5 -	34.434	38.807	1:13.241	97.52	0.391	15:45:31.742
6 -	34.382	38.717	1:13.099	97.71	0.249	15:46:44.841
7 -	34.312	<b>38.538</b>	<b>1:12.850 (1)</b>	<b>98.04</b>		<b>15:47:57.691</b>
8 -	34.426	38.860	1:13.286	97.46	0.436	15:49:10.977

P2 84 C		Ben WOTTON		Triumph - JJR Triumph/ RJS Services		
IDEAL LAP TIME : 1:13.695		BEST LAP TIME : 1:14.100		DIFFERENCE : 0.405		
LAP	SECTOR 1	SECTOR 2	LAP TIME	MPH	DIFF	TIME OF DAY
1 -		39.590	1:19.623	89.70	5.523	15:40:39.637
2 -	34.912	<b>39.312</b>	1:14.224 (3)	96.22	0.124	15:41:53.861
3 -	34.692	39.454	1:14.146 (2)	96.33	0.046	15:43:08.007
4 -	<b>34.383</b>	39.717	<b>1:14.100 (1)</b>	<b>96.39</b>		<b>15:44:22.107</b>
5 -	34.814	39.888	1:14.702	95.61	0.602	15:45:36.809
6 -	35.144	39.950	1:15.094	95.11	0.994	15:46:51.903
7 -	34.880	40.093	1:14.973	95.26	0.873	15:48:06.876
8 -	35.120	40.577	1:15.697	94.35	1.597	15:49:22.573

P3 46		Harry ROWLINGS		Triumph - Bernard Elliott racing / Steve Jordan motorcycles		
IDEAL LAP TIME : 1:14.875		BEST LAP TIME : 1:14.875		DIFFERENCE : 0.000		
LAP	SECTOR 1	SECTOR 2	LAP TIME	MPH	DIFF	TIME OF DAY
1 -		40.255	1:20.634	88.57	5.759	15:40:40.648
2 -	35.820	40.337	1:16.157	93.78	1.282	15:41:56.805
3 -	35.489	40.192	1:15.681	94.37	0.806	15:43:12.486
4 -	34.939	40.147	1:15.086 (2)	95.12	0.211	15:44:27.572
5 -	<b>34.823</b>	<b>40.052</b>	<b>1:14.875 (1)</b>	<b>95.39</b>		<b>15:45:42.447</b>
6 -	35.850	40.203	1:16.053	93.91	1.178	15:46:58.500
7 -	35.154	40.306	1:15.460 (3)	94.65	0.585	15:48:13.960
8 -	35.169	40.370	1:15.539	94.55	0.664	15:49:29.499

P4 17 C		Philip BAKER		Triumph - Ashford accident repair centre		
IDEAL LAP TIME : 1:14.784		BEST LAP TIME : 1:14.784		DIFFERENCE : 0.000		
LAP	SECTOR 1	SECTOR 2	LAP TIME	MPH	DIFF	TIME OF DAY
1 -		40.573	1:21.243	87.91	6.459	15:40:41.257
2 -	35.502	40.425	1:15.927	94.07	1.143	15:41:57.184
3 -	35.701	40.192	1:15.893	94.11	1.109	15:43:13.077
4 -	34.986	39.946	1:14.932 (2)	95.32	0.148	15:44:28.009
5 -	<b>34.923</b>	<b>39.861</b>	<b>1:14.784 (1)</b>	<b>95.50</b>		<b>15:45:42.793</b>
6 -	35.827	40.188	1:16.015	93.96	1.231	15:46:58.808
7 -	35.595	39.958	1:15.553	94.53	0.769	15:48:14.361
8 -	35.060	40.408	1:15.468 (3)	94.64	0.684	15:49:29.829

P5 82 C		Andrew SMITH		Kawasaki - 5 Club Racing		
IDEAL LAP TIME : 1:15.175		BEST LAP TIME : 1:15.249		DIFFERENCE : 0.074		
LAP	SECTOR 1	SECTOR 2	LAP TIME	MPH	DIFF	TIME OF DAY
1 -		40.696	1:21.469	87.67	6.220	15:40:41.483
2 -	35.469	40.749	1:16.218	93.71	0.969	15:41:57.701
3 -	35.693	40.528	1:16.221	93.70	0.972	15:43:13.922
4 -	35.100	40.446	1:15.546 (3)	94.54	0.297	15:44:29.468
5 -	35.208	40.436	1:15.644	94.42	0.395	15:45:45.112
6 -	35.242	<b>40.249</b>	1:15.491 (2)	94.61	0.242	15:47:00.603
7 -	35.485	40.514	1:15.999	93.98	0.750	15:48:16.602
8 -	<b>34.926</b>	40.323	<b>1:15.249 (1)</b>	<b>94.91</b>		<b>15:49:31.851</b>

Weather / Track : Bright / Dry

Snetterton 200

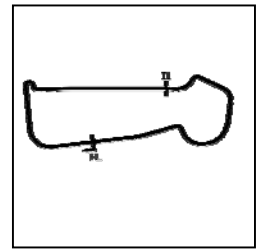
Circuit Length = 1.9840 miles

Start: 15:39 Flag 15:49 End: 15:50

# BMCRC - MRO Championships 2018 - Rnd 8 @ Snetterton 200

Team Respro MRO 600 inc Clubman 600 & L&W Contractors Rookie 600

## RACE 12 - SECTOR ANALYSIS



SECTOR 1 = FL to I1, SECTOR 2 = I1 to FL, DIFF = Difference To Personal Best Lap, P = Crossed Finish Line in Pit Lane, D = Time Disallowed

P6 60 C		Jack YOUNGE		Yamaha - Chase Timber Products			
IDEAL LAP TIME : 1:15.356		BEST LAP TIME : 1:15.475		DIFFERENCE : 0.119			
LAP	SECTOR 1	SECTOR 2	LAP TIME	MPH	DIFF	TIME OF DAY	
1 -		41.413	1:23.399	85.64	7.924	15:40:43.413	
2 -	35.747	40.718	1:16.465	93.40	0.990	15:41:59.878	
3 -	35.782	40.454	1:16.236	93.68	0.761	15:43:16.114	
4 -	35.715	40.092	1:15.807	94.22	0.332	15:44:31.921	
5 -	35.750	40.242	1:15.992	93.99	0.517	15:45:47.913	
6 -	<b>35.327</b>	40.232	1:15.559 (2)	94.52	0.084	15:47:03.472	
7 -	35.446	<b>40.029</b>	<b>1:15.475 (1)</b>	<b>94.63</b>		<b>15:48:18.947</b>	
8 -	35.454	40.324	1:15.778 (3)	94.25	0.303	15:49:34.725	

P7 39 R		Max MORGAN		Kawasaki - MSS PERFORMANCE			
IDEAL LAP TIME : 1:15.941		BEST LAP TIME : 1:15.987		DIFFERENCE : 0.046			
LAP	SECTOR 1	SECTOR 2	LAP TIME	MPH	DIFF	TIME OF DAY	
1 -		42.034	1:25.520	83.51	9.533	15:40:45.534	
2 -	36.400	41.510	1:17.910	91.67	1.923	15:42:03.444	
3 -	35.338	40.784	1:16.122 (2)	93.83	0.135	15:43:19.566	
4 -	35.834	41.262	1:17.096	92.64	1.109	15:44:36.662	
5 -	35.720	41.224	1:16.944	92.82	0.957	15:45:53.606	
6 -	35.359	40.815	1:16.174 (3)	93.76	0.187	15:47:09.780	
7 -	35.296	<b>40.691</b>	<b>1:15.987 (1)</b>	<b>93.99</b>		<b>15:48:25.767</b>	
8 -	<b>35.250</b>	40.955	1:16.205	93.72	0.218	15:49:41.972	

P8 22 C		Del DOWDS		Yamaha - Sublime Designs Racing			
IDEAL LAP TIME : 1:16.339		BEST LAP TIME : 1:16.477		DIFFERENCE : 0.138			
LAP	SECTOR 1	SECTOR 2	LAP TIME	MPH	DIFF	TIME OF DAY	
1 -		41.923	1:25.015	84.01	8.538	15:40:45.029	
2 -	36.668	41.974	1:18.642	90.82	2.165	15:42:03.671	
3 -	35.962	40.904	1:16.866	92.92	0.389	15:43:20.537	
4 -	35.937	41.283	1:17.220	92.49	0.743	15:44:37.757	
5 -	35.824	40.846	1:16.670 (3)	93.15	0.193	15:45:54.427	
6 -	35.936	<b>40.541</b>	<b>1:16.477 (1)</b>	<b>93.39</b>		<b>15:47:10.904</b>	
7 -	<b>35.798</b>	40.706	1:16.504 (2)	93.36	0.027	15:48:27.408	
8 -	35.908	41.246	1:17.154	92.57	0.677	15:49:44.562	

P9 912 R		Michael WHITE		Yamaha -			
IDEAL LAP TIME : 1:16.637		BEST LAP TIME : 1:16.637		DIFFERENCE : 0.000			
LAP	SECTOR 1	SECTOR 2	LAP TIME	MPH	DIFF	TIME OF DAY	
1 -		41.741	1:23.961	85.06	7.324	15:40:43.975	
2 -	36.180	41.427	1:17.607	92.03	0.970	15:42:01.582	
3 -	36.226	41.316	1:17.542	92.11	0.905	15:43:19.124	
4 -	35.863	41.271	1:17.134 (3)	92.59	0.497	15:44:36.258	
5 -	36.029	41.296	1:17.325	92.37	0.688	15:45:53.583	
6 -	<b>35.787</b>	<b>40.850</b>	<b>1:16.637 (1)</b>	<b>93.19</b>		<b>15:47:10.220</b>	
7 -	35.909	40.854	1:16.763 (2)	93.04	0.126	15:48:26.983	
8 -	35.963	41.752	1:17.715	91.90	1.078	15:49:44.698	

P10 156 C		Michael STONE		Kawasaki -			
IDEAL LAP TIME : 1:16.704		BEST LAP TIME : 1:16.813		DIFFERENCE : 0.109			
LAP	SECTOR 1	SECTOR 2	LAP TIME	MPH	DIFF	TIME OF DAY	
1 -		41.991	1:24.431	84.59	7.618	15:40:44.445	
2 -	36.094	41.489	1:17.583	92.06	0.770	15:42:02.028	
3 -	36.282	41.195	1:17.477	92.18	0.664	15:43:19.505	
4 -	36.375	41.230	1:17.605	92.03	0.792	15:44:37.110	
5 -	<b>35.953</b>	41.023	1:16.976 (2)	92.78	0.163	15:45:54.086	
6 -	36.062	<b>40.751</b>	<b>1:16.813 (1)</b>	<b>92.98</b>		<b>15:47:10.899</b>	
7 -	36.049	41.009	1:17.058	92.69	0.245	15:48:27.957	

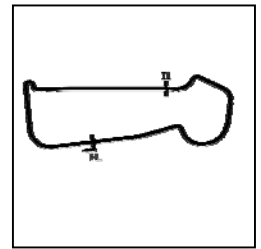
Weather / Track : Bright / Dry

Snetterton 200  
 Circuit Length = 1.9840 miles  
 Start: 15:39 Flag 15:49 End: 15:50

# BMCRC - MRO Championships 2018 - Rnd 8 @ Snetterton 200

Team Respro MRO 600 inc Clubman 600 & L&W Contractors Rookie 600

## RACE 12 - SECTOR ANALYSIS



SECTOR 1 = FL to I1, SECTOR 2 = I1 to FL, DIFF = Difference To Personal Best Lap, P = Crossed Finish Line in Pit Lane, D = Time Disallowed

8 - 36.069 40.967 1:17.036 (3) 92.71 0.223 15:49:44.993

P11 53 C		Jason SIGGS		Yamaha - J Siggs Construction			
IDEAL LAP TIME : 1:16.513		BEST LAP TIME : 1:16.534		DIFFERENCE : 0.021			
LAP	SECTOR 1	SECTOR 2	LAP TIME	MPH	DIFF	TIME OF DAY	
1 -		42.134	1:24.003	85.02	7.469	15:40:44.017	
2 -	37.267	41.231	1:18.498	90.99	1.964	15:42:02.515	
3 -	36.288	41.560	1:17.848	91.74	1.314	15:43:20.363	
4 -	35.944	41.463	1:17.407	92.27	0.873	15:44:37.770	
5 -	36.525	40.843	1:17.368	92.31	0.834	15:45:55.138	
6 -	35.953	<b>40.842</b>	1:16.795 (3)	93.00	0.261	15:47:11.933	
7 -	<b>35.671</b>	40.863	<b>1:16.534 (1)</b>	<b>93.32</b>		<b>15:48:28.467</b>	
8 -	35.806	40.882	1:16.688 (2)	93.13	0.154	15:49:45.155	

P12 40		David SHELVEY		Suzuki - ymark.com			
IDEAL LAP TIME : 1:17.564		BEST LAP TIME : 1:17.564		DIFFERENCE : 0.000			
LAP	SECTOR 1	SECTOR 2	LAP TIME	MPH	DIFF	TIME OF DAY	
1 -		42.171	1:26.266	82.79	8.702	15:40:46.280	
2 -	36.634	41.456	1:18.090	91.46	0.526	15:42:04.370	
3 -	36.582	41.161	1:17.743 (2)	91.87	0.179	15:43:22.113	
4 -	36.594	41.438	1:18.032	91.53	0.468	15:44:40.145	
5 -	36.782	41.225	1:18.007 (3)	91.56	0.443	15:45:58.152	
6 -	36.518	41.593	1:18.111	91.44	0.547	15:47:16.263	
7 -	36.699	41.584	1:18.283	91.23	0.719	15:48:34.546	
8 -	<b>36.481</b>	<b>41.083</b>	<b>1:17.564 (1)</b>	<b>92.08</b>		<b>15:49:52.110</b>	

P13 81 C		Liam DUFFETT		Triumph -			
IDEAL LAP TIME : 1:17.768		BEST LAP TIME : 1:17.768		DIFFERENCE : 0.000			
LAP	SECTOR 1	SECTOR 2	LAP TIME	MPH	DIFF	TIME OF DAY	
1 -		42.253	1:24.730	84.29	6.962	15:40:44.744	
2 -	36.576	41.924	1:18.500	90.98	0.732	15:42:03.244	
3 -	36.658	41.612	1:18.270	91.25	0.502	15:43:21.514	
4 -	36.224	42.384	1:18.608	90.86	0.840	15:44:40.122	
5 -	<b>36.160</b>	<b>41.608</b>	<b>1:17.768 (1)</b>	<b>91.84</b>		<b>15:45:57.890</b>	
6 -	36.228	41.897	1:18.125 (2)	91.42	0.357	15:47:16.015	
7 -	36.448	42.200	1:18.648	90.81	0.880	15:48:34.663	
8 -	36.411	41.785	1:18.196 (3)	91.34	0.428	15:49:52.859	

P14 21 R		Nick WHITCHER		Yamaha -			
IDEAL LAP TIME : 1:17.532		BEST LAP TIME : 1:17.532		DIFFERENCE : 0.000			
LAP	SECTOR 1	SECTOR 2	LAP TIME	MPH	DIFF	TIME OF DAY	
1 -		42.576	1:26.891	82.20	9.359	15:40:46.905	
2 -	36.702	41.729	1:18.431	91.06	0.899	15:42:05.336	
3 -	36.279	41.901	1:18.180	91.36	0.648	15:43:23.516	
4 -	36.386	41.734	1:18.120	91.43	0.588	15:44:41.636	
5 -	36.777	41.699	1:18.476	91.01	0.944	15:46:00.112	
6 -	36.262	41.656	1:17.918 (2)	91.66	0.386	15:47:18.030	
7 -	36.341	41.756	1:18.097 (3)	91.45	0.565	15:48:36.127	
8 -	<b>36.116</b>	<b>41.416</b>	<b>1:17.532 (1)</b>	<b>92.12</b>		<b>15:49:53.659</b>	

P15 818 R		Alex BARKER		Yamaha - Courtneys Vehicle Logistics & Barker Woodrow Archit			
IDEAL LAP TIME : 1:17.317		BEST LAP TIME : 1:17.317		DIFFERENCE : 0.000			
LAP	SECTOR 1	SECTOR 2	LAP TIME	MPH	DIFF	TIME OF DAY	
1 -		43.113	1:27.629	81.50	10.312	15:40:47.643	
2 -	36.726	42.120	1:18.846	90.58	1.529	15:42:06.489	
3 -	36.405	41.816	1:18.221	91.31	0.904	15:43:24.710	
4 -	36.328	41.788	1:18.116	91.43	0.799	15:44:42.826	
5 -	36.387	41.879	1:18.266	91.25	0.949	15:46:01.092	
6 -	36.124	41.691	1:17.815 (3)	91.78	0.498	15:47:18.907	

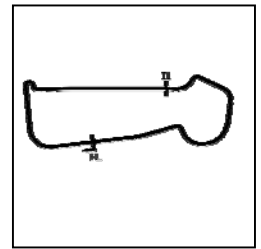
Weather / Track : Bright / Dry

Snetterton 200  
Circuit Length = 1.9840 miles  
Start: 15:39 Flag 15:49 End: 15:50

# BMCRC - MRO Championships 2018 - Rnd 8 @ Snetterton 200

Team Respro MRO 600 inc Clubman 600 & L&W Contractors Rookie 600

## RACE 12 - SECTOR ANALYSIS



SECTOR 1 = FL to I1, SECTOR 2 = I1 to FL, DIFF = Difference To Personal Best Lap, P = Crossed Finish Line in Pit Lane, D = Time Disallowed

7 -	36.070	41.678	1:17.748 (2)	91.86	0.431	15:48:36.655
8 -	<b>36.020</b>	<b>41.297</b>	<b>1:17.317 (1)</b>	<b>92.37</b>		<b>15:49:53.972</b>

P16 100 R		Craig HOWTON		Suzuki - Me		
IDEAL LAP TIME : 1:17.263		BEST LAP TIME : 1:17.420		DIFFERENCE : 0.157		
LAP	SECTOR 1	SECTOR 2	LAP TIME	MPH	DIFF	TIME OF DAY
1 -		42.913	1:27.904	81.25	10.484	15:40:47.918
2 -	36.909	42.015	1:18.924	90.49	1.504	15:42:06.842
3 -	36.576	42.303	1:18.879	90.55	1.459	15:43:25.721
4 -	36.612	41.306	1:17.918	91.66	0.498	15:44:43.639
5 -	36.427	41.418	1:17.845	91.75	0.425	15:46:01.484
6 -	<b>36.190</b>	41.604	1:17.794 (2)	91.81	0.374	15:47:19.278
7 -	36.239	41.584	1:17.823 (3)	91.77	0.403	15:48:37.101
8 -	36.347	<b>41.073</b>	<b>1:17.420 (1)</b>	<b>92.25</b>		<b>15:49:54.521</b>

P17 194 R		Liam CRACKNELL		Kawasaki -		
IDEAL LAP TIME : 1:18.010		BEST LAP TIME : 1:18.010		DIFFERENCE : 0.000		
LAP	SECTOR 1	SECTOR 2	LAP TIME	MPH	DIFF	TIME OF DAY
1 -		43.041	1:27.597	81.53	9.587	15:40:47.611
2 -	36.548	42.148	1:18.696 (3)	90.76	0.686	15:42:06.307
3 -	36.700	42.577	1:19.277	90.09	1.267	15:43:25.584
4 -	37.100	41.855	1:18.955	90.46	0.945	15:44:44.539
5 -	36.912	42.443	1:19.355	90.00	1.345	15:46:03.894
6 -	36.633	42.277	1:18.910	90.51	0.900	15:47:22.804
7 -	36.625	41.778	1:18.403 (2)	91.10	0.393	15:48:41.207
8 -	<b>36.390</b>	<b>41.620</b>	<b>1:18.010 (1)</b>	<b>91.55</b>		<b>15:49:59.217</b>

P18 42 R		Michael ATTWOOD		Yamaha - Moremoto		
IDEAL LAP TIME : 1:19.443		BEST LAP TIME : 1:19.443		DIFFERENCE : 0.000		
LAP	SECTOR 1	SECTOR 2	LAP TIME	MPH	DIFF	TIME OF DAY
1 -		44.189	1:29.935	79.41	10.492	15:40:49.949
2 -	37.085	43.122	1:20.207	89.05	0.764	15:42:10.156
3 -	37.107	42.983	1:20.090	89.18	0.647	15:43:30.246
4 -	<b>36.959</b>	<b>42.484</b>	<b>1:19.443 (1)</b>	<b>89.90</b>		<b>15:44:49.689</b>
5 -	37.225	42.649	1:19.874	89.42	0.431	15:46:09.563
6 -	37.286	43.053	1:20.339	88.90	0.896	15:47:29.902
7 -	37.055	42.659	1:19.714 (2)	89.60	0.271	15:48:49.616
8 -	37.055	42.781	1:19.836 (3)	89.46	0.393	15:50:09.452

P19 57 C		Theo RUTTER		Yamaha - Sublime Designs Racing/RRC		
IDEAL LAP TIME : 1:19.578		BEST LAP TIME : 1:19.773		DIFFERENCE : 0.195		
LAP	SECTOR 1	SECTOR 2	LAP TIME	MPH	DIFF	TIME OF DAY
1 -		44.216	1:29.227	80.04	9.454	15:40:49.241
2 -	37.707	42.951	1:20.658	88.55	0.885	15:42:09.899
3 -	37.754	44.219	1:21.973	87.13	2.200	15:43:31.872
4 -	37.628	43.011	1:20.639	88.57	0.866	15:44:52.511
5 -	<b>36.923</b>	43.046	1:19.969 (2)	89.31	0.196	15:46:12.480
6 -	37.659	<b>42.655</b>	1:20.314	88.93	0.541	15:47:32.794
7 -	37.320	42.790	1:20.110 (3)	89.15	0.337	15:48:52.904
8 -	37.101	42.672	<b>1:19.773 (1)</b>	<b>89.53</b>		<b>15:50:12.677</b>

P20 88 C		Michael STANLEY		Triumph -		
IDEAL LAP TIME : 1:19.684		BEST LAP TIME : 1:19.686		DIFFERENCE : 0.002		
LAP	SECTOR 1	SECTOR 2	LAP TIME	MPH	DIFF	TIME OF DAY
1 -		44.183	1:30.399	79.01	10.713	15:40:50.413
2 -	<b>37.162</b>	42.962	1:20.124 (3)	89.14	0.438	15:42:10.537
3 -	37.530	44.051	1:21.581	87.55	1.895	15:43:32.118
4 -	37.633	43.278	1:20.911	88.27	1.225	15:44:53.029
5 -	37.341	43.100	1:20.441	88.79	0.755	15:46:13.470

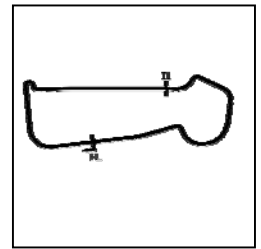
Weather / Track : Bright / Dry

Snetterton 200  
Circuit Length = 1.9840 miles  
Start: 15:39 Flag 15:49 End: 15:50

# BMCRC - MRO Championships 2018 - Rnd 8 @ Snetterton 200

Team Respro MRO 600 inc Clubman 600 & L&W Contractors Rookie 600

## RACE 12 - SECTOR ANALYSIS



SECTOR 1 = FL to I1, SECTOR 2 = I1 to FL, DIFF = Difference To Personal Best Lap, P = Crossed Finish Line in Pit Lane, D = Time Disallowed

6 -	37.164	<b>42.522</b>	<b>1:19.686 (1)</b>	<b>89.63</b>		<b>15:47:33.156</b>
7 -	37.256	43.013	1:20.269	88.98	0.583	15:48:53.425
8 -	37.217	42.759	1:19.976 (2)	89.30	0.290	15:50:13.401

P21 2 R Toby TRUNDLE			Triumph - Harris Motorcycles Ltd - Harlow Essex			
IDEAL LAP TIME : 1:20.030		BEST LAP TIME : 1:20.114		DIFFERENCE : 0.084		
LAP	SECTOR 1	SECTOR 2	LAP TIME	MPH	DIFF	TIME OF DAY
1 -		44.467	1:28.987	80.26	8.873	15:40:49.001
2 -	37.497	43.091	1:20.588 (3)	88.63	0.474	15:42:09.589
3 -	37.875	44.039	1:21.914	87.19	1.800	15:43:31.503
4 -	37.567	43.313	1:20.880	88.31	0.766	15:44:52.383
5 -	37.832	43.032	1:20.864	88.32	0.750	15:46:13.247
6 -	37.614	43.144	1:20.758	88.44	0.644	15:47:34.005
7 -	37.395	<b>42.719</b>	<b>1:20.114 (1)</b>	<b>89.15</b>		<b>15:48:54.119</b>
8 -	<b>37.311</b>	42.906	1:20.217 (2)	89.04	0.103	15:50:14.336

P22 188 R Dawid KRAWIECKI			Yamaha - Code Blue LTD			
IDEAL LAP TIME : 1:19.610		BEST LAP TIME : 1:19.950		DIFFERENCE : 0.340		
LAP	SECTOR 1	SECTOR 2	LAP TIME	MPH	DIFF	TIME OF DAY
1 -		44.513	1:31.213	78.30	11.263	15:40:51.227
2 -	37.685	43.265	1:20.950	88.23	1.000	15:42:12.177
3 -	37.723	43.175	1:20.898	88.29	0.948	15:43:33.075
4 -	37.295	43.355	1:20.650	88.56	0.700	15:44:53.725
5 -	37.323	43.269	1:20.592 (3)	88.62	0.642	15:46:14.317
6 -	37.776	43.259	1:21.035	88.14	1.085	15:47:35.352
7 -	37.634	<b>42.641</b>	1:20.275 (2)	88.97	0.325	15:48:55.627
8 -	<b>36.969</b>	42.981	<b>1:19.950 (1)</b>	<b>89.33</b>		<b>15:50:15.577</b>

P23 83 R Pete CUNNINGHAM			Triumph -			
IDEAL LAP TIME : 1:20.606		BEST LAP TIME : 1:20.766		DIFFERENCE : 0.160		
LAP	SECTOR 1	SECTOR 2	LAP TIME	MPH	DIFF	TIME OF DAY
1 -		45.510	1:32.836	76.93	12.070	15:40:52.850
2 -	38.271	44.073	1:22.344	86.74	1.578	15:42:15.194
3 -	<b>37.371</b>	43.395	<b>1:20.766 (1)</b>	<b>88.43</b>		<b>15:43:35.960</b>
4 -	37.966	43.839	1:21.805	87.31	1.039	15:44:57.765
5 -	37.717	44.312	1:22.029	87.07	1.263	15:46:19.794
6 -	38.089	43.482	1:21.571	87.56	0.805	15:47:41.365
7 -	37.975	43.507	1:21.482 (3)	87.65	0.716	15:49:02.847
8 -	37.860	<b>43.235</b>	1:21.095 (2)	88.07	0.329	15:50:23.942

P24 18 R Jamie THOMAS			Suzuki - Team RubyRacing			
IDEAL LAP TIME : 1:20.284		BEST LAP TIME : 1:20.364		DIFFERENCE : 0.080		
LAP	SECTOR 1	SECTOR 2	LAP TIME	MPH	DIFF	TIME OF DAY
1 -		51.784	1:37.429	73.31	17.065	15:40:57.443
2 -	37.832	43.146	1:20.978	88.20	0.614	15:42:18.421
3 -	37.875	43.347	1:21.222	87.93	0.858	15:43:39.643
4 -	37.788	43.084	1:20.872 (2)	88.31	0.508	15:45:00.515
5 -	37.840	43.506	1:21.346	87.80	0.982	15:46:21.861
6 -	<b>37.644</b>	43.288	1:20.932	88.25	0.568	15:47:42.793
7 -	37.862	43.049	1:20.911 (3)	88.27	0.547	15:49:03.704
8 -	37.724	<b>42.640</b>	<b>1:20.364 (1)</b>	<b>88.87</b>		<b>15:50:24.068</b>

P25 107 R Michael WHEELDON			Triumph -			
IDEAL LAP TIME : 1:21.288		BEST LAP TIME : 1:21.331		DIFFERENCE : 0.043		
LAP	SECTOR 1	SECTOR 2	LAP TIME	MPH	DIFF	TIME OF DAY
1 -		45.108	1:32.692	77.05	11.361	15:40:52.706
2 -	38.190	43.667	1:21.857	87.25	0.526	15:42:14.563
3 -	38.422	43.989	1:22.411	86.66	1.080	15:43:36.974
4 -	38.237	43.759	1:21.996	87.10	0.665	15:44:58.970

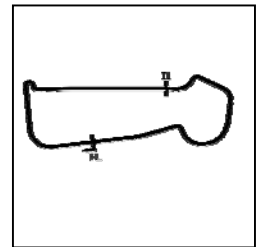
Weather / Track : Bright / Dry

Snetterton 200  
Circuit Length = 1.9840 miles  
Start: 15:39 Flag 15:49 End: 15:50

# BMCRC - MRO Championships 2018 - Rnd 8 @ Snetterton 200

Team Respro MRO 600 inc Clubman 600 & L&W Contractors Rookie 600

## RACE 12 - SECTOR ANALYSIS



SECTOR 1 = FL to I1, SECTOR 2 = I1 to FL, DIFF = Difference To Personal Best Lap, P = Crossed Finish Line in Pit Lane, D = Time Disallowed

5 -	37.768	43.951	1:21.719 (3)	87.40	0.388	15:46:20.689
<b>6 -</b>	<b>37.691</b>	43.640	<b>1:21.331 (1)</b>	<b>87.82</b>		<b>15:47:42.020</b>
7 -	38.078	43.612	1:21.690 (2)	87.43	0.359	15:49:03.710
8 -	38.279	<b>43.597</b>	1:21.876	87.23	0.545	15:50:25.586

P26 8 R		Dave SAUNDERS		Honda -			
IDEAL LAP TIME : 1:21.281		BEST LAP TIME : 1:21.281		DIFFERENCE : 0.000			
LAP	SECTOR 1	SECTOR 2	LAP TIME	MPH	DIFF	TIME OF DAY	
1 -		45.156	1:32.159	77.50	10.878	15:40:52.173	
2 -	39.098	44.107	1:23.205	85.84	1.924	15:42:15.378	
3 -	38.768	43.594	1:22.362	86.72	1.081	15:43:37.740	
4 -	38.620	43.717	1:22.337	86.74	1.056	15:45:00.077	
<b>5 -</b>	<b>37.976</b>	<b>43.305</b>	<b>1:21.281 (1)</b>	<b>87.87</b>		<b>15:46:21.358</b>	
6 -	38.212	43.660	1:21.872	87.24	0.591	15:47:43.230	
7 -	37.990	43.530	1:21.520 (2)	87.61	0.239	15:49:04.750	
8 -	38.073	43.554	1:21.627 (3)	87.50	0.346	15:50:26.377	

P27 333 R		Robert PRICE		Suzuki -			
IDEAL LAP TIME : 1:22.270		BEST LAP TIME : 1:22.270		DIFFERENCE : 0.000			
LAP	SECTOR 1	SECTOR 2	LAP TIME	MPH	DIFF	TIME OF DAY	
1 -		45.145	1:32.277	77.40	10.007	15:40:52.291	
2 -	39.027	45.116	1:24.143	84.88	1.873	15:42:16.434	
3 -	38.281	44.950	1:23.231	85.81	0.961	15:43:39.665	
4 -	38.758	44.717	1:23.475	85.56	1.205	15:45:03.140	
<b>5 -</b>	<b>37.957</b>	<b>44.313</b>	<b>1:22.270 (1)</b>	<b>86.81</b>		<b>15:46:25.410</b>	
6 -	38.513	44.599	1:23.112 (3)	85.93	0.842	15:47:48.522	
7 -	38.151	44.684	1:22.835 (2)	86.22	0.565	15:49:11.357	

P28 184 R		Phillip MCMANAMON		Honda -			
IDEAL LAP TIME : 1:23.138		BEST LAP TIME : 1:23.138		DIFFERENCE : 0.000			
LAP	SECTOR 1	SECTOR 2	LAP TIME	MPH	DIFF	TIME OF DAY	
1 -		46.478	1:37.039	73.60	13.901	15:40:57.053	
2 -	39.072	45.199	1:24.271	84.75	1.133	15:42:21.324	
3 -	39.865	44.886	1:24.751	84.27	1.613	15:43:46.075	
4 -	38.911	44.960	1:23.871 (3)	85.16	0.733	15:45:09.946	
<b>5 -</b>	<b>38.839</b>	<b>44.299</b>	<b>1:23.138 (1)</b>	<b>85.91</b>		<b>15:46:33.084</b>	
6 -	39.114	44.548	1:23.662 (2)	85.37	0.524	15:47:56.746	
7 -	39.284	44.997	1:24.281	84.74	1.143	15:49:21.027	

P29 891 R		Steve BARKHAM		Kawasaki - EWG racing			
IDEAL LAP TIME : 1:24.444		BEST LAP TIME : 1:24.948		DIFFERENCE : 0.504			
LAP	SECTOR 1	SECTOR 2	LAP TIME	MPH	DIFF	TIME OF DAY	
1 -		46.089	1:34.300	75.74	9.352	15:40:54.314	
<b>2 -</b>	<b>39.662</b>	45.286	<b>1:24.948 (1)</b>	<b>84.08</b>		<b>15:42:19.262</b>	
3 -	42.772	45.183	1:27.955	81.20	3.007	15:43:47.217	
4 -	40.293	45.832	1:26.125	82.93	1.177	15:45:13.342	
5 -	40.116	45.580	1:25.696	83.34	0.748	15:46:39.038	
6 -	40.387	<b>44.782</b>	1:25.169 (2)	83.86	0.221	15:48:04.207	
7 -	39.941	45.451	1:25.392 (3)	83.64	0.444	15:49:29.599	

P30 118 C		Jim COYLE		Triumph -			
IDEAL LAP TIME : 1:19.943		BEST LAP TIME : 1:19.943		DIFFERENCE : 0.000			
LAP	SECTOR 1	SECTOR 2	LAP TIME	MPH	DIFF	TIME OF DAY	
1 -		43.789	1:28.601	80.61	8.658	15:40:48.615	
<b>2 -</b>	<b>37.008</b>	<b>42.935</b>	<b>1:19.943 (1)</b>	<b>89.34</b>		<b>15:42:08.558</b>	

Weather / Track : Bright / Dry

Snetterton 200  
Circuit Length = 1.9840 miles  
Start: 15:39 Flag 15:49 End: 15:50

# BMCRC - MRO Championships 2018 - Rnd 8 @ Snetterton 200

Team Respro MRO 600 inc Clubman 600 & L&W Contractors Rookie 600

## RACE 12 - BEST SECTORS

SECTOR 1			SECTOR 2			IDEAL / BEST COMPARISON						
POS	NO	NAME	TIME	NO	NAME	TIME	POS	NO	NAME	IDEAL	BEST	DIFF
									<b>PERFECT LAP</b>	<b>1:12.768</b>		
1	16	HOPKINS	<b>34.230</b>	16	HOPKINS	<b>38.538</b>	1	16	HOPKINS	1:12.768	1:12.850	0.082
2	84	WOTTON	<b>34.383</b>	84	WOTTON	<b>39.312</b>	2	84	WOTTON	1:13.695	1:14.100	0.405
3	46	ROWLINGS	<b>34.823</b>	17	BAKER	<b>39.861</b>	3	17	BAKER	1:14.784	1:14.784	0.000
4	17	BAKER	<b>34.923</b>	60	YOUNGE	<b>40.029</b>	4	46	ROWLINGS	1:14.875	1:14.875	0.000
5	82	SMITH	<b>34.926</b>	46	ROWLINGS	<b>40.052</b>	5	82	SMITH	1:15.175	1:15.249	0.074
6	39	MORGAN	<b>35.250</b>	82	SMITH	<b>40.249</b>	6	60	YOUNGE	1:15.356	1:15.475	0.119
7	60	YOUNGE	<b>35.327</b>	22	DOWDS	<b>40.541</b>	7	39	MORGAN	1:15.941	1:15.987	0.046
8	53	SIGGS	<b>35.671</b>	39	MORGAN	<b>40.691</b>	8	22	DOWDS	1:16.339	1:16.477	0.138
9	912	WHITE	<b>35.787</b>	156	STONE	<b>40.751</b>	9	53	SIGGS	1:16.513	1:16.534	0.021
10	22	DOWDS	<b>35.798</b>	53	SIGGS	<b>40.842</b>	10	912	WHITE	1:16.637	1:16.637	0.000
11	156	STONE	<b>35.953</b>	912	WHITE	<b>40.850</b>	11	156	STONE	1:16.704	1:16.813	0.109
12	818	BARKER	<b>36.020</b>	100	HOWTON	<b>41.073</b>	12	100	HOWTON	1:17.263	1:17.420	0.157
13	21	WHITCHER	<b>36.116</b>	40	SHELVEY	<b>41.083</b>	13	818	BARKER	1:17.317	1:17.317	0.000
14	81	DUFFETT	<b>36.160</b>	818	BARKER	<b>41.297</b>	14	21	WHITCHER	1:17.532	1:17.532	0.000
15	100	HOWTON	<b>36.190</b>	21	WHITCHER	<b>41.416</b>	15	40	SHELVEY	1:17.564	1:17.564	0.000
16	194	CRACKNELL	<b>36.390</b>	81	DUFFETT	<b>41.608</b>	16	81	DUFFETT	1:17.768	1:17.768	0.000
17	40	SHELVEY	<b>36.481</b>	194	CRACKNELL	<b>41.620</b>	17	194	CRACKNELL	1:18.010	1:18.010	0.000
18	57	RUTTER	<b>36.923</b>	42	ATTWOOD	<b>42.484</b>	18	42	ATTWOOD	1:19.443	1:19.443	0.000
19	42	ATTWOOD	<b>36.959</b>	88	STANLEY	<b>42.522</b>	19	57	RUTTER	1:19.578	1:19.773	0.195
20	188	KRAWIECKI	<b>36.969</b>	18	THOMAS	<b>42.640</b>	20	188	KRAWIECKI	1:19.610	1:19.950	0.340
21	118	COYLE	<b>37.008</b>	188	KRAWIECKI	<b>42.641</b>	21	88	STANLEY	1:19.684	1:19.686	0.002
22	88	STANLEY	<b>37.162</b>	57	RUTTER	<b>42.655</b>	22	118	COYLE	1:19.943	1:19.943	0.000
23	2	TRUNDLE	<b>37.311</b>	2	TRUNDLE	<b>42.719</b>	23	2	TRUNDLE	1:20.030	1:20.114	0.084
24	83	CUNNINGHAM	<b>37.371</b>	118	COYLE	<b>42.935</b>	24	18	THOMAS	1:20.284	1:20.364	0.080
25	18	THOMAS	<b>37.644</b>	83	CUNNINGHAM	<b>43.235</b>	25	83	CUNNINGHAM	1:20.606	1:20.766	0.160
26	107	WHEELDON	<b>37.691</b>	8	SAUNDERS	<b>43.305</b>	26	8	SAUNDERS	1:21.281	1:21.281	0.000
27	333	PRICE	<b>37.957</b>	107	WHEELDON	<b>43.597</b>	27	107	WHEELDON	1:21.288	1:21.331	0.043
28	8	SAUNDERS	<b>37.976</b>	184	MCMANAMON	<b>44.299</b>	28	333	PRICE	1:22.270	1:22.270	0.000
29	184	MCMANAMON	<b>38.839</b>	333	PRICE	<b>44.313</b>	29	184	MCMANAMON	1:23.138	1:23.138	0.000
30	891	BARKHAM	<b>39.662</b>	891	BARKHAM	<b>44.782</b>	30	891	BARKHAM	1:24.444	1:24.948	0.504

Weather / Track : Bright / Dry

Results can be found at [www.tsl-timing.com](http://www.tsl-timing.com)

Snetterton 200

Circuit Length = 1.9840 miles

Start: 15:39 Flag 15:49 End: 15:50

Printed - 15:51 Saturday, 25 August 2018

# BMCRC - MRO Championships 2018 - Rnd 8 @ Snetterton 200

## Team Respro MRO 600 inc Clubman 600 & L&W Contractors Rookie 600

### RACE 3 - GRID (10 Laps)

ROW 12	1		1		34	105 Benjamin STONARD						
ROW 11		33	69 Robert WINDEATT	32	56 Michael MILLS	31	75 James HOARE					
ROW 10		1:24.948	30	891 Steve BARKHAM	1:23.138	29	184 Phillip MCMANAMON	1:22.270	28	333 Robert PRICE		
ROW 9			1:21.331	27	107 Michael WHEELDON		1:21.281	26	8 Dave SAUNDERS	1:20.766	25	83 Pete CUNNINGHAM
ROW 8		1:20.364	24	18 Jamie THOMAS	1:20.114	23	2 Toby TRUNDLE	1:19.950	22	188 Dawid KRAWIECKI		
ROW 7			1:19.943	21	118 Jim COYLE		1:19.773	20	57 Theo RUTTER	1:19.686	19	88 Michael STANLEY
ROW 6		1:19.443	18	42 Michael ATTWOOD	1:18.010	17	194 Liam CRACKNELL	1:17.768	16	81 Liam DUFFETT		
ROW 5			1:17.564	15	40 David SHELVEY		1:17.532	14	21 Nick WHITCHER	1:17.420	13	100 Craig HOWTON
ROW 4		1:17.317	12	818 Alex BARKER	1:16.813	11	156 Michael STONE	1:16.637	10	912 Michael WHITE		
ROW 3			1:16.534	9	53 Jason SIGGS		1:16.477	8	22 Del DOWDS	1:15.987	7	39 Max MORGAN
ROW 2		1:15.475	6	60 Jack YOUNGE	1:15.249	5	82 Andrew SMITH	1:14.875	4	46 Harry ROWLINGS		
ROW 1			1:14.784	3	17 Philip BAKER		1:14.100	2	84 Ben WOTTON	1:12.850	1	16 Luke HOPKINS
												<b>Pole</b>

Snetterton 200  
Circuit Length = 1.9840 miles

These results are provisional until the conclusion of any judicial and technical matters.

Clerk Of Course :	Timekeeper :
-------------------	--------------

Results can be found at [www.tsl-timing.com](http://www.tsl-timing.com)

Printed - 15:53 Saturday, 25 August 2018



# BMCRC - MRO Championships 2018 - Rnd 8 @ Snetterton 200

## Team Respro MRO 600 inc Clubman 600 & L&W Contractors Rookie 600

### RACE 3 - CLASSIFICATION

POS	NO	CL	PIC NAME	ENTRY	LAPS	TIME	GAP	DIFF	MPH	BEST	ON
1	84	C	1 Ben WOTTON	Triumph - JJR Triumph/ RJS Services	10	12:39.470			94.04	1:14.168	5
2	46		1 Harry ROWLINGS	Triumph - Bernard Elliott racing / Steve Jordan moto	10	12:45.415	5.945	5.945	93.31	1:15.452	7
3	17	C	2 Philip BAKER	Triumph - Ashford accident repair centre	10	12:45.815	6.345	0.400	93.26	1:15.424	8
4	82	C	3 Andrew SMITH	Kawasaki - 5 Club Racing	10	12:51.864	12.394	6.049	92.53	1:15.551	8
5	912	R	1 Michael WHITE	Yamaha -	10	12:54.050	14.580	2.186	92.27	1:16.583	2
6	39	R	2 Max MORGAN	Kawasaki - MSS PERFORMANCE	10	12:54.054	14.584	0.004	92.27	1:15.431	8
7	60	C	4 Jack YOUNGE	Yamaha - Chase Timber Products	10	12:54.527	15.057	0.473	92.21	1:15.768	8
8	22	C	5 Del DOWDS	Yamaha - Sublime Designs Racing	10	13:04.594	25.124	10.067	91.03	1:16.860	10
9	40		2 David SHELVEY	Suzuki - ymark.com	10	13:05.095	25.625	0.501	90.97	1:16.991	10
10	21	R	3 Nick WHITCHER	Yamaha -	10	13:05.363	25.893	0.268	90.94	1:16.751	8
11	100	R	4 Craig HOWTON	Suzuki - Me	10	13:10.819	31.349	5.456	90.31	1:17.189	8
12	156	C	6 Michael STONE	Kawasaki -	10	13:11.827	32.357	1.008	90.20	1:17.461	2
13	818	R	5 Alex BARKER	Yamaha - Courtneys Vehicle Logistics & Barker Wo	10	13:15.587	36.117	3.760	89.77	1:17.929	10
14	194	R	6 Liam CRACKNELL	Kawasaki -	10	13:16.126	36.656	0.539	89.71	1:17.874	10
15	81	C	7 Liam DUFFETT	Triumph -	10	13:17.124	37.654	0.998	89.60	1:17.939	8
16	56		3 Michael MILLS	Yamaha - A51 Racing	10	13:26.534	47.064	9.410	88.55	1:18.415	8
17	2	R	7 Toby TRUNDLE	Triumph - Harris Motorcycles Ltd - Harlow Essex	10	13:28.277	48.807	1.743	88.36	1:18.516	7
18	57	C	8 Theo RUTTER	Yamaha - Sublime Designs Racing/RRC	10	13:28.586	49.116	0.309	88.33	1:19.568	10
19	188	R	8 Dawid KRAWIECKI	Yamaha - Code Blue LTD	10	13:31.176	51.706	2.590	88.05	1:18.694	9
20	107	R	9 Michael WHEELDON	Triumph -	10	13:31.316	51.846	0.140	88.03	1:19.359	9
21	42	R	10 Michael ATTWOOD	Yamaha - Moremoto	10	13:33.762	54.292	2.446	87.77	1:18.519	9
22	8	R	11 Dave SAUNDERS	Honda -	9	12:45.468	1 Lap	1 Lap	83.97	1:22.421	7
23	891	R	12 Steve BARKHAM	Kawasaki - EWG racing	9	12:47.519	1 Lap	2.051	83.75	1:22.867	9
24	184	R	13 Phillip MCMANAMON	Honda -	9	12:48.725	1 Lap	1.206	83.62	1:23.323	7
25	333	R	14 Robert PRICE	Suzuki -	9	12:50.374	1 Lap	1.649	83.44	1:23.349	7

#### NOT CLASSIFIED

DNF	53	C	Jason SIGGS	Yamaha - J Siggs Construction	9	11:49.310	1 Lap		90.62	1:16.369	9
DNF	18	R	Jamie THOMAS	Suzuki - Team RubyRacing	8	10:54.722	2 Laps	1 Lap	87.27	1:19.706	7
DNF	16		Luke HOPKINS	Yamaha - Hopkins Racing	0						

#### FASTEST LAP

84	C	Ben WOTTON	Triumph - JJR Triumph/ RJS Services	5	1:14.168	96.30 mph	154.98 kph
39	R	Max MORGAN	Kawasaki - MSS PERFORMANCE	8	1:15.431	94.68 mph	152.38 kph
46		Harry ROWLINGS	Triumph - Bernard Elliott racing / Steve Jordan moto	7	1:15.452	94.66 mph	152.34 kph

Class C - 92.5% of Race Speed = 86.98 mph

Class - 92.5% of Race Speed = 86.31 mph

Class R - 92.5% of Race Speed = 85.34 mph

Snetterton 200

Circuit Length = 1.9840 miles

Start: 10:03 Flag 10:15 End: 10:17

Weather / Track : Overcast / Dry

These results are provisional until the conclusion of any judicial and technical matters.

Clerk Of Course :	Timekeeper :
-------------------	--------------

Results can be found at [www.tsl-timing.com](http://www.tsl-timing.com)

Printed - 10:17 Sunday, 26 August 2018



**BMCRC - MRO Championships 2018 - Rnd 8 @ Snetterton 200**

**Team Respro MRO 600 inc Clubman 600 & L&W Contractors Rookie 600**

**RACE 3 - LAP CHART**

<b>LAP 1 @ 10:04:37.535</b>		
NO	BEHIND	LAP TIME

46		1:21.694
84	0.110	1:21.804
17	0.665	1:22.359
912	1.258	1:22.952
82	1.475	1:23.169
39	2.876	1:24.570
60	2.910	1:24.604
22	3.459	1:25.153
21	3.987	1:25.681
53	4.310	1:26.004
40	5.112	1:26.806
100	5.255	1:26.949
156	5.265	1:26.959
818	6.226	1:27.920
81	6.538	1:28.232
194	7.063	1:28.757
2	7.464	1:29.158
188	7.469	1:29.163
57	7.788	1:29.482
107	8.406	1:30.100
56	8.487	1:30.181
42	8.492	1:30.186
18	9.176	1:30.870
8	10.479	1:32.173
891	11.552	1:33.246
333	12.203	1:33.897
184	13.328	1:35.022

<b>LAP 2 @ 10:05:53.120</b>		
NO	BEHIND	LAP TIME

84		1:15.475
46	0.422	1:16.007
17	1.036	1:15.956
912	2.256	1:16.583
82	2.575	1:16.685
60	5.049	1:17.724
39	5.271	1:17.980
22	5.338	1:17.464
53	6.210	1:17.485
21	6.428	1:18.026
156	7.141	1:17.461
40	8.389	1:18.862
100	8.827	1:19.157
818	9.641	1:19.000
81	10.101	1:19.148
194	10.533	1:19.055
2	10.733	1:18.854
57	12.648	1:20.445
56	13.000	1:20.098
107	13.764	1:20.943
188	14.726	1:22.842
42	14.774	1:21.867
18	14.838	1:21.247
8	18.683	1:23.789
891	20.701	1:24.734
333	21.049	1:24.431
184	22.370	1:24.627

<b>LAP 3 @ 10:07:07.377</b>		
NO	BEHIND	LAP TIME

84		1:14.257
----	--	----------

46	1.980	1:15.815
17	2.448	1:15.669
912	4.681	1:16.682
82	4.786	1:16.468
39	8.093	1:17.079
60	8.288	1:17.496
22	10.576	1:19.495
53	10.604	1:18.651
21	11.062	1:18.891
156	11.075	1:18.191
40	11.989	1:17.857
100	13.087	1:18.517
818	14.176	1:18.792
194	14.710	1:18.434
81	15.160	1:19.316
2	15.415	1:18.939
57	18.869	1:20.478
56	19.137	1:20.394
107	19.646	1:20.139
188	21.029	1:20.560
42	21.386	1:20.869
18	21.740	1:21.159
8	27.589	1:23.163
891	32.155	1:25.711
333	32.267	1:25.475
184	32.477	1:24.364

<b>LAP 4 @ 10:08:21.975</b>		
NO	BEHIND	LAP TIME

84		1:14.598
46	3.449	1:16.067
17	3.927	1:16.077
912	7.115	1:17.032
82	7.533	1:17.345
39	10.337	1:16.842
60	10.411	1:16.721
22	14.643	1:18.665
53	14.790	1:18.784
21	15.071	1:18.607
156	15.135	1:18.658
40	15.230	1:17.839
100	16.509	1:18.020
818	17.929	1:18.351
194	18.809	1:18.697
81	19.938	1:19.376
2	20.022	1:19.205
57	23.968	1:19.697
56	24.488	1:19.949
107	24.882	1:19.834
188	26.800	1:20.369
42	26.994	1:20.206
18	27.365	1:20.223
8	35.468	1:22.477
891	43.138	1:25.581
184	43.296	1:25.417
333	43.703	1:26.034

<b>LAP 5 @ 10:09:36.143</b>		
NO	BEHIND	LAP TIME

84		1:14.168
46	5.106	1:15.825
17	5.605	1:15.846
912	9.785	1:16.838
82	10.175	1:16.810

60	12.829	1:16.586
39	12.940	1:16.771
53	18.327	1:17.705
40	18.750	1:17.688
22	19.012	1:18.537
21	19.226	1:18.323
156	19.579	1:18.612
100	20.527	1:18.186
818	22.690	1:18.929
194	23.046	1:18.405
81	25.307	1:19.537
2	26.271	1:20.417
57	29.575	1:19.775
56	30.104	1:19.784
107	30.602	1:19.888
188	32.548	1:19.916
42	32.606	1:19.780
18	33.078	1:19.881
8	44.513	1:23.213
184	52.827	1:23.699
891	53.449	1:24.479
333	54.092	1:24.557

<b>LAP 6 @ 10:10:50.368</b>		
NO	BEHIND	LAP TIME

84		1:14.225
46	6.532	1:15.651
17	7.049	1:15.669
912	12.409	1:16.849
82	12.589	1:16.639
39	14.726	1:16.011
60	14.784	1:16.180
53	20.547	1:16.445
40	21.791	1:17.266
22	21.952	1:17.165
21	22.301	1:17.300
156	23.249	1:17.895
100	23.878	1:17.576
194	27.543	1:18.722
818	28.195	1:19.730
81	30.053	1:18.971
2	31.066	1:19.020
57	35.438	1:20.088
56	35.778	1:19.899
107	36.389	1:20.012
42	37.485	1:19.104
188	38.658	1:20.335
18	39.674	1:20.821
8	53.310	1:23.022
184	1:02.154	1:23.552
891	1:02.844	1:23.620
333	1:03.301	1:23.434

<b>LAP 7 @ 10:12:04.870</b>		
NO	BEHIND	LAP TIME

84		1:14.502
46	7.482	1:15.452
17	8.118	1:15.571
912	14.893	1:16.986
82	14.990	1:16.903
39	16.720	1:16.496
60	16.862	1:16.580
22	24.437	1:16.987
40	24.989	1:17.700

21	25.351	1:17.552
156	26.309	1:17.562
53	26.669	1:20.624
100	27.421	1:18.045
194	32.022	1:18.981
818	32.301	1:18.608
81	33.779	1:18.228
2	35.080	1:18.516
57	40.522	1:19.586
56	40.785	1:19.509
107	41.811	1:19.924
42	42.228	1:19.245
188	44.511	1:20.355
18	44.878	1:19.706
8	1:01.229	1:22.421
184	1:10.975	1:23.323
891	1:11.523	1:23.181
333	1:12.148	1:23.349

<b>LAP 8 @ 10:13:20.853</b>		
NO	BEHIND	LAP TIME

84		1:15.983
46	7.184	1:15.685
17	7.559	1:15.424
82	14.558	1:15.551
912	15.634	1:16.724
39	16.168	1:15.431
60	16.647	1:15.768
22	25.664	1:17.210
40	26.039	1:17.033
21	26.119	1:16.751
53	27.929	1:17.243
156	28.531	1:18.205
100	28.627	1:17.189
818	34.524	1:18.206
194	34.978	1:18.939
81	35.735	1:17.939
2	38.155	1:19.058
56	43.217	1:18.415
57	44.271	1:19.732
42	46.300	1:20.055
107	46.404	1:20.576
188	47.469	1:18.941
18	49.710	1:20.815
8	1:16.774	1:31.528

<b>LAP 9 @ 10:14:38.251</b>		
NO	BEHIND	LAP TIME

84		1:17.398
891	1 Lap	1:24.100
184	1 Lap	1:24.700
333	1 Lap	1:23.915
46	5.790	1:16.004
17	6.215	1:16.054
82	13.290	1:16.130
912	14.972	1:16.736
39	15.249	1:16.479
60	15.416	1:16.167
22	25.324	1:17.058
40	25.694	1:17.053
21	25.768	1:17.047
53	26.900	1:16.369
156	29.287	1:18.154
100	29.329	1:18.100

818	35.248	1:18.122
194	35.842	1:18.262
81	36.344	1:18.007
2	39.828	1:19.071
56	44.552	1:18.733
57	46.608	1:19.735
42	47.421	1:18.519
107	48.365	1:19.359
188	48.765	1:18.694

<b>LAP 10 @ 10:15:55.311</b>		
NO	BEHIND	LAP TIME

84		1:17.060
46	5.945	1:17.215
8	1 Lap	1:23.682
17	6.345	1:17.190
891	1 Lap	1:22.867
184	1 Lap	1:24.021
333	1 Lap	1:25.282
82	12.394	1:16.164
912	14.580	1:16.668
39	14.584	1:16.395
60	15.057	1:16.701
22	25.124	1:16.860
40	25.625	1:16.991
21	25.893	1:17.185
100	31.349	1:19.080
156	32.357	1:20.130
818	36.117	1:17.929
194	36.656	1:17.874
81	37.654	1:18.370
56	47.064	1:19.572
2	48.807	1:26.039
57	49.116	1:19.568
188	51.706	1:20.001
107	51.846	1:20.541
42	54.292	1:23.931

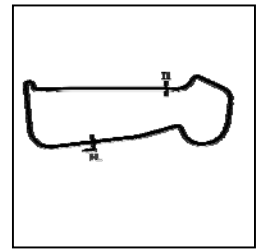
Weather / Track : Overcast / Dry

Snetterton 200  
Circuit Length = 1.9840 miles  
Start: 10:03 Flag 10:15 End: 10:17

# BMCRC - MRO Championships 2018 - Rnd 8 @ Snetterton 200

Team Respro MRO 600 inc Clubman 600 & L&W Contractors Rookie 600

## RACE 3 - SECTOR ANALYSIS



SECTOR 1 = FL to I1, SECTOR 2 = I1 to FL, DIFF = Difference To Personal Best Lap, P = Crossed Finish Line in Pit Lane, D = Time Disallowed

P1 84 C		Ben WOTTON		Triumph - JJR Triumph/ RJS Services		
IDEAL LAP TIME : 1:13.911		BEST LAP TIME : 1:14.168		DIFFERENCE : 0.257		
LAP	SECTOR 1	SECTOR 2	LAP TIME	MPH	DIFF	TIME OF DAY
1 -		40.813	1:21.804	87.31	7.636	10:04:37.645
2 -	35.210	40.265	1:15.475	94.63	1.307	10:05:53.120
3 -	34.713	39.544	1:14.257 (3)	96.18	0.089	10:07:07.377
4 -	34.834	39.764	1:14.598	95.74	0.430	10:08:21.975
5 -	34.674	<b>39.494</b>	<b>1:14.168 (1)</b>	<b>96.30</b>		<b>10:09:36.143</b>
6 -	<b>34.417</b>	39.808	1:14.225 (2)	96.22	0.057	10:10:50.368
7 -	34.776	39.726	1:14.502	95.87	0.334	10:12:04.870
8 -	35.998	39.985	1:15.983	94.00	1.815	10:13:20.853
9 -	34.805	42.593	1:17.398	92.28	3.230	10:14:38.251
10 -	36.003	41.057	1:17.060	92.68	2.892	10:15:55.311

P2 46		Harry ROWLINGS		Triumph - Bernard Elliott racing / Steve Jordan motorcycles		
IDEAL LAP TIME : 1:15.426		BEST LAP TIME : 1:15.452		DIFFERENCE : 0.026		
LAP	SECTOR 1	SECTOR 2	LAP TIME	MPH	DIFF	TIME OF DAY
1 -		41.192	1:21.694	87.43	6.242	10:04:37.535
2 -	35.548	40.459	1:16.007	93.97	0.555	10:05:53.542
3 -	35.253	40.562	1:15.815	94.21	0.363	10:07:09.357
4 -	35.219	40.848	1:16.067	93.89	0.615	10:08:25.424
5 -	35.206	40.619	1:15.825	94.19	0.373	10:09:41.249
6 -	<b>35.174</b>	40.477	1:15.651 (2)	94.41	0.199	10:10:56.900
7 -	35.200	<b>40.252</b>	<b>1:15.452 (1)</b>	<b>94.66</b>		<b>10:12:12.352</b>
8 -	35.264	40.421	1:15.685 (3)	94.37	0.233	10:13:28.037
9 -	35.410	40.594	1:16.004	93.97	0.552	10:14:44.041
10 -	35.558	41.657	1:17.215	92.50	1.763	10:16:01.256

P3 17 C		Philip BAKER		Triumph - Ashford accident repair centre		
IDEAL LAP TIME : 1:15.369		BEST LAP TIME : 1:15.424		DIFFERENCE : 0.055		
LAP	SECTOR 1	SECTOR 2	LAP TIME	MPH	DIFF	TIME OF DAY
1 -		41.476	1:22.359	86.72	6.935	10:04:38.200
2 -	35.605	40.351	1:15.956	94.03	0.532	10:05:54.156
3 -	35.082	40.587	1:15.669 (3)	94.39	0.245	10:07:09.825
4 -	35.205	40.872	1:16.077	93.88	0.653	10:08:25.902
5 -	35.219	40.627	1:15.846	94.17	0.422	10:09:41.748
6 -	35.182	40.487	1:15.669 (3)	94.39	0.245	10:10:57.417
7 -	35.248	<b>40.323</b>	1:15.571 (2)	94.51	0.147	10:12:12.988
8 -	<b>35.046</b>	40.378	<b>1:15.424 (1)</b>	<b>94.69</b>		<b>10:13:28.412</b>
9 -	35.207	40.847	1:16.054	93.91	0.630	10:14:44.466
10 -	35.375	41.815	1:17.190	92.53	1.766	10:16:01.656

P4 82 C		Andrew SMITH		Kawasaki - 5 Club Racing		
IDEAL LAP TIME : 1:15.551		BEST LAP TIME : 1:15.551		DIFFERENCE : 0.000		
LAP	SECTOR 1	SECTOR 2	LAP TIME	MPH	DIFF	TIME OF DAY
1 -		41.464	1:23.169	85.87	7.618	10:04:39.010
2 -	35.766	40.919	1:16.685	93.14	1.134	10:05:55.695
3 -	35.710	40.758	1:16.468	93.40	0.917	10:07:12.163
4 -	36.155	41.190	1:17.345	92.34	1.794	10:08:29.508
5 -	35.988	40.822	1:16.810	92.98	1.259	10:09:46.318
6 -	35.946	40.693	1:16.639	93.19	1.088	10:11:02.957
7 -	36.115	40.788	1:16.903	92.87	1.352	10:12:19.860
8 -	<b>35.248</b>	<b>40.303</b>	<b>1:15.551 (1)</b>	<b>94.53</b>		<b>10:13:35.411</b>
9 -	35.539	40.591	1:16.130 (2)	93.82	0.579	10:14:51.541
10 -	35.560	40.604	1:16.164 (3)	93.77	0.613	10:16:07.705

P5 912 R		Michael WHITE		Yamaha -		
IDEAL LAP TIME : 1:16.491		BEST LAP TIME : 1:16.583		DIFFERENCE : 0.092		
LAP	SECTOR 1	SECTOR 2	LAP TIME	MPH	DIFF	TIME OF DAY

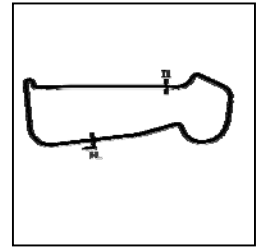
Weather / Track : Overcast / Dry

Snetterton 200  
Circuit Length = 1.9840 miles  
Start: 10:03 Flag 10:15 End: 10:17

# BMCRC - MRO Championships 2018 - Rnd 8 @ Snetterton 200

## Team Respro MRO 600 inc Clubman 600 & L&W Contractors Rookie 600

### RACE 3 - SECTOR ANALYSIS



SECTOR 1 = FL to I1, SECTOR 2 = I1 to FL, DIFF = Difference To Personal Best Lap, P = Crossed Finish Line in Pit Lane, D = Time Disallowed

1 -		41.890	1:22.952	86.10	6.369	10:04:38.793
2 -	35.742	40.841	<b>1:16.583 (1)</b>	<b>93.26</b>		<b>10:05:55.376</b>
3 -	<b>35.668</b>	41.014	1:16.682 (3)	93.14	0.099	10:07:12.058
4 -	36.028	41.004	1:17.032	92.72	0.449	10:08:29.090
5 -	36.015	<b>40.823</b>	1:16.838	92.95	0.255	10:09:45.928
6 -	35.838	41.011	1:16.849	92.94	0.266	10:11:02.777
7 -	35.914	41.072	1:16.986	92.77	0.403	10:12:19.763
8 -	35.868	40.856	1:16.724	93.09	0.141	10:13:36.487
9 -	35.798	40.938	1:16.736	93.07	0.153	10:14:53.223
10 -	35.715	40.953	1:16.668 (2)	93.16	0.085	10:16:09.891

P6 39 R Max MORGAN			Kawasaki - MSS PERFORMANCE			
IDEAL LAP TIME : 1:15.431		BEST LAP TIME : 1:15.431		DIFFERENCE : 0.000		
LAP	SECTOR 1	SECTOR 2	LAP TIME	MPH	DIFF	TIME OF DAY
1 -		42.426	1:24.570	84.45	9.139	10:04:40.411
2 -	35.854	42.126	1:17.980	91.59	2.549	10:05:58.391
3 -	35.794	41.285	1:17.079	92.66	1.648	10:07:15.470
4 -	35.837	41.005	1:16.842	92.95	1.411	10:08:32.312
5 -	35.301	41.470	1:16.771	93.03	1.340	10:09:49.083
6 -	35.338	40.673	1:16.011 (2)	93.96	0.580	10:11:05.094
7 -	35.713	40.783	1:16.496	93.37	1.065	10:12:21.590
8 -	<b>35.108</b>	<b>40.323</b>	<b>1:15.431 (1)</b>	<b>94.68</b>		<b>10:13:37.021</b>
9 -	35.574	40.905	1:16.479	93.39	1.048	10:14:53.500
10 -	35.439	40.956	1:16.395 (3)	93.49	0.964	10:16:09.895

P7 60 C Jack YOUNGE			Yamaha - Chase Timber Products			
IDEAL LAP TIME : 1:15.685		BEST LAP TIME : 1:15.768		DIFFERENCE : 0.083		
LAP	SECTOR 1	SECTOR 2	LAP TIME	MPH	DIFF	TIME OF DAY
1 -		41.543	1:24.604	84.42	8.836	10:04:40.445
2 -	35.952	41.772	1:17.724	91.89	1.956	10:05:58.169
3 -	36.102	41.394	1:17.496	92.16	1.728	10:07:15.665
4 -	35.797	40.924	1:16.721	93.09	0.953	10:08:32.386
5 -	<b>35.301</b>	41.285	1:16.586	93.26	0.818	10:09:48.972
6 -	35.513	40.667	1:16.180 (3)	93.75	0.412	10:11:05.152
7 -	35.841	40.739	1:16.580	93.26	0.812	10:12:21.732
8 -	35.381	40.387	<b>1:15.768 (1)</b>	<b>94.26</b>		<b>10:13:37.500</b>
9 -	35.783	<b>40.384</b>	1:16.167 (2)	93.77	0.399	10:14:53.667
10 -	36.051	40.650	1:16.701	93.12	0.933	10:16:10.368

P8 22 C Del DOWDS			Yamaha - Sublime Designs Racing			
IDEAL LAP TIME : 1:16.827		BEST LAP TIME : 1:16.860		DIFFERENCE : 0.033		
LAP	SECTOR 1	SECTOR 2	LAP TIME	MPH	DIFF	TIME OF DAY
1 -		41.925	1:25.153	83.87	8.293	10:04:40.994
2 -	<b>35.822</b>	41.642	1:17.464	92.20	0.604	10:05:58.458
3 -	36.818	42.677	1:19.495	89.84	2.635	10:07:17.953
4 -	36.218	42.447	1:18.665	90.79	1.805	10:08:36.618
5 -	36.175	42.362	1:18.537	90.94	1.677	10:09:55.155
6 -	36.160	<b>41.005</b>	1:17.165	92.56	0.305	10:11:12.320
7 -	35.883	41.104	1:16.987 (2)	92.77	0.127	10:12:29.307
8 -	35.871	41.339	1:17.210	92.50	0.350	10:13:46.517
9 -	35.835	41.223	1:17.058 (3)	92.69	0.198	10:15:03.575
10 -	35.833	41.027	<b>1:16.860 (1)</b>	<b>92.92</b>		<b>10:16:20.435</b>

P9 40 David SHELVEY			Suzuki - ymark.com			
IDEAL LAP TIME : 1:16.792		BEST LAP TIME : 1:16.991		DIFFERENCE : 0.199		
LAP	SECTOR 1	SECTOR 2	LAP TIME	MPH	DIFF	TIME OF DAY
1 -		43.175	1:26.806	82.28	9.815	10:04:42.647
2 -	37.283	41.579	1:18.862	90.57	1.871	10:06:01.509
3 -	36.531	41.326	1:17.857	91.73	0.866	10:07:19.366
4 -	36.428	41.411	1:17.839	91.76	0.848	10:08:37.205

Weather / Track : Overcast / Dry

Snetterton 200

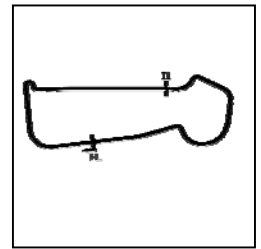
Circuit Length = 1.9840 miles

Start: 10:03 Flag 10:15 End: 10:17

# BMCRC - MRO Championships 2018 - Rnd 8 @ Snetterton 200

Team Respro MRO 600 inc Clubman 600 & L&W Contractors Rookie 600

## RACE 3 - SECTOR ANALYSIS



SECTOR 1 = FL to I1, SECTOR 2 = I1 to FL, DIFF = Difference To Personal Best Lap, P = Crossed Finish Line in Pit Lane, D = Time Disallowed

5 -	36.264	41.424	1:17.688	91.93	0.697	10:09:54.893
6 -	36.339	40.927	1:17.266	92.44	0.275	10:11:12.159
7 -	36.923	40.777	1:17.700	91.92	0.709	10:12:29.859
8 -	<b>36.029</b>	41.004	1:17.033 (2)	92.72	0.042	10:13:46.892
9 -	36.219	40.834	1:17.053 (3)	92.69	0.062	10:15:03.945
10 -	36.228	<b>40.763</b>	<b>1:16.991 (1)</b>	<b>92.77</b>		<b>10:16:20.936</b>

P10 21 R		Nick WHITCHER		Yamaha -		
IDEAL LAP TIME : 1:16.751		BEST LAP TIME : 1:16.751		DIFFERENCE : 0.000		

LAP	SECTOR 1	SECTOR 2	LAP TIME	MPH	DIFF	TIME OF DAY
1 -		42.677	1:25.681	83.36	8.930	10:04:41.522
2 -	36.105	41.921	1:18.026	91.54	1.275	10:05:59.548
3 -	36.133	42.758	1:18.891	90.53	2.140	10:07:18.439
4 -	36.361	42.246	1:18.607	90.86	1.856	10:08:37.046
5 -	36.157	42.166	1:18.323	91.19	1.572	10:09:55.369
6 -	36.194	41.106	1:17.300	92.40	0.549	10:11:12.669
7 -	36.607	40.945	1:17.552	92.09	0.801	10:12:30.221
8 -	<b>35.958</b>	<b>40.793</b>	<b>1:16.751 (1)</b>	<b>93.06</b>		<b>10:13:46.972</b>
9 -	36.120	40.927	1:17.047 (2)	92.70	0.296	10:15:04.019
10 -	36.158	41.027	1:17.185 (3)	92.53	0.434	10:16:21.204

P11 100 R		Craig HOWTON		Suzuki - Me		
IDEAL LAP TIME : 1:17.189		BEST LAP TIME : 1:17.189		DIFFERENCE : 0.000		

LAP	SECTOR 1	SECTOR 2	LAP TIME	MPH	DIFF	TIME OF DAY
1 -		42.690	1:26.949	82.14	9.760	10:04:42.790
2 -	37.193	41.964	1:19.157	90.23	1.968	10:06:01.947
3 -	36.617	41.900	1:18.517	90.96	1.328	10:07:20.464
4 -	36.480	41.540	1:18.020 (3)	91.54	0.831	10:08:38.484
5 -	36.514	41.672	1:18.186	91.35	0.997	10:09:56.670
6 -	36.505	41.071	1:17.576 (2)	92.07	0.387	10:11:14.246
7 -	36.757	41.288	1:18.045	91.51	0.856	10:12:32.291
8 -	<b>36.234</b>	<b>40.955</b>	<b>1:17.189 (1)</b>	<b>92.53</b>		<b>10:13:49.480</b>
9 -	36.666	41.434	1:18.100	91.45	0.911	10:15:07.580
10 -	37.549	41.531	1:19.080	90.32	1.891	10:16:26.660

P12 156 C		Michael STONE		Kawasaki -		
IDEAL LAP TIME : 1:17.080		BEST LAP TIME : 1:17.461		DIFFERENCE : 0.381		

LAP	SECTOR 1	SECTOR 2	LAP TIME	MPH	DIFF	TIME OF DAY
1 -		42.586	1:26.959	82.13	9.498	10:04:42.800
2 -	36.442	<b>41.019</b>	<b>1:17.461 (1)</b>	<b>92.20</b>		<b>10:06:00.261</b>
3 -	<b>36.061</b>	42.130	1:18.191	91.34	0.730	10:07:18.452
4 -	36.495	42.163	1:18.658	90.80	1.197	10:08:37.110
5 -	36.677	41.935	1:18.612	90.85	1.151	10:09:55.722
6 -	36.334	41.561	1:17.895 (3)	91.69	0.434	10:11:13.617
7 -	36.259	41.303	1:17.562 (2)	92.08	0.101	10:12:31.179
8 -	36.401	41.804	1:18.205	91.33	0.744	10:13:49.384
9 -	36.594	41.560	1:18.154	91.39	0.693	10:15:07.538
10 -	37.597	42.533	1:20.130	89.13	2.669	10:16:27.668

P13 818 R		Alex BARKER		Yamaha - Courtneys Vehicle Logistics & Barker Woodrow Archit		
IDEAL LAP TIME : 1:17.929		BEST LAP TIME : 1:17.929		DIFFERENCE : 0.000		

LAP	SECTOR 1	SECTOR 2	LAP TIME	MPH	DIFF	TIME OF DAY
1 -		43.919	1:27.920	81.23	9.991	10:04:43.761
2 -	36.701	42.299	1:19.000	90.41	1.071	10:06:02.761
3 -	36.365	42.427	1:18.792	90.65	0.863	10:07:21.553
4 -	36.251	42.100	1:18.351	91.16	0.422	10:08:39.904
5 -	36.680	42.249	1:18.929	90.49	1.000	10:09:58.833
6 -	36.827	42.903	1:19.730	89.58	1.801	10:11:18.563
7 -	36.466	42.142	1:18.608	90.86	0.679	10:12:37.171
8 -	36.332	41.874	1:18.206 (3)	91.32	0.277	10:13:55.377

Weather / Track : Overcast / Dry

Snetterton 200

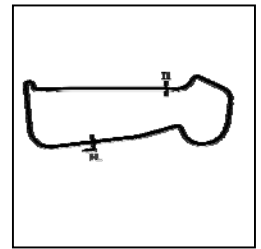
Circuit Length = 1.9840 miles

Start: 10:03 Flag 10:15 End: 10:17

# BMCRC - MRO Championships 2018 - Rnd 8 @ Snetterton 200

Team Respro MRO 600 inc Clubman 600 & L&W Contractors Rookie 600

## RACE 3 - SECTOR ANALYSIS



SECTOR 1 = FL to I1, SECTOR 2 = I1 to FL, DIFF = Difference To Personal Best Lap, P = Crossed Finish Line in Pit Lane, D = Time Disallowed

9 -	36.274	41.848	1:18.122 (2)	91.42	0.193	10:15:13.499
10 -	<b>36.092</b>	<b>41.837</b>	<b>1:17.929 (1)</b>	<b>91.65</b>		<b>10:16:31.428</b>

P14 194 R		Liam CRACKNELL		Kawasaki -		
IDEAL LAP TIME : 1:17.736		BEST LAP TIME : 1:17.874		DIFFERENCE : 0.138		
LAP	SECTOR 1	SECTOR 2	LAP TIME	MPH	DIFF	TIME OF DAY
1 -		43.758	1:28.757	80.47	10.883	10:04:44.598
2 -	36.604	42.451	1:19.055	90.34	1.181	10:06:03.653
3 -	36.299	42.135	1:18.434	91.06	0.560	10:07:22.087
4 -	36.515	42.182	1:18.697	90.75	0.823	10:08:40.784
5 -	36.729	<b>41.676</b>	1:18.405 (3)	91.09	0.531	10:09:59.189
6 -	36.470	42.252	1:18.722	90.73	0.848	10:11:17.911
7 -	36.527	42.454	1:18.981	90.43	1.107	10:12:36.892
8 -	36.594	42.345	1:18.939	90.48	1.065	10:13:55.831
9 -	36.319	41.943	1:18.262 (2)	91.26	0.388	10:15:14.093
10 -	<b>36.060</b>	41.814	<b>1:17.874 (1)</b>	<b>91.71</b>		<b>10:16:31.967</b>

P15 81 C		Liam DUFFETT		Triumph -		
IDEAL LAP TIME : 1:17.889		BEST LAP TIME : 1:17.939		DIFFERENCE : 0.050		
LAP	SECTOR 1	SECTOR 2	LAP TIME	MPH	DIFF	TIME OF DAY
1 -		43.725	1:28.232	80.95	10.293	10:04:44.073
2 -	37.020	42.128	1:19.148	90.24	1.209	10:06:03.221
3 -	36.693	42.623	1:19.316	90.05	1.377	10:07:22.537
4 -	36.656	42.720	1:19.376	89.98	1.437	10:08:41.913
5 -	36.911	42.626	1:19.537	89.80	1.598	10:10:01.450
6 -	36.855	42.116	1:18.971	90.44	1.032	10:11:20.421
7 -	36.199	42.029	1:18.228 (3)	91.30	0.289	10:12:38.649
8 -	<b>36.109</b>	41.830	<b>1:17.939 (1)</b>	<b>91.64</b>		<b>10:13:56.588</b>
9 -	36.227	<b>41.780</b>	1:18.007 (2)	91.56	0.068	10:15:14.595
10 -	36.304	42.066	1:18.370	91.13	0.431	10:16:32.965

P16 56		Michael MILLS		Yamaha - A51 Racing		
IDEAL LAP TIME : 1:18.307		BEST LAP TIME : 1:18.415		DIFFERENCE : 0.108		
LAP	SECTOR 1	SECTOR 2	LAP TIME	MPH	DIFF	TIME OF DAY
1 -		44.489	1:30.181	79.20	11.766	10:04:46.022
2 -	37.040	43.058	1:20.098	89.17	1.683	10:06:06.120
3 -	37.044	43.350	1:20.394	88.84	1.979	10:07:26.514
4 -	36.887	43.062	1:19.949	89.33	1.534	10:08:46.463
5 -	36.790	42.994	1:19.784	89.52	1.369	10:10:06.247
6 -	36.933	42.966	1:19.899	89.39	1.484	10:11:26.146
7 -	36.767	42.742	1:19.509 (3)	89.83	1.094	10:12:45.655
8 -	36.492	<b>41.923</b>	<b>1:18.415 (1)</b>	<b>91.08</b>		<b>10:14:04.070</b>
9 -	36.452	42.281	1:18.733 (2)	90.71	0.318	10:15:22.803
10 -	<b>36.384</b>	43.188	1:19.572	89.76	1.157	10:16:42.375

P17 2 R		Toby TRUNDLE		Triumph - Harris Motorcycles Ltd - Harlow Essex		
IDEAL LAP TIME : 1:18.467		BEST LAP TIME : 1:18.516		DIFFERENCE : 0.049		
LAP	SECTOR 1	SECTOR 2	LAP TIME	MPH	DIFF	TIME OF DAY
1 -		44.460	1:29.158	80.11	10.642	10:04:44.999
2 -	36.788	<b>42.066</b>	1:18.854 (2)	90.57	0.338	10:06:03.853
3 -	36.450	42.489	1:18.939 (3)	90.48	0.423	10:07:22.792
4 -	36.450	42.755	1:19.205	90.17	0.689	10:08:41.997
5 -	38.084	42.333	1:20.417	88.81	1.901	10:10:02.414
6 -	36.728	42.292	1:19.020	90.38	0.504	10:11:21.434
7 -	<b>36.401</b>	42.115	<b>1:18.516 (1)</b>	<b>90.96</b>		<b>10:12:39.950</b>
8 -	36.687	42.371	1:19.058	90.34	0.542	10:13:59.008
9 -	36.830	42.241	1:19.071	90.33	0.555	10:15:18.079
10 -	36.941	49.098	1:26.039	83.01	7.523	10:16:44.118

Weather / Track : Overcast / Dry

Snetterton 200

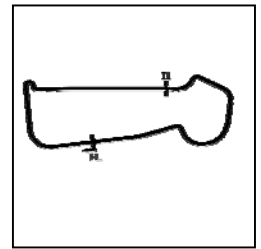
Circuit Length = 1.9840 miles

Start: 10:03 Flag 10:15 End: 10:17

# BMCRC - MRO Championships 2018 - Rnd 8 @ Snetterton 200

Team Respro MRO 600 inc Clubman 600 & L&W Contractors Rookie 600

## RACE 3 - SECTOR ANALYSIS



SECTOR 1 = FL to I1, SECTOR 2 = I1 to FL, DIFF = Difference To Personal Best Lap, P = Crossed Finish Line in Pit Lane, D = Time Disallowed

P18 57 C		Theo RUTTER		Yamaha - Sublime Designs Racing/RRC		
IDEAL LAP TIME : 1:19.397		BEST LAP TIME : 1:19.568		DIFFERENCE : 0.171		
LAP	SECTOR 1	SECTOR 2	LAP TIME	MPH	DIFF	TIME OF DAY
1 -		44.452	1:29.482	79.82	9.914	10:04:45.323
2 -	37.505	42.940	1:20.445	88.78	0.877	10:06:05.768
3 -	37.134	43.344	1:20.478	88.75	0.910	10:07:26.246
4 -	36.851	42.846	1:19.697 (3)	89.62	0.129	10:08:45.943
5 -	37.138	42.637	1:19.775	89.53	0.207	10:10:05.718
6 -	37.183	42.905	1:20.088	89.18	0.520	10:11:25.806
7 -	36.973	<b>42.613</b>	1:19.586 (2)	89.74	0.018	10:12:45.392
8 -	37.083	42.649	1:19.732	89.58	0.164	10:14:05.124
9 -	<b>36.784</b>	42.951	1:19.735	89.57	0.167	10:15:24.859
10 -	36.874	42.694	<b>1:19.568 (1)</b>	<b>89.76</b>		<b>10:16:44.427</b>

P19 188 R		Dawid KRAWIECKI		Yamaha - Code Blue LTD		
IDEAL LAP TIME : 1:18.694		BEST LAP TIME : 1:18.694		DIFFERENCE : 0.000		
LAP	SECTOR 1	SECTOR 2	LAP TIME	MPH	DIFF	TIME OF DAY
1 -		44.331	1:29.163	80.10	10.469	10:04:45.004
2 -	38.187	44.655	1:22.842	86.21	4.148	10:06:07.846
3 -	37.304	43.256	1:20.560	88.66	1.866	10:07:28.406
4 -	37.186	43.183	1:20.369	88.87	1.675	10:08:48.775
5 -	36.830	43.086	1:19.916 (3)	89.37	1.222	10:10:08.691
6 -	37.162	43.173	1:20.335	88.90	1.641	10:11:29.026
7 -	37.134	43.221	1:20.355	88.88	1.661	10:12:49.381
8 -	36.709	42.232	1:18.941 (2)	90.47	0.247	10:14:08.322
9 -	<b>36.576</b>	<b>42.118</b>	<b>1:18.694 (1)</b>	<b>90.76</b>		<b>10:15:27.016</b>
10 -	36.993	43.008	1:20.001	89.28	1.307	10:16:47.017

P20 107 R		Michael WHEELDON		Triumph -		
IDEAL LAP TIME : 1:19.305		BEST LAP TIME : 1:19.359		DIFFERENCE : 0.054		
LAP	SECTOR 1	SECTOR 2	LAP TIME	MPH	DIFF	TIME OF DAY
1 -		44.697	1:30.100	79.27	10.741	10:04:45.941
2 -	37.561	43.382	1:20.943	88.24	1.584	10:06:06.884
3 -	37.119	43.020	1:20.139	89.12	0.780	10:07:27.023
4 -	37.018	42.816	1:19.834 (2)	89.46	0.475	10:08:46.857
5 -	37.247	42.641	1:19.888 (3)	89.40	0.529	10:10:06.745
6 -	37.068	42.944	1:20.012	89.26	0.653	10:11:26.757
7 -	<b>36.964</b>	42.960	1:19.924	89.36	0.565	10:12:46.681
8 -	37.600	42.976	1:20.576	88.64	1.217	10:14:07.257
9 -	37.018	<b>42.341</b>	<b>1:19.359 (1)</b>	<b>90.00</b>		<b>10:15:26.616</b>
10 -	37.160	43.381	1:20.541	88.68	1.182	10:16:47.157

P21 42 R		Michael ATTWOOD		Yamaha - Moremoto		
IDEAL LAP TIME : 1:18.519		BEST LAP TIME : 1:18.519		DIFFERENCE : 0.000		
LAP	SECTOR 1	SECTOR 2	LAP TIME	MPH	DIFF	TIME OF DAY
1 -		44.744	1:30.186	79.19	11.667	10:04:46.027
2 -	38.169	43.698	1:21.867	87.24	3.348	10:06:07.894
3 -	37.627	43.242	1:20.869	88.32	2.350	10:07:28.763
4 -	37.056	43.150	1:20.206	89.05	1.687	10:08:48.969
5 -	36.880	42.900	1:19.780	89.52	1.261	10:10:08.749
6 -	36.643	42.461	1:19.104 (2)	90.29	0.585	10:11:27.853
7 -	36.884	42.361	1:19.245 (3)	90.13	0.726	10:12:47.098
8 -	37.835	42.220	1:20.055	89.22	1.536	10:14:07.153
9 -	<b>36.413</b>	<b>42.106</b>	<b>1:18.519 (1)</b>	<b>90.96</b>		<b>10:15:25.672</b>
10 -	38.711	45.220	1:23.931	85.10	5.412	10:16:49.603

P22 8 R		Dave SAUNDERS		Honda -		
IDEAL LAP TIME : 1:22.143		BEST LAP TIME : 1:22.421		DIFFERENCE : 0.278		
LAP	SECTOR 1	SECTOR 2	LAP TIME	MPH	DIFF	TIME OF DAY

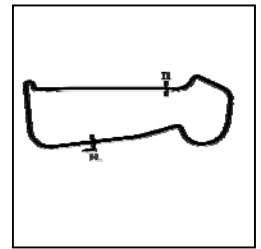
Weather / Track : Overcast / Dry

Snetterton 200  
Circuit Length = 1.9840 miles  
Start: 10:03 Flag 10:15 End: 10:17

# BMCRC - MRO Championships 2018 - Rnd 8 @ Snetterton 200

Team Respro MRO 600 inc Clubman 600 & L&W Contractors Rookie 600

## RACE 3 - SECTOR ANALYSIS



SECTOR 1 = FL to I1, SECTOR 2 = I1 to FL, DIFF = Difference To Personal Best Lap, P = Crossed Finish Line in Pit Lane, D = Time Disallowed

Lap	Time	Diff	MPH	Time of Day
1 -	45.048		77.49	10:04:48.014
2 -	38.842	44.947	85.24	10:06:11.803
3 -	38.681	44.482	85.88	10:07:34.966
4 -	<b>38.185</b>	44.292	86.60	10:08:57.443
5 -	38.834	44.379	85.83	10:10:20.656
6 -	38.930	44.092	86.03	10:11:43.678
7 -	38.463	<b>43.958</b>	<b>86.65</b>	<b>10:13:06.099</b>
8 -	38.381	53.147	78.03	10:14:37.627
9 -	38.749	44.933	85.35	10:16:01.309

P23 891 R Steve BARKHAM		Kawasaki - EWG racing				
IDEAL LAP TIME : 1:22.867		BEST LAP TIME : 1:22.867		DIFFERENCE : 0.000		
LAP	SECTOR 1	SECTOR 2	LAP TIME	MPH	DIFF	TIME OF DAY
1 -		46.347	1:33.246	76.59	10.379	10:04:49.087
2 -	39.742	44.992	1:24.734	84.29	1.867	10:06:13.821
3 -	39.657	46.054	1:25.711	83.33	2.844	10:07:39.532
4 -	39.638	45.943	1:25.581	83.45	2.714	10:09:05.113
5 -	39.582	44.897	1:24.479	84.54	1.612	10:10:29.592
6 -	39.024	44.596	1:23.620 (3)	85.41	0.753	10:11:53.212
7 -	38.583	44.598	1:23.181 (2)	85.86	0.314	10:13:16.393
8 -	38.910	45.190	1:24.100	84.92	1.233	10:14:40.493
9 -	<b>38.549</b>	<b>44.318</b>	<b>1:22.867 (1)</b>	<b>86.19</b>		<b>10:16:03.360</b>

P24 184 R Phillip MCMANAMON		Honda -				
IDEAL LAP TIME : 1:23.017		BEST LAP TIME : 1:23.323		DIFFERENCE : 0.306		
LAP	SECTOR 1	SECTOR 2	LAP TIME	MPH	DIFF	TIME OF DAY
1 -		46.665	1:35.022	75.16	11.699	10:04:50.863
2 -	39.368	45.259	1:24.627	84.40	1.304	10:06:15.490
3 -	38.991	45.373	1:24.364	84.66	1.041	10:07:39.854
4 -	40.235	45.182	1:25.417	83.61	2.094	10:09:05.271
5 -	39.102	44.597	1:23.699 (3)	85.33	0.376	10:10:28.970
6 -	39.122	<b>44.430</b>	1:23.552 (2)	85.48	0.229	10:11:52.522
7 -	<b>38.587</b>	44.736	<b>1:23.323 (1)</b>	<b>85.72</b>		<b>10:13:15.845</b>
8 -	39.116	45.584	1:24.700	84.32	1.377	10:14:40.545
9 -	39.486	44.535	1:24.021	85.00	0.698	10:16:04.566

P25 333 R Robert PRICE		Suzuki -				
IDEAL LAP TIME : 1:23.231		BEST LAP TIME : 1:23.349		DIFFERENCE : 0.118		
LAP	SECTOR 1	SECTOR 2	LAP TIME	MPH	DIFF	TIME OF DAY
1 -		45.869	1:33.897	76.06	10.548	10:04:49.738
2 -	39.715	44.716	1:24.431	84.59	1.082	10:06:14.169
3 -	39.876	45.599	1:25.475	83.56	2.126	10:07:39.644
4 -	40.560	45.474	1:26.034	83.01	2.685	10:09:05.678
5 -	39.337	45.220	1:24.557	84.47	1.208	10:10:30.235
6 -	39.210	<b>44.224</b>	1:23.434 (2)	85.60	0.085	10:11:53.669
7 -	<b>39.007</b>	44.342	<b>1:23.349 (1)</b>	<b>85.69</b>		<b>10:13:17.018</b>
8 -	39.096	44.819	1:23.915 (3)	85.11	0.566	10:14:40.933
9 -	39.449	45.833	1:25.282	83.75	1.933	10:16:06.215

P26 53 C Jason SIGGS		Yamaha - J Siggs Construction				
IDEAL LAP TIME : 1:16.296		BEST LAP TIME : 1:16.369		DIFFERENCE : 0.073		
LAP	SECTOR 1	SECTOR 2	LAP TIME	MPH	DIFF	TIME OF DAY
1 -		42.614	1:26.004	83.04	9.635	10:04:41.845
2 -	36.444	41.041	1:17.485	92.17	1.116	10:05:59.330
3 -	36.182	42.469	1:18.651	90.81	2.282	10:07:17.981
4 -	36.418	42.366	1:18.784	90.65	2.415	10:08:36.765
5 -	36.398	41.307	1:17.705	91.91	1.336	10:09:54.470
6 -	35.589	40.856	1:16.445 (2)	93.43	0.076	10:11:10.915
7 -	38.249	42.375	1:20.624	88.59	4.255	10:12:31.539
8 -	35.958	41.285	1:17.243 (3)	92.46	0.874	10:13:48.782

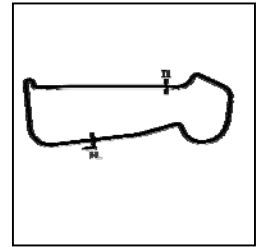
Weather / Track : Overcast / Dry

Snetterton 200  
Circuit Length = 1.9840 miles  
Start: 10:03 Flag 10:15 End: 10:17

# BMCRC - MRO Championships 2018 - Rnd 8 @ Snetterton 200

Team Respro MRO 600 inc Clubman 600 & L&W Contractors Rookie 600

## RACE 3 - SECTOR ANALYSIS



SECTOR 1 = FL to I1, SECTOR 2 = I1 to FL, DIFF = Difference To Personal Best Lap, P = Crossed Finish Line in Pit Lane, D = Time Disallowed

9 - 35.587 **40.782** **1:16.369 (1)** **93.52** **10:15:05.151**

P27 18 R		Jamie THOMAS		Suzuki - Team RubyRacing		
IDEAL LAP TIME : 1:19.486		BEST LAP TIME : 1:19.706		DIFFERENCE : 0.220		
LAP	SECTOR 1	SECTOR 2	LAP TIME	MPH	DIFF	TIME OF DAY
1 -		44.557	1:30.870	78.60	11.164	10:04:46.711
2 -	37.772	43.475	1:21.247	87.91	1.541	10:06:07.958
3 -	38.249	42.910	1:21.159	88.00	1.453	10:07:29.117
4 -	37.183	43.040	1:20.223 (3)	89.03	0.517	10:08:49.340
5 -	37.013	42.868	1:19.881 (2)	89.41	0.175	10:10:09.221
6 -	37.044	43.777	1:20.821	88.37	1.115	10:11:30.042
7 -	37.203	<b>42.503</b>	<b>1:19.706 (1)</b>	<b>89.61</b>		<b>10:12:49.748</b>
8 -	<b>36.983</b>	43.832	1:20.815	88.38	1.109	10:14:10.563

Weather / Track : Overcast / Dry

Results can be found at [www.tsl-timing.com](http://www.tsl-timing.com)

Page 7 of 7

Snetterton 200  
 Circuit Length = 1.9840 miles  
 Start: 10:03 Flag 10:15 End: 10:17

Printed - 10:19 Sunday, 26 August 2018

# BMCRC - MRO Championships 2018 - Rnd 8 @ Snetterton 200

Team Respro MRO 600 inc Clubman 600 & L&W Contractors Rookie 600

## RACE 3 - BEST SECTORS

SECTOR 1			SECTOR 2			IDEAL / BEST COMPARISON						
POS	NO	NAME	TIME	NO	NAME	TIME	POS	NO	NAME	IDEAL	BEST	DIFF
									<b>PERFECT LAP</b>	<b>1:13.911</b>		
1	84	WOTTON	<b>34.417</b>	84	WOTTON	<b>39.494</b>	1	84	WOTTON	1:13.911	1:14.168	0.257
2	17	BAKER	<b>35.046</b>	46	ROWLINGS	<b>40.252</b>	2	17	BAKER	1:15.369	1:15.424	0.055
3	39	MORGAN	<b>35.108</b>	82	SMITH	<b>40.303</b>	3	46	ROWLINGS	1:15.426	1:15.452	0.026
4	46	ROWLINGS	<b>35.174</b>	17	BAKER	<b>40.323</b>	4	39	MORGAN	1:15.431	1:15.431	0.000
5	82	SMITH	<b>35.248</b>	39	MORGAN	<b>40.323</b>	5	82	SMITH	1:15.551	1:15.551	0.000
6	60	YOUNGE	<b>35.301</b>	60	YOUNGE	<b>40.384</b>	6	60	YOUNGE	1:15.685	1:15.768	0.083
7	53	SIGGS	<b>35.514</b>	40	SHELVEY	<b>40.763</b>	7	53	SIGGS	1:16.296	1:16.369	0.073
8	912	WHITE	<b>35.668</b>	53	SIGGS	<b>40.782</b>	8	912	WHITE	1:16.491	1:16.583	0.092
9	22	DOWDS	<b>35.822</b>	21	WHITCHER	<b>40.793</b>	9	21	WHITCHER	1:16.751	1:16.751	0.000
10	21	WHITCHER	<b>35.958</b>	912	WHITE	<b>40.823</b>	10	40	SHELVEY	1:16.792	1:16.991	0.199
11	40	SHELVEY	<b>36.029</b>	100	HOWTON	<b>40.955</b>	11	22	DOWDS	1:16.827	1:16.860	0.033
12	194	CRACKNELL	<b>36.060</b>	22	DOWDS	<b>41.005</b>	12	156	STONE	1:17.080	1:17.461	0.381
13	156	STONE	<b>36.061</b>	156	STONE	<b>41.019</b>	13	100	HOWTON	1:17.189	1:17.189	0.000
14	818	BARKER	<b>36.092</b>	194	CRACKNELL	<b>41.676</b>	14	194	CRACKNELL	1:17.736	1:17.874	0.138
15	81	DUFFETT	<b>36.109</b>	81	DUFFETT	<b>41.780</b>	15	81	DUFFETT	1:17.889	1:17.939	0.050
16	100	HOWTON	<b>36.234</b>	818	BARKER	<b>41.837</b>	16	818	BARKER	1:17.929	1:17.929	0.000
17	56	MILLS	<b>36.384</b>	56	MILLS	<b>41.923</b>	17	56	MILLS	1:18.307	1:18.415	0.108
18	2	TRUNDLE	<b>36.401</b>	2	TRUNDLE	<b>42.066</b>	18	2	TRUNDLE	1:18.467	1:18.516	0.049
19	42	ATTWOOD	<b>36.413</b>	42	ATTWOOD	<b>42.106</b>	19	42	ATTWOOD	1:18.519	1:18.519	0.000
20	188	KRAWIECKI	<b>36.576</b>	188	KRAWIECKI	<b>42.118</b>	20	188	KRAWIECKI	1:18.694	1:18.694	0.000
21	57	RUTTER	<b>36.784</b>	107	WHEELDON	<b>42.341</b>	21	107	WHEELDON	1:19.305	1:19.359	0.054
22	107	WHEELDON	<b>36.964</b>	18	THOMAS	<b>42.503</b>	22	57	RUTTER	1:19.397	1:19.568	0.171
23	18	THOMAS	<b>36.983</b>	57	RUTTER	<b>42.613</b>	23	18	THOMAS	1:19.486	1:19.706	0.220
24	8	SAUNDERS	<b>38.185</b>	8	SAUNDERS	<b>43.958</b>	24	8	SAUNDERS	1:22.143	1:22.421	0.278
25	891	BARKHAM	<b>38.549</b>	333	PRICE	<b>44.224</b>	25	891	BARKHAM	1:22.867	1:22.867	0.000
26	184	MCMANAMON	<b>38.587</b>	891	BARKHAM	<b>44.318</b>	26	184	MCMANAMON	1:23.017	1:23.323	0.306
27	333	PRICE	<b>39.007</b>	184	MCMANAMON	<b>44.430</b>	27	333	PRICE	1:23.231	1:23.349	0.118
28												

Weather / Track : Overcast / Dry

Results can be found at [www.tsl-timing.com](http://www.tsl-timing.com)

Snetterton 200

Circuit Length = 1.9840 miles

Start: 10:03 Flag 10:15 End: 10:17

Printed - 10:18 Sunday, 26 August 2018

**BMCRC - MRO Championships 2018 - Rnd 8 @ Snetterton 200**

**Team Respro MRO 600 inc Clubman 600 & L&W Contractors Rookie 600**

**RACE 12 - GRID (10 Laps)**

ROW 12				34	105 Benjamin STONARD						
ROW 11		33	69 Robert WINDEATT	32	75 James HOARE	31	83 Pete CUNNINGHAM				
ROW 10	30	118 Jim COYLE	29	88 Michael STANLEY	28	16 Luke HOPKINS					
ROW 9			1:23.349	27	333 Robert PRICE	26	184 Phillip MCMANAMON	25	891 Steve BARKHAM	1:22.867	
ROW 8	24	8 Dave SAUNDERS	1:22.421	23	18 Jamie THOMAS	1:19.706	22	57 Theo RUTTER	1:19.568		
ROW 7			1:19.359	21	107 Michael WHEELDON	20	188 Dawid KRAWIECKI	19	42 Michael ATTWOOD	1:18.694	1:18.519
ROW 6	18	2 Toby TRUNDLE	1:18.516	17	56 Michael MILLS	1:18.415	16	81 Liam DUFFETT	1:17.939		
ROW 5			1:17.929	15	818 Alex BARKER	14	194 Liam CRACKNELL	13	156 Michael STONE	1:17.874	1:17.461
ROW 4	12	100 Craig HOWTON	1:17.189	11	40 David SHELVEY	1:16.991	10	22 Del DOWDS	1:16.860		
ROW 3			1:16.751	9	21 Nick WHITCHER	1:16.583	8	912 Michael WHITE	7	53 Jason SIGGS	1:16.369
ROW 2	6	60 Jack YOUNGE	1:15.768	5	82 Andrew SMITH	1:15.551	4	46 Harry ROWLINGS	1:15.452		
ROW 1			1:15.431	3	39 Max MORGAN	1:15.424	2	17 Phillip BAKER	1:14.168	1	84 Ben WOTTON

**Pole**

Snetterton 200  
Circuit Length = 1.9840 miles

These results are provisional until the conclusion of any judicial and technical matters.

Clerk Of Course :	Timekeeper :
-------------------	--------------

Results can be found at [www.tsl-timing.com](http://www.tsl-timing.com)

Printed - 10:21 Sunday, 26 August 2018



# BMCRC - MRO Championships 2018 - Rnd 8 @ Snetterton 200

## Team Respro MRO 600 inc Clubman 600 & L&W Contractors Rookie 600

### RACE 12 - CLASSIFICATION

POS	NO	CL	PIC NAME	ENTRY	LAPS	TIME	GAP	DIFF	MPH	BEST	ON
1	46		1 Harry ROWLINGS	Triumph - Bernard Elliott racing / Steve Jordan moto	10	16:04.775			74.03	1:34.690	2
2	82	C	1 Andrew SMITH	Kawasaki - 5 Club Racing	10	16:04.878	0.103	0.103	74.02	1:35.360	2
3	100	R	1 Craig HOWTON	Suzuki - Me	10	16:10.919	6.144	6.041	73.56	1:32.998	10
4	40		2 David SHELVEY	Suzuki - ymark.com	10	16:13.869	9.094	2.950	73.34	1:33.257	8
5	53	C	2 Jason SIGGS	Yamaha - J Siggs Construction	10	16:23.920	19.145	10.051	72.59	1:36.037	8
6	16		3 Luke HOPKINS	Yamaha - Hopkins Racing	10	16:29.591	24.816	5.671	72.17	1:32.996	8
7	912	R	2 Michael WHITE	Yamaha -	10	16:31.926	27.151	2.335	72.00	1:36.476	10
8	156	C	3 Michael STONE	Kawasaki -	10	16:35.674	30.899	3.748	71.73	1:36.679	7
9	2	R	3 Toby TRUNDLE	Triumph - Harris Motorcycles Ltd - Harlow Essex	10	16:39.477	34.702	3.803	71.46	1:36.738	10
10	42	R	4 Michael ATTWOOD	Yamaha - Moremoto	10	16:40.899	36.124	1.422	71.36	1:35.503	9
11	17	C	4 Phillip BAKER	Triumph - Ashford accident repair centre	10	16:41.882	37.107	0.983	71.29	1:37.006	9
12	21	R	5 Nick WHITCHER	Yamaha -	10	16:45.013	40.238	3.131	71.06	1:37.533	9
13	56		4 Michael MILLS	Yamaha - A51 Racing	10	16:53.777	49.002	8.764	70.45	1:38.419	6
14	184	R	6 Phillip MCMANAMON	Honda -	10	16:56.901	52.126	3.124	70.23	1:36.740	8
15	8	R	7 Dave SAUNDERS	Honda -	10	17:26.643	1:21.868	29.742	68.24	1:42.069	10
16	194	R	8 Liam CRACKNELL	Kawasaki -	9	16:18.132	1 Lap	1 Lap	65.72	1:45.827	6

#### NOT CLASSIFIED

DNF	60	C	Jack YOUNGE	Yamaha - Chase Timber Products	3	5:02.059	7 Laps	6 Laps	70.93	1:37.964	2
DNF	333	R	Robert PRICE	Suzuki -	2	3:41.844	8 Laps	1 Lap	64.39	1:45.267	2
DNF	39	R	Max MORGAN	Kawasaki - MSS PERFORMANCE	1	1:43.985	9 Laps	1 Lap	68.68		
DNF	18	R	Jamie THOMAS	Suzuki - Team RubyRacing	1	1:51.447	9 Laps		64.08		
DNF	818	R	Alex BARKER	Yamaha - Courtneys Vehicle Logistics & Barker Wo	0						
DNF	188	R	Dawid KRAWIECKI	Yamaha - Code Blue LTD	0						

#### FASTEST LAP

16			Luke HOPKINS	Yamaha - Hopkins Racing	8	1:32.996		76.80 mph	123.60 kph
100	R		Craig HOWTON	Suzuki - Me	10	1:32.998		76.80 mph	123.60 kph
82	C		Andrew SMITH	Kawasaki - 5 Club Racing	2	1:35.360		74.90 mph	120.54 kph

Class - 92.5% of Race Speed = 68.47 mph  
 Class C - 92.5% of Race Speed = 68.46 mph  
 Class R - 92.5% of Race Speed = 68.04 mph

Snetterton 200  
 Circuit Length = 1.9840 miles  
 Start: 14:33 Flag 14:49 End: 14:50

Weather / Track : Rain / Wet

These results are provisional until the conclusion of any judicial and technical matters.

Clerk Of Course :	Timekeeper :
-------------------	--------------

Results can be found at [www.tsl-timing.com](http://www.tsl-timing.com)

Printed - 14:51 Sunday, 26 August 2018



# BMCRC - MRO Championships 2018 - Rnd 8 @ Snetterton 200

## Team Respro MRO 600 inc Clubman 600 & L&W Contractors Rookie 600

### RACE 12 - LAP CHART

#### LAP 1 @ 14:35:00.077

NO	BEHIND	LAP TIME
46		1:39.384
82	0.650	1:40.034
39	4.601	1:43.985
60	6.159	1:45.543
17	7.424	1:46.808
156	7.574	1:46.958
912	7.947	1:47.331
53	8.627	1:48.011
40	9.396	1:48.780
100	9.645	1:49.029
21	10.707	1:50.091
2	10.986	1:50.370
56	11.683	1:51.067
18	12.063	1:51.447
16	12.738	1:52.122
42	13.062	1:52.446
194	17.021	1:56.405
333	17.193	1:56.577
8	18.277	1:57.661
184	18.888	1:58.272

#### LAP 2 @ 14:36:34.767

NO	BEHIND	LAP TIME
46		1:34.690
82	1.320	1:35.360
60	9.433	1:37.964
912	12.633	1:39.376
156	12.819	1:39.935
53	13.201	1:39.264
40	13.261	1:38.555
100	14.429	1:39.474
17	15.398	1:42.664
2	16.287	1:39.991
21	16.651	1:40.634
56	19.840	1:42.847
16	22.755	1:44.707
42	23.485	1:45.113
333	27.770	1:45.267
8	30.080	1:46.493
184	30.645	1:46.447
194	34.056	1:51.725

#### LAP 3 @ 14:38:10.547

NO	BEHIND	LAP TIME
46		1:35.780
82	1.637	1:36.097
60	12.205	1:38.552
53	14.683	1:37.262
912	15.508	1:38.655
100	15.829	1:37.180
40	15.965	1:38.484
156	16.992	1:39.953
2	19.923	1:39.416
17	21.002	1:41.384
21	21.130	1:40.259
56	24.910	1:40.850
16	25.386	1:38.411
42	26.218	1:38.513
184	37.895	1:43.030
8	38.206	1:43.906
194	47.484	1:49.208

#### LAP 4 @ 14:39:47.498

NO	BEHIND	LAP TIME
46		1:36.951
82	1.354	1:36.668
53	14.823	1:37.091
100	14.997	1:36.119
912	15.167	1:36.610
40	15.989	1:36.975
156	18.396	1:38.355
2	23.639	1:40.667
17	25.495	1:41.444
21	25.623	1:41.444
56	29.289	1:41.330
16	30.139	1:41.704
42	30.401	1:41.134
184	41.940	1:40.996
8	43.981	1:42.726
194	56.636	1:46.103

#### LAP 5 @ 14:41:23.506

NO	BEHIND	LAP TIME
46		1:36.008
82	1.785	1:36.439
100	14.676	1:35.687
912	15.777	1:36.618
53	16.576	1:37.761
40	16.870	1:36.889
156	21.249	1:38.861
2	27.346	1:39.715
17	28.749	1:39.262
21	29.139	1:39.524
56	33.141	1:39.860
16	33.291	1:39.160
42	34.214	1:39.821
184	45.203	1:39.271
8	51.751	1:43.778
194	1:07.015	1:46.387

#### LAP 6 @ 14:42:59.831

NO	BEHIND	LAP TIME
46		1:36.325
82	1.268	1:35.808
100	14.364	1:36.013
912	16.084	1:36.632
53	16.459	1:36.208
40	16.682	1:36.137
156	24.884	1:39.960
2	29.687	1:38.666
17	30.825	1:38.401
21	31.052	1:38.238
16	31.121	1:34.155
56	35.235	1:38.419
42	35.949	1:38.060
184	46.850	1:37.972
8	58.261	1:42.835
194	1:16.517	1:45.827

#### LAP 7 @ 14:44:35.986

NO	BEHIND	LAP TIME
46		1:36.155
82	0.714	1:35.601

100	13.603	1:35.394	2	34.702	1:36.738
40	15.942	1:35.415	42	36.124	1:36.923
53	17.237	1:36.933	17	37.107	1:38.340
912	24.572	1:44.643	21	40.238	1:39.312
156	25.408	1:36.679	56	49.002	1:41.948
16	31.439	1:36.473	184	52.126	1:38.171
2	32.591	1:39.059	8	1:21.868	1:42.069
17	33.403	1:38.733			
21	34.751	1:39.854			
42	36.783	1:36.989			
56	38.276	1:39.196			
184	49.260	1:38.565			
8	1:04.958	1:42.852			
194	1:27.957	1:47.595			

#### LAP 8 @ 14:46:11.736

NO	BEHIND	LAP TIME
46		1:35.750
82	0.890	1:35.926
100	12.959	1:35.106
40	13.449	1:33.257
53	17.524	1:36.037
912	26.653	1:37.831
156	27.940	1:38.282
16	28.685	1:32.996
2	33.627	1:36.786
17	35.493	1:37.840
21	37.125	1:38.124
42	37.430	1:36.397
56	40.964	1:38.438
184	50.250	1:36.740
8	1:11.408	1:42.200

#### LAP 9 @ 14:47:48.950

NO	BEHIND	LAP TIME
46		1:37.214
82	0.696	1:37.020
194	1 Lap	1:47.517
100	9.664	1:33.919
40	10.537	1:34.302
53	17.346	1:37.036
912	27.193	1:37.754
16	27.462	1:35.991
156	29.214	1:38.488
2	34.482	1:38.069
17	35.285	1:37.006
42	35.719	1:35.503
21	37.444	1:37.533
56	43.572	1:39.822
184	50.473	1:37.437
8	1:16.317	1:42.123

#### LAP 10 @ 14:49:25.468

NO	BEHIND	LAP TIME
46		1:36.518
82	0.103	1:35.925
100	6.144	1:32.998
40	9.094	1:35.075
194	1 Lap	1:47.365
53	19.145	1:38.317
16	24.816	1:33.872
912	27.151	1:36.476
156	30.899	1:38.203

Weather / Track : Rain / Wet

Results can be found at [www.tsl-timing.com](http://www.tsl-timing.com)

Snetterton 200

Circuit Length = 1.9840 miles

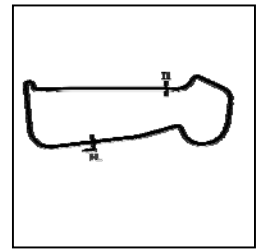
Start: 14:33 Flag 14:49 End: 14:50

Printed - 14:52 Sunday, 26 August 2018

# BMCRC - MRO Championships 2018 - Rnd 8 @ Snetterton 200

Team Respro MRO 600 inc Clubman 600 & L&W Contractors Rookie 600

## RACE 12 - SECTOR ANALYSIS



SECTOR 1 = FL to I1, SECTOR 2 = I1 to FL, DIFF = Difference To Personal Best Lap, P = Crossed Finish Line in Pit Lane, D = Time Disallowed

P1 46		Harry ROWLINGS		Triumph - Bernard Elliott racing / Steve Jordan motorcycles			
IDEAL LAP TIME : 1:34.690		BEST LAP TIME : 1:34.690		DIFFERENCE : 0.000			
LAP	SECTOR 1	SECTOR 2	LAP TIME	MPH	DIFF	TIME OF DAY	
1 -		51.466	1:39.384	71.86	4.694	14:35:00.077	
2 -	<b>43.538</b>	<b>51.152</b>	<b>1:34.690 (1)</b>	<b>75.43</b>		<b>14:36:34.767</b>	
3 -	44.006	51.774	1:35.780 (3)	74.57	1.090	14:38:10.547	
4 -	44.755	52.196	1:36.951	73.67	2.261	14:39:47.498	
5 -	44.309	51.699	1:36.008	74.39	1.318	14:41:23.506	
6 -	44.352	51.973	1:36.325	74.15	1.635	14:42:59.831	
7 -	44.245	51.910	1:36.155	74.28	1.465	14:44:35.986	
8 -	44.240	51.510	1:35.750 (2)	74.59	1.060	14:46:11.736	
9 -	44.404	52.810	1:37.214	73.47	2.524	14:47:48.950	
10 -	44.216	52.302	1:36.518	74.00	1.828	14:49:25.468	

P2 82 C		Andrew SMITH		Kawasaki - 5 Club Racing			
IDEAL LAP TIME : 1:34.869		BEST LAP TIME : 1:35.360		DIFFERENCE : 0.491			
LAP	SECTOR 1	SECTOR 2	LAP TIME	MPH	DIFF	TIME OF DAY	
1 -		<b>51.431</b>	1:40.034	71.40	4.674	14:35:00.727	
2 -	<b>43.438</b>	51.922	<b>1:35.360 (1)</b>	<b>74.90</b>		<b>14:36:36.087</b>	
3 -	44.274	51.823	1:36.097	74.32	0.737	14:38:12.184	
4 -	44.238	52.430	1:36.668	73.88	1.308	14:39:48.852	
5 -	44.358	52.081	1:36.439	74.06	1.079	14:41:25.291	
6 -	44.056	51.752	1:35.808 (3)	74.55	0.448	14:43:01.099	
7 -	43.911	51.690	1:35.601 (2)	74.71	0.241	14:44:36.700	
8 -	44.120	51.806	1:35.926	74.45	0.566	14:46:12.626	
9 -	44.158	52.862	1:37.020	73.61	1.660	14:47:49.646	
10 -	44.139	51.786	1:35.925	74.45	0.565	14:49:25.571	

P3 100 R		Craig HOWTON		Suzuki - Me			
IDEAL LAP TIME : 1:32.998		BEST LAP TIME : 1:32.998		DIFFERENCE : 0.000			
LAP	SECTOR 1	SECTOR 2	LAP TIME	MPH	DIFF	TIME OF DAY	
1 -		55.473	1:49.029	65.51	16.031	14:35:09.722	
2 -	46.814	52.660	1:39.474	71.80	6.476	14:36:49.196	
3 -	44.749	52.431	1:37.180	73.49	4.182	14:38:26.376	
4 -	44.479	51.640	1:36.119	74.30	3.121	14:40:02.495	
5 -	44.757	50.930	1:35.687	74.64	2.689	14:41:38.182	
6 -	44.148	51.865	1:36.013	74.39	3.015	14:43:14.195	
7 -	44.591	50.803	1:35.394	74.87	2.396	14:44:49.589	
8 -	44.091	51.015	1:35.106 (3)	75.10	2.108	14:46:24.695	
9 -	43.433	50.486	1:33.919 (2)	76.04	0.921	14:47:58.614	
10 -	<b>43.222</b>	<b>49.776</b>	<b>1:32.998 (1)</b>	<b>76.80</b>		<b>14:49:31.612</b>	

P4 40		David SHELVEY		Suzuki - ymark.com			
IDEAL LAP TIME : 1:33.218		BEST LAP TIME : 1:33.257		DIFFERENCE : 0.039			
LAP	SECTOR 1	SECTOR 2	LAP TIME	MPH	DIFF	TIME OF DAY	
1 -		55.675	1:48.780	65.66	15.523	14:35:09.473	
2 -	45.431	53.124	1:38.555	72.47	5.298	14:36:48.028	
3 -	45.112	53.372	1:38.484	72.52	5.227	14:38:26.512	
4 -	44.679	52.296	1:36.975	73.65	3.718	14:40:03.487	
5 -	45.047	51.842	1:36.889	73.71	3.632	14:41:40.376	
6 -	43.971	52.166	1:36.137	74.29	2.880	14:43:16.513	
7 -	44.592	50.823	1:35.415	74.85	2.158	14:44:51.928	
8 -	43.362	<b>49.895</b>	<b>1:33.257 (1)</b>	<b>76.58</b>		<b>14:46:25.185</b>	
9 -	<b>43.323</b>	50.979	1:34.302 (2)	75.74	1.045	14:47:59.487	
10 -	43.634	51.441	1:35.075 (3)	75.12	1.818	14:49:34.562	

P5 53 C		Jason SIGGS		Yamaha - J Siggs Construction			
IDEAL LAP TIME : 1:35.261		BEST LAP TIME : 1:36.037		DIFFERENCE : 0.776			
LAP	SECTOR 1	SECTOR 2	LAP TIME	MPH	DIFF	TIME OF DAY	

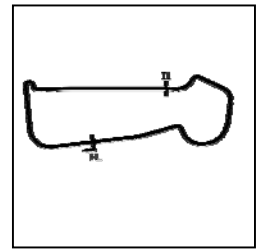
Weather / Track : Rain / Wet

Snetterton 200  
Circuit Length = 1.9840 miles  
Start: 14:33 Flag 14:49 End: 14:50

# BMCRC - MRO Championships 2018 - Rnd 8 @ Snetterton 200

Team Respro MRO 600 inc Clubman 600 & L&W Contractors Rookie 600

## RACE 12 - SECTOR ANALYSIS



SECTOR 1 = FL to I1, SECTOR 2 = I1 to FL, DIFF = Difference To Personal Best Lap, P = Crossed Finish Line in Pit Lane, D = Time Disallowed

Lap	Time	Diff	MPH	Time of Day
1 -	56.240		1:48.011	66.12 11.974 14:35:08.704
2 -	45.721	53.543	1:39.264	71.95 3.227 14:36:47.968
3 -	44.978	52.284	1:37.262	73.43 1.225 14:38:25.230
4 -	44.029	53.062	1:37.091	73.56 1.054 14:40:02.321
5 -	45.242	52.519	1:37.761	73.06 1.724 14:41:40.082
6 -	<b>43.948</b>	52.260	1:36.208 (2)	74.24 0.171 14:43:16.290
7 -	45.620	<b>51.313</b>	1:36.933 (3)	73.68 0.896 14:44:53.223
8 -	44.241	51.796	<b>1:36.037 (1)</b>	<b>74.37</b> <b>14:46:29.260</b>
9 -	44.593	52.443	1:37.036	73.60 0.999 14:48:06.296
10 -	45.108	53.209	1:38.317	72.64 2.280 14:49:44.613

P6 16 Luke HOPKINS			Yamaha - Hopkins Racing			
IDEAL LAP TIME : 1:32.839		BEST LAP TIME : 1:32.996		DIFFERENCE : 0.157		
LAP	SECTOR 1	SECTOR 2	LAP TIME	MPH	DIFF	TIME OF DAY

1 -		56.825	1:52.122	63.70	19.126	14:35:12.815
2 -	45.440	59.267	1:44.707	68.21	11.711	14:36:57.522
3 -	44.788	53.623	1:38.411	72.57	5.415	14:38:35.933
4 -	46.960	54.744	1:41.704	70.22	8.708	14:40:17.637
5 -	45.593	53.567	1:39.160	72.03	6.164	14:41:56.797
6 -	<b>43.050</b>	51.105	1:34.155 (3)	75.85	1.159	14:43:30.952
7 -	44.243	52.230	1:36.473	74.03	3.477	14:45:07.425
8 -	43.207	<b>49.789</b>	<b>1:32.996 (1)</b>	<b>76.80</b>		<b>14:46:40.421</b>
9 -	44.019	51.972	1:35.991	74.40	2.995	14:48:16.412
10 -	43.189	50.683	1:33.872 (2)	76.08	0.876	14:49:50.284

P7 912 R Michael WHITE			Yamaha -			
IDEAL LAP TIME : 1:35.186		BEST LAP TIME : 1:36.476		DIFFERENCE : 1.290		
LAP	SECTOR 1	SECTOR 2	LAP TIME	MPH	DIFF	TIME OF DAY

1 -		56.043	1:47.331	66.54	10.855	14:35:08.024
2 -	44.388	54.988	1:39.376	71.87	2.900	14:36:47.400
3 -	44.772	53.883	1:38.655	72.39	2.179	14:38:26.055
4 -	43.885	52.725	1:36.610 (2)	73.93	0.134	14:40:02.665
5 -	44.857	<b>51.761</b>	1:36.618 (3)	73.92	0.142	14:41:39.283
6 -	<b>43.425</b>	53.207	1:36.632	73.91	0.156	14:43:15.915
7 -	44.273	1:00.370	1:44.643	68.25	8.167	14:45:00.558
8 -	44.085	53.746	1:37.831	73.00	1.355	14:46:38.389
9 -	44.155	53.599	1:37.754	73.06	1.278	14:48:16.143
10 -	43.791	52.685	<b>1:36.476 (1)</b>	<b>74.03</b>		<b>14:49:52.619</b>

P8 156 C Michael STONE			Kawasaki -			
IDEAL LAP TIME : 1:36.679		BEST LAP TIME : 1:36.679		DIFFERENCE : 0.000		
LAP	SECTOR 1	SECTOR 2	LAP TIME	MPH	DIFF	TIME OF DAY

1 -		54.734	1:46.958	66.77	10.279	14:35:07.651
2 -	44.741	55.194	1:39.935	71.47	3.256	14:36:47.586
3 -	45.543	54.410	1:39.953	71.45	3.274	14:38:27.539
4 -	45.304	53.051	1:38.355	72.61	1.676	14:40:05.894
5 -	45.485	53.376	1:38.861	72.24	2.182	14:41:44.755
6 -	46.469	53.491	1:39.960	71.45	3.281	14:43:24.715
7 -	<b>44.564</b>	<b>52.115</b>	<b>1:36.679 (1)</b>	<b>73.87</b>		<b>14:45:01.394</b>
8 -	44.709	53.573	1:38.282 (3)	72.67	1.603	14:46:39.676
9 -	44.871	53.617	1:38.488	72.52	1.809	14:48:18.164
10 -	45.522	52.681	1:38.203 (2)	72.73	1.524	14:49:56.367

P9 2 R Toby TRUNDLE			Triumph - Harris Motorcycles Ltd - Harlow Essex			
IDEAL LAP TIME : 1:36.361		BEST LAP TIME : 1:36.738		DIFFERENCE : 0.377		
LAP	SECTOR 1	SECTOR 2	LAP TIME	MPH	DIFF	TIME OF DAY

1 -		56.586	1:50.370	64.71	13.632	14:35:11.063
2 -	45.748	54.243	1:39.991	71.43	3.253	14:36:51.054
3 -	45.083	54.333	1:39.416	71.84	2.678	14:38:30.470
4 -	46.103	54.564	1:40.667	70.95	3.929	14:40:11.137

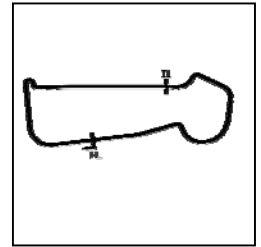
Weather / Track : Rain / Wet

Snetterton 200  
Circuit Length = 1.9840 miles  
Start: 14:33 Flag 14:49 End: 14:50

# BMCRC - MRO Championships 2018 - Rnd 8 @ Snetterton 200

Team Respro MRO 600 inc Clubman 600 & L&W Contractors Rookie 600

## RACE 12 - SECTOR ANALYSIS



SECTOR 1 = FL to I1, SECTOR 2 = I1 to FL, DIFF = Difference To Personal Best Lap, P = Crossed Finish Line in Pit Lane, D = Time Disallowed

5 -	45.453	54.262	1:39.715	71.62	2.977	14:41:50.852
6 -	45.436	53.230	1:38.666	72.39	1.928	14:43:29.518
7 -	45.355	53.704	1:39.059	72.10	2.321	14:45:08.577
8 -	44.581	<b>52.205</b>	1:36.786 (2)	73.79	0.048	14:46:45.363
9 -	44.698	53.371	1:38.069 (3)	72.83	1.331	14:48:23.432
10 -	<b>44.156</b>	52.582	<b>1:36.738 (1)</b>	<b>73.83</b>		<b>14:50:00.170</b>

P10 42 R		Michael ATTWOOD		Yamaha - Moremoto		
IDEAL LAP TIME : 1:35.404		BEST LAP TIME : 1:35.503		DIFFERENCE : 0.099		
LAP	SECTOR 1	SECTOR 2	LAP TIME	MPH	DIFF	TIME OF DAY
1 -		56.886	1:52.446	63.51	16.943	14:35:13.139
2 -	45.863	59.250	1:45.113	67.95	9.610	14:36:58.252
3 -	45.197	53.316	1:38.513	72.50	3.010	14:38:36.765
4 -	46.409	54.725	1:41.134	70.62	5.631	14:40:17.899
5 -	45.969	53.852	1:39.821	71.55	4.318	14:41:57.720
6 -	44.834	53.226	1:38.060	72.83	2.557	14:43:35.780
7 -	44.397	52.592	1:36.989	73.64	1.486	14:45:12.769
8 -	<b>44.160</b>	52.237	1:36.397 (2)	74.09	0.894	14:46:49.166
9 -	44.259	<b>51.244</b>	<b>1:35.503 (1)</b>	<b>74.78</b>		<b>14:48:24.669</b>
10 -	44.883	52.040	1:36.923 (3)	73.69	1.420	14:50:01.592

P11 17 C		Philip BAKER		Triumph - Ashford accident repair centre		
IDEAL LAP TIME : 1:36.541		BEST LAP TIME : 1:37.006		DIFFERENCE : 0.465		
LAP	SECTOR 1	SECTOR 2	LAP TIME	MPH	DIFF	TIME OF DAY
1 -		55.168	1:46.808	66.87	9.802	14:35:07.501
2 -	47.124	55.540	1:42.664	69.57	5.658	14:36:50.165
3 -	46.280	55.104	1:41.384	70.45	4.378	14:38:31.549
4 -	46.422	55.022	1:41.444	70.40	4.438	14:40:12.993
5 -	45.571	53.691	1:39.262	71.95	2.256	14:41:52.255
6 -	45.375	53.026	1:38.401	72.58	1.395	14:43:30.656
7 -	44.672	54.061	1:38.733	72.34	1.727	14:45:09.389
8 -	44.533	53.307	1:37.840 (2)	73.00	0.834	14:46:47.229
9 -	<b>43.819</b>	53.187	<b>1:37.006 (1)</b>	<b>73.62</b>		<b>14:48:24.235</b>
10 -	45.618	<b>52.722</b>	1:38.340 (3)	72.63	1.334	14:50:02.575

P12 21 R		Nick WHITCHER		Yamaha -		
IDEAL LAP TIME : 1:37.307		BEST LAP TIME : 1:37.533		DIFFERENCE : 0.226		
LAP	SECTOR 1	SECTOR 2	LAP TIME	MPH	DIFF	TIME OF DAY
1 -		57.430	1:50.091	64.87	12.558	14:35:10.784
2 -	45.606	55.028	1:40.634	70.97	3.101	14:36:51.418
3 -	46.422	53.837	1:40.259	71.24	2.726	14:38:31.677
4 -	46.878	54.566	1:41.444	70.40	3.911	14:40:13.121
5 -	46.395	53.129	1:39.524	71.76	1.991	14:41:52.645
6 -	45.362	<b>52.876</b>	1:38.238 (3)	72.70	0.705	14:43:30.883
7 -	46.087	53.767	1:39.854	71.52	2.321	14:45:10.737
8 -	44.874	53.250	1:38.124 (2)	72.79	0.591	14:46:48.861
9 -	<b>44.431</b>	53.102	<b>1:37.533 (1)</b>	<b>73.23</b>		<b>14:48:26.394</b>
10 -	45.453	53.859	1:39.312	71.92	1.779	14:50:05.706

P13 56		Michael MILLS		Yamaha - A51 Racing		
IDEAL LAP TIME : 1:38.419		BEST LAP TIME : 1:38.419		DIFFERENCE : 0.000		
LAP	SECTOR 1	SECTOR 2	LAP TIME	MPH	DIFF	TIME OF DAY
1 -		57.144	1:51.067	64.30	12.648	14:35:11.760
2 -	46.180	56.667	1:42.847	69.44	4.428	14:36:54.607
3 -	46.458	54.392	1:40.850	70.82	2.431	14:38:35.457
4 -	46.651	54.679	1:41.330	70.48	2.911	14:40:16.787
5 -	46.080	53.780	1:39.860	71.52	1.441	14:41:56.647
6 -	<b>45.470</b>	<b>52.949</b>	<b>1:38.419 (1)</b>	<b>72.57</b>		<b>14:43:35.066</b>
7 -	45.679	53.517	1:39.196 (3)	72.00	0.777	14:45:14.262
8 -	45.474	52.964	1:38.438 (2)	72.55	0.019	14:46:52.700

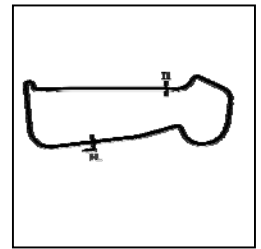
Weather / Track : Rain / Wet

Snetterton 200  
Circuit Length = 1.9840 miles  
Start: 14:33 Flag 14:49 End: 14:50

# BMCRC - MRO Championships 2018 - Rnd 8 @ Snetterton 200

Team Respro MRO 600 inc Clubman 600 & L&W Contractors Rookie 600

## RACE 12 - SECTOR ANALYSIS



SECTOR 1 = FL to I1, SECTOR 2 = I1 to FL, DIFF = Difference To Personal Best Lap, P = Crossed Finish Line in Pit Lane, D = Time Disallowed

9 -	46.153	53.669	1:39.822	71.55	1.403	14:48:32.522
10 -	45.676	56.272	1:41.948	70.06	3.529	14:50:14.470

P14 184 R		Phillip MCMANAMON		Honda -			
IDEAL LAP TIME : 1:36.531		BEST LAP TIME : 1:36.740		DIFFERENCE : 0.209			
LAP	SECTOR 1	SECTOR 2	LAP TIME	MPH	DIFF	TIME OF DAY	
1 -		1:00.054	1:58.272	60.39	21.532	14:35:18.965	
2 -	47.994	58.453	1:46.447	67.09	9.707	14:37:05.412	
3 -	46.360	56.670	1:43.030	69.32	6.290	14:38:48.442	
4 -	46.198	54.798	1:40.996	70.72	4.256	14:40:29.438	
5 -	45.432	53.839	1:39.271	71.94	2.531	14:42:08.709	
6 -	44.927	53.045	1:37.972 (3)	72.90	1.232	14:43:46.681	
7 -	44.776	53.789	1:38.565	72.46	1.825	14:45:25.246	
8 -	44.640	<b>52.100</b>	<b>1:36.740 (1)</b>	<b>73.83</b>		<b>14:47:01.986</b>	
9 -	<b>44.431</b>	53.006	1:37.437 (2)	73.30	0.697	14:48:39.423	
10 -	44.450	53.721	1:38.171	72.75	1.431	14:50:17.594	

P15 8 R		Dave SAUNDERS		Honda -			
IDEAL LAP TIME : 1:41.577		BEST LAP TIME : 1:42.069		DIFFERENCE : 0.492			
LAP	SECTOR 1	SECTOR 2	LAP TIME	MPH	DIFF	TIME OF DAY	
1 -		1:00.450	1:57.661	60.70	15.592	14:35:18.354	
2 -	48.214	58.279	1:46.493	67.07	4.424	14:37:04.847	
3 -	47.296	56.610	1:43.906	68.74	1.837	14:38:48.753	
4 -	46.518	56.208	1:42.726	69.52	0.657	14:40:31.479	
5 -	47.096	56.682	1:43.778	68.82	1.709	14:42:15.257	
6 -	47.024	55.811	1:42.835	69.45	0.766	14:43:58.092	
7 -	46.361	56.491	1:42.852	69.44	0.783	14:45:40.944	
8 -	46.612	<b>55.588</b>	1:42.200 (3)	69.88	0.131	14:47:23.144	
9 -	46.258	55.865	1:42.123 (2)	69.94	0.054	14:49:05.267	
10 -	<b>45.989</b>	56.080	<b>1:42.069 (1)</b>	<b>69.97</b>		<b>14:50:47.336</b>	

P16 194 R		Liam CRACKNELL		Kawasaki -			
IDEAL LAP TIME : 1:45.435		BEST LAP TIME : 1:45.827		DIFFERENCE : 0.392			
LAP	SECTOR 1	SECTOR 2	LAP TIME	MPH	DIFF	TIME OF DAY	
1 -		1:00.230	1:56.405	61.35	10.578	14:35:17.098	
2 -	50.878	1:00.847	1:51.725	63.92	5.898	14:37:08.823	
3 -	51.222	57.986	1:49.208	65.40	3.381	14:38:58.031	
4 -	49.579	<b>56.524</b>	1:46.103 (2)	67.31	0.276	14:40:44.134	
5 -	<b>48.911</b>	57.476	1:46.387 (3)	67.13	0.560	14:42:30.521	
6 -	49.086	56.741	<b>1:45.827 (1)</b>	<b>67.49</b>		<b>14:44:16.348</b>	
7 -	50.569	57.026	1:47.595	66.38	1.768	14:46:03.943	
8 -	49.817	57.700	1:47.517	66.43	1.690	14:47:51.460	
9 -	49.520	57.845	1:47.365	66.52	1.538	14:49:38.825	

P17 60 C		Jack YOUNGE		Yamaha - Chase Timber Products			
IDEAL LAP TIME : 1:37.964		BEST LAP TIME : 1:37.964		DIFFERENCE : 0.000			
LAP	SECTOR 1	SECTOR 2	LAP TIME	MPH	DIFF	TIME OF DAY	
1 -		54.485	1:45.543	67.67	7.579	14:35:06.236	
2 -	<b>44.873</b>	<b>53.091</b>	<b>1:37.964 (1)</b>	<b>72.90</b>		<b>14:36:44.200</b>	
3 -	45.459	53.093	1:38.552 (2)	72.47	0.588	14:38:22.752	

P18 333 R		Robert PRICE		Suzuki -			
IDEAL LAP TIME : 1:45.267		BEST LAP TIME : 1:45.267		DIFFERENCE : 0.000			
LAP	SECTOR 1	SECTOR 2	LAP TIME	MPH	DIFF	TIME OF DAY	
1 -		59.900	1:56.577	61.26	11.310	14:35:17.270	
2 -	<b>46.113</b>	<b>59.154</b>	<b>1:45.267 (1)</b>	<b>67.85</b>		<b>14:37:02.537</b>	

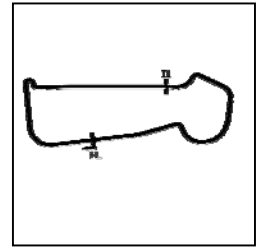
Weather / Track : Rain / Wet

Snetterton 200  
Circuit Length = 1.9840 miles  
Start: 14:33 Flag 14:49 End: 14:50

# BMCRC - MRO Championships 2018 - Rnd 8 @ Snetterton 200

Team Respro MRO 600 inc Clubman 600 & L&W Contractors Rookie 600

## RACE 12 - SECTOR ANALYSIS



SECTOR 1 = FL to I1, SECTOR 2 = I1 to FL, DIFF = Difference To Personal Best Lap, P = Crossed Finish Line in Pit Lane, D = Time Disallowed

<b>P19 39 R Max MORGAN</b>		Kawasaki - MSS PERFORMANCE				
IDEAL LAP TIME : 1:37.682		BEST LAP TIME :		DIFFERENCE :		
LAP	SECTOR 1	SECTOR 2	LAP TIME	MPH	DIFF	TIME OF DAY
1 -		<b>53.082</b>	1:43.985	68.68		14:35:04.678

<b>P20 18 R Jamie THOMAS</b>		Suzuki - Team RubyRacing				
IDEAL LAP TIME : 1:42.138		BEST LAP TIME :		DIFFERENCE :		
LAP	SECTOR 1	SECTOR 2	LAP TIME	MPH	DIFF	TIME OF DAY
1 -		<b>56.804</b>	1:51.447	64.08		14:35:12.140

Weather / Track : Rain / Wet

Results can be found at [www.tsl-timing.com](http://www.tsl-timing.com)

Page 5 of 5

Snetterton 200  
Circuit Length = 1.9840 miles  
Start: 14:33 Flag 14:49 End: 14:50

Printed - 14:52 Sunday, 26 August 2018

# BMCRC - MRO Championships 2018 - Rnd 8 @ Snetterton 200

Team Respro MRO 600 inc Clubman 600 & L&W Contractors Rookie 600

## RACE 12 - BEST SECTORS

SECTOR 1			SECTOR 2			IDEAL / BEST COMPARISON						
POS	NO	NAME	TIME	NO	NAME	TIME	POS	NO	NAME	IDEAL	BEST	DIFF
									<b>PERFECT LAP</b>	<b>1:32.826</b>		
1	16	HOPKINS	<b>43.050</b>	100	HOWTON	<b>49.776</b>	1	16	HOPKINS	1:32.839	1:32.996	0.157
2	100	HOWTON	<b>43.222</b>	16	HOPKINS	<b>49.789</b>	2	100	HOWTON	1:32.998	1:32.998	0.000
3	40	SHELVEY	<b>43.323</b>	40	SHELVEY	<b>49.895</b>	3	40	SHELVEY	1:33.218	1:33.257	0.039
4	912	WHITE	<b>43.425</b>	46	ROWLINGS	<b>51.152</b>	4	46	ROWLINGS	1:34.690	1:34.690	0.000
5	82	SMITH	<b>43.438</b>	42	ATTWOOD	<b>51.244</b>	5	82	SMITH	1:34.869	1:35.360	0.491
6	46	ROWLINGS	<b>43.538</b>	53	SIGGS	<b>51.313</b>	6	912	WHITE	1:35.186	1:36.476	1.290
7	17	BAKER	<b>43.819</b>	82	SMITH	<b>51.431</b>	7	53	SIGGS	1:35.261	1:36.037	0.776
8	53	SIGGS	<b>43.948</b>	912	WHITE	<b>51.761</b>	8	42	ATTWOOD	1:35.404	1:35.503	0.099
9	2	TRUNDLE	<b>44.156</b>	184	MCMANAMON	<b>52.100</b>	9	2	TRUNDLE	1:36.361	1:36.738	0.377
10	42	ATTWOOD	<b>44.160</b>	156	STONE	<b>52.115</b>	10	184	MCMANAMON	1:36.531	1:36.740	0.209
11	21	WHITCHER	<b>44.431</b>	2	TRUNDLE	<b>52.205</b>	11	17	BAKER	1:36.541	1:37.006	0.465
12	184	MCMANAMON	<b>44.431</b>	17	BAKER	<b>52.722</b>	12	156	STONE	1:36.679	1:36.679	0.000
13	156	STONE	<b>44.564</b>	21	WHITCHER	<b>52.876</b>	13	21	WHITCHER	1:37.307	1:37.533	0.226
14	39	MORGAN	<b>44.600</b>	56	MILLS	<b>52.949</b>	14	39	MORGAN	1:37.682		
15	60	YOUNGE	<b>44.873</b>	39	MORGAN	<b>53.082</b>	15	60	YOUNGE	1:37.964	1:37.964	0.000
16	18	THOMAS	<b>45.334</b>	60	YOUNGE	<b>53.091</b>	16	56	MILLS	1:38.419	1:38.419	0.000
17	56	MILLS	<b>45.470</b>	8	SAUNDERS	<b>55.588</b>	17	8	SAUNDERS	1:41.577	1:42.069	0.492
18	8	SAUNDERS	<b>45.989</b>	194	CRACKNELL	<b>56.524</b>	18	18	THOMAS	1:42.138		
19	333	PRICE	<b>46.113</b>	18	THOMAS	<b>56.804</b>	19	333	PRICE	1:45.267	1:45.267	0.000
20	194	CRACKNELL	<b>48.911</b>	333	PRICE	<b>59.154</b>	20	194	CRACKNELL	1:45.435	1:45.827	0.392
21												
22												

Weather / Track : Rain / Wet

Results can be found at [www.tsl-timing.com](http://www.tsl-timing.com)

Snetterton 200

Circuit Length = 1.9840 miles

Start: 14:33 Flag 14:49 End: 14:50

Printed - 14:51 Sunday, 26 August 2018

# BMCRC-MRO Championships 2018



## MRO Minitwins & Rookie Minitwins

**Snetterton 200 Circuit**

**25<sup>th</sup> / 26<sup>th</sup> August 2018**



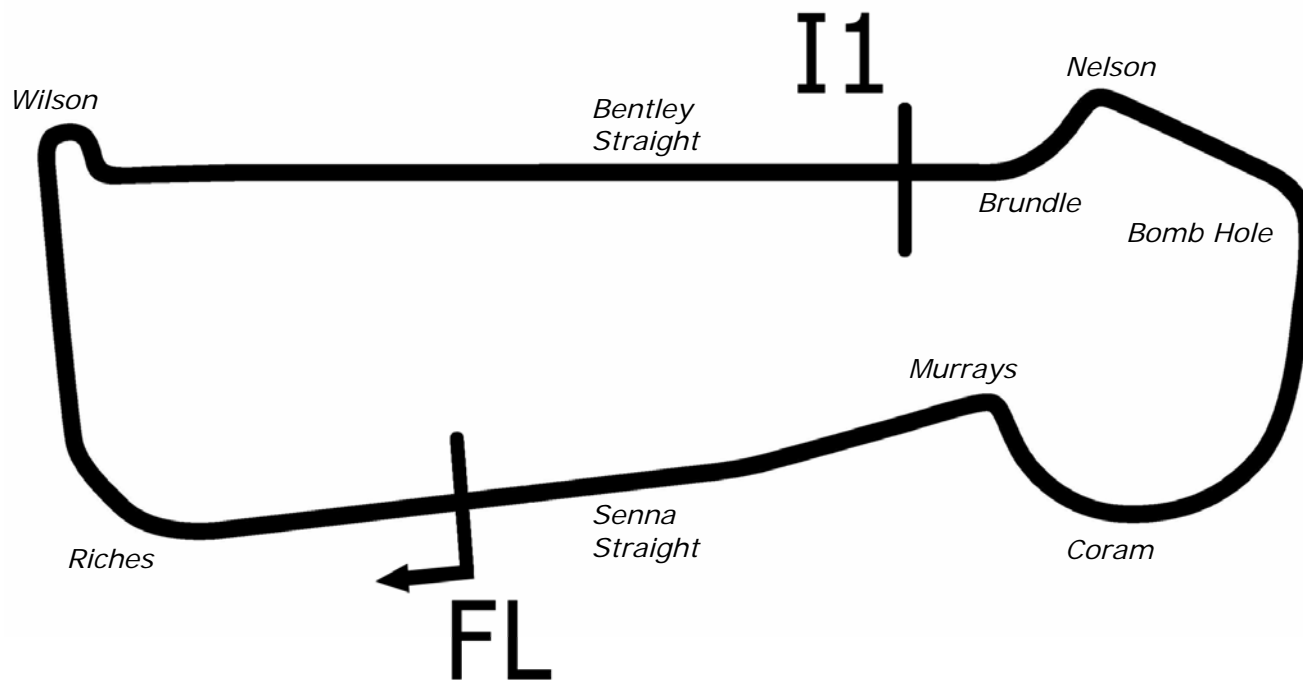
Results Provided by Timing Solutions Ltd  
[www.tsl-timing.com](http://www.tsl-timing.com)

# Snetterton 200



SPORTS TIMING

TIMING SOLUTIONS LTD



Length	1.9840 miles	3193.0 m
FL		52.46340 N 0.94476 E
I1	1612m	52.46617 N 0.94964 E
Pit Entry	2987m	52.46364 N 0.94774 E
Pit Exit	40m after FL	52.46338 N 0.94420 E
Pit Entry–Pit Exit 246m, 14.7s @60kph, 11.0s @80kph		

All results available at [www.tsl-timing.com](http://www.tsl-timing.com)

# BMCRC - MRO Championships 2018 - Rnd 8 @ Snetterton 200



## MRO Minitwins & BMCRC Rookie Minitwins

### QUALIFYING - CLASSIFICATION

POS	NO	CL	PIC NAME	ENTRY	TIME	ON	LAPS	GAP	DIFF	MPH
1	777	1	Mason WILLIAMS	Suzuki - MoreMoto	1:19.377	6	6			89.98
2	78	2	Keith POVAH	Suzuki - 78Plate.com ScreenPrinting/SubvertBoardstore.c	1:20.120	8	8	0.743	0.743	89.14
3	444	3	Mark WILLIAMS	Suzuki - My Wallet	1:21.142	5	9	1.765	1.022	88.02
4	86	4	Paul WITHERINGTON	Suzuki - P&R plumbing	1:22.073	8	9	2.696	0.931	87.02
5	74	5	Daniel SINGLETON	Kawasaki - me	1:22.365	9	9	2.988	0.292	86.71
6	19	6	Kevin LILLEY	Suzuki - Vanson Leathers	1:23.018	9	9	3.641	0.653	86.03
7	96	7	Dan HARRIS	Suzuki - HP Racing	1:23.211	8	8	3.834	0.193	85.83
8	113	8	Sam ELKINS	Suzuki - Me Old Man	1:23.830	9	9	4.453	0.619	85.20
9	48	9	Shaun WALLIS	Suzuki - Watling Tyres	1:25.061	5	9	5.684	1.231	83.96
10	84	10	Ricardo BRANCO	Suzuki - IMP Racing	1:25.664	8	9	6.287	0.603	83.37
11	76	11	Phillip RODGERS	Suzuki - pinbadgelab.co.uk	1:26.252	6	7	6.875	0.588	82.81
12	181	R	1 Robert FRANKLIN	Suzuki - RCF GARDENS	1:26.514	9	9	7.137	0.262	82.55
13	13	12	Wil GREEN	Suzuki - Faith Fueled Racing	1:26.845	9	9	7.468	0.331	82.24
14	130	R	2 Luke DOIG	Suzuki -	1:27.777	7	7	8.400	0.932	81.37
15	51	13	Andrew DURANT	Suzuki -	1:32.723	7	7	13.346	4.946	77.03
16	2	14	Martin PEARSON	Suzuki -	1:33.928	5	7	14.551	1.205	76.04

Weather / Track : Bright / Drying

These results are provisional until the conclusion of any judicial and technical matters.

Snetterton 200

Circuit Length = 1.9840 miles

Start: 09:46 Flag 09:59 End: 10:01

Clerk Of Course :

Timekeeper :

Results can be found at [www.tsl-timing.com](http://www.tsl-timing.com)

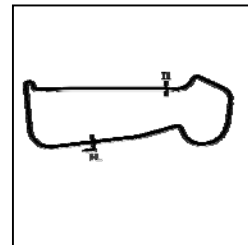
Printed - 10:02 Saturday, 25 August 2018



# BMCRC - MRO Championships 2018 - Rnd 8 @ Snetterton 200

## MRO Minitwins & BMCRC Rookie Minitwins

### QUALIFYING - SECTOR ANALYSIS



SECTOR 1 = FL to I1, SECTOR 2 = I1 to FL, DIFF = Difference To Personal Best Lap, P = Crossed Finish Line in Pit Lane, D = Time Disallowed

P1 777		Mason WILLIAMS		Suzuki - MoreMoto		
IDEAL LAP TIME : 1:19.377		BEST LAP TIME : 1:19.377		DIFFERENCE : 0.000		
LAP	SECTOR 1	SECTOR 2	LAP TIME	MPH	DIFF	TIME OF DAY
1 -	41.072	44.761	1:25.833	83.21	6.456	09:48:28.661
2 -	39.020	42.617	1:21.637	87.49	2.260	09:49:50.298
3 -	38.244	41.932	1:20.176	89.08	0.799	09:51:10.474
4 -	37.957	41.816	1:19.773 (3)	89.53	0.396	09:52:30.247
5 -	37.790	41.777	1:19.567 (2)	89.76	0.190	09:53:49.814
6 -	<b>37.707</b>	<b>41.670</b>	<b>1:19.377 (1)</b>	<b>89.98</b>		<b>09:55:09.191</b>

P2 78		Keith POVAH		Suzuki - 78Plate.com ScreenPrinting/SubvertBoardstore.com		
IDEAL LAP TIME : 1:20.082		BEST LAP TIME : 1:20.120		DIFFERENCE : 0.038		
LAP	SECTOR 1	SECTOR 2	LAP TIME	MPH	DIFF	TIME OF DAY
1 -	41.379	44.681	1:26.060	82.99	5.940	09:48:29.832
2 -	38.801	43.072	1:21.873	87.23	1.753	09:49:51.705
3 -	38.039	42.124	1:20.163 (2)	89.10	0.043	09:51:11.868
4 -	38.104	42.226	1:20.330 (3)	88.91	0.210	09:52:32.198
5 -	38.416	42.242	1:20.658	88.55	0.538	09:53:52.856
6 -	<b>38.030</b>	42.350	1:20.380	88.85	0.260	09:55:13.236
7 -	38.739	<b>42.052</b>	1:20.791	88.40	0.671	09:56:34.027
8 -	38.055	42.065	<b>1:20.120 (1)</b>	<b>89.14</b>		<b>09:57:54.147</b>

P3 444		Mark WILLIAMS		Suzuki - My Wallet		
IDEAL LAP TIME : 1:21.142		BEST LAP TIME : 1:21.142		DIFFERENCE : 0.000		
LAP	SECTOR 1	SECTOR 2	LAP TIME	MPH	DIFF	TIME OF DAY
1 -	43.334	46.833	1:30.167	79.21	9.025	09:48:34.606
2 -	39.349	44.370	1:23.719	85.31	2.577	09:49:58.325
3 -	38.936	43.495	1:22.431 (3)	86.64	1.289	09:51:20.756
4 -	39.025	43.550	1:22.575	86.49	1.433	09:52:43.331
5 -	<b>38.157</b>	<b>42.985</b>	<b>1:21.142 (1)</b>	<b>88.02</b>		<b>09:54:04.473</b>
6 -	38.511	43.888	1:22.399 (2)	86.68	1.257	09:55:26.872
7 -	39.582	43.583	1:23.165	85.88	2.023	09:56:50.037
8 -	38.822	47.920	1:26.742	82.34	5.600	09:58:16.779
9 -	38.658	44.492	1:23.150	85.89	2.008	09:59:39.929

P4 86		Paul WITHERINGTON		Suzuki - P&R plumbing		
IDEAL LAP TIME : 1:21.580		BEST LAP TIME : 1:22.073		DIFFERENCE : 0.493		
LAP	SECTOR 1	SECTOR 2	LAP TIME	MPH	DIFF	TIME OF DAY
1 -	45.459	51.221	1:36.680	73.87	14.607	09:48:50.951
2 -	42.043	46.147	1:28.190	80.99	6.117	09:50:19.141
3 -	38.850	45.918	1:24.768	84.25	2.695	09:51:43.909
4 -	40.397	43.684	1:24.081	84.94	2.008	09:53:07.990
5 -	39.496	43.891	1:23.387	85.65	1.314	09:54:31.377
6 -	39.206	48.733	1:27.939	81.22	5.866	09:55:59.316
7 -	39.814	43.093	1:22.907 (3)	86.15	0.834	09:57:22.223
8 -	<b>38.785</b>	43.288	<b>1:22.073 (1)</b>	<b>87.02</b>		<b>09:58:44.296</b>
9 -	39.948	<b>42.795</b>	1:22.743 (2)	86.32	0.670	10:00:07.039

P5 74		Daniel SINGLETON		Kawasaki - me		
IDEAL LAP TIME : 1:22.311		BEST LAP TIME : 1:22.365		DIFFERENCE : 0.054		
LAP	SECTOR 1	SECTOR 2	LAP TIME	MPH	DIFF	TIME OF DAY
1 -	43.260	46.858	1:30.118	79.25	7.753	09:48:35.030
2 -	39.576	1:00.014	1:39.590	71.71	17.225	09:50:14.620
3 -	40.326	44.527	1:24.853	84.17	2.488	09:51:39.473
4 -	39.092	43.531	1:22.623 (3)	86.44	0.258	09:53:02.096
5 -	<b>38.875</b>	44.620	1:23.495	85.54	1.130	09:54:25.591
6 -	39.396	43.541	1:22.937	86.12	0.572	09:55:48.528
7 -	39.341	43.695	1:23.036	86.01	0.671	09:57:11.564
8 -	38.955	43.538	1:22.493 (2)	86.58	0.128	09:58:34.057

Weather / Track : Bright / Drying

Snetterton 200

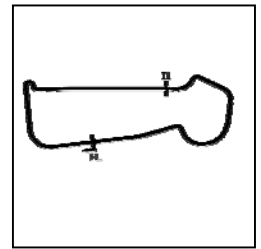
Circuit Length = 1.9840 miles

Start: 09:46 Flag 09:59 End: 10:01

# BMCRC - MRO Championships 2018 - Rnd 8 @ Snetterton 200

## MRO Minitwins & BMCRC Rookie Minitwins

### QUALIFYING - SECTOR ANALYSIS



SECTOR 1 = FL to I1, SECTOR 2 = I1 to FL, DIFF = Difference To Personal Best Lap, P = Crossed Finish Line in Pit Lane, D = Time Disallowed

9 - 38.929 **43.436** **1:22.365 (1)** **86.71** **09:59:56.422**

P6 19		Kevin LILLEY		Suzuki - Vanson Leathers			
IDEAL LAP TIME : 1:22.893		BEST LAP TIME : 1:23.018		DIFFERENCE : 0.125			
LAP	SECTOR 1	SECTOR 2	LAP TIME	MPH	DIFF	TIME OF DAY	
1 -	44.162	48.095	1:32.257	77.42	9.239	09:48:51.348	
2 -	41.022	45.711	1:26.733	82.35	3.715	09:50:18.081	
3 -	39.786	46.238	1:26.024	83.02	3.006	09:51:44.105	
4 -	39.540	44.353	1:23.893	85.13	0.875	09:53:07.998	
5 -	39.535	<b>43.748</b>	1:23.283 (3)	85.76	0.265	09:54:31.281	
6 -	39.366	43.779	1:23.145 (2)	85.90	0.127	09:55:54.426	
7 -	39.277	44.786	1:24.063	84.96	1.045	09:57:18.489	
8 -	39.634	43.851	1:23.485	85.55	0.467	09:58:41.974	
9 -	<b>39.145</b>	43.873	<b>1:23.018 (1)</b>	<b>86.03</b>		<b>10:00:04.992</b>	

P7 96		Dan HARRIS		Suzuki - HP Racing			
IDEAL LAP TIME : 1:23.018		BEST LAP TIME : 1:23.211		DIFFERENCE : 0.193			
LAP	SECTOR 1	SECTOR 2	LAP TIME	MPH	DIFF	TIME OF DAY	
1 -	45.088	47.933	1:33.021	76.78	9.810	09:48:36.635	
2 -	40.567	45.751	1:26.318	82.74	3.107	09:50:02.953	
3 -	39.716	45.324	1:25.040	83.99	1.829	09:51:27.993	
4 -	39.122	44.225	1:23.347 (3)	85.69	0.136	09:52:51.340	
5 -	<b>39.077</b>	44.217	1:23.294 (2)	85.75	0.083	09:54:14.634	
6 -	39.235	44.317	1:23.552	85.48	0.341	09:55:38.186	
7 -	39.331	44.041	1:23.372	85.67	0.161	09:57:01.558	
8 -	39.270	<b>43.941</b>	<b>1:23.211 (1)</b>	<b>85.83</b>		<b>09:58:24.769</b>	

P8 113		Sam ELKINS		Suzuki - Me Old Man			
IDEAL LAP TIME : 1:23.830		BEST LAP TIME : 1:23.830		DIFFERENCE : 0.000			
LAP	SECTOR 1	SECTOR 2	LAP TIME	MPH	DIFF	TIME OF DAY	
1 -	47.772	51.632	1:39.404	71.85	15.574	09:48:49.487	
2 -	44.031	50.191	1:34.222	75.80	10.392	09:50:23.709	
3 -	40.698	46.624	1:27.322	81.79	3.492	09:51:51.031	
4 -	41.311	46.541	1:27.852	81.30	4.022	09:53:18.883	
5 -	40.260	45.699	1:25.959	83.09	2.129	09:54:44.842	
6 -	40.234	45.037	1:25.271 (3)	83.76	1.441	09:56:10.113	
7 -	39.798	44.479	1:24.277 (2)	84.75	0.447	09:57:34.390	
8 -	40.558	45.519	1:26.077	82.97	2.247	09:59:00.467	
9 -	<b>39.425</b>	<b>44.405</b>	<b>1:23.830 (1)</b>	<b>85.20</b>		<b>10:00:24.297</b>	

P9 48		Shaun WALLIS		Suzuki - Watling Tyres			
IDEAL LAP TIME : 1:24.866		BEST LAP TIME : 1:25.061		DIFFERENCE : 0.195			
LAP	SECTOR 1	SECTOR 2	LAP TIME	MPH	DIFF	TIME OF DAY	
1 -	44.038	48.798	1:32.836	76.93	7.775	09:48:39.150	
2 -	41.235	46.525	1:27.760	81.38	2.699	09:50:06.910	
3 -	41.103	45.760	1:26.863	82.22	1.802	09:51:33.773	
4 -	40.523	45.788	1:26.311	82.75	1.250	09:53:00.084	
5 -	40.027	45.034	<b>1:25.061 (1)</b>	<b>83.96</b>		<b>09:54:25.145</b>	
6 -	40.118	<b>44.950</b>	1:25.068 (2)	83.96	0.007	09:55:50.213	
7 -	40.402	44.991	1:25.393 (3)	83.64	0.332	09:57:15.606	
8 -	40.611	45.250	1:25.861	83.18	0.800	09:58:41.467	
9 -	<b>39.916</b>	46.002	1:25.918	83.13	0.857	10:00:07.385	

P10 84		Ricardo BRANCO		Suzuki - IMP Racing			
IDEAL LAP TIME : 1:24.781		BEST LAP TIME : 1:25.664		DIFFERENCE : 0.883			
LAP	SECTOR 1	SECTOR 2	LAP TIME	MPH	DIFF	TIME OF DAY	
1 -	44.061	48.213	1:32.274	77.40	6.610	09:48:37.192	
2 -	41.320	47.472	1:28.792	80.44	3.128	09:50:05.984	
3 -	40.867	46.326	1:27.193	81.91	1.529	09:51:33.177	

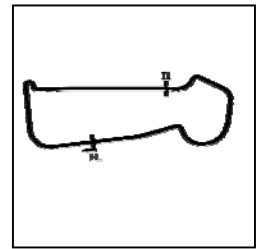
Weather / Track : Bright / Drying

Snetterton 200  
Circuit Length = 1.9840 miles  
Start: 09:46 Flag 09:59 End: 10:01

# BMCRC - MRO Championships 2018 - Rnd 8 @ Snetterton 200

## MRO Minitwins & BMCRC Rookie Minitwins

### QUALIFYING - SECTOR ANALYSIS



SECTOR 1 = FL to I1, SECTOR 2 = I1 to FL, DIFF = Difference To Personal Best Lap, P = Crossed Finish Line in Pit Lane, D = Time Disallowed

4 -	40.458	46.138	1:26.596	82.48	0.932	09:52:59.773
5 -	40.285	46.177	1:26.462	82.60	0.798	09:54:26.235
6 -	<b>39.551</b>	46.168	1:25.719 (3)	83.32	0.055	09:55:51.954
7 -	40.436	45.854	1:26.290	82.77	0.626	09:57:18.244
8 -	39.868	45.796	<b>1:25.664 (1)</b>	<b>83.37</b>		<b>09:58:43.908</b>
9 -	40.483	<b>45.230</b>	1:25.713 (2)	83.33	0.049	10:00:09.621

P11 76		Phillip RODGERS		Suzuki - pinbadgelab.co.uk			
IDEAL LAP TIME : 1:25.976		BEST LAP TIME : 1:26.252		DIFFERENCE : 0.276			
LAP	SECTOR 1	SECTOR 2	LAP TIME	MPH	DIFF	TIME OF DAY	
1 -	45.866	50.579	1:36.445	74.05	10.193	09:48:49.362	
2 -	42.685	47.011	1:29.696	79.63	3.444	09:50:19.058	
3 -	40.474	46.101	1:26.575	82.50	0.323	09:51:45.633	
4 -	40.527	46.001	1:26.528 (2)	82.54	0.276	09:53:12.161	
5 -	<b>40.281</b>	47.070	1:27.351	81.76	1.099	09:54:39.512	
6 -	40.557	<b>45.695</b>	<b>1:26.252 (1)</b>	<b>82.81</b>		<b>09:56:05.764</b>	
7 -	40.676	45.869	1:26.545 (3)	82.52	0.293	09:57:32.309	

P12 181 R		Robert FRANKLIN		Suzuki - RCF GARDENS			
IDEAL LAP TIME : 1:26.141		BEST LAP TIME : 1:26.514		DIFFERENCE : 0.373			
LAP	SECTOR 1	SECTOR 2	LAP TIME	MPH	DIFF	TIME OF DAY	
1 -	44.063	49.753	1:33.816	76.13	7.302	09:48:43.878	
2 -	40.910	48.832	1:29.742	79.58	3.228	09:50:13.620	
3 -	41.952	47.566	1:29.518	79.78	3.004	09:51:43.138	
4 -	41.181	46.964	1:28.145	81.03	1.631	09:53:11.283	
5 -	40.849	46.966	1:27.815	81.33	1.301	09:54:39.098	
6 -	41.112	46.315	1:27.427	81.69	0.913	09:56:06.525	
7 -	<b>40.276</b>	46.259	1:26.535 (2)	82.53	0.021	09:57:33.060	
8 -	41.158	46.221	1:27.379 (3)	81.74	0.865	09:59:00.439	
9 -	40.649	<b>45.865</b>	<b>1:26.514 (1)</b>	<b>82.55</b>		<b>10:00:26.953</b>	

P13 13		Wii GREEN		Suzuki - Faith Fueled Racing			
IDEAL LAP TIME : 1:26.845		BEST LAP TIME : 1:26.845		DIFFERENCE : 0.000			
LAP	SECTOR 1	SECTOR 2	LAP TIME	MPH	DIFF	TIME OF DAY	
1 -	44.771	51.734	1:36.505	74.01	9.660	09:48:42.391	
2 -	42.377	49.780	1:32.157	77.50	5.312	09:50:14.548	
3 -	41.516	47.839	1:29.355	79.93	2.510	09:51:43.903	
4 -	41.470	47.670	1:29.140	80.12	2.295	09:53:13.043	
5 -	41.014	47.465	1:28.479	80.72	1.634	09:54:41.522	
6 -	40.760	46.975	1:27.735	81.41	0.890	09:56:09.257	
7 -	40.706	<b>46.467</b>	1:27.173 (3)	81.93	0.328	09:57:36.430	
8 -	40.525	46.622	1:27.147 (2)	81.95	0.302	09:59:03.577	
9 -	<b>40.378</b>	<b>46.467</b>	<b>1:26.845 (1)</b>	<b>82.24</b>		<b>10:00:30.422</b>	

P14 130 R		Luke DOIG		Suzuki -			
IDEAL LAP TIME : 1:27.211		BEST LAP TIME : 1:27.777		DIFFERENCE : 0.566			
LAP	SECTOR 1	SECTOR 2	LAP TIME	MPH	DIFF	TIME OF DAY	
1 -	49.393	51.568	1:40.961	70.74	13.184	09:48:59.527	
2 -	42.008	48.681	1:30.689	78.75	2.912	09:50:30.216	
3 -	41.206	48.529	1:29.735	79.59	1.958	09:51:59.951	
4 -	40.905	47.447	1:28.352 (2)	80.84	0.575	09:53:28.303	
5 -	<b>40.726</b>	48.077	1:28.803	80.43	1.026	09:54:57.106	
6 -	40.879	47.791	1:28.670 (3)	80.55	0.893	09:56:25.776	
7 -	41.292	<b>46.485</b>	<b>1:27.777 (1)</b>	<b>81.37</b>		<b>09:57:53.553</b>	

P15 51		Andrew DURANT		Suzuki -			
IDEAL LAP TIME : 1:32.723		BEST LAP TIME : 1:32.723		DIFFERENCE : 0.000			
LAP	SECTOR 1	SECTOR 2	LAP TIME	MPH	DIFF	TIME OF DAY	
1 -	48.555	51.985	1:40.540	71.04	7.817	09:48:51.498	

Weather / Track : Bright / Drying

Snetterton 200

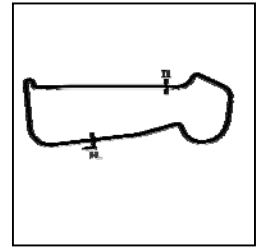
Circuit Length = 1.9840 miles

Start: 09:46 Flag 09:59 End: 10:01

# BMCRC - MRO Championships 2018 - Rnd 8 @ Snetterton 200

## MRO Minitwins & BMCRC Rookie Minitwins

### QUALIFYING - SECTOR ANALYSIS



SECTOR 1 = FL to I1, SECTOR 2 = I1 to FL, DIFF = Difference To Personal Best Lap, P = Crossed Finish Line in Pit Lane, D = Time Disallowed

2 -	44.069	49.486	1:33.555 (2)	76.34	0.832	09:50:25.053
3 -	44.311	51.251	1:35.562	74.74	2.839	09:52:00.615
4 -	43.915	51.217	1:35.132	75.08	2.409	09:53:35.747
5 -	44.510	49.121	1:33.631 (3)	76.28	0.908	09:55:09.378
6 -	44.408	50.817	1:35.225	75.00	2.502	09:56:44.603
7 -	<b>43.730</b>	<b>48.993</b>	<b>1:32.723 (1)</b>	<b>77.03</b>		<b>09:58:17.326</b>

<b>P16</b>	<b>2</b>	<b>Martin PEARSON</b>	Suzuki -
IDEAL LAP TIME : 1:33.621		BEST LAP TIME : 1:33.928	DIFFERENCE : 0.307

LAP	SECTOR 1	SECTOR 2	LAP TIME	MPH	DIFF	TIME OF DAY
1 -	47.662	53.730	1:41.392	70.44	7.464	09:48:48.756
2 -	44.488	50.920	1:35.408	74.86	1.480	09:50:24.164
3 -	44.773	51.250	1:36.023	74.38	2.095	09:52:00.187
4 -	<b>43.221</b>	51.158	1:34.379 (2)	75.67	0.451	09:53:34.566
5 -	43.528	<b>50.400</b>	<b>1:33.928 (1)</b>	<b>76.04</b>		<b>09:55:08.494</b>
6 -	44.046	50.836	1:34.882	75.27	0.954	09:56:43.376
7 -	43.843	50.867	1:34.710 (3)	75.41	0.782	09:58:18.086

# BMCRC - MRO Championships 2018 - Rnd 8 @ Snetterton 200

## MRO Minitwins & BMCRC Rookie Minitwins

### QUALIFYING - BEST SECTORS

SECTOR 1				SECTOR 2			IDEAL / BEST COMPARISON					
POS	NO	NAME	TIME	NO	NAME	TIME	POS	NO	NAME	IDEAL	BEST	DIFF
									<b>PERFECT LAP</b>	<b>1:19.377</b>		
1	777	WILLIAMS	<b>37.707</b>	777	WILLIAMS	<b>41.670</b>	1	777	WILLIAMS	1:19.377	1:19.377	0.000
2	78	POVAH	<b>38.030</b>	78	POVAH	<b>42.052</b>	2	78	POVAH	1:20.082	1:20.120	0.038
3	444	WILLIAMS	<b>38.157</b>	86	WITHERINGTON	<b>42.795</b>	3	444	WILLIAMS	1:21.142	1:21.142	0.000
4	86	WITHERINGTON	<b>38.785</b>	444	WILLIAMS	<b>42.985</b>	4	86	WITHERINGTON	1:21.580	1:22.073	0.493
5	74	SINGLETON	<b>38.875</b>	74	SINGLETON	<b>43.436</b>	5	74	SINGLETON	1:22.311	1:22.365	0.054
6	96	HARRIS	<b>39.077</b>	19	LILLEY	<b>43.748</b>	6	19	LILLEY	1:22.893	1:23.018	0.125
7	19	LILLEY	<b>39.145</b>	96	HARRIS	<b>43.941</b>	7	96	HARRIS	1:23.018	1:23.211	0.193
8	113	ELKINS	<b>39.425</b>	113	ELKINS	<b>44.405</b>	8	113	ELKINS	1:23.830	1:23.830	0.000
9	84	BRANCO	<b>39.551</b>	48	WALLIS	<b>44.950</b>	9	84	BRANCO	1:24.781	1:25.664	0.883
10	48	WALLIS	<b>39.916</b>	84	BRANCO	<b>45.230</b>	10	48	WALLIS	1:24.866	1:25.061	0.195
11	181	FRANKLIN	<b>40.276</b>	76	RODGERS	<b>45.695</b>	11	76	RODGERS	1:25.976	1:26.252	0.276
12	76	RODGERS	<b>40.281</b>	181	FRANKLIN	<b>45.865</b>	12	181	FRANKLIN	1:26.141	1:26.514	0.373
13	13	GREEN	<b>40.378</b>	13	GREEN	<b>46.467</b>	13	13	GREEN	1:26.845	1:26.845	0.000
14	130	DOIG	<b>40.726</b>	130	DOIG	<b>46.485</b>	14	130	DOIG	1:27.211	1:27.777	0.566
15	2	PEARSON	<b>43.221</b>	51	DURANT	<b>48.993</b>	15	51	DURANT	1:32.723	1:32.723	0.000
16	51	DURANT	<b>43.730</b>	2	PEARSON	<b>50.400</b>	16	2	PEARSON	1:33.621	1:33.928	0.307

Weather / Track : Bright / Drying

Results can be found at [www.tsl-timing.com](http://www.tsl-timing.com)

Snetterton 200

Circuit Length = 1.9840 miles

Start: 09:46 Flag 09:59 End: 10:01

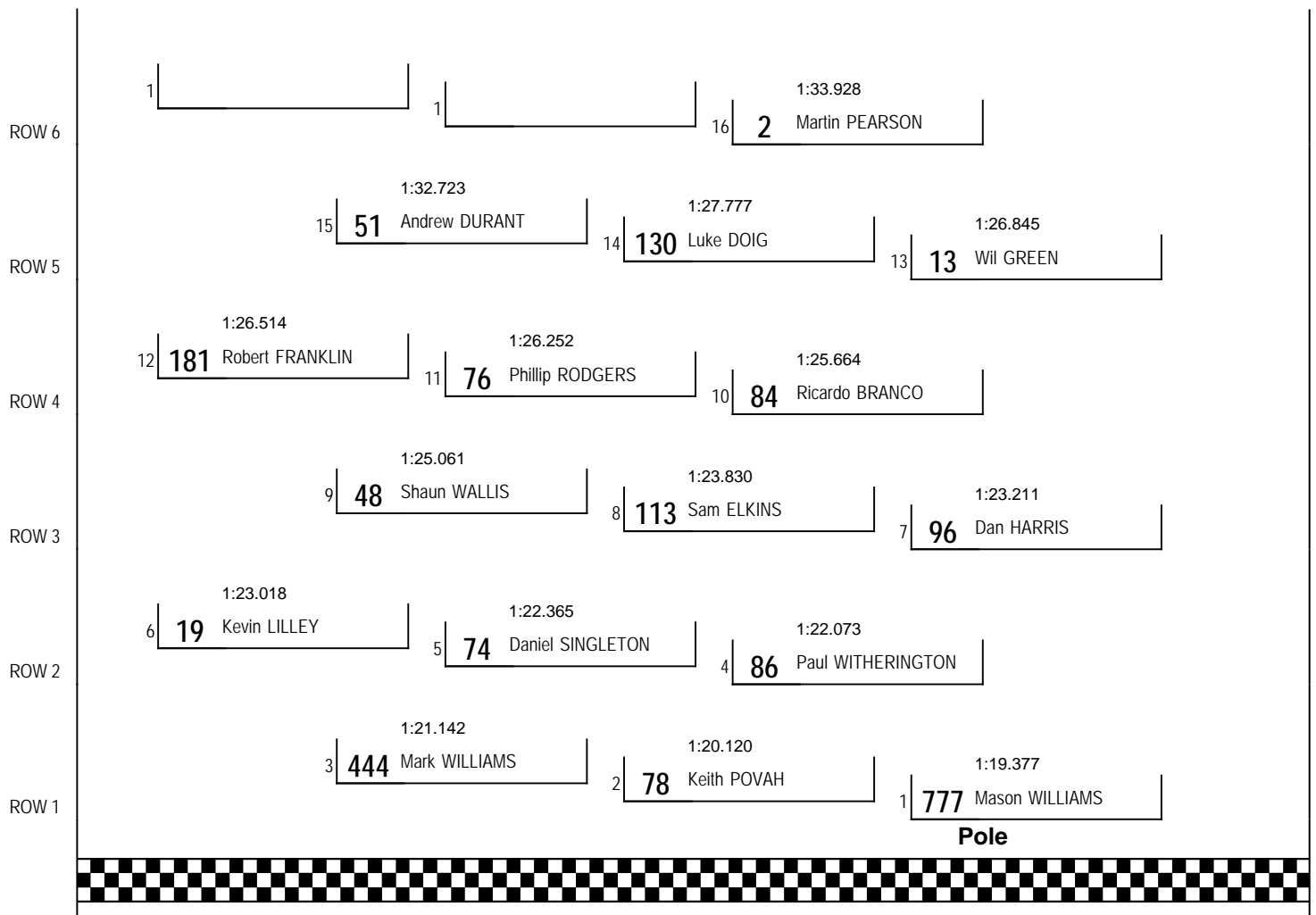
Printed - 10:03 Saturday, 25 August 2018

# BMCRC - MRO Championships 2018 - Rnd 8 @ Snetterton 200



## MRO Minitwins & BMCRC Rookie Minitwins

### RACE 4 - GRID (8 Laps)



Snetterton 200  
Circuit Length = 1.9840 miles

These results are provisional until the conclusion of any judicial and technical matters.

Clerk Of Course :		Timekeeper :
-------------------	--	--------------

Results can be found at [www.tsl-timing.com](http://www.tsl-timing.com)

Printed - 10:04 Saturday, 25 August 2018



# BMCRC - MRO Championships 2018 - Rnd 8 @ Snetterton 200



## MRO Minitwins & BMCRC Rookie Minitwins

### RACE 4 - CLASSIFICATION

POS	NO	CL	PIC NAME	ENTRY	LAPS	TIME	GAP	DIFF	MPH	BEST	ON
1	78		1 Keith POVAH	Suzuki - 78Plate.com ScreenPrinting/SubvertBoards	8	10:41.428			89.08	1:19.118	4
2	777		2 Mason WILLIAMS	Suzuki - MoreMoto	8	10:41.626	0.198	0.198	89.05	1:19.165	4
3	444		3 Mark WILLIAMS	Suzuki - My Wallet	8	10:52.411	10.983	10.785	87.58	1:19.771	8
4	113		4 Sam ELKINS	Suzuki - Me Old Man	8	10:53.242	11.814	0.831	87.47	1:20.427	7
5	74		5 Daniel SINGLETON	Kawasaki - me	8	10:53.498	12.070	0.256	87.43	1:20.121	6
6	86		6 Paul WITHERINGTON	Suzuki - P&R plumbing	8	10:53.847	12.419	0.349	87.39	1:19.677	8
7	84		7 Ricardo BRANCO	Suzuki - IMP Racing	8	11:00.954	19.526	7.107	86.45	1:21.009	4
8	96		8 Dan HARRIS	Suzuki - HP Racing	8	11:06.203	24.775	5.249	85.77	1:21.261	6
9	19		9 Kevin LILLEY	Suzuki - Vanson Leathers	8	11:07.422	25.994	1.219	85.61	1:21.318	7
10	181	R	1 Robert FRANKLIN	Suzuki - RCF GARDENS	8	11:21.669	40.241	14.247	83.82	1:23.878	6
11	76		10 Phillip RODGERS	Suzuki - pinbadgelab.co.uk	8	11:24.934	43.506	3.265	83.42	1:24.132	7
12	130	R	2 Luke DOIG	Suzuki -	8	11:28.697	47.269	3.763	82.96	1:24.513	2
13	13		11 Wil GREEN	Suzuki - Faith Fueled Racing	8	11:30.802	49.374	2.105	82.71	1:25.244	4

NOT CLASSIFIED

DNF 51 Andrew DURANT Suzuki - 0

FASTEST LAP

78		Keith POVAH	Suzuki - 78Plate.com ScreenPrinting/SubvertBoards	4	1:19.118	90.27 mph	145.28 kph
181	R	Robert FRANKLIN	Suzuki - RCF GARDENS	6	1:23.878	85.15 mph	137.04 kph

Class - 92.5% of Race Speed = 82.39 mph  
 Class R - 92.5% of Race Speed = 77.53 mph

Snetterton 200  
 Circuit Length = 1.9840 miles  
 Start: 12:37 Flag 12:47 End: 12:48

Weather / Track : Bright / Dry

These results are provisional until the conclusion of any judicial and technical matters.

Clerk Of Course :	Timekeeper :
-------------------	--------------

Results can be found at [www.tsl-timing.com](http://www.tsl-timing.com)

Printed - 12:49 Saturday, 25 August 2018



# BMCRC - MRO Championships 2018 - Rnd 8 @ Snetterton 200

## MRO Minitwins & BMCRC Rookie Minitwins

### RACE 4 - LAP CHART

#### LAP 1 @ 12:38:39.633

NO	BEHIND	LAP TIME
777		1:23.650
78	0.361	1:24.011
74	3.326	1:26.976
113	3.659	1:27.309
96	4.006	1:27.656
444	4.056	1:27.706
86	4.506	1:28.156
84	4.651	1:28.301
19	5.360	1:29.010
181	6.203	1:29.853
13	8.338	1:31.988
76	8.385	1:32.035
130	8.436	1:32.086

#### LAP 2 @ 12:39:58.941

NO	BEHIND	LAP TIME
777		1:19.308
78	0.446	1:19.393
113	5.676	1:21.325
74	5.963	1:21.945
96	5.969	1:21.271
444	6.239	1:21.491
86	6.493	1:21.295
84	7.410	1:22.067
19	7.679	1:21.627
181	11.155	1:24.260
130	13.641	1:24.513
76	13.647	1:24.570
13	15.177	1:26.147

#### LAP 3 @ 12:41:18.735

NO	BEHIND	LAP TIME
78		1:19.348
777	0.082	1:19.876
113	6.556	1:20.674
444	7.579	1:21.134
74	8.194	1:22.025
84	8.652	1:21.036
96	8.736	1:22.561
86	8.946	1:22.247
19	9.647	1:21.762
181	16.367	1:25.006
76	18.365	1:24.512
130	19.376	1:25.529
13	21.215	1:25.832

#### LAP 4 @ 12:42:37.853

NO	BEHIND	LAP TIME
78		1:19.118
777	0.129	1:19.165
113	8.831	1:21.393
444	9.166	1:20.705
74	9.539	1:20.463
84	10.543	1:21.009
86	10.671	1:20.843
96	17.015	1:27.397
19	17.055	1:26.526
181	21.838	1:24.589
76	23.991	1:24.744
130	25.757	1:25.499

13 27.341 1:25.244

#### LAP 5 @ 12:43:57.918

NO	BEHIND	LAP TIME
777		1:19.936
78	0.366	1:20.431
444	9.272	1:20.171
113	9.641	1:20.875
74	10.284	1:20.810
86	11.709	1:21.103
84	12.373	1:21.895
96	20.167	1:23.217
19	20.215	1:23.225
181	26.802	1:25.029
76	28.566	1:24.640
130	31.154	1:25.462
13	32.764	1:25.488

#### LAP 6 @ 12:45:17.380

NO	BEHIND	LAP TIME
777		1:19.462
78	0.155	1:19.251
444	10.684	1:20.874
113	10.770	1:20.591
74	10.943	1:20.121
86	12.507	1:20.260
84	15.318	1:22.407
96	21.966	1:21.261
19	22.315	1:21.562
181	31.218	1:23.878
76	33.596	1:24.492
130	37.210	1:25.518
13	38.617	1:25.315

#### LAP 7 @ 12:46:36.789

NO	BEHIND	LAP TIME
777		1:19.409
78	0.359	1:19.613
113	11.788	1:20.427
444	11.834	1:20.559
74	12.101	1:20.567
86	13.364	1:20.266
84	18.030	1:22.121
96	23.943	1:21.386
19	24.224	1:21.318
181	36.190	1:24.381
76	38.319	1:24.132
130	43.156	1:25.355
13	44.665	1:25.457

#### LAP 8 @ 12:47:57.411

NO	BEHIND	LAP TIME
78		1:20.263
777	0.198	1:20.820
444	10.983	1:19.771
113	11.814	1:20.648
74	12.070	1:20.591
86	12.419	1:19.677
84	19.526	1:22.118
96	24.775	1:21.454
19	25.994	1:22.392
181	40.241	1:24.673

76 43.506 1:25.809  
130 47.269 1:24.735  
13 49.374 1:25.331

Weather / Track : Bright / Dry

Results can be found at [www.tsl-timing.com](http://www.tsl-timing.com)

Snetterton 200

Circuit Length = 1.9840 miles

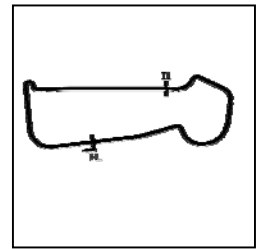
Start: 12:37 Flag 12:47 End: 12:48

Printed - 12:50 Saturday, 25 August 2018

# BMCRC - MRO Championships 2018 - Rnd 8 @ Snetterton 200

## MRO Minitwins & BMCRC Rookie Minitwins

### RACE 4 - SECTOR ANALYSIS



SECTOR 1 = FL to I1, SECTOR 2 = I1 to FL, DIFF = Difference To Personal Best Lap, P = Crossed Finish Line in Pit Lane, D = Time Disallowed

P1 78		Keith POVAH		Suzuki - 78Plate.com ScreenPrinting/SubvertBoardstore.com			
IDEAL LAP TIME : 1:19.049		BEST LAP TIME : 1:19.118		DIFFERENCE : 0.069			
LAP	SECTOR 1	SECTOR 2	LAP TIME	MPH	DIFF	TIME OF DAY	
1 -		41.700	1:24.011	85.01	4.893	12:38:39.994	
2 -	37.498	41.895	1:19.393	89.96	0.275	12:39:59.387	
3 -	<b>37.420</b>	41.928	1:19.348 (3)	90.01	0.230	12:41:18.735	
4 -	37.489	<b>41.629</b>	<b>1:19.118 (1)</b>	<b>90.27</b>		<b>12:42:37.853</b>	
5 -	38.308	42.123	1:20.431	88.80	1.313	12:43:58.284	
6 -	37.564	41.687	1:19.251 (2)	90.12	0.133	12:45:17.535	
7 -	37.743	41.870	1:19.613	89.71	0.495	12:46:37.148	
8 -	37.553	42.710	1:20.263	88.98	1.145	12:47:57.411	

P2 777		Mason WILLIAMS		Suzuki - MoreMoto			
IDEAL LAP TIME : 1:19.120		BEST LAP TIME : 1:19.165		DIFFERENCE : 0.045			
LAP	SECTOR 1	SECTOR 2	LAP TIME	MPH	DIFF	TIME OF DAY	
1 -		<b>41.613</b>	1:23.650	85.38	4.485	12:38:39.633	
2 -	37.671	41.637	1:19.308 (2)	90.06	0.143	12:39:58.941	
3 -	37.688	42.188	1:19.876	89.42	0.711	12:41:18.817	
4 -	<b>37.507</b>	41.658	<b>1:19.165 (1)</b>	<b>90.22</b>		<b>12:42:37.982</b>	
5 -	38.130	41.806	1:19.936	89.35	0.771	12:43:57.918	
6 -	37.758	41.704	1:19.462	89.88	0.297	12:45:17.380	
7 -	37.757	41.652	1:19.409 (3)	89.94	0.244	12:46:36.789	
8 -	37.835	42.985	1:20.820	88.37	1.655	12:47:57.609	

P3 444		Mark WILLIAMS		Suzuki - My Wallet			
IDEAL LAP TIME : 1:19.771		BEST LAP TIME : 1:19.771		DIFFERENCE : 0.000			
LAP	SECTOR 1	SECTOR 2	LAP TIME	MPH	DIFF	TIME OF DAY	
1 -		43.807	1:27.706	81.43	7.935	12:38:43.689	
2 -	38.801	42.690	1:21.491	87.64	1.720	12:40:05.180	
3 -	38.917	42.217	1:21.134	88.03	1.363	12:41:26.314	
4 -	37.913	42.792	1:20.705	88.50	0.934	12:42:47.019	
5 -	37.913	42.258	1:20.171 (2)	89.09	0.400	12:44:07.190	
6 -	37.977	42.897	1:20.874	88.31	1.103	12:45:28.064	
7 -	38.300	42.259	1:20.559 (3)	88.66	0.788	12:46:48.623	
8 -	<b>37.739</b>	<b>42.032</b>	<b>1:19.771 (1)</b>	<b>89.53</b>		<b>12:48:08.394</b>	

P4 113		Sam ELKINS		Suzuki - Me Old Man			
IDEAL LAP TIME : 1:19.844		BEST LAP TIME : 1:20.427		DIFFERENCE : 0.583			
LAP	SECTOR 1	SECTOR 2	LAP TIME	MPH	DIFF	TIME OF DAY	
1 -		43.509	1:27.309	81.80	6.882	12:38:43.292	
2 -	38.866	42.459	1:21.325	87.82	0.898	12:40:04.617	
3 -	38.341	42.333	1:20.674	88.53	0.247	12:41:25.291	
4 -	38.894	42.499	1:21.393	87.75	0.966	12:42:46.684	
5 -	38.410	42.465	1:20.875	88.31	0.448	12:44:07.559	
6 -	<b>37.816</b>	42.775	1:20.591 (2)	88.62	0.164	12:45:28.150	
7 -	38.046	42.381	<b>1:20.427 (1)</b>	<b>88.80</b>		<b>12:46:48.577</b>	
8 -	38.620	<b>42.028</b>	1:20.648 (3)	88.56	0.221	12:48:09.225	

P5 74		Daniel SINGLETON		Kawasaki - me			
IDEAL LAP TIME : 1:19.738		BEST LAP TIME : 1:20.121		DIFFERENCE : 0.383			
LAP	SECTOR 1	SECTOR 2	LAP TIME	MPH	DIFF	TIME OF DAY	
1 -		43.351	1:26.976	82.12	6.855	12:38:42.959	
2 -	39.333	42.612	1:21.945	87.16	1.824	12:40:04.904	
3 -	39.344	42.681	1:22.025	87.07	1.904	12:41:26.929	
4 -	38.344	42.119	1:20.463 (2)	88.76	0.342	12:42:47.392	
5 -	38.111	42.699	1:20.810	88.38	0.689	12:44:08.202	
6 -	<b>38.056</b>	42.065	<b>1:20.121 (1)</b>	<b>89.14</b>		<b>12:45:28.323</b>	
7 -	38.459	42.108	1:20.567 (3)	88.65	0.446	12:46:48.890	
8 -	38.909	<b>41.682</b>	1:20.591	88.62	0.470	12:48:09.481	

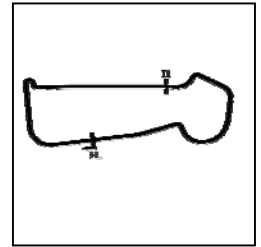
Weather / Track : Bright / Dry

Snetterton 200  
 Circuit Length = 1.9840 miles  
 Start: 12:37 Flag 12:47 End: 12:48

# BMCRC - MRO Championships 2018 - Rnd 8 @ Snetterton 200

## MRO Minitwins & BMCRC Rookie Minitwins

### RACE 4 - SECTOR ANALYSIS



SECTOR 1 = FL to I1, SECTOR 2 = I1 to FL, DIFF = Difference To Personal Best Lap, P = Crossed Finish Line in Pit Lane, D = Time Disallowed

<b>P6</b>	<b>86</b>	<b>Paul WITHERINGTON</b>	Suzuki - P&R plumbing			
IDEAL LAP TIME : 1:19.677		BEST LAP TIME : 1:19.677	DIFFERENCE : 0.000			

LAP	SECTOR 1	SECTOR 2	LAP TIME	MPH	DIFF	TIME OF DAY
1 -		44.221	1:28.156	81.02	8.479	12:38:44.139
2 -	38.353	42.942	1:21.295	87.85	1.618	12:40:05.434
3 -	38.860	43.387	1:22.247	86.84	2.570	12:41:27.681
4 -	38.100	42.743	1:20.843	88.35	1.166	12:42:48.524
5 -	38.699	42.404	1:21.103	88.06	1.426	12:44:09.627
6 -	38.178	42.082	1:20.260 (2)	88.99	0.583	12:45:29.887
7 -	38.012	42.254	1:20.266 (3)	88.98	0.589	12:46:50.153
<b>8 -</b>	<b>37.903</b>	<b>41.774</b>	<b>1:19.677 (1)</b>	<b>89.64</b>		<b>12:48:09.830</b>

<b>P7</b>	<b>84</b>	<b>Ricardo BRANCO</b>	Suzuki - IMP Racing			
IDEAL LAP TIME : 1:20.891		BEST LAP TIME : 1:21.009	DIFFERENCE : 0.118			

LAP	SECTOR 1	SECTOR 2	LAP TIME	MPH	DIFF	TIME OF DAY
1 -		44.358	1:28.301	80.88	7.292	12:38:44.284
2 -	38.312	43.755	1:22.067	87.03	1.058	12:40:06.351
3 -	<b>37.973</b>	43.063	1:21.036 (2)	88.14	0.027	12:41:27.387
<b>4 -</b>	38.091	<b>42.918</b>	<b>1:21.009 (1)</b>	<b>88.16</b>		<b>12:42:48.396</b>
5 -	38.934	42.961	1:21.895 (3)	87.21	0.886	12:44:10.291
6 -	38.704	43.703	1:22.407	86.67	1.398	12:45:32.698
7 -	38.662	43.459	1:22.121	86.97	1.112	12:46:54.819
8 -	38.669	43.449	1:22.118	86.97	1.109	12:48:16.937

<b>P8</b>	<b>96</b>	<b>Dan HARRIS</b>	Suzuki - HP Racing			
IDEAL LAP TIME : 1:20.951		BEST LAP TIME : 1:21.261	DIFFERENCE : 0.310			

LAP	SECTOR 1	SECTOR 2	LAP TIME	MPH	DIFF	TIME OF DAY
1 -		43.746	1:27.656	81.48	6.395	12:38:43.639
2 -	38.764	42.507	1:21.271 (2)	87.88	0.010	12:40:04.910
3 -	39.303	43.258	1:22.561	86.51	1.300	12:41:27.471
4 -	43.689	43.708	1:27.397	81.72	6.136	12:42:54.868
5 -	40.894	<b>42.323</b>	1:23.217	85.83	1.956	12:44:18.085
<b>6 -</b>	38.810	42.451	<b>1:21.261 (1)</b>	<b>87.89</b>		<b>12:45:39.346</b>
7 -	<b>38.628</b>	42.758	1:21.386 (3)	87.76	0.125	12:47:00.732
8 -	38.760	42.694	1:21.454	87.68	0.193	12:48:22.186

<b>P9</b>	<b>19</b>	<b>Kevin LILLEY</b>	Suzuki - Vanson Leathers			
IDEAL LAP TIME : 1:21.107		BEST LAP TIME : 1:21.318	DIFFERENCE : 0.211			

LAP	SECTOR 1	SECTOR 2	LAP TIME	MPH	DIFF	TIME OF DAY
1 -		44.359	1:29.010	80.24	7.692	12:38:44.993
2 -	<b>38.585</b>	43.042	1:21.627 (3)	87.50	0.309	12:40:06.620
3 -	39.047	42.715	1:21.762	87.35	0.444	12:41:28.382
4 -	42.537	43.989	1:26.526	82.54	5.208	12:42:54.908
5 -	39.397	43.828	1:23.225	85.82	1.907	12:44:18.133
6 -	39.040	<b>42.522</b>	1:21.562 (2)	87.57	0.244	12:45:39.695
<b>7 -</b>	38.790	42.528	<b>1:21.318 (1)</b>	<b>87.83</b>		<b>12:47:01.013</b>
8 -	39.701	42.691	1:22.392	86.68	1.074	12:48:23.405

<b>P10</b>	<b>181 R</b>	<b>Robert FRANKLIN</b>	Suzuki - RCF GARDENS			
IDEAL LAP TIME : 1:23.663		BEST LAP TIME : 1:23.878	DIFFERENCE : 0.215			

LAP	SECTOR 1	SECTOR 2	LAP TIME	MPH	DIFF	TIME OF DAY
1 -		44.919	1:29.853	79.49	5.975	12:38:45.836
2 -	39.393	44.867	1:24.260 (2)	84.76	0.382	12:40:10.096
3 -	<b>39.362</b>	45.644	1:25.006	84.02	1.128	12:41:35.102
4 -	39.623	44.966	1:24.589	84.43	0.711	12:42:59.691
5 -	39.878	45.151	1:25.029	84.00	1.151	12:44:24.720
<b>6 -</b>	39.577	<b>44.301</b>	<b>1:23.878 (1)</b>	<b>85.15</b>		<b>12:45:48.598</b>
7 -	39.515	44.866	1:24.381 (3)	84.64	0.503	12:47:12.979

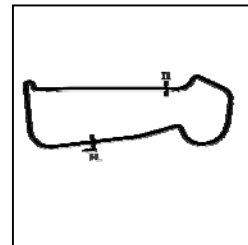
Weather / Track : Bright / Dry

Snetterton 200  
Circuit Length = 1.9840 miles  
Start: 12:37 Flag 12:47 End: 12:48

# BMCRC - MRO Championships 2018 - Rnd 8 @ Snetterton 200

## MRO Minitwins & BMCRC Rookie Minitwins

### RACE 4 - SECTOR ANALYSIS



SECTOR 1 = FL to I1, SECTOR 2 = I1 to FL, DIFF = Difference To Personal Best Lap, P = Crossed Finish Line in Pit Lane, D = Time Disallowed

8 - 39.641 45.032 1:24.673 84.35 0.795 12:48:37.652

P11 76		Phillip RODGERS		Suzuki - pinbadgelab.co.uk			
IDEAL LAP TIME : 1:23.801		BEST LAP TIME : 1:24.132		DIFFERENCE : 0.331			
LAP	SECTOR 1	SECTOR 2	LAP TIME	MPH	DIFF	TIME OF DAY	
1 -		45.380	1:32.035	77.60	7.903	12:38:48.018	
2 -	40.253	44.317	1:24.570	84.45	0.438	12:40:12.588	
3 -	40.227	<b>44.285</b>	1:24.512 (3)	84.51	0.380	12:41:37.100	
4 -	39.950	44.794	1:24.744	84.28	0.612	12:43:01.844	
5 -	39.858	44.782	1:24.640	84.38	0.508	12:44:26.484	
6 -	39.695	44.797	1:24.492 (2)	84.53	0.360	12:45:50.976	
7 -	<b>39.516</b>	44.616	<b>1:24.132 (1)</b>	<b>84.89</b>		<b>12:47:15.108</b>	
8 -	40.010	45.799	1:25.809	83.23	1.677	12:48:40.917	

P12 130 R		Luke DOIG		Suzuki -			
IDEAL LAP TIME : 1:24.160		BEST LAP TIME : 1:24.513		DIFFERENCE : 0.353			
LAP	SECTOR 1	SECTOR 2	LAP TIME	MPH	DIFF	TIME OF DAY	
1 -		44.765	1:32.086	77.56	7.573	12:38:48.069	
2 -	<b>39.477</b>	45.036	<b>1:24.513 (1)</b>	<b>84.51</b>		<b>12:40:12.582</b>	
3 -	40.846	<b>44.683</b>	1:25.529	83.51	1.016	12:41:38.111	
4 -	39.922	45.577	1:25.499	83.53	0.986	12:43:03.610	
5 -	40.258	45.204	1:25.462	83.57	0.949	12:44:29.072	
6 -	40.170	45.348	1:25.518	83.52	1.005	12:45:54.590	
7 -	40.175	45.180	1:25.355 (3)	83.68	0.842	12:47:19.945	
8 -	39.748	44.987	1:24.735 (2)	84.29	0.222	12:48:44.680	

P13 13		Wil GREEN		Suzuki - Faith Fueled Racing			
IDEAL LAP TIME : 1:24.824		BEST LAP TIME : 1:25.244		DIFFERENCE : 0.420			
LAP	SECTOR 1	SECTOR 2	LAP TIME	MPH	DIFF	TIME OF DAY	
1 -		45.733	1:31.988	77.64	6.744	12:38:47.971	
2 -	40.513	45.634	1:26.147	82.91	0.903	12:40:14.118	
3 -	40.263	45.569	1:25.832	83.21	0.588	12:41:39.950	
4 -	39.851	45.393	<b>1:25.244 (1)</b>	<b>83.78</b>		<b>12:43:05.194</b>	
5 -	39.932	45.556	1:25.488	83.55	0.244	12:44:30.682	
6 -	39.869	45.446	1:25.315 (2)	83.71	0.071	12:45:55.997	
7 -	40.217	<b>45.240</b>	1:25.457	83.58	0.213	12:47:21.454	
8 -	<b>39.584</b>	45.747	1:25.331 (3)	83.70	0.087	12:48:46.785	

# BMCRC - MRO Championships 2018 - Rnd 8 @ Snetterton 200

## MRO Minitwins & BMCRC Rookie Minitwins

### RACE 4 - BEST SECTORS

SECTOR 1			SECTOR 2			IDEAL / BEST COMPARISON						
POS	NO	NAME	TIME	NO	NAME	TIME	POS	NO	NAME	IDEAL	BEST	DIFF
									<b>PERFECT LAP</b>	<b>1:19.033</b>		
1	78	POVAH	<b>37.420</b>	777	WILLIAMS	<b>41.613</b>	1	78	POVAH	1:19.049	1:19.118	0.069
2	777	WILLIAMS	<b>37.507</b>	78	POVAH	<b>41.629</b>	2	777	WILLIAMS	1:19.120	1:19.165	0.045
3	444	WILLIAMS	<b>37.739</b>	74	SINGLETON	<b>41.682</b>	3	86	WITHERINGTON	1:19.677	1:19.677	0.000
4	113	ELKINS	<b>37.816</b>	86	WITHERINGTON	<b>41.774</b>	4	74	SINGLETON	1:19.738	1:20.121	0.383
5	86	WITHERINGTON	<b>37.903</b>	113	ELKINS	<b>42.028</b>	5	444	WILLIAMS	1:19.771	1:19.771	0.000
6	84	BRANCO	<b>37.973</b>	444	WILLIAMS	<b>42.032</b>	6	113	ELKINS	1:19.844	1:20.427	0.583
7	74	SINGLETON	<b>38.056</b>	96	HARRIS	<b>42.323</b>	7	84	BRANCO	1:20.891	1:21.009	0.118
8	19	LILLEY	<b>38.585</b>	19	LILLEY	<b>42.522</b>	8	96	HARRIS	1:20.951	1:21.261	0.310
9	96	HARRIS	<b>38.628</b>	84	BRANCO	<b>42.918</b>	9	19	LILLEY	1:21.107	1:21.318	0.211
10	181	FRANKLIN	<b>39.362</b>	76	RODGERS	<b>44.285</b>	10	181	FRANKLIN	1:23.663	1:23.878	0.215
11	130	DOIG	<b>39.477</b>	181	FRANKLIN	<b>44.301</b>	11	76	RODGERS	1:23.801	1:24.132	0.331
12	76	RODGERS	<b>39.516</b>	130	DOIG	<b>44.683</b>	12	130	DOIG	1:24.160	1:24.513	0.353
13	13	GREEN	<b>39.584</b>	13	GREEN	<b>45.240</b>	13	13	GREEN	1:24.824	1:25.244	0.420
14												

Weather / Track : Bright / Dry

Results can be found at [www.tsl-timing.com](http://www.tsl-timing.com)

Snetterton 200  
Circuit Length = 1.9840 miles  
Start: 12:37 Flag 12:47 End: 12:48  
Printed - 12:50 Saturday, 25 August 2018

# BMCRC - MRO Championships 2018 - Rnd 8 @ Snetterton 200



## MRO Minitwins & BMCRC Rookie Minitwins

### RACE 13 - GRID (8 Laps)

ROW 6	1		1		16	2	Martin PEARSON								
ROW 5		15	48	Shaun WALLIS	14	51	Andrew DURANT	13	13	Wii GREEN	1:25.244				
ROW 4		12	130	Luke DOIG	1:24.513	11	76	Phillip RODGERS	1:24.132	10	181	Robert FRANKLIN	1:23.878		
ROW 3			9	19	Kevin LILLEY	1:21.318	8	96	Dan HARRIS	1:21.261	7	84	Ricardo BRANCO	1:21.009	
ROW 2			6	113	Sam ELKINS	1:20.427	5	74	Daniel SINGLETON	1:20.121	4	444	Mark WILLIAMS	1:19.771	
ROW 1				3	86	Paul WITHERINGTON	1:19.677	2	777	Mason WILLIAMS	1:19.165	1	78	Keith POVAH	1:19.118
														<b>Pole</b>	

Snetterton 200  
Circuit Length = 1.9840 miles

These results are provisional until the conclusion of any judicial and technical matters.

Clerk Of Course :		Timekeeper :	
-------------------	--	--------------	--

Results can be found at [www.tsl-timing.com](http://www.tsl-timing.com)

Printed - 12:52 Saturday, 25 August 2018



# BMCRC - MRO Championships 2018 - Rnd 8 @ Snetterton 200



## MRO Minitwins & BMCRC Rookie Minitwins

### RACE 13 - CLASSIFICATION

POS	NO	CL	PIC NAME	ENTRY	LAPS	TIME	GAP	DIFF	MPH	BEST	ON
1	777		1 Mason WILLIAMS	Suzuki - MoreMoto	8	10:41.845			89.02	1:19.237	4
2	78		2 Keith POVAH	Suzuki - 78Plate.com ScreenPrinting/SubvertBoards	8	10:41.865	0.020	0.020	89.02	1:18.860	4
3	74		3 Daniel SINGLETON	Kawasaki - me	8	10:42.276	0.431	0.411	88.96	1:18.977	5
4	444		4 Mark WILLIAMS	Suzuki - My Wallet	8	10:45.600	3.755	3.324	88.50	1:19.495	7
5	113		5 Sam ELKINS	Suzuki - Me Old Man	8	10:52.597	10.752	6.997	87.55	1:20.257	3
6	96		6 Dan HARRIS	Suzuki - HP Racing	8	10:57.014	15.169	4.417	86.96	1:20.985	7
7	86		7 Paul WITHERINGTON	Suzuki - P&R plumbing	8	10:57.056	15.211	0.042	86.96	1:20.929	4
8	84		8 Ricardo BRANCO	Suzuki - IMP Racing	8	11:07.740	25.895	10.684	85.57	1:22.236	2
9	19		9 Kevin LILLEY	Suzuki - Vanson Leathers	8	11:08.217	26.372	0.477	85.51	1:22.222	5
10	130	R	1 Luke DOIG	Suzuki -	8	11:20.309	38.464	12.092	83.99	1:23.577	8
11	76		10 Phillip RODGERS	Suzuki - pinbadgelab.co.uk	8	11:20.576	38.731	0.267	83.95	1:23.308	8
12	13		11 Wil GREEN	Suzuki - Faith Fueled Racing	8	11:24.798	42.953	4.222	83.44	1:24.612	2
13	51		12 Andrew DURANT	Suzuki -	8	11:56.751	1:14.906	31.953	79.72	1:27.531	2

#### FASTEST LAP

78			Keith POVAH	Suzuki - 78Plate.com ScreenPrinting/SubvertBoards	4	1:18.860		90.57 mph	145.76 kph
130	R		Luke DOIG	Suzuki -	8	1:23.577		85.46 mph	137.53 kph

Class - 92.5% of Race Speed = 82.34 mph  
 Class R - 92.5% of Race Speed = 77.69 mph

Snetterton 200  
 Circuit Length = 1.9840 miles  
 Start: 15:53 Flag 16:04 End: 16:05

Weather / Track : Bright / Dry  
 These results are provisional until the conclusion of any judicial and technical matters.

Clerk Of Course :	Timekeeper :
-------------------	--------------

Results can be found at [www.tsl-timing.com](http://www.tsl-timing.com)

Printed - 16:06 Saturday, 25 August 2018



# BMCRC - MRO Championships 2018 - Rnd 8 @ Snetterton 200

## MRO Minitwins & BMCRC Rookie Minitwins

### RACE 13 - LAP CHART

#### LAP 1 @ 15:55:06.959

NO	BEHIND	LAP TIME
777		1:24.739
78	0.111	1:24.850
74	0.341	1:25.080
444	1.708	1:26.447
113	2.536	1:27.275
84	2.586	1:27.325
96	2.977	1:27.716
86	3.334	1:28.073
19	5.067	1:29.806
13	5.440	1:30.179
130	5.472	1:30.211
76	6.089	1:30.828
51	10.238	1:34.977

#### LAP 2 @ 15:56:26.783

NO	BEHIND	LAP TIME
78		1:19.713
74	0.130	1:19.613
777	0.160	1:19.984
444	2.404	1:20.520
113	3.073	1:20.361
86	4.894	1:21.384
84	4.998	1:22.236
96	5.184	1:22.031
19	8.166	1:22.923
130	9.262	1:23.614
13	10.228	1:24.612
76	10.285	1:24.020
51	17.945	1:27.531

#### LAP 3 @ 15:57:46.502

NO	BEHIND	LAP TIME
777		1:19.559
74	0.405	1:19.994
78	0.412	1:20.131
444	2.435	1:19.750
113	3.611	1:20.257
86	6.608	1:21.433
96	6.683	1:21.218
84	7.596	1:22.317
19	11.347	1:22.900
130	14.215	1:24.672
13	15.828	1:25.319
76	15.946	1:25.380
51	26.207	1:27.981

#### LAP 4 @ 15:59:05.739

NO	BEHIND	LAP TIME
777		1:19.237
78	0.035	1:18.860
74	0.603	1:19.435
444	3.167	1:19.969
113	4.814	1:20.440
86	8.300	1:20.929
96	8.506	1:21.060
84	11.050	1:22.691
19	14.392	1:22.282
130	19.710	1:24.732
76	21.335	1:24.626
13	21.951	1:25.360

51 35.173 1:28.203

#### LAP 5 @ 16:00:25.076

NO	BEHIND	LAP TIME
777		1:19.337
78	0.041	1:19.343
74	0.243	1:18.977
444	3.750	1:19.920
113	6.003	1:20.526
86	9.989	1:21.026
96	10.414	1:21.245
84	15.141	1:23.428
19	17.277	1:22.222
130	25.033	1:24.660
76	26.828	1:24.830
13	27.394	1:24.780
51	46.005	1:30.169

#### LAP 6 @ 16:01:44.976

NO	BEHIND	LAP TIME
777		1:19.900
78	0.068	1:19.927
74	0.741	1:20.398
444	3.784	1:19.934
113	7.298	1:21.195
96	11.696	1:21.182
86	12.080	1:21.991
84	18.349	1:23.108
19	19.727	1:22.350
130	29.422	1:24.289
76	30.899	1:23.971
13	32.112	1:24.618
51	55.219	1:29.114

#### LAP 7 @ 16:03:04.594

NO	BEHIND	LAP TIME
777		1:19.618
78	0.102	1:19.652
74	0.839	1:19.716
444	3.661	1:19.495
113	8.709	1:21.029
96	13.063	1:20.985
86	13.504	1:21.042
84	22.236	1:23.505
19	22.723	1:22.614
130	34.358	1:24.554
76	34.894	1:23.613
13	37.179	1:24.685
51	1:04.780	1:29.179

#### LAP 8 @ 16:04:24.065

NO	BEHIND	LAP TIME
777		1:19.471
78	0.020	1:19.389
74	0.431	1:19.063
444	3.755	1:19.565
113	10.752	1:21.514
96	15.169	1:21.577
86	15.211	1:21.178
84	25.895	1:23.130
19	26.372	1:23.120
130	38.464	1:23.577

76 38.731 1:23.308

13 42.953 1:25.245

51 1:14.906 1:29.597

Weather / Track : Bright / Dry

Results can be found at [www.tsl-timing.com](http://www.tsl-timing.com)

Snetterton 200

Circuit Length = 1.9840 miles

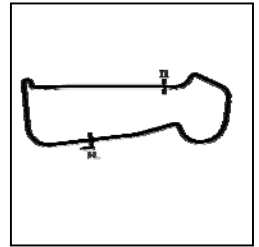
Start: 15:53 Flag 16:04 End: 16:05

Printed - 16:07 Saturday, 25 August 2018

# BMCRC - MRO Championships 2018 - Rnd 8 @ Snetterton 200

## MRO Minitwins & BMCRC Rookie Minitwins

### RACE 13 - SECTOR ANALYSIS



SECTOR 1 = FL to I1, SECTOR 2 = I1 to FL, DIFF = Difference To Personal Best Lap, P = Crossed Finish Line in Pit Lane, D = Time Disallowed

P1 777		Mason WILLIAMS		Suzuki - MoreMoto		
IDEAL LAP TIME : 1:19.147		BEST LAP TIME : 1:19.237		DIFFERENCE : 0.090		
LAP	SECTOR 1	SECTOR 2	LAP TIME	MPH	DIFF	TIME OF DAY
1 -		42.490	1:24.739	84.28	5.502	15:55:06.959
2 -	37.862	42.122	1:19.984	89.29	0.747	15:56:26.943
3 -	37.847	41.712	1:19.559	89.77	0.322	15:57:46.502
4 -	37.868	<b>41.369</b>	<b>1:19.237 (1)</b>	<b>90.14</b>		<b>15:59:05.739</b>
5 -	<b>37.778</b>	41.559	1:19.337 (2)	90.02	0.100	16:00:25.076
6 -	38.329	41.571	1:19.900	89.39	0.663	16:01:44.976
7 -	37.873	41.745	1:19.618	89.71	0.381	16:03:04.594
8 -	37.992	41.479	1:19.471 (3)	89.87	0.234	16:04:24.065

P2 78		Keith POVAH		Suzuki - 78Plate.com ScreenPrinting/SubvertBoardstore.com		
IDEAL LAP TIME : 1:18.860		BEST LAP TIME : 1:18.860		DIFFERENCE : 0.000		
LAP	SECTOR 1	SECTOR 2	LAP TIME	MPH	DIFF	TIME OF DAY
1 -		42.791	1:24.850	84.17	5.990	15:55:07.070
2 -	37.705	42.008	1:19.713	89.60	0.853	15:56:26.783
3 -	37.974	42.157	1:20.131	89.13	1.271	15:57:46.914
4 -	<b>37.557</b>	<b>41.303</b>	<b>1:18.860 (1)</b>	<b>90.57</b>		<b>15:59:05.774</b>
5 -	37.729	41.614	1:19.343 (2)	90.02	0.483	16:00:25.117
6 -	38.481	41.446	1:19.927	89.36	1.067	16:01:45.044
7 -	37.922	41.730	1:19.652	89.67	0.792	16:03:04.696
8 -	38.024	41.365	1:19.389 (3)	89.96	0.529	16:04:24.085

P3 74		Daniel SINGLETON		Kawasaki - me		
IDEAL LAP TIME : 1:18.919		BEST LAP TIME : 1:18.977		DIFFERENCE : 0.058		
LAP	SECTOR 1	SECTOR 2	LAP TIME	MPH	DIFF	TIME OF DAY
1 -		41.825	1:25.080	83.95	6.103	15:55:07.300
2 -	38.053	41.560	1:19.613	89.71	0.636	15:56:26.913
3 -	38.184	41.810	1:19.994	89.28	1.017	15:57:46.907
4 -	37.594	41.841	1:19.435 (3)	89.91	0.458	15:59:06.342
5 -	37.641	<b>41.336</b>	<b>1:18.977 (1)</b>	<b>90.43</b>		<b>16:00:25.319</b>
6 -	38.393	42.005	1:20.398	88.83	1.421	16:01:45.717
7 -	38.116	41.600	1:19.716	89.59	0.739	16:03:05.433
8 -	<b>37.583</b>	41.480	1:19.063 (2)	90.33	0.086	16:04:24.496

P4 444		Mark WILLIAMS		Suzuki - My Wallet		
IDEAL LAP TIME : 1:19.305		BEST LAP TIME : 1:19.495		DIFFERENCE : 0.190		
LAP	SECTOR 1	SECTOR 2	LAP TIME	MPH	DIFF	TIME OF DAY
1 -		42.688	1:26.447	82.62	6.952	15:55:08.667
2 -	38.293	42.227	1:20.520	88.70	1.025	15:56:29.187
3 -	37.782	41.968	1:19.750 (3)	89.56	0.255	15:57:48.937
4 -	37.727	42.242	1:19.969	89.31	0.474	15:59:08.906
5 -	37.751	42.169	1:19.920	89.37	0.425	16:00:28.826
6 -	<b>37.399</b>	42.535	1:19.934	89.35	0.439	16:01:48.760
7 -	37.589	<b>41.906</b>	<b>1:19.495 (1)</b>	<b>89.84</b>		<b>16:03:08.255</b>
8 -	37.547	42.018	1:19.565 (2)	89.76	0.070	16:04:27.820

P5 113		Sam ELKINS		Suzuki - Me Old Man		
IDEAL LAP TIME : 1:20.107		BEST LAP TIME : 1:20.257		DIFFERENCE : 0.150		
LAP	SECTOR 1	SECTOR 2	LAP TIME	MPH	DIFF	TIME OF DAY
1 -		43.193	1:27.275	81.83	7.018	15:55:09.495
2 -	<b>37.877</b>	42.484	1:20.361 (2)	88.88	0.104	15:56:29.856
3 -	37.911	42.346	<b>1:20.257 (1)</b>	<b>88.99</b>		<b>15:57:50.113</b>
4 -	38.027	42.413	1:20.440 (3)	88.79	0.183	15:59:10.553
5 -	38.296	<b>42.230</b>	1:20.526	88.69	0.269	16:00:31.079
6 -	38.379	42.816	1:21.195	87.96	0.938	16:01:52.274
7 -	38.378	42.651	1:21.029	88.14	0.772	16:03:13.303
8 -	38.319	43.195	1:21.514	87.62	1.257	16:04:34.817

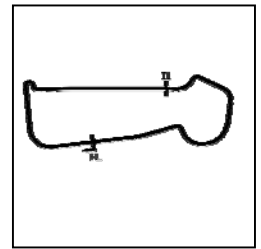
Weather / Track : Bright / Dry

Snetterton 200  
 Circuit Length = 1.9840 miles  
 Start: 15:53 Flag 16:04 End: 16:05

# BMCRC - MRO Championships 2018 - Rnd 8 @ Snetterton 200

## MRO Minitwins & BMCRC Rookie Minitwins

### RACE 13 - SECTOR ANALYSIS



SECTOR 1 = FL to I1, SECTOR 2 = I1 to FL, DIFF = Difference To Personal Best Lap, P = Crossed Finish Line in Pit Lane, D = Time Disallowed

P6 96		Dan HARRIS		Suzuki - HP Racing		
IDEAL LAP TIME : 1:20.772		BEST LAP TIME : 1:20.985		DIFFERENCE : 0.213		
LAP	SECTOR 1	SECTOR 2	LAP TIME	MPH	DIFF	TIME OF DAY
1 -		43.540	1:27.716	81.42	6.731	15:55:09.936
2 -	38.913	43.118	1:22.031	87.07	1.046	15:56:31.967
3 -	38.714	42.504	1:21.218	87.94	0.233	15:57:53.185
4 -	38.744	<b>42.316</b>	1:21.060 (2)	88.11	0.075	15:59:14.245
5 -	38.836	42.409	1:21.245	87.91	0.260	16:00:35.490
6 -	<b>38.456</b>	42.726	1:21.182 (3)	87.98	0.197	16:01:56.672
7 -	38.479	42.506	<b>1:20.985 (1)</b>	<b>88.19</b>		<b>16:03:17.657</b>
8 -	38.656	42.921	1:21.577	87.55	0.592	16:04:39.234

P7 86		Paul WITHERINGTON		Suzuki - P&R plumbing		
IDEAL LAP TIME : 1:20.623		BEST LAP TIME : 1:20.929		DIFFERENCE : 0.306		
LAP	SECTOR 1	SECTOR 2	LAP TIME	MPH	DIFF	TIME OF DAY
1 -		43.641	1:28.073	81.09	7.144	15:55:10.293
2 -	<b>38.026</b>	43.358	1:21.384	87.76	0.455	15:56:31.677
3 -	38.815	42.618	1:21.433	87.71	0.504	15:57:53.110
4 -	38.291	42.638	<b>1:20.929 (1)</b>	<b>88.25</b>		<b>15:59:14.039</b>
5 -	38.429	<b>42.597</b>	1:21.026 (2)	88.15	0.097	16:00:35.065
6 -	39.013	42.978	1:21.991	87.11	1.062	16:01:57.056
7 -	38.300	42.742	1:21.042 (3)	88.13	0.113	16:03:18.098
8 -	38.424	42.754	1:21.178	87.98	0.249	16:04:39.276

P8 84		Ricardo BRANCO		Suzuki - IMP Racing		
IDEAL LAP TIME : 1:21.872		BEST LAP TIME : 1:22.236		DIFFERENCE : 0.364		
LAP	SECTOR 1	SECTOR 2	LAP TIME	MPH	DIFF	TIME OF DAY
1 -		43.704	1:27.325	81.79	5.089	15:55:09.545
2 -	<b>38.431</b>	43.805	<b>1:22.236 (1)</b>	<b>86.85</b>		<b>15:56:31.781</b>
3 -	38.876	<b>43.441</b>	1:22.317 (2)	86.76	0.081	15:57:54.098
4 -	38.747	43.944	1:22.691 (3)	86.37	0.455	15:59:16.789
5 -	39.406	44.022	1:23.428	85.61	1.192	16:00:40.217
6 -	38.861	44.247	1:23.108	85.94	0.872	16:02:03.325
7 -	39.694	43.811	1:23.505	85.53	1.269	16:03:26.830
8 -	39.612	43.518	1:23.130	85.92	0.894	16:04:49.960

P9 19		Kevin LILLEY		Suzuki - Vanson Leathers		
IDEAL LAP TIME : 1:22.083		BEST LAP TIME : 1:22.222		DIFFERENCE : 0.139		
LAP	SECTOR 1	SECTOR 2	LAP TIME	MPH	DIFF	TIME OF DAY
1 -		44.377	1:29.806	79.53	7.584	15:55:12.026
2 -	39.495	43.428	1:22.923	86.13	0.701	15:56:34.949
3 -	39.583	43.317	1:22.900	86.15	0.678	15:57:57.849
4 -	39.190	<b>43.092</b>	1:22.282 (2)	86.80	0.060	15:59:20.131
5 -	<b>38.991</b>	43.231	<b>1:22.222 (1)</b>	<b>86.86</b>		<b>16:00:42.353</b>
6 -	39.054	43.296	1:22.350 (3)	86.73	0.128	16:02:04.703
7 -	39.255	43.359	1:22.614	86.45	0.392	16:03:27.317
8 -	39.325	43.795	1:23.120	85.93	0.898	16:04:50.437

P10 130 R		Luke DOIG		Suzuki -		
IDEAL LAP TIME : 1:23.272		BEST LAP TIME : 1:23.577		DIFFERENCE : 0.305		
LAP	SECTOR 1	SECTOR 2	LAP TIME	MPH	DIFF	TIME OF DAY
1 -		44.501	1:30.211	79.17	6.634	15:55:12.431
2 -	<b>39.016</b>	44.598	1:23.614 (2)	85.42	0.037	15:56:36.045
3 -	39.980	44.692	1:24.672	84.35	1.095	15:58:00.717
4 -	39.836	44.896	1:24.732	84.29	1.155	15:59:25.449
5 -	39.990	44.670	1:24.660	84.36	1.083	16:00:50.109
6 -	39.528	44.761	1:24.289 (3)	84.73	0.712	16:02:14.398
7 -	40.026	44.528	1:24.554	84.47	0.977	16:03:38.952

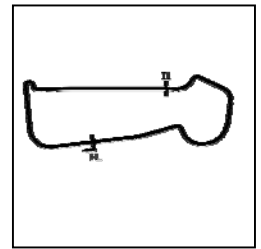
Weather / Track : Bright / Dry

Snetterton 200  
Circuit Length = 1.9840 miles  
Start: 15:53 Flag 16:04 End: 16:05

# BMCRC - MRO Championships 2018 - Rnd 8 @ Snetterton 200

## MRO Minitwins & BMCRC Rookie Minitwins

### RACE 13 - SECTOR ANALYSIS



SECTOR 1 = FL to I1, SECTOR 2 = I1 to FL, DIFF = Difference To Personal Best Lap, P = Crossed Finish Line in Pit Lane, D = Time Disallowed

**8 - 39.321 44.256 1:23.577 (1) 85.46 16:05:02.529**

<b>P11 76 Phillip RODGERS</b>		Suzuki - pinbadgelab.co.uk				
IDEAL LAP TIME : 1:23.270		BEST LAP TIME : 1:23.308		DIFFERENCE : 0.038		
LAP	SECTOR 1	SECTOR 2	LAP TIME	MPH	DIFF	TIME OF DAY
1 -		44.862	1:30.828	78.63	7.520	15:55:13.048
2 -	39.662	44.358	1:24.020	85.00	0.712	15:56:37.068
3 -	40.337	45.043	1:25.380	83.65	2.072	15:58:02.448
4 -	40.163	44.463	1:24.626	84.40	1.318	15:59:27.074
5 -	40.264	44.566	1:24.830	84.19	1.522	16:00:51.904
6 -	39.583	44.388	1:23.971 (3)	85.05	0.663	16:02:15.875
7 -	39.742	<b>43.871</b>	1:23.613 (2)	85.42	0.305	16:03:39.488
<b>8 -</b>	<b>39.399</b>	43.909	<b>1:23.308 (1)</b>	<b>85.73</b>		<b>16:05:02.796</b>

<b>P12 13 WII GREEN</b>		Suzuki - Faith Fueled Racing				
IDEAL LAP TIME : 1:24.521		BEST LAP TIME : 1:24.612		DIFFERENCE : 0.091		
LAP	SECTOR 1	SECTOR 2	LAP TIME	MPH	DIFF	TIME OF DAY
1 -		45.159	1:30.179	79.20	5.567	15:55:12.399
<b>2 -</b>	<b>39.655</b>	44.957	<b>1:24.612 (1)</b>	<b>84.41</b>		<b>15:56:37.011</b>
3 -	40.047	45.272	1:25.319	83.71	0.707	15:58:02.330
4 -	40.375	44.985	1:25.360	83.67	0.748	15:59:27.690
5 -	39.727	45.053	1:24.780	84.24	0.168	16:00:52.470
6 -	39.752	<b>44.866</b>	1:24.618 (2)	84.40	0.006	16:02:17.088
7 -	39.766	44.919	1:24.685 (3)	84.34	0.073	16:03:41.773
8 -	39.910	45.335	1:25.245	83.78	0.633	16:05:07.018

<b>P13 51 Andrew DURANT</b>		Suzuki -				
IDEAL LAP TIME : 1:27.531		BEST LAP TIME : 1:27.531		DIFFERENCE : 0.000		
LAP	SECTOR 1	SECTOR 2	LAP TIME	MPH	DIFF	TIME OF DAY
1 -		46.680	1:34.977	75.20	7.446	15:55:17.197
<b>2 -</b>	<b>41.522</b>	<b>46.009</b>	<b>1:27.531 (1)</b>	<b>81.60</b>		<b>15:56:44.728</b>
3 -	41.811	46.170	1:27.981 (2)	81.18	0.450	15:58:12.709
4 -	42.165	46.038	1:28.203 (3)	80.97	0.672	15:59:40.912
5 -	42.837	47.332	1:30.169	79.21	2.638	16:01:11.081
6 -	42.515	46.599	1:29.114	80.15	1.583	16:02:40.195
7 -	42.273	46.906	1:29.179	80.09	1.648	16:04:09.374
8 -	42.353	47.244	1:29.597	79.71	2.066	16:05:38.971

# BMCRC - MRO Championships 2018 - Rnd 8 @ Snetterton 200

## MRO Minitwins & BMCRC Rookie Minitwins

### RACE 13 - BEST SECTORS

SECTOR 1			SECTOR 2			IDEAL / BEST COMPARISON						
POS	NO	NAME	TIME	NO	NAME	TIME	POS	NO	NAME	IDEAL	BEST	DIFF
1	444	WILLIAMS	<b>37.399</b>	78	POVAH	<b>41.303</b>	1	78	POVAH	1:18.860	1:18.860	0.000
2	78	POVAH	<b>37.557</b>	74	SINGLETON	<b>41.336</b>	2	74	SINGLETON	1:18.919	1:18.977	0.058
3	74	SINGLETON	<b>37.583</b>	777	WILLIAMS	<b>41.369</b>	3	777	WILLIAMS	1:19.147	1:19.237	0.090
4	777	WILLIAMS	<b>37.778</b>	444	WILLIAMS	<b>41.906</b>	4	444	WILLIAMS	1:19.305	1:19.495	0.190
5	113	ELKINS	<b>37.877</b>	113	ELKINS	<b>42.230</b>	5	113	ELKINS	1:20.107	1:20.257	0.150
6	86	WITHERINGTON	<b>38.026</b>	96	HARRIS	<b>42.316</b>	6	86	WITHERINGTON	1:20.623	1:20.929	0.306
7	84	BRANCO	<b>38.431</b>	86	WITHERINGTON	<b>42.597</b>	7	96	HARRIS	1:20.772	1:20.985	0.213
8	96	HARRIS	<b>38.456</b>	19	LILLEY	<b>43.092</b>	8	84	BRANCO	1:21.872	1:22.236	0.364
9	19	LILLEY	<b>38.991</b>	84	BRANCO	<b>43.441</b>	9	19	LILLEY	1:22.083	1:22.222	0.139
10	130	DOIG	<b>39.016</b>	76	RODGERS	<b>43.871</b>	10	76	RODGERS	1:23.270	1:23.308	0.038
11	76	RODGERS	<b>39.399</b>	130	DOIG	<b>44.256</b>	11	130	DOIG	1:23.272	1:23.577	0.305
12	13	GREEN	<b>39.655</b>	13	GREEN	<b>44.866</b>	12	13	GREEN	1:24.521	1:24.612	0.091
13	51	DURANT	<b>41.522</b>	51	DURANT	<b>46.009</b>	13	51	DURANT	1:27.531	1:27.531	0.000

PERFECT LAP 1:18.702

Weather / Track : Bright / Dry

Results can be found at [www.tsl-timing.com](http://www.tsl-timing.com)

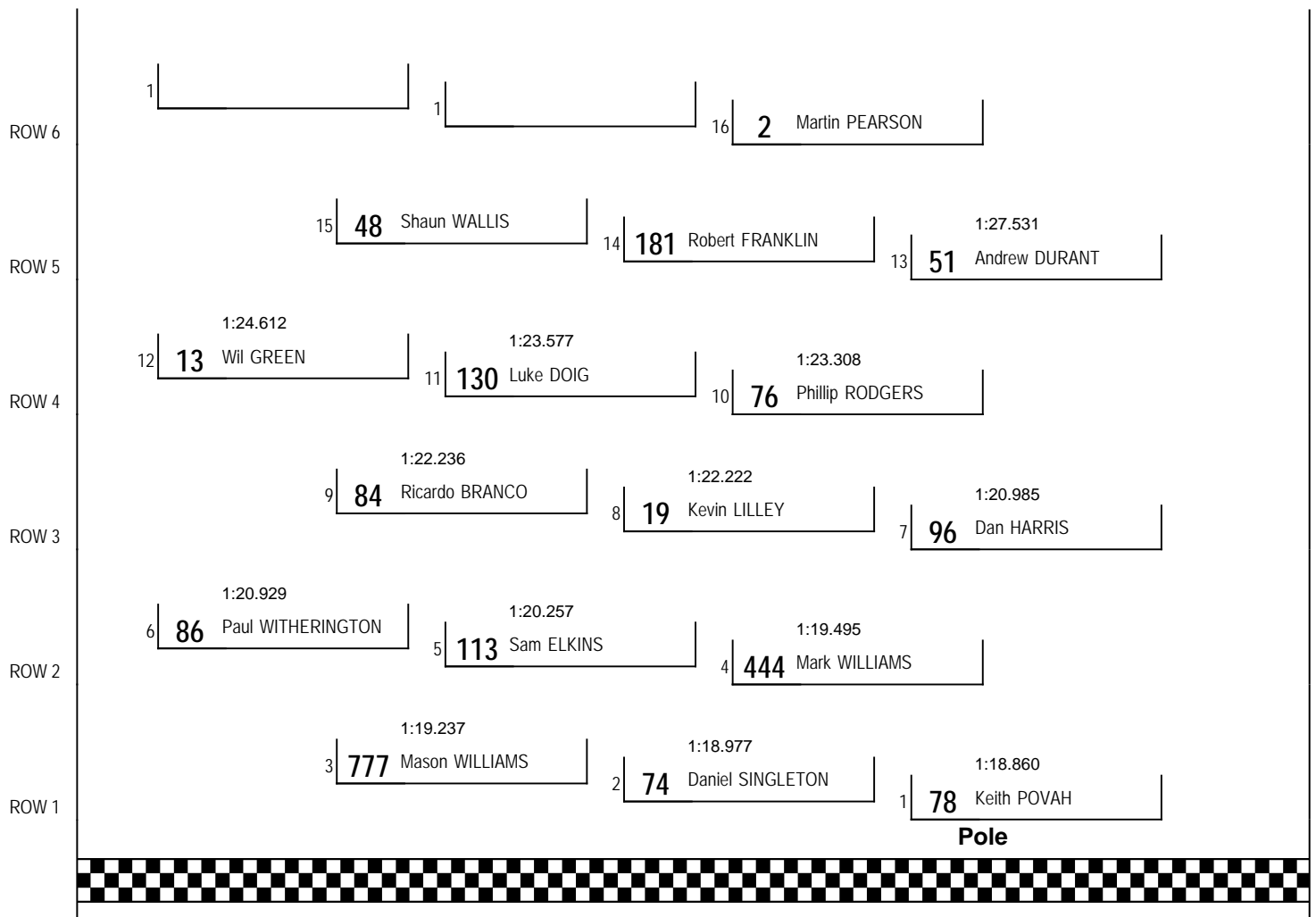
Snetterton 200  
Circuit Length = 1.9840 miles  
Start: 15:53 Flag 16:04 End: 16:05  
Printed - 16:07 Saturday, 25 August 2018

# BMCRC - MRO Championships 2018 - Rnd 8 @ Snetterton 200



## MRO Minitwins & BMCRC Rookie Minitwins

### RACE 4 - GRID (10 Laps)



Snetterton 200  
Circuit Length = 1.9840 miles

These results are provisional until the conclusion of any judicial and technical matters.

Clerk Of Course :		Timekeeper :
-------------------	--	--------------

Results can be found at [www.tsl-timing.com](http://www.tsl-timing.com)

Printed - 16:09 Saturday, 25 August 2018



# BMCRC - MRO Championships 2018 - Rnd 8 @ Snetterton 200



## MRO Minitwins & BMCRC Rookie Minitwins

### RACE 4 - CLASSIFICATION

POS	NO	CL	PIC NAME	ENTRY	LAPS	TIME	GAP	DIFF	MPH	BEST	ON
1	777	1	Mason WILLIAMS	Suzuki - MoreMoto	9	12:07.343			88.38	1:20.117	7
2	78	2	Keith POVAH	Suzuki - 78Plate.com ScreenPrinting/SubvertBoards	9	12:07.379	0.036	0.036	88.37	1:19.863	8
3	86	3	Paul WITHERINGTON	Suzuki - P&R plumbing	9	12:19.261	11.918	11.882	86.95	1:20.701	6
4	113	4	Sam ELKINS	Suzuki - Me Old Man	9	12:22.714	15.371	3.453	86.55	1:21.218	4
5	19	5	Kevin LILLEY	Suzuki - Vanson Leathers	9	12:34.572	27.229	11.858	85.19	1:22.749	8
6	96	6	Dan HARRIS	Suzuki - HP Racing	9	12:39.727	32.384	5.155	84.61	1:22.035	7
7	84	7	Ricardo BRANCO	Suzuki - IMP Racing	9	12:50.613	43.270	10.886	83.41	1:24.085	6
8	130	R 1	Luke DOIG	Suzuki -	9	12:51.873	44.530	1.260	83.28	1:22.776	9
9	76	8	Phillip RODGERS	Suzuki - pinbadgelab.co.uk	9	12:52.002	44.659	0.129	83.26	1:23.563	9
10	13	9	Wil GREEN	Suzuki - Faith Fueled Racing	9	13:07.766	1:00.423	15.764	81.60	1:25.056	8
11	51	10	Andrew DURANT	Suzuki -	9	13:34.021	1:26.678	26.255	78.96	1:28.704	3

#### NOT CLASSIFIED

DNF	74		Daniel SINGLETON	Kawasaki - me	0						
-----	----	--	------------------	---------------	---	--	--	--	--	--	--

#### FASTEST LAP

78			Keith POVAH	Suzuki - 78Plate.com ScreenPrinting/SubvertBoards	8	1:19.863		89.43 mph		143.93 kph	
130	R		Luke DOIG	Suzuki -	9	1:22.776		86.28 mph		138.86 kph	

Class - 92.5% of Race Speed = 81.75 mph  
Class R - 92.5% of Race Speed = 77.03 mph

Snetterton 200  
Circuit Length = 1.9840 miles  
Start: 10:41 Flag 10:54 End: 10:55

Weather / Track : Overcast / Dry

These results are provisional until the conclusion of any judicial and technical matters.

Clerk Of Course :		Timekeeper :	
-------------------	--	--------------	--

Results can be found at [www.tsl-timing.com](http://www.tsl-timing.com)

Printed - 10:55 Sunday, 26 August 2018



# BMCRC - MRO Championships 2018 - Rnd 8 @ Snetterton 200

## MRO Minitwins & BMCRC Rookie Minitwins

### RACE 4 - LAP CHART

#### LAP 1 @ 10:43:21.785

NO	BEHIND	LAP TIME
777		1:25.145
78	0.539	1:25.684
86	2.156	1:27.301
113	2.596	1:27.741
19	4.023	1:29.168
84	7.066	1:32.211
130	7.456	1:32.601
96	7.575	1:32.720
76	8.299	1:33.444
13	9.381	1:34.526
51	11.047	1:36.192

#### LAP 2 @ 10:44:42.139

NO	BEHIND	LAP TIME
777		1:20.354
78	0.330	1:20.145
86	2.912	1:21.110
113	4.180	1:21.938
19	6.970	1:23.301
96	11.431	1:24.210
84	13.426	1:26.714
130	13.731	1:26.629
76	14.077	1:26.132
13	16.241	1:27.214
51	20.001	1:29.308

#### LAP 3 @ 10:46:02.414

NO	BEHIND	LAP TIME
777		1:20.275
78	0.240	1:20.185
86	4.190	1:21.553
113	5.519	1:21.614
19	9.640	1:22.945
96	14.094	1:22.938
84	18.794	1:25.643
76	19.226	1:25.424
130	19.911	1:26.455
13	23.156	1:27.190
51	28.430	1:28.704

#### LAP 4 @ 10:47:23.070

NO	BEHIND	LAP TIME
78		1:20.416
777	0.061	1:20.717
86	4.943	1:21.409
113	6.081	1:21.218
19	12.477	1:23.493
96	16.811	1:23.373
84	23.039	1:24.901
76	23.948	1:25.378
130	24.345	1:25.090
13	29.559	1:27.059
51	36.956	1:29.182

#### LAP 5 @ 10:48:43.343

NO	BEHIND	LAP TIME
777		1:20.212
78	0.309	1:20.582
86	6.016	1:21.346

113	7.498	1:21.690	13	1:00.423	1:27.483
19	15.928	1:23.724	51	1:26.678	1:31.233
96	19.189	1:22.651			
84	27.349	1:24.583			
76	28.224	1:24.549			
130	28.868	1:24.796			
13	35.994	1:26.708			
51	45.595	1:28.912			

#### LAP 6 @ 10:50:03.500

NO	BEHIND	LAP TIME
777		1:20.157
78	0.604	1:20.452
86	6.560	1:20.701
113	8.936	1:21.595
19	18.927	1:23.156
96	22.151	1:23.119
84	31.277	1:24.085
76	32.318	1:24.251
130	33.330	1:24.619
13	42.607	1:26.770
51	55.567	1:30.129

#### LAP 7 @ 10:51:23.617

NO	BEHIND	LAP TIME
777		1:20.117
78	0.517	1:20.030
86	7.964	1:21.521
113	10.824	1:22.005
19	21.724	1:22.914
96	24.069	1:22.035
84	35.298	1:24.138
76	36.953	1:24.752
130	37.644	1:24.431
13	48.250	1:25.760
51	1:05.527	1:30.077

#### LAP 8 @ 10:52:43.828

NO	BEHIND	LAP TIME
777		1:20.211
78	0.169	1:19.863
86	9.154	1:21.401
113	12.548	1:21.935
19	24.262	1:22.749
96	27.020	1:23.162
84	39.269	1:24.182
76	41.251	1:24.509
130	41.909	1:24.476
13	53.095	1:25.056
51	1:15.600	1:30.284

#### LAP 9 @ 10:54:03.983

NO	BEHIND	LAP TIME
777		1:20.155
78	0.036	1:20.022
86	11.918	1:22.919
113	15.371	1:22.978
19	27.229	1:23.122
96	32.384	1:25.519
84	43.270	1:24.156
130	44.530	1:22.776
76	44.659	1:23.563

Weather / Track : Overcast / Dry

Results can be found at [www.tsl-timing.com](http://www.tsl-timing.com)

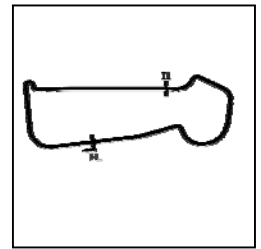
Snetterton 200  
Circuit Length = 1.9840 miles  
Start: 10:41 Flag 10:54 End: 10:55

Printed - 10:57 Sunday, 26 August 2018

# BMCRC - MRO Championships 2018 - Rnd 8 @ Snetterton 200

## MRO Minitwins & BMCRC Rookie Minitwins

### RACE 4 - SECTOR ANALYSIS



SECTOR 1 = FL to I1, SECTOR 2 = I1 to FL, DIFF = Difference To Personal Best Lap, P = Crossed Finish Line in Pit Lane, D = Time Disallowed

P1 777		Mason WILLIAMS		Suzuki - MoreMoto		
IDEAL LAP TIME : 1:20.026		BEST LAP TIME : 1:20.117		DIFFERENCE : 0.091		
LAP	SECTOR 1	SECTOR 2	LAP TIME	MPH	DIFF	TIME OF DAY
1 -		42.086	1:25.145	83.88	5.028	10:43:21.785
2 -	38.281	42.073	1:20.354	88.88	0.237	10:44:42.139
3 -	38.113	42.162	1:20.275	88.97	0.158	10:46:02.414
4 -	<b>38.096</b>	42.621	1:20.717	88.48	0.600	10:47:23.131
5 -	38.159	42.053	1:20.212	89.04	0.095	10:48:43.343
6 -	38.112	42.045	1:20.157 (3)	89.10	0.040	10:50:03.500
7 -	38.101	42.016	<b>1:20.117 (1)</b>	<b>89.15</b>		<b>10:51:23.617</b>
8 -	38.168	42.043	1:20.211	89.04	0.094	10:52:43.828
9 -	38.225	<b>41.930</b>	1:20.155 (2)	89.10	0.038	10:54:03.983

P2 78		Keith POVAH		Suzuki - 78Plate.com ScreenPrinting/SubvertBoardstore.com		
IDEAL LAP TIME : 1:19.786		BEST LAP TIME : 1:19.863		DIFFERENCE : 0.077		
LAP	SECTOR 1	SECTOR 2	LAP TIME	MPH	DIFF	TIME OF DAY
1 -		42.704	1:25.684	83.35	5.821	10:43:22.324
2 -	37.910	42.235	1:20.145	89.12	0.282	10:44:42.469
3 -	37.866	42.319	1:20.185	89.07	0.322	10:46:02.654
4 -	<b>37.826</b>	42.590	1:20.416	88.81	0.553	10:47:23.070
5 -	38.369	42.213	1:20.582	88.63	0.719	10:48:43.652
6 -	37.962	42.490	1:20.452	88.78	0.589	10:50:04.104
7 -	38.027	42.003	1:20.030 (3)	89.24	0.167	10:51:24.134
8 -	37.831	42.032	<b>1:19.863 (1)</b>	<b>89.43</b>		<b>10:52:43.997</b>
9 -	38.062	<b>41.960</b>	1:20.022 (2)	89.25	0.159	10:54:04.019

P3 86		Paul WITHERINGTON		Suzuki - P&R plumbing		
IDEAL LAP TIME : 1:20.701		BEST LAP TIME : 1:20.701		DIFFERENCE : 0.000		
LAP	SECTOR 1	SECTOR 2	LAP TIME	MPH	DIFF	TIME OF DAY
1 -		43.244	1:27.301	81.81	6.600	10:43:23.941
2 -	38.457	42.653	1:21.110 (2)	88.05	0.409	10:44:45.051
3 -	38.706	42.847	1:21.553	87.58	0.852	10:46:06.604
4 -	38.553	42.856	1:21.409	87.73	0.708	10:47:28.013
5 -	38.687	42.659	1:21.346 (3)	87.80	0.645	10:48:49.359
6 -	<b>38.316</b>	<b>42.385</b>	<b>1:20.701 (1)</b>	<b>88.50</b>		<b>10:50:10.060</b>
7 -	38.968	42.553	1:21.521	87.61	0.820	10:51:31.581
8 -	38.718	42.683	1:21.401	87.74	0.700	10:52:52.982
9 -	38.955	43.964	1:22.919	86.13	2.218	10:54:15.901

P4 113		Sam ELKINS		Suzuki - Me Old Man		
IDEAL LAP TIME : 1:21.218		BEST LAP TIME : 1:21.218		DIFFERENCE : 0.000		
LAP	SECTOR 1	SECTOR 2	LAP TIME	MPH	DIFF	TIME OF DAY
1 -		43.437	1:27.741	81.40	6.523	10:43:24.381
2 -	38.780	43.158	1:21.938	87.17	0.720	10:44:46.319
3 -	38.561	43.053	1:21.614 (3)	87.51	0.396	10:46:07.933
4 -	<b>38.303</b>	<b>42.915</b>	<b>1:21.218 (1)</b>	<b>87.94</b>		<b>10:47:29.151</b>
5 -	38.582	43.108	1:21.690	87.43	0.472	10:48:50.841
6 -	38.470	43.125	1:21.595 (2)	87.53	0.377	10:50:12.436
7 -	38.831	43.174	1:22.005	87.09	0.787	10:51:34.441
8 -	38.473	43.462	1:21.935	87.17	0.717	10:52:56.376
9 -	38.942	44.036	1:22.978	86.07	1.760	10:54:19.354

P5 19		Kevin LILLEY		Suzuki - Vanson Leathers		
IDEAL LAP TIME : 1:22.546		BEST LAP TIME : 1:22.749		DIFFERENCE : 0.203		
LAP	SECTOR 1	SECTOR 2	LAP TIME	MPH	DIFF	TIME OF DAY
1 -		43.524	1:29.168	80.10	6.419	10:43:25.808
2 -	39.636	43.665	1:23.301	85.74	0.552	10:44:49.109
3 -	39.227	43.718	1:22.945 (3)	86.11	0.196	10:46:12.054
4 -	39.502	43.991	1:23.493	85.54	0.744	10:47:35.547

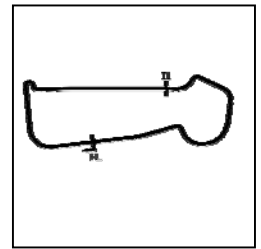
Weather / Track : Overcast / Dry

Snetterton 200  
Circuit Length = 1.9840 miles  
Start: 10:41 Flag 10:54 End: 10:55

# BMCRC - MRO Championships 2018 - Rnd 8 @ Snetterton 200

## MRO Minitwins & BMCRC Rookie Minitwins

### RACE 4 - SECTOR ANALYSIS



SECTOR 1 = FL to I1, SECTOR 2 = I1 to FL, DIFF = Difference To Personal Best Lap, P = Crossed Finish Line in Pit Lane, D = Time Disallowed

5 -	<b>39.144</b>	44.580	1:23.724	85.31	0.975	10:48:59.271
6 -	39.338	43.818	1:23.156	85.89	0.407	10:50:22.427
7 -	39.416	43.498	1:22.914 (2)	86.14	0.165	10:51:45.341
<b>8 -</b>	<b>39.347</b>	<b>43.402</b>	<b>1:22.749 (1)</b>	<b>86.31</b>		<b>10:53:08.090</b>
9 -	39.520	43.602	1:23.122	85.92	0.373	10:54:31.212

<b>P6 96 Dan HARRIS</b>		Suzuki - HP Racing				
IDEAL LAP TIME : 1:22.035		BEST LAP TIME : 1:22.035		DIFFERENCE : 0.000		
LAP	SECTOR 1	SECTOR 2	LAP TIME	MPH	DIFF	TIME OF DAY
1 -		44.163	1:32.720	77.03	10.685	10:43:29.360
2 -	40.385	43.825	1:24.210	84.81	2.175	10:44:53.570
3 -	39.401	43.537	1:22.938 (3)	86.11	0.903	10:46:16.508
4 -	39.962	43.411	1:23.373	85.66	1.338	10:47:39.881
5 -	39.410	43.241	1:22.651 (2)	86.41	0.616	10:49:02.532
6 -	39.736	43.383	1:23.119	85.93	1.084	10:50:25.651
<b>7 -</b>	<b>39.040</b>	<b>42.995</b>	<b>1:22.035 (1)</b>	<b>87.06</b>		<b>10:51:47.686</b>
8 -	39.968	43.194	1:23.162	85.88	1.127	10:53:10.848
9 -	39.691	45.828	1:25.519	83.51	3.484	10:54:36.367

<b>P7 84 Ricardo BRANCO</b>		Suzuki - IMP Racing				
IDEAL LAP TIME : 1:23.831		BEST LAP TIME : 1:24.085		DIFFERENCE : 0.254		
LAP	SECTOR 1	SECTOR 2	LAP TIME	MPH	DIFF	TIME OF DAY
1 -		46.535	1:32.211	77.45	8.126	10:43:28.851
2 -	40.275	46.439	1:26.714	82.36	2.629	10:44:55.565
3 -	40.251	45.392	1:25.643	83.39	1.558	10:46:21.208
4 -	39.980	44.921	1:24.901	84.12	0.816	10:47:46.109
5 -	39.725	44.858	1:24.583	84.44	0.498	10:49:10.692
<b>6 -</b>	<b>39.550</b>	<b>44.535</b>	<b>1:24.085 (1)</b>	<b>84.94</b>		<b>10:50:34.777</b>
7 -	39.455	44.683	1:24.138 (2)	84.89	0.053	10:51:58.915
8 -	<b>39.296</b>	44.886	1:24.182	84.84	0.097	10:53:23.097
9 -	39.326	44.830	1:24.156 (3)	84.87	0.071	10:54:47.253

<b>P8 130 R Luke DOIG</b>		Suzuki -				
IDEAL LAP TIME : 1:22.776		BEST LAP TIME : 1:22.776		DIFFERENCE : 0.000		
LAP	SECTOR 1	SECTOR 2	LAP TIME	MPH	DIFF	TIME OF DAY
1 -		46.569	1:32.601	77.13	9.825	10:43:29.241
2 -	40.698	45.931	1:26.629	82.44	3.853	10:44:55.870
3 -	40.685	45.770	1:26.455	82.61	3.679	10:46:22.325
4 -	39.902	45.188	1:25.090	83.94	2.314	10:47:47.415
5 -	39.915	44.881	1:24.796	84.23	2.020	10:49:12.211
6 -	39.555	45.064	1:24.619	84.40	1.843	10:50:36.830
7 -	39.853	44.578	1:24.431 (2)	84.59	1.655	10:52:01.261
8 -	39.547	44.929	1:24.476 (3)	84.55	1.700	10:53:25.737
<b>9 -</b>	<b>38.886</b>	<b>43.890</b>	<b>1:22.776 (1)</b>	<b>86.28</b>		<b>10:54:48.513</b>

<b>P9 76 Phillip RODGERS</b>		Suzuki - pinbadgelab.co.uk				
IDEAL LAP TIME : 1:23.563		BEST LAP TIME : 1:23.563		DIFFERENCE : 0.000		
LAP	SECTOR 1	SECTOR 2	LAP TIME	MPH	DIFF	TIME OF DAY
1 -		46.416	1:33.444	76.43	9.881	10:43:30.084
2 -	40.269	45.863	1:26.132	82.92	2.569	10:44:56.216
3 -	40.151	45.273	1:25.424	83.61	1.861	10:46:21.640
4 -	40.125	45.253	1:25.378	83.65	1.815	10:47:47.018
5 -	39.783	44.766	1:24.549	84.47	0.986	10:49:11.567
6 -	39.717	44.534	1:24.251 (2)	84.77	0.688	10:50:35.818
7 -	40.054	44.698	1:24.752	84.27	1.189	10:52:00.570
8 -	40.003	44.506	1:24.509 (3)	84.51	0.946	10:53:25.079
<b>9 -</b>	<b>39.653</b>	<b>43.910</b>	<b>1:23.563 (1)</b>	<b>85.47</b>		<b>10:54:48.642</b>

Weather / Track : Overcast / Dry

Snetterton 200

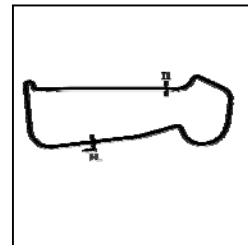
Circuit Length = 1.9840 miles

Start: 10:41 Flag 10:54 End: 10:55

# BMCRC - MRO Championships 2018 - Rnd 8 @ Snetterton 200

## MRO Minitwins & BMCRC Rookie Minitwins

### RACE 4 - SECTOR ANALYSIS



SECTOR 1 = FL to I1, SECTOR 2 = I1 to FL, DIFF = Difference To Personal Best Lap, P = Crossed Finish Line in Pit Lane, D = Time Disallowed

<b>P10 13</b>		<b>Wil GREEN</b>		Suzuki - Faith Fueled Racing		
IDEAL LAP TIME : 1:25.056		BEST LAP TIME : 1:25.056		DIFFERENCE : 0.000		
LAP	SECTOR 1	SECTOR 2	LAP TIME	MPH	DIFF	TIME OF DAY
1 -		47.480	1:34.526	75.56	9.470	10:43:31.166
2 -	41.000	46.214	1:27.214	81.89	2.158	10:44:58.380
3 -	40.979	46.211	1:27.190	81.91	2.134	10:46:25.570
4 -	40.859	46.200	1:27.059	82.04	2.003	10:47:52.629
5 -	40.792	45.916	1:26.708 (3)	82.37	1.652	10:49:19.337
6 -	40.754	46.016	1:26.770	82.31	1.714	10:50:46.107
7 -	40.386	45.374	1:25.760 (2)	83.28	0.704	10:52:11.867
8 -	<b>39.939</b>	<b>45.117</b>	<b>1:25.056 (1)</b>	<b>83.97</b>		<b>10:53:36.923</b>
9 -	40.384	47.099	1:27.483	81.64	2.427	10:55:04.406

<b>P11 51</b>		<b>Andrew DURANT</b>		Suzuki -		
IDEAL LAP TIME : 1:28.584		BEST LAP TIME : 1:28.704		DIFFERENCE : 0.120		
LAP	SECTOR 1	SECTOR 2	LAP TIME	MPH	DIFF	TIME OF DAY
1 -		46.876	1:36.192	74.25	7.488	10:43:32.832
2 -	41.917	47.391	1:29.308	79.97	0.604	10:45:02.140
3 -	42.005	<b>46.699</b>	<b>1:28.704 (1)</b>	<b>80.52</b>		<b>10:46:30.844</b>
4 -	42.064	47.118	1:29.182 (3)	80.08	0.478	10:48:00.026
5 -	<b>41.885</b>	47.027	1:28.912 (2)	80.33	0.208	10:49:28.938
6 -	42.661	47.468	1:30.129	79.24	1.425	10:50:59.067
7 -	42.578	47.499	1:30.077	79.29	1.373	10:52:29.144
8 -	42.585	47.699	1:30.284	79.11	1.580	10:53:59.428
9 -	42.423	48.810	1:31.233	78.28	2.529	10:55:30.661

# BMCRC - MRO Championships 2018 - Rnd 8 @ Snetterton 200

## MRO Minitwins & BMCRC Rookie Minitwins

### RACE 4 - BEST SECTORS

SECTOR 1			SECTOR 2			IDEAL / BEST COMPARISON						
POS	NO	NAME	TIME	NO	NAME	TIME	POS	NO	NAME	IDEAL	BEST	DIFF
									<b>PERFECT LAP</b>	<b>1:19.756</b>		
1	78	POVAH	<b>37.826</b>	777	WILLIAMS	<b>41.930</b>	1	78	POVAH	1:19.786	1:19.863	0.077
2	777	WILLIAMS	<b>38.096</b>	78	POVAH	<b>41.960</b>	2	777	WILLIAMS	1:20.026	1:20.117	0.091
3	113	ELKINS	<b>38.303</b>	86	WITHERINGTON	<b>42.385</b>	3	86	WITHERINGTON	1:20.701	1:20.701	0.000
4	86	WITHERINGTON	<b>38.316</b>	113	ELKINS	<b>42.915</b>	4	113	ELKINS	1:21.218	1:21.218	0.000
5	130	DOIG	<b>38.886</b>	96	HARRIS	<b>42.995</b>	5	96	HARRIS	1:22.035	1:22.035	0.000
6	96	HARRIS	<b>39.040</b>	19	LILLEY	<b>43.402</b>	6	19	LILLEY	1:22.546	1:22.749	0.203
7	19	LILLEY	<b>39.144</b>	130	DOIG	<b>43.890</b>	7	130	DOIG	1:22.776	1:22.776	0.000
8	84	BRANCO	<b>39.296</b>	76	RODGERS	<b>43.910</b>	8	76	RODGERS	1:23.563	1:23.563	0.000
9	76	RODGERS	<b>39.653</b>	84	BRANCO	<b>44.535</b>	9	84	BRANCO	1:23.831	1:24.085	0.254
10	13	GREEN	<b>39.939</b>	13	GREEN	<b>45.117</b>	10	13	GREEN	1:25.056	1:25.056	0.000
11	51	DURANT	<b>41.885</b>	51	DURANT	<b>46.699</b>	11	51	DURANT	1:28.584	1:28.704	0.120
12												

Weather / Track : Overcast / Dry

Results can be found at [www.tsl-timing.com](http://www.tsl-timing.com)

Snetterton 200

Circuit Length = 1.9840 miles

Start: 10:41 Flag 10:54 End: 10:55

Printed - 10:56 Sunday, 26 August 2018

# BMCRC - MRO Championships 2018 - Rnd 8 @ Snetterton 200



## MRO Minitwins & BMCRC Rookie Minitwins

### RACE 13 - GRID (10 Laps)

ROW 6	1		1		16	2	Martin PEARSON						
ROW 5		15	48	Shaun WALLIS	14	181	Robert FRANKLIN	13	444	Mark WILLIAMS			
ROW 4	12	74	Daniel SINGLETON	11	51	Andrew DURANT	1:28.704	10	13	Wil GREEN	1:25.056		
ROW 3		9	84	Ricardo BRANCO	1:24.085	8	76	Phillip RODGERS	1:23.563	7	130	Luke DOIG	1:22.776
ROW 2	6	19	Kevin LILLEY	1:22.749	5	96	Dan HARRIS	1:22.035	4	113	Sam ELKINS	1:21.218	
ROW 1		3	86	Paul WITHERINGTON	1:20.701	2	777	Mason WILLIAMS	1:20.117	1	78	Keith POVAH	1:19.863
												<b>Pole</b>	

Snetterton 200  
Circuit Length = 1.9840 miles

These results are provisional until the conclusion of any judicial and technical matters.

Clerk Of Course :		Timekeeper :
-------------------	--	--------------

Results can be found at [www.tsl-timing.com](http://www.tsl-timing.com)

Printed - 10:59 Sunday, 26 August 2018



# BMCRC - MRO Championships 2018 - Rnd 8 @ Snetterton 200



## MRO Minitwins & BMCRC Rookie Minitwins

### RACE 13 - CLASSIFICATION

POS	NO	CL	PIC NAME	ENTRY	LAPS	TIME	GAP	DIFF	MPH	BEST	ON
1	74	1	Daniel SINGLETON	Kawasaki - me	10	15:49.332			75.23	1:33.189	9
2	777	2	Mason WILLIAMS	Suzuki - MoreMoto	10	15:49.484	0.152	0.152	75.22	1:33.243	9
3	19	3	Kevin LILLEY	Suzuki - Vanson Leathers	10	15:58.056	8.724	8.572	74.55	1:33.716	8
4	13	4	Wii GREEN	Suzuki - Faith Fueled Racing	10	16:42.395	53.063	44.339	71.25	1:37.813	4

#### NOT CLASSIFIED

DNF	84		Ricardo BRANCO	Suzuki - IMP Racing	6	10:35.366	4 Laps	4 Laps	67.44	1:43.720	2
DNF	113		Sam ELKINS	Suzuki - Me Old Man	3	4:56.069	7 Laps	3 Laps	72.37	1:35.904	2
DNF	96		Dan HARRIS	Suzuki - HP Racing	2	3:14.949	8 Laps	1 Lap	73.27	1:34.530	2
DNF	76		Phillip RODGERS	Suzuki - pinbadgelab.co.uk	0						
DNF	86		Paul WITHERINGTON	Suzuki - P&R plumbing	0						

#### FASTEST LAP

	74		Daniel SINGLETON	Kawasaki - me	9	1:33.189			76.64 mph	123.34 kph	
--	----	--	------------------	---------------	---	----------	--	--	-----------	------------	--

Class - 92.5% of Race Speed = 69.58 mph

Snetterton 200  
Circuit Length = 1.9840 miles  
Start: 15:05 Flag 15:21 End: 15:22

Weather / Track : Rain / Wet

These results are provisional until the conclusion of any judicial and technical matters.

Clerk Of Course :		Timekeeper :
-------------------	--	--------------

Results can be found at [www.tsl-timing.com](http://www.tsl-timing.com)

Printed - 15:22 Sunday, 26 August 2018



# BMCRC - MRO Championships 2018 - Rnd 8 @ Snetterton 200

## MRO Minitwins & BMCRC Rookie Minitwins

### RACE 13 - LAP CHART

**LAP 1 @ 15:07:28.770**

NO	BEHIND	LAP TIME
74		1:38.683
777	0.543	1:39.226
96	1.736	1:40.419
113	2.550	1:41.233
84	9.416	1:48.099
13	9.907	1:48.590
19	9.994	1:48.677

**LAP 2 @ 15:09:02.352**

NO	BEHIND	LAP TIME
74		1:33.582
777	1.538	1:34.577
96	2.684	1:34.530
113	4.872	1:35.904
19	11.375	1:34.963
13	18.854	1:42.529
84	19.554	1:43.720

**LAP 3 @ 15:10:37.459**

NO	BEHIND	LAP TIME
74		1:35.107
777	0.882	1:34.451
113	8.697	1:38.932
19	10.098	1:33.830
13	22.407	1:38.660
84	29.263	1:44.816

**LAP 4 @ 15:12:12.155**

NO	BEHIND	LAP TIME
74		1:34.696
777	0.505	1:34.319
19	10.071	1:34.669
13	25.524	1:37.813
84	41.283	1:46.716

**LAP 5 @ 15:13:46.888**

NO	BEHIND	LAP TIME
74		1:34.733
777	1.627	1:35.855
19	11.333	1:35.995
13	29.580	1:38.789
84	52.728	1:46.178

**LAP 6 @ 15:15:23.643**

NO	BEHIND	LAP TIME
74		1:36.755
777	0.247	1:35.375
19	9.168	1:34.590
13	31.676	1:38.851
84	1:01.810	1:45.837

**LAP 7 @ 15:16:57.880**

NO	BEHIND	LAP TIME
74		1:34.237
777	0.454	1:34.444
19	8.768	1:33.837
13	35.447	1:38.008

**LAP 8 @ 15:18:32.358**

NO	BEHIND	LAP TIME
74		1:34.478
777	0.252	1:34.276
19	8.006	1:33.716
13	39.427	1:38.458

**LAP 9 @ 15:20:05.547**

NO	BEHIND	LAP TIME
74		1:33.189
777	0.306	1:33.243
19	8.582	1:33.765
13	45.916	1:39.678

**LAP 10 @ 15:21:39.419**

NO	BEHIND	LAP TIME
74		1:33.872
777	0.152	1:33.718
19	8.724	1:34.014
13	53.063	1:41.019

Weather / Track : Rain / Wet

Results can be found at [www.tsl-timing.com](http://www.tsl-timing.com)

Snetterton 200

Circuit Length = 1.9840 miles

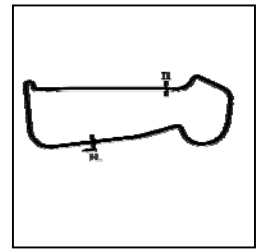
Start: 15:05 Flag 15:21 End: 15:22

Printed - 15:23 Sunday, 26 August 2018

# BMCRC - MRO Championships 2018 - Rnd 8 @ Snetterton 200

## MRO Minitwins & BMCRC Rookie Minitwins

### RACE 13 - SECTOR ANALYSIS



SECTOR 1 = FL to I1, SECTOR 2 = I1 to FL, DIFF = Difference To Personal Best Lap, P = Crossed Finish Line in Pit Lane, D = Time Disallowed

P1 74		Daniel SINGLETON		Kawasaki - me		
IDEAL LAP TIME : 1:33.029		BEST LAP TIME : 1:33.189		DIFFERENCE : 0.160		
LAP	SECTOR 1	SECTOR 2	LAP TIME	MPH	DIFF	TIME OF DAY
1 -		50.279	1:38.683	72.37	5.494	15:07:28.770
2 -	43.514	50.068	1:33.582 (2)	76.32	0.393	15:09:02.352
3 -	45.144	49.963	1:35.107	75.10	1.918	15:10:37.459
4 -	44.746	49.950	1:34.696	75.42	1.507	15:12:12.155
5 -	43.328	51.405	1:34.733	75.39	1.544	15:13:46.888
6 -	44.071	52.684	1:36.755	73.82	3.566	15:15:23.643
7 -	43.354	50.883	1:34.237	75.79	1.048	15:16:57.880
8 -	43.706	50.772	1:34.478	75.60	1.289	15:18:32.358
9 -	43.409	<b>49.780</b>	<b>1:33.189 (1)</b>	<b>76.64</b>		<b>15:20:05.547</b>
10 -	<b>43.249</b>	50.623	1:33.872 (3)	76.08	0.683	15:21:39.419

P2 777		Mason WILLIAMS		Suzuki - MoreMoto		
IDEAL LAP TIME : 1:32.697		BEST LAP TIME : 1:33.243		DIFFERENCE : 0.546		
LAP	SECTOR 1	SECTOR 2	LAP TIME	MPH	DIFF	TIME OF DAY
1 -		50.525	1:39.226	71.98	5.983	15:07:29.313
2 -	44.340	50.237	1:34.577	75.52	1.334	15:09:03.890
3 -	44.119	50.332	1:34.451	75.62	1.208	15:10:38.341
4 -	43.907	50.412	1:34.319	75.72	1.076	15:12:12.660
5 -	44.365	51.490	1:35.855	74.51	2.612	15:13:48.515
6 -	44.387	50.988	1:35.375	74.88	2.132	15:15:23.890
7 -	43.684	50.760	1:34.444	75.62	1.201	15:16:58.334
8 -	44.009	50.267	1:34.276 (3)	75.76	1.033	15:18:32.610
9 -	43.713	<b>49.530</b>	<b>1:33.243 (1)</b>	<b>76.60</b>		<b>15:20:05.853</b>
10 -	<b>43.167</b>	50.551	1:33.718 (2)	76.21	0.475	15:21:39.571

P3 19		Kevin LILLEY		Suzuki - Vanson Leathers		
IDEAL LAP TIME : 1:33.439		BEST LAP TIME : 1:33.716		DIFFERENCE : 0.277		
LAP	SECTOR 1	SECTOR 2	LAP TIME	MPH	DIFF	TIME OF DAY
1 -		57.765	1:48.677	65.72	14.961	15:07:38.764
2 -	44.821	50.142	1:34.963	75.21	1.247	15:09:13.727
3 -	43.904	49.926	1:33.830 (3)	76.12	0.114	15:10:47.557
4 -	44.478	50.191	1:34.669	75.44	0.953	15:12:22.226
5 -	44.486	51.509	1:35.995	74.40	2.279	15:13:58.221
6 -	44.023	50.567	1:34.590	75.51	0.874	15:15:32.811
7 -	44.034	<b>49.803</b>	1:33.837	76.11	0.121	15:17:06.648
8 -	<b>43.636</b>	50.080	<b>1:33.716 (1)</b>	<b>76.21</b>		<b>15:18:40.364</b>
9 -	43.910	49.855	1:33.765 (2)	76.17	0.049	15:20:14.129
10 -	43.660	50.354	1:34.014	75.97	0.298	15:21:48.143

P4 13		Wii GREEN		Suzuki - Faith Fueled Racing		
IDEAL LAP TIME : 1:37.442		BEST LAP TIME : 1:37.813		DIFFERENCE : 0.371		
LAP	SECTOR 1	SECTOR 2	LAP TIME	MPH	DIFF	TIME OF DAY
1 -		55.917	1:48.590	65.77	10.777	15:07:38.677
2 -	47.466	55.063	1:42.529	69.66	4.716	15:09:21.206
3 -	<b>44.837</b>	53.823	1:38.660	72.39	0.847	15:10:59.866
4 -	45.045	52.768	<b>1:37.813 (1)</b>	<b>73.02</b>		<b>15:12:37.679</b>
5 -	45.054	53.735	1:38.789	72.30	0.976	15:14:16.468
6 -	45.238	53.613	1:38.851	72.25	1.038	15:15:55.319
7 -	45.403	<b>52.605</b>	1:38.008 (2)	72.87	0.195	15:17:33.327
8 -	45.468	52.990	1:38.458 (3)	72.54	0.645	15:19:11.785
9 -	46.237	53.441	1:39.678	71.65	1.865	15:20:51.463
10 -	46.213	54.806	1:41.019	70.70	3.206	15:22:32.482

P5 84		Ricardo BRANCO		Suzuki - IMP Racing		
IDEAL LAP TIME : 1:41.902		BEST LAP TIME : 1:43.720		DIFFERENCE : 1.818		
LAP	SECTOR 1	SECTOR 2	LAP TIME	MPH	DIFF	TIME OF DAY

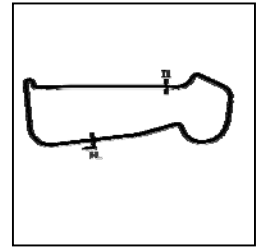
Weather / Track : Rain / Wet

Snetterton 200  
Circuit Length = 1.9840 miles  
Start: 15:05 Flag 15:21 End: 15:22

# BMCRC - MRO Championships 2018 - Rnd 8 @ Snetterton 200

## MRO Minitwins & BMCRC Rookie Minitwins

### RACE 13 - SECTOR ANALYSIS



SECTOR 1 = FL to I1, SECTOR 2 = I1 to FL, DIFF = Difference To Personal Best Lap, P = Crossed Finish Line in Pit Lane, D = Time Disallowed

1 -		<b>55.743</b>	1:48.099	66.07	4.379	15:07:38.186
2 -	47.612	56.108	<b>1:43.720 (1)</b>	<b>68.86</b>		<b>15:09:21.906</b>
3 -	<b>46.159</b>	58.657	1:44.816 (2)	68.14	1.096	15:11:06.722
4 -	48.065	58.651	1:46.716	66.93	2.996	15:12:53.438
5 -	47.548	58.630	1:46.178	67.26	2.458	15:14:39.616
6 -	47.860	57.977	1:45.837 (3)	67.48	2.117	15:16:25.453

P6	113	Sam ELKINS	Suzuki - Me Old Man
IDEAL LAP TIME : 1:35.904		BEST LAP TIME : 1:35.904	DIFFERENCE : 0.000

LAP	SECTOR 1	SECTOR 2	LAP TIME	MPH	DIFF	TIME OF DAY
1 -		51.513	1:41.233	70.55	5.329	15:07:31.320
2 -	<b>44.433</b>	<b>51.471</b>	<b>1:35.904 (1)</b>	<b>74.47</b>		<b>15:09:07.224</b>
3 -	45.796	53.136	1:38.932 (2)	72.19	3.028	15:10:46.156

P7	96	Dan HARRIS	Suzuki - HP Racing
IDEAL LAP TIME : 1:33.745		BEST LAP TIME : 1:34.530	DIFFERENCE : 0.785

LAP	SECTOR 1	SECTOR 2	LAP TIME	MPH	DIFF	TIME OF DAY
1 -		50.872	1:40.419	71.12	5.889	15:07:30.506
2 -	44.161	<b>50.369</b>	<b>1:34.530 (1)</b>	<b>75.55</b>		<b>15:09:05.036</b>

# BMCRC - MRO Championships 2018 - Rnd 8 @ Snetterton 200

## MRO Minitwins & BMCRC Rookie Minitwins

### RACE 13 - BEST SECTORS

SECTOR 1			SECTOR 2			IDEAL / BEST COMPARISON						
POS	NO	NAME	TIME	NO	NAME	TIME	POS	NO	NAME	IDEAL	BEST	DIFF
									<b>PERFECT LAP</b>	<b>1:32.697</b>		
1	777	WILLIAMS	<b>43.167</b>	777	WILLIAMS	<b>49.530</b>	1	777	WILLIAMS	1:32.697	1:33.243	0.546
2	74	SINGLETON	<b>43.249</b>	74	SINGLETON	<b>49.780</b>	2	74	SINGLETON	1:33.029	1:33.189	0.160
3	96	HARRIS	<b>43.376</b>	19	LILLEY	<b>49.803</b>	3	19	LILLEY	1:33.439	1:33.716	0.277
4	19	LILLEY	<b>43.636</b>	96	HARRIS	<b>50.369</b>	4	96	HARRIS	1:33.745	1:34.530	0.785
5	113	ELKINS	<b>44.433</b>	113	ELKINS	<b>51.471</b>	5	113	ELKINS	1:35.904	1:35.904	0.000
6	13	GREEN	<b>44.837</b>	13	GREEN	<b>52.605</b>	6	13	GREEN	1:37.442	1:37.813	0.371
7	84	BRANCO	<b>46.159</b>	84	BRANCO	<b>55.743</b>	7	84	BRANCO	1:41.902	1:43.720	1.818
8												
9												

Weather / Track : Rain / Wet

Results can be found at [www.tsl-timing.com](http://www.tsl-timing.com)

Snetterton 200

Circuit Length = 1.9840 miles

Start: 15:05 Flag 15:21 End: 15:22

Printed - 15:25 Sunday, 26 August 2018

BMCRC-MRO Championships 2018



# Team Green Junior Cup / Senior 300 Series

Snetterton 200 Circuit

25<sup>th</sup> / 26<sup>th</sup> August 2018



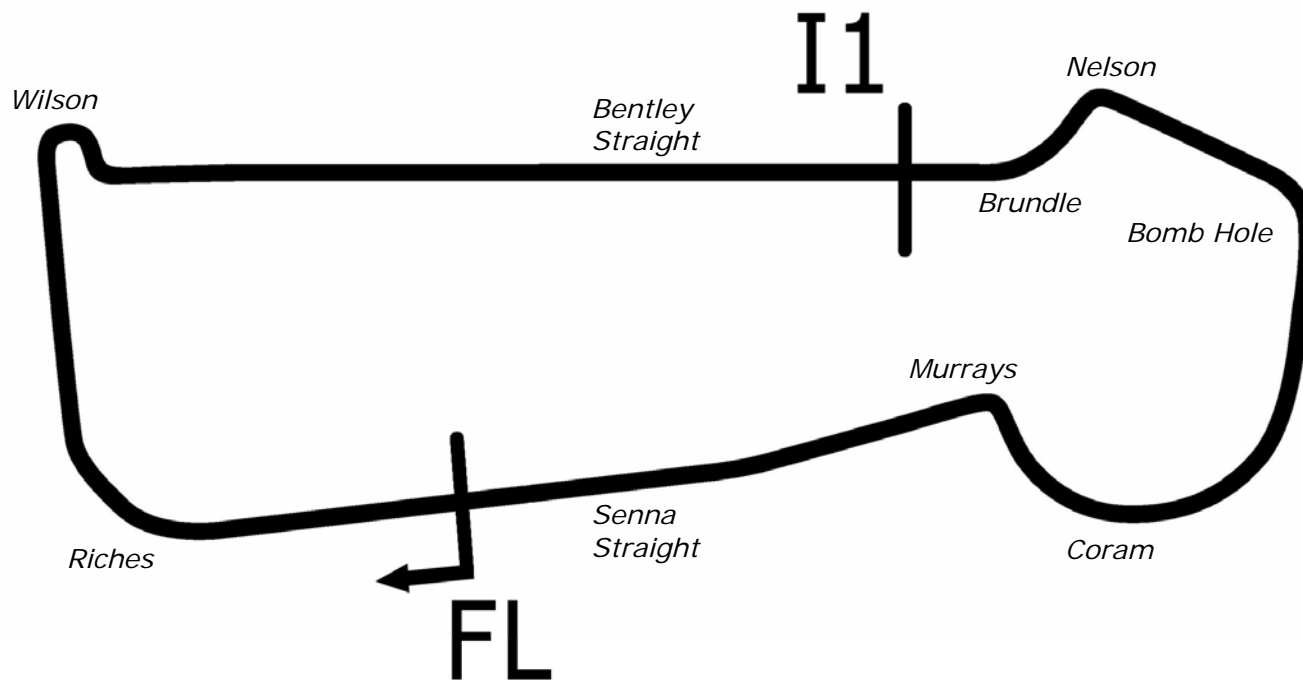
Results Provided by Timing Solutions Ltd  
[www.tsl-timing.com](http://www.tsl-timing.com)

# Snetterton 200



SPORTS TIMING

TIMING SOLUTIONS LTD



Length	1.9840 miles	3193.0 m
FL		52.46340 N 0.94476 E
I1	1612m	52.46617 N 0.94964 E
Pit Entry	2987m	52.46364 N 0.94774 E
Pit Exit	40m after FL	52.46338 N 0.94420 E
Pit Entry–Pit Exit 246m, 14.7s @60kph, 11.0s @80kph		

All results available at [www.tsl-timing.com](http://www.tsl-timing.com)

# BMCRC - MRO Championships 2018 - Rnd 8 @ Snetterton 200



## Team Green Junior Cup & Senior 300

### QUALIFYING - CLASSIFICATION

POS	NO	CL	PIC NAME	ENTRY	TIME	ON	LAPS	GAP	DIFF	MPH
1	86	S	1 Jamie KELMAN	Kawasaki - Fastlane motorcycles	1:26.557	5	8			82.51
2	861	J	1 Owen JENNER	Kawasaki -	1:27.725	6	8	1.168	1.168	81.41
3	20	S	2 Kai DICKINSON	Kawasaki - Mum and Dad	1:27.956	6	8	1.399	0.231	81.20
4	4	J	2 James DUTTON	Kawasaki -	1:28.042	6	8	1.485	0.086	81.12
5	77	S	3 Harry FOWLE	Kawasaki -	1:28.168	4	6	1.611	0.126	81.01
6	29	S	4 Charlie STONE	Kawasaki -	1:28.763	5	8	2.206	0.595	80.46
7	67	S	5 Tony MORRIS	Kawasaki - Chippy racing team	1:29.765	3	6	3.208	1.002	79.56
8	18	J	3 Indy OFFER	Kawasaki - Ace osteopaths	1:30.030	3	8	3.473	0.265	79.33
9	6	S	6 Martin COOPER	Kawasaki -	1:30.399	5	8	3.842	0.369	79.01
10	28	S	7 Leon STEWART	Kawasaki -	1:30.596	8	8	4.039	0.197	78.83
11	65	S	8 Konrad BREESE	Kawasaki -	1:31.583	5	7	5.026	0.987	77.98
12	888	S	9 Jeff MORRIS	Kawasaki -	1:31.987	7	8	5.430	0.404	77.64
13	42	J	4 Christopher JOHNSON	Kawasaki -	1:35.292	8	8	8.735	3.305	74.95
14	44	S	10 Duane SUTCH	Kawasaki - Shawell Tuning and Racing Serv	1:35.450	7	7	8.893	0.158	74.83
15	48	S	11 Kevin SABBARTON	Kawasaki -	1:36.842	7	7	10.285	1.392	73.75
16	70	S	12 Sean HALL	Kawasaki - S and y ceramics	1:36.858	7	7	10.301	0.016	73.74
17	49	S	13 Andrew NEWMAN	Kawasaki -	1:38.566	7	7	12.009	1.708	72.46
18	99	S	14 Christopher COWAN	Kawasaki -	1:41.349	4	7	14.792	2.783	70.47

Weather / Track : Bright / Dry

These results are provisional until the conclusion of any judicial and technical matters.

Snetterton 200

Circuit Length = 1.9840 miles

Start: 11:24 Flag 11:36 End: 11:38

Clerk Of Course :

Timekeeper :

Results can be found at [www.tsl-timing.com](http://www.tsl-timing.com)

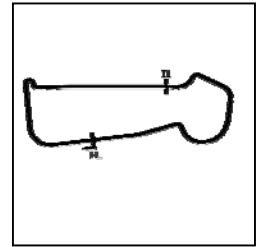
Printed - 11:38 Saturday, 25 August 2018



# BMCRC - MRO Championships 2018 - Rnd 8 @ Snetterton 200

## Team Green Junior Cup & Senior 300

### QUALIFYING - SECTOR ANALYSIS



SECTOR 1 = FL to I1, SECTOR 2 = I1 to FL, DIFF = Difference To Personal Best Lap, P = Crossed Finish Line in Pit Lane, D = Time Disallowed

P1		86 S		Jamie KELMAN		Kawasaki - Fastlane motorcycles	
IDEAL LAP TIME : 1:25.980		BEST LAP TIME : 1:26.557		DIFFERENCE : 0.577			
LAP	SECTOR 1	SECTOR 2	LAP TIME	MPH	DIFF	TIME OF DAY	
1 -	44.534	46.654	1:31.188	78.32	4.631	11:26:57.742	
2 -	42.621	46.685	1:29.306	79.97	2.749	11:28:27.048	
3 -	42.530	45.045	1:27.575	81.55	1.018	11:29:54.623	
4 -	42.171	<b>44.402</b>	1:26.573 (2)	82.50	0.016	11:31:21.196	
5 -	<b>41.578</b>	44.979	<b>1:26.557 (1)</b>	<b>82.51</b>		<b>11:32:47.753</b>	
6 -	42.842	44.649	1:27.491	81.63	0.934	11:34:15.244	
7 -	42.619	44.802	1:27.421 (3)	81.70	0.864	11:35:42.665	
8 -	44.493	44.630	1:29.123	80.14	2.566	11:37:11.788	

P2		861 J		Owen JENNER		Kawasaki -	
IDEAL LAP TIME : 1:27.725		BEST LAP TIME : 1:27.725		DIFFERENCE : 0.000			
LAP	SECTOR 1	SECTOR 2	LAP TIME	MPH	DIFF	TIME OF DAY	
1 -	46.416	49.037	1:35.453	74.82	7.728	11:26:44.304	
2 -	43.797	47.366	1:31.163	78.34	3.438	11:28:15.467	
3 -	42.854	46.279	1:29.133	80.13	1.408	11:29:44.600	
4 -	42.350	45.960	1:28.310 (2)	80.88	0.585	11:31:12.910	
5 -	42.940	45.754	1:28.694 (3)	80.53	0.969	11:32:41.604	
6 -	<b>42.167</b>	<b>45.558</b>	<b>1:27.725 (1)</b>	<b>81.41</b>		<b>11:34:09.329</b>	
7 -	42.599	46.232	1:28.831	80.40	1.106	11:35:38.160	
8 -	43.299	46.344	1:29.643	79.67	1.918	11:37:07.803	

P3		20 S		Kai DICKINSON		Kawasaki - Mum and Dad	
IDEAL LAP TIME : 1:27.956		BEST LAP TIME : 1:27.956		DIFFERENCE : 0.000			
LAP	SECTOR 1	SECTOR 2	LAP TIME	MPH	DIFF	TIME OF DAY	
1 -	46.591	47.704	1:34.295	75.74	6.339	11:26:42.513	
2 -	43.563	47.933	1:31.496	78.06	3.540	11:28:14.009	
3 -	43.090	45.834	1:28.924 (2)	80.32	0.968	11:29:42.933	
4 -	42.768	46.163	1:28.931 (3)	80.31	0.975	11:31:11.864	
5 -	43.324	46.005	1:29.329	79.95	1.373	11:32:41.193	
6 -	<b>42.325</b>	<b>45.631</b>	<b>1:27.956 (1)</b>	<b>81.20</b>		<b>11:34:09.149</b>	
7 -	45.115	47.852	1:32.967	76.82	5.011	11:35:42.116	
8 -	45.019	46.977	1:31.996	77.63	4.040	11:37:14.112	

P4		4 J		James DUTTON		Kawasaki -	
IDEAL LAP TIME : 1:27.951		BEST LAP TIME : 1:28.042		DIFFERENCE : 0.091			
LAP	SECTOR 1	SECTOR 2	LAP TIME	MPH	DIFF	TIME OF DAY	
1 -	46.648	48.384	1:35.032	75.15	6.990	11:26:43.334	
2 -	43.406	47.355	1:30.761	78.69	2.719	11:28:14.095	
3 -	43.128	46.881	1:30.009	79.35	1.967	11:29:44.104	
4 -	42.648	46.029	1:28.677 (3)	80.54	0.635	11:31:12.781	
5 -	43.576	<b>45.787</b>	1:29.363	79.92	1.321	11:32:42.144	
6 -	<b>42.164</b>	45.878	<b>1:28.042 (1)</b>	<b>81.12</b>		<b>11:34:10.186</b>	
7 -	42.639	45.935	1:28.574 (2)	80.63	0.532	11:35:38.760	
8 -	43.096	45.979	1:29.075	80.18	1.033	11:37:07.835	

P5		77 S		Harry FOWLE		Kawasaki -	
IDEAL LAP TIME : 1:28.168		BEST LAP TIME : 1:28.168		DIFFERENCE : 0.000			
LAP	SECTOR 1	SECTOR 2	LAP TIME	MPH	DIFF	TIME OF DAY	
1 -	OUTLAP	47.916	1:35.377	74.88	7.209	11:29:29.663	
2 -	44.089	46.026	1:30.115	79.26	1.947	11:30:59.778	
3 -	42.871	45.727	1:28.598	80.61	0.430	11:32:28.376	
4 -	<b>42.723</b>	<b>45.445</b>	<b>1:28.168 (1)</b>	<b>81.01</b>		<b>11:33:56.544</b>	
5 -	42.738	45.680	1:28.418 (3)	80.78	0.250	11:35:24.962	
6 -	42.747	45.633	1:28.380 (2)	80.81	0.212	11:36:53.342	

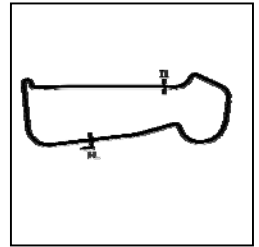
Weather / Track : Bright / Dry

Snetterton 200  
 Circuit Length = 1.9840 miles  
 Start: 11:24 Flag 11:36 End: 11:38

# BMCRC - MRO Championships 2018 - Rnd 8 @ Snetterton 200

## Team Green Junior Cup & Senior 300

### QUALIFYING - SECTOR ANALYSIS



SECTOR 1 = FL to I1, SECTOR 2 = I1 to FL, DIFF = Difference To Personal Best Lap, P = Crossed Finish Line in Pit Lane, D = Time Disallowed

P6 29 S Charlie STONE			Kawasaki -			
IDEAL LAP TIME : 1:28.717		BEST LAP TIME : 1:28.763		DIFFERENCE : 0.046		
LAP	SECTOR 1	SECTOR 2	LAP TIME	MPH	DIFF	TIME OF DAY
1 -	48.188	49.656	1:37.844	72.99	9.081	11:26:48.556
2 -	44.314	47.476	1:31.790	77.81	3.027	11:28:20.346
3 -	43.602	46.260	1:29.862	79.48	1.099	11:29:50.208
4 -	43.075	<b>45.844</b>	1:28.919 (2)	80.32	0.156	11:31:19.127
5 -	<b>42.873</b>	45.890	<b>1:28.763 (1)</b>	<b>80.46</b>		<b>11:32:47.890</b>
6 -	43.724	47.221	1:30.945	78.53	2.182	11:34:18.835
7 -	46.200	47.513	1:33.713	76.21	4.950	11:35:52.548
8 -	43.445	46.397	1:29.842 (3)	79.50	1.079	11:37:22.390

P7 67 S Tony MORRIS			Kawasaki - Chippy racing team			
IDEAL LAP TIME : 1:29.747		BEST LAP TIME : 1:29.765		DIFFERENCE : 0.018		
LAP	SECTOR 1	SECTOR 2	LAP TIME	MPH	DIFF	TIME OF DAY
1 -	47.397	49.468	1:36.865	73.73	7.100	11:26:44.344
2 -	44.482	47.578	1:32.060	77.58	2.295	11:28:16.404
3 -	<b>42.993</b>	46.772	<b>1:29.765 (1)</b>	<b>79.56</b>		<b>11:29:46.169</b>
4 -	43.495	46.840	1:30.335 (2)	79.06	0.570	11:31:16.504
5 -	43.181	47.710	1:30.891	78.58	1.126	11:32:47.395
6 -	43.657	<b>46.754</b>	1:30.411 (3)	79.00	0.646	11:34:17.806

P8 18 J Indy OFFER			Kawasaki - Ace osteopaths			
IDEAL LAP TIME : 1:29.975		BEST LAP TIME : 1:30.030		DIFFERENCE : 0.055		
LAP	SECTOR 1	SECTOR 2	LAP TIME	MPH	DIFF	TIME OF DAY
1 -	45.947	48.926	1:34.873	75.28	4.843	11:26:44.382
2 -	43.841	47.399	1:31.240	78.28	1.210	11:28:15.622
3 -	<b>43.250</b>	46.780	<b>1:30.030 (1)</b>	<b>79.33</b>		<b>11:29:45.652</b>
4 -	43.567	46.731	1:30.298 (2)	79.09	0.268	11:31:15.950
5 -	43.595	47.348	1:30.943	78.53	0.913	11:32:46.893
6 -	43.723	47.059	1:30.782	78.67	0.752	11:34:17.675
7 -	43.452	47.364	1:30.816	78.64	0.786	11:35:48.491
8 -	43.882	<b>46.725</b>	1:30.607 (3)	78.82	0.577	11:37:19.098

P9 6 S Martin COOPER			Kawasaki -			
IDEAL LAP TIME : 1:30.105		BEST LAP TIME : 1:30.399		DIFFERENCE : 0.294		
LAP	SECTOR 1	SECTOR 2	LAP TIME	MPH	DIFF	TIME OF DAY
1 -	50.700	50.340	1:41.040	70.69	10.641	11:26:54.817
2 -	44.715	47.803	1:32.518	77.20	2.119	11:28:27.335
3 -	43.435	47.384	1:30.819 (3)	78.64	0.420	11:29:58.154
4 -	43.745	47.098	1:30.843	78.62	0.444	11:31:28.997
5 -	<b>43.236</b>	47.163	<b>1:30.399 (1)</b>	<b>79.01</b>		<b>11:32:59.396</b>
6 -	43.964	47.307	1:31.271	78.25	0.872	11:34:30.667
7 -	43.979	46.997	1:30.976	78.51	0.577	11:36:01.643
8 -	43.758	<b>46.869</b>	1:30.627 (2)	78.81	0.228	11:37:32.270

P10 28 S Leon STEWART			Kawasaki -			
IDEAL LAP TIME : 1:30.313		BEST LAP TIME : 1:30.596		DIFFERENCE : 0.283		
LAP	SECTOR 1	SECTOR 2	LAP TIME	MPH	DIFF	TIME OF DAY
1 -	47.962	49.464	1:37.426	73.31	6.830	11:26:47.964
2 -	44.959	47.667	1:32.626	77.11	2.030	11:28:20.590
3 -	45.124	47.801	1:32.925	76.86	2.329	11:29:53.515
4 -	44.452	47.032	1:31.484 (3)	78.07	0.888	11:31:24.999
5 -	45.107	47.070	1:32.177	77.48	1.581	11:32:57.176
6 -	44.221	48.370	1:32.591	77.14	1.995	11:34:29.767
7 -	44.461	<b>46.565</b>	1:31.026 (2)	78.46	0.430	11:36:00.793
8 -	<b>43.748</b>	46.848	<b>1:30.596 (1)</b>	<b>78.83</b>		<b>11:37:31.389</b>

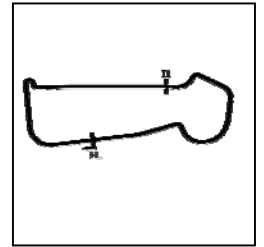
Weather / Track : Bright / Dry

Snetterton 200  
Circuit Length = 1.9840 miles  
Start: 11:24 Flag 11:36 End: 11:38

# BMCRC - MRO Championships 2018 - Rnd 8 @ Snetterton 200

## Team Green Junior Cup & Senior 300

### QUALIFYING - SECTOR ANALYSIS



SECTOR 1 = FL to I1, SECTOR 2 = I1 to FL, DIFF = Difference To Personal Best Lap, P = Crossed Finish Line in Pit Lane, D = Time Disallowed

P11 65 S		Konrad BREESE		Kawasaki -		
IDEAL LAP TIME : 1:31.583		BEST LAP TIME : 1:31.583		DIFFERENCE : 0.000		
LAP	SECTOR 1	SECTOR 2	LAP TIME	MPH	DIFF	TIME OF DAY
1 -	49.956	51.211	1:41.167	70.60	9.584	11:27:32.388
2 -	45.025	48.682	1:33.707	76.22	2.124	11:29:06.095
3 -	44.455	47.920	1:32.375	77.32	0.792	11:30:38.470
4 -	44.230	47.627	1:31.857 (2)	77.75	0.274	11:32:10.327
5 -	<b>44.135</b>	<b>47.448</b>	<b>1:31.583 (1)</b>	<b>77.98</b>		<b>11:33:41.910</b>
6 -	44.232	47.638	1:31.870 (3)	77.74	0.287	11:35:13.780
7 -	44.178	49.306	1:33.484	76.40	1.901	11:36:47.264

P12 888 S		Jeff MORRIS		Kawasaki -		
IDEAL LAP TIME : 1:31.868		BEST LAP TIME : 1:31.987		DIFFERENCE : 0.119		
LAP	SECTOR 1	SECTOR 2	LAP TIME	MPH	DIFF	TIME OF DAY
1 -	47.881	49.521	1:37.402	73.33	5.415	11:26:48.744
2 -	44.542	48.078	1:32.620	77.11	0.633	11:28:21.364
3 -	44.456	48.673	1:33.129	76.69	1.142	11:29:54.493
4 -	44.936	47.565	1:32.501 (3)	77.21	0.514	11:31:26.994
5 -	44.826	<b>47.519</b>	1:32.345 (2)	77.34	0.358	11:32:59.339
6 -	45.470	47.633	1:33.103	76.71	1.116	11:34:32.442
7 -	<b>44.349</b>	47.638	<b>1:31.987 (1)</b>	<b>77.64</b>		<b>11:36:04.429</b>
8 -	44.871	47.771	1:32.642	77.09	0.655	11:37:37.071

P13 42 J		Christopher JOHNSON		Kawasaki -		
IDEAL LAP TIME : 1:34.992		BEST LAP TIME : 1:35.292		DIFFERENCE : 0.300		
LAP	SECTOR 1	SECTOR 2	LAP TIME	MPH	DIFF	TIME OF DAY
1 -	47.699	51.080	1:38.779	72.30	3.487	11:26:50.943
2 -	45.486	50.768	1:36.254	74.20	0.962	11:28:27.197
3 -	45.650	49.976	1:35.626	74.69	0.334	11:30:02.823
4 -	45.353	49.955	1:35.308 (2)	74.94	0.016	11:31:38.131
5 -	45.569	<b>49.750</b>	1:35.319 (3)	74.93	0.027	11:33:13.450
6 -	45.913	49.892	1:35.805	74.55	0.513	11:34:49.255
7 -	45.993	49.831	1:35.824	74.53	0.532	11:36:25.079
8 -	<b>45.242</b>	50.050	<b>1:35.292 (1)</b>	<b>74.95</b>		<b>11:38:00.371</b>

P14 44 S		Duane SUTCH		Kawasaki - Shawell Tuning and Racing Serv		
IDEAL LAP TIME : 1:35.450		BEST LAP TIME : 1:35.450		DIFFERENCE : 0.000		
LAP	SECTOR 1	SECTOR 2	LAP TIME	MPH	DIFF	TIME OF DAY
1 -	51.048	51.680	1:42.728	69.52	7.278	11:27:20.301
2 -	47.800	51.067	1:38.867	72.24	3.417	11:28:59.168
3 -	46.744	50.923	1:37.667	73.13	2.217	11:30:36.835
4 -	46.178	50.392	1:36.570 (3)	73.96	1.120	11:32:13.405
5 -	46.452	50.393	1:36.845	73.75	1.395	11:33:50.250
6 -	45.839	50.094	1:35.933 (2)	74.45	0.483	11:35:26.183
7 -	<b>45.497</b>	<b>49.953</b>	<b>1:35.450 (1)</b>	<b>74.83</b>		<b>11:37:01.633</b>

P15 48 S		Kevin SABBARTON		Kawasaki -		
IDEAL LAP TIME : 1:36.152		BEST LAP TIME : 1:36.842		DIFFERENCE : 0.690		
LAP	SECTOR 1	SECTOR 2	LAP TIME	MPH	DIFF	TIME OF DAY
1 -	50.357	53.427	1:43.784	68.82	6.942	11:27:01.090
2 -	47.304	52.298	1:39.602	71.71	2.760	11:28:40.692
3 -	46.629	50.988	1:37.617	73.16	0.775	11:30:18.309
4 -	46.179	51.449	1:37.628	73.16	0.786	11:31:55.937
5 -	<b>45.930</b>	51.342	1:37.272 (2)	73.42	0.430	11:33:33.209
6 -	46.483	50.889	1:37.372 (3)	73.35	0.530	11:35:10.581
7 -	46.620	<b>50.222</b>	<b>1:36.842 (1)</b>	<b>73.75</b>		<b>11:36:47.423</b>

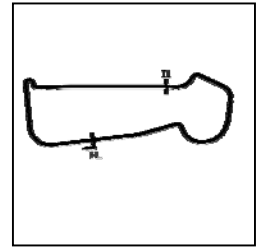
Weather / Track : Bright / Dry

Snetterton 200  
Circuit Length = 1.9840 miles  
Start: 11:24 Flag 11:36 End: 11:38

# BMCRC - MRO Championships 2018 - Rnd 8 @ Snetterton 200

## Team Green Junior Cup & Senior 300

### QUALIFYING - SECTOR ANALYSIS



SECTOR 1 = FL to I1, SECTOR 2 = I1 to FL, DIFF = Difference To Personal Best Lap, P = Crossed Finish Line in Pit Lane, D = Time Disallowed

P16		70 S		Sean HALL		Kawasaki - S and y ceramics	
IDEAL LAP TIME : 1:36.372		BEST LAP TIME : 1:36.858		DIFFERENCE : 0.486			
LAP	SECTOR 1	SECTOR 2	LAP TIME	MPH	DIFF	TIME OF DAY	
1 -	52.554	54.471	1:47.025	66.73	10.167	11:27:06.571	
2 -	47.594	52.971	1:40.565	71.02	3.707	11:28:47.136	
3 -	47.355	51.147	1:38.502	72.51	1.644	11:30:25.638	
4 -	46.595	50.567	1:37.162	73.51	0.304	11:32:02.800	
5 -	<b>46.373</b>	50.596	1:36.969 (3)	73.65	0.111	11:33:39.769	
6 -	46.537	50.328	1:36.865 (2)	73.73	0.007	11:35:16.634	
7 -	46.859	<b>49.999</b>	<b>1:36.858 (1)</b>	<b>73.74</b>		<b>11:36:53.492</b>	

P17		49 S		Andrew NEWMAN		Kawasaki -	
IDEAL LAP TIME : 1:38.269		BEST LAP TIME : 1:38.566		DIFFERENCE : 0.297			
LAP	SECTOR 1	SECTOR 2	LAP TIME	MPH	DIFF	TIME OF DAY	
1 -	52.014	53.700	1:45.714	67.56	7.148	11:27:22.420	
2 -	47.626	52.691	1:40.317	71.19	1.751	11:29:02.737	
3 -	47.865	51.702	1:39.567	71.73	1.001	11:30:42.304	
4 -	47.574	53.718	1:41.292	70.51	2.726	11:32:23.596	
5 -	47.184	<b>51.387</b>	1:38.571 (2)	72.46	0.005	11:34:02.167	
6 -	47.246	51.644	1:38.890 (3)	72.22	0.324	11:35:41.057	
7 -	<b>46.882</b>	51.684	<b>1:38.566 (1)</b>	<b>72.46</b>		<b>11:37:19.623</b>	

P18		99 S		Christopher COWAN		Kawasaki -	
IDEAL LAP TIME : 1:40.647		BEST LAP TIME : 1:41.349		DIFFERENCE : 0.702			
LAP	SECTOR 1	SECTOR 2	LAP TIME	MPH	DIFF	TIME OF DAY	
1 -	52.846	56.777	1:49.623	65.15	8.274	11:27:40.302	
2 -	50.035	55.053	1:45.088	67.96	3.739	11:29:25.390	
3 -	48.992	54.729	1:43.721	68.86	2.372	11:31:09.111	
4 -	48.560	<b>52.789</b>	<b>1:41.349 (1)</b>	<b>70.47</b>		<b>11:32:50.460</b>	
5 -	48.297	53.545	1:41.842 (3)	70.13	0.493	11:34:32.302	
6 -	48.459	54.075	1:42.534	69.66	1.185	11:36:14.836	
7 -	<b>47.858</b>	53.953	1:41.811 (2)	70.15	0.462	11:37:56.647	

# BMCRC - MRO Championships 2018 - Rnd 8 @ Snetterton 200

## Team Green Junior Cup & Senior 300

### QUALIFYING - BEST SECTORS

SECTOR 1			SECTOR 2			IDEAL / BEST COMPARISON						
POS	NO	NAME	TIME	NO	NAME	TIME	POS	NO	NAME	IDEAL	BEST	DIFF
									<b>PERFECT LAP</b>	<b>1:25.980</b>		
1	86	KELMAN	<b>41.578</b>	86	KELMAN	<b>44.402</b>	1	86	KELMAN	1:25.980	1:26.557	0.577
2	4	DUTTON	<b>42.164</b>	77	FOWLE	<b>45.445</b>	2	861	JENNER	1:27.725	1:27.725	0.000
3	861	JENNER	<b>42.167</b>	861	JENNER	<b>45.558</b>	3	4	DUTTON	1:27.951	1:28.042	0.091
4	20	DICKINSON	<b>42.325</b>	20	DICKINSON	<b>45.631</b>	4	20	DICKINSON	1:27.956	1:27.956	0.000
5	77	FOWLE	<b>42.723</b>	4	DUTTON	<b>45.787</b>	5	77	FOWLE	1:28.168	1:28.168	0.000
6	29	STONE	<b>42.873</b>	29	STONE	<b>45.844</b>	6	29	STONE	1:28.717	1:28.763	0.046
7	67	MORRIS	<b>42.993</b>	28	STEWART	<b>46.565</b>	7	67	MORRIS	1:29.747	1:29.765	0.018
8	6	COOPER	<b>43.236</b>	18	OFFER	<b>46.725</b>	8	18	OFFER	1:29.975	1:30.030	0.055
9	18	OFFER	<b>43.250</b>	67	MORRIS	<b>46.754</b>	9	6	COOPER	1:30.105	1:30.399	0.294
10	28	STEWART	<b>43.748</b>	6	COOPER	<b>46.869</b>	10	28	STEWART	1:30.313	1:30.596	0.283
11	65	BREESE	<b>44.135</b>	65	BREESE	<b>47.448</b>	11	65	BREESE	1:31.583	1:31.583	0.000
12	888	MORRIS	<b>44.349</b>	888	MORRIS	<b>47.519</b>	12	888	MORRIS	1:31.868	1:31.987	0.119
13	42	JOHNSON	<b>45.242</b>	42	JOHNSON	<b>49.750</b>	13	42	JOHNSON	1:34.992	1:35.292	0.300
14	44	SUTCH	<b>45.497</b>	44	SUTCH	<b>49.953</b>	14	44	SUTCH	1:35.450	1:35.450	0.000
15	48	SABBARTON	<b>45.930</b>	70	HALL	<b>49.999</b>	15	48	SABBARTON	1:36.152	1:36.842	0.690
16	70	HALL	<b>46.373</b>	48	SABBARTON	<b>50.222</b>	16	70	HALL	1:36.372	1:36.858	0.486
17	49	NEWMAN	<b>46.882</b>	49	NEWMAN	<b>51.387</b>	17	49	NEWMAN	1:38.269	1:38.566	0.297
18	99	COWAN	<b>47.858</b>	99	COWAN	<b>52.789</b>	18	99	COWAN	1:40.647	1:41.349	0.702

Weather / Track : Bright / Dry

Results can be found at [www.tsl-timing.com](http://www.tsl-timing.com)

Snetterton 200

Circuit Length = 1.9840 miles

Start: 11:24 Flag 11:36 End: 11:38

Printed - 11:39 Saturday, 25 August 2018

# BMCRC - MRO Championships 2018 - Rnd 8 @ Snetterton 200



## Team Green Junior Cup & Senior 300

### RACE 9 - GRID (8 Laps)

ROW 6	18	1:41.349	99	Christopher COWAN	17	1:38.566	49	Andrew NEWMAN	16	1:36.858	70	Sean HALL		
ROW 5			15	1:36.842	48	Kevin SABBARTON	14	1:35.450	44	Duane SUTCH	13	1:35.292	42	Christopher JOHNSON
ROW 4	12	1:31.987	888	Jeff MORRIS	11	1:31.583	65	Konrad BREESE	10	1:30.596	28	Leon STEWART		
ROW 3			9	1:30.399	6	Martin COOPER	8	1:30.030	18	Indy OFFER	7	1:29.765	67	Tony MORRIS
ROW 2	6	1:28.763	29	Charlie STONE	5	1:28.168	77	Harry FOWLE	4	1:28.042	4	James DUTTON		
ROW 1			3	1:27.956	20	Kai DICKINSON	2	1:27.725	861	Owen JENNER	1	1:26.557	86	Jamie KELMAN
														<b>Pole</b>

Snetterton 200  
Circuit Length = 1.9840 miles

These results are provisional until the conclusion of any judicial and technical matters.

Clerk Of Course :		Timekeeper :
-------------------	--	--------------

Results can be found at [www.tsl-timing.com](http://www.tsl-timing.com)

Printed - 11:41 Saturday, 25 August 2018



# BMCRC - MRO Championships 2018 - Rnd 8 @ Snetterton 200



## Team Green Junior Cup & Senior 300

### RACE 9 - CLASSIFICATION

POS	NO	CL	PIC NAME	ENTRY	LAPS	TIME	GAP	DIFF	MPH	BEST	ON
1	86	S	1 Jamie KELMAN	Kawasaki - Fastlane motorcycles	8	11:43.416			81.23	1:26.702	4
2	77	S	2 Harry FOWLE	Kawasaki -	8	11:45.920	2.504	2.504	80.94	1:26.709	6
3	20	S	3 Kai DICKINSON	Kawasaki - Mum and Dad	8	11:50.758	7.342	4.838	80.39	1:27.142	6
4	4	J	1 James DUTTON	Kawasaki -	8	11:50.950	7.534	0.192	80.37	1:27.616	3
5	861	J	2 Owen JENNER	Kawasaki -	8	11:51.233	7.817	0.283	80.33	1:27.716	4
6	29	S	4 Charlie STONE	Kawasaki -	8	12:02.177	18.761	10.944	79.12	1:28.390	3
7	6	S	5 Martin COOPER	Kawasaki -	8	12:10.925	27.509	8.748	78.17	1:29.985	2
8	28	S	6 Leon STEWART	Kawasaki -	8	12:11.015	27.599	0.090	78.16	1:30.037	4
9	18	J	3 Indy OFFER	Kawasaki - Ace osteopaths	8	12:16.803	33.387	5.788	77.55	1:30.505	3
10	65	S	7 Konrad BREESE	Kawasaki -	8	12:16.879	33.463	0.076	77.54	1:30.688	7
11	67	S	8 Tony MORRIS	Kawasaki - Chippy racing team	8	12:18.857	35.441	1.978	77.33	1:30.493	7
12	888	S	9 Jeff MORRIS	Kawasaki -	8	12:19.758	36.342	0.901	77.24	1:31.103	4
13	42	J	4 Christopher JOHNSON	Kawasaki -	8	12:42.869	59.453	23.111	74.90	1:32.238	2
14	70	S	10 Sean HALL	Kawasaki - S and y ceramics	8	12:43.004	59.588	0.135	74.88	1:33.573	5
15	44	S	11 Duane SUTCH	Kawasaki - Shawell Tuning and Racing Serv	8	12:59.272	1:15.856	16.268	73.32	1:34.508	8
16	48	S	12 Kevin SABBARTON	Kawasaki -	8	12:59.488	1:16.072	0.216	73.30	1:34.806	8
17	49	S	13 Andrew NEWMAN	Kawasaki -	8	13:02.135	1:18.719	2.647	73.05	1:36.201	7
18	99	S	14 Christopher COWAN	Kawasaki -	7	11:44.626	1 Lap	1 Lap	70.95	1:38.704	4

#### FASTEST LAP

86	S	Jamie KELMAN	Kawasaki - Fastlane motorcycles	4	1:26.702	82.38 mph	132.57 kph
4	J	James DUTTON	Kawasaki -	3	1:27.616	81.52 mph	131.19 kph

Class S - 92.5% of Race Speed = 75.13 mph

Class J - 92.5% of Race Speed = 74.34 mph

Snetterton 200

Circuit Length = 1.9840 miles

Start: 14:49 Flag 15:01 End: 15:02

Weather / Track : Cloudy / Dry

These results are provisional until the conclusion of any judicial and technical matters.

Clerk Of Course :	Timekeeper :
-------------------	--------------

Results can be found at [www.tsl-timing.com](http://www.tsl-timing.com)

Printed - 15:02 Saturday, 25 August 2018



# BMCRC - MRO Championships 2018 - Rnd 8 @ Snetterton 200

## Team Green Junior Cup & Senior 300

### RACE 9 - LAP CHART

LAP 1 @ 14:50:51.438			LAP 4 @ 14:55:11.971			LAP 7 @ 14:59:34.396		
NO	BEHIND	LAP TIME	NO	BEHIND	LAP TIME	NO	BEHIND	LAP TIME
86		1:32.302	86		1:26.702	86		1:27.246
861	1.019	1:33.321	77	4.213	1:27.466	77	3.294	1:27.254
4	1.602	1:33.904	861	4.943	1:27.716	20	6.860	1:28.027
77	1.653	1:33.955	4	4.981	1:27.702	4	7.159	1:28.188
20	1.843	1:34.145	20	5.466	1:27.276	861	7.381	1:28.562
29	3.636	1:35.938	29	9.079	1:29.046	29	15.761	1:30.906
67	4.306	1:36.608	6	15.415	1:30.923	28	25.332	1:30.650
6	4.467	1:36.769	28	15.489	1:30.037	6	25.378	1:30.751
18	5.316	1:37.618	67	19.381	1:32.313	18	30.520	1:30.699
28	5.526	1:37.828	65	19.788	1:31.227	65	30.679	1:30.688
65	5.854	1:38.156	18	19.920	1:32.533	888	32.992	1:31.620
888	6.707	1:39.009	888	20.093	1:31.103	67	33.071	1:30.493
42	7.668	1:39.970	42	28.627	1:34.824	42	51.043	1:35.543
70	10.207	1:42.509	70	33.755	1:34.207	70	53.029	1:34.171
49	11.362	1:43.664	49	42.524	1:36.773	48	1:09.422	1:35.880
48	13.027	1:45.329	44	42.657	1:37.414	44	1:09.504	1:35.478
44	13.157	1:45.459	48	43.182	1:36.942	49	1:10.037	1:36.201
99	15.547	1:47.849	99	52.910	1:38.704			

LAP 2 @ 14:52:18.553			LAP 5 @ 14:56:39.977			LAP 8 @ 15:01:02.552		
NO	BEHIND	LAP TIME	NO	BEHIND	LAP TIME	NO	BEHIND	LAP TIME
86		1:27.115	86		1:28.006	86		1:28.156
77	2.659	1:28.121	77	3.750	1:27.543	99	1 Lap	1:39.223
861	2.761	1:28.857	861	5.125	1:28.188	77	2.504	1:27.366
20	3.023	1:28.295	4	5.167	1:28.192	20	7.342	1:28.638
4	3.081	1:28.594	20	6.110	1:28.650	4	7.534	1:28.531
29	5.061	1:28.540	29	9.761	1:28.688	861	7.817	1:28.592
6	7.337	1:29.985	6	18.285	1:30.876	29	18.761	1:31.156
67	8.606	1:31.415	28	18.425	1:30.942	6	27.509	1:30.287
28	8.798	1:30.387	18	22.758	1:30.844	28	27.599	1:30.423
18	10.300	1:32.099	65	22.919	1:31.137	18	33.387	1:31.023
65	10.324	1:31.585	67	23.435	1:32.060	65	33.463	1:30.940
888	10.706	1:31.114	888	23.832	1:31.745	67	35.441	1:30.526
42	12.791	1:32.238	42	35.129	1:34.508	888	36.342	1:31.506
70	17.942	1:34.850	70	39.322	1:33.573	42	59.453	1:36.566
49	21.527	1:37.280	49	51.350	1:36.832	70	59.588	1:34.715
44	22.090	1:36.048	48	51.544	1:36.368	44	1:15.856	1:34.508
48	23.213	1:37.301	44	51.700	1:37.049	48	1:16.072	1:34.806
99	27.995	1:39.563	99	1:05.303	1:40.399	49	1:18.719	1:36.838

LAP 3 @ 14:53:45.269			LAP 6 @ 14:58:07.150		
NO	BEHIND	LAP TIME	NO	BEHIND	LAP TIME
86		1:26.716	86		1:27.173
77	3.449	1:27.506	77	3.286	1:26.709
861	3.929	1:27.884	861	6.065	1:28.113
4	3.981	1:27.616	20	6.079	1:27.142
20	4.892	1:28.585	4	6.217	1:28.223
29	6.735	1:28.390	29	12.101	1:29.513
6	11.194	1:30.573	6	21.873	1:30.761
28	12.154	1:30.072	28	21.928	1:30.676
67	13.770	1:31.880	18	27.067	1:31.482
18	14.089	1:30.505	65	27.237	1:31.491
65	15.263	1:31.655	888	28.618	1:31.959
888	15.692	1:31.702	67	29.824	1:33.562
42	20.505	1:34.430	42	42.746	1:34.790
70	26.250	1:35.024	70	46.104	1:33.955
44	31.945	1:36.571	48	1:00.788	1:36.417
49	32.453	1:37.642	49	1:01.082	1:36.905
48	32.942	1:36.445	44	1:01.272	1:36.745
99	40.908	1:39.629	99	1:17.389	1:39.259

Weather / Track : Cloudy / Dry

Results can be found at [www.tsl-timing.com](http://www.tsl-timing.com)

Snetterton 200

Circuit Length = 1.9840 miles

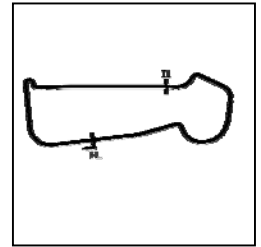
Start: 14:49 Flag 15:01 End: 15:02

Printed - 15:04 Saturday, 25 August 2018

# BMCRC - MRO Championships 2018 - Rnd 8 @ Snetterton 200

## Team Green Junior Cup & Senior 300

### RACE 9 - SECTOR ANALYSIS



SECTOR 1 = FL to I1, SECTOR 2 = I1 to FL, DIFF = Difference To Personal Best Lap, P = Crossed Finish Line in Pit Lane, D = Time Disallowed

P1 86 S		Jamie KELMAN		Kawasaki - Fastlane motorcycles			
IDEAL LAP TIME : 1:26.465		BEST LAP TIME : 1:26.702		DIFFERENCE : 0.237			
LAP	SECTOR 1	SECTOR 2	LAP TIME	MPH	DIFF	TIME OF DAY	
1 -		45.230	1:32.302	77.38	5.600	14:50:51.438	
2 -	42.474	44.641	1:27.115 (3)	81.98	0.413	14:52:18.553	
3 -	42.279	<b>44.437</b>	1:26.716 (2)	82.36	0.014	14:53:45.269	
4 -	<b>42.028</b>	44.674	<b>1:26.702 (1)</b>	<b>82.38</b>		<b>14:55:11.971</b>	
5 -	42.744	45.262	1:28.006	81.15	1.304	14:56:39.977	
6 -	42.675	44.498	1:27.173	81.93	0.471	14:58:07.150	
7 -	42.242	45.004	1:27.246	81.86	0.544	14:59:34.396	
8 -	42.637	45.519	1:28.156	81.02	1.454	15:01:02.552	

P2 77 S		Harry FOWLE		Kawasaki -			
IDEAL LAP TIME : 1:26.709		BEST LAP TIME : 1:26.709		DIFFERENCE : 0.000			
LAP	SECTOR 1	SECTOR 2	LAP TIME	MPH	DIFF	TIME OF DAY	
1 -		45.742	1:33.955	76.02	7.246	14:50:53.091	
2 -	42.613	45.508	1:28.121	81.05	1.412	14:52:21.212	
3 -	42.500	45.006	1:27.506	81.62	0.797	14:53:48.718	
4 -	42.547	44.919	1:27.466	81.66	0.757	14:55:16.184	
5 -	42.711	44.832	1:27.543	81.58	0.834	14:56:43.727	
6 -	<b>42.252</b>	<b>44.457</b>	<b>1:26.709 (1)</b>	<b>82.37</b>		<b>14:58:10.436</b>	
7 -	42.544	44.710	1:27.254 (2)	81.85	0.545	14:59:37.690	
8 -	42.316	45.050	1:27.366 (3)	81.75	0.657	15:01:05.056	

P3 20 S		Kai DICKINSON		Kawasaki - Mum and Dad			
IDEAL LAP TIME : 1:27.142		BEST LAP TIME : 1:27.142		DIFFERENCE : 0.000			
LAP	SECTOR 1	SECTOR 2	LAP TIME	MPH	DIFF	TIME OF DAY	
1 -		46.004	1:34.145	75.86	7.003	14:50:53.281	
2 -	42.565	45.730	1:28.295	80.89	1.153	14:52:21.576	
3 -	42.557	46.028	1:28.585	80.62	1.443	14:53:50.161	
4 -	41.944	45.332	1:27.276 (2)	81.83	0.134	14:55:17.437	
5 -	42.676	45.974	1:28.650	80.57	1.508	14:56:46.087	
6 -	<b>41.862</b>	<b>45.280</b>	<b>1:27.142 (1)</b>	<b>81.96</b>		<b>14:58:13.229</b>	
7 -	42.440	45.587	1:28.027 (3)	81.14	0.885	14:59:41.256	
8 -	42.729	45.909	1:28.638	80.58	1.496	15:01:09.894	

P4 4 J		James DUTTON		Kawasaki -			
IDEAL LAP TIME : 1:27.232		BEST LAP TIME : 1:27.616		DIFFERENCE : 0.384			
LAP	SECTOR 1	SECTOR 2	LAP TIME	MPH	DIFF	TIME OF DAY	
1 -		46.364	1:33.904	76.06	6.288	14:50:53.040	
2 -	42.608	45.986	1:28.594	80.62	0.978	14:52:21.634	
3 -	<b>42.305</b>	45.311	<b>1:27.616 (1)</b>	<b>81.52</b>		<b>14:53:49.250</b>	
4 -	42.775	<b>44.927</b>	1:27.702 (2)	81.44	0.086	14:55:16.952	
5 -	42.888	45.304	1:28.192	80.98	0.576	14:56:45.144	
6 -	42.760	45.463	1:28.223	80.96	0.607	14:58:13.367	
7 -	42.589	45.599	1:28.188 (3)	80.99	0.572	14:59:41.555	
8 -	43.030	45.501	1:28.531	80.67	0.915	15:01:10.086	

P5 861 J		Owen JENNER		Kawasaki -			
IDEAL LAP TIME : 1:27.613		BEST LAP TIME : 1:27.716		DIFFERENCE : 0.103			
LAP	SECTOR 1	SECTOR 2	LAP TIME	MPH	DIFF	TIME OF DAY	
1 -		45.818	1:33.321	76.53	5.605	14:50:52.457	
2 -	42.701	46.156	1:28.857	80.38	1.141	14:52:21.314	
3 -	42.314	45.570	1:27.884 (2)	81.27	0.168	14:53:49.198	
4 -	<b>42.220</b>	45.496	<b>1:27.716 (1)</b>	<b>81.42</b>		<b>14:55:16.914</b>	
5 -	42.795	<b>45.393</b>	1:28.188	80.99	0.472	14:56:45.102	
6 -	42.553	45.560	1:28.113 (3)	81.06	0.397	14:58:13.215	
7 -	43.128	45.434	1:28.562	80.65	0.846	14:59:41.777	
8 -	42.800	45.792	1:28.592	80.62	0.876	15:01:10.369	

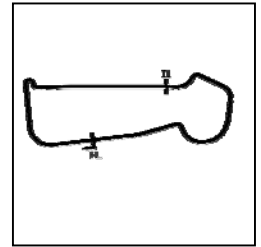
Weather / Track : Cloudy / Dry

Snetterton 200  
 Circuit Length = 1.9840 miles  
 Start: 14:49 Flag 15:01 End: 15:02

# BMCRC - MRO Championships 2018 - Rnd 8 @ Snetterton 200

## Team Green Junior Cup & Senior 300

### RACE 9 - SECTOR ANALYSIS



SECTOR 1 = FL to I1, SECTOR 2 = I1 to FL, DIFF = Difference To Personal Best Lap, P = Crossed Finish Line in Pit Lane, D = Time Disallowed

<b>P6</b>	<b>29 S</b>	<b>Charlie STONE</b>	Kawasaki -			
IDEAL LAP TIME : 1:28.331		BEST LAP TIME : 1:28.390		DIFFERENCE : 0.059		

LAP	SECTOR 1	SECTOR 2	LAP TIME	MPH	DIFF	TIME OF DAY
1 -		46.261	1:35.938	74.44	7.548	14:50:55.074
2 -	43.115	45.425	1:28.540 (2)	80.67	0.150	14:52:23.614
3 -	42.985	<b>45.405</b>	<b>1:28.390 (1)</b>	<b>80.80</b>		<b>14:53:52.004</b>
4 -	43.268	45.778	1:29.046	80.21	0.656	14:55:21.050
5 -	<b>42.926</b>	45.762	1:28.688 (3)	80.53	0.298	14:56:49.738
6 -	43.354	46.159	1:29.513	79.79	1.123	14:58:19.251
7 -	44.014	46.892	1:30.906	78.57	2.516	14:59:50.157
8 -	43.768	47.388	1:31.156	78.35	2.766	15:01:21.313

<b>P7</b>	<b>6 S</b>	<b>Martin COOPER</b>	Kawasaki -			
IDEAL LAP TIME : 1:29.738		BEST LAP TIME : 1:29.985		DIFFERENCE : 0.247		

LAP	SECTOR 1	SECTOR 2	LAP TIME	MPH	DIFF	TIME OF DAY
1 -		46.618	1:36.769	73.81	6.784	14:50:55.905
2 -	<b>43.269</b>	46.716	<b>1:29.985 (1)</b>	<b>79.37</b>		<b>14:52:25.890</b>
3 -	43.712	46.861	1:30.573 (3)	78.85	0.588	14:53:56.463
4 -	43.771	47.152	1:30.923	78.55	0.938	14:55:27.386
5 -	44.221	46.655	1:30.876	78.59	0.891	14:56:58.262
6 -	43.979	46.782	1:30.761	78.69	0.776	14:58:29.023
7 -	44.019	46.732	1:30.751	78.70	0.766	14:59:59.774
8 -	43.818	<b>46.469</b>	1:30.287 (2)	79.10	0.302	15:01:30.061

<b>P8</b>	<b>28 S</b>	<b>Leon STEWART</b>	Kawasaki -			
IDEAL LAP TIME : 1:29.194		BEST LAP TIME : 1:30.037		DIFFERENCE : 0.843		

LAP	SECTOR 1	SECTOR 2	LAP TIME	MPH	DIFF	TIME OF DAY
1 -		47.166	1:37.828	73.01	7.791	14:50:56.964
2 -	43.465	46.922	1:30.387 (3)	79.02	0.350	14:52:27.351
3 -	43.906	<b>46.166</b>	1:30.072 (2)	79.29	0.035	14:53:57.423
4 -	<b>43.028</b>	47.009	<b>1:30.037 (1)</b>	<b>79.32</b>		<b>14:55:27.460</b>
5 -	44.173	46.769	1:30.942	78.53	0.905	14:56:58.402
6 -	43.909	46.767	1:30.676	78.76	0.639	14:58:29.078
7 -	44.081	46.569	1:30.650	78.79	0.613	14:59:59.728
8 -	44.031	46.392	1:30.423	78.99	0.386	15:01:30.151

<b>P9</b>	<b>18 J</b>	<b>Indy OFFER</b>	Kawasaki - Ace osteopaths			
IDEAL LAP TIME : 1:30.460		BEST LAP TIME : 1:30.505		DIFFERENCE : 0.045		

LAP	SECTOR 1	SECTOR 2	LAP TIME	MPH	DIFF	TIME OF DAY
1 -		47.571	1:37.618	73.16	7.113	14:50:56.754
2 -	44.573	47.526	1:32.099	77.55	1.594	14:52:28.853
3 -	43.663	<b>46.842</b>	<b>1:30.505 (1)</b>	<b>78.91</b>		<b>14:53:59.358</b>
4 -	43.986	48.547	1:32.533	77.18	2.028	14:55:31.891
5 -	43.943	46.901	1:30.844 (3)	78.62	0.339	14:57:02.735
6 -	44.219	47.263	1:31.482	78.07	0.977	14:58:34.217
7 -	43.745	46.954	1:30.699 (2)	78.74	0.194	15:00:04.916
8 -	<b>43.618</b>	47.405	1:31.023	78.46	0.518	15:01:35.939

<b>P10</b>	<b>65 S</b>	<b>Konrad BREESE</b>	Kawasaki -			
IDEAL LAP TIME : 1:30.684		BEST LAP TIME : 1:30.688		DIFFERENCE : 0.004		

LAP	SECTOR 1	SECTOR 2	LAP TIME	MPH	DIFF	TIME OF DAY
1 -		47.757	1:38.156	72.76	7.468	14:50:57.292
2 -	43.983	47.602	1:31.585	77.98	0.897	14:52:28.877
3 -	44.190	47.465	1:31.655	77.92	0.967	14:54:00.532
4 -	<b>43.761</b>	47.466	1:31.227	78.29	0.539	14:55:31.759
5 -	44.169	46.968	1:31.137 (3)	78.37	0.449	14:57:02.896
6 -	44.190	47.301	1:31.491	78.06	0.803	14:58:34.387
7 -	43.765	<b>46.923</b>	<b>1:30.688 (1)</b>	<b>78.75</b>		<b>15:00:05.075</b>

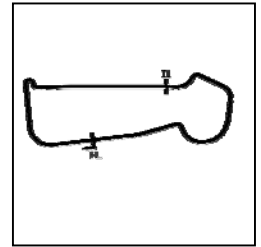
Weather / Track : Cloudy / Dry

Snetterton 200  
Circuit Length = 1.9840 miles  
Start: 14:49 Flag 15:01 End: 15:02

# BMCRC - MRO Championships 2018 - Rnd 8 @ Snetterton 200

## Team Green Junior Cup & Senior 300

### RACE 9 - SECTOR ANALYSIS



SECTOR 1 = FL to I1, SECTOR 2 = I1 to FL, DIFF = Difference To Personal Best Lap, P = Crossed Finish Line in Pit Lane, D = Time Disallowed

8 - 43.904 47.036 1:30.940 (2) 78.54 0.252 15:01:36.015

P11 67 S Tony MORRIS		Kawasaki - Chippy racing team				
IDEAL LAP TIME : 1:29.874		BEST LAP TIME : 1:30.493		DIFFERENCE : 0.619		
LAP	SECTOR 1	SECTOR 2	LAP TIME	MPH	DIFF	TIME OF DAY
1 -		47.190	1:36.608	73.93	6.115	14:50:55.744
2 -	43.783	47.632	1:31.415 (3)	78.13	0.922	14:52:27.159
3 -	44.749	47.131	1:31.880	77.73	1.387	14:53:59.039
4 -	44.658	47.655	1:32.313	77.37	1.820	14:55:31.352
5 -	44.649	47.411	1:32.060	77.58	1.567	14:57:03.412
6 -	44.035	49.527	1:33.562	76.34	3.069	14:58:36.974
7 -	<b>43.476</b>	47.017	<b>1:30.493 (1)</b>	<b>78.92</b>		<b>15:00:07.467</b>
8 -	44.128	<b>46.398</b>	1:30.526 (2)	78.90	0.033	15:01:37.993

P12 888 S Jeff MORRIS		Kawasaki -				
IDEAL LAP TIME : 1:30.787		BEST LAP TIME : 1:31.103		DIFFERENCE : 0.316		
LAP	SECTOR 1	SECTOR 2	LAP TIME	MPH	DIFF	TIME OF DAY
1 -		47.902	1:39.009	72.14	7.906	14:50:58.145
2 -	44.008	47.106	1:31.114 (2)	78.39	0.011	14:52:29.259
3 -	43.957	47.745	1:31.702	77.88	0.599	14:54:00.961
4 -	<b>43.810</b>	47.293	<b>1:31.103 (1)</b>	<b>78.40</b>		<b>14:55:32.064</b>
5 -	44.289	47.456	1:31.745	77.85	0.642	14:57:03.809
6 -	44.056	47.903	1:31.959	77.67	0.856	14:58:35.768
7 -	44.424	47.196	1:31.620	77.95	0.517	15:00:07.388
8 -	44.529	<b>46.977</b>	1:31.506 (3)	78.05	0.403	15:01:38.894

P13 42 J Christopher JOHNSON		Kawasaki -				
IDEAL LAP TIME : 1:32.221		BEST LAP TIME : 1:32.238		DIFFERENCE : 0.017		
LAP	SECTOR 1	SECTOR 2	LAP TIME	MPH	DIFF	TIME OF DAY
1 -		<b>48.370</b>	1:39.970	71.44	7.732	14:50:59.106
2 -	<b>43.851</b>	48.387	<b>1:32.238 (1)</b>	<b>77.43</b>		<b>14:52:31.344</b>
3 -	45.004	49.426	1:34.430 (2)	75.63	2.192	14:54:05.774
4 -	45.409	49.415	1:34.824	75.32	2.586	14:55:40.598
5 -	45.152	49.356	1:34.508 (3)	75.57	2.270	14:57:15.106
6 -	45.157	49.633	1:34.790	75.35	2.552	14:58:49.896
7 -	45.798	49.745	1:35.543	74.75	3.305	15:00:25.439
8 -	46.004	50.562	1:36.566	73.96	4.328	15:02:02.005

P14 70 S Sean HALL		Kawasaki - S and y ceramics				
IDEAL LAP TIME : 1:33.573		BEST LAP TIME : 1:33.573		DIFFERENCE : 0.000		
LAP	SECTOR 1	SECTOR 2	LAP TIME	MPH	DIFF	TIME OF DAY
1 -		49.611	1:42.509	69.67	8.936	14:51:01.645
2 -	45.514	49.336	1:34.850	75.30	1.277	14:52:36.495
3 -	45.635	49.389	1:35.024	75.16	1.451	14:54:11.519
4 -	45.487	48.720	1:34.207	75.81	0.634	14:55:45.726
5 -	<b>45.127</b>	<b>48.446</b>	<b>1:33.573 (1)</b>	<b>76.33</b>		<b>14:57:19.299</b>
6 -	45.245	48.710	1:33.955 (2)	76.02	0.382	14:58:53.254
7 -	45.210	48.961	1:34.171 (3)	75.84	0.598	15:00:27.425
8 -	45.532	49.183	1:34.715	75.41	1.142	15:02:02.140

P15 44 S Duane SUTCH		Kawasaki - Shawell Tuning and Racing Serv				
IDEAL LAP TIME : 1:34.508		BEST LAP TIME : 1:34.508		DIFFERENCE : 0.000		
LAP	SECTOR 1	SECTOR 2	LAP TIME	MPH	DIFF	TIME OF DAY
1 -		51.490	1:45.459	67.72	10.951	14:51:04.595
2 -	46.297	49.751	1:36.048 (3)	74.36	1.540	14:52:40.643
3 -	46.664	49.907	1:36.571	73.96	2.063	14:54:17.214
4 -	46.154	51.260	1:37.414	73.32	2.906	14:55:54.628
5 -	46.326	50.723	1:37.049	73.59	2.541	14:57:31.677
6 -	46.619	50.126	1:36.745	73.82	2.237	14:59:08.422

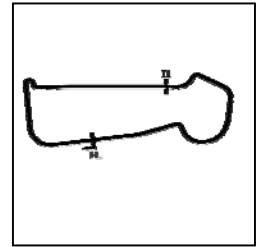
Weather / Track : Cloudy / Dry

Snetterton 200  
Circuit Length = 1.9840 miles  
Start: 14:49 Flag 15:01 End: 15:02

# BMCRC - MRO Championships 2018 - Rnd 8 @ Snetterton 200

## Team Green Junior Cup & Senior 300

### RACE 9 - SECTOR ANALYSIS



SECTOR 1 = FL to I1, SECTOR 2 = I1 to FL, DIFF = Difference To Personal Best Lap, P = Crossed Finish Line in Pit Lane, D = Time Disallowed

7 -	46.085	49.393	1:35.478 (2)	74.80	0.970	15:00:43.900
8 -	<b>45.500</b>	<b>49.008</b>	<b>1:34.508 (1)</b>	<b>75.57</b>		<b>15:02:18.408</b>

P16 48 S		Kevin SABBARTON		Kawasaki -			
IDEAL LAP TIME : 1:34.459		BEST LAP TIME : 1:34.806		DIFFERENCE : 0.347			
LAP	SECTOR 1	SECTOR 2	LAP TIME	MPH	DIFF	TIME OF DAY	
1 -		51.493	1:45.329	67.81	10.523	14:51:04.465	
2 -	46.990	50.311	1:37.301	73.40	2.495	14:52:41.766	
3 -	45.866	50.579	1:36.445	74.05	1.639	14:54:18.211	
4 -	45.725	51.217	1:36.942	73.67	2.136	14:55:55.153	
5 -	45.756	50.612	1:36.368 (3)	74.11	1.562	14:57:31.521	
6 -	46.051	50.366	1:36.417	74.07	1.611	14:59:07.938	
7 -	<b>45.636</b>	50.244	1:35.880 (2)	74.49	1.074	15:00:43.818	
8 -	45.983	<b>48.823</b>	<b>1:34.806 (1)</b>	<b>75.33</b>		<b>15:02:18.624</b>	

P17 49 S		Andrew NEWMAN		Kawasaki -			
IDEAL LAP TIME : 1:35.681		BEST LAP TIME : 1:36.201		DIFFERENCE : 0.520			
LAP	SECTOR 1	SECTOR 2	LAP TIME	MPH	DIFF	TIME OF DAY	
1 -		50.745	1:43.664	68.90	7.463	14:51:02.800	
2 -	46.738	50.542	1:37.280	73.42	1.079	14:52:40.080	
3 -	47.366	50.276	1:37.642	73.15	1.441	14:54:17.722	
4 -	<b>45.750</b>	51.023	1:36.773 (2)	73.80	0.572	14:55:54.495	
5 -	46.318	50.514	1:36.832 (3)	73.76	0.631	14:57:31.327	
6 -	46.887	50.018	1:36.905	73.70	0.704	14:59:08.232	
7 -	46.206	49.995	<b>1:36.201 (1)</b>	<b>74.24</b>		<b>15:00:44.433</b>	
8 -	46.907	<b>49.931</b>	1:36.838	73.75	0.637	15:02:21.271	

P18 99 S		Christopher COWAN		Kawasaki -			
IDEAL LAP TIME : 1:38.277		BEST LAP TIME : 1:38.704		DIFFERENCE : 0.427			
LAP	SECTOR 1	SECTOR 2	LAP TIME	MPH	DIFF	TIME OF DAY	
1 -		52.803	1:47.849	66.22	9.145	14:51:06.985	
2 -	47.092	52.471	1:39.563	71.73	0.859	14:52:46.548	
3 -	<b>46.770</b>	52.859	1:39.629	71.69	0.925	14:54:26.177	
4 -	47.197	<b>51.507</b>	<b>1:38.704 (1)</b>	<b>72.36</b>		<b>14:56:04.881</b>	
5 -	48.366	52.033	1:40.399	71.14	1.695	14:57:45.280	
6 -	47.502	51.757	1:39.259 (3)	71.95	0.555	14:59:24.539	
7 -	47.378	51.845	1:39.223 (2)	71.98	0.519	15:01:03.762	

# BMCRC - MRO Championships 2018 - Rnd 8 @ Snetterton 200

## Team Green Junior Cup & Senior 300

### RACE 9 - BEST SECTORS

SECTOR 1			SECTOR 2			IDEAL / BEST COMPARISON						
POS	NO	NAME	TIME	NO	NAME	TIME	POS	NO	NAME	IDEAL	BEST	DIFF
									<b>PERFECT LAP</b>	<b>1:26.299</b>		
1	20	DICKINSON	<b>41.862</b>	86	KELMAN	<b>44.437</b>	1	86	KELMAN	1:26.465	1:26.702	0.237
2	86	KELMAN	<b>42.028</b>	77	FOWLE	<b>44.457</b>	2	77	FOWLE	1:26.709	1:26.709	0.000
3	861	JENNER	<b>42.220</b>	4	DUTTON	<b>44.927</b>	3	20	DICKINSON	1:27.142	1:27.142	0.000
4	77	FOWLE	<b>42.252</b>	20	DICKINSON	<b>45.280</b>	4	4	DUTTON	1:27.232	1:27.616	0.384
5	4	DUTTON	<b>42.305</b>	861	JENNER	<b>45.393</b>	5	861	JENNER	1:27.613	1:27.716	0.103
6	29	STONE	<b>42.926</b>	29	STONE	<b>45.405</b>	6	29	STONE	1:28.331	1:28.390	0.059
7	28	STEWART	<b>43.028</b>	28	STEWART	<b>46.166</b>	7	28	STEWART	1:29.194	1:30.037	0.843
8	6	COOPER	<b>43.269</b>	67	MORRIS	<b>46.398</b>	8	6	COOPER	1:29.738	1:29.985	0.247
9	67	MORRIS	<b>43.476</b>	6	COOPER	<b>46.469</b>	9	67	MORRIS	1:29.874	1:30.493	0.619
10	18	OFFER	<b>43.618</b>	18	OFFER	<b>46.842</b>	10	18	OFFER	1:30.460	1:30.505	0.045
11	65	BREESE	<b>43.761</b>	65	BREESE	<b>46.923</b>	11	65	BREESE	1:30.684	1:30.688	0.004
12	888	MORRIS	<b>43.810</b>	888	MORRIS	<b>46.977</b>	12	888	MORRIS	1:30.787	1:31.103	0.316
13	42	JOHNSON	<b>43.851</b>	42	JOHNSON	<b>48.370</b>	13	42	JOHNSON	1:32.221	1:32.238	0.017
14	70	HALL	<b>45.127</b>	70	HALL	<b>48.446</b>	14	70	HALL	1:33.573	1:33.573	0.000
15	44	SUTCH	<b>45.500</b>	48	SABBARTON	<b>48.823</b>	15	48	SABBARTON	1:34.459	1:34.806	0.347
16	48	SABBARTON	<b>45.636</b>	44	SUTCH	<b>49.008</b>	16	44	SUTCH	1:34.508	1:34.508	0.000
17	49	NEWMAN	<b>45.750</b>	49	NEWMAN	<b>49.931</b>	17	49	NEWMAN	1:35.681	1:36.201	0.520
18	99	COWAN	<b>46.770</b>	99	COWAN	<b>51.507</b>	18	99	COWAN	1:38.277	1:38.704	0.427

Weather / Track : Cloudy / Dry

Results can be found at [www.tsl-timing.com](http://www.tsl-timing.com)

Snetterton 200

Circuit Length = 1.9840 miles

Start: 14:49 Flag 15:01 End: 15:02

Printed - 15:03 Saturday, 25 August 2018

# BMCRC - MRO Championships 2018 - Rnd 8 @ Snetterton 200



## Team Green Junior Cup & Senior 300

### RACE 17 - GRID (8 Laps)

ROW 6	18	1:38.704	99	Christopher COWAN	17	1:36.201	49	Andrew NEWMAN	16	1:34.806	48	Kevin SABBARTON		
ROW 5			15	1:34.508	44	Duane SUTCH	14	1:33.573	70	Sean HALL	13	1:32.238	42	Christopher JOHNSON
ROW 4	12	1:31.103	888	Jeff MORRIS	11	1:30.688	65	Konrad BREESE	10	1:30.505	18	Indy OFFER		
ROW 3			9	1:30.493	67	Tony MORRIS	8	1:30.037	28	Leon STEWART	7	1:29.985	6	Martin COOPER
ROW 2	6	1:28.390	29	Charlie STONE	5	1:27.716	861	Owen JENNER	4	1:27.616	4	James DUTTON		
ROW 1			3	1:27.142	20	Kai DICKINSON	2	1:26.709	77	Harry FOWLE	1	1:26.702	86	Jamie KELMAN
														<b>Pole</b>

Snetterton 200  
Circuit Length = 1.9840 miles

These results are provisional until the conclusion of any judicial and technical matters.

Clerk Of Course :		Timekeeper :
-------------------	--	--------------

Results can be found at [www.tsl-timing.com](http://www.tsl-timing.com)

Printed - 15:07 Saturday, 25 August 2018



# BMCRC - MRO Championships 2018 - Rnd 8 @ Snetterton 200



## Team Green Junior Cup & Senior 300

### RACE 17 - CLASSIFICATION

POS	NO	CL	PIC NAME	ENTRY	LAPS	TIME	GAP	DIFF	MPH	BEST	ON
1	86*	S	1 Jamie KELMAN	Kawasaki - Fastlane motorcycles	8	11:39.860			81.64	1:26.496	5
2	77	S	2 Harry FOWLE	Kawasaki -	8	11:41.032	1.172	1.172	81.50	1:25.790	7
3	861	J	1 Owen JENNER	Kawasaki -	8	11:41.433	1.573	0.401	81.46	1:25.875	8
4	4	J	2 James DUTTON	Kawasaki -	8	11:42.482	2.622	1.049	81.34	1:26.761	3
5	20	S	3 Kai DICKINSON	Kawasaki - Mum and Dad	8	11:54.140	14.280	11.658	80.01	1:27.740	4
6	29	S	4 Charlie STONE	Kawasaki -	8	11:59.317	19.457	5.177	79.43	1:28.575	2
7	6	S	5 Martin COOPER	Kawasaki -	8	12:06.007	26.147	6.690	78.70	1:29.269	2
8	28	S	6 Leon STEWART	Kawasaki -	8	12:08.553	28.693	2.546	78.42	1:28.608	6
9	65	S	7 Konrad BREESE	Kawasaki -	8	12:09.770	29.910	1.217	78.29	1:30.016	8
10	67	S	8 Tony MORRIS	Kawasaki - Chippy racing team	8	12:13.771	33.911	4.001	77.87	1:29.884	8
11	888	S	9 Jeff MORRIS	Kawasaki -	8	12:14.842	34.982	1.071	77.75	1:30.318	8
12	18	J	3 Indy OFFER	Kawasaki - Ace osteopaths	8	12:23.287	43.427	8.445	76.87	1:31.142	3
13	70	S	10 Sean HALL	Kawasaki - S and y ceramics	8	12:42.134	1:02.274	18.847	74.97	1:33.458	5
14	48	S	11 Kevin SABBARTON	Kawasaki -	8	12:55.924	1:16.064	13.790	73.64	1:35.589	6
15	44	S	12 Duane SUTCH	Kawasaki - Shawell Tuning and Racing Serv	8	12:56.055	1:16.195	0.131	73.62	1:34.781	8
16	49	S	13 Andrew NEWMAN	Kawasaki -	8	12:56.265	1:16.405	0.210	73.60	1:35.368	4
17	42	J	4 Christopher JOHNSON	Kawasaki -	8	13:04.430	1:24.570	8.165	72.84	1:33.950	5
NOT CLASSIFIED											
DNF	99	S	Christopher COWAN	Kawasaki -	1	1:46.935	7 Laps	7 Laps	66.79		

#### FASTEST LAP

77	S	Harry FOWLE	Kawasaki -	7	1:25.790	83.25 mph	133.98 kph
861	J	Owen JENNER	Kawasaki -	8	1:25.875	83.17 mph	133.85 kph

\*No. 86 Transponder not working  
 Class S - 92.5% of Race Speed = 75.51 mph  
 Class J - 92.5% of Race Speed = 75.35 mph

Snetterton 200  
 Circuit Length = 1.9840 miles  
 Start: 17:05 Flag 17:16 End: 17:18

Weather / Track : Bright / Dry  
 These results are provisional until the conclusion of any judicial and technical matters.

Clerk Of Course :	Timekeeper :
-------------------	--------------

Results can be found at [www.tsl-timing.com](http://www.tsl-timing.com)

Printed - 17:18 Saturday, 25 August 2018



# BMCRC - MRO Championships 2018 - Rnd 8 @ Snetterton 200

## Team Green Junior Cup & Senior 300

### RACE 17 - LAP CHART

LAP 1 @ 17:06:51.360			LAP 4 @ 17:11:12.287			LAP 7 @ 17:15:32.382		
NO	BEHIND	LAP TIME	NO	BEHIND	LAP TIME	NO	BEHIND	LAP TIME
86		1:32.043	86		1:27.366	86		1:26.667
4	0.028	1:32.071	4	0.057	1:27.018	77	2.156	1:25.790
861	1.991	1:34.034	77	3.403	1:27.343	4	2.405	1:27.661
20	2.018	1:34.061	861	4.290	1:26.837	861	2.493	1:25.986
77	2.045	1:34.088	20	6.415	1:27.740	20	12.365	1:28.351
29	3.105	1:35.148	29	8.405	1:28.751	29	15.980	1:29.638
6	3.677	1:35.720	6	11.818	1:30.214	6	22.562	1:30.029
65	5.098	1:37.141	65	15.761	1:30.365	28	26.056	1:29.784
888	6.142	1:38.185	888	18.458	1:31.051	65	26.689	1:30.498
67	6.437	1:38.480	28	18.655	1:29.875	67	30.822	1:29.973
18	7.505	1:39.548	67	19.878	1:31.288	888	31.459	1:30.736
28	7.640	1:39.683	18	21.873	1:31.568	18	36.743	1:32.101
70	9.106	1:41.149	70	32.851	1:33.894	70	54.536	1:34.553
42	10.201	1:42.244	48	39.238	1:35.860	48	1:06.940	1:35.819
48	12.071	1:44.114	44	39.770	1:36.027	49	1:07.386	1:36.112
49	12.098	1:44.141	49	40.182	1:35.368	44	1:08.209	1:36.554
44	12.373	1:44.416	42	51.444	1:35.063	42	1:15.697	1:35.448
99	14.892	1:46.935						

LAP 2 @ 17:08:18.167			LAP 5 @ 17:12:38.783			LAP 8 @ 17:16:59.177		
NO	BEHIND	LAP TIME	NO	BEHIND	LAP TIME	NO	BEHIND	LAP TIME
86		1:26.807	86		1:26.496	86		1:26.795
4	0.398	1:27.177	4	0.945	1:27.384	77	1.172	1:25.811
77	2.879	1:27.641	861	3.950	1:26.156	861	1.573	1:25.875
861	4.302	1:29.118	77	4.037	1:27.130	4	2.622	1:27.012
20	4.336	1:29.125	20	9.081	1:29.162	20	14.280	1:28.710
29	4.873	1:28.575	29	11.057	1:29.148	29	19.457	1:30.272
6	6.139	1:29.269	6	15.592	1:30.270	6	26.147	1:30.380
65	8.909	1:30.618	65	19.335	1:30.070	28	28.693	1:29.432
888	10.607	1:31.272	28	21.263	1:29.104	65	29.910	1:30.016
67	11.249	1:31.619	888	23.038	1:31.076	67	33.911	1:29.884
28	12.571	1:31.738	67	23.998	1:30.616	888	34.982	1:30.318
18	13.283	1:32.585	18	26.674	1:31.297	18	43.427	1:33.479
70	19.302	1:37.003	70	39.813	1:33.458	70	1:02.274	1:34.533
48	21.622	1:36.358	48	49.131	1:36.389	48	1:16.064	1:35.919
44	21.987	1:36.421	44	49.335	1:36.061	44	1:16.195	1:34.781
49	22.893	1:37.602	49	49.424	1:35.738	49	1:16.405	1:35.814
42	35.438	1:52.044	42	58.898	1:33.950	42	1:24.570	1:35.668

LAP 3 @ 17:09:44.921			LAP 6 @ 17:14:05.715		
NO	BEHIND	LAP TIME	NO	BEHIND	LAP TIME
86		1:26.754	86		1:26.932
4	0.405	1:26.761	4	1.411	1:27.398
77	3.426	1:27.301	77	3.033	1:25.928
861	4.819	1:27.271	861	3.174	1:26.156
20	6.041	1:28.459	20	10.681	1:28.532
29	7.020	1:28.901	29	13.009	1:28.884
6	8.970	1:29.585	6	19.200	1:30.540
65	12.762	1:30.607	65	22.858	1:30.455
888	14.773	1:30.920	28	22.939	1:28.608
67	15.956	1:31.461	888	27.390	1:31.284
28	16.146	1:30.329	67	27.516	1:30.450
18	17.671	1:31.142	18	31.309	1:31.567
70	26.323	1:33.775	70	46.650	1:33.769
48	30.744	1:35.876	48	57.788	1:35.589
44	31.109	1:35.876	49	57.941	1:35.449
49	32.180	1:36.041	44	58.322	1:35.919
42	43.747	1:35.063	42	1:06.916	1:34.950

Weather / Track : Bright / Dry

Results can be found at [www.tsl-timing.com](http://www.tsl-timing.com)

Snetterton 200

Circuit Length = 1.9840 miles

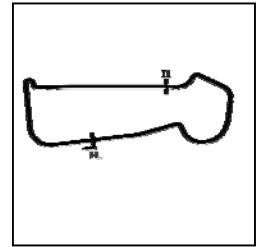
Start: 17:05 Flag 17:16 End: 17:18

Printed - 17:19 Saturday, 25 August 2018

# BMCRC - MRO Championships 2018 - Rnd 8 @ Snetterton 200

## Team Green Junior Cup & Senior 300

### RACE 17 - SECTOR ANALYSIS



SECTOR 1 = FL to I1, SECTOR 2 = I1 to FL, DIFF = Difference To Personal Best Lap, P = Crossed Finish Line in Pit Lane, D = Time Disallowed

P1 86 S		Jamie KELMAN		Kawasaki - Fastlane motorcycles		
IDEAL LAP TIME :		BEST LAP TIME : 1:26.496		DIFFERENCE :		
LAP	SECTOR 1	SECTOR 2	LAP TIME	MPH	DIFF	TIME OF DAY
1 -			1:32.043	77.59	5.547	17:06:51.360
2 -			1:26.807	82.28	0.311	17:08:18.167
3 -			1:26.754 (3)	82.33	0.258	17:09:44.921
4 -			1:27.366	81.75	0.870	17:11:12.287
5 -			<b>1:26.496 (1)</b>	<b>82.57</b>		<b>17:12:38.783</b>
6 -			1:26.932	82.16	0.436	17:14:05.715
7 -			1:26.667 (2)	82.41	0.171	17:15:32.382
8 -			1:26.795	82.29	0.299	17:16:59.177

P2 77 S		Harry FOWLE		Kawasaki -		
IDEAL LAP TIME : 1:25.487		BEST LAP TIME : 1:25.790		DIFFERENCE : 0.303		
LAP	SECTOR 1	SECTOR 2	LAP TIME	MPH	DIFF	TIME OF DAY
1 -		45.726	1:34.088	75.91	8.298	17:06:53.405
2 -	42.801	44.840	1:27.641	81.49	1.851	17:08:21.046
3 -	42.322	44.979	1:27.301	81.81	1.511	17:09:48.347
4 -	42.594	44.749	1:27.343	81.77	1.553	17:11:15.690
5 -	42.332	44.798	1:27.130	81.97	1.340	17:12:42.820
6 -	41.880	44.048	1:25.928 (3)	83.12	0.138	17:14:08.748
7 -	<b>41.507</b>	44.283	<b>1:25.790 (1)</b>	<b>83.25</b>		<b>17:15:34.538</b>
8 -	41.831	<b>43.980</b>	1:25.811 (2)	83.23	0.021	17:17:00.349

P3 861 J		Owen JENNER		Kawasaki -		
IDEAL LAP TIME : 1:25.730		BEST LAP TIME : 1:25.875		DIFFERENCE : 0.145		
LAP	SECTOR 1	SECTOR 2	LAP TIME	MPH	DIFF	TIME OF DAY
1 -		46.055	1:34.034	75.95	8.159	17:06:53.351
2 -	42.615	46.503	1:29.118	80.14	3.243	17:08:22.469
3 -	42.140	45.131	1:27.271	81.84	1.396	17:09:49.740
4 -	41.775	45.062	1:26.837	82.25	0.962	17:11:16.577
5 -	<b>41.521</b>	44.635	1:26.156 (3)	82.90	0.281	17:12:42.733
6 -	41.947	<b>44.209</b>	1:26.156 (3)	82.90	0.281	17:14:08.889
7 -	41.606	44.380	1:25.986 (2)	83.06	0.111	17:15:34.875
8 -	41.568	44.307	<b>1:25.875 (1)</b>	<b>83.17</b>		<b>17:17:00.750</b>

P4 4 J		James DUTTON		Kawasaki -		
IDEAL LAP TIME : 1:26.540		BEST LAP TIME : 1:26.761		DIFFERENCE : 0.221		
LAP	SECTOR 1	SECTOR 2	LAP TIME	MPH	DIFF	TIME OF DAY
1 -		45.069	1:32.071	77.57	5.310	17:06:51.388
2 -	42.422	<b>44.755</b>	1:27.177	81.93	0.416	17:08:18.565
3 -	<b>41.785</b>	44.976	<b>1:26.761 (1)</b>	<b>82.32</b>		<b>17:09:45.326</b>
4 -	41.882	45.136	1:27.018 (3)	82.08	0.257	17:11:12.344
5 -	42.241	45.143	1:27.384	81.73	0.623	17:12:39.728
6 -	42.160	45.238	1:27.398	81.72	0.637	17:14:07.126
7 -	42.294	45.367	1:27.661	81.47	0.900	17:15:34.787
8 -	41.983	45.029	1:27.012 (2)	82.08	0.251	17:17:01.799

P5 20 S		Kai DICKINSON		Kawasaki - Mum and Dad		
IDEAL LAP TIME : 1:27.607		BEST LAP TIME : 1:27.740		DIFFERENCE : 0.133		
LAP	SECTOR 1	SECTOR 2	LAP TIME	MPH	DIFF	TIME OF DAY
1 -		45.754	1:34.061	75.93	6.321	17:06:53.378
2 -	42.583	46.542	1:29.125	80.14	1.385	17:08:22.503
3 -	42.829	45.630	1:28.459 (3)	80.74	0.719	17:09:50.962
4 -	<b>42.210</b>	45.530	<b>1:27.740 (1)</b>	<b>81.40</b>		<b>17:11:18.702</b>
5 -	42.993	46.169	1:29.162	80.10	1.422	17:12:47.864
6 -	43.135	<b>45.397</b>	1:28.532	80.67	0.792	17:14:16.396
7 -	42.737	45.614	1:28.351 (2)	80.84	0.611	17:15:44.747
8 -	42.628	46.082	1:28.710	80.51	0.970	17:17:13.457

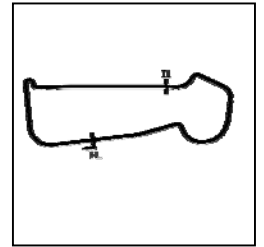
Weather / Track : Bright / Dry

Snetterton 200  
 Circuit Length = 1.9840 miles  
 Start: 17:05 Flag 17:16 End: 17:18

# BMCRC - MRO Championships 2018 - Rnd 8 @ Snetterton 200

## Team Green Junior Cup & Senior 300

### RACE 17 - SECTOR ANALYSIS



SECTOR 1 = FL to I1, SECTOR 2 = I1 to FL, DIFF = Difference To Personal Best Lap, P = Crossed Finish Line in Pit Lane, D = Time Disallowed

P6		29 S		Charlie STONE		Kawasaki -	
IDEAL LAP TIME : 1:28.567		BEST LAP TIME : 1:28.575		DIFFERENCE : 0.008			
LAP	SECTOR 1	SECTOR 2	LAP TIME	MPH	DIFF	TIME OF DAY	
1 -		45.778	1:35.148	75.06	6.573	17:06:54.465	
2 -	42.997	<b>45.578</b>	<b>1:28.575 (1)</b>	<b>80.63</b>		<b>17:08:23.040</b>	
3 -	43.111	45.790	1:28.901	80.34	0.326	17:09:51.941	
4 -	<b>42.989</b>	45.762	1:28.751 (2)	80.47	0.176	17:11:20.692	
5 -	43.367	45.781	1:29.148	80.11	0.573	17:12:49.840	
6 -	43.003	45.881	1:28.884 (3)	80.35	0.309	17:14:18.724	
7 -	43.415	46.223	1:29.638	79.68	1.063	17:15:48.362	
8 -	43.650	46.622	1:30.272	79.12	1.697	17:17:18.634	

P7		6 S		Martin COOPER		Kawasaki -	
IDEAL LAP TIME : 1:29.223		BEST LAP TIME : 1:29.269		DIFFERENCE : 0.046			
LAP	SECTOR 1	SECTOR 2	LAP TIME	MPH	DIFF	TIME OF DAY	
1 -		46.225	1:35.720	74.61	6.451	17:06:55.037	
2 -	43.278	<b>45.991</b>	<b>1:29.269 (1)</b>	<b>80.01</b>		<b>17:08:24.306</b>	
3 -	<b>43.232</b>	46.353	1:29.585 (2)	79.72	0.316	17:09:53.891	
4 -	43.664	46.550	1:30.214	79.17	0.945	17:11:24.105	
5 -	43.716	46.554	1:30.270	79.12	1.001	17:12:54.375	
6 -	43.386	47.154	1:30.540	78.88	1.271	17:14:24.915	
7 -	43.653	46.376	1:30.029 (3)	79.33	0.760	17:15:54.944	
8 -	43.555	46.825	1:30.380	79.02	1.111	17:17:25.324	

P8		28 S		Leon STEWART		Kawasaki -	
IDEAL LAP TIME : 1:28.557		BEST LAP TIME : 1:28.608		DIFFERENCE : 0.051			
LAP	SECTOR 1	SECTOR 2	LAP TIME	MPH	DIFF	TIME OF DAY	
1 -		48.489	1:39.683	71.65	11.075	17:06:59.000	
2 -	43.413	48.325	1:31.738	77.85	3.130	17:08:30.738	
3 -	43.557	46.772	1:30.329	79.07	1.721	17:10:01.067	
4 -	<b>43.159</b>	46.716	1:29.875	79.47	1.267	17:11:30.942	
5 -	43.174	45.930	1:29.104 (2)	80.15	0.496	17:13:00.046	
6 -	43.210	<b>45.398</b>	<b>1:28.608 (1)</b>	<b>80.60</b>		<b>17:14:28.654</b>	
7 -	43.624	46.160	1:29.784	79.55	1.176	17:15:58.438	
8 -	43.272	46.160	1:29.432 (3)	79.86	0.824	17:17:27.870	

P9		65 S		Konrad BREESE		Kawasaki -	
IDEAL LAP TIME : 1:29.938		BEST LAP TIME : 1:30.016		DIFFERENCE : 0.078			
LAP	SECTOR 1	SECTOR 2	LAP TIME	MPH	DIFF	TIME OF DAY	
1 -		46.699	1:37.141	73.52	7.125	17:06:56.458	
2 -	43.871	46.747	1:30.618	78.82	0.602	17:08:27.076	
3 -	43.943	46.664	1:30.607	78.82	0.591	17:09:57.683	
4 -	43.846	46.519	1:30.365 (3)	79.04	0.349	17:11:28.048	
5 -	<b>43.566</b>	46.504	1:30.070 (2)	79.29	0.054	17:12:58.118	
6 -	43.746	46.709	1:30.455	78.96	0.439	17:14:28.573	
7 -	44.126	<b>46.372</b>	1:30.498	78.92	0.482	17:15:59.071	
8 -	43.607	46.409	<b>1:30.016 (1)</b>	<b>79.34</b>		<b>17:17:29.087</b>	

P10		67 S		Tony MORRIS		Kawasaki - Chippy racing team	
IDEAL LAP TIME : 1:29.724		BEST LAP TIME : 1:29.884		DIFFERENCE : 0.160			
LAP	SECTOR 1	SECTOR 2	LAP TIME	MPH	DIFF	TIME OF DAY	
1 -		47.716	1:38.480	72.52	8.596	17:06:57.797	
2 -	44.191	47.428	1:31.619	77.95	1.735	17:08:29.416	
3 -	44.386	47.075	1:31.461	78.09	1.577	17:10:00.877	
4 -	43.910	47.378	1:31.288	78.24	1.404	17:11:32.165	
5 -	43.699	46.917	1:30.616	78.82	0.732	17:13:02.781	
6 -	43.800	46.650	1:30.450 (3)	78.96	0.566	17:14:33.231	
7 -	43.725	<b>46.248</b>	1:29.973 (2)	79.38	0.089	17:16:03.204	

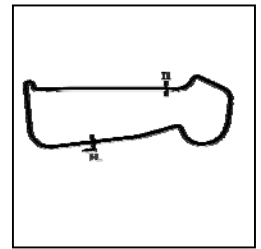
Weather / Track : Bright / Dry

Snetterton 200  
Circuit Length = 1.9840 miles  
Start: 17:05 Flag 17:16 End: 17:18

# BMCRC - MRO Championships 2018 - Rnd 8 @ Snetterton 200

## Team Green Junior Cup & Senior 300

### RACE 17 - SECTOR ANALYSIS



SECTOR 1 = FL to I1, SECTOR 2 = I1 to FL, DIFF = Difference To Personal Best Lap, P = Crossed Finish Line in Pit Lane, D = Time Disallowed

**8 - 43.476** 46.408 **1:29.884 (1) 79.46** **17:17:33.088**

P11 888 S		Jeff MORRIS		Kawasaki -		
IDEAL LAP TIME : 1:30.141		BEST LAP TIME : 1:30.318		DIFFERENCE : 0.177		
LAP	SECTOR 1	SECTOR 2	LAP TIME	MPH	DIFF	TIME OF DAY
1 -		47.377	1:38.185	72.74	7.867	17:06:57.502
2 -	44.012	47.260	1:31.272	78.25	0.954	17:08:28.774
3 -	44.112	46.808	1:30.920 (3)	78.55	0.602	17:09:59.694
4 -	44.182	46.869	1:31.051	78.44	0.733	17:11:30.745
5 -	43.783	47.293	1:31.076	78.42	0.758	17:13:01.821
6 -	44.175	47.109	1:31.284	78.24	0.966	17:14:33.105
7 -	44.285	<b>46.451</b>	1:30.736 (2)	78.71	0.418	17:16:03.841
8 -	<b>43.690</b>	46.628	<b>1:30.318 (1)</b>	<b>79.08</b>		<b>17:17:34.159</b>

P12 18 J		Indy OFFER		Kawasaki - Ace osteopaths		
IDEAL LAP TIME : 1:30.872		BEST LAP TIME : 1:31.142		DIFFERENCE : 0.270		
LAP	SECTOR 1	SECTOR 2	LAP TIME	MPH	DIFF	TIME OF DAY
1 -		48.517	1:39.548	71.74	8.406	17:06:58.865
2 -	44.866	47.719	1:32.585	77.14	1.443	17:08:31.450
3 -	43.791	47.351	<b>1:31.142 (1)</b>	<b>78.36</b>		<b>17:10:02.592</b>
4 -	<b>43.714</b>	47.854	1:31.568	78.00	0.426	17:11:34.160
5 -	44.139	<b>47.158</b>	1:31.297 (2)	78.23	0.155	17:13:05.457
6 -	43.716	47.851	1:31.567 (3)	78.00	0.425	17:14:37.024
7 -	44.095	48.006	1:32.101	77.55	0.959	17:16:09.125
8 -	44.044	49.435	1:33.479	76.40	2.337	17:17:42.604

P13 70 S		Sean HALL		Kawasaki - S and y ceramics		
IDEAL LAP TIME : 1:33.388		BEST LAP TIME : 1:33.458		DIFFERENCE : 0.070		
LAP	SECTOR 1	SECTOR 2	LAP TIME	MPH	DIFF	TIME OF DAY
1 -		48.670	1:41.149	70.61	7.691	17:07:00.466
2 -	<b>45.113</b>	51.890	1:37.003	73.63	3.545	17:08:37.469
3 -	45.159	48.616	1:33.775 (3)	76.16	0.317	17:10:11.244
4 -	45.282	48.612	1:33.894	76.07	0.436	17:11:45.138
5 -	45.183	<b>48.275</b>	<b>1:33.458 (1)</b>	<b>76.42</b>		<b>17:13:18.596</b>
6 -	45.140	48.629	1:33.769 (2)	76.17	0.311	17:14:52.365
7 -	45.621	48.932	1:34.553	75.54	1.095	17:16:26.918
8 -	45.322	49.211	1:34.533	75.55	1.075	17:18:01.451

P14 48 S		Kevin SABBARTON		Kawasaki -		
IDEAL LAP TIME : 1:35.398		BEST LAP TIME : 1:35.589		DIFFERENCE : 0.191		
LAP	SECTOR 1	SECTOR 2	LAP TIME	MPH	DIFF	TIME OF DAY
1 -		50.752	1:44.114	68.60	8.525	17:07:03.431
2 -	45.840	50.518	1:36.358	74.12	0.769	17:08:39.789
3 -	<b>45.547</b>	50.329	1:35.876	74.49	0.287	17:10:15.665
4 -	45.629	50.231	1:35.860 (3)	74.51	0.271	17:11:51.525
5 -	45.795	50.594	1:36.389	74.10	0.800	17:13:27.914
6 -	45.738	<b>49.851</b>	<b>1:35.589 (1)</b>	<b>74.72</b>		<b>17:15:03.503</b>
7 -	45.760	50.059	1:35.819 (2)	74.54	0.230	17:16:39.322
8 -	45.791	50.128	1:35.919	74.46	0.330	17:18:15.241

P15 44 S		Duane SUTCH		Kawasaki - Shawell Tuning and Racing Serv		
IDEAL LAP TIME : 1:34.781		BEST LAP TIME : 1:34.781		DIFFERENCE : 0.000		
LAP	SECTOR 1	SECTOR 2	LAP TIME	MPH	DIFF	TIME OF DAY
1 -		50.793	1:44.416	68.40	9.635	17:07:03.733
2 -	46.304	50.117	1:36.421	74.07	1.640	17:08:40.154
3 -	45.879	49.997	1:35.876 (2)	74.49	1.095	17:10:16.030
4 -	45.712	50.315	1:36.027	74.38	1.246	17:11:52.057
5 -	45.848	50.213	1:36.061	74.35	1.280	17:13:28.118
6 -	45.965	49.954	1:35.919 (3)	74.46	1.138	17:15:04.037

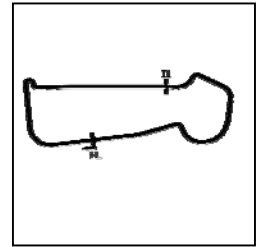
Weather / Track : Bright / Dry

Snetterton 200  
Circuit Length = 1.9840 miles  
Start: 17:05 Flag 17:16 End: 17:18

# BMCRC - MRO Championships 2018 - Rnd 8 @ Snetterton 200

## Team Green Junior Cup & Senior 300

### RACE 17 - SECTOR ANALYSIS



SECTOR 1 = FL to I1, SECTOR 2 = I1 to FL, DIFF = Difference To Personal Best Lap, P = Crossed Finish Line in Pit Lane, D = Time Disallowed

7 -	46.810	49.744	1:36.554	73.97	1.773	17:16:40.591
8 -	<b>45.374</b>	<b>49.407</b>	<b>1:34.781 (1)</b>	<b>75.35</b>		<b>17:18:15.372</b>

<b>P16</b>	<b>49 S</b>	<b>Andrew NEWMAN</b>	Kawasaki -			
IDEAL LAP TIME : 1:34.585		BEST LAP TIME : 1:35.368		DIFFERENCE : 0.783		

LAP	SECTOR 1	SECTOR 2	LAP TIME	MPH	DIFF	TIME OF DAY
1 -		50.768	1:44.141	68.58	8.773	17:07:03.458
2 -	46.485	51.117	1:37.602	73.18	2.234	17:08:41.060
3 -	45.825	50.216	1:36.041	74.36	0.673	17:10:17.101
4 -	45.702	49.666	<b>1:35.368 (1)</b>	<b>74.89</b>		<b>17:11:52.469</b>
5 -	45.801	49.937	1:35.738 (3)	74.60	0.370	17:13:28.207
6 -	<b>45.623</b>	49.826	1:35.449 (2)	74.83	0.081	17:15:03.656
7 -	47.150	<b>48.962</b>	1:36.112	74.31	0.744	17:16:39.768
8 -	46.274	49.540	1:35.814	74.54	0.446	17:18:15.582

<b>P17</b>	<b>42 J</b>	<b>Christopher JOHNSON</b>	Kawasaki -			
IDEAL LAP TIME : 1:33.038		BEST LAP TIME : 1:33.950		DIFFERENCE : 0.912		

LAP	SECTOR 1	SECTOR 2	LAP TIME	MPH	DIFF	TIME OF DAY
1 -		49.961	1:42.244	69.85	8.294	17:07:01.561
2 -	<b>43.971</b>	1:08.073	1:52.044	63.74	18.094	17:08:53.605
3 -	45.696	49.367	1:35.063 (3)	75.13	1.113	17:10:28.668
4 -	45.554	49.509	1:35.063 (3)	75.13	1.113	17:12:03.731
5 -	44.883	<b>49.067</b>	<b>1:33.950 (1)</b>	<b>76.02</b>		<b>17:13:37.681</b>
6 -	44.948	50.002	1:34.950 (2)	75.22	1.000	17:15:12.631
7 -	46.235	49.213	1:35.448	74.83	1.498	17:16:48.079
8 -	45.828	49.840	1:35.668	74.65	1.718	17:18:23.747

<b>P18</b>	<b>99 S</b>	<b>Christopher COWAN</b>	Kawasaki -			
IDEAL LAP TIME :		BEST LAP TIME :		DIFFERENCE :		

LAP	SECTOR 1	SECTOR 2	LAP TIME	MPH	DIFF	TIME OF DAY
1 -		<b>50.817</b>	1:46.935	66.79		17:07:06.252

# BMCRC - MRO Championships 2018 - Rnd 8 @ Snetterton 200

## Team Green Junior Cup & Senior 300

### RACE 17 - BEST SECTORS

SECTOR 1			SECTOR 2			IDEAL / BEST COMPARISON						
POS	NO	NAME	TIME	NO	NAME	TIME	POS	NO	NAME	IDEAL	BEST	DIFF
									<b>PERFECT LAP</b>	<b>1:25.487</b>		
1	77	FOWLE	<b>41.507</b>	77	FOWLE	<b>43.980</b>	1	77	FOWLE	1:25.487	1:25.790	0.303
2	861	JENNER	<b>41.521</b>	861	JENNER	<b>44.209</b>	2	861	JENNER	1:25.730	1:25.875	0.145
3	4	DUTTON	<b>41.785</b>	4	DUTTON	<b>44.755</b>	3	4	DUTTON	1:26.540	1:26.761	0.221
4	20	DICKINSON	<b>42.210</b>	20	DICKINSON	<b>45.397</b>	4	20	DICKINSON	1:27.607	1:27.740	0.133
5	29	STONE	<b>42.989</b>	28	STEWART	<b>45.398</b>	5	28	STEWART	1:28.557	1:28.608	0.051
6	28	STEWART	<b>43.159</b>	29	STONE	<b>45.578</b>	6	29	STONE	1:28.567	1:28.575	0.008
7	6	COOPER	<b>43.232</b>	6	COOPER	<b>45.991</b>	7	6	COOPER	1:29.223	1:29.269	0.046
8	67	MORRIS	<b>43.476</b>	67	MORRIS	<b>46.248</b>	8	67	MORRIS	1:29.724	1:29.884	0.160
9	65	BREESE	<b>43.566</b>	65	BREESE	<b>46.372</b>	9	65	BREESE	1:29.938	1:30.016	0.078
10	888	MORRIS	<b>43.690</b>	888	MORRIS	<b>46.451</b>	10	888	MORRIS	1:30.141	1:30.318	0.177
11	18	OFFER	<b>43.714</b>	18	OFFER	<b>47.158</b>	11	18	OFFER	1:30.872	1:31.142	0.270
12	42	JOHNSON	<b>43.971</b>	70	HALL	<b>48.275</b>	12	42	JOHNSON	1:33.038	1:33.950	0.912
13	70	HALL	<b>45.113</b>	49	NEWMAN	<b>48.962</b>	13	70	HALL	1:33.388	1:33.458	0.070
14	44	SUTCH	<b>45.374</b>	42	JOHNSON	<b>49.067</b>	14	49	NEWMAN	1:34.585	1:35.368	0.783
15	48	SABBARTON	<b>45.547</b>	44	SUTCH	<b>49.407</b>	15	44	SUTCH	1:34.781	1:34.781	0.000
16	49	NEWMAN	<b>45.623</b>	48	SABBARTON	<b>49.851</b>	16	48	SABBARTON	1:35.398	1:35.589	0.191
17				99	COWAN	<b>50.817</b>	17	99	COWAN			
18							18	86	KELMAN		1:26.496	

Weather / Track : Bright / Dry

Results can be found at [www.tsl-timing.com](http://www.tsl-timing.com)

Snetterton 200

Circuit Length = 1.9840 miles

Start: 17:05 Flag 17:16 End: 17:18

Printed - 17:19 Saturday, 25 August 2018

# BMCRC - MRO Championships 2018 - Rnd 8 @ Snetterton 200



## Team Green Junior Cup & Senior 300

### RACE 9 - GRID (10 Laps)

ROW 6	18	99	Christopher COWAN	17	48	Kevin SABBARTON	16	49	Andrew NEWMAN	
			1:35.589						1:35.368	
ROW 5		15	44	Duane SUTCH	14	42	Christopher JOHNSON	13	70	Sean HALL
			1:34.781				1:33.950		1:33.458	
ROW 4	12	18	Indy OFFER	11	888	Jeff MORRIS	10	65	Konrad BREESE	
			1:31.142			1:30.318		1:30.016		
ROW 3		9	67	Tony MORRIS	8	6	Martin COOPER	7	28	Leon STEWART
			1:29.884				1:29.269		1:28.608	
ROW 2	6	29	Charlie STONE	5	20	Kai DICKINSON	4	4	James DUTTON	
			1:28.575			1:27.740		1:26.761		
ROW 1		3	86	Jamie KELMAN	2	861	Owen JENNER	1	77	Harry FOWLE
			1:26.496				1:25.875		1:25.790	
									<b>Pole</b>	

Snetterton 200  
Circuit Length = 1.9840 miles

These results are provisional until the conclusion of any judicial and technical matters.

Clerk Of Course :		Timekeeper :
-------------------	--	--------------

Results can be found at [www.tsl-timing.com](http://www.tsl-timing.com)

Printed - 17:20 Saturday, 25 August 2018



# BMCRC - MRO Championships 2018 - Rnd 8 @ Snetterton 200



## Team Green Junior Cup & Senior 300

### RACE 9 - CLASSIFICATION

POS	NO	CL	PIC NAME	ENTRY	LAPS	TIME	GAP	DIFF	MPH	BEST	ON
1	861	J	1 Owen JENNER	Kawasaki -	10	16:00.763			74.34	1:34.650	10
2	86	S	1 Jamie KELMAN	Kawasaki - Fastlane motorcycles	10	16:01.547	0.784	0.784	74.28	1:34.820	8
3	4	J	2 James DUTTON	Kawasaki -	10	16:26.271	25.508	24.724	72.41	1:37.401	6
4	6	S	2 Martin COOPER	Kawasaki -	10	16:42.529	41.766	16.258	71.24	1:38.010	10
5	65	S	3 Konrad BREESE	Kawasaki -	10	16:46.952	46.189	4.423	70.93	1:38.626	8
6	18	J	3 Indy OFFER	Kawasaki - Ace osteopaths	10	17:17.017	1:16.254	30.065	68.87	1:41.079	9
7	67	S	4 Tony MORRIS	Kawasaki - Chippy racing team	10	17:29.452	1:28.689	12.435	68.05	1:41.178	10
8	28	S	5 Leon STEWART	Kawasaki -	10	17:42.813	1:42.050	13.361	67.20	1:43.117	6
9	49	S	6 Andrew NEWMAN	Kawasaki -	9	16:05.837	1 Lap	1 Lap	66.55	1:44.759	7
10	48	S	7 Kevin SABBARTON	Kawasaki -	9	16:14.127	1 Lap	8.290	65.99	1:45.452	7
11	99	S	8 Christopher COWAN	Kawasaki -	9	16:26.369	1 Lap	12.242	65.17	1:44.398	7
12	70	S	9 Sean HALL	Kawasaki - S and y ceramics	9	16:30.366	1 Lap	3.997	64.90	1:44.735	8
13	44	S	10 Duane SUTCH	Kawasaki - Shawell Tuning and Racing Serv	9	16:39.642	1 Lap	9.276	64.30	1:47.966	9

#### NOT CLASSIFIED

DNF	29	S	Charlie STONE	Kawasaki -	4	6:54.997	6 Laps	5 Laps	68.84	1:40.590	4
DNF	20	S	Kai DICKINSON	Kawasaki - Mum and Dad	0						
DNF	42	J	Christopher JOHNSON	Kawasaki -	0						

#### FASTEST LAP

861	J	Owen JENNER	Kawasaki -	10	1:34.650	75.46 mph	121.44 kph
86	S	Jamie KELMAN	Kawasaki - Fastlane motorcycles	8	1:34.820	75.32 mph	121.22 kph

Class J - 92.5% of Race Speed = 68.76 mph  
 Class S - 92.5% of Race Speed = 68.70 mph

Snetterton 200  
 Circuit Length = 1.9840 miles  
 Start: 12:52 Flag 13:08 End: 13:10

Weather / Track : Drizzle / Wet

These results are provisional until the conclusion of any judicial and technical matters.

Clerk Of Course :	Timekeeper :
-------------------	--------------

Results can be found at [www.tsl-timing.com](http://www.tsl-timing.com)

Printed - 13:10 Sunday, 26 August 2018



# BMCRC - MRO Championships 2018 - Rnd 8 @ Snetterton 200

## Team Green Junior Cup & Senior 300

### RACE 9 - LAP CHART

#### LAP 1 @ 12:54:07.762

NO	BEHIND	LAP TIME
86		1:40.500
861	0.023	1:40.523
4	2.113	1:42.613
6	7.664	1:48.164
65	9.362	1:49.862
29	10.457	1:50.957
18	12.846	1:53.346
67	12.932	1:53.432
28	14.308	1:54.808
49	14.936	1:55.436
44	16.695	1:57.195
48	17.861	1:58.361
70	21.274	2:01.774
99	21.619	2:02.119

#### LAP 2 @ 12:55:44.146

NO	BEHIND	LAP TIME
86		1:36.384
861	0.024	1:36.385
4	3.944	1:38.215
6	12.621	1:41.341
65	15.285	1:42.307
29	16.221	1:42.148
18	20.062	1:43.600
67	23.936	1:47.388
28	24.445	1:46.521
49	25.790	1:47.238
48	28.110	1:46.633
44	33.942	1:53.631
70	37.370	1:52.480
99	37.655	1:52.420

#### LAP 3 @ 12:57:19.604

NO	BEHIND	LAP TIME
86		1:35.458
861	0.269	1:35.703
4	6.846	1:38.360
6	17.362	1:40.199
65	20.704	1:40.877
29	22.065	1:41.302
18	28.897	1:44.293
28	35.260	1:46.273
49	36.538	1:46.206
67	36.945	1:48.467
48	39.504	1:46.852
44	48.788	1:50.304
99	52.763	1:50.566
70	54.095	1:52.183

#### LAP 4 @ 12:58:55.861

NO	BEHIND	LAP TIME
861		1:35.988
86	0.152	1:36.409
4	8.869	1:38.280
6	20.498	1:39.393
65	24.857	1:40.410
29	26.398	1:40.590
18	35.721	1:43.081
67	44.491	1:43.803
28	44.634	1:45.631

Weather / Track : Drizzle / Wet

Results can be found at [www.tsl-timing.com](http://www.tsl-timing.com)

49	46.631	1:46.350
48	49.420	1:46.173
44	1:06.457	1:53.926
99	1:06.733	1:50.227
70	1:07.713	1:49.875

#### LAP 5 @ 13:00:32.159

NO	BEHIND	LAP TIME
861		1:36.298
86	0.182	1:36.328
4	10.096	1:37.525
6	23.924	1:39.724
65	27.683	1:39.124
18	42.262	1:42.839
67	53.120	1:44.927
28	54.627	1:46.291
49	57.402	1:47.069
48	59.943	1:46.821
99	1:20.127	1:49.692
44	1:21.635	1:51.476
70	1:22.098	1:50.683

#### LAP 6 @ 13:02:07.648

NO	BEHIND	LAP TIME
86		1:35.307
861	0.879	1:36.368
4	12.008	1:37.401
6	27.591	1:39.156
65	31.092	1:38.898
18	49.494	1:42.721
67	1:00.718	1:43.087
28	1:02.255	1:43.117
49	1:07.726	1:45.813
48	1:10.273	1:45.819
99	1:30.886	1:46.248
44	1:34.186	1:48.040
70	1:34.686	1:48.077

#### LAP 7 @ 13:03:42.965

NO	BEHIND	LAP TIME
86		1:35.317
861	0.238	1:34.676
4	15.000	1:38.309
6	31.030	1:38.756
65	34.747	1:38.972
18	56.187	1:42.010
67	1:07.966	1:42.565
28	1:10.905	1:43.967
49	1:17.168	1:44.759
48	1:20.408	1:45.452

#### LAP 8 @ 13:05:17.785

NO	BEHIND	LAP TIME
86		1:34.820
861	0.714	1:35.296
99	1 Lap	1:44.398
70	1 Lap	1:45.498
44	1 Lap	1:48.482
4	19.078	1:38.898
6	35.292	1:39.082
65	38.553	1:38.626
18	1:02.740	1:41.373

67	1:15.608	1:42.462
28	1:19.707	1:43.622
49	1:28.310	1:45.962

#### LAP 9 @ 13:06:53.375

NO	BEHIND	LAP TIME
861		1:34.876
86	0.093	1:35.683
48	1 Lap	1:50.130
99	1 Lap	1:45.099
70	1 Lap	1:44.735
4	21.896	1:38.408
44	1 Lap	1:48.622
6	38.406	1:38.704
65	41.672	1:38.709
18	1:08.229	1:41.079
67	1:22.161	1:42.143
28	1:27.511	1:43.394

#### LAP 10 @ 13:08:28.025

NO	BEHIND	LAP TIME
861		1:34.650
86	0.784	1:35.341
49	1 Lap	1:47.004
48	1 Lap	1:47.886
4	25.508	1:38.262
99	1 Lap	1:45.600
70	1 Lap	1:45.061
44	1 Lap	1:47.966
6	41.766	1:38.010
65	46.189	1:39.167
18	1:16.254	1:42.675
67	1:28.689	1:41.178
28	1:42.050	1:49.189

Snetterton 200

Circuit Length = 1.9840 miles

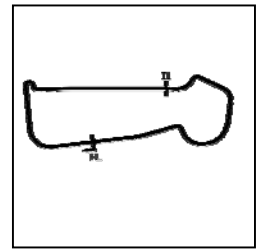
Start: 12:52 Flag 13:08 End: 13:10

Printed - 13:11 Sunday, 26 August 2018

# BMCRC - MRO Championships 2018 - Rnd 8 @ Snetterton 200

## Team Green Junior Cup & Senior 300

### RACE 9 - SECTOR ANALYSIS



SECTOR 1 = FL to I1, SECTOR 2 = I1 to FL, DIFF = Difference To Personal Best Lap, P = Crossed Finish Line in Pit Lane, D = Time Disallowed

P1 861 J Owen JENNER		Kawasaki -				
IDEAL LAP TIME : 1:34.606		BEST LAP TIME : 1:34.650		DIFFERENCE : 0.044		
LAP	SECTOR 1	SECTOR 2	LAP TIME	MPH	DIFF	TIME OF DAY
1 -		50.754	1:40.523	71.05	5.873	12:54:07.785
2 -	45.552	50.833	1:36.385	74.10	1.735	12:55:44.170
3 -	45.460	50.243	1:35.703	74.63	1.053	12:57:19.873
4 -	45.351	50.637	1:35.988	74.41	1.338	12:58:55.861
5 -	45.753	50.545	1:36.298	74.17	1.648	13:00:32.159
6 -	45.696	50.672	1:36.368	74.11	1.718	13:02:08.527
7 -	44.897	<b>49.779</b>	1:34.676 (2)	75.44	0.026	13:03:43.203
8 -	45.504	49.792	1:35.296	74.95	0.646	13:05:18.499
9 -	44.896	49.980	1:34.876 (3)	75.28	0.226	13:06:53.375
10 -	<b>44.827</b>	49.823	<b>1:34.650 (1)</b>	<b>75.46</b>		<b>13:08:28.025</b>

P2 86 S Jamie KELMAN		Kawasaki - Fastlane motorcycles				
IDEAL LAP TIME : 1:34.778		BEST LAP TIME : 1:34.820		DIFFERENCE : 0.042		
LAP	SECTOR 1	SECTOR 2	LAP TIME	MPH	DIFF	TIME OF DAY
1 -		49.845	1:40.500	71.06	5.680	12:54:07.762
2 -	45.606	50.778	1:36.384	74.10	1.564	12:55:44.146
3 -	45.449	50.009	1:35.458	74.82	0.638	12:57:19.604
4 -	46.066	50.343	1:36.409	74.08	1.589	12:58:56.013
5 -	45.785	50.543	1:36.328	74.14	1.508	13:00:32.341
6 -	<b>45.310</b>	49.997	1:35.307 (2)	74.94	0.487	13:02:07.648
7 -	45.662	49.655	1:35.317 (3)	74.93	0.497	13:03:42.965
8 -	45.352	<b>49.468</b>	<b>1:34.820 (1)</b>	<b>75.32</b>		<b>13:05:17.785</b>
9 -	45.708	49.975	1:35.683	74.64	0.863	13:06:53.468
10 -	45.396	49.945	1:35.341	74.91	0.521	13:08:28.809

P3 4 J James DUTTON		Kawasaki -				
IDEAL LAP TIME : 1:37.295		BEST LAP TIME : 1:37.401		DIFFERENCE : 0.106		
LAP	SECTOR 1	SECTOR 2	LAP TIME	MPH	DIFF	TIME OF DAY
1 -		<b>51.125</b>	1:42.613	69.60	5.212	12:54:09.875
2 -	47.010	51.205	1:38.215 (3)	72.72	0.814	12:55:48.090
3 -	46.976	51.384	1:38.360	72.61	0.959	12:57:26.450
4 -	46.781	51.499	1:38.280	72.67	0.879	12:59:04.730
5 -	46.357	51.168	1:37.525 (2)	73.23	0.124	13:00:42.255
6 -	<b>46.170</b>	51.231	<b>1:37.401 (1)</b>	<b>73.33</b>		<b>13:02:19.656</b>
7 -	46.390	51.919	1:38.309	72.65	0.908	13:03:57.965
8 -	46.960	51.938	1:38.898	72.22	1.497	13:05:36.863
9 -	46.790	51.618	1:38.408	72.58	1.007	13:07:15.271
10 -	46.662	51.600	1:38.262	72.68	0.861	13:08:53.533

P4 6 S Martin COOPER		Kawasaki -				
IDEAL LAP TIME : 1:37.927		BEST LAP TIME : 1:38.010		DIFFERENCE : 0.083		
LAP	SECTOR 1	SECTOR 2	LAP TIME	MPH	DIFF	TIME OF DAY
1 -		53.091	1:48.164	66.03	10.154	12:54:15.426
2 -	48.187	53.154	1:41.341	70.48	3.331	12:55:56.767
3 -	47.769	52.430	1:40.199	71.28	2.189	12:57:36.966
4 -	47.619	51.774	1:39.393	71.86	1.383	12:59:16.359
5 -	47.472	52.252	1:39.724	71.62	1.714	13:00:56.083
6 -	47.427	51.729	1:39.156	72.03	1.146	13:02:35.239
7 -	47.190	51.566	1:38.756 (3)	72.32	0.746	13:04:13.995
8 -	47.068	52.014	1:39.082	72.08	1.072	13:05:53.077
9 -	<b>46.932</b>	51.772	1:38.704 (2)	72.36	0.694	13:07:31.781
10 -	47.015	<b>50.995</b>	<b>1:38.010 (1)</b>	<b>72.87</b>		<b>13:09:09.791</b>

P5 65 S Konrad BREESE		Kawasaki -				
IDEAL LAP TIME : 1:38.413		BEST LAP TIME : 1:38.626		DIFFERENCE : 0.213		
LAP	SECTOR 1	SECTOR 2	LAP TIME	MPH	DIFF	TIME OF DAY

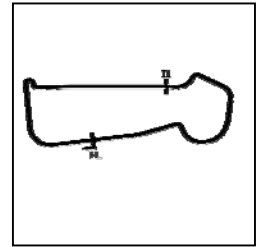
Weather / Track : Drizzle / Wet

Snetterton 200  
Circuit Length = 1.9840 miles  
Start: 12:52 Flag 13:08 End: 13:10

# BMCRC - MRO Championships 2018 - Rnd 8 @ Snetterton 200

## Team Green Junior Cup & Senior 300

### RACE 9 - SECTOR ANALYSIS



SECTOR 1 = FL to I1, SECTOR 2 = I1 to FL, DIFF = Difference To Personal Best Lap, P = Crossed Finish Line in Pit Lane, D = Time Disallowed

1 -		54.808	1:49.862	65.01	11.236	12:54:17.124
2 -	48.436	53.871	1:42.307	69.81	3.681	12:55:59.431
3 -	48.194	52.683	1:40.877	70.80	2.251	12:57:40.308
4 -	47.775	52.635	1:40.410	71.13	1.784	12:59:20.718
5 -	47.586	51.538	1:39.124	72.05	0.498	13:00:59.842
6 -	47.272	51.626	1:38.898 (3)	72.22	0.272	13:02:38.740
7 -	47.353	51.619	1:38.972	72.16	0.346	13:04:17.712
8 -	47.196	<b>51.430</b>	<b>1:38.626 (1)</b>	<b>72.42</b>		<b>13:05:56.338</b>
9 -	47.091	51.618	1:38.709 (2)	72.35	0.083	13:07:35.047
10 -	<b>46.983</b>	52.184	1:39.167	72.02	0.541	13:09:14.214

P6 18 J Indy OFFER			Kawasaki - Ace osteopaths			
IDEAL LAP TIME : 1:40.912		BEST LAP TIME : 1:41.079	DIFFERENCE : 0.167			
LAP	SECTOR 1	SECTOR 2	LAP TIME	MPH	DIFF	TIME OF DAY
1 -		56.121	1:53.346	63.01	12.267	12:54:20.608
2 -	48.806	54.794	1:43.600	68.94	2.521	12:56:04.208
3 -	49.146	55.147	1:44.293	68.48	3.214	12:57:48.501
4 -	48.883	54.198	1:43.081	69.29	2.002	12:59:31.582
5 -	48.498	54.341	1:42.839	69.45	1.760	13:01:14.421
6 -	48.548	54.173	1:42.721	69.53	1.642	13:02:57.142
7 -	47.856	54.154	1:42.010 (3)	70.01	0.931	13:04:39.152
8 -	<b>47.474</b>	53.899	1:41.373 (2)	70.45	0.294	13:06:20.525
9 -	47.641	<b>53.438</b>	<b>1:41.079 (1)</b>	<b>70.66</b>		<b>13:08:01.604</b>
10 -	47.923	54.752	1:42.675	69.56	1.596	13:09:44.279

P7 67 S Tony MORRIS			Kawasaki - Chippy racing team			
IDEAL LAP TIME : 1:41.163		BEST LAP TIME : 1:41.178	DIFFERENCE : 0.015			
LAP	SECTOR 1	SECTOR 2	LAP TIME	MPH	DIFF	TIME OF DAY
1 -		56.549	1:53.432	62.96	12.254	12:54:20.694
2 -	51.407	55.981	1:47.388	66.51	6.210	12:56:08.082
3 -	51.538	56.929	1:48.467	65.84	7.289	12:57:56.549
4 -	49.195	54.608	1:43.803	68.80	2.625	12:59:40.352
5 -	49.800	55.127	1:44.927	68.07	3.749	13:01:25.279
6 -	49.149	53.938	1:43.087	69.28	1.909	13:03:08.366
7 -	48.889	53.676	1:42.565	69.63	1.387	13:04:50.931
8 -	48.882	53.580	1:42.462 (3)	69.70	1.284	13:06:33.393
9 -	49.092	<b>53.051</b>	1:42.143 (2)	69.92	0.965	13:08:15.536
10 -	<b>48.112</b>	53.066	<b>1:41.178 (1)</b>	<b>70.59</b>		<b>13:09:56.714</b>

P8 28 S Leon STEWART			Kawasaki -			
IDEAL LAP TIME : 1:43.117		BEST LAP TIME : 1:43.117	DIFFERENCE : 0.000			
LAP	SECTOR 1	SECTOR 2	LAP TIME	MPH	DIFF	TIME OF DAY
1 -		57.440	1:54.808	62.21	11.691	12:54:22.070
2 -	50.111	56.410	1:46.521	67.05	3.404	12:56:08.591
3 -	51.043	55.230	1:46.273	67.20	3.156	12:57:54.864
4 -	49.525	56.106	1:45.631	67.61	2.514	12:59:40.495
5 -	50.089	56.202	1:46.291	67.19	3.174	13:01:26.786
6 -	<b>48.413</b>	<b>54.704</b>	<b>1:43.117 (1)</b>	<b>69.26</b>		<b>13:03:09.903</b>
7 -	49.262	54.705	1:43.967	68.70	0.850	13:04:53.870
8 -	48.849	54.773	1:43.622 (3)	68.92	0.505	13:06:37.492
9 -	48.656	54.738	1:43.394 (2)	69.08	0.277	13:08:20.886
10 -	48.955	1:00.234	1:49.189	65.41	6.072	13:10:10.075

P9 49 S Andrew NEWMAN			Kawasaki -			
IDEAL LAP TIME : 1:44.759		BEST LAP TIME : 1:44.759	DIFFERENCE : 0.000			
LAP	SECTOR 1	SECTOR 2	LAP TIME	MPH	DIFF	TIME OF DAY
1 -		57.609	1:55.436	61.87	10.677	12:54:22.698
2 -	50.868	56.370	1:47.238	66.60	2.479	12:56:09.936
3 -	49.796	56.410	1:46.206	67.25	1.447	12:57:56.142
4 -	50.448	55.902	1:46.350	67.16	1.591	12:59:42.492

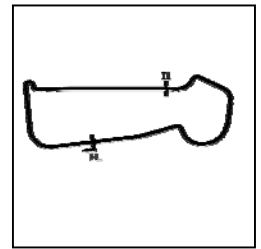
Weather / Track : Drizzle / Wet

Snetterton 200  
Circuit Length = 1.9840 miles  
Start: 12:52 Flag 13:08 End: 13:10

# BMCRC - MRO Championships 2018 - Rnd 8 @ Snetterton 200

## Team Green Junior Cup & Senior 300

### RACE 9 - SECTOR ANALYSIS



SECTOR 1 = FL to I1, SECTOR 2 = I1 to FL, DIFF = Difference To Personal Best Lap, P = Crossed Finish Line in Pit Lane, D = Time Disallowed

5 -	50.171	56.898	1:47.069	66.70	2.310	13:01:29.561
6 -	50.371	55.442	1:45.813 (2)	67.50	1.054	13:03:15.374
7 -	<b>49.428</b>	<b>55.331</b>	<b>1:44.759 (1)</b>	<b>68.18</b>		<b>13:05:00.133</b>
8 -	50.187	55.775	1:45.962 (3)	67.40	1.203	13:06:46.095
9 -	50.612	56.392	1:47.004	66.75	2.245	13:08:33.099

<b>P10</b>	<b>48 S</b>	<b>Kevin SABBARTON</b>	Kawasaki -			
IDEAL LAP TIME : 1:45.177		BEST LAP TIME : 1:45.452	DIFFERENCE : 0.275			
LAP	SECTOR 1	SECTOR 2	LAP TIME	MPH	DIFF	TIME OF DAY

1 -		58.302	1:58.361	60.34	12.909	12:54:25.623
2 -	50.130	56.503	1:46.633	66.98	1.181	12:56:12.256
3 -	49.609	57.243	1:46.852	66.84	1.400	12:57:59.108
4 -	49.906	56.267	1:46.173 (3)	67.27	0.721	12:59:45.281
5 -	49.631	57.190	1:46.821	66.86	1.369	13:01:32.102
6 -	49.611	<b>56.208</b>	1:45.819 (2)	67.49	0.367	13:03:17.921
7 -	<b>48.969</b>	56.483	<b>1:45.452 (1)</b>	<b>67.73</b>		<b>13:05:03.373</b>
8 -	50.788	59.342	1:50.130	64.85	4.678	13:06:53.503
9 -	49.950	57.936	1:47.886	66.20	2.434	13:08:41.389

<b>P11</b>	<b>99 S</b>	<b>Christopher COWAN</b>	Kawasaki -			
IDEAL LAP TIME : 1:44.187		BEST LAP TIME : 1:44.398	DIFFERENCE : 0.211			
LAP	SECTOR 1	SECTOR 2	LAP TIME	MPH	DIFF	TIME OF DAY

1 -		1:00.751	2:02.119	58.48	17.721	12:54:29.381
2 -	52.735	59.685	1:52.420	63.53	8.022	12:56:21.801
3 -	53.292	57.274	1:50.566	64.59	6.168	12:58:12.367
4 -	51.793	58.434	1:50.227	64.79	5.829	13:00:02.594
5 -	51.827	57.865	1:49.692	65.11	5.294	13:01:52.286
6 -	49.576	56.672	1:46.248	67.22	1.850	13:03:38.534
7 -	49.266	<b>55.132</b>	<b>1:44.398 (1)</b>	<b>68.41</b>		<b>13:05:22.932</b>
8 -	<b>49.055</b>	56.044	1:45.099 (2)	67.96	0.701	13:07:08.031
9 -	49.653	55.947	1:45.600 (3)	67.63	1.202	13:08:53.631

<b>P12</b>	<b>70 S</b>	<b>Sean HALL</b>	Kawasaki - S and y ceramics			
IDEAL LAP TIME : 1:44.430		BEST LAP TIME : 1:44.735	DIFFERENCE : 0.305			
LAP	SECTOR 1	SECTOR 2	LAP TIME	MPH	DIFF	TIME OF DAY

1 -		1:01.499	2:01.774	58.65	17.039	12:54:29.036
2 -	52.696	59.784	1:52.480	63.50	7.745	12:56:21.516
3 -	53.310	58.873	1:52.183	63.66	7.448	12:58:13.699
4 -	52.299	57.576	1:49.875	65.00	5.140	13:00:03.574
5 -	52.006	58.677	1:50.683	64.53	5.948	13:01:54.257
6 -	51.299	56.778	1:48.077	66.08	3.342	13:03:42.334
7 -	50.622	<b>54.876</b>	1:45.498 (3)	67.70	0.763	13:05:27.832
8 -	49.568	55.167	<b>1:44.735 (1)</b>	<b>68.19</b>		<b>13:07:12.567</b>
9 -	<b>49.554</b>	55.507	1:45.061 (2)	67.98	0.326	13:08:57.628

<b>P13</b>	<b>44 S</b>	<b>Duane SUTCH</b>	Kawasaki - Shawell Tuning and Racing Serv			
IDEAL LAP TIME : 1:47.809		BEST LAP TIME : 1:47.966	DIFFERENCE : 0.157			
LAP	SECTOR 1	SECTOR 2	LAP TIME	MPH	DIFF	TIME OF DAY

1 -		56.944	1:57.195	60.94	9.229	12:54:24.457
2 -	54.983	58.648	1:53.631	62.85	5.665	12:56:18.088
3 -	51.684	58.620	1:50.304	64.75	2.338	12:58:08.392
4 -	55.521	58.405	1:53.926	62.69	5.960	13:00:02.318
5 -	52.668	58.808	1:51.476	64.07	3.510	13:01:53.794
6 -	51.130	<b>56.910</b>	1:48.040 (2)	66.11	0.074	13:03:41.834
7 -	51.112	57.370	1:48.482 (3)	65.84	0.516	13:05:30.316
8 -	50.977	57.645	1:48.622	65.75	0.656	13:07:18.938
9 -	<b>50.899</b>	57.067	<b>1:47.966 (1)</b>	<b>66.15</b>		<b>13:09:06.904</b>

Weather / Track : Drizzle / Wet

Snetterton 200

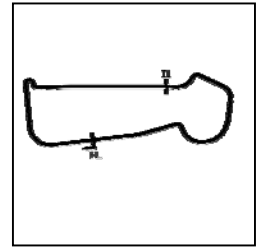
Circuit Length = 1.9840 miles

Start: 12:52 Flag 13:08 End: 13:10

# BMCRC - MRO Championships 2018 - Rnd 8 @ Snetterton 200

## Team Green Junior Cup & Senior 300

### RACE 9 - SECTOR ANALYSIS



SECTOR 1 = FL to I1, SECTOR 2 = I1 to FL, DIFF = Difference To Personal Best Lap, P = Crossed Finish Line in Pit Lane, D = Time Disallowed

P14 29 S		Charlie STONE		Kawasaki -		
IDEAL LAP TIME : 1:40.087		BEST LAP TIME : 1:40.590		DIFFERENCE : 0.503		
LAP	SECTOR 1	SECTOR 2	LAP TIME	MPH	DIFF	TIME OF DAY
1 -		54.705	1:50.957	64.37	10.367	12:54:18.219
2 -	48.838	53.310	1:42.148 (3)	69.92	1.558	12:56:00.367
3 -	48.070	53.232	1:41.302 (2)	70.50	0.712	12:57:41.669
4 -	47.901	<b>52.689</b>	<b>1:40.590 (1)</b>	<b>71.00</b>		<b>12:59:22.259</b>

Weather / Track : Drizzle / Wet

Results can be found at [www.tsl-timing.com](http://www.tsl-timing.com)

Page 4 of 4

Snetterton 200  
Circuit Length = 1.9840 miles  
Start: 12:52 Flag 13:08 End: 13:10

Printed - 13:11 Sunday, 26 August 2018

# BMCRC - MRO Championships 2018 - Rnd 8 @ Snetterton 200

## Team Green Junior Cup & Senior 300

### RACE 9 - BEST SECTORS

SECTOR 1			SECTOR 2			IDEAL / BEST COMPARISON						
POS	NO	NAME	TIME	NO	NAME	TIME	POS	NO	NAME	IDEAL	BEST	DIFF
									<b>PERFECT LAP</b>	<b>1:34.295</b>		
1	861	JENNER	<b>44.827</b>	86	KELMAN	<b>49.468</b>	1	861	JENNER	1:34.606	1:34.650	0.044
2	86	KELMAN	<b>45.310</b>	861	JENNER	<b>49.779</b>	2	86	KELMAN	1:34.778	1:34.820	0.042
3	4	DUTTON	<b>46.170</b>	6	COOPER	<b>50.995</b>	3	4	DUTTON	1:37.295	1:37.401	0.106
4	6	COOPER	<b>46.932</b>	4	DUTTON	<b>51.125</b>	4	6	COOPER	1:37.927	1:38.010	0.083
5	65	BREESE	<b>46.983</b>	65	BREESE	<b>51.430</b>	5	65	BREESE	1:38.413	1:38.626	0.213
6	29	STONE	<b>47.398</b>	29	STONE	<b>52.689</b>	6	29	STONE	1:40.087	1:40.590	0.503
7	18	OFFER	<b>47.474</b>	67	MORRIS	<b>53.051</b>	7	18	OFFER	1:40.912	1:41.079	0.167
8	67	MORRIS	<b>48.112</b>	18	OFFER	<b>53.438</b>	8	67	MORRIS	1:41.163	1:41.178	0.015
9	28	STEWART	<b>48.413</b>	28	STEWART	<b>54.704</b>	9	28	STEWART	1:43.117	1:43.117	0.000
10	48	SABBARTON	<b>48.969</b>	70	HALL	<b>54.876</b>	10	99	COWAN	1:44.187	1:44.398	0.211
11	99	COWAN	<b>49.055</b>	99	COWAN	<b>55.132</b>	11	70	HALL	1:44.430	1:44.735	0.305
12	49	NEWMAN	<b>49.428</b>	49	NEWMAN	<b>55.331</b>	12	49	NEWMAN	1:44.759	1:44.759	0.000
13	70	HALL	<b>49.554</b>	48	SABBARTON	<b>56.208</b>	13	48	SABBARTON	1:45.177	1:45.452	0.275
14	44	SUTCH	<b>50.899</b>	44	SUTCH	<b>56.910</b>	14	44	SUTCH	1:47.809	1:47.966	0.157
15												
16												

Weather / Track : Drizzle / Wet

Results can be found at [www.tsl-timing.com](http://www.tsl-timing.com)

Snetterton 200  
Circuit Length = 1.9840 miles  
Start: 12:52 Flag 13:08 End: 13:10

Printed - 13:11 Sunday, 26 August 2018

# BMCRC - MRO Championships 2018 - Rnd 8 @ Snetterton 200



## Team Green Junior Cup & Senior 300

### RACE 18 - GRID (10 Laps)

ROW 6	18   <b>888</b> Jeff MORRIS	17   <b>77</b> Harry FOWLE	16   <b>20</b> Kai DICKINSON
ROW 5	15   <b>42</b> Christopher JOHNSON	14   <b>44</b> Duane SUTCH	13   <b>48</b> Kevin SABBARTON
ROW 4	12   <b>49</b> Andrew NEWMAN	11   <b>70</b> Sean HALL	10   <b>99</b> Christopher COWAN
ROW 3	9   <b>28</b> Leon STEWART	8   <b>67</b> Tony MORRIS	7   <b>18</b> Indy OFFER
ROW 2	6   <b>29</b> Charlie STONE	5   <b>65</b> Konrad BREESE	4   <b>6</b> Martin COOPER
ROW 1	3   <b>4</b> James DUTTON	2   <b>86</b> Jamie KELMAN	1   <b>861</b> Owen JENNER
	<b>Pole</b>		

Snetterton 200  
Circuit Length = 1.9840 miles

These results are provisional until the conclusion of any judicial and technical matters.

Clerk Of Course :	Timekeeper :
-------------------	--------------

Results can be found at [www.tsl-timing.com](http://www.tsl-timing.com)

Printed - 13:12 Sunday, 26 August 2018



# BMCRC - MRO Championships 2018 - Rnd 8 @ Snetterton 200



## Team Green Junior Cup & Senior 300

### RACE 18 - CLASSIFICATION

POS	NO	CL	PIC NAME	ENTRY	LAPS	TIME	GAP	DIFF	MPH	BEST	ON
1	861	J	1 Owen JENNER	Kawasaki -	10	16:55.529			70.33	1:39.871	6
2	86	S	1 Jamie KELMAN	Kawasaki - Fastlane motorcycles	10	16:59.441	3.912	3.912	70.06	1:40.186	5
3	4	J	2 James DUTTON	Kawasaki -	10	17:41.933	46.404	42.492	67.25	1:44.937	10
4	65	S	2 Konrad BREESE	Kawasaki -	10	18:05.374	1:09.845	23.441	65.80	1:47.167	4
5	18	J	3 Indy OFFER	Kawasaki - Ace osteopaths	10	18:38.927	1:43.398	33.553	63.83	1:49.999	10
6	67	S	3 Tony MORRIS	Kawasaki - Chippy racing team	10	18:43.821	1:48.292	4.894	63.55	1:50.051	9
7	29	S	4 Charlie STONE	Kawasaki -	9	17:01.176	1 Lap	1 Lap	62.94	1:50.875	5
8	48	S	5 Kevin SABBARTON	Kawasaki -	9	17:02.035	1 Lap	0.859	62.89	1:50.627	5
9	99	S	6 Christopher COWAN	Kawasaki -	9	17:43.354	1 Lap	41.319	60.45	1:54.867	8
10	42	J	4 Christopher JOHNSON	Kawasaki -	8	17:03.482	2 Laps	1 Lap	55.82	2:04.085	8

#### NOT CLASSIFIED

DNF	6	S	Martin COOPER	Kawasaki -	6	10:43.275	4 Laps	2 Laps	66.62	1:45.594	6
DNF	44	S	Duane SUTCH	Kawasaki - Shawell Tuning and Racing Serv	5	9:27.774	5 Laps	1 Lap	62.89	1:49.585	4
DNF	20	S	Kai DICKINSON	Kawasaki - Mum and Dad	4	7:54.244	6 Laps	1 Lap	60.24	1:55.709	2
DNF	70	S	Sean HALL	Kawasaki - S and y ceramics	1	2:10.036	9 Laps	3 Laps	54.92		
DNF	49	S	Andrew NEWMAN	Kawasaki -	0						

#### FASTEST LAP

861	J	Owen JENNER	Kawasaki -	6	1:39.871	71.51 mph	115.09 kph
86	S	Jamie KELMAN	Kawasaki - Fastlane motorcycles	5	1:40.186	71.29 mph	114.73 kph

Class J - 92.5% of Race Speed = 65.05 mph

Class S - 92.5% of Race Speed = 64.80 mph

Snetterton 200  
 Circuit Length = 1.9840 miles  
 Start: 17:10 Flag 17:27 End: 17:29

Weather / Track : Rain / Wet

These results are provisional until the conclusion of any judicial and technical matters.

Clerk Of Course :	Timekeeper :
-------------------	--------------

Results can be found at [www.tsl-timing.com](http://www.tsl-timing.com)

Printed - 17:29 Sunday, 26 August 2018



# BMCRC - MRO Championships 2018 - Rnd 8 @ Snetterton 200

## Team Green Junior Cup & Senior 300

### RACE 18 - LAP CHART

#### LAP 1 @ 17:12:05.148

NO	BEHIND	LAP TIME
861		1:47.184
86	0.390	1:47.574
4	2.546	1:49.730
65	4.989	1:52.173
6	6.129	1:53.313
67	10.555	1:57.739
18	11.102	1:58.286
29	12.940	2:00.124
48	13.667	2:00.851
20	16.154	2:03.338
44	16.760	2:03.944
99	18.155	2:05.339
70	22.852	2:10.036
42	25.725	2:12.909

#### LAP 2 @ 17:13:46.905

NO	BEHIND	LAP TIME
861		1:41.757
86	0.326	1:41.693
4	6.787	1:45.998
6	10.454	1:46.082
65	13.169	1:49.937
67	20.722	1:51.924
18	20.788	1:51.443
29	23.740	1:52.557
48	26.071	1:54.161
44	27.394	1:52.391
20	30.106	1:55.709
99	33.211	1:56.813
42	52.148	2:08.180

#### LAP 3 @ 17:15:28.090

NO	BEHIND	LAP TIME
861		1:41.185
86	0.343	1:41.202
4	12.152	1:46.550
6	15.714	1:46.445
65	19.306	1:47.322
18	30.984	1:51.381
67	31.073	1:51.536
29	34.880	1:52.325
48	37.794	1:52.908
44	37.891	1:51.682
20	45.993	1:57.072
99	47.826	1:55.800
42	1:20.047	2:09.084

#### LAP 4 @ 17:17:09.322

NO	BEHIND	LAP TIME
861		1:41.232
86	0.237	1:41.126
4	17.100	1:46.180
6	20.495	1:46.013
65	25.241	1:47.167
18	40.794	1:51.042
67	42.906	1:53.065
29	45.441	1:51.793
44	46.244	1:49.585
48	48.410	1:51.848
20	1:02.886	1:58.125

99 1:03.280 1:56.686

#### LAP 5 @ 17:18:49.745

NO	BEHIND	LAP TIME
86		1:40.186
861	0.197	1:40.620
42	1 Lap	2:07.493
4	22.780	1:46.103
6	25.900	1:45.828
65	32.267	1:47.449
18	51.935	1:51.564
67	54.234	1:51.751
29	55.893	1:50.875
44	55.993	1:50.172
48	58.614	1:50.627
99	1:21.130	1:58.273

#### LAP 6 @ 17:20:29.813

NO	BEHIND	LAP TIME
861		1:39.871
86	0.441	1:40.509
4	27.902	1:45.190
6	31.426	1:45.594
42	1 Lap	2:06.079
65	39.407	1:47.208
18	1:02.994	1:51.127
67	1:05.660	1:51.494
29	1:10.123	1:54.298
48	1:10.452	1:51.906
99	1:37.663	1:56.601

#### LAP 7 @ 17:22:11.058

NO	BEHIND	LAP TIME
861		1:41.245
86	0.847	1:41.651
4	32.967	1:46.310
65	46.503	1:48.341
42	1 Lap	2:08.950
18	1:12.905	1:51.156
67	1:16.034	1:51.619
29	1:22.322	1:53.444
48	1:23.728	1:54.521

#### LAP 8 @ 17:23:53.472

NO	BEHIND	LAP TIME
861		1:42.414
86	0.916	1:42.483
99	1 Lap	1:56.258
4	35.968	1:45.415
65	52.774	1:48.685
18	1:23.368	1:52.877
42	1 Lap	2:06.702
67	1:24.387	1:50.767
29	1:32.820	1:52.912
48	1:33.255	1:51.941

#### LAP 9 @ 17:25:33.576

NO	BEHIND	LAP TIME
861		1:40.104
86	1.508	1:40.696
99	1 Lap	1:54.867

4 41.384 1:45.520  
65 1:00.708 1:48.038  
18 1:33.316 1:50.052  
67 1:34.334 1:50.051

#### LAP 10 @ 17:27:13.493

NO	BEHIND	LAP TIME
861		1:39.917
86	3.912	1:42.321
29	1 Lap	1:52.848
48	1 Lap	1:53.272
42	2 Laps	2:04.085
4	46.404	1:44.937
99	1 Lap	2:02.717
65	1:09.845	1:49.054
18	1:43.398	1:49.999
67	1:48.292	1:53.875

Weather / Track : Rain / Wet

Results can be found at [www.tsl-timing.com](http://www.tsl-timing.com)

Snetterton 200

Circuit Length = 1.9840 miles

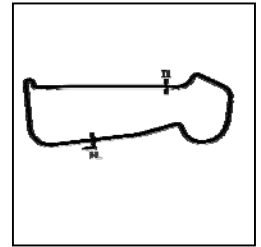
Start: 17:10 Flag 17:27 End: 17:29

Printed - 17:32 Sunday, 26 August 2018

# BMCRC - MRO Championships 2018 - Rnd 8 @ Snetterton 200

## Team Green Junior Cup & Senior 300

### RACE 18 - SECTOR ANALYSIS



SECTOR 1 = FL to I1, SECTOR 2 = I1 to FL, DIFF = Difference To Personal Best Lap, P = Crossed Finish Line in Pit Lane, D = Time Disallowed

P1 861 J Owen JENNER		Kawasaki -				
IDEAL LAP TIME : 1:39.650		BEST LAP TIME : 1:39.871		DIFFERENCE : 0.221		
LAP	SECTOR 1	SECTOR 2	LAP TIME	MPH	DIFF	TIME OF DAY
1 -		54.346	1:47.184	66.63	7.313	17:12:05.148
2 -	47.876	53.881	1:41.757	70.19	1.886	17:13:46.905
3 -	47.706	53.479	1:41.185	70.58	1.314	17:15:28.090
4 -	47.607	53.625	1:41.232	70.55	1.361	17:17:09.322
5 -	47.689	52.931	1:40.620	70.98	0.749	17:18:49.942
6 -	46.841	53.030	<b>1:39.871 (1)</b>	<b>71.51</b>		<b>17:20:29.813</b>
7 -	47.681	53.564	1:41.245	70.54	1.374	17:22:11.058
8 -	49.272	53.142	1:42.414	69.74	2.543	17:23:53.472
9 -	47.243	<b>52.861</b>	1:40.104 (3)	71.35	0.233	17:25:33.576
10 -	<b>46.789</b>	53.128	1:39.917 (2)	71.48	0.046	17:27:13.493

P2 86 S Jamie KELMAN		Kawasaki - Fastlane motorcycles				
IDEAL LAP TIME : 1:40.186		BEST LAP TIME : 1:40.186		DIFFERENCE : 0.000		
LAP	SECTOR 1	SECTOR 2	LAP TIME	MPH	DIFF	TIME OF DAY
1 -		54.013	1:47.574	66.39	7.388	17:12:05.538
2 -	48.064	53.629	1:41.693	70.23	1.507	17:13:47.231
3 -	47.962	53.240	1:41.202	70.57	1.016	17:15:28.433
4 -	47.782	53.344	1:41.126	70.63	0.940	17:17:09.559
5 -	<b>47.239</b>	<b>52.947</b>	<b>1:40.186 (1)</b>	<b>71.29</b>		<b>17:18:49.745</b>
6 -	47.452	53.057	1:40.509 (2)	71.06	0.323	17:20:30.254
7 -	47.530	54.121	1:41.651	70.26	1.465	17:22:11.905
8 -	48.894	53.589	1:42.483	69.69	2.297	17:23:54.388
9 -	47.451	53.245	1:40.696 (3)	70.93	0.510	17:25:35.084
10 -	47.499	54.822	1:42.321	69.80	2.135	17:27:17.405

P3 4 J James DUTTON		Kawasaki -				
IDEAL LAP TIME : 1:44.345		BEST LAP TIME : 1:44.937		DIFFERENCE : 0.592		
LAP	SECTOR 1	SECTOR 2	LAP TIME	MPH	DIFF	TIME OF DAY
1 -		<b>55.151</b>	1:49.730	65.09	4.793	17:12:07.694
2 -	49.873	56.125	1:45.998	67.38	1.061	17:13:53.692
3 -	49.881	56.669	1:46.550	67.03	1.613	17:15:40.242
4 -	49.607	56.573	1:46.180	67.26	1.243	17:17:26.422
5 -	49.564	56.539	1:46.103	67.31	1.166	17:19:12.525
6 -	49.686	55.504	1:45.190 (2)	67.90	0.253	17:20:57.715
7 -	49.812	56.498	1:46.310	67.18	1.373	17:22:44.025
8 -	49.677	55.738	1:45.415 (3)	67.75	0.478	17:24:29.440
9 -	<b>49.194</b>	56.326	1:45.520	67.68	0.583	17:26:14.960
10 -	49.410	55.527	<b>1:44.937 (1)</b>	<b>68.06</b>		<b>17:27:59.897</b>

P4 65 S Konrad BREESE		Kawasaki -				
IDEAL LAP TIME : 1:46.738		BEST LAP TIME : 1:47.167		DIFFERENCE : 0.429		
LAP	SECTOR 1	SECTOR 2	LAP TIME	MPH	DIFF	TIME OF DAY
1 -		<b>56.742</b>	1:52.173	63.67	5.006	17:12:10.137
2 -	50.319	59.618	1:49.937	64.96	2.770	17:14:00.074
3 -	50.530	56.792	1:47.322 (3)	66.55	0.155	17:15:47.396
4 -	<b>49.996</b>	57.171	<b>1:47.167 (1)</b>	<b>66.64</b>		<b>17:17:34.563</b>
5 -	50.437	57.012	1:47.449	66.47	0.282	17:19:22.012
6 -	50.194	57.014	1:47.208 (2)	66.62	0.041	17:21:09.220
7 -	50.829	57.512	1:48.341	65.92	1.174	17:22:57.561
8 -	50.673	58.012	1:48.685	65.71	1.518	17:24:46.246
9 -	50.419	57.619	1:48.038	66.11	0.871	17:26:34.284
10 -	50.604	58.450	1:49.054	65.49	1.887	17:28:23.338

P5 18 J Indy OFFER		Kawasaki - Ace osteopaths				
IDEAL LAP TIME : 1:49.546		BEST LAP TIME : 1:49.999		DIFFERENCE : 0.453		
LAP	SECTOR 1	SECTOR 2	LAP TIME	MPH	DIFF	TIME OF DAY

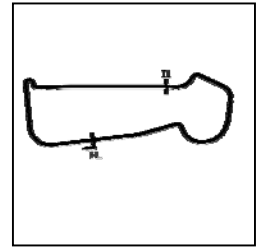
Weather / Track : Rain / Wet

Snetterton 200  
 Circuit Length = 1.9840 miles  
 Start: 17:10 Flag 17:27 End: 17:29

# BMCRC - MRO Championships 2018 - Rnd 8 @ Snetterton 200

## Team Green Junior Cup & Senior 300

### RACE 18 - SECTOR ANALYSIS



SECTOR 1 = FL to I1, SECTOR 2 = I1 to FL, DIFF = Difference To Personal Best Lap, P = Crossed Finish Line in Pit Lane, D = Time Disallowed

1 -		1:00.441	1:58.286	60.38	8.287	17:12:16.250
2 -	51.854	59.589	1:51.443	64.09	1.444	17:14:07.693
3 -	52.252	<b>59.129</b>	1:51.381	64.12	1.382	17:15:59.074
4 -	51.633	59.409	1:51.042 (3)	64.32	1.043	17:17:50.116
5 -	51.598	59.966	1:51.564	64.02	1.565	17:19:41.680
6 -	51.742	59.385	1:51.127	64.27	1.128	17:21:32.807
7 -	51.714	59.442	1:51.156	64.25	1.157	17:23:23.963
8 -	52.351	1:00.526	1:52.877	63.27	2.878	17:25:16.840
9 -	50.624	59.428	1:50.052 (2)	64.90	0.053	17:27:06.892
10 -	<b>50.417</b>	59.582	<b>1:49.999 (1)</b>	<b>64.93</b>		<b>17:28:56.891</b>

P6 67 S		Tony MORRIS		Kawasaki - Chippy racing team			
IDEAL LAP TIME : 1:49.813		BEST LAP TIME : 1:50.051		DIFFERENCE : 0.238			
LAP	SECTOR 1	SECTOR 2	LAP TIME	MPH	DIFF	TIME OF DAY	
1 -		1:00.189	1:57.739	60.66	7.688	17:12:15.703	
2 -	52.193	59.731	1:51.924	63.81	1.873	17:14:07.627	
3 -	52.209	59.327	1:51.536	64.03	1.485	17:15:59.163	
4 -	53.847	59.218	1:53.065	63.17	3.014	17:17:52.228	
5 -	53.141	58.610	1:51.751	63.91	1.700	17:19:43.979	
6 -	52.689	58.805	1:51.494 (3)	64.06	1.443	17:21:35.473	
7 -	52.941	58.678	1:51.619	63.99	1.568	17:23:27.092	
8 -	53.000	<b>57.767</b>	1:50.767 (2)	64.48	0.716	17:25:17.859	
9 -	<b>52.046</b>	58.005	<b>1:50.051 (1)</b>	<b>64.90</b>		<b>17:27:07.910</b>	
10 -	52.912	1:00.963	1:53.875	62.72	3.824	17:29:01.785	

P7 29 S		Charlie STONE		Kawasaki -			
IDEAL LAP TIME : 1:50.875		BEST LAP TIME : 1:50.875		DIFFERENCE : 0.000			
LAP	SECTOR 1	SECTOR 2	LAP TIME	MPH	DIFF	TIME OF DAY	
1 -		1:00.348	2:00.124	59.45	9.249	17:12:18.088	
2 -	52.965	59.592	1:52.557	63.45	1.682	17:14:10.645	
3 -	52.498	59.827	1:52.325 (3)	63.58	1.450	17:16:02.970	
4 -	52.408	59.385	1:51.793 (2)	63.89	0.918	17:17:54.763	
5 -	<b>51.725</b>	<b>59.150</b>	<b>1:50.875 (1)</b>	<b>64.41</b>		<b>17:19:45.638</b>	
6 -	52.769	1:01.529	1:54.298	62.49	3.423	17:21:39.936	
7 -	52.721	1:00.723	1:53.444	62.96	2.569	17:23:33.380	
8 -	52.628	1:00.284	1:52.912	63.25	2.037	17:25:26.292	
9 -	52.404	1:00.444	1:52.848	63.29	1.973	17:27:19.140	

P8 48 S		Kevin SABBARTON		Kawasaki -			
IDEAL LAP TIME : 1:50.627		BEST LAP TIME : 1:50.627		DIFFERENCE : 0.000			
LAP	SECTOR 1	SECTOR 2	LAP TIME	MPH	DIFF	TIME OF DAY	
1 -		1:00.577	2:00.851	59.10	10.224	17:12:18.815	
2 -	52.921	1:01.240	1:54.161	62.56	3.534	17:14:12.976	
3 -	52.440	1:00.468	1:52.908	63.25	2.281	17:16:05.884	
4 -	52.547	59.301	1:51.848 (2)	63.85	1.221	17:17:57.732	
5 -	<b>51.832</b>	<b>58.795</b>	<b>1:50.627 (1)</b>	<b>64.56</b>		<b>17:19:48.359</b>	
6 -	51.842	1:00.064	1:51.906 (3)	63.82	1.279	17:21:40.265	
7 -	53.537	1:00.984	1:54.521	62.36	3.894	17:23:34.786	
8 -	52.168	59.773	1:51.941	63.80	1.314	17:25:26.727	
9 -	52.554	1:00.718	1:53.272	63.05	2.645	17:27:19.999	

P9 99 S		Christopher COWAN		Kawasaki -			
IDEAL LAP TIME : 1:53.830		BEST LAP TIME : 1:54.867		DIFFERENCE : 1.037			
LAP	SECTOR 1	SECTOR 2	LAP TIME	MPH	DIFF	TIME OF DAY	
1 -		1:03.875	2:05.339	56.98	10.472	17:12:23.303	
2 -	53.991	1:02.822	1:56.813	61.14	1.946	17:14:20.116	
3 -	53.706	1:02.094	1:55.800 (2)	61.67	0.933	17:16:15.916	
4 -	53.129	1:03.557	1:56.686	61.21	1.819	17:18:12.602	
5 -	57.359	<b>1:00.914</b>	1:58.273	60.39	3.406	17:20:10.875	
6 -	<b>52.916</b>	1:03.685	1:56.601	61.25	1.734	17:22:07.476	

Weather / Track : Rain / Wet

Snetterton 200

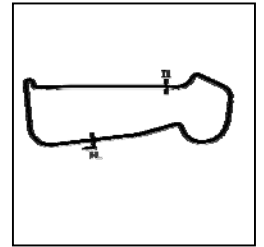
Circuit Length = 1.9840 miles

Start: 17:10 Flag 17:27 End: 17:29

# BMCRC - MRO Championships 2018 - Rnd 8 @ Snetterton 200

## Team Green Junior Cup & Senior 300

### RACE 18 - SECTOR ANALYSIS



SECTOR 1 = FL to I1, SECTOR 2 = I1 to FL, DIFF = Difference To Personal Best Lap, P = Crossed Finish Line in Pit Lane, D = Time Disallowed

7 -	54.288	1:01.970	1:56.258 (3)	61.43	1.391	17:24:03.734
8 -	53.481	1:01.386	<b>1:54.867 (1)</b>	<b>62.18</b>		<b>17:25:58.601</b>
9 -	59.840	1:02.877	2:02.717	58.20	7.850	17:28:01.318

<b>P10</b>	<b>42 J</b>	<b>Christopher JOHNSON</b>	Kawasaki -			
IDEAL LAP TIME : 2:03.377		BEST LAP TIME : 2:04.085	DIFFERENCE : 0.708			
LAP	SECTOR 1	SECTOR 2	LAP TIME	MPH	DIFF	TIME OF DAY
1 -		<b>1:07.258</b>	2:12.909	53.73	8.824	17:12:30.873
2 -	59.331	1:08.849	2:08.180	55.72	4.095	17:14:39.053
3 -	58.614	1:10.470	2:09.084	55.33	4.999	17:16:48.137
4 -	57.446	1:10.047	2:07.493	56.02	3.408	17:18:55.630
5 -	57.460	1:08.619	2:06.079 (2)	56.65	1.994	17:21:01.709
6 -	1:00.037	1:08.913	2:08.950	55.38	4.865	17:23:10.659
7 -	57.048	1:09.654	2:06.702 (3)	56.37	2.617	17:25:17.361
8 -	<b>56.119</b>	1:07.966	<b>2:04.085 (1)</b>	<b>57.56</b>		<b>17:27:21.446</b>

<b>P11</b>	<b>6 S</b>	<b>Martin COOPER</b>	Kawasaki -			
IDEAL LAP TIME : 1:44.860		BEST LAP TIME : 1:45.594	DIFFERENCE : 0.734			
LAP	SECTOR 1	SECTOR 2	LAP TIME	MPH	DIFF	TIME OF DAY
1 -		56.152	1:53.313	63.03	7.719	17:12:11.277
2 -	50.394	55.688	1:46.082	67.33	0.488	17:13:57.359
3 -	50.096	56.349	1:46.445	67.10	0.851	17:15:43.804
4 -	50.022	55.991	1:46.013 (3)	67.37	0.419	17:17:29.817
5 -	50.392	<b>55.436</b>	1:45.828 (2)	67.49	0.234	17:19:15.645
6 -	<b>49.424</b>	56.170	<b>1:45.594 (1)</b>	<b>67.64</b>		<b>17:21:01.239</b>

<b>P12</b>	<b>44 S</b>	<b>Duane SUTCH</b>	Kawasaki - Shawell Tuning and Racing Serv			
IDEAL LAP TIME : 1:48.420		BEST LAP TIME : 1:49.585	DIFFERENCE : 1.165			
LAP	SECTOR 1	SECTOR 2	LAP TIME	MPH	DIFF	TIME OF DAY
1 -		1:01.559	2:03.944	57.62	14.359	17:12:21.908
2 -	52.734	59.657	1:52.391	63.55	2.806	17:14:14.299
3 -	52.327	59.355	1:51.682 (3)	63.95	2.097	17:16:05.981
4 -	52.482	<b>57.103</b>	<b>1:49.585 (1)</b>	<b>65.17</b>		<b>17:17:55.566</b>
5 -	<b>51.317</b>	58.855	1:50.172 (2)	64.83	0.587	17:19:45.738

<b>P13</b>	<b>20 S</b>	<b>Kai DICKINSON</b>	Kawasaki - Mum and Dad			
IDEAL LAP TIME : 1:55.343		BEST LAP TIME : 1:55.709	DIFFERENCE : 0.366			
LAP	SECTOR 1	SECTOR 2	LAP TIME	MPH	DIFF	TIME OF DAY
1 -		<b>1:02.086</b>	2:03.338	57.91	7.629	17:12:21.302
2 -	<b>53.257</b>	1:02.452	<b>1:55.709 (1)</b>	<b>61.72</b>		<b>17:14:17.011</b>
3 -	54.272	1:02.800	1:57.072 (2)	61.00	1.363	17:16:14.083
4 -	53.615	1:04.510	1:58.125 (3)	60.46	2.416	17:18:12.208

<b>P14</b>	<b>70 S</b>	<b>Sean HALL</b>	Kawasaki - S and y ceramics			
IDEAL LAP TIME : 2:02.141		BEST LAP TIME :	DIFFERENCE :			
LAP	SECTOR 1	SECTOR 2	LAP TIME	MPH	DIFF	TIME OF DAY
1 -		<b>1:05.212</b>	2:10.036	54.92		17:12:28.000

# BMCRC - MRO Championships 2018 - Rnd 8 @ Snetterton 200

## Team Green Junior Cup & Senior 300

### RACE 18 - BEST SECTORS

SECTOR 1			SECTOR 2			IDEAL / BEST COMPARISON						
POS	NO	NAME	TIME	NO	NAME	TIME	POS	NO	NAME	IDEAL	BEST	DIFF
									<b>PERFECT LAP</b>	<b>1:39.650</b>		
1	861	JENNER	<b>46.789</b>	861	JENNER	<b>52.861</b>	1	861	JENNER	1:39.650	1:39.871	0.221
2	86	KELMAN	<b>47.239</b>	86	KELMAN	<b>52.947</b>	2	86	KELMAN	1:40.186	1:40.186	0.000
3	4	DUTTON	<b>49.194</b>	4	DUTTON	<b>55.151</b>	3	4	DUTTON	1:44.345	1:44.937	0.592
4	6	COOPER	<b>49.424</b>	6	COOPER	<b>55.436</b>	4	6	COOPER	1:44.860	1:45.594	0.734
5	65	BREESE	<b>49.996</b>	65	BREESE	<b>56.742</b>	5	65	BREESE	1:46.738	1:47.167	0.429
6	18	OFFER	<b>50.417</b>	44	SUTCH	<b>57.103</b>	6	44	SUTCH	1:48.420	1:49.585	1.165
7	44	SUTCH	<b>51.317</b>	67	MORRIS	<b>57.767</b>	7	18	OFFER	1:49.546	1:49.999	0.453
8	29	STONE	<b>51.725</b>	48	SABBARTON	<b>58.795</b>	8	67	MORRIS	1:49.813	1:50.051	0.238
9	48	SABBARTON	<b>51.832</b>	18	OFFER	<b>59.129</b>	9	48	SABBARTON	1:50.627	1:50.627	0.000
10	67	MORRIS	<b>52.046</b>	29	STONE	<b>59.150</b>	10	29	STONE	1:50.875	1:50.875	0.000
11	99	COWAN	<b>52.916</b>	99	COWAN	<b>1:00.914</b>	11	99	COWAN	1:53.830	1:54.867	1.037
12	20	DICKINSON	<b>53.257</b>	20	DICKINSON	<b>1:02.086</b>	12	20	DICKINSON	1:55.343	1:55.709	0.366
13	42	JOHNSON	<b>56.119</b>	70	HALL	<b>1:05.212</b>	13	70	HALL	2:02.141		
14	70	HALL	<b>56.929</b>	42	JOHNSON	<b>1:07.258</b>	14	42	JOHNSON	2:03.377	2:04.085	0.708
15												

Weather / Track : Rain / Wet

Results can be found at [www.tsl-timing.com](http://www.tsl-timing.com)

Snetterton 200

Circuit Length = 1.9840 miles

Start: 17:10 Flag 17:27 End: 17:29

Printed - 17:31 Sunday, 26 August 2018

BMCRC-MRO Championships 2018



# Reactive Parts MRO Powerbikes inc BG Products Clubman 1000 & BMCRC Rookie 1000

Snetterton 200 Circuit

25<sup>th</sup> / 26<sup>th</sup> August 2018



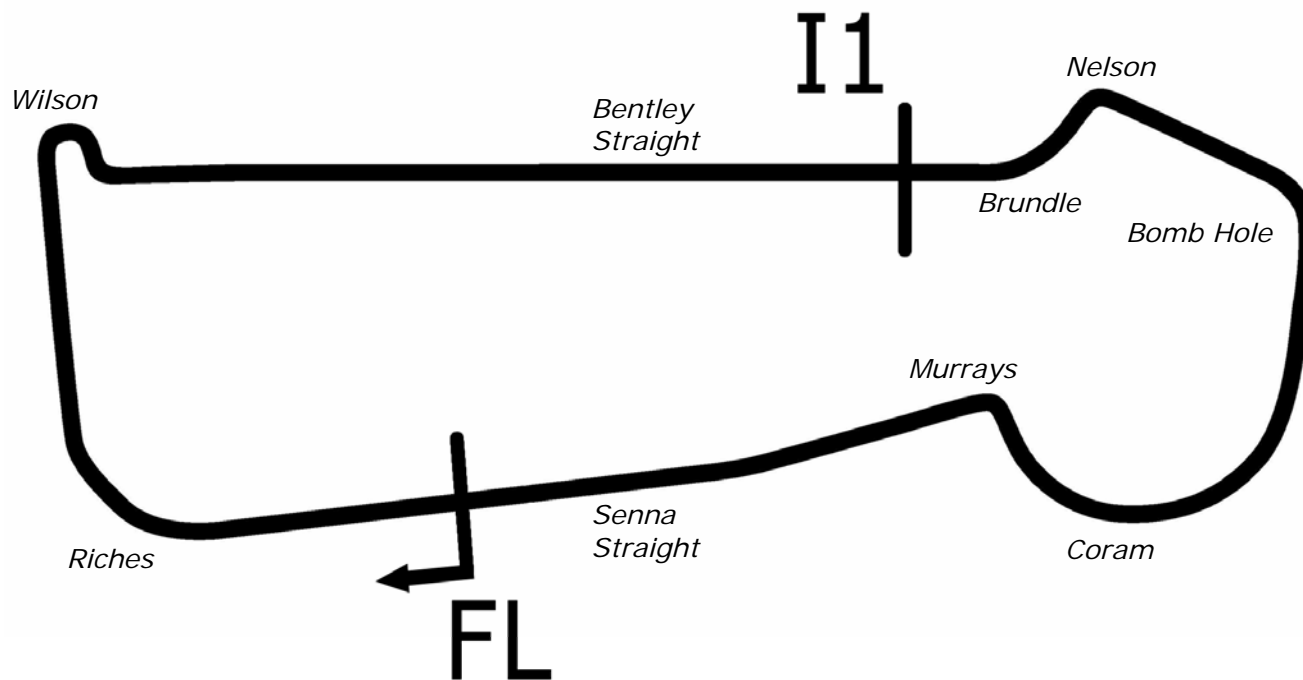
Results Provided by Timing Solutions Ltd  
[www.tsl-timing.com](http://www.tsl-timing.com)

# Snetterton 200



SPORTS TIMING

TIMING SOLUTIONS LTD



Length	1.9840 miles	3193.0 m
FL		52.46340 N 0.94476 E
I1	1612m	52.46617 N 0.94964 E
Pit Entry	2987m	52.46364 N 0.94774 E
Pit Exit	40m after FL	52.46338 N 0.94420 E
Pit Entry–Pit Exit 246m, 14.7s @60kph, 11.0s @80kph		

All results available at [www.tsl-timing.com](http://www.tsl-timing.com)

# BMCRC - MRO Championships 2018 - Rnd 8 @ Snetterton 200

Reactive Parts MRO Powerbikes inc BG Products Clubman 1000 & L&W Contractor

## QUALIFYING - CLASSIFICATION



POS	NO	CL	PIC NAME	ENTRY	TIME	ON	LAPS	GAP	DIFF	MPH
1	99		1 Anthony JOHNSON	BMW - Bexhill gearboxes	1:10.627	5	13			101.13
2	72		2 Michael O'BRIEN	Yamaha -	1:11.749	7	7	1.122	1.122	99.54
3	2		3 Peter BAKER	Kawasaki - Dodfrey Engineering	1:11.941	10	11	1.314	0.192	99.28
4	54		4 Steve HENEGHAN	Yamaha - ReactiveParts.com	1:11.983	10	13	1.356	0.042	99.22
5	62	C	1 Kevin SILVAIN	Kawasaki - KSAUTOS	1:12.068	12	13	1.441	0.085	99.10
6	33		5 Michael NEEVES	BMW - Prime Factors Racing	1:12.408	6	7	1.781	0.340	98.64
7	56		6 Keith WEBSTER	Kawasaki -	1:12.717	8	11	2.090	0.309	98.22
8	10	C	2 Paul WILBY	Yamaha - MOREMOTO	1:13.309	11	11	2.682	0.592	97.43
9	272	R	1 Daniel JOHNSON	BMW -	1:13.432	10	14	2.805	0.123	97.26
10	175	R	2 Mark KENDLE	Kawasaki - LiMAR OILTOOLS	1:13.676	8	9	3.049	0.244	96.94
11	8		7 John COUGHLAN	Aprilia - BIKERSWORLD	1:14.514	6	9	3.887	0.838	95.85
12	37	C	3 Aldo MORELLO	Yamaha - Bitstocks & Reveal	1:15.030	9	13	4.403	0.516	95.19
13	195	R	3 Glenn WALSH	Kawasaki - GW ELECTRICAL	1:15.205	11	13	4.578	0.175	94.97
14	76		8 Jason BYARD	Suzuki - May Construction	1:15.482	4	6	4.855	0.277	94.62
15	133		9 Ben NEEVES	BMW -	1:15.519	8	11	4.892	0.037	94.57
16	110	R	4 Peter GUNN	BMW - Cannon BMW Motorrad	1:15.716	12	13	5.089	0.197	94.33
17	24		10 Alan SMITH	Kawasaki - Orwells Mcs	1:15.864	10	10	5.237	0.148	94.14
18	12		11 David COMBRINCK	Honda -	1:16.489	13	13	5.862	0.625	93.37
19	50	R	5 Dan WELFORD	Suzuki - SEG Sussex Electric Gates/ Vistec systems	1:18.525	6	12	7.898	2.036	90.95
20	333	C	4 Andrew HOUGHTON	Kawasaki - Greenham Kawasaki	1:18.930	10	12	8.303	0.405	90.49
21	97	R	6 Antony James STROUD	Kawaski - A class asbestos limited	1:19.004	10	10	8.377	0.074	90.40
22	3	C	5 Darren WARNER	Yamaha -	1:19.713	8	8	9.086	0.709	89.60
23	646	R	7 Suki RAI	Aprilia -	1:20.666	9	12	10.039	0.953	88.54

Snetterton 200  
 Circuit Length = 1.9840 miles  
 Start: 10:33 Flag 10:51 End: 10:53

Weather / Track : Bright / Dry  
 These results are provisional until the conclusion of any judicial and technical matters.

Clerk Of Course :	Timekeeper :
-------------------	--------------

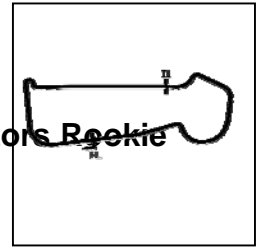
Results can be found at [www.tsl-timing.com](http://www.tsl-timing.com)

Printed - 10:56 Saturday, 25 August 2018



# BMCRC - MRO Championships 2018 - Rnd 8 @ Snetterton 200

Reactive Parts MRO Powerbikes inc BG Products Clubman 1000 & L&W Contractors Rookie



## QUALIFYING - SECTOR ANALYSIS

SECTOR 1 = FL to I1, SECTOR 2 = I1 to FL, DIFF = Difference To Personal Best Lap, P = Crossed Finish Line in Pit Lane, D = Time Disallowed

P1 99		Anthony JOHNSON		BMW - Bexhill gearboxes		
IDEAL LAP TIME : 1:10.627		BEST LAP TIME : 1:10.627		DIFFERENCE : 0.000		
LAP	SECTOR 1	SECTOR 2	LAP TIME	MPH	DIFF	TIME OF DAY
1 -	OUTLAP	40.893	1:22.847	86.21	12.220	10:38:21.749
2 -	33.769	38.917	1:12.686	98.26	2.059	10:39:34.435
3 -	32.872	38.610	1:11.482	99.92	0.855	10:40:45.917
4 -	33.132	38.263	1:11.395 (3)	100.04	0.768	10:41:57.312
5 -	<b>32.644</b>	<b>37.983</b>	<b>1:10.627 (1)</b>	<b>101.13</b>		<b>10:43:07.939</b>
6 -	33.798	39.737	1:13.535	97.13	2.908	10:44:21.474
7 -	32.654	38.177	1:10.831 (2)	100.83	0.204	10:45:32.305
8 -	33.218	38.587	1:11.805	99.47	1.178	10:46:44.110
9 -	32.737	40.882	1:13.619	97.02	2.992	10:47:57.729
10 -	32.822	38.705	1:11.527	99.85	0.900	10:49:09.256
11 -	32.929	40.024	1:12.953	97.90	2.326	10:50:22.209
12 -	36.113	38.766	1:14.879	95.38	4.252	10:51:37.088
13 -	33.843	39.167	1:13.010	97.82	2.383	10:52:50.098

P2 72		Michael O'BRIEN		Yamaha -		
IDEAL LAP TIME : 1:11.749		BEST LAP TIME : 1:11.749		DIFFERENCE : 0.000		
LAP	SECTOR 1	SECTOR 2	LAP TIME	MPH	DIFF	TIME OF DAY
1 -	40.910	43.699	1:24.609	84.41	12.860	10:36:53.093
2 -	36.370	41.142	1:17.512	92.14	5.763	10:38:10.605
3 -	34.006	39.404	1:13.410	97.29	1.661	10:39:24.015
4 -	33.636	39.711	1:13.347	97.38	1.598	10:40:37.362
5 -	33.465	38.930	1:12.395 (2)	98.66	0.646	10:41:49.757
6 -	33.350	39.197	1:12.547 (3)	98.45	0.798	10:43:02.304
7 -	<b>33.183</b>	<b>38.566</b>	<b>1:11.749 (1)</b>	<b>99.54</b>		<b>10:44:14.053</b>

P3 2		Peter BAKER		Kawasaki - Dodfrey Engineering		
IDEAL LAP TIME : 1:11.941		BEST LAP TIME : 1:11.941		DIFFERENCE : 0.000		
LAP	SECTOR 1	SECTOR 2	LAP TIME	MPH	DIFF	TIME OF DAY
1 -	39.315	42.018	1:21.333	87.81	9.392	10:36:36.948
2 -	34.077	39.302	1:13.379	97.33	1.438	10:37:50.327
3 -	34.554	39.104	1:13.658	96.96	1.717	10:39:03.985
4 -	34.458	38.901	1:13.359	97.36	1.418	10:40:17.344
5 -	34.381	40.236	1:14.617	95.72	2.676	10:41:31.961
6 -	33.661	39.461	1:13.122	97.67	1.181	10:42:45.083
7 -	33.777	39.055	1:12.832 (3)	98.06	0.891	10:43:57.915
8 -	34.122	38.839	1:12.961	97.89	1.020	10:45:10.876
9 -	33.501	39.991	1:13.492	97.18	1.551	10:46:24.368
10 -	<b>33.416</b>	<b>38.525</b>	<b>1:11.941 (1)</b>	<b>99.28</b>		<b>10:47:36.309</b>
11 -	33.475	38.839	1:12.314 (2)	98.77	0.373	10:48:48.623

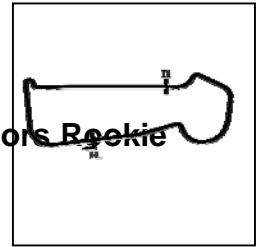
P4 54		Steve HENEGHAN		Yamaha - ReactiveParts.com		
IDEAL LAP TIME : 1:11.814		BEST LAP TIME : 1:11.983		DIFFERENCE : 0.169		
LAP	SECTOR 1	SECTOR 2	LAP TIME	MPH	DIFF	TIME OF DAY
1 -	37.759	42.616	1:20.375	88.86	8.392	10:37:22.502
2 -	36.087	41.805	1:17.892	91.69	5.909	10:38:40.394
3 -	35.507	39.464	1:14.971	95.27	2.988	10:39:55.365
4 -	34.305	39.933	1:14.238	96.21	2.255	10:41:09.603
5 -	34.237	39.025	1:13.262	97.49	1.279	10:42:22.865
6 -	<b>33.134</b>	38.913	1:12.047 (2)	99.13	0.064	10:43:34.912
7 -	33.769	38.814	1:12.583	98.40	0.600	10:44:47.495
8 -	33.807	39.670	1:13.477	97.20	1.494	10:46:00.972
9 -	33.831	38.717	1:12.548 (3)	98.45	0.565	10:47:13.520
10 -	33.303	<b>38.680</b>	<b>1:11.983 (1)</b>	<b>99.22</b>		<b>10:48:25.503</b>
11 -	35.206	IN PIT	1:47.902 P	66.19	35.919	10:50:13.405
12 -	OUTLAP	39.801	1:16.391	93.49	4.408	10:51:29.796
13 -	33.748	39.107	1:12.855	98.03	0.872	10:52:42.651

Weather / Track : Bright / Dry

Snetterton 200  
Circuit Length = 1.9840 miles  
Start: 10:33 Flag 10:51 End: 10:53

# BMCRC - MRO Championships 2018 - Rnd 8 @ Snetterton 200

Reactive Parts MRO Powerbikes inc BG Products Clubman 1000 & L&W Contractors Rookie



## QUALIFYING - SECTOR ANALYSIS

SECTOR 1 = FL to I1, SECTOR 2 = I1 to FL, DIFF = Difference To Personal Best Lap, P = Crossed Finish Line in Pit Lane, D = Time Disallowed

P5 62 C		Kevin SILVAIN		Kawasaki - KSAUTOS			
IDEAL LAP TIME : 1:12.026		BEST LAP TIME : 1:12.068		DIFFERENCE : 0.042			
LAP	SECTOR 1	SECTOR 2	LAP TIME	MPH	DIFF	TIME OF DAY	
1 -	39.549	43.787	1:23.336	85.70	11.268	10:36:16.793	
2 -	35.379	40.064	1:15.443	94.67	3.375	10:37:32.236	
3 -	34.794	40.021	1:14.815	95.46	2.747	10:38:47.051	
4 -	35.016	40.209	1:15.225	94.94	3.157	10:40:02.276	
5 -	34.292	38.784	1:13.076	97.74	1.008	10:41:15.352	
6 -	34.551	39.183	1:13.734	96.86	1.666	10:42:29.086	
7 -	34.246	38.945	1:13.191	97.58	1.123	10:43:42.277	
8 -	<b>33.802</b>	38.776	1:12.578 (3)	98.41	0.510	10:44:54.855	
9 -	33.931	38.590	1:12.521 (2)	98.48	0.453	10:46:07.376	
10 -	34.175	38.505	1:12.680	98.27	0.612	10:47:20.056	
11 -	34.382	38.939	1:13.321	97.41	1.253	10:48:33.377	
12 -	33.844	<b>38.224</b>	<b>1:12.068 (1)</b>	<b>99.10</b>		<b>10:49:45.445</b>	
13 -	34.551	39.413	1:13.964	96.56	1.896	10:50:59.409	

P6 33		Michael NEEVES		BMW - Prime Factors Racing			
IDEAL LAP TIME : 1:12.374		BEST LAP TIME : 1:12.408		DIFFERENCE : 0.034			
LAP	SECTOR 1	SECTOR 2	LAP TIME	MPH	DIFF	TIME OF DAY	
1 -	39.406	44.562	1:23.968	85.06	11.560	10:37:21.417	
2 -	36.931	41.854	1:18.785	90.65	6.377	10:38:40.202	
3 -	35.239	39.749	1:14.988	95.24	2.580	10:39:55.190	
4 -	34.201	40.016	1:14.217	96.23	1.809	10:41:09.407	
5 -	35.108	39.103	1:14.211 (3)	96.24	1.803	10:42:23.618	
6 -	<b>33.624</b>	38.784	<b>1:12.408 (1)</b>	<b>98.64</b>		<b>10:43:36.026</b>	
7 -	33.893	<b>38.750</b>	1:12.643 (2)	98.32	0.235	10:44:48.669	

P7 56		Keith WEBSTER		Kawasaki -			
IDEAL LAP TIME : 1:12.717		BEST LAP TIME : 1:12.717		DIFFERENCE : 0.000			
LAP	SECTOR 1	SECTOR 2	LAP TIME	MPH	DIFF	TIME OF DAY	
1 -	OUTLAP	41.412	1:21.628	87.50	8.911	10:37:46.010	
2 -	34.679	41.430	1:16.109	93.84	3.392	10:39:02.119	
3 -	34.287	40.211	1:14.498	95.87	1.781	10:40:16.617	
4 -	34.483	40.207	1:14.690	95.62	1.973	10:41:31.307	
5 -	34.077	39.492	1:13.569 (3)	97.08	0.852	10:42:44.876	
6 -	34.381	39.646	1:14.027	96.48	1.310	10:43:58.903	
7 -	35.240	39.720	1:14.960	95.28	2.243	10:45:13.863	
8 -	<b>33.654</b>	<b>39.063</b>	<b>1:12.717 (1)</b>	<b>98.22</b>		<b>10:46:26.580</b>	
9 -	33.790	39.937	1:13.727	96.87	1.010	10:47:40.307	
10 -	34.827	40.247	1:15.074	95.13	2.357	10:48:55.381	
11 -	33.941	39.435	1:13.376 (2)	97.34	0.659	10:50:08.757	

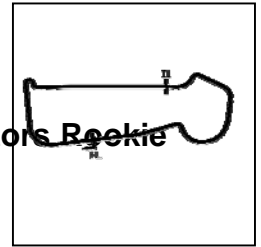
P8 10 C		Paul WILBY		Yamaha - MOREMOTO			
IDEAL LAP TIME : 1:13.192		BEST LAP TIME : 1:13.309		DIFFERENCE : 0.117			
LAP	SECTOR 1	SECTOR 2	LAP TIME	MPH	DIFF	TIME OF DAY	
1 -	38.603	42.704	1:21.307	87.84	7.998	10:36:19.349	
2 -	35.978	41.417	1:17.395	92.28	4.086	10:37:36.744	
3 -	34.464	40.038	1:14.502	95.87	1.193	10:38:51.246	
4 -	34.656	40.384	1:15.040	95.18	1.731	10:40:06.286	
5 -	34.541	39.996	1:14.537	95.82	1.228	10:41:20.823	
6 -	34.625	40.635	1:15.260	94.90	1.951	10:42:36.083	
7 -	34.334	39.530	1:13.864 (3)	96.69	0.555	10:43:49.947	
8 -	34.240	39.250	1:13.490 (2)	97.19	0.181	10:45:03.437	
9 -	34.277	IN PIT	2:25.506 P	49.08	1:12.197	10:47:28.943	
10 -	OUTLAP	39.558	1:17.400	92.28	4.091	10:48:46.343	
11 -	34.149	<b>39.160</b>	<b>1:13.309 (1)</b>	<b>97.43</b>		<b>10:49:59.652</b>	

Weather / Track : Bright / Dry

Snetterton 200  
Circuit Length = 1.9840 miles  
Start: 10:33 Flag 10:51 End: 10:53

# BMCRC - MRO Championships 2018 - Rnd 8 @ Snetterton 200

Reactive Parts MRO Powerbikes inc BG Products Clubman 1000 & L&W Contractors Rookies



## QUALIFYING - SECTOR ANALYSIS

SECTOR 1 = FL to I1, SECTOR 2 = I1 to FL, DIFF = Difference To Personal Best Lap, P = Crossed Finish Line in Pit Lane, D = Time Disallowed

P9 272 R Daniel JOHNSON		BMW -				
IDEAL LAP TIME : 1:13.025		BEST LAP TIME : 1:13.432		DIFFERENCE : 0.407		
LAP	SECTOR 1	SECTOR 2	LAP TIME	MPH	DIFF	TIME OF DAY
1 -	39.487	44.607	1:24.094	84.93	10.662	10:36:29.974
2 -	35.536	41.034	1:16.570	93.28	3.138	10:37:46.544
3 -	34.648	41.334	1:15.982	94.00	2.550	10:39:02.526
4 -	34.468	40.054	1:14.522	95.84	1.090	10:40:17.048
5 -	34.325	40.180	1:14.505	95.86	1.073	10:41:31.553
6 -	34.305	39.622	1:13.927	96.61	0.495	10:42:45.480
7 -	33.947	40.741	1:14.688	95.63	1.256	10:44:00.168
8 -	34.529	40.118	1:14.647	95.68	1.215	10:45:14.815
9 -	33.894	39.675	1:13.569 (3)	97.08	0.137	10:46:28.384
10 -	<b>33.605</b>	39.827	<b>1:13.432 (1)</b>	<b>97.26</b>		<b>10:47:41.816</b>
11 -	33.677	40.673	1:14.350	96.06	0.918	10:48:56.166
12 -	34.131	<b>39.420</b>	1:13.551 (2)	97.10	0.119	10:50:09.717
13 -	34.108	40.454	1:14.562	95.79	1.130	10:51:24.279
14 -	33.998	39.700	1:13.698	96.91	0.266	10:52:37.977

P10 175 R Mark KENDLE		Kawasaki - LIMAR OILTOOLS				
IDEAL LAP TIME : 1:13.524		BEST LAP TIME : 1:13.676		DIFFERENCE : 0.152		
LAP	SECTOR 1	SECTOR 2	LAP TIME	MPH	DIFF	TIME OF DAY
1 -	OUTLAP	41.986	1:23.878	85.15	10.202	10:38:04.850
2 -	35.146	41.074	1:16.220	93.70	2.544	10:39:21.070
3 -	34.870	40.264	1:15.134	95.06	1.458	10:40:36.204
4 -	34.006	40.171	1:14.177 (3)	96.29	0.501	10:41:50.381
5 -	34.427	39.913	1:14.340	96.07	0.664	10:43:04.721
6 -	35.646	39.849	1:15.495	94.60	1.819	10:44:20.216
7 -	<b>33.940</b>	40.057	1:13.997 (2)	96.52	0.321	10:45:34.213
8 -	34.092	<b>39.584</b>	<b>1:13.676 (1)</b>	<b>96.94</b>		<b>10:46:47.889</b>
9 -	34.174	40.216	1:14.390	96.01	0.714	10:48:02.279

P11 8 John COUGHLAN		Aprilia - BIKERSWORLD				
IDEAL LAP TIME : 1:14.514		BEST LAP TIME : 1:14.514		DIFFERENCE : 0.000		
LAP	SECTOR 1	SECTOR 2	LAP TIME	MPH	DIFF	TIME OF DAY
1 -	44.474	46.975	1:31.449	78.10	16.935	10:36:44.280
2 -	37.479	42.353	1:19.832	89.46	5.318	10:38:04.112
3 -	35.713	40.941	1:16.654	93.17	2.140	10:39:20.766
4 -	35.828	40.596	1:16.424	93.45	1.910	10:40:37.190
5 -	35.144	40.394	1:15.538 (2)	94.55	1.024	10:41:52.728
6 -	<b>34.728</b>	<b>39.786</b>	<b>1:14.514 (1)</b>	<b>95.85</b>		<b>10:43:07.242</b>
7 -	35.333	40.634	1:15.967	94.02	1.453	10:44:23.209
8 -	35.586	40.936	1:16.522	93.33	2.008	10:45:39.731
9 -	35.491	40.442	1:15.933 (3)	94.06	1.419	10:46:55.664

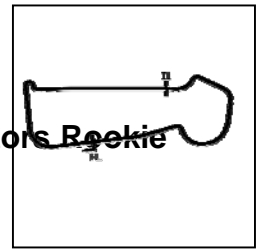
P12 37 C Aldo MORELLO		Yamaha - Bitstocks & Reveal				
IDEAL LAP TIME : 1:14.964		BEST LAP TIME : 1:15.030		DIFFERENCE : 0.066		
LAP	SECTOR 1	SECTOR 2	LAP TIME	MPH	DIFF	TIME OF DAY
1 -	39.216	44.049	1:23.265	85.78	8.235	10:37:02.680
2 -	36.729	43.019	1:19.748	89.56	4.718	10:38:22.428
3 -	35.570	41.930	1:17.500	92.16	2.470	10:39:39.928
4 -	35.448	41.146	1:16.594	93.25	1.564	10:40:56.522
5 -	35.306	41.148	1:16.454	93.42	1.424	10:42:12.976
6 -	35.270	41.264	1:16.534	93.32	1.504	10:43:29.510
7 -	35.067	40.837	1:15.904	94.09	0.874	10:44:45.414
8 -	35.256	40.606	1:15.862 (3)	94.15	0.832	10:46:01.276
9 -	35.002	<b>40.028</b>	<b>1:15.030 (1)</b>	<b>95.19</b>		<b>10:47:16.306</b>
10 -	35.067	41.454	1:16.521	93.34	1.491	10:48:32.827
11 -	<b>34.936</b>	40.438	1:15.374 (2)	94.76	0.344	10:49:48.201
12 -	35.426	41.589	1:17.015	92.74	1.985	10:51:05.216
13 -	35.307	41.294	1:16.601	93.24	1.571	10:52:21.817

Weather / Track : Bright / Dry

Snetterton 200  
Circuit Length = 1.9840 miles  
Start: 10:33 Flag 10:51 End: 10:53

# BMCRC - MRO Championships 2018 - Rnd 8 @ Snetterton 200

Reactive Parts MRO Powerbikes inc BG Products Clubman 1000 & L&W Contractors Rookies



## QUALIFYING - SECTOR ANALYSIS

SECTOR 1 = FL to I1, SECTOR 2 = I1 to FL, DIFF = Difference To Personal Best Lap, P = Crossed Finish Line in Pit Lane, D = Time Disallowed

P13 195 R		Glenn WALSH		Kawasaki - GW ELECTRICAL			
IDEAL LAP TIME : 1:15.205		BEST LAP TIME : 1:15.205		DIFFERENCE : 0.000			
LAP	SECTOR 1	SECTOR 2	LAP TIME	MPH	DIFF	TIME OF DAY	
1 -	40.371	44.879	1:25.250	83.78	10.045	10:36:21.929	
2 -	37.490	43.226	1:20.716	88.48	5.511	10:37:42.645	
3 -	36.634	42.920	1:19.554	89.78	4.349	10:39:02.199	
4 -	35.795	41.156	1:16.951	92.81	1.746	10:40:19.150	
5 -	35.159	41.334	1:16.493	93.37	1.288	10:41:35.643	
6 -	35.423	40.968	1:16.391	93.49	1.186	10:42:52.034	
7 -	35.116	40.649	1:15.765 (2)	94.27	0.560	10:44:07.799	
8 -	35.136	41.205	1:16.341	93.56	1.136	10:45:24.140	
9 -	34.995	41.127	1:16.122	93.83	0.917	10:46:40.262	
10 -	35.123	41.339	1:16.462	93.41	1.257	10:47:56.724	
<b>11 -</b>	<b>34.886</b>	<b>40.319</b>	<b>1:15.205 (1)</b>	<b>94.97</b>		<b>10:49:11.929</b>	
12 -	35.109	41.068	1:16.177	93.76	0.972	10:50:28.106	
13 -	35.059	40.733	1:15.792 (3)	94.23	0.587	10:51:43.898	

P14 76		Jason BYARD		Suzuki - May Construction			
IDEAL LAP TIME : 1:15.385		BEST LAP TIME : 1:15.482		DIFFERENCE : 0.097			
LAP	SECTOR 1	SECTOR 2	LAP TIME	MPH	DIFF	TIME OF DAY	
1 -	40.117	43.923	1:24.040	84.98	8.558	10:36:56.411	
2 -	35.527	41.414	1:16.941	92.83	1.459	10:38:13.352	
3 -	35.617	40.674	1:16.291	93.62	0.809	10:39:29.643	
<b>4 -</b>	<b>34.880</b>	<b>40.602</b>	<b>1:15.482 (1)</b>	<b>94.62</b>		<b>10:40:45.125</b>	
5 -	35.037	<b>40.556</b>	1:15.593 (2)	94.48	0.111	10:42:00.718	
6 -	<b>34.829</b>	41.101	1:15.930 (3)	94.06	0.448	10:43:16.648	

P15 133		Ben NEEVES		BMW -			
IDEAL LAP TIME : 1:15.234		BEST LAP TIME : 1:15.519		DIFFERENCE : 0.285			
LAP	SECTOR 1	SECTOR 2	LAP TIME	MPH	DIFF	TIME OF DAY	
1 -	38.355	42.871	1:21.226	87.93	5.707	10:36:11.543	
2 -	35.181	41.193	1:16.374	93.52	0.855	10:37:27.917	
3 -	35.199	42.170	1:17.369	92.31	1.850	10:38:45.286	
4 -	35.194	41.943	1:17.137	92.59	1.618	10:40:02.423	
5 -	35.631	42.454	1:18.085	91.47	2.566	10:41:20.508	
6 -	34.690	41.464	1:16.154	93.79	0.635	10:42:36.662	
7 -	35.202	41.525	1:16.727	93.09	1.208	10:43:53.389	
<b>8 -</b>	<b>34.727</b>	<b>40.792</b>	<b>1:15.519 (1)</b>	<b>94.57</b>		<b>10:45:08.908</b>	
9 -	<b>34.602</b>	41.002	1:15.604 (2)	94.47	0.085	10:46:24.512	
10 -	35.019	<b>40.632</b>	1:15.651 (3)	94.41	0.132	10:47:40.163	
11 -	35.022	40.863	1:15.885	94.12	0.366	10:48:56.048	

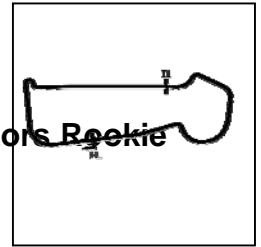
P16 110 R		Peter GUNN		BMW - Cannon BMW Motorrad			
IDEAL LAP TIME : 1:15.518		BEST LAP TIME : 1:15.716		DIFFERENCE : 0.198			
LAP	SECTOR 1	SECTOR 2	LAP TIME	MPH	DIFF	TIME OF DAY	
1 -	44.265	48.897	1:33.162	76.66	17.446	10:37:22.781	
2 -	38.211	44.636	1:22.847	86.21	7.131	10:38:45.628	
3 -	39.066	42.835	1:21.901	87.20	6.185	10:40:07.529	
4 -	35.699	41.427	1:17.126	92.60	1.410	10:41:24.655	
5 -	35.932	41.878	1:17.810	91.79	2.094	10:42:42.465	
6 -	35.587	42.032	1:17.619	92.02	1.903	10:44:00.084	
7 -	35.783	41.579	1:17.362	92.32	1.646	10:45:17.446	
8 -	34.837	41.220	1:16.057 (3)	93.91	0.341	10:46:33.503	
9 -	35.527	41.134	1:16.661	93.17	0.945	10:47:50.164	
10 -	35.322	41.523	1:16.845	92.94	1.129	10:49:07.009	
11 -	35.652	40.923	1:16.575	93.27	0.859	10:50:23.584	
<b>12 -</b>	<b>35.005</b>	<b>40.711</b>	<b>1:15.716 (1)</b>	<b>94.33</b>		<b>10:51:39.300</b>	
13 -	<b>34.807</b>	40.998	1:15.805 (2)	94.22	0.089	10:52:55.105	

Weather / Track : Bright / Dry

Snetterton 200  
Circuit Length = 1.9840 miles  
Start: 10:33 Flag 10:51 End: 10:53

# BMCRC - MRO Championships 2018 - Rnd 8 @ Snetterton 200

Reactive Parts MRO Powerbikes inc BG Products Clubman 1000 & L&W Contractors Rookie



## QUALIFYING - SECTOR ANALYSIS

SECTOR 1 = FL to I1, SECTOR 2 = I1 to FL, DIFF = Difference To Personal Best Lap, P = Crossed Finish Line in Pit Lane, D = Time Disallowed

P17 24		Alan SMITH		Kawasaki - Orwells Mcs			
IDEAL LAP TIME : 1:15.731		BEST LAP TIME : 1:15.864		DIFFERENCE : 0.133			
LAP	SECTOR 1	SECTOR 2	LAP TIME	MPH	DIFF	TIME OF DAY	
1 -	41.029	46.095	1:27.124	81.98	11.260	10:36:58.993	
2 -	38.689	43.371	1:22.060	87.04	6.196	10:38:21.053	
3 -	36.069	42.138	1:18.207	91.32	2.343	10:39:39.260	
4 -	35.686	41.701	1:17.387	92.29	1.523	10:40:56.647	
5 -	36.223	41.276	1:17.499	92.16	1.635	10:42:14.146	
6 -	35.464	40.842	1:16.306	93.60	0.442	10:43:30.452	
7 -	35.479	41.058	1:16.537	93.32	0.673	10:44:46.989	
8 -	35.307	40.858	1:16.165 (3)	93.77	0.301	10:46:03.154	
9 -	35.398	<b>40.639</b>	1:16.037 (2)	93.93	0.173	10:47:19.191	
10 -	<b>35.092</b>	40.772	<b>1:15.864 (1)</b>	<b>94.14</b>		<b>10:48:35.055</b>	

P18 12		David COMBRINCK		Honda -			
IDEAL LAP TIME : 1:16.211		BEST LAP TIME : 1:16.489		DIFFERENCE : 0.278			
LAP	SECTOR 1	SECTOR 2	LAP TIME	MPH	DIFF	TIME OF DAY	
1 -	43.660	47.360	1:31.020	78.47	14.531	10:36:16.673	
2 -	37.890	43.404	1:21.294	87.86	4.805	10:37:37.967	
3 -	35.843	41.935	1:17.778	91.83	1.289	10:38:55.745	
4 -	35.944	42.627	1:18.571	90.90	2.082	10:40:14.316	
5 -	36.328	41.961	1:18.289	91.23	1.800	10:41:32.605	
6 -	35.630	41.597	1:17.227	92.48	0.738	10:42:49.832	
7 -	35.347	41.694	1:17.041 (2)	92.71	0.552	10:44:06.873	
8 -	35.695	41.437	1:17.132 (3)	92.60	0.643	10:45:24.005	
9 -	35.836	41.622	1:17.458	92.21	0.969	10:46:41.463	
10 -	<b>35.222</b>	42.067	1:17.289	92.41	0.800	10:47:58.752	
11 -	35.676	42.698	1:18.374	91.13	1.885	10:49:17.126	
12 -	35.550	42.513	1:18.063	91.49	1.574	10:50:35.189	
13 -	35.500	<b>40.989</b>	<b>1:16.489 (1)</b>	<b>93.37</b>		<b>10:51:51.678</b>	

P19 50 R		Dan WELFORD		Suzuki - SEG Sussex Electric Gates/ Vistec systems			
IDEAL LAP TIME : 1:17.723		BEST LAP TIME : 1:18.525		DIFFERENCE : 0.802			
LAP	SECTOR 1	SECTOR 2	LAP TIME	MPH	DIFF	TIME OF DAY	
1 -	44.483	50.652	1:35.135	75.07	16.610	10:37:14.788	
2 -	39.166	45.410	1:24.576	84.45	6.051	10:38:39.364	
3 -	38.134	43.763	1:21.897	87.21	3.372	10:40:01.261	
4 -	36.495	42.906	1:19.401	89.95	0.876	10:41:20.662	
5 -	36.534	42.899	1:19.433	89.91	0.908	10:42:40.095	
6 -	36.018	42.507	<b>1:18.525 (1)</b>	<b>90.95</b>		<b>10:43:58.620</b>	
7 -	37.388	42.875	1:20.263	88.98	1.738	10:45:18.883	
8 -	36.154	42.463	1:18.617	90.85	0.092	10:46:37.500	
9 -	35.917	44.463	1:20.380	88.85	1.855	10:47:57.880	
10 -	36.179	42.670	1:18.849	90.58	0.324	10:49:16.729	
11 -	<b>35.508</b>	43.028	1:18.536 (2)	90.94	0.011	10:50:35.265	
12 -	36.342	<b>42.215</b>	1:18.557 (3)	90.92	0.032	10:51:53.822	

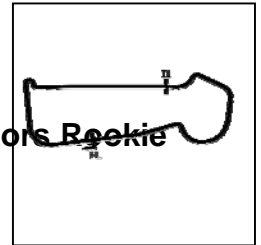
P20 333 C		Andrew HOUGHTON		Kawasaki - Greenham Kawasaki			
IDEAL LAP TIME : 1:18.764		BEST LAP TIME : 1:18.930		DIFFERENCE : 0.166			
LAP	SECTOR 1	SECTOR 2	LAP TIME	MPH	DIFF	TIME OF DAY	
1 -	OUTLAP	52.143	1:37.695	73.11	18.765	10:37:15.235	
2 -	42.761	49.493	1:32.254	77.42	13.324	10:38:47.489	
3 -	40.305	47.011	1:27.316	81.80	8.386	10:40:14.805	
4 -	39.036	46.243	1:25.279	83.75	6.349	10:41:40.084	
5 -	38.329	45.315	1:23.644	85.39	4.714	10:43:03.728	
6 -	38.200	43.999	1:22.199	86.89	3.269	10:44:25.927	
7 -	36.447	42.739	1:19.186 (3)	90.19	0.256	10:45:45.113	
8 -	36.492	42.679	1:19.171 (2)	90.21	0.241	10:47:04.284	
9 -	<b>36.142</b>	43.098	1:19.240	90.13	0.310	10:48:23.524	
10 -	36.308	<b>42.622</b>	<b>1:18.930 (1)</b>	<b>90.49</b>		<b>10:49:42.454</b>	

Weather / Track : Bright / Dry

Snetterton 200  
Circuit Length = 1.9840 miles  
Start: 10:33 Flag 10:51 End: 10:53

# BMCRC - MRO Championships 2018 - Rnd 8 @ Snetterton 200

Reactive Parts MRO Powerbikes inc BG Products Clubman 1000 & L&W Contractors Rookie



## QUALIFYING - SECTOR ANALYSIS

SECTOR 1 = FL to I1, SECTOR 2 = I1 to FL, DIFF = Difference To Personal Best Lap, P = Crossed Finish Line in Pit Lane, D = Time Disallowed

11 -	38.454	44.754	1:23.208	85.83	4.278	10:51:05.662
12 -	37.169	42.937	1:20.106	89.16	1.176	10:52:25.768

P21 97 R		Antony James STROUD		Kawaski - A class asbestos limited			
IDEAL LAP TIME : 1:18.733		BEST LAP TIME : 1:19.004		DIFFERENCE : 0.271			
LAP	SECTOR 1	SECTOR 2	LAP TIME	MPH	DIFF	TIME OF DAY	
1 -	43.348	48.424	1:31.772	77.82	12.768	10:36:18.211	
2 -	38.773	43.829	1:22.602	86.46	3.598	10:37:40.813	
3 -	38.197	44.203	1:22.400	86.68	3.396	10:39:03.213	
4 -	37.176	42.914	1:20.090	89.18	1.086	10:40:23.303	
5 -	37.098	<b>42.069</b>	1:19.167 (3)	90.22	0.163	10:41:42.470	
6 -	36.804	44.179	1:20.983	88.19	1.979	10:43:03.453	
7 -	36.834	42.518	1:19.352	90.01	0.348	10:44:22.805	
8 -	37.157	42.398	1:19.555	89.78	0.551	10:45:42.360	
9 -	<b>36.664</b>	42.427	1:19.091 (2)	90.30	0.087	10:47:01.451	
10 -	36.935	<b>42.069</b>	<b>1:19.004 (1)</b>	<b>90.40</b>		<b>10:48:20.455</b>	

P22 3 C		Darren WARNER		Yamaha -			
IDEAL LAP TIME : 1:19.127		BEST LAP TIME : 1:19.713		DIFFERENCE : 0.586			
LAP	SECTOR 1	SECTOR 2	LAP TIME	MPH	DIFF	TIME OF DAY	
1 -	39.890	45.268	1:25.158	83.87	5.445	10:37:21.319	
2 -	38.224	43.458	1:21.682 (3)	87.44	1.969	10:38:43.001	
3 -	<b>36.339</b>	IN PIT	2:23.155 P	49.89	1:03.442	10:41:06.156	
4 -	OUTLAP	43.857	1:26.554	82.52	6.841	10:42:32.710	
5 -	37.716	IN PIT	3:26.277 P	34.62	2:06.564	10:45:58.987	
6 -	OUTLAP	43.653	1:27.077	82.02	7.364	10:47:26.064	
7 -	37.224	<b>42.788</b>	1:20.012 (2)	89.26	0.299	10:48:46.076	
8 -	36.504	43.209	<b>1:19.713 (1)</b>	<b>89.60</b>		<b>10:50:05.789</b>	

P23 646 R		Suki RAI		Aprilia -			
IDEAL LAP TIME : 1:20.478		BEST LAP TIME : 1:20.666		DIFFERENCE : 0.188			
LAP	SECTOR 1	SECTOR 2	LAP TIME	MPH	DIFF	TIME OF DAY	
1 -	41.319	46.825	1:28.144	81.03	7.478	10:36:58.763	
2 -	38.970	46.299	1:25.269	83.76	4.603	10:38:24.032	
3 -	38.684	45.108	1:23.792	85.24	3.126	10:39:47.824	
4 -	38.831	45.145	1:23.976	85.05	3.310	10:41:11.800	
5 -	38.431	44.473	1:22.904	86.15	2.238	10:42:34.704	
6 -	37.276	<b>43.591</b>	1:20.867 (2)	88.32	0.201	10:43:55.571	
7 -	37.797	44.139	1:21.936	87.17	1.270	10:45:17.507	
8 -	37.831	43.996	1:21.827	87.28	1.161	10:46:39.334	
9 -	<b>36.887</b>	43.779	<b>1:20.666 (1)</b>	<b>88.54</b>		<b>10:48:00.000</b>	
10 -	37.525	43.659	1:21.184	87.97	0.518	10:49:21.184	
11 -	37.639	43.955	1:21.594	87.53	0.928	10:50:42.778	
12 -	37.233	43.705	1:20.938 (3)	88.24	0.272	10:52:03.716	

Weather / Track : Bright / Dry

Snetterton 200  
Circuit Length = 1.9840 miles  
Start: 10:33 Flag 10:51 End: 10:53

# BMCRC - MRO Championships 2018 - Rnd 8 @ Snetterton 200

Reactive Parts MRO Powerbikes inc BG Products Clubman 1000 & L&W Contractors Rookie '18

## QUALIFYING - BEST SECTORS

SECTOR 1			SECTOR 2			IDEAL / BEST COMPARISON						
POS	NO	NAME	TIME	NO	NAME	TIME	POS	NO	NAME	IDEAL	BEST	DIFF
									<b>PERFECT LAP</b>	<b>1:10.627</b>		
1	99	JOHNSON	<b>32.644</b>	99	JOHNSON	<b>37.983</b>	1	99	JOHNSON	1:10.627	1:10.627	0.000
2	54	HENEGHAN	<b>33.134</b>	62	SILVAIN	<b>38.224</b>	2	72	O'BRIEN	1:11.749	1:11.749	0.000
3	72	O'BRIEN	<b>33.183</b>	2	BAKER	<b>38.525</b>	3	54	HENEGHAN	1:11.814	1:11.983	0.169
4	2	BAKER	<b>33.416</b>	72	O'BRIEN	<b>38.566</b>	4	2	BAKER	1:11.941	1:11.941	0.000
5	272	JOHNSON	<b>33.605</b>	54	HENEGHAN	<b>38.680</b>	5	62	SILVAIN	1:12.026	1:12.068	0.042
6	33	NEEVES	<b>33.624</b>	33	NEEVES	<b>38.750</b>	6	33	NEEVES	1:12.374	1:12.408	0.034
7	56	WEBSTER	<b>33.654</b>	56	WEBSTER	<b>39.063</b>	7	56	WEBSTER	1:12.717	1:12.717	0.000
8	62	SILVAIN	<b>33.802</b>	10	WILBY	<b>39.160</b>	8	272	JOHNSON	1:13.025	1:13.432	0.407
9	175	KENDLE	<b>33.940</b>	272	JOHNSON	<b>39.420</b>	9	10	WILBY	1:13.192	1:13.309	0.117
10	10	WILBY	<b>34.032</b>	175	KENDLE	<b>39.584</b>	10	175	KENDLE	1:13.524	1:13.676	0.152
11	133	NEEVES	<b>34.602</b>	8	COUGHLAN	<b>39.786</b>	11	8	COUGHLAN	1:14.514	1:14.514	0.000
12	8	COUGHLAN	<b>34.728</b>	37	MORELLO	<b>40.028</b>	12	37	MORELLO	1:14.964	1:15.030	0.066
13	110	GUNN	<b>34.807</b>	195	WALSH	<b>40.319</b>	13	195	WALSH	1:15.205	1:15.205	0.000
14	76	BYARD	<b>34.829</b>	76	BYARD	<b>40.556</b>	14	133	NEEVES	1:15.234	1:15.519	0.285
15	195	WALSH	<b>34.886</b>	133	NEEVES	<b>40.632</b>	15	76	BYARD	1:15.385	1:15.482	0.097
16	37	MORELLO	<b>34.936</b>	24	SMITH	<b>40.639</b>	16	110	GUNN	1:15.518	1:15.716	0.198
17	24	SMITH	<b>35.092</b>	110	GUNN	<b>40.711</b>	17	24	SMITH	1:15.731	1:15.864	0.133
18	12	COMBRINCK	<b>35.222</b>	12	COMBRINCK	<b>40.989</b>	18	12	COMBRINCK	1:16.211	1:16.489	0.278
19	50	WELFORD	<b>35.508</b>	97	STROUD	<b>42.069</b>	19	50	WELFORD	1:17.723	1:18.525	0.802
20	333	HOUGHTON	<b>36.142</b>	50	WELFORD	<b>42.215</b>	20	97	STROUD	1:18.733	1:19.004	0.271
21	3	WARNER	<b>36.339</b>	333	HOUGHTON	<b>42.622</b>	21	333	HOUGHTON	1:18.764	1:18.930	0.166
22	97	STROUD	<b>36.664</b>	3	WARNER	<b>42.788</b>	22	3	WARNER	1:19.127	1:19.713	0.586
23	646	RAI	<b>36.887</b>	646	RAI	<b>43.591</b>	23	646	RAI	1:20.478	1:20.666	0.188

Weather / Track : Bright / Dry

Results can be found at [www.tsl-timing.com](http://www.tsl-timing.com)

Snetterton 200

Circuit Length = 1.9840 miles

Start: 10:33 Flag 10:51 End: 10:53

Printed - 10:56 Saturday, 25 August 2018

# BMCRC - MRO Championships 2018 - Rnd 8 @ Snetterton 200

Reactive Parts MRO Powerbikes inc BG Products Clubman 1000 & L&W Contractor

## RACE 6 - GRID (12 Laps)



ROW 8	24	25	Louis BARTLETT	1:20.666	23	646	Suki RAI	1:19.713	22	3	Darren WARNER	
ROW 7		21	97	Antony James STROUD	1:19.004	20	333	Andrew HOUGHTON	1:18.930	19	50	Dan WELFORD
ROW 6	18	12	David COMBRINCK	1:16.489	17	24	Alan SMITH	1:15.864	16	110	Peter GUNN	
ROW 5		15	133	Ben NEEVES	1:15.519	14	76	Jason BYARD	1:15.482	13	195	Glenn WALSH
ROW 4	12	37	Aldo MORELLO	1:15.030	11	8	John COUGHLAN	1:14.514	10	175	Mark KENDLE	
ROW 3		9	272	Daniel JOHNSON	1:13.432	8	10	Paul WILBY	1:13.309	7	56	Keith WEBSTER
ROW 2	6	33	Michael NEEVES	1:12.408	5	62	Kevin SILVAIN	1:12.068	4	54	Steve HENEGHAN	
ROW 1		3	2	Peter BAKER	1:11.941	2	72	Michael O'BRIEN	1:11.749	1	99	Anthony JOHNSON
											<b>Pole</b>	

Snetterton 200  
Circuit Length = 1.9840 miles

These results are provisional until the conclusion of any judicial and technical matters.

Clerk Of Course :	Timekeeper :
-------------------	--------------

Results can be found at [www.tsl-timing.com](http://www.tsl-timing.com)

Printed - 10:58 Saturday, 25 August 2018



# BMCRC - MRO Championships 2018 - Rnd 8 @ Snetterton 200



Reactive Parts MRO Powerbikes inc BG Products Clubman 1000 & L&W Contractor

## RACE 6 - CLASSIFICATION

POS	NO	CL	PIC NAME	ENTRY	LAPS	TIME	GAP	DIFF	MPH	BEST	ON
1	99		1 Anthony JOHNSON	BMW - Bexhill gearboxes	12	14:17.433			99.96	1:10.730	7
2	72		2 Michael O'BRIEN	Yamaha -	12	14:25.599	8.166	8.166	99.01	1:11.294	4
3	54		3 Steve HENEGHAN	Yamaha - ReactiveParts.com	12	14:29.353	11.920	3.754	98.59	1:11.559	8
4	2		4 Peter BAKER	Kawasaki - Dodfrey Engineering	12	14:33.314	15.881	3.961	98.14	1:11.802	7
5	62	C	1 Kevin SILVAIN	Kawasaki - KSAUTOS	12	14:39.947	22.514	6.633	97.40	1:12.274	9
6	10	C	2 Paul WILBY	Yamaha - MOREMOTO	12	14:40.447	23.014	0.500	97.34	1:12.049	9
7	56		5 Keith WEBSTER	Kawasaki -	12	14:40.857	23.424	0.410	97.30	1:12.326	2
8	33		6 Michael NEEVES	BMW - Prime Factors Racing	12	14:41.858	24.425	1.001	97.19	1:11.947	6
9	272	R	1 Daniel JOHNSON	BMW -	12	14:49.406	31.973	7.548	96.36	1:13.218	4
10	175	R	2 Mark KENDLE	Kawasaki - LiMAR OILTOOLS	12	15:03.222	45.789	13.816	94.89	1:13.425	11
11	76		7 Jason BYARD	Suzuki - May Construction	12	15:05.007	47.574	1.785	94.70	1:13.748	8
12	8		8 John COUGHLAN	Aprilia - BIKERSWORLD	12	15:05.167	47.734	0.160	94.69	1:14.057	7
13	133		9 Ben NEEVES	BMW -	12	15:06.549	49.116	1.382	94.54	1:13.624	8
14	195	R	3 Glenn WALSH	Kawasaki - GW ELECTRICAL	12	15:13.917	56.484	7.368	93.78	1:14.814	8
15	37	C	3 Aldo MORELLO	Yamaha - Bitstocks & Reveal	12	15:19.816	1:02.383	5.899	93.18	1:14.727	5
16	24		10 Alan SMITH	Kawasaki - Orwells Mcs	12	15:20.217	1:02.784	0.401	93.14	1:14.780	12
17	110	R	4 Peter GUNN	BMW - Cannon BMW Motorrad	11	14:20.772	1 Lap	1 Lap	91.27	1:16.438	10
18	12		11 David COMBRINCK	Honda -	11	14:21.077	1 Lap	0.305	91.24	1:16.186	11
19	333	C	4 Andrew HOUGHTON	Kawasaki - Greenham Kawasaki	11	14:41.051	1 Lap	19.974	89.17	1:18.456	6
20	50	R	5 Dan WELFORD	Suzuki - SEG Sussex Electric Gates/ Vistec system	11	14:43.583	1 Lap	2.532	88.91	1:17.694	8
21	3	C	5 Darren WARNER	Yamaha -	11	14:46.478	1 Lap	2.895	88.62	1:18.644	10

### NOT CLASSIFIED

DNF	97	R	Antony James STROUD	Kawaski - A class asbestos limited	0
DNF	646	R	Suki RAI	Aprilia -	0

### FASTEST LAP

99	Anthony JOHNSON	BMW - Bexhill gearboxes	7	1:10.730	100.98 mph	162.51 kph
10	Paul WILBY	Yamaha - MOREMOTO	9	1:12.049	99.13 mph	159.54 kph
272	Daniel JOHNSON	BMW -	4	1:13.218	97.55 mph	156.99 kph

Class - 92.5% of Race Speed = 92.46 mph  
 Class C - 92.5% of Race Speed = 90.09 mph  
 Class R - 92.5% of Race Speed = 89.13 mph

Snetterton 200  
 Circuit Length = 1.9840 miles  
 Start: 13:55 Flag 14:10 End: 14:11

Weather / Track : Bright / Dry

These results are provisional until the conclusion of any judicial and technical matters.

Clerk Of Course :	Timekeeper :
-------------------	--------------

Results can be found at [www.tsl-timing.com](http://www.tsl-timing.com)

Printed - 14:12 Saturday, 25 August 2018



# BMCRC - MRO Championships 2018 - Rnd 8 @ Snetterton 200

Reactive Parts MRO Powerbikes inc BG Products Clubman 1000 & L&W Contractors Rookie

## RACE 6 - LAP CHART

### LAP 1 @ 13:57:08.757

NO	BEHIND	LAP TIME
99		1:15.847
72	0.965	1:16.812
54	1.590	1:17.437
2	2.864	1:18.711
33	3.143	1:18.990
56	3.393	1:19.240
62	4.085	1:19.932
10	4.411	1:20.258
272	5.110	1:20.957
195	6.817	1:22.664
8	6.927	1:22.774
37	7.687	1:23.534
175	7.789	1:23.636
76	7.923	1:23.770
133	8.214	1:24.061
24	10.420	1:26.267
333	12.525	1:28.372
12	14.188	1:30.035
3	15.725	1:31.572
110	15.974	1:31.821
50	19.215	1:35.062

### LAP 2 @ 13:58:19.818

NO	BEHIND	LAP TIME
99		1:11.061
72	1.424	1:11.520
54	2.416	1:11.887
2	3.754	1:11.951
33	4.270	1:12.188
56	4.658	1:12.326
62	5.478	1:12.454
10	6.289	1:12.939
272	7.819	1:13.770
195	11.065	1:15.309
8	11.084	1:15.218
76	11.418	1:14.556
175	13.345	1:16.617
37	13.476	1:16.850
133	13.652	1:16.499
24	16.010	1:16.651
333	21.065	1:19.601
12	21.216	1:18.089
110	22.348	1:17.435
3	24.269	1:19.605
50	28.584	1:20.430

### LAP 3 @ 13:59:30.707

NO	BEHIND	LAP TIME
99		1:10.889
72	2.214	1:11.679
54	3.488	1:11.961
2	5.603	1:12.738
33	5.659	1:12.278
56	6.711	1:12.942
62	7.759	1:13.170
10	8.098	1:12.698
272	10.185	1:13.255
8	15.205	1:15.010
195	16.212	1:16.036
76	16.287	1:15.758
175	16.722	1:14.266

133	18.510	1:15.747
37	19.225	1:16.638
24	20.926	1:15.805
12	27.641	1:17.314
110	28.051	1:16.592
333	30.027	1:19.851
3	32.590	1:19.210
50	37.300	1:19.605

### LAP 4 @ 14:00:41.711

NO	BEHIND	LAP TIME
99		1:11.004
72	2.504	1:11.294
54	4.903	1:12.419
2	6.555	1:11.956
33	7.285	1:12.630
56	8.291	1:12.584
62	9.181	1:12.426
10	10.054	1:12.960
272	12.399	1:13.218
8	19.691	1:15.490
76	20.230	1:14.947
195	20.947	1:15.739
175	20.993	1:15.275
133	23.141	1:15.635
37	23.615	1:15.394
24	26.017	1:16.095
110	33.785	1:16.738
12	34.515	1:17.878
333	38.710	1:19.687
3	41.619	1:20.033
50	44.763	1:18.467

### LAP 5 @ 14:01:52.759

NO	BEHIND	LAP TIME
99		1:11.048
72	2.972	1:11.516
54	5.572	1:11.717
2	7.581	1:12.074
33	8.471	1:12.234
56	9.910	1:12.667
62	10.492	1:12.359
10	11.846	1:12.840
272	15.020	1:13.669
8	24.035	1:15.392
175	24.279	1:14.334
76	24.784	1:15.602
195	25.659	1:15.760
133	26.739	1:14.646
37	27.294	1:14.727
24	31.304	1:16.335
110	40.387	1:17.650
12	41.105	1:17.638
333	47.226	1:19.564
3	50.285	1:19.714
50	52.713	1:18.998

### LAP 6 @ 14:03:03.547

NO	BEHIND	LAP TIME
99		1:10.788
72	3.857	1:11.673
54	6.753	1:11.969
2	9.095	1:12.302

33	9.630	1:11.947
56	12.031	1:12.909
62	12.201	1:12.497
10	13.819	1:12.761
272	17.541	1:13.309
175	27.799	1:14.308
8	28.473	1:15.226
76	28.967	1:14.971
195	29.786	1:14.915
133	30.057	1:14.106
37	32.102	1:15.596
24	37.332	1:16.816
110	46.264	1:16.665
12	47.141	1:16.824
333	54.894	1:18.456
3	59.416	1:19.919
50	1:01.083	1:19.158

### LAP 7 @ 14:04:14.277

NO	BEHIND	LAP TIME
99		1:10.730
72	4.462	1:11.335
54	7.785	1:11.762
2	10.167	1:11.802
33	10.869	1:11.969
56	13.859	1:12.558
62	14.202	1:12.731
10	15.240	1:12.151
272	20.398	1:13.587
175	31.219	1:14.150
8	31.800	1:14.057
76	32.574	1:14.337
133	33.430	1:14.103
195	34.297	1:15.241
37	36.950	1:15.578
24	42.385	1:15.783
110	52.324	1:16.790
12	52.835	1:16.424
333	1:03.357	1:19.193
3	1:07.817	1:19.131
50	1:09.969	1:19.616

### LAP 8 @ 14:05:25.172

NO	BEHIND	LAP TIME
99		1:10.895
72	5.089	1:11.522
54	8.449	1:11.559
2	11.518	1:12.246
33	11.921	1:11.947
56	15.372	1:12.408
62	15.911	1:12.604
10	16.982	1:12.637
272	23.008	1:13.505
175	33.800	1:13.476
8	35.131	1:14.226
76	35.427	1:13.748
133	36.159	1:13.624
195	38.216	1:14.814
37	41.851	1:15.796
24	47.261	1:15.771
110	58.282	1:16.853
12	58.742	1:16.802
333	1:10.932	1:18.470

### LAP 9 @ 14:06:36.356

NO	BEHIND	LAP TIME
99		1:11.184
3	1 Lap	1:19.179
50	1 Lap	1:17.694
72	5.652	1:11.747
54	8.900	1:11.635
2	12.345	1:12.011
33	13.012	1:12.275
56	16.743	1:12.555
62	17.001	1:12.274
10	17.847	1:12.049
272	25.130	1:13.306
175	37.045	1:14.429
8	38.650	1:14.703
76	38.919	1:14.676
133	39.393	1:14.418
195	42.109	1:15.077
37	48.015	1:17.348
24	51.599	1:15.522
110	1:04.150	1:17.052
12	1:04.930	1:17.372

### LAP 10 @ 14:07:47.105

NO	BEHIND	LAP TIME
99		1:10.749
72	7.286	1:12.383
333	1 Lap	1:19.667
54	11.704	1:13.553
50	1 Lap	1:18.020
2	13.827	1:12.231
3	1 Lap	1:20.051
33	15.129	1:12.866
56	18.786	1:12.792
62	18.800	1:12.548
10	19.298	1:12.200
272	27.684	1:13.303
175	39.844	1:13.548
8	42.499	1:14.598
76	42.634	1:14.464
133	43.175	1:14.531
195	46.425	1:15.065
37	53.866	1:16.600
24	55.849	1:14.999
110	1:09.839	1:16.438
12	1:10.696	1:16.515

### LAP 11 @ 14:08:58.188

NO	BEHIND	LAP TIME
99		1:11.083
72	7.773	1:11.570
54	12.365	1:11.744
2	16.103	1:13.359
333	1 Lap	1:19.229
33	19.959	1:15.913
50	1 Lap	1:18.312
62	20.617	1:12.900
56	20.740	1:13.037
10	21.386	1:13.171
3	1 Lap	1:18.644
272	30.010	1:13.409
175	42.186	1:13.425
8	45.722	1:14.306

76	45.839	1:14.288
133	46.638	1:14.546
195	52.087	1:16.745
37	58.622	1:15.839
24	1:00.159	1:15.393

### LAP 12 @ 14:10:10.343

NO	BEHIND	LAP TIME
99		1:12.155
110	1 Lap	1:16.738
12	1 Lap	1:16.186
72	8.166	1:12.548
54	11.920	1:11.710
2	15.881	1:11.933
62	22.514	1:14.052
10	23.014	1:13.783
56	23.424	1:14.839
333	1 Lap	1:18.961
33	24.425	1:16.621
50	1 Lap	1:18.221
3	1 Lap	1:19.420
272	31.973	1:14.118
175	45.789	1:15.758
76	47.574	1:13.890
8	47.734	1:14.167
133	49.116	1:14.633
195	56.484	1:16.552
37	1:02.383	1:15.916
24	1:02.784	1:14.780

Snetterton 200

Circuit Length = 1.9840 miles

Start: 13:55 Flag 14:10 End: 14:11

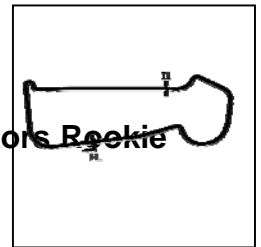
Weather / Track : Bright / Dry

Results can be found at [www.tsl-timing.com](http://www.tsl-timing.com)

Printed - 14:13 Saturday, 25 August 2018

# BMCRC - MRO Championships 2018 - Rnd 8 @ Snetterton 200

Reactive Parts MRO Powerbikes inc BG Products Clubman 1000 & L&W Contractors Rookie



## RACE 6 - SECTOR ANALYSIS

SECTOR 1 = FL to I1, SECTOR 2 = I1 to FL, DIFF = Difference To Personal Best Lap, P = Crossed Finish Line in Pit Lane, D = Time Disallowed

P1 99		Anthony JOHNSON		BMW - Bexhill gearboxes		
IDEAL LAP TIME : 1:10.587		BEST LAP TIME : 1:10.730		DIFFERENCE : 0.143		
LAP	SECTOR 1	SECTOR 2	LAP TIME	MPH	DIFF	TIME OF DAY
1 -		38.429	1:15.847	94.17	5.117	13:57:08.757
2 -	32.891	38.170	1:11.061	100.51	0.331	13:58:19.818
3 -	32.780	38.109	1:10.889	100.75	0.159	13:59:30.707
4 -	32.649	38.355	1:11.004	100.59	0.274	14:00:41.711
5 -	32.731	38.317	1:11.048	100.53	0.318	14:01:52.759
6 -	32.737	38.051	1:10.788 (3)	100.90	0.058	14:03:03.547
7 -	<b>32.632</b>	38.098	<b>1:10.730 (1)</b>	<b>100.98</b>		<b>14:04:14.277</b>
8 -	32.715	38.180	1:10.895	100.74	0.165	14:05:25.172
9 -	33.167	38.017	1:11.184	100.33	0.454	14:06:36.356
10 -	32.794	<b>37.955</b>	1:10.749 (2)	100.95	0.019	14:07:47.105
11 -	32.811	38.272	1:11.083	100.48	0.353	14:08:58.188
12 -	33.793	38.362	1:12.155	98.98	1.425	14:10:10.343

P2 72		Michael O'BRIEN		Yamaha -		
IDEAL LAP TIME : 1:11.217		BEST LAP TIME : 1:11.294		DIFFERENCE : 0.077		
LAP	SECTOR 1	SECTOR 2	LAP TIME	MPH	DIFF	TIME OF DAY
1 -		38.586	1:16.812	92.98	5.518	13:57:09.722
2 -	33.170	38.350	1:11.520	99.86	0.226	13:58:21.242
3 -	33.319	38.360	1:11.679	99.64	0.385	13:59:32.921
4 -	33.033	<b>38.261</b>	<b>1:11.294 (1)</b>	<b>100.18</b>		<b>14:00:44.215</b>
5 -	33.104	38.412	1:11.516 (3)	99.87	0.222	14:01:55.731
6 -	33.149	38.524	1:11.673	99.65	0.379	14:03:07.404
7 -	<b>32.956</b>	38.379	1:11.335 (2)	100.12	0.041	14:04:18.739
8 -	33.032	38.490	1:11.522	99.86	0.228	14:05:30.261
9 -	33.039	38.708	1:11.747	99.55	0.453	14:06:42.008
10 -	33.733	38.650	1:12.383	98.67	1.089	14:07:54.391
11 -	33.153	38.417	1:11.570	99.79	0.276	14:09:05.961
12 -	33.559	38.989	1:12.548	98.45	1.254	14:10:18.509

P3 54		Steve HENEGHAN		Yamaha - ReactiveParts.com		
IDEAL LAP TIME : 1:11.363		BEST LAP TIME : 1:11.559		DIFFERENCE : 0.196		
LAP	SECTOR 1	SECTOR 2	LAP TIME	MPH	DIFF	TIME OF DAY
1 -		38.473	1:17.437	92.23	5.878	13:57:10.347
2 -	33.413	38.474	1:11.887	99.35	0.328	13:58:22.234
3 -	33.404	38.557	1:11.961	99.25	0.402	13:59:34.195
4 -	33.573	38.846	1:12.419	98.62	0.860	14:00:46.614
5 -	33.321	38.396	1:11.717	99.59	0.158	14:01:58.331
6 -	33.418	38.551	1:11.969	99.24	0.410	14:03:10.300
7 -	33.233	38.529	1:11.762	99.53	0.203	14:04:22.062
8 -	33.283	<b>38.276</b>	<b>1:11.559 (1)</b>	<b>99.81</b>		<b>14:05:33.621</b>
9 -	<b>33.087</b>	38.548	1:11.635 (2)	99.70	0.076	14:06:45.256
10 -	33.648	39.905	1:13.553	97.10	1.994	14:07:58.809
11 -	33.188	38.556	1:11.744	99.55	0.185	14:09:10.553
12 -	33.354	38.356	1:11.710 (3)	99.60	0.151	14:10:22.263

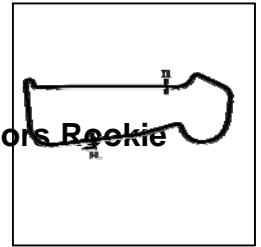
P4 2		Peter BAKER		Kawasaki - Dodfrey Engineering		
IDEAL LAP TIME : 1:11.675		BEST LAP TIME : 1:11.802		DIFFERENCE : 0.127		
LAP	SECTOR 1	SECTOR 2	LAP TIME	MPH	DIFF	TIME OF DAY
1 -		39.328	1:18.711	90.74	6.909	13:57:11.621
2 -	33.484	38.467	1:11.951 (3)	99.26	0.149	13:58:23.572
3 -	33.990	38.748	1:12.738	98.19	0.936	13:59:36.310
4 -	33.591	<b>38.365</b>	1:11.956	99.26	0.154	14:00:48.266
5 -	33.379	38.695	1:12.074	99.10	0.272	14:02:00.340
6 -	33.419	38.883	1:12.302	98.78	0.500	14:03:12.642
7 -	<b>33.310</b>	38.492	<b>1:11.802 (1)</b>	<b>99.47</b>		<b>14:04:24.444</b>
8 -	33.546	38.700	1:12.246	98.86	0.444	14:05:36.690
9 -	33.485	38.526	1:12.011	99.18	0.209	14:06:48.701

Weather / Track : Bright / Dry

Snetterton 200  
Circuit Length = 1.9840 miles  
Start: 13:55 Flag 14:10 End: 14:11

# BMCRC - MRO Championships 2018 - Rnd 8 @ Snetterton 200

Reactive Parts MRO Powerbikes inc BG Products Clubman 1000 & L&W Contractors Rookies



## RACE 6 - SECTOR ANALYSIS

SECTOR 1 = FL to I1, SECTOR 2 = I1 to FL, DIFF = Difference To Personal Best Lap, P = Crossed Finish Line in Pit Lane, D = Time Disallowed

10 -	33.367	38.864	1:12.231	98.88	0.429	14:08:00.932
11 -	34.354	39.005	1:13.359	97.36	1.557	14:09:14.291
12 -	33.389	38.544	1:11.933 (2)	99.29	0.131	14:10:26.224

P5 62 C		Kevin SILVAIN		Kawasaki - KSAUTOS			
IDEAL LAP TIME : 1:12.006		BEST LAP TIME : 1:12.274		DIFFERENCE : 0.268			
LAP	SECTOR 1	SECTOR 2	LAP TIME	MPH	DIFF	TIME OF DAY	
1 -		39.085	1:19.932	89.35	7.658	13:57:12.842	
2 -	33.771	38.683	1:12.454	98.58	0.180	13:58:25.296	
3 -	33.989	39.181	1:13.170	97.61	0.896	13:59:38.466	
4 -	33.782	38.644	1:12.426 (3)	98.61	0.152	14:00:50.892	
5 -	33.787	<b>38.572</b>	1:12.359 (2)	98.70	0.085	14:02:03.251	
6 -	33.697	38.800	1:12.497	98.52	0.223	14:03:15.748	
7 -	34.035	38.696	1:12.731	98.20	0.457	14:04:28.479	
8 -	34.029	38.575	1:12.604	98.37	0.330	14:05:41.083	
9 -	33.531	38.743	<b>1:12.274 (1)</b>	<b>98.82</b>		<b>14:06:53.357</b>	
10 -	<b>33.434</b>	39.114	1:12.548	98.45	0.274	14:08:05.905	
11 -	33.983	38.917	1:12.900	97.97	0.626	14:09:18.805	
12 -	34.459	39.593	1:14.052	96.45	1.778	14:10:32.857	

P6 10 C		Paul WILBY		Yamaha - MOREMOTO			
IDEAL LAP TIME : 1:12.049		BEST LAP TIME : 1:12.049		DIFFERENCE : 0.000			
LAP	SECTOR 1	SECTOR 2	LAP TIME	MPH	DIFF	TIME OF DAY	
1 -		39.305	1:20.258	88.99	8.209	13:57:13.168	
2 -	33.933	39.006	1:12.939	97.92	0.890	13:58:26.107	
3 -	33.798	38.900	1:12.698	98.24	0.649	13:59:38.805	
4 -	34.148	38.812	1:12.960	97.89	0.911	14:00:51.765	
5 -	33.974	38.866	1:12.840	98.05	0.791	14:02:04.605	
6 -	33.698	39.063	1:12.761	98.16	0.712	14:03:17.366	
7 -	33.653	38.498	1:12.151 (2)	98.99	0.102	14:04:29.517	
8 -	33.908	38.729	1:12.637	98.33	0.588	14:05:42.154	
9 -	<b>33.570</b>	<b>38.479</b>	<b>1:12.049 (1)</b>	<b>99.13</b>		<b>14:06:54.203</b>	
10 -	33.634	38.566	1:12.200 (3)	98.92	0.151	14:08:06.403	
11 -	34.039	39.132	1:13.171	97.61	1.122	14:09:19.574	
12 -	34.613	39.170	1:13.783	96.80	1.734	14:10:33.357	

P7 56		Keith WEBSTER		Kawasaki -			
IDEAL LAP TIME : 1:12.018		BEST LAP TIME : 1:12.326		DIFFERENCE : 0.308			
LAP	SECTOR 1	SECTOR 2	LAP TIME	MPH	DIFF	TIME OF DAY	
1 -		39.548	1:19.240	90.13	6.914	13:57:12.150	
2 -	33.690	<b>38.636</b>	<b>1:12.326 (1)</b>	<b>98.75</b>		<b>13:58:24.476</b>	
3 -	34.110	38.832	1:12.942	97.92	0.616	13:59:37.418	
4 -	33.722	38.862	1:12.584	98.40	0.258	14:00:50.002	
5 -	33.835	38.832	1:12.667	98.29	0.341	14:02:02.669	
6 -	33.822	39.087	1:12.909	97.96	0.583	14:03:15.578	
7 -	33.703	38.855	1:12.558	98.43	0.232	14:04:28.136	
8 -	<b>33.382</b>	39.026	1:12.408 (2)	98.64	0.082	14:05:40.544	
9 -	33.528	39.027	1:12.555 (3)	98.44	0.229	14:06:53.099	
10 -	33.413	39.379	1:12.792	98.12	0.466	14:08:05.891	
11 -	33.475	39.562	1:13.037	97.79	0.711	14:09:18.928	
12 -	34.937	39.902	1:14.839	95.43	2.513	14:10:33.767	

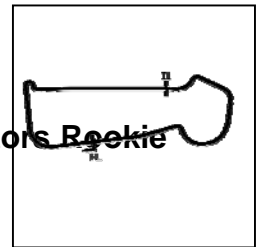
P8 33		Michael NEEVES		BMW - Prime Factors Racing			
IDEAL LAP TIME : 1:11.623		BEST LAP TIME : 1:11.947		DIFFERENCE : 0.324			
LAP	SECTOR 1	SECTOR 2	LAP TIME	MPH	DIFF	TIME OF DAY	
1 -		39.833	1:18.990	90.42	7.043	13:57:11.900	
2 -	33.629	38.559	1:12.188	98.94	0.241	13:58:24.088	
3 -	33.775	38.503	1:12.278	98.82	0.331	13:59:36.366	
4 -	33.978	38.652	1:12.630	98.34	0.683	14:00:48.996	
5 -	33.646	38.588	1:12.234	98.88	0.287	14:02:01.230	

Weather / Track : Bright / Dry

Snetterton 200  
Circuit Length = 1.9840 miles  
Start: 13:55 Flag 14:10 End: 14:11

# BMCRC - MRO Championships 2018 - Rnd 8 @ Snetterton 200

Reactive Parts MRO Powerbikes inc BG Products Clubman 1000 & L&W Contractors Rookie



## RACE 6 - SECTOR ANALYSIS

SECTOR 1 = FL to I1, SECTOR 2 = I1 to FL, DIFF = Difference To Personal Best Lap, P = Crossed Finish Line in Pit Lane, D = Time Disallowed

6 -	33.625	<b>38.322</b>	<b>1:11.947 (1)</b>	<b>99.27</b>		<b>14:03:13.177</b>
7 -	33.516	38.453	1:11.969 (3)	99.24	0.022	14:04:25.146
8 -	<b>33.301</b>	38.646	<b>1:11.947 (1)</b>	<b>99.27</b>		<b>14:05:37.093</b>
9 -	33.656	38.619	1:12.275	98.82	0.328	14:06:49.368
10 -	33.689	39.177	1:12.866	98.02	0.919	14:08:02.234
11 -	34.792	41.121	1:15.913	94.08	3.966	14:09:18.147
12 -	34.504	42.117	1:16.621	93.21	4.674	14:10:34.768

<b>P9 272 R</b>	<b>Daniel JOHNSON</b>	BMW -
IDEAL LAP TIME : 1:12.911	BEST LAP TIME : 1:13.218	DIFFERENCE : 0.307

LAP	SECTOR 1	SECTOR 2	LAP TIME	MPH	DIFF	TIME OF DAY
1 -		40.091	1:20.957	88.22	7.739	13:57:13.867
2 -	33.813	39.957	1:13.770	96.82	0.552	13:58:27.637
3 -	33.865	<b>39.390</b>	1:13.255 (2)	97.50	0.037	13:59:40.892
4 -	<b>33.521</b>	39.697	<b>1:13.218 (1)</b>	<b>97.55</b>		<b>14:00:54.110</b>
5 -	33.839	39.830	1:13.669	96.95	0.451	14:02:07.779
6 -	33.710	39.599	1:13.309	97.43	0.091	14:03:21.088
7 -	33.681	39.906	1:13.587	97.06	0.369	14:04:34.675
8 -	33.876	39.629	1:13.505	97.17	0.287	14:05:48.180
9 -	33.641	39.665	1:13.306	97.43	0.088	14:07:01.486
10 -	33.680	39.623	1:13.303 (3)	97.43	0.085	14:08:14.789
11 -	33.742	39.667	1:13.409	97.29	0.191	14:09:28.198
12 -	34.009	40.109	1:14.118	96.36	0.900	14:10:42.316

<b>P10 175 R</b>	<b>Mark KENDLE</b>	Kawasaki - LIMAR OILTOOLS
IDEAL LAP TIME : 1:13.081	BEST LAP TIME : 1:13.425	DIFFERENCE : 0.344

LAP	SECTOR 1	SECTOR 2	LAP TIME	MPH	DIFF	TIME OF DAY
1 -		41.302	1:23.636	85.40	10.211	13:57:16.546
2 -	35.531	41.086	1:16.617	93.22	3.192	13:58:33.163
3 -	34.609	39.657	1:14.266	96.17	0.841	13:59:47.429
4 -	35.368	39.907	1:15.275	94.88	1.850	14:01:02.704
5 -	34.394	39.940	1:14.334	96.08	0.909	14:02:17.038
6 -	34.630	39.678	1:14.308	96.12	0.883	14:03:31.346
7 -	34.424	39.726	1:14.150	96.32	0.725	14:04:45.496
8 -	<b>33.932</b>	39.544	1:13.476 (2)	97.20	0.051	14:05:58.972
9 -	34.349	40.080	1:14.429	95.96	1.004	14:07:13.401
10 -	34.026	39.522	1:13.548 (3)	97.11	0.123	14:08:26.949
11 -	34.276	<b>39.149</b>	<b>1:13.425 (1)</b>	<b>97.27</b>		<b>14:09:40.374</b>
12 -	35.599	40.159	1:15.758	94.28	2.333	14:10:56.132

<b>P11 76</b>	<b>Jason BYARD</b>	Suzuki - May Construction
IDEAL LAP TIME : 1:13.636	BEST LAP TIME : 1:13.748	DIFFERENCE : 0.112

LAP	SECTOR 1	SECTOR 2	LAP TIME	MPH	DIFF	TIME OF DAY
1 -		41.052	1:23.770	85.26	10.022	13:57:16.680
2 -	34.441	40.115	1:14.556	95.80	0.808	13:58:31.236
3 -	35.504	40.254	1:15.758	94.28	2.010	13:59:46.994
4 -	35.048	39.899	1:14.947	95.30	1.199	14:01:01.941
5 -	35.055	40.547	1:15.602	94.47	1.854	14:02:17.543
6 -	34.778	40.193	1:14.971	95.27	1.223	14:03:32.514
7 -	34.610	39.727	1:14.337	96.08	0.589	14:04:46.851
8 -	<b>34.095</b>	39.653	<b>1:13.748 (1)</b>	<b>96.85</b>		<b>14:06:00.599</b>
9 -	34.613	40.063	1:14.676	95.64	0.928	14:07:15.275
10 -	34.332	40.132	1:14.464	95.91	0.716	14:08:29.739
11 -	34.395	39.893	1:14.288 (3)	96.14	0.540	14:09:44.027
12 -	34.349	<b>39.541</b>	1:13.890 (2)	96.66	0.142	14:10:57.917

<b>P12 8</b>	<b>John COUGHLAN</b>	Aprilia - BIKERSWORLD
IDEAL LAP TIME : 1:13.757	BEST LAP TIME : 1:14.057	DIFFERENCE : 0.300

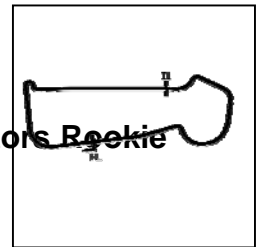
LAP	SECTOR 1	SECTOR 2	LAP TIME	MPH	DIFF	TIME OF DAY
1 -		41.158	1:22.774	86.28	8.717	13:57:15.684

Weather / Track : Bright / Dry

Snetterton 200  
Circuit Length = 1.9840 miles  
Start: 13:55 Flag 14:10 End: 14:11

# BMCRC - MRO Championships 2018 - Rnd 8 @ Snetterton 200

Reactive Parts MRO Powerbikes inc BG Products Clubman 1000 & L&W Contractors Rookie



## RACE 6 - SECTOR ANALYSIS

SECTOR 1 = FL to I1, SECTOR 2 = I1 to FL, DIFF = Difference To Personal Best Lap, P = Crossed Finish Line in Pit Lane, D = Time Disallowed

2 -	34.827	40.391	1:15.218	94.95	1.161	13:58:30.902
3 -	34.963	40.047	1:15.010	95.22	0.953	13:59:45.912
4 -	35.120	40.370	1:15.490	94.61	1.433	14:01:01.402
5 -	35.416	39.976	1:15.392	94.73	1.335	14:02:16.794
6 -	34.892	40.334	1:15.226	94.94	1.169	14:03:32.020
7 -	34.534	<b>39.523</b>	<b>1:14.057 (1)</b>	<b>96.44</b>		<b>14:04:46.077</b>
8 -	34.550	39.676	1:14.226 (3)	96.22	0.169	14:06:00.303
9 -	34.866	39.837	1:14.703	95.61	0.646	14:07:15.006
10 -	34.504	40.094	1:14.598	95.74	0.541	14:08:29.604
11 -	34.272	40.034	1:14.306	96.12	0.249	14:09:43.910
12 -	<b>34.234</b>	39.933	1:14.167 (2)	96.30	0.110	14:10:58.077

P13 133		Ben NEEVES		BMW -		
IDEAL LAP TIME : 1:13.550		BEST LAP TIME : 1:13.624		DIFFERENCE : 0.074		
LAP	SECTOR 1	SECTOR 2	LAP TIME	MPH	DIFF	TIME OF DAY

1 -		40.866	1:24.061	84.96	10.437	13:57:16.971
2 -	35.740	40.759	1:16.499	93.36	2.875	13:58:33.470
3 -	35.691	40.056	1:15.747	94.29	2.123	13:59:49.217
4 -	34.995	40.640	1:15.635	94.43	2.011	14:01:04.852
5 -	34.726	39.920	1:14.646	95.68	1.022	14:02:19.498
6 -	34.373	39.733	1:14.106 (3)	96.38	0.482	14:03:33.604
7 -	34.485	<b>39.618</b>	1:14.103 (2)	96.38	0.479	14:04:47.707
8 -	<b>33.932</b>	39.692	<b>1:13.624 (1)</b>	<b>97.01</b>		<b>14:06:01.331</b>
9 -	34.362	40.056	1:14.418	95.97	0.794	14:07:15.749
10 -	34.363	40.168	1:14.531	95.83	0.907	14:08:30.280
11 -	34.494	40.052	1:14.546	95.81	0.922	14:09:44.826
12 -	34.632	40.001	1:14.633	95.70	1.009	14:10:59.459

P14 195 R		Glenn WALSH		Kawasaki - GW ELECTRICAL		
IDEAL LAP TIME : 1:14.576		BEST LAP TIME : 1:14.814		DIFFERENCE : 0.238		
LAP	SECTOR 1	SECTOR 2	LAP TIME	MPH	DIFF	TIME OF DAY

1 -		41.262	1:22.664	86.40	7.850	13:57:15.574
2 -	34.575	40.734	1:15.309	94.84	0.495	13:58:30.883
3 -	35.588	40.448	1:16.036	93.93	1.222	13:59:46.919
4 -	35.241	40.498	1:15.739	94.30	0.925	14:01:02.658
5 -	35.277	40.483	1:15.760	94.27	0.946	14:02:18.418
6 -	34.776	40.139	1:14.915 (2)	95.34	0.101	14:03:33.333
7 -	34.710	40.531	1:15.241	94.92	0.427	14:04:48.574
8 -	<b>34.492</b>	40.322	<b>1:14.814 (1)</b>	<b>95.47</b>		<b>14:06:03.388</b>
9 -	34.993	<b>40.084</b>	1:15.077	95.13	0.263	14:07:18.465
10 -	34.604	40.461	1:15.065 (3)	95.15	0.251	14:08:33.530
11 -	35.482	41.263	1:16.745	93.06	1.931	14:09:50.275
12 -	35.608	40.944	1:16.552	93.30	1.738	14:11:06.827

P15 37 C		Aldo MORELLO		Yamaha - Bitstocks & Reveal		
IDEAL LAP TIME : 1:14.584		BEST LAP TIME : 1:14.727		DIFFERENCE : 0.143		
LAP	SECTOR 1	SECTOR 2	LAP TIME	MPH	DIFF	TIME OF DAY

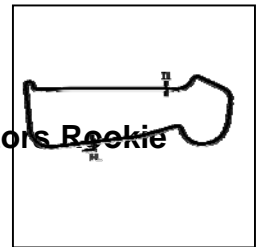
1 -		41.511	1:23.534	85.50	8.807	13:57:16.444
2 -	35.712	41.138	1:16.850	92.94	2.123	13:58:33.294
3 -	35.930	40.708	1:16.638	93.19	1.911	13:59:49.932
4 -	34.837	40.557	1:15.394 (2)	94.73	0.667	14:01:05.326
5 -	34.714	<b>40.013</b>	<b>1:14.727 (1)</b>	<b>95.58</b>		<b>14:02:20.053</b>
6 -	34.783	40.813	1:15.596	94.48	0.869	14:03:35.649
7 -	<b>34.571</b>	41.007	1:15.578 (3)	94.50	0.851	14:04:51.227
8 -	34.813	40.983	1:15.796	94.23	1.069	14:06:07.023
9 -	36.057	41.291	1:17.348	92.34	2.621	14:07:24.371
10 -	35.143	41.457	1:16.600	93.24	1.873	14:08:40.971
11 -	35.287	40.552	1:15.839	94.18	1.112	14:09:56.810
12 -	35.235	40.681	1:15.916	94.08	1.189	14:11:12.726

Weather / Track : Bright / Dry

Snetterton 200  
Circuit Length = 1.9840 miles  
Start: 13:55 Flag 14:10 End: 14:11

# BMCRC - MRO Championships 2018 - Rnd 8 @ Snetterton 200

Reactive Parts MRO Powerbikes inc BG Products Clubman 1000 & L&W Contractors Rookie



## RACE 6 - SECTOR ANALYSIS

SECTOR 1 = FL to I1, SECTOR 2 = I1 to FL, DIFF = Difference To Personal Best Lap, P = Crossed Finish Line in Pit Lane, D = Time Disallowed

P16 24		Alan SMITH		Kawasaki - Orwells Mcs		
IDEAL LAP TIME : 1:14.780		BEST LAP TIME : 1:14.780		DIFFERENCE : 0.000		
LAP	SECTOR 1	SECTOR 2	LAP TIME	MPH	DIFF	TIME OF DAY
1 -		41.815	1:26.267	82.79	11.487	13:57:19.177
2 -	35.502	41.149	1:16.651	93.18	1.871	13:58:35.828
3 -	35.052	40.753	1:15.805	94.22	1.025	13:59:51.633
4 -	35.360	40.735	1:16.095	93.86	1.315	14:01:07.728
5 -	35.174	41.161	1:16.335	93.56	1.555	14:02:24.063
6 -	35.499	41.317	1:16.816	92.98	2.036	14:03:40.879
7 -	35.111	40.672	1:15.783	94.24	1.003	14:04:56.662
8 -	35.212	40.559	1:15.771	94.26	0.991	14:06:12.433
9 -	34.894	40.628	1:15.522	94.57	0.742	14:07:27.955
10 -	34.939	40.060	1:14.999 (2)	95.23	0.219	14:08:42.954
11 -	34.960	40.433	1:15.393 (3)	94.73	0.613	14:09:58.347
12 -	<b>34.864</b>	<b>39.916</b>	<b>1:14.780 (1)</b>	<b>95.51</b>		<b>14:11:13.127</b>

P17 110 R		Peter GUNN		BMW - Cannon BMW Motorrad		
IDEAL LAP TIME : 1:16.201		BEST LAP TIME : 1:16.438		DIFFERENCE : 0.237		
LAP	SECTOR 1	SECTOR 2	LAP TIME	MPH	DIFF	TIME OF DAY
1 -		48.392	1:31.821	77.78	15.383	13:57:24.731
2 -	35.770	41.665	1:17.435	92.23	0.997	13:58:42.166
3 -	35.536	<b>41.056</b>	1:16.592 (2)	93.25	0.154	13:59:58.758
4 -	35.439	41.299	1:16.738	93.07	0.300	14:01:15.496
5 -	36.285	41.365	1:17.650	91.98	1.212	14:02:33.146
6 -	35.375	41.290	1:16.665 (3)	93.16	0.227	14:03:49.811
7 -	35.484	41.306	1:16.790	93.01	0.352	14:05:06.601
8 -	<b>35.145</b>	41.708	1:16.853	92.93	0.415	14:06:23.454
9 -	35.816	41.236	1:17.052	92.69	0.614	14:07:40.506
10 -	35.286	41.152	<b>1:16.438 (1)</b>	<b>93.44</b>		<b>14:08:56.944</b>
11 -	35.572	41.166	1:16.738	93.07	0.300	14:10:13.682

P18 12		David COMBRINCK		Honda -		
IDEAL LAP TIME : 1:15.960		BEST LAP TIME : 1:16.186		DIFFERENCE : 0.226		
LAP	SECTOR 1	SECTOR 2	LAP TIME	MPH	DIFF	TIME OF DAY
1 -		46.566	1:30.035	79.33	13.849	13:57:22.945
2 -	35.687	42.402	1:18.089	91.46	1.903	13:58:41.034
3 -	35.906	41.408	1:17.314	92.38	1.128	13:59:58.348
4 -	35.860	42.018	1:17.878	91.71	1.692	14:01:16.226
5 -	36.020	41.618	1:17.638	91.99	1.452	14:02:33.864
6 -	35.542	41.282	1:16.824	92.97	0.638	14:03:50.688
7 -	35.351	41.073	1:16.424 (2)	93.45	0.238	14:05:07.112
8 -	35.426	41.376	1:16.802	92.99	0.616	14:06:23.914
9 -	35.869	41.503	1:17.372	92.31	1.186	14:07:41.286
10 -	<b>35.078</b>	41.437	1:16.515 (3)	93.34	0.329	14:08:57.801
11 -	35.304	<b>40.882</b>	<b>1:16.186 (1)</b>	<b>93.75</b>		<b>14:10:13.987</b>

P19 333 C		Andrew HOUGHTON		Kawasaki - Greenham Kawasaki		
IDEAL LAP TIME : 1:18.409		BEST LAP TIME : 1:18.456		DIFFERENCE : 0.047		
LAP	SECTOR 1	SECTOR 2	LAP TIME	MPH	DIFF	TIME OF DAY
1 -		43.111	1:28.372	80.82	9.916	13:57:21.282
2 -	36.863	42.738	1:19.601	89.72	1.145	13:58:40.883
3 -	37.018	42.833	1:19.851	89.44	1.395	14:00:00.734
4 -	36.574	43.113	1:19.687	89.63	1.231	14:01:20.421
5 -	36.530	43.034	1:19.564	89.77	1.108	14:02:39.985
6 -	<b>36.154</b>	42.302	<b>1:18.456 (1)</b>	<b>91.03</b>		<b>14:03:58.441</b>
7 -	36.339	42.854	1:19.193	90.19	0.737	14:05:17.634
8 -	36.215	<b>42.255</b>	1:18.470 (2)	91.02	0.014	14:06:36.104
9 -	36.744	42.923	1:19.667	89.65	1.211	14:07:55.771
10 -	36.575	42.654	1:19.229	90.15	0.773	14:09:15.000
11 -	36.372	42.589	1:18.961 (3)	90.45	0.505	14:10:33.961

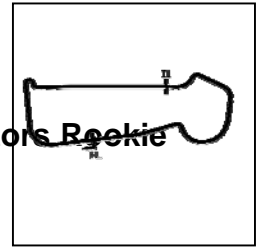
Weather / Track : Bright / Dry

Snetterton 200  
Circuit Length = 1.9840 miles  
Start: 13:55 Flag 14:10 End: 14:11

# BMCRC - MRO Championships 2018 - Rnd 8 @ Snetterton 200

Reactive Parts MRO Powerbikes inc BG Products Clubman 1000 & L&W Contractors Rookies

## RACE 6 - SECTOR ANALYSIS



SECTOR 1 = FL to I1, SECTOR 2 = I1 to FL, DIFF = Difference To Personal Best Lap, P = Crossed Finish Line in Pit Lane, D = Time Disallowed

<b>P20 50 R</b>		<b>Dan WELFORD</b>		Suzuki - SEG Sussex Electric Gates/ Vistec systems		
IDEAL LAP TIME : 1:17.103		BEST LAP TIME : 1:17.694		DIFFERENCE : 0.591		
LAP	SECTOR 1	SECTOR 2	LAP TIME	MPH	DIFF	TIME OF DAY
1 -		45.152	1:35.062	75.13	17.368	13:57:27.972
2 -	37.232	43.198	1:20.430	88.80	2.736	13:58:48.402
3 -	36.506	43.099	1:19.605	89.72	1.911	14:00:08.007
4 -	36.108	42.359	1:18.467	91.02	0.773	14:01:26.474
5 -	<b>35.411</b>	43.587	1:18.998	90.41	1.304	14:02:45.472
6 -	36.513	42.645	1:19.158	90.23	1.464	14:04:04.630
7 -	37.403	42.213	1:19.616	89.71	1.922	14:05:24.246
<b>8 -</b>	36.002	<b>41.692</b>	<b>1:17.694 (1)</b>	<b>91.93</b>		<b>14:06:41.940</b>
9 -	36.134	41.886	1:18.020 (2)	91.54	0.326	14:07:59.960
10 -	36.088	42.224	1:18.312	91.20	0.618	14:09:18.272
11 -	36.471	41.750	1:18.221 (3)	91.31	0.527	14:10:36.493

<b>P21 3 C</b>		<b>Darren WARNER</b>		Yamaha -		
IDEAL LAP TIME : 1:18.307		BEST LAP TIME : 1:18.644		DIFFERENCE : 0.337		
LAP	SECTOR 1	SECTOR 2	LAP TIME	MPH	DIFF	TIME OF DAY
1 -		43.940	1:31.572	77.99	12.928	13:57:24.482
2 -	37.109	42.496	1:19.605	89.72	0.961	13:58:44.087
3 -	36.373	42.837	1:19.210	90.17	0.566	14:00:03.297
4 -	36.256	43.777	1:20.033	89.24	1.389	14:01:23.330
5 -	36.497	43.217	1:19.714	89.60	1.070	14:02:43.044
6 -	36.866	43.053	1:19.919	89.37	1.275	14:04:02.963
7 -	36.593	42.538	1:19.131 (2)	90.26	0.487	14:05:22.094
8 -	36.826	<b>42.353</b>	1:19.179 (3)	90.20	0.535	14:06:41.273
9 -	36.871	43.180	1:20.051	89.22	1.407	14:08:01.324
<b>10 -</b>	36.148	42.496	<b>1:18.644 (1)</b>	<b>90.82</b>		<b>14:09:19.968</b>
11 -	<b>35.954</b>	43.466	1:19.420	89.93	0.776	14:10:39.388

Weather / Track : Bright / Dry

Results can be found at [www.tsl-timing.com](http://www.tsl-timing.com)

Snetterton 200  
 Circuit Length = 1.9840 miles  
 Start: 13:55 Flag 14:10 End: 14:11  
 Printed - 14:14 Saturday, 25 August 2018

# BMCRC - MRO Championships 2018 - Rnd 8 @ Snetterton 200

Reactive Parts MRO Powerbikes inc BG Products Clubman 1000 & L&W Contractors Rookie '18

## RACE 6 - BEST SECTORS

SECTOR 1			SECTOR 2			IDEAL / BEST COMPARISON						
POS	NO	NAME	TIME	NO	NAME	TIME	POS	NO	NAME	IDEAL	BEST	DIFF
									<b>PERFECT LAP</b>	<b>1:10.587</b>		
1	99	JOHNSON	<b>32.632</b>	99	JOHNSON	<b>37.955</b>	1	99	JOHNSON	1:10.587	1:10.730	0.143
2	72	O'BRIEN	<b>32.956</b>	72	O'BRIEN	<b>38.261</b>	2	72	O'BRIEN	1:11.217	1:11.294	0.077
3	54	HENEGHAN	<b>33.087</b>	54	HENEGHAN	<b>38.276</b>	3	54	HENEGHAN	1:11.363	1:11.559	0.196
4	33	NEEVES	<b>33.301</b>	33	NEEVES	<b>38.322</b>	4	33	NEEVES	1:11.623	1:11.947	0.324
5	2	BAKER	<b>33.310</b>	2	BAKER	<b>38.365</b>	5	2	BAKER	1:11.675	1:11.802	0.127
6	56	WEBSTER	<b>33.382</b>	10	WILBY	<b>38.479</b>	6	62	SILVAIN	1:12.006	1:12.274	0.268
7	62	SILVAIN	<b>33.434</b>	62	SILVAIN	<b>38.572</b>	7	56	WEBSTER	1:12.018	1:12.326	0.308
8	272	JOHNSON	<b>33.521</b>	56	WEBSTER	<b>38.636</b>	8	10	WILBY	1:12.049	1:12.049	0.000
9	10	WILBY	<b>33.570</b>	175	KENDLE	<b>39.149</b>	9	272	JOHNSON	1:12.911	1:13.218	0.307
10	175	KENDLE	<b>33.932</b>	272	JOHNSON	<b>39.390</b>	10	175	KENDLE	1:13.081	1:13.425	0.344
11	133	NEEVES	<b>33.932</b>	8	COUGHLAN	<b>39.523</b>	11	133	NEEVES	1:13.550	1:13.624	0.074
12	76	BYARD	<b>34.095</b>	76	BYARD	<b>39.541</b>	12	76	BYARD	1:13.636	1:13.748	0.112
13	8	COUGHLAN	<b>34.234</b>	133	NEEVES	<b>39.618</b>	13	8	COUGHLAN	1:13.757	1:14.057	0.300
14	195	WALSH	<b>34.492</b>	24	SMITH	<b>39.916</b>	14	195	WALSH	1:14.576	1:14.814	0.238
15	37	MORELLO	<b>34.571</b>	37	MORELLO	<b>40.013</b>	15	37	MORELLO	1:14.584	1:14.727	0.143
16	24	SMITH	<b>34.864</b>	195	WALSH	<b>40.084</b>	16	24	SMITH	1:14.780	1:14.780	0.000
17	12	COMBRINCK	<b>35.078</b>	12	COMBRINCK	<b>40.882</b>	17	12	COMBRINCK	1:15.960	1:16.186	0.226
18	110	GUNN	<b>35.145</b>	110	GUNN	<b>41.056</b>	18	110	GUNN	1:16.201	1:16.438	0.237
19	50	WELFORD	<b>35.411</b>	50	WELFORD	<b>41.692</b>	19	50	WELFORD	1:17.103	1:17.694	0.591
20	3	WARNER	<b>35.954</b>	333	HOUGHTON	<b>42.255</b>	20	3	WARNER	1:18.307	1:18.644	0.337
21	333	HOUGHTON	<b>36.154</b>	3	WARNER	<b>42.353</b>	21	333	HOUGHTON	1:18.409	1:18.456	0.047
22												
23												

Weather / Track : Bright / Dry

Results can be found at [www.tsl-timing.com](http://www.tsl-timing.com)

Snetterton 200

Circuit Length = 1.9840 miles

Start: 13:55 Flag 14:10 End: 14:11

Printed - 14:13 Saturday, 25 August 2018

# BMCRC - MRO Championships 2018 - Rnd 8 @ Snetterton 200

Reactive Parts MRO Powerbikes inc BG Products Clubman 1000 & L&W Contractor

## RACE 6 - GRID (12 Laps)



ROW 8	24	1:18.456	333	Andrew HOUGHTON	23	25	Louis BARTLETT	22	646	Suki RAI						
ROW 7					21	97	Antony James STROUD	20	1:18.644	3	Darren WARNER	19	1:17.694	50	Dan WELFORD	
ROW 6					18	1:16.438	110	Peter GUNN	17	1:16.186	12	David COMBRINCK	16	1:14.814	195	Glenn WALSH
ROW 5					15	1:14.780	24	Alan SMITH	14	1:14.727	37	Aldo MORELLO	13	1:14.057	8	John COUGHLAN
ROW 4					12	1:13.748	76	Jason BYARD	11	1:13.624	133	Ben NEEVES	10	1:13.425	175	Mark KENDLE
ROW 3					9	1:13.218	272	Daniel JOHNSON	8	1:12.326	56	Keith WEBSTER	7	1:12.274	62	Kevin SILVAIN
ROW 2					6	1:12.049	10	Paul WILBY	5	1:11.947	33	Michael NEEVES	4	1:11.802	2	Peter BAKER
ROW 1					3	1:11.559	54	Steve HENEGHAN	2	1:11.294	72	Michael O'BRIEN	1	1:10.730	99	Anthony JOHNSON
																<b>Pole</b>

Snetterton 200  
Circuit Length = 1.9840 miles

These results are provisional until the conclusion of any judicial and technical matters.

Clerk Of Course :	Timekeeper :
-------------------	--------------

Results can be found at [www.tsl-timing.com](http://www.tsl-timing.com)

Printed - 14:17 Saturday, 25 August 2018



# BMCRC - MRO Championships 2018 - Rnd 8 @ Snetterton 200

Reactive Parts MRO Powerbikes inc BG Products Clubman 1000 & L&W Contractor

## RACE 6 - CLASSIFICATION



POS	NO	CL	PIC NAME	ENTRY	LAPS	TIME	GAP	DIFF	MPH	BEST	ON
1	99		1 Anthony JOHNSON	BMW - Bexhill gearboxes	12	14:23.698			99.23	1:10.853	7
2	72		2 Michael O'BRIEN	Yamaha -	12	14:25.333	1.635	1.635	99.04	1:11.185	6
3	2		3 Peter BAKER	Kawasaki - Dodfrey Engineering	12	14:35.944	12.246	10.611	97.84	1:11.338	7
4	33		4 Michael NEEVES	BMW - Prime Factors Racing	12	14:35.971	12.273	0.027	97.84	1:11.954	10
5	10	C	1 Paul WILBY	Yamaha - MOREMOTO	12	14:37.706	14.008	1.735	97.65	1:11.290	9
6	272	R	1 Daniel JOHNSON	BMW -	12	14:47.069	23.371	9.363	96.62	1:12.008	9
7	175	R	2 Mark KENDLE	Kawasaki - LIMAR OILTOOLS	12	14:47.703	24.005	0.634	96.55	1:12.663	7
8	76		5 Jason BYARD	Suzuki - May Construction	12	15:03.584	39.886	15.881	94.85	1:14.225	6
9	133		6 Ben NEEVES	BMW -	12	15:05.117	41.419	1.533	94.69	1:14.348	5
10	110	R	3 Peter GUNN	BMW - Cannon BMW Motorrad	12	15:16.269	52.571	11.152	93.54	1:14.680	3
11	37	C	2 Aldo MORELLO	Yamaha - Bitstocks & Reveal	12	15:16.691	52.993	0.422	93.49	1:15.087	3
12	195	R	4 Glenn WALSH	Kawasaki - GW ELECTRICAL	12	15:18.351	54.653	1.660	93.33	1:15.396	3
13	12		7 David COMBRINCK	Honda -	12	15:33.104	1:09.406	14.753	91.85	1:16.273	7
14	24		8 Alan SMITH	Kawasaki - Orwells Mcs	11	14:30.883	1 Lap	1 Lap	90.21	1:17.061	5
15	50	R	5 Dan WELFORD	Suzuki - SEG Sussex Electric Gates/ Vistec system:	11	14:34.526	1 Lap	3.643	89.84	1:17.130	8
16	333	C	3 Andrew HOUGHTON	Kawasaki - Greenham Kawasaki	11	14:47.763	1 Lap	13.237	88.50	1:17.974	8
17	3	C	4 Darren WARNER	Yamaha -	11	14:49.755	1 Lap	1.992	88.30	1:19.020	9
18	646	R	6 Suki RAI	Aprilia -	11	15:12.155	1 Lap	22.400	86.13	1:20.887	7

### NOT CLASSIFIED

DNF	62	C	Kevin SILVAIN	Kawasaki - KSAUTOS	9	10:59.282	3 Laps	2 Laps	97.50	1:11.537	8
DNF	8		John COUGHLAN	Aprilia - BIKERSWORLD	0						

### FASTEST LAP

	99		Anthony JOHNSON	BMW - Bexhill gearboxes	7	1:10.853		100.80 mph		162.23 kph	
	10	C	Paul WILBY	Yamaha - MOREMOTO	9	1:11.290		100.18 mph		161.24 kph	
	272	R	Daniel JOHNSON	BMW -	9	1:12.008		99.19 mph		159.63 kph	

Class - 92.5% of Race Speed = 91.78 mph  
 Class C - 92.5% of Race Speed = 90.32 mph  
 Class R - 92.5% of Race Speed = 89.37 mph

Snetterton 200  
 Circuit Length = 1.9840 miles  
 Start: 11:30 Flag 11:44 End: 11:45

Weather / Track : Overcast / Dry  
 These results are provisional until the conclusion of any judicial and technical matters.

Clerk Of Course :	Timekeeper :
-------------------	--------------

Results can be found at [www.tsl-timing.com](http://www.tsl-timing.com)

Printed - 11:46 Sunday, 26 August 2018



# BMCRC - MRO Championships 2018 - Rnd 8 @ Snetterton 200

Reactive Parts MRO Powerbikes inc BG Products Clubman 1000 & L&W Contractors Rookie

## RACE 6 - LAP CHART

LAP 1 @ 11:31:27.733			LAP 4 @ 11:35:02.120			LAP 7 @ 11:38:35.135			LAP 10 @ 11:42:09.056		
NO	BEHIND	LAP TIME	NO	BEHIND	LAP TIME	NO	BEHIND	LAP TIME	NO	BEHIND	LAP TIME
99		1:16.742	99		1:11.195	99		1:10.853	99		1:11.343
72	0.360	1:17.102	72	0.334	1:11.240	72	1.037	1:11.295	72	2.973	1:12.208
33	1.172	1:17.914	33	4.235	1:12.544	33	7.931	1:12.023	333	1 Lap	1:19.159
272	2.293	1:19.035	10	7.009	1:12.357	10	9.451	1:11.810	3	1 Lap	1:19.020
2	2.503	1:19.245	2	7.257	1:11.899	62	10.229	1:11.951	33	10.428	1:11.954
62	2.661	1:19.403	62	7.575	1:12.159	2	10.880	1:11.338	10	10.849	1:12.004
10	2.919	1:19.661	272	9.322	1:12.542	175	17.338	1:12.663	2	12.712	1:11.684
76	4.381	1:21.123	175	10.975	1:13.214	272	19.361	1:17.221	175	22.783	1:13.419
175	4.616	1:21.358	76	14.640	1:14.872	133	25.637	1:14.858	272	22.863	1:12.917
133	5.592	1:22.334	110	16.838	1:15.143	76	25.925	1:14.902	646	1 Lap	1:22.214
110	5.815	1:22.557	37	18.179	1:15.327	110	30.550	1:15.762	76	36.013	1:14.653
37	6.639	1:23.381	195	20.196	1:15.425	37	30.983	1:15.267	133	36.423	1:15.037
195	7.036	1:23.778	12	25.208	1:17.570	195	34.212	1:15.420	37	46.338	1:16.636
12	8.693	1:25.435	24	34.077	1:18.008	12	42.258	1:16.273	110	46.769	1:16.628
50	9.920	1:26.662	50	34.917	1:18.790	24	53.199	1:17.359	195	47.497	1:15.995
24	11.887	1:28.629	3	38.971	1:20.005	50	56.655	1:17.829	12	59.988	1:18.671
3	13.463	1:30.205	333	39.385	1:20.091	333	1:05.099	1:19.309			
333	14.327	1:31.069	646	46.426	1:22.485	3	1:05.982	1:20.282			
646	14.596	1:31.338									
LAP 2 @ 11:32:39.828			LAP 5 @ 11:36:13.309			LAP 8 @ 11:39:46.184			LAP 11 @ 11:43:21.844		
NO	BEHIND	LAP TIME	NO	BEHIND	LAP TIME	NO	BEHIND	LAP TIME	NO	BEHIND	LAP TIME
99		1:12.095	99		1:11.189	99		1:11.049	99		1:12.788
72	0.015	1:11.750	72	0.383	1:11.238	72	1.778	1:11.790	24	1 Lap	1:19.213
33	1.428	1:12.351	33	5.496	1:12.450	646	1 Lap	1:20.887	72	2.616	1:12.431
272	3.695	1:13.497	10	7.837	1:12.017	33	8.939	1:12.057	50	1 Lap	1:19.743
10	4.215	1:13.391	62	7.929	1:11.543	10	10.427	1:12.025	33	12.519	1:14.879
62	4.635	1:14.069	2	9.465	1:13.397	62	10.717	1:11.537	2	12.788	1:12.864
2	4.843	1:14.435	272	11.212	1:13.079	2	11.455	1:11.624	10	13.010	1:14.949
175	6.841	1:14.320	175	13.133	1:13.347	175	19.507	1:13.218	333	1 Lap	1:20.381
76	7.420	1:15.134	133	18.023	1:14.348	272	20.810	1:12.498	3	1 Lap	1:20.196
133	7.976	1:14.479	76	18.624	1:15.173	133	29.119	1:14.531	272	22.660	1:12.585
110	9.307	1:15.587	110	21.060	1:15.411	76	29.210	1:14.334	175	23.262	1:13.267
37	10.057	1:15.513	37	22.186	1:15.196	110	35.377	1:15.876	76	38.195	1:14.970
195	11.667	1:16.726	195	24.421	1:15.414	37	35.952	1:16.018	646	1 Lap	1:22.103
12	13.378	1:16.780	12	30.917	1:16.898	195	38.861	1:15.698	133	38.842	1:15.207
50	17.141	1:19.316	24	39.949	1:17.061	12	47.537	1:16.328	110	49.783	1:15.802
24	18.893	1:19.101	50	42.226	1:18.498	24	59.500	1:17.350	37	50.044	1:16.494
3	21.741	1:20.373	3	47.595	1:19.813	50	1:02.736	1:17.130	195	50.686	1:15.977
333	22.205	1:19.973	333	47.829	1:19.633				12	1:05.242	1:18.042
646	23.734	1:21.233	646	57.043	1:21.806						
LAP 3 @ 11:33:50.925			LAP 6 @ 11:37:24.282			LAP 9 @ 11:40:57.713			LAP 12 @ 11:44:34.689		
NO	BEHIND	LAP TIME	NO	BEHIND	LAP TIME	NO	BEHIND	LAP TIME	NO	BEHIND	LAP TIME
99		1:11.097	99		1:10.973	99		1:11.529	99		1:12.845
72	0.289	1:11.371	72	0.595	1:11.185	333	1 Lap	1:17.974	72	1.635	1:11.864
33	2.886	1:12.555	33	6.761	1:12.238	72	2.108	1:11.859	24	1 Lap	1:18.419
10	5.847	1:12.729	10	8.494	1:11.630	3	1 Lap	1:19.078	50	1 Lap	1:19.504
2	6.553	1:12.807	62	9.131	1:12.175	62	9.817	1:12.407	2	12.246	1:12.303
62	6.611	1:13.073	2	10.395	1:11.903	10	10.188	1:11.290	33	12.273	1:12.599
272	7.975	1:15.377	272	12.993	1:12.754	2	12.371	1:12.445	10	14.008	1:13.843
175	8.956	1:13.212	175	15.528	1:13.368	62	12.560	1:13.372	272	23.371	1:13.556
76	10.963	1:14.640	133	21.632	1:14.582	646	1 Lap	1:22.964	175	24.005	1:13.588
133	11.249	1:14.370	76	21.876	1:14.225	175	20.707	1:12.729	333	1 Lap	1:21.006
110	12.890	1:14.680	110	25.641	1:15.554	272	21.289	1:12.008	3	1 Lap	1:21.335
37	14.047	1:15.087	37	26.569	1:15.356	76	32.703	1:15.022	76	39.886	1:14.536
195	15.966	1:15.396	195	29.645	1:16.197	133	32.729	1:15.139	133	41.419	1:15.422
12	18.833	1:16.552	12	36.838	1:16.894	37	41.045	1:16.622	646	1 Lap	1:23.051
24	27.264	1:19.468							110	52.571	1:15.633
50	27.322	1:21.278									
3	30.161	1:19.517									

Snetterton 200

Circuit Length = 1.9840 miles

Start: 11:30 Flag 11:44 End: 11:45

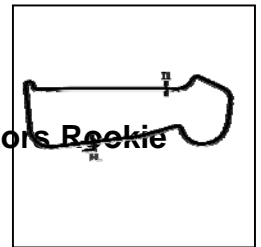
Weather / Track : Overcast / Dry

Results can be found at [www.tsl-timing.com](http://www.tsl-timing.com)

Printed - 11:47 Sunday, 26 August 2018

# BMCRC - MRO Championships 2018 - Rnd 8 @ Snetterton 200

Reactive Parts MRO Powerbikes inc BG Products Clubman 1000 & L&W Contractors Rookie



## RACE 6 - SECTOR ANALYSIS

SECTOR 1 = FL to I1, SECTOR 2 = I1 to FL, DIFF = Difference To Personal Best Lap, P = Crossed Finish Line in Pit Lane, D = Time Disallowed

P1 99		Anthony JOHNSON		BMW - Bexhill gearboxes		
IDEAL LAP TIME : 1:10.824		BEST LAP TIME : 1:10.853		DIFFERENCE : 0.029		
LAP	SECTOR 1	SECTOR 2	LAP TIME	MPH	DIFF	TIME OF DAY
1 -		38.628	1:16.742	93.07	5.889	11:31:27.733
2 -	33.681	38.414	1:12.095	99.07	1.242	11:32:39.828
3 -	32.911	38.186	1:11.097	100.46	0.244	11:33:50.925
4 -	32.966	38.229	1:11.195	100.32	0.342	11:35:02.120
5 -	32.853	38.336	1:11.189	100.33	0.336	11:36:13.309
6 -	32.782	38.191	1:10.973 (2)	100.63	0.120	11:37:24.282
7 -	32.758	<b>38.095</b>	<b>1:10.853 (1)</b>	<b>100.80</b>		<b>11:38:35.135</b>
8 -	32.899	38.150	1:11.049 (3)	100.52	0.196	11:39:46.184
9 -	33.008	38.521	1:11.529	99.85	0.676	11:40:57.713
10 -	<b>32.729</b>	38.614	1:11.343	100.11	0.490	11:42:09.056
11 -	33.344	39.444	1:12.788	98.12	1.935	11:43:21.844
12 -	33.833	39.012	1:12.845	98.05	1.992	11:44:34.689

P2 72		Michael O'BRIEN		Yamaha -		
IDEAL LAP TIME : 1:10.964		BEST LAP TIME : 1:11.185		DIFFERENCE : 0.221		
LAP	SECTOR 1	SECTOR 2	LAP TIME	MPH	DIFF	TIME OF DAY
1 -		39.073	1:17.102	92.63	5.917	11:31:28.093
2 -	33.069	38.681	1:11.750	99.54	0.565	11:32:39.843
3 -	33.220	<b>38.151</b>	1:11.371	100.07	0.186	11:33:51.214
4 -	<b>32.813</b>	38.427	1:11.240 (3)	100.26	0.055	11:35:02.454
5 -	32.847	38.391	1:11.238 (2)	100.26	0.053	11:36:13.692
6 -	32.903	38.282	<b>1:11.185 (1)</b>	<b>100.33</b>		<b>11:37:24.877</b>
7 -	32.995	38.300	1:11.295	100.18	0.110	11:38:36.172
8 -	33.187	38.603	1:11.790	99.49	0.605	11:39:47.962
9 -	32.969	38.890	1:11.859	99.39	0.674	11:40:59.821
10 -	33.946	38.262	1:12.208	98.91	1.023	11:42:12.029
11 -	33.160	39.271	1:12.431	98.61	1.246	11:43:24.460
12 -	33.501	38.363	1:11.864	99.38	0.679	11:44:36.324

P3 2		Peter BAKER		Kawasaki - Dodfrey Engineering		
IDEAL LAP TIME : 1:11.247		BEST LAP TIME : 1:11.338		DIFFERENCE : 0.091		
LAP	SECTOR 1	SECTOR 2	LAP TIME	MPH	DIFF	TIME OF DAY
1 -		39.510	1:19.245	90.13	7.907	11:31:30.236
2 -	33.691	40.744	1:14.435	95.95	3.097	11:32:44.671
3 -	34.175	38.632	1:12.807	98.10	1.469	11:33:57.478
4 -	33.454	38.445	1:11.899	99.34	0.561	11:35:09.377
5 -	34.863	38.534	1:13.397	97.31	2.059	11:36:22.774
6 -	33.569	38.334	1:11.903	99.33	0.565	11:37:34.677
7 -	33.192	<b>38.146</b>	<b>1:11.338 (1)</b>	<b>100.12</b>		<b>11:38:46.015</b>
8 -	33.302	38.322	1:11.624 (2)	99.72	0.286	11:39:57.639
9 -	33.672	38.773	1:12.445	98.59	1.107	11:41:10.084
10 -	<b>33.101</b>	38.583	1:11.684 (3)	99.63	0.346	11:42:21.768
11 -	33.570	39.294	1:12.864	98.02	1.526	11:43:34.632
12 -	33.480	38.823	1:12.303	98.78	0.965	11:44:46.935

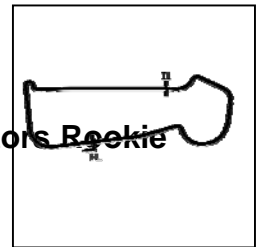
P4 33		Michael NEEVES		BMW - Prime Factors Racing		
IDEAL LAP TIME : 1:11.860		BEST LAP TIME : 1:11.954		DIFFERENCE : 0.094		
LAP	SECTOR 1	SECTOR 2	LAP TIME	MPH	DIFF	TIME OF DAY
1 -		39.146	1:17.914	91.67	5.960	11:31:28.905
2 -	33.924	<b>38.427</b>	1:12.351	98.72	0.397	11:32:41.256
3 -	33.682	38.873	1:12.555	98.44	0.601	11:33:53.811
4 -	33.700	38.844	1:12.544	98.45	0.590	11:35:06.355
5 -	33.503	38.947	1:12.450	98.58	0.496	11:36:18.805
6 -	33.582	38.656	1:12.238	98.87	0.284	11:37:31.043
7 -	<b>33.433</b>	38.590	1:12.023 (2)	99.17	0.069	11:38:43.066
8 -	33.574	38.483	1:12.057 (3)	99.12	0.103	11:39:55.123
9 -	33.903	38.504	1:12.407	98.64	0.453	11:41:07.530

Weather / Track : Overcast / Dry

Snetterton 200  
Circuit Length = 1.9840 miles  
Start: 11:30 Flag 11:44 End: 11:45

# BMCRC - MRO Championships 2018 - Rnd 8 @ Snetterton 200

Reactive Parts MRO Powerbikes inc BG Products Clubman 1000 & L&W Contractors Rookies



## RACE 6 - SECTOR ANALYSIS

SECTOR 1 = FL to I1, SECTOR 2 = I1 to FL, DIFF = Difference To Personal Best Lap, P = Crossed Finish Line in Pit Lane, D = Time Disallowed

10 -	33.521	38.433	<b>1:11.954 (1)</b>	<b>99.26</b>		<b>11:42:19.484</b>
11 -	35.731	39.148	1:14.879	95.38	2.925	11:43:34.363
12 -	33.886	38.713	1:12.599	98.38	0.645	11:44:46.962

<b>P5</b>	<b>10 C</b>	<b>Paul WILBY</b>	Yamaha - MOREMOTO			
IDEAL LAP TIME : 1:11.290		BEST LAP TIME : 1:11.290	DIFFERENCE : 0.000			

LAP	SECTOR 1	SECTOR 2	LAP TIME	MPH	DIFF	TIME OF DAY
1 -		39.697	1:19.661	89.66	8.371	11:31:30.652
2 -	34.295	39.096	1:13.391	97.32	2.101	11:32:44.043
3 -	34.221	38.508	1:12.729	98.20	1.439	11:33:56.772
4 -	33.807	38.550	1:12.357	98.71	1.067	11:35:09.129
5 -	33.386	38.631	1:12.017	99.17	0.727	11:36:21.146
6 -	33.365	38.265	1:11.630 (2)	99.71	0.340	11:37:32.776
7 -	33.462	38.348	1:11.810 (3)	99.46	0.520	11:38:44.586
8 -	33.851	38.174	1:12.025	99.16	0.735	11:39:56.611
9 -	<b>33.239</b>	<b>38.051</b>	<b>1:11.290 (1)</b>	<b>100.18</b>		<b>11:41:07.901</b>
10 -	33.713	38.291	1:12.004	99.19	0.714	11:42:19.905
11 -	35.669	39.280	1:14.949	95.29	3.659	11:43:34.854
12 -	34.471	39.372	1:13.843	96.72	2.553	11:44:48.697

<b>P6</b>	<b>272 R</b>	<b>Daniel JOHNSON</b>	BMW -			
IDEAL LAP TIME : 1:12.008		BEST LAP TIME : 1:12.008	DIFFERENCE : 0.000			

LAP	SECTOR 1	SECTOR 2	LAP TIME	MPH	DIFF	TIME OF DAY
1 -		39.501	1:19.035	90.37	7.027	11:31:30.026
2 -	33.560	39.937	1:13.497	97.18	1.489	11:32:43.523
3 -	36.242	39.135	1:15.377	94.75	3.369	11:33:58.900
4 -	33.517	39.025	1:12.542 (3)	98.46	0.534	11:35:11.442
5 -	33.867	39.212	1:13.079	97.73	1.071	11:36:24.521
6 -	33.479	39.275	1:12.754	98.17	0.746	11:37:37.275
7 -	33.651	43.570	1:17.221	92.49	5.213	11:38:54.496
8 -	33.373	39.125	1:12.498 (2)	98.52	0.490	11:40:06.994
9 -	<b>33.046</b>	<b>38.962</b>	<b>1:12.008 (1)</b>	<b>99.19</b>		<b>11:41:19.002</b>
10 -	33.703	39.214	1:12.917	97.95	0.909	11:42:31.919
11 -	33.522	39.063	1:12.585	98.40	0.577	11:43:44.504
12 -	33.095	40.461	1:13.556	97.10	1.548	11:44:58.060

<b>P7</b>	<b>175 R</b>	<b>Mark KENDLE</b>	Kawasaki - LIMAR OILTOOLS			
IDEAL LAP TIME : 1:12.420		BEST LAP TIME : 1:12.663	DIFFERENCE : 0.243			

LAP	SECTOR 1	SECTOR 2	LAP TIME	MPH	DIFF	TIME OF DAY
1 -		40.309	1:21.358	87.79	8.695	11:31:32.349
2 -	34.519	39.801	1:14.320	96.10	1.657	11:32:46.669
3 -	34.031	39.181	1:13.212 (3)	97.55	0.549	11:33:59.881
4 -	34.020	39.194	1:13.214	97.55	0.551	11:35:13.095
5 -	34.127	39.220	1:13.347	97.38	0.684	11:36:26.442
6 -	34.045	39.323	1:13.368	97.35	0.705	11:37:39.810
7 -	33.947	<b>38.716</b>	<b>1:12.663 (1)</b>	<b>98.29</b>		<b>11:38:52.473</b>
8 -	33.783	39.435	1:13.218	97.55	0.555	11:40:05.691
9 -	<b>33.704</b>	39.025	1:12.729 (2)	98.20	0.066	11:41:18.420
10 -	34.154	39.265	1:13.419	97.28	0.756	11:42:31.839
11 -	33.928	39.339	1:13.267	97.48	0.604	11:43:45.106
12 -	34.012	39.576	1:13.588	97.06	0.925	11:44:58.694

<b>P8</b>	<b>76</b>	<b>Jason BYARD</b>	Suzuki - May Construction			
IDEAL LAP TIME : 1:13.931		BEST LAP TIME : 1:14.225	DIFFERENCE : 0.294			

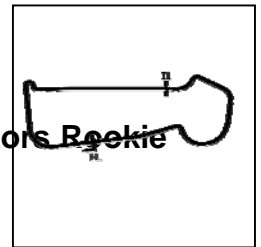
LAP	SECTOR 1	SECTOR 2	LAP TIME	MPH	DIFF	TIME OF DAY
1 -		40.174	1:21.123	88.04	6.898	11:31:32.114
2 -	35.079	40.055	1:15.134	95.06	0.909	11:32:47.248
3 -	34.832	39.808	1:14.640	95.69	0.415	11:34:01.888
4 -	34.796	40.076	1:14.872	95.39	0.647	11:35:16.760
5 -	35.067	40.106	1:15.173	95.01	0.948	11:36:31.933

Weather / Track : Overcast / Dry

Snetterton 200  
Circuit Length = 1.9840 miles  
Start: 11:30 Flag 11:44 End: 11:45

# BMCRC - MRO Championships 2018 - Rnd 8 @ Snetterton 200

Reactive Parts MRO Powerbikes inc BG Products Clubman 1000 & L&W Contractors Rookies



## RACE 6 - SECTOR ANALYSIS

SECTOR 1 = FL to I1, SECTOR 2 = I1 to FL, DIFF = Difference To Personal Best Lap, P = Crossed Finish Line in Pit Lane, D = Time Disallowed

6 -	<b>34.337</b>	39.888	<b>1:14.225 (1)</b>	<b>96.22</b>		<b>11:37:46.158</b>
7 -	34.591	40.311	1:14.902	95.35	0.677	11:39:01.060
8 -	34.506	39.828	1:14.334 (2)	96.08	0.109	11:40:15.394
9 -	35.428	<b>39.594</b>	1:15.022	95.20	0.797	11:41:30.416
10 -	34.665	39.988	1:14.653	95.67	0.428	11:42:45.069
11 -	34.828	40.142	1:14.970	95.27	0.745	11:44:00.039
12 -	34.480	40.056	1:14.536 (3)	95.82	0.311	11:45:14.575

<b>P9 133</b>	<b>Ben NEEVES</b>		BMW -			
IDEAL LAP TIME : 1:14.151		BEST LAP TIME : 1:14.348		DIFFERENCE : 0.197		
LAP	SECTOR 1	SECTOR 2	LAP TIME	MPH	DIFF	TIME OF DAY
1 -		41.020	1:22.334	86.75	7.986	11:31:33.325
2 -	34.442	40.037	1:14.479 (3)	95.90	0.131	11:32:47.804
3 -	34.512	39.858	1:14.370 (2)	96.04	0.022	11:34:02.174
4 -	34.789	40.021	1:14.810	95.47	0.462	11:35:16.984
5 -	34.558	<b>39.790</b>	<b>1:14.348 (1)</b>	<b>96.06</b>		<b>11:36:31.332</b>
6 -	<b>34.361</b>	40.221	1:14.582	95.76	0.234	11:37:45.914
7 -	34.491	40.367	1:14.858	95.41	0.510	11:39:00.772
8 -	34.562	39.969	1:14.531	95.83	0.183	11:40:15.303
9 -	35.327	39.812	1:15.139	95.05	0.791	11:41:30.442
10 -	35.060	39.977	1:15.037	95.18	0.689	11:42:45.479
11 -	34.997	40.210	1:15.207	94.97	0.859	11:44:00.686
12 -	35.597	39.825	1:15.422	94.70	1.074	11:45:16.108

<b>P10 110 R</b>	<b>Peter GUNN</b>		BMW - Cannon BMW Motorrad			
IDEAL LAP TIME : 1:14.566		BEST LAP TIME : 1:14.680		DIFFERENCE : 0.114		
LAP	SECTOR 1	SECTOR 2	LAP TIME	MPH	DIFF	TIME OF DAY
1 -		40.725	1:22.557	86.51	7.877	11:31:33.548
2 -	34.997	40.590	1:15.587	94.49	0.907	11:32:49.135
3 -	<b>34.239</b>	40.441	<b>1:14.680 (1)</b>	<b>95.64</b>		<b>11:34:03.815</b>
4 -	34.801	40.342	1:15.143 (2)	95.05	0.463	11:35:18.958
5 -	34.831	40.580	1:15.411 (3)	94.71	0.731	11:36:34.369
6 -	34.912	40.642	1:15.554	94.53	0.874	11:37:49.923
7 -	34.525	41.237	1:15.762	94.27	1.082	11:39:05.685
8 -	35.350	40.526	1:15.876	94.13	1.196	11:40:21.561
9 -	36.684	40.952	1:17.636	92.00	2.956	11:41:39.197
10 -	35.556	41.072	1:16.628	93.21	1.948	11:42:55.825
11 -	35.076	40.726	1:15.802	94.22	1.122	11:44:11.627
12 -	35.306	<b>40.327</b>	1:15.633	94.43	0.953	11:45:27.260

<b>P11 37 C</b>	<b>Aldo MORELLO</b>		Yamaha - Bitstocks & Reveal			
IDEAL LAP TIME : 1:14.693		BEST LAP TIME : 1:15.087		DIFFERENCE : 0.394		
LAP	SECTOR 1	SECTOR 2	LAP TIME	MPH	DIFF	TIME OF DAY
1 -		41.296	1:23.381	85.66	8.294	11:31:34.372
2 -	35.383	40.130	1:15.513	94.58	0.426	11:32:49.885
3 -	34.967	40.120	<b>1:15.087 (1)</b>	<b>95.12</b>		<b>11:34:04.972</b>
4 -	35.227	<b>40.100</b>	1:15.327	94.82	0.240	11:35:20.299
5 -	34.855	40.341	1:15.196 (2)	94.98	0.109	11:36:35.495
6 -	34.690	40.666	1:15.356	94.78	0.269	11:37:50.851
7 -	<b>34.593</b>	40.674	1:15.267 (3)	94.89	0.180	11:39:06.118
8 -	35.143	40.875	1:16.018	93.95	0.931	11:40:22.136
9 -	36.002	40.620	1:16.622	93.21	1.535	11:41:38.758
10 -	35.672	40.964	1:16.636	93.20	1.549	11:42:55.394
11 -	35.520	40.974	1:16.494	93.37	1.407	11:44:11.888
12 -	35.127	40.667	1:15.794	94.23	0.707	11:45:27.682

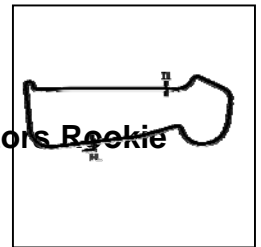
<b>P12 195 R</b>	<b>Glenn WALSH</b>		Kawasaki - GW ELECTRICAL			
IDEAL LAP TIME : 1:15.312		BEST LAP TIME : 1:15.396		DIFFERENCE : 0.084		
LAP	SECTOR 1	SECTOR 2	LAP TIME	MPH	DIFF	TIME OF DAY
1 -		42.082	1:23.778	85.25	8.382	11:31:34.769

Weather / Track : Overcast / Dry

Snetterton 200  
Circuit Length = 1.9840 miles  
Start: 11:30 Flag 11:44 End: 11:45

# BMCRC - MRO Championships 2018 - Rnd 8 @ Snetterton 200

Reactive Parts MRO Powerbikes inc BG Products Clubman 1000 & L&W Contractors Rookies



## RACE 6 - SECTOR ANALYSIS

SECTOR 1 = FL to I1, SECTOR 2 = I1 to FL, DIFF = Difference To Personal Best Lap, P = Crossed Finish Line in Pit Lane, D = Time Disallowed

2 -	35.791	40.935	1:16.726	93.09	1.330	11:32:51.495
<b>3 -</b>	34.910	40.486	<b>1:15.396 (1)</b>	<b>94.73</b>		<b>11:34:06.891</b>
4 -	34.972	<b>40.453</b>	1:15.425	94.69	0.029	11:35:22.316
5 -	<b>34.859</b>	40.555	1:15.414 <b>(2)</b>	94.71	0.018	11:36:37.730
6 -	34.997	41.200	1:16.197	93.73	0.801	11:37:53.927
7 -	34.893	40.527	1:15.420 <b>(3)</b>	94.70	0.024	11:39:09.347
8 -	34.902	40.796	1:15.698	94.35	0.302	11:40:25.045
9 -	34.955	40.558	1:15.513	94.58	0.117	11:41:40.558
10 -	34.992	41.003	1:15.995	93.98	0.599	11:42:56.553
11 -	35.065	40.912	1:15.977	94.00	0.581	11:44:12.530
12 -	35.539	41.273	1:16.812	92.98	1.416	11:45:29.342

P13 12		David COMBRINCK		Honda -			
IDEAL LAP TIME : 1:16.023		BEST LAP TIME : 1:16.273		DIFFERENCE : 0.250			
LAP	SECTOR 1	SECTOR 2	LAP TIME	MPH	DIFF	TIME OF DAY	

1 -		42.293	1:25.435	83.60	9.162	11:31:36.426
2 -	35.364	41.416	1:16.780	93.02	0.507	11:32:53.206
3 -	35.197	41.355	1:16.552 <b>(3)</b>	93.30	0.279	11:34:09.758
4 -	35.830	41.740	1:17.570	92.07	1.297	11:35:27.328
5 -	35.396	41.502	1:16.898	92.88	0.625	11:36:44.226
6 -	35.761	41.133	1:16.894	92.88	0.621	11:38:01.120
<b>7 -</b>	<b>35.289</b>	<b>40.984</b>	<b>1:16.273 (1)</b>	<b>93.64</b>		<b>11:39:17.393</b>
8 -	<b>35.039</b>	41.289	1:16.328 <b>(2)</b>	93.57	0.055	11:40:33.721
9 -	35.116	41.536	1:16.652	93.18	0.379	11:41:50.373
10 -	36.429	42.242	1:18.671	90.78	2.398	11:43:09.044
11 -	35.787	42.255	1:18.042	91.52	1.769	11:44:27.086
12 -	35.422	41.587	1:17.009	92.74	0.736	11:45:44.095

P14 24		Alan SMITH		Kawasaki - Orwells Mcs			
IDEAL LAP TIME : 1:17.036		BEST LAP TIME : 1:17.061		DIFFERENCE : 0.025			
LAP	SECTOR 1	SECTOR 2	LAP TIME	MPH	DIFF	TIME OF DAY	

1 -		44.207	1:28.629	80.58	11.568	11:31:39.620
2 -	36.572	42.529	1:19.101	90.29	2.040	11:32:58.721
3 -	36.103	43.365	1:19.468	89.87	2.407	11:34:18.189
4 -	36.028	41.980	1:18.008	91.56	0.947	11:35:36.197
<b>5 -</b>	<b>35.580</b>	41.481	<b>1:17.061 (1)</b>	<b>92.68</b>		<b>11:36:53.258</b>
6 -	35.904	41.813	1:17.717	91.90	0.656	11:38:10.975
7 -	35.649	41.710	1:17.359 <b>(3)</b>	92.32	0.298	11:39:28.334
8 -	35.894	<b>41.456</b>	1:17.350 <b>(2)</b>	92.34	0.289	11:40:45.684
9 -	35.658	42.900	1:18.558	90.92	1.497	11:42:04.242
10 -	37.346	41.867	1:19.213	90.16	2.152	11:43:23.455
11 -	36.295	42.124	1:18.419	91.08	1.358	11:44:41.874

P15 50 R		Dan WELFORD		Suzuki - SEG Sussex Electric Gates/ Vistec systems			
IDEAL LAP TIME : 1:16.844		BEST LAP TIME : 1:17.130		DIFFERENCE : 0.286			
LAP	SECTOR 1	SECTOR 2	LAP TIME	MPH	DIFF	TIME OF DAY	

1 -		43.451	1:26.662	82.41	9.532	11:31:37.653
2 -	36.396	42.920	1:19.316	90.05	2.186	11:32:56.969
3 -	37.483	43.795	1:21.278	87.87	4.148	11:34:18.247
4 -	36.381	42.409	1:18.790	90.65	1.660	11:35:37.037
5 -	35.841	42.657	1:18.498	90.99	1.368	11:36:55.535
6 -	35.973	42.453	1:18.426	91.07	1.296	11:38:13.961
7 -	35.703	42.126	1:17.829 <b>(3)</b>	91.77	0.699	11:39:31.790
<b>8 -</b>	<b>35.419</b>	<b>41.711</b>	<b>1:17.130 (1)</b>	<b>92.60</b>		<b>11:40:48.920</b>
9 -	<b>35.133</b>	42.217	1:17.350 <b>(2)</b>	92.34	0.220	11:42:06.270
10 -	37.090	42.653	1:19.743	89.56	2.613	11:43:26.013
11 -	36.248	43.256	1:19.504	89.83	2.374	11:44:45.517

Weather / Track : Overcast / Dry

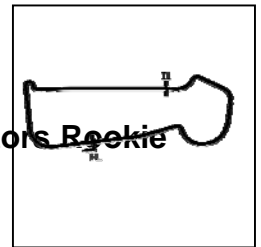
Snetterton 200

Circuit Length = 1.9840 miles

Start: 11:30 Flag 11:44 End: 11:45

# BMCRC - MRO Championships 2018 - Rnd 8 @ Snetterton 200

Reactive Parts MRO Powerbikes inc BG Products Clubman 1000 & L&W Contractors Rookie



## RACE 6 - SECTOR ANALYSIS

SECTOR 1 = FL to I1, SECTOR 2 = I1 to FL, DIFF = Difference To Personal Best Lap, P = Crossed Finish Line in Pit Lane, D = Time Disallowed

P16 333 C		Andrew HOUGHTON		Kawasaki - Greenham Kawasaki		
IDEAL LAP TIME : 1:17.974		BEST LAP TIME : 1:17.974		DIFFERENCE : 0.000		
LAP	SECTOR 1	SECTOR 2	LAP TIME	MPH	DIFF	TIME OF DAY
1 -		45.833	1:31.069	78.42	13.095	11:31:42.060
2 -	36.619	43.354	1:19.973	89.31	1.999	11:33:02.033
3 -	36.355	43.026	1:19.381	89.97	1.407	11:34:21.414
4 -	36.728	43.363	1:20.091	89.18	2.117	11:35:41.505
5 -	36.700	42.933	1:19.633	89.69	1.659	11:37:01.138
6 -	36.563	43.224	1:19.787	89.52	1.813	11:38:20.925
7 -	36.965	42.344	1:19.309 (3)	90.05	1.335	11:39:40.234
8 -	<b>35.979</b>	<b>41.995</b>	<b>1:17.974 (1)</b>	<b>91.60</b>		<b>11:40:58.208</b>
9 -	36.451	42.708	1:19.159 (2)	90.23	1.185	11:42:17.367
10 -	36.694	43.687	1:20.381	88.85	2.407	11:43:37.748
11 -	37.304	43.702	1:21.006	88.17	3.032	11:44:58.754

P17 3 C		Darren WARNER		Yamaha -		
IDEAL LAP TIME : 1:18.451		BEST LAP TIME : 1:19.020		DIFFERENCE : 0.569		
LAP	SECTOR 1	SECTOR 2	LAP TIME	MPH	DIFF	TIME OF DAY
1 -		45.350	1:30.205	79.18	11.185	11:31:41.196
2 -	37.106	43.267	1:20.373	88.86	1.353	11:33:01.569
3 -	36.326	43.191	1:19.517 (3)	89.82	0.497	11:34:21.086
4 -	36.667	43.338	1:20.005	89.27	0.985	11:35:41.091
5 -	36.789	43.024	1:19.813	89.49	0.793	11:37:00.904
6 -	36.467	43.464	1:19.931	89.35	0.911	11:38:20.835
7 -	37.247	43.035	1:20.282	88.96	1.262	11:39:41.117
8 -	<b>35.889</b>	43.189	1:19.078 (2)	90.32	0.058	11:41:00.195
9 -	36.458	<b>42.562</b>	<b>1:19.020 (1)</b>	<b>90.38</b>		<b>11:42:19.215</b>
10 -	36.493	43.703	1:20.196	89.06	1.176	11:43:39.411
11 -	36.064	45.271	1:21.335	87.81	2.315	11:45:00.746

P18 646 R		Suki RAI		Aprilia -		
IDEAL LAP TIME : 1:20.840		BEST LAP TIME : 1:20.887		DIFFERENCE : 0.047		
LAP	SECTOR 1	SECTOR 2	LAP TIME	MPH	DIFF	TIME OF DAY
1 -		46.795	1:31.338	78.19	10.451	11:31:42.329
2 -	<b>37.161</b>	44.072	1:21.233 (2)	87.92	0.346	11:33:03.562
3 -	37.553	44.946	1:22.499	86.57	1.612	11:34:26.061
4 -	37.550	44.935	1:22.485	86.59	1.598	11:35:48.546
5 -	37.325	44.481	1:21.806	87.31	0.919	11:37:10.352
6 -	37.197	44.378	1:21.575 (3)	87.55	0.688	11:38:31.927
7 -	37.208	<b>43.679</b>	<b>1:20.887 (1)</b>	<b>88.30</b>		<b>11:39:52.814</b>
8 -	39.196	43.768	1:22.964	86.09	2.077	11:41:15.778
9 -	38.001	44.213	1:22.214	86.87	1.327	11:42:37.992
10 -	37.799	44.304	1:22.103	86.99	1.216	11:44:00.095
11 -	38.155	44.896	1:23.051	86.00	2.164	11:45:23.146

P19 62 C		Kevin SILVAIN		Kawasaki - KSAUTOS		
IDEAL LAP TIME : 1:11.528		BEST LAP TIME : 1:11.537		DIFFERENCE : 0.009		
LAP	SECTOR 1	SECTOR 2	LAP TIME	MPH	DIFF	TIME OF DAY
1 -		39.439	1:19.403	89.95	7.866	11:31:30.394
2 -	33.672	40.397	1:14.069	96.43	2.532	11:32:44.463
3 -	34.598	38.475	1:13.073	97.74	1.536	11:33:57.536
4 -	33.895	38.264	1:12.159	98.98	0.622	11:35:09.695
5 -	<b>33.408</b>	38.135	1:11.543 (2)	99.83	0.006	11:36:21.238
6 -	33.805	38.370	1:12.175	98.96	0.638	11:37:33.413
7 -	33.448	38.503	1:11.951 (3)	99.26	0.414	11:38:45.364
8 -	33.417	<b>38.120</b>	<b>1:11.537 (1)</b>	<b>99.84</b>		<b>11:39:56.901</b>
9 -	34.605	38.767	1:13.372	97.34	1.835	11:41:10.273

Weather / Track : Overcast / Dry

Snetterton 200

Circuit Length = 1.9840 miles

Start: 11:30 Flag 11:44 End: 11:45

# BMCRC - MRO Championships 2018 - Rnd 8 @ Snetterton 200

Reactive Parts MRO Powerbikes inc BG Products Clubman 1000 & L&W Contractors Rookie '18

## RACE 6 - BEST SECTORS

SECTOR 1			SECTOR 2			IDEAL / BEST COMPARISON						
POS	NO	NAME	TIME	NO	NAME	TIME	POS	NO	NAME	IDEAL	BEST	DIFF
									<b>PERFECT LAP</b>	<b>1:10.780</b>		
1	99	JOHNSON	<b>32.729</b>	10	WILBY	<b>38.051</b>	1	99	JOHNSON	1:10.824	1:10.853	0.029
2	72	O'BRIEN	<b>32.813</b>	99	JOHNSON	<b>38.095</b>	2	72	O'BRIEN	1:10.964	1:11.185	0.221
3	272	JOHNSON	<b>33.046</b>	62	SILVAIN	<b>38.120</b>	3	2	BAKER	1:11.247	1:11.338	0.091
4	2	BAKER	<b>33.101</b>	2	BAKER	<b>38.146</b>	4	10	WILBY	1:11.290	1:11.290	0.000
5	10	WILBY	<b>33.239</b>	72	O'BRIEN	<b>38.151</b>	5	62	SILVAIN	1:11.528	1:11.537	0.009
6	62	SILVAIN	<b>33.408</b>	33	NEEVES	<b>38.427</b>	6	33	NEEVES	1:11.860	1:11.954	0.094
7	33	NEEVES	<b>33.433</b>	175	KENDLE	<b>38.716</b>	7	272	JOHNSON	1:12.008	1:12.008	0.000
8	175	KENDLE	<b>33.704</b>	272	JOHNSON	<b>38.962</b>	8	175	KENDLE	1:12.420	1:12.663	0.243
9	110	GUNN	<b>34.239</b>	76	BYARD	<b>39.594</b>	9	76	BYARD	1:13.931	1:14.225	0.294
10	76	BYARD	<b>34.337</b>	133	NEEVES	<b>39.790</b>	10	133	NEEVES	1:14.151	1:14.348	0.197
11	133	NEEVES	<b>34.361</b>	37	MORELLO	<b>40.100</b>	11	110	GUNN	1:14.566	1:14.680	0.114
12	37	MORELLO	<b>34.593</b>	110	GUNN	<b>40.327</b>	12	37	MORELLO	1:14.693	1:15.087	0.394
13	195	WALSH	<b>34.859</b>	195	WALSH	<b>40.453</b>	13	195	WALSH	1:15.312	1:15.396	0.084
14	12	COMBRINCK	<b>35.039</b>	12	COMBRINCK	<b>40.984</b>	14	12	COMBRINCK	1:16.023	1:16.273	0.250
15	50	WELFORD	<b>35.133</b>	24	SMITH	<b>41.456</b>	15	50	WELFORD	1:16.844	1:17.130	0.286
16	24	SMITH	<b>35.580</b>	50	WELFORD	<b>41.711</b>	16	24	SMITH	1:17.036	1:17.061	0.025
17	3	WARNER	<b>35.889</b>	333	HOUGHTON	<b>41.995</b>	17	333	HOUGHTON	1:17.974	1:17.974	0.000
18	333	HOUGHTON	<b>35.979</b>	3	WARNER	<b>42.562</b>	18	3	WARNER	1:18.451	1:19.020	0.569
19	646	RAI	<b>37.161</b>	646	RAI	<b>43.679</b>	19	646	RAI	1:20.840	1:20.887	0.047
20												

Weather / Track : Overcast / Dry

Results can be found at [www.tsl-timing.com](http://www.tsl-timing.com)

Snetterton 200

Circuit Length = 1.9840 miles

Start: 11:30 Flag 11:44 End: 11:45

Printed - 11:47 Sunday, 26 August 2018

# BMCRC - MRO Championships 2018 - Rnd 8 @ Snetterton 200

Reactive Parts MRO Powerbikes inc BG Products Clubman 1000 & L&W Contractor

## RACE 15 - GRID (12 Laps)



ROW 8	24	1:17.974	333	Andrew HOUGHTON	23	25	Louis BARTLETT	22	97	Antony James STROUD			
ROW 7					21	56	Keith WEBSTER	20	54	Steve HENEGHAN	19	8	John COUGHLAN
ROW 6	18	1:20.887	646	Suki RAI	17	3	Darren WARNER	16	50	Dan WELFORD	15	195	Glenn WALSH
ROW 5					15	24	Alan SMITH	14	12	David COMBRINCK	13	195	Glenn WALSH
ROW 4	12	1:15.087	37	Aldo MORELLO	11	110	Peter GUNN	10	133	Ben NEEVES	9	76	Jason BYARD
ROW 3					9	76	Jason BYARD	8	175	Mark KENDLE	7	272	Daniel JOHNSON
ROW 2	6	1:11.954	33	Michael NEEVES	5	62	Kevin SILVAIN	4	2	Peter BAKER	3	10	Paul WILBY
ROW 1					3	10	Paul WILBY	2	72	Michael O'BRIEN	1	99	Anthony JOHNSON
													<b>Pole</b>

Snetterton 200  
Circuit Length = 1.9840 miles

These results are provisional until the conclusion of any judicial and technical matters.

Clerk Of Course :	Timekeeper :
-------------------	--------------

Results can be found at [www.tsl-timing.com](http://www.tsl-timing.com)

Printed - 11:49 Sunday, 26 August 2018



# BMCRC - MRO Championships 2018 - Rnd 8 @ Snetterton 200

Reactive Parts MRO Powerbikes inc BG Products Clubman 1000 & L&W Contractor

## RACE 15 - CLASSIFICATION



POS	NO	CL	PIC NAME	ENTRY	LAPS	TIME	GAP	DIFF	MPH	BEST	ON
1	99		1 Anthony JOHNSON	BMW - Bexhill gearboxes	12	18:00.027			79.35	1:28.473	4
2	2		2 Peter BAKER	Kawasaki - Dodfrey Engineering	12	18:39.095	39.068	39.068	76.58	1:31.440	7
3	62	C	1 Kevin SILVAIN	Kawasaki - KSAUTOS	12	19:17.596	1:17.569	38.501	74.04	1:34.095	5
4	8		3 John COUGHLAN	Aprilia - BIKERSWORLD	12	19:20.987	1:20.960	3.391	73.82	1:34.543	12
5	10	C	2 Paul WILBY	Yamaha - MOREMOTO	12	19:33.994	1:33.967	13.007	73.00	1:35.006	3
6	175	R	1 Mark KENDLE	Kawasaki - LIMAR OILTOOLS	11	18:04.184	1 Lap	1 Lap	72.46	1:35.762	8
7	272	R	2 Daniel JOHNSON	BMW -	11	18:12.361	1 Lap	8.177	71.92	1:36.918	10
8	133		4 Ben NEEVES	BMW -	11	18:37.540	1 Lap	25.179	70.30	1:36.141	11
9	646	R	3 Suki RAI	Aprilia -	11	18:38.259	1 Lap	0.719	70.25	1:36.426	11
10	333	C	3 Andrew HOUGHTON	Kawasaki - Greenham Kawasaki	11	19:13.264	1 Lap	35.005	68.12	1:39.288	3

### NOT CLASSIFIED

DNF	195	R	Glenn WALSH	Kawasaki - GW ELECTRICAL	8	12:50.819	4 Laps	3 Laps	74.12	1:34.334	3
DNF	37	C	Aldo MORELLO	Yamaha - Bitstocks & Reveal	4	6:40.703	8 Laps	4 Laps	71.30	1:37.494	3
DNF	110	R	Peter GUNN	BMW - Cannon BMW Motorrad	3	5:22.739	9 Laps	1 Lap	66.39	1:46.304	3
DNF	50	R	Dan WELFORD	Suzuki - SEG Sussex Electric Gates/ Vistec system:	2	3:33.056	10 Laps	1 Lap	67.04	1:43.932	2
DNF	12		David COMBRINCK	Honda -	0						

### FASTEST LAP

	99		Anthony JOHNSON	BMW - Bexhill gearboxes	4	1:28.473		80.73 mph	129.92 kph
	62	C	Kevin SILVAIN	Kawasaki - KSAUTOS	5	1:34.095		75.90 mph	122.16 kph
	195	R	Glenn WALSH	Kawasaki - GW ELECTRICAL	3	1:34.334		75.71 mph	121.85 kph

Class - 92.5% of Race Speed = 73.39 mph  
 Class C - 92.5% of Race Speed = 68.48 mph  
 Class R - 92.5% of Race Speed = 67.02 mph

Snetterton 200  
 Circuit Length = 1.9840 miles  
 Start: 15:55 Flag 16:13 End: 16:15

Weather / Track : Rain / Wet  
 These results are provisional until the conclusion of any judicial and technical matters.

Clerk Of Course :	Timekeeper :
-------------------	--------------

Results can be found at [www.tsl-timing.com](http://www.tsl-timing.com)

Printed - 16:16 Sunday, 26 August 2018



# BMCRC - MRO Championships 2018 - Rnd 8 @ Snetterton 200

Reactive Parts MRO Powerbikes inc BG Products Clubman 1000 & L&W Contractors Rookie

## RACE 15 - LAP CHART

### LAP 1 @ 15:57:30.258

NO	BEHIND	LAP TIME
99		1:32.028
2	6.311	1:38.339
62	6.545	1:38.573
195	10.379	1:42.407
10	11.297	1:43.325
272	12.029	1:44.057
175	12.957	1:44.985
37	13.033	1:45.061
8	13.665	1:45.693
50	17.096	1:49.124
110	17.156	1:49.184
133	18.148	1:50.176
646	18.800	1:50.828
333	19.877	1:51.905

### LAP 2 @ 15:58:59.210

NO	BEHIND	LAP TIME
99		1:28.952
2	11.447	1:34.088
62	12.993	1:35.400
195	17.802	1:36.375
10	18.596	1:36.251
272	23.020	1:39.943
37	23.933	1:39.852
175	24.358	1:40.353
8	24.512	1:39.799
50	32.076	1:43.932
133	32.466	1:43.270
646	32.627	1:42.779
333	32.699	1:41.774
110	35.455	1:47.251

### LAP 3 @ 16:00:28.359

NO	BEHIND	LAP TIME
99		1:29.149
2	16.244	1:33.946
62	19.312	1:35.468
195	22.987	1:34.334
10	24.453	1:35.006
37	32.278	1:37.494
272	32.717	1:38.846
8	33.139	1:37.776
175	35.293	1:40.084
333	42.838	1:39.288
133	43.446	1:40.129
646	45.184	1:41.706
110	52.610	1:46.304

### LAP 4 @ 16:01:56.832

NO	BEHIND	LAP TIME
99		1:28.473
2	20.645	1:32.874
62	27.379	1:36.540
195	29.200	1:34.686
10	34.152	1:38.172
8	41.272	1:36.606
37	42.101	1:38.296
272	45.473	1:41.229
175	47.508	1:40.688
333	56.102	1:41.737

646	56.773	1:40.062
133	57.385	1:42.412

### LAP 5 @ 16:03:26.063

NO	BEHIND	LAP TIME
99		1:29.231
2	23.156	1:31.742
62	32.243	1:34.095
195	34.695	1:34.726
10	41.080	1:36.159
8	47.327	1:35.286
272	55.157	1:38.915
175	57.383	1:39.106
646	1:10.432	1:42.890
133	1:11.706	1:43.552
333	1:11.713	1:44.842

### LAP 6 @ 16:04:55.811

NO	BEHIND	LAP TIME
99		1:29.748
2	25.492	1:32.084
62	37.923	1:35.428
195	39.420	1:34.473
10	47.639	1:36.307
8	53.061	1:35.482
272	1:05.336	1:39.927
175	1:05.869	1:38.234
646	1:23.278	1:42.594
333	1:23.379	1:41.414
133	1:24.330	1:42.372

### LAP 7 @ 16:06:25.533

NO	BEHIND	LAP TIME
99		1:29.722
2	27.210	1:31.440
62	45.804	1:37.603
195	46.379	1:36.681
10	56.366	1:38.449
8	58.495	1:35.156
175	1:12.163	1:36.016
272	1:13.825	1:38.211

### LAP 8 @ 16:07:56.557

NO	BEHIND	LAP TIME
99		1:31.024
646	1 Lap	1:40.233
333	1 Lap	1:41.439
133	1 Lap	1:41.172
2	29.081	1:32.895
62	52.148	1:37.368
195	52.492	1:37.137
10	1:02.345	1:37.003
8	1:02.532	1:35.061
175	1:16.901	1:35.762
272	1:20.118	1:37.317

### LAP 9 @ 16:09:26.353

NO	BEHIND	LAP TIME
99		1:29.796
646	1 Lap	1:40.493
133	1 Lap	1:39.090

333	1 Lap	1:42.853
2	31.639	1:32.354
62	58.996	1:36.644
8	1:08.825	1:36.089
10	1:10.084	1:37.535
175	1:23.119	1:36.014
272	1:28.418	1:38.096

### LAP 10 @ 16:10:56.928

NO	BEHIND	LAP TIME
99		1:30.575
646	1 Lap	1:40.961
133	1 Lap	1:40.832
333	1 Lap	1:44.895
2	34.371	1:33.307
62	1:04.723	1:36.302
8	1:12.807	1:34.557
10	1:18.959	1:39.450
175	1:29.020	1:36.476

### LAP 11 @ 16:12:26.727

NO	BEHIND	LAP TIME
99		1:29.799
272	1 Lap	1:36.918
133	1 Lap	1:38.394
646	1 Lap	1:39.287
2	37.063	1:32.491
333	1 Lap	1:49.316
62	1:12.204	1:37.280
8	1:17.947	1:34.939
10	1:27.178	1:38.018

### LAP 12 @ 16:13:58.257

NO	BEHIND	LAP TIME
99		1:31.530
175	1 Lap	1:36.466
272	1 Lap	1:38.902
133	1 Lap	1:36.141
646	1 Lap	1:36.426
2	39.068	1:33.535
333	1 Lap	1:53.801
62	1:17.569	1:36.895
8	1:20.960	1:34.543
10	1:33.967	1:38.319

Weather / Track : Rain / Wet

Results can be found at [www.tsl-timing.com](http://www.tsl-timing.com)

Snetterton 200

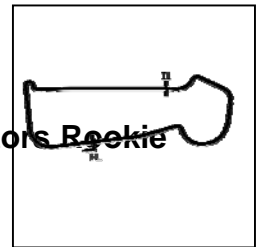
Circuit Length = 1.9840 miles

Start: 15:55 Flag 16:13 End: 16:15

Printed - 16:17 Sunday, 26 August 2018

# BMCRC - MRO Championships 2018 - Rnd 8 @ Snetterton 200

Reactive Parts MRO Powerbikes inc BG Products Clubman 1000 & L&W Contractors Rookies



## RACE 15 - SECTOR ANALYSIS

SECTOR 1 = FL to I1, SECTOR 2 = I1 to FL, DIFF = Difference To Personal Best Lap, P = Crossed Finish Line in Pit Lane, D = Time Disallowed

P1 99		Anthony JOHNSON		BMW - Bexhill gearboxes		
IDEAL LAP TIME : 1:28.248		BEST LAP TIME : 1:28.473		DIFFERENCE : 0.225		
LAP	SECTOR 1	SECTOR 2	LAP TIME	MPH	DIFF	TIME OF DAY
1 -		48.386	1:32.028	77.61	3.555	15:57:30.258
2 -	40.234	48.718	1:28.952 (2)	80.29	0.479	15:58:59.210
3 -	40.938	<b>48.211</b>	1:29.149 (3)	80.11	0.676	16:00:28.359
4 -	40.075	48.398	<b>1:28.473 (1)</b>	<b>80.73</b>		<b>16:01:56.832</b>
5 -	40.294	48.937	1:29.231	80.04	0.758	16:03:26.063
6 -	40.135	49.613	1:29.748	79.58	1.275	16:04:55.811
7 -	40.561	49.161	1:29.722	79.60	1.249	16:06:25.533
8 -	40.969	50.055	1:31.024	78.46	2.551	16:07:56.557
9 -	<b>40.037</b>	49.759	1:29.796	79.54	1.323	16:09:26.353
10 -	41.112	49.463	1:30.575	78.85	2.102	16:10:56.928
11 -	40.395	49.404	1:29.799	79.53	1.326	16:12:26.727
12 -	41.147	50.383	1:31.530	78.03	3.057	16:13:58.257

P2 2		Peter BAKER		Kawasaki - Dodfrey Engineering		
IDEAL LAP TIME : 1:31.369		BEST LAP TIME : 1:31.440		DIFFERENCE : 0.071		
LAP	SECTOR 1	SECTOR 2	LAP TIME	MPH	DIFF	TIME OF DAY
1 -		51.761	1:38.339	72.63	6.899	15:57:36.569
2 -	41.866	52.222	1:34.088	75.91	2.648	15:59:10.657
3 -	42.478	51.468	1:33.946	76.02	2.506	16:00:44.603
4 -	41.860	51.014	1:32.874	76.90	1.434	16:02:17.477
5 -	41.476	50.266	1:31.742 (2)	77.85	0.302	16:03:49.219
6 -	<b>41.254</b>	50.830	1:32.084 (3)	77.56	0.644	16:05:21.303
7 -	41.325	<b>50.115</b>	<b>1:31.440 (1)</b>	<b>78.11</b>		<b>16:06:52.743</b>
8 -	42.090	50.805	1:32.895	76.88	1.455	16:08:25.638
9 -	41.794	50.560	1:32.354	77.33	0.914	16:09:57.992
10 -	42.270	51.037	1:33.307	76.54	1.867	16:11:31.299
11 -	41.679	50.812	1:32.491	77.22	1.051	16:13:03.790
12 -	42.263	51.272	1:33.535	76.36	2.095	16:14:37.325

P3 62 C		Kevin SILVAIN		Kawasaki - KSAUTOS		
IDEAL LAP TIME : 1:34.095		BEST LAP TIME : 1:34.095		DIFFERENCE : 0.000		
LAP	SECTOR 1	SECTOR 2	LAP TIME	MPH	DIFF	TIME OF DAY
1 -		51.832	1:38.573	72.45	4.478	15:57:36.803
2 -	43.228	52.172	1:35.400 (2)	74.86	1.305	15:59:12.203
3 -	43.545	51.923	1:35.468	74.81	1.373	16:00:47.671
4 -	44.039	52.501	1:36.540	73.98	2.445	16:02:24.211
5 -	<b>42.838</b>	<b>51.257</b>	<b>1:34.095 (1)</b>	<b>75.90</b>		<b>16:03:58.306</b>
6 -	43.430	51.998	1:35.428 (3)	74.84	1.333	16:05:33.734
7 -	44.742	52.861	1:37.603	73.17	3.508	16:07:11.337
8 -	44.624	52.744	1:37.368	73.35	3.273	16:08:48.705
9 -	43.799	52.845	1:36.644	73.90	2.549	16:10:25.349
10 -	43.897	52.405	1:36.302	74.16	2.207	16:12:01.651
11 -	44.367	52.913	1:37.280	73.42	3.185	16:13:38.931
12 -	44.254	52.641	1:36.895	73.71	2.800	16:15:15.826

P4 8		John COUGHLAN		Aprilia - BIKERSWORLD		
IDEAL LAP TIME : 1:34.444		BEST LAP TIME : 1:34.543		DIFFERENCE : 0.099		
LAP	SECTOR 1	SECTOR 2	LAP TIME	MPH	DIFF	TIME OF DAY
1 -		54.008	1:45.693	67.57	11.150	15:57:43.923
2 -	45.586	54.213	1:39.799	71.56	5.256	15:59:23.722
3 -	44.594	53.182	1:37.776	73.05	3.233	16:01:01.498
4 -	44.406	52.200	1:36.606	73.93	2.063	16:02:38.104
5 -	43.352	51.934	1:35.286	74.95	0.743	16:04:13.390
6 -	43.420	52.062	1:35.482	74.80	0.939	16:05:48.872
7 -	43.459	51.697	1:35.156	75.06	0.613	16:07:24.028
8 -	43.354	51.707	1:35.061	75.13	0.518	16:08:59.089
9 -	43.858	52.231	1:36.089	74.33	1.546	16:10:35.178

Weather / Track : Rain / Wet

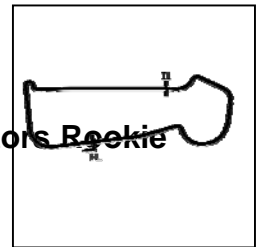
Snetterton 200

Circuit Length = 1.9840 miles

Start: 15:55 Flag 16:13 End: 16:15

# BMCRC - MRO Championships 2018 - Rnd 8 @ Snetterton 200

Reactive Parts MRO Powerbikes inc BG Products Clubman 1000 & L&W Contractors Rookies



## RACE 15 - SECTOR ANALYSIS

SECTOR 1 = FL to I1, SECTOR 2 = I1 to FL, DIFF = Difference To Personal Best Lap, P = Crossed Finish Line in Pit Lane, D = Time Disallowed

10 -	43.232	<b>51.325</b>	1:34.557 (2)	75.53	0.014	16:12:09.735
11 -	43.227	51.712	1:34.939 (3)	75.23	0.396	16:13:44.674
12 -	<b>43.119</b>	51.424	<b>1:34.543 (1)</b>	<b>75.54</b>		<b>16:15:19.217</b>

<b>P5</b>	<b>10 C</b>	<b>Paul WILBY</b>	Yamaha - MOREMOTO			
IDEAL LAP TIME : 1:34.616		BEST LAP TIME : 1:35.006	DIFFERENCE : 0.390			

LAP	SECTOR 1	SECTOR 2	LAP TIME	MPH	DIFF	TIME OF DAY
1 -		52.207	1:43.325	69.12	8.319	15:57:41.555
2 -	44.473	51.778	1:36.251 (3)	74.20	1.245	15:59:17.806
3 -	<b>43.207</b>	51.799	<b>1:35.006 (1)</b>	<b>75.17</b>		<b>16:00:52.812</b>
4 -	45.142	53.030	1:38.172	72.75	3.166	16:02:30.984
5 -	44.750	<b>51.409</b>	1:36.159 (2)	74.27	1.153	16:04:07.143
6 -	43.960	52.347	1:36.307	74.16	1.301	16:05:43.450
7 -	45.425	53.024	1:38.449	72.55	3.443	16:07:21.899
8 -	43.934	53.069	1:37.003	73.63	1.997	16:08:58.902
9 -	45.318	52.217	1:37.535	73.23	2.529	16:10:36.437
10 -	45.952	53.498	1:39.450	71.82	4.444	16:12:15.887
11 -	45.398	52.620	1:38.018	72.86	3.012	16:13:53.905
12 -	45.268	53.051	1:38.319	72.64	3.313	16:15:32.224

<b>P6</b>	<b>175 R</b>	<b>Mark KENDLE</b>	Kawasaki - LIMAR OILTOOLS			
IDEAL LAP TIME : 1:35.313		BEST LAP TIME : 1:35.762	DIFFERENCE : 0.449			

LAP	SECTOR 1	SECTOR 2	LAP TIME	MPH	DIFF	TIME OF DAY
1 -		55.690	1:44.985	68.03	9.223	15:57:43.215
2 -	45.088	55.265	1:40.353	71.17	4.591	15:59:23.568
3 -	45.844	54.240	1:40.084	71.36	4.322	16:01:03.652
4 -	46.198	54.490	1:40.688	70.93	4.926	16:02:44.340
5 -	44.952	54.154	1:39.106	72.06	3.344	16:04:23.446
6 -	43.768	54.466	1:38.234	72.70	2.472	16:06:01.680
7 -	44.114	<b>51.902</b>	1:36.016 (3)	74.38	0.254	16:07:37.696
8 -	43.548	52.214	<b>1:35.762 (1)</b>	<b>74.58</b>		<b>16:09:13.458</b>
9 -	<b>43.411</b>	52.603	1:36.014 (2)	74.39	0.252	16:10:49.472
10 -	43.438	53.038	1:36.476	74.03	0.714	16:12:25.948
11 -	43.910	52.556	1:36.466	74.04	0.704	16:14:02.414

<b>P7</b>	<b>272 R</b>	<b>Daniel JOHNSON</b>	BMW -			
IDEAL LAP TIME : 1:36.593		BEST LAP TIME : 1:36.918	DIFFERENCE : 0.325			

LAP	SECTOR 1	SECTOR 2	LAP TIME	MPH	DIFF	TIME OF DAY
1 -		55.105	1:44.057	68.64	7.139	15:57:42.287
2 -	45.059	54.884	1:39.943	71.46	3.025	15:59:22.230
3 -	44.396	54.450	1:38.846	72.25	1.928	16:01:01.076
4 -	46.866	54.363	1:41.229	70.55	4.311	16:02:42.305
5 -	44.331	54.584	1:38.915	72.20	1.997	16:04:21.220
6 -	44.996	54.931	1:39.927	71.47	3.009	16:06:01.147
7 -	44.341	53.870	1:38.211	72.72	1.293	16:07:39.358
8 -	<b>43.712</b>	53.605	1:37.317 (2)	73.39	0.399	16:09:16.675
9 -	44.120	53.976	1:38.096 (3)	72.81	1.178	16:10:54.771
10 -	44.037	<b>52.881</b>	<b>1:36.918 (1)</b>	<b>73.69</b>		<b>16:12:31.689</b>
11 -	44.318	54.584	1:38.902	72.21	1.984	16:14:10.591

<b>P8</b>	<b>133</b>	<b>Ben NEEVES</b>	BMW -			
IDEAL LAP TIME : 1:36.141		BEST LAP TIME : 1:36.141	DIFFERENCE : 0.000			

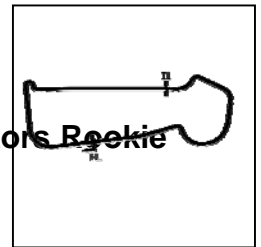
LAP	SECTOR 1	SECTOR 2	LAP TIME	MPH	DIFF	TIME OF DAY
1 -		55.573	1:50.176	64.82	14.035	15:57:48.406
2 -	47.367	55.903	1:43.270	69.16	7.129	15:59:31.676
3 -	46.360	53.769	1:40.129	71.33	3.988	16:01:11.805
4 -	47.168	55.244	1:42.412	69.74	6.271	16:02:54.217
5 -	46.747	56.805	1:43.552	68.97	7.411	16:04:37.769
6 -	46.759	55.613	1:42.372	69.77	6.231	16:06:20.141
7 -	46.503	54.669	1:41.172	70.59	5.031	16:08:01.313

Weather / Track : Rain / Wet

Snetterton 200  
Circuit Length = 1.9840 miles  
Start: 15:55 Flag 16:13 End: 16:15

# BMCRC - MRO Championships 2018 - Rnd 8 @ Snetterton 200

Reactive Parts MRO Powerbikes inc BG Products Clubman 1000 & L&W Contractors Rookies



## RACE 15 - SECTOR ANALYSIS

SECTOR 1 = FL to I1, SECTOR 2 = I1 to FL, DIFF = Difference To Personal Best Lap, P = Crossed Finish Line in Pit Lane, D = Time Disallowed

8 -	45.203	53.887	1:39.090 (3)	72.08	2.949	16:09:40.403
9 -	46.073	54.759	1:40.832	70.83	4.691	16:11:21.235
10 -	44.710	53.684	1:38.394 (2)	72.59	2.253	16:12:59.629
11 -	<b>44.321</b>	<b>51.820</b>	<b>1:36.141 (1)</b>	<b>74.29</b>		<b>16:14:35.770</b>

P9 646 R Suki RAI		Aprilia -				
IDEAL LAP TIME : 1:36.426		BEST LAP TIME : 1:36.426		DIFFERENCE : 0.000		
LAP	SECTOR 1	SECTOR 2	LAP TIME	MPH	DIFF	TIME OF DAY
1 -		56.171	1:50.828	64.44	14.402	15:57:49.058
2 -	47.525	55.254	1:42.779	69.49	6.353	15:59:31.837
3 -	46.650	55.056	1:41.706	70.22	5.280	16:01:13.543
4 -	45.597	54.465	1:40.062 (3)	71.38	3.636	16:02:53.605
5 -	46.370	56.520	1:42.890	69.41	6.464	16:04:36.495
6 -	46.073	56.521	1:42.594	69.61	6.168	16:06:19.089
7 -	45.691	54.542	1:40.233	71.25	3.807	16:07:59.322
8 -	44.816	55.677	1:40.493	71.07	4.067	16:09:39.815
9 -	46.406	54.555	1:40.961	70.74	4.535	16:11:20.776
10 -	44.567	54.720	1:39.287 (2)	71.93	2.861	16:13:00.063
11 -	<b>43.837</b>	<b>52.589</b>	<b>1:36.426 (1)</b>	<b>74.07</b>		<b>16:14:36.489</b>

P10 333 C Andrew HOUGHTON		Kawasaki - Greenham Kawasaki				
IDEAL LAP TIME : 1:39.288		BEST LAP TIME : 1:39.288		DIFFERENCE : 0.000		
LAP	SECTOR 1	SECTOR 2	LAP TIME	MPH	DIFF	TIME OF DAY
1 -		55.803	1:51.905	63.82	12.617	15:57:50.135
2 -	46.934	54.840	1:41.774	70.18	2.486	15:59:31.909
3 -	<b>45.000</b>	<b>54.288</b>	<b>1:39.288 (1)</b>	<b>71.93</b>		<b>16:01:11.197</b>
4 -	46.343	55.394	1:41.737	70.20	2.449	16:02:52.934
5 -	47.890	56.952	1:44.842	68.12	5.554	16:04:37.776
6 -	45.783	55.631	1:41.414 (2)	70.42	2.126	16:06:19.190
7 -	46.648	54.791	1:41.439 (3)	70.41	2.151	16:08:00.629
8 -	47.113	55.740	1:42.853	69.44	3.565	16:09:43.482
9 -	46.587	58.308	1:44.895	68.09	5.607	16:11:28.377
10 -	49.095	1:00.221	1:49.316	65.33	10.028	16:13:17.693
11 -	51.282	1:02.519	1:53.801	62.76	14.513	16:15:11.494

P11 195 R Glenn WALSH		Kawasaki - GW ELECTRICAL				
IDEAL LAP TIME : 1:33.597		BEST LAP TIME : 1:34.334		DIFFERENCE : 0.737		
LAP	SECTOR 1	SECTOR 2	LAP TIME	MPH	DIFF	TIME OF DAY
1 -		52.742	1:42.407	69.74	8.073	15:57:40.637
2 -	44.164	52.211	1:36.375	74.11	2.041	15:59:17.012
3 -	42.948	51.386	<b>1:34.334 (1)</b>	<b>75.71</b>		<b>16:00:51.346</b>
4 -	43.426	<b>51.260</b>	1:34.686 (3)	75.43	0.352	16:02:26.032
5 -	43.196	51.530	1:34.726	75.40	0.392	16:04:00.758
6 -	<b>42.337</b>	52.136	1:34.473 (2)	75.60	0.139	16:05:35.231
7 -	43.703	52.978	1:36.681	73.87	2.347	16:07:11.912
8 -	44.539	52.598	1:37.137	73.53	2.803	16:08:49.049

P12 37 C Aldo MORELLO		Yamaha - Bitstocks & Reveal				
IDEAL LAP TIME : 1:37.415		BEST LAP TIME : 1:37.494		DIFFERENCE : 0.079		
LAP	SECTOR 1	SECTOR 2	LAP TIME	MPH	DIFF	TIME OF DAY
1 -		53.685	1:45.061	67.98	7.567	15:57:43.291
2 -	45.664	54.188	1:39.852 (3)	71.53	2.358	15:59:23.143
3 -	44.711	<b>52.783</b>	<b>1:37.494 (1)</b>	<b>73.26</b>		<b>16:01:00.637</b>
4 -	45.154	53.142	1:38.296 (2)	72.66	0.802	16:02:38.933

P13 110 R Peter GUNN		BMW - Cannon BMW Motorrad				
IDEAL LAP TIME : 1:46.244		BEST LAP TIME : 1:46.304		DIFFERENCE : 0.060		
LAP	SECTOR 1	SECTOR 2	LAP TIME	MPH	DIFF	TIME OF DAY
1 -		<b>57.604</b>	1:49.184	65.41	2.880	15:57:47.414

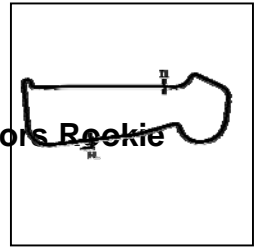
Weather / Track : Rain / Wet

Snetterton 200  
Circuit Length = 1.9840 miles  
Start: 15:55 Flag 16:13 End: 16:15

# BMCRC - MRO Championships 2018 - Rnd 8 @ Snetterton 200

Reactive Parts MRO Powerbikes inc BG Products Clubman 1000 & L&W Contractors Rookies

## RACE 15 - SECTOR ANALYSIS



SECTOR 1 = FL to I1, SECTOR 2 = I1 to FL, DIFF = Difference To Personal Best Lap, P = Crossed Finish Line in Pit Lane, D = Time Disallowed

2 -	49.613	57.638	1:47.251 (2)	66.59	0.947	15:59:34.665
3 -	<b>48.640</b>	57.664	<b>1:46.304 (1)</b>	<b>67.18</b>		<b>16:01:20.969</b>

<b>P14</b>	<b>50 R</b>	<b>Dan WELFORD</b>	Suzuki - SEG Sussex Electric Gates/ Vistec systems			
IDEAL LAP TIME : 1:43.932		BEST LAP TIME : 1:43.932	DIFFERENCE : 0.000			
LAP	SECTOR 1	SECTOR 2	LAP TIME	MPH	DIFF	TIME OF DAY
1 -		56.724	1:49.124	65.45	5.192	15:57:47.354
2 -	<b>47.273</b>	<b>56.659</b>	<b>1:43.932 (1)</b>	<b>68.72</b>		<b>15:59:31.286</b>

# BMCRC - MRO Championships 2018 - Rnd 8 @ Snetterton 200

Reactive Parts MRO Powerbikes inc BG Products Clubman 1000 & L&W Contractors Rookie '18

## RACE 15 - BEST SECTORS

SECTOR 1			SECTOR 2			IDEAL / BEST COMPARISON						
POS	NO	NAME	TIME	NO	NAME	TIME	POS	NO	NAME	IDEAL	BEST	DIFF
									<b>PERFECT LAP</b>	<b>1:28.248</b>		
1	99	JOHNSON	<b>40.037</b>	99	JOHNSON	<b>48.211</b>	1	99	JOHNSON	1:28.248	1:28.473	0.225
2	2	BAKER	<b>41.254</b>	2	BAKER	<b>50.115</b>	2	2	BAKER	1:31.369	1:31.440	0.071
3	195	WALSH	<b>42.337</b>	62	SILVAIN	<b>51.257</b>	3	195	WALSH	1:33.597	1:34.334	0.737
4	62	SILVAIN	<b>42.838</b>	195	WALSH	<b>51.260</b>	4	62	SILVAIN	1:34.095	1:34.095	0.000
5	8	COUGHLAN	<b>43.119</b>	8	COUGHLAN	<b>51.325</b>	5	8	COUGHLAN	1:34.444	1:34.543	0.099
6	10	WILBY	<b>43.207</b>	10	WILBY	<b>51.409</b>	6	10	WILBY	1:34.616	1:35.006	0.390
7	175	KENDLE	<b>43.411</b>	133	NEEVES	<b>51.820</b>	7	175	KENDLE	1:35.313	1:35.762	0.449
8	272	JOHNSON	<b>43.712</b>	175	KENDLE	<b>51.902</b>	8	133	NEEVES	1:36.141	1:36.141	0.000
9	646	RAI	<b>43.837</b>	646	RAI	<b>52.589</b>	9	646	RAI	1:36.426	1:36.426	0.000
10	133	NEEVES	<b>44.321</b>	37	MORELLO	<b>52.783</b>	10	272	JOHNSON	1:36.593	1:36.918	0.325
11	37	MORELLO	<b>44.632</b>	272	JOHNSON	<b>52.881</b>	11	37	MORELLO	1:37.415	1:37.494	0.079
12	333	HOUGHTON	<b>45.000</b>	333	HOUGHTON	<b>54.288</b>	12	333	HOUGHTON	1:39.288	1:39.288	0.000
13	50	WELFORD	<b>47.273</b>	50	WELFORD	<b>56.659</b>	13	50	WELFORD	1:43.932	1:43.932	0.000
14	110	GUNN	<b>48.640</b>	110	GUNN	<b>57.604</b>	14	110	GUNN	1:46.244	1:46.304	0.060
15												

Weather / Track : Rain / Wet

Results can be found at [www.tsl-timing.com](http://www.tsl-timing.com)

Snetterton 200

Circuit Length = 1.9840 miles

Start: 15:55 Flag 16:13 End: 16:15

Printed - 16:17 Sunday, 26 August 2018

BMCRC-MRO Championships 2018



***RKB-F1***  
***MOTORSPORT***



## **RKB / BMCRC F1 & F2 Sidecars**

**Snetterton 200 Circuit**

**25<sup>th</sup> / 26<sup>th</sup> August 2018**



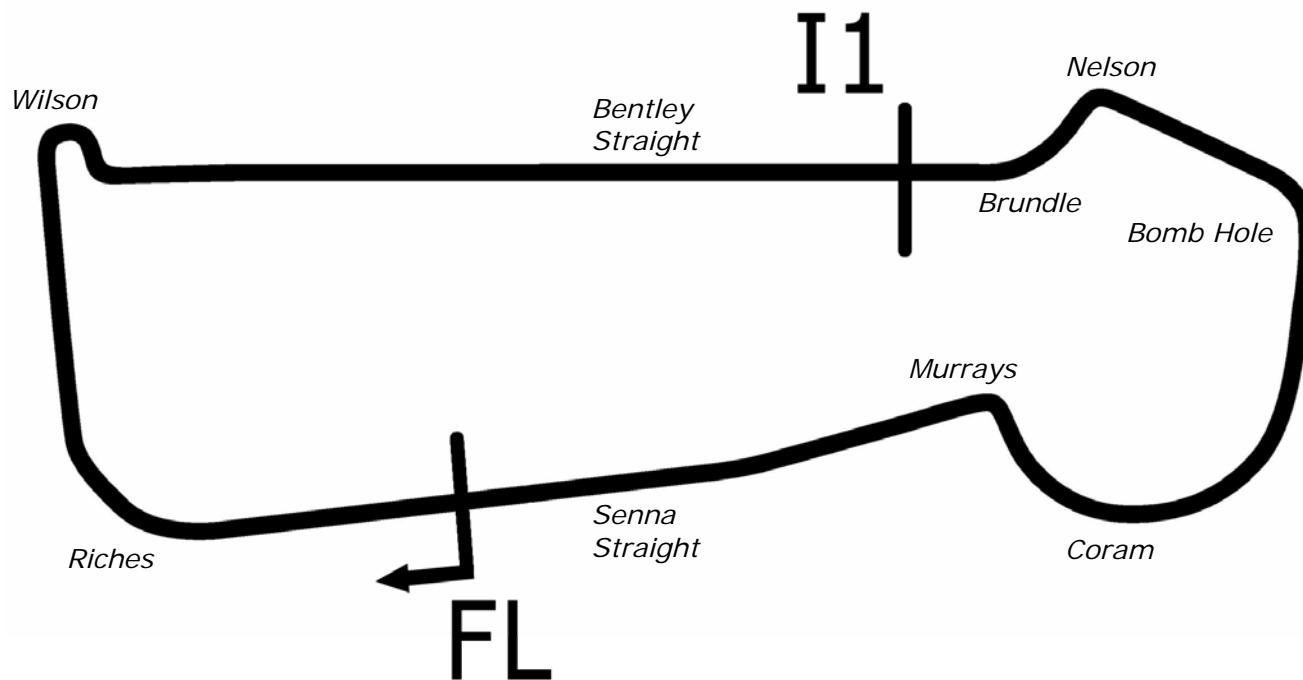
Results Provided by Timing Solutions Ltd  
[www.tsl-timing.com](http://www.tsl-timing.com)

# Snetterton 200



SPORTS TIMING

TIMING SOLUTIONS LTD



Length	1.9840 miles	3193.0 m	
FL		52.46340 N	0.94476 E
I1	1612m	52.46617 N	0.94964 E
Pit Entry	2987m	52.46364 N	0.94774 E
Pit Exit	40m after FL	52.46338 N	0.94420 E
Pit Entry–Pit Exit 246m, 14.7s @60kph, 11.0s @80kph			

All results available at [www.tsl-timing.com](http://www.tsl-timing.com)

### BMCRC - MRO Championships 2018 - Rnd 8 @ Snetterton 200

### RKB/BMCRC F1 & F2 Sidecars

### QUALIFYING - CLASSIFICATION



POS	NO	CL	PIC NAME	ENTRY	TIME	ON	LAPS	GAP	DIFF	MPH
1	35	F2	1 REEVES / THOMAS	LCR Honda - Velocity V1	1:21.643	8	8			87.48
2	75	F1	1 CLARKE / CLARKE	Windle Suzuki - City Lifting .CYB fibreglass	1:21.699	4	4	0.056	0.056	87.42
3	18	F2	2 BLACKWOOD / BLACKWOOD	Shelbourne Suzuki -	1:26.904	4	4	5.261	5.205	82.18
4	87	F2	3 SMITH / SANDERSON	Ryde 600 -	1:30.335	5	6	8.692	3.431	79.06
5	57	F1	2 ANDERSON / MASTERS	Baker Suzuki -	1:30.565	4	4	8.922	0.230	78.86
6	67	F1	3 JEFFREY / PHILLIPS	Windle - MJP racing	1:33.836	7	7	12.193	3.271	76.11
7	74	F1	4 RESTALL / HART	RCN Yamaha -	1:34.075	5	5	12.432	0.239	75.92
8	19	F1	5 MACBRIDE / THOMPSON	LCR Suzuki - Nick Webb	1:34.992	5	6	13.349	0.917	75.19
9	49	F2	4 JONES / DUPLOCK	Lumley Honda - Sidecar Radio	1:42.462	5	6	20.819	7.470	69.70
10	136	F1	6 EDWARDS / EDWARDS	BMR Suzuki - ECONOMY HEATING SERVICES			0			

Weather / Track : Bright / Dry

These results are provisional until the conclusion of any judicial and technical matters.

Snetterton 200

Circuit Length = 1.9840 miles

Start: 11:08 Flag 11:19 End: 11:21

Clerk Of Course :

Timekeeper :

Results can be found at [www.tsl-timing.com](http://www.tsl-timing.com)

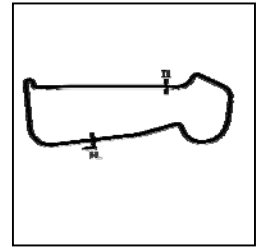
Printed - 11:21 Saturday, 25 August 2018



# BMCRC - MRO Championships 2018 - Rnd 8 @ Snetterton 200

## RKB/BMCRC F1 & F2 Sidecars

### QUALIFYING - SECTOR ANALYSIS



SECTOR 1 = FL to I1, SECTOR 2 = I1 to FL, DIFF = Difference To Personal Best Lap, P = Crossed Finish Line in Pit Lane, D = Time Disallowed

P1 35 F2		REEVES / THOMAS		LCR Honda - Velocity V1			
IDEAL LAP TIME : 1:21.567		BEST LAP TIME : 1:21.643		DIFFERENCE : 0.076			
LAP	SECTOR 1	SECTOR 2	LAP TIME	MPH	DIFF	TIME OF DAY	
1 -	47.464	49.809	1:37.273	73.42	15.630	11:10:35.424	
2 -	39.422	44.280	1:23.702	85.33	2.059	11:11:59.126	
3 -	39.070	44.153	1:23.223	85.82	1.580	11:13:22.349	
4 -	38.964	43.771	1:22.735 (3)	86.33	1.092	11:14:45.084	
5 -	38.470	44.039	1:22.509 (2)	86.56	0.866	11:16:07.593	
6 -	<b>38.441</b>	45.494	1:23.935	85.09	2.292	11:17:31.528	
7 -	40.971	45.940	1:26.911	82.18	5.268	11:18:58.439	
8 -	38.517	<b>43.126</b>	<b>1:21.643 (1)</b>	<b>87.48</b>		<b>11:20:20.082</b>	

P2 75 F1		CLARKE / CLARKE		Windle Suzuki - City Lifting .CYB fibreglass			
IDEAL LAP TIME : 1:21.699		BEST LAP TIME : 1:21.699		DIFFERENCE : 0.000			
LAP	SECTOR 1	SECTOR 2	LAP TIME	MPH	DIFF	TIME OF DAY	
1 -	44.831	49.497	1:34.328	75.72	12.629	11:10:49.772	
2 -	39.324	45.685	1:25.009 (3)	84.02	3.310	11:12:14.781	
3 -	38.681	43.650	1:22.331 (2)	86.75	0.632	11:13:37.112	
4 -	<b>38.074</b>	<b>43.625</b>	<b>1:21.699 (1)</b>	<b>87.42</b>		<b>11:14:58.811</b>	

P3 18 F2		BLACKWOOD / BLACKWOOD		Shelbourne Suzuki -			
IDEAL LAP TIME : 1:26.904		BEST LAP TIME : 1:26.904		DIFFERENCE : 0.000			
LAP	SECTOR 1	SECTOR 2	LAP TIME	MPH	DIFF	TIME OF DAY	
1 -	50.417	50.440	1:40.857	70.81	13.953	11:10:50.153	
2 -	41.496	46.943	1:28.439 (3)	80.76	1.535	11:12:18.592	
3 -	41.015	46.129	1:27.144 (2)	81.96	0.240	11:13:45.736	
4 -	<b>40.786</b>	<b>46.118</b>	<b>1:26.904 (1)</b>	<b>82.18</b>		<b>11:15:12.640</b>	

P4 87 F2		SMITH / SANDERSON		Ryde 600 -			
IDEAL LAP TIME : 1:30.335		BEST LAP TIME : 1:30.335		DIFFERENCE : 0.000			
LAP	SECTOR 1	SECTOR 2	LAP TIME	MPH	DIFF	TIME OF DAY	
1 -	50.607	51.267	1:41.874	70.11	11.539	11:10:52.001	
2 -	44.508	49.697	1:34.205	75.81	3.870	11:12:26.206	
3 -	43.404	48.866	1:32.270 (3)	77.40	1.935	11:13:58.476	
4 -	42.971	48.335	1:31.306 (2)	78.22	0.971	11:15:29.782	
5 -	<b>42.846</b>	<b>47.489</b>	<b>1:30.335 (1)</b>	<b>79.06</b>		<b>11:17:00.117</b>	
6 -	43.903	49.197	1:33.100	76.71	2.765	11:18:33.217	

P5 57 F1		ANDERSON / MASTERS		Baker Suzuki -			
IDEAL LAP TIME : 1:30.542		BEST LAP TIME : 1:30.565		DIFFERENCE : 0.023			
LAP	SECTOR 1	SECTOR 2	LAP TIME	MPH	DIFF	TIME OF DAY	
1 -	OUTLAP	52.775	1:43.748	68.84	13.183	11:16:11.351	
2 -	44.191	50.756	1:34.947 (3)	75.22	4.382	11:17:46.298	
3 -	<b>43.337</b>	48.717	1:32.054 (2)	77.59	1.489	11:19:18.352	
4 -	43.360	<b>47.205</b>	<b>1:30.565 (1)</b>	<b>78.86</b>		<b>11:20:48.917</b>	

P6 67 F1		JEFFREY / PHILLIPS		Windle - MJP racing			
IDEAL LAP TIME : 1:33.772		BEST LAP TIME : 1:33.836		DIFFERENCE : 0.064			
LAP	SECTOR 1	SECTOR 2	LAP TIME	MPH	DIFF	TIME OF DAY	
1 -	54.057	56.696	1:50.753	64.49	16.917	11:11:03.559	
2 -	45.650	52.791	1:38.441	72.55	4.605	11:12:42.000	
3 -	45.608	50.877	1:36.485 (3)	74.02	2.649	11:14:18.485	
4 -	45.525	52.038	1:37.563	73.20	3.727	11:15:56.048	
5 -	<b>44.373</b>	50.910	1:35.283 (2)	74.96	1.447	11:17:31.331	
6 -	45.610	52.484	1:38.094	72.81	4.258	11:19:09.425	
7 -	44.437	<b>49.399</b>	<b>1:33.836 (1)</b>	<b>76.11</b>		<b>11:20:43.261</b>	

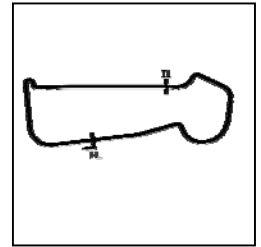
Weather / Track : Bright / Dry

Snetterton 200  
Circuit Length = 1.9840 miles  
Start: 11:08 Flag 11:19 End: 11:21

# BMCRC - MRO Championships 2018 - Rnd 8 @ Snetterton 200

## RKB/BMCRC F1 & F2 Sidecars

### QUALIFYING - SECTOR ANALYSIS



SECTOR 1 = FL to I1, SECTOR 2 = I1 to FL, DIFF = Difference To Personal Best Lap, P = Crossed Finish Line in Pit Lane, D = Time Disallowed

<b>P7 74 F1</b>		<b>RESTALL / HART</b>		RCN Yamaha -			
IDEAL LAP TIME : 1:34.075		BEST LAP TIME : 1:34.075		DIFFERENCE : 0.000			
LAP	SECTOR 1	SECTOR 2	LAP TIME	MPH	DIFF	TIME OF DAY	
1 -	46.532	53.064	1:39.596 (3)	71.71	5.521	11:10:41.323	
2 -	44.408	50.530	1:34.938 (2)	75.23	0.863	11:12:16.261	
3 -	44.717	IN PIT	2:45.356 P	43.19	1:11.281	11:15:01.617	
4 -	OUTLAP	52.288	1:45.072	67.97	10.997	11:16:46.689	
5 -	<b>44.064</b>	<b>50.011</b>	<b>1:34.075 (1)</b>	<b>75.92</b>		<b>11:18:20.764</b>	

<b>P8 19 F1</b>		<b>MACBRIDE / THOMPSON</b>		LCR Suzuki - Nick Webb			
IDEAL LAP TIME : 1:34.188		BEST LAP TIME : 1:34.992		DIFFERENCE : 0.804			
LAP	SECTOR 1	SECTOR 2	LAP TIME	MPH	DIFF	TIME OF DAY	
1 -	54.665	55.807	1:50.472	64.65	15.480	11:11:05.556	
2 -	44.658	52.644	1:37.302	73.40	2.310	11:12:42.858	
3 -	45.103	51.426	1:36.529	73.99	1.537	11:14:19.387	
4 -	43.711	51.841	1:35.552 (3)	74.75	0.560	11:15:54.939	
5 -	44.475	<b>50.517</b>	<b>1:34.992 (1)</b>	<b>75.19</b>		<b>11:17:29.931</b>	
6 -	<b>43.671</b>	51.428	1:35.099 (2)	75.10	0.107	11:19:05.030	

<b>P9 49 F2</b>		<b>JONES / DUPLOCK</b>		Lumley Honda - Sidecar Radio			
IDEAL LAP TIME : 1:41.298		BEST LAP TIME : 1:42.462		DIFFERENCE : 1.164			
LAP	SECTOR 1	SECTOR 2	LAP TIME	MPH	DIFF	TIME OF DAY	
1 -	1:01.123	1:02.829	2:03.952	57.62	21.490	11:11:28.899	
2 -	55.120	58.902	1:54.022	62.64	11.560	11:13:22.921	
3 -	49.299	55.423	1:44.722 (3)	68.20	2.260	11:15:07.643	
4 -	49.307	<b>54.076</b>	1:43.383 (2)	69.08	0.921	11:16:51.026	
5 -	<b>47.222</b>	55.240	<b>1:42.462 (1)</b>	<b>69.70</b>		<b>11:18:33.488</b>	
6 -	48.245	59.495	1:47.740	66.29	5.278	11:20:21.228	

# BMCRC - MRO Championships 2018 - Rnd 8 @ Snetterton 200

## RKB/BMCRC F1 & F2 Sidecars

### QUALIFYING - BEST SECTORS

SECTOR 1			SECTOR 2			IDEAL / BEST COMPARISON						
POS	NO	NAME	TIME	NO	NAME	TIME	POS	NO	NAME	IDEAL	BEST	DIFF
									<b>PERFECT LAP</b>	<b>1:21.200</b>		
1	75	CLARKE / CLARKE	<b>38.074</b>	35	REEVES / THOMAS	<b>43.126</b>	1	35	REEVES / THOMAS	1:21.567	1:21.643	0.076
2	35	REEVES / THOMAS	<b>38.441</b>	75	CLARKE / CLARKE	<b>43.625</b>	2	75	CLARKE / CLARKE	1:21.699	1:21.699	0.000
3	18	BLACKWOOD / BLACKWOOD	<b>40.786</b>	18	BLACKWOOD / BLACKWOOD	<b>46.118</b>	3	18	BLACKWOOD / BLAC	1:26.904	1:26.904	0.000
4	87	SMITH / SANDERSON	<b>42.846</b>	57	ANDERSON / MASTERS	<b>47.205</b>	4	87	SMITH / SANDERSOI	1:30.335	1:30.335	0.000
5	57	ANDERSON / MASTERS	<b>43.337</b>	87	SMITH / SANDERSON	<b>47.489</b>	5	57	ANDERSON / MASTE	1:30.542	1:30.565	0.023
6	19	MACBRIDE / THOMPSON	<b>43.671</b>	67	JEFFREY / PHILLIPS	<b>49.399</b>	6	67	JEFFREY / PHILLIPS	1:33.772	1:33.836	0.064
7	74	RESTALL / HART	<b>44.064</b>	74	RESTALL / HART	<b>50.011</b>	7	74	RESTALL / HART	1:34.075	1:34.075	0.000
8	67	JEFFREY / PHILLIPS	<b>44.373</b>	19	MACBRIDE / THOMPSON	<b>50.517</b>	8	19	MACBRIDE / THOMP	1:34.188	1:34.992	0.804
9	49	JONES / DUPLOCK	<b>47.222</b>	49	JONES / DUPLOCK	<b>54.076</b>	9	49	JONES / DUPLOCK	1:41.298	1:42.462	1.164
10	136	EDWARDS / EDWARDS	<b>53.739</b>									

Weather / Track : Bright / Dry

Results can be found at [www.tsl-timing.com](http://www.tsl-timing.com)

Snetterton 200

Circuit Length = 1.9840 miles

Start: 11:08 Flag 11:19 End: 11:21

Printed - 11:22 Saturday, 25 August 2018

### BMCRC - MRO Championships 2018 - Rnd 8 @ Snetterton 200

### RKB/BMCRC F1 & F2 Sidecars

### RACE 8 - GRID (8 Laps)



ROW 5	10	136	EDWARDS / EDWARDS	1:42.462	9	49	JONES / DUPLOCK
ROW 4	8	19	MACBRIDE / THOMPSON	1:34.992	7	74	RESTALL / HART
ROW 3	6	67	JEFFREY / PHILLIPS	1:33.836	5	57	ANDERSON / MASTERS
ROW 2	4	87	SMITH / SANDERSON	1:30.335	3	18	BLACKWOOD / BLACKWOOD
ROW 1	2	75	CLARKE / CLARKE	1:21.699	1	35	REEVES / THOMAS
<b>Pole</b>							

Snetterton 200  
Circuit Length = 1.9840 miles

These results are provisional until the conclusion of any judicial and technical matters.

Clerk Of Course :	Timekeeper :
-------------------	--------------

Results can be found at [www.tsl-timing.com](http://www.tsl-timing.com)

Printed - 11:23 Saturday, 25 August 2018



### BMCRC - MRO Championships 2018 - Rnd 8 @ Snetterton 200

### RKB/BMCRC F1 & F2 Sidecars

### RACE 8 - CLASSIFICATION

POS	NO	CL	PIC NAME	ENTRY	LAPS	TIME	GAP	DIFF	MPH	BEST	ON
1	75	F1	1 CLARKE / CLARKE	Windle Suzuki - City Lifting .CYB fibreglass	8	10:56.550			87.03	1:19.571	2
2	35	F2	1 REEVES / THOMAS	LCR Honda - Velocity V1	8	10:56.624	0.074	0.074	87.02	1:20.288	7
3	87	F2	2 SMITH / SANDERSON	Ryde 600 -	8	11:37.851	41.301	41.227	81.88	1:25.393	7
4	18	F2	3 BLACKWOOD / BLACKWOOD	Shelbourne Suzuki -	8	11:45.447	48.897	7.596	80.99	1:25.559	7
5	57	F1	2 ANDERSON / MASTERS	Baker Suzuki -	8	11:59.150	1:02.600	13.703	79.45	1:26.955	5
6	67	F1	3 JEFFREY / PHILLIPS	Windle - MJP racing	8	12:11.450	1:14.900	12.300	78.11	1:29.008	8
7	19	F1	4 MACBRIDE / THOMPSON	LCR Suzuki - Nick Webb	8	12:27.043	1:30.493	15.593	76.48	1:31.396	5
8	49	F2	4 JONES / DUPLOCK	Lumley Honda - Sidecar Radio	7	11:28.279	1 Lap	1 Lap	72.64	1:36.207	7

#### NOT CLASSIFIED

DNF	136	F1	EDWARDS / EDWARDS	BMR Suzuki - ECONOMY HEATING SERVICES	3	4:35.946	5 Laps	4 Laps	77.65	1:27.274	2
DNF	74	F1	RESTALL / HART	RCN Yamaha -	0						

#### FASTEST LAP

75	F1	CLARKE / CLARKE	Windle Suzuki - City Lifting .CYB fibreglass	2	1:19.571	89.76 mph	144.45 kph
35	F2	REEVES / THOMAS	LCR Honda - Velocity V1	7	1:20.288	88.96 mph	143.16 kph

Class F1 - 92.5% of Race Speed = 80.50 mph

Class F2 - 92.5% of Race Speed = 80.49 mph

Snetterton 200

Circuit Length = 1.9840 miles

Start: 14:32 Flag 14:43 End: 14:45

Weather / Track : Cloudy / Dry

These results are provisional until the conclusion of any judicial and technical matters.

Clerk Of Course :	Timekeeper :
-------------------	--------------

Results can be found at [www.tsl-timing.com](http://www.tsl-timing.com)

Printed - 14:45 Saturday, 25 August 2018



# BMCR - MRO Championships 2018 - Rnd 8 @ Snetterton 200

## RKB/BMCRC F1 & F2 Sidecars

### RACE 8 - LAP CHART

#### LAP 1 @ 14:34:18.790

NO	BEHIND	LAP TIME
75		1:25.604
35	1.697	1:27.301
87	5.689	1:31.293
57	7.944	1:33.548
136	9.896	1:35.500
18	10.629	1:36.233
67	12.387	1:37.991
19	15.822	1:41.426
49	20.042	1:45.646

#### LAP 2 @ 14:35:38.361

NO	BEHIND	LAP TIME
75		1:19.571
35	4.260	1:22.134
87	11.813	1:25.695
57	16.240	1:27.867
136	17.599	1:27.274
18	18.606	1:27.548
67	23.616	1:30.800
19	28.291	1:32.040
49	37.837	1:37.366

#### LAP 3 @ 14:36:58.329

NO	BEHIND	LAP TIME
75		1:19.968
35	5.923	1:21.631
87	19.206	1:27.361
57	25.552	1:29.280
18	26.411	1:27.773
136	30.803	1:33.172
67	33.649	1:30.001
19	40.540	1:32.217
49	55.668	1:37.799

#### LAP 4 @ 14:38:19.049

NO	BEHIND	LAP TIME
75		1:20.720
35	7.094	1:21.891
87	25.669	1:27.183
18	33.756	1:28.065
57	34.611	1:29.779
67	44.255	1:31.326
19	51.917	1:32.097
49	1:11.391	1:36.443

#### LAP 5 @ 14:39:40.159

NO	BEHIND	LAP TIME
75		1:21.110
35	7.249	1:21.265
87	32.086	1:27.527
18	38.680	1:26.034
57	40.456	1:26.955
67	54.016	1:30.871
19	1:02.203	1:31.396

#### LAP 6 @ 14:41:02.941

NO	BEHIND	LAP TIME
75		1:22.782

35	5.156	1:20.689
49	1 Lap	1:37.717
87	36.913	1:27.609
18	42.047	1:26.149
57	45.718	1:28.044
67	1:02.690	1:31.456
19	1:10.926	1:31.505

#### LAP 7 @ 14:42:26.547

NO	BEHIND	LAP TIME
75		1:23.606
35	1.838	1:20.288
49	1 Lap	1:37.101
87	38.700	1:25.393
18	44.000	1:25.559
57	53.785	1:31.673
67	1:09.081	1:29.997
19	1:19.953	1:32.633

#### LAP 8 @ 14:43:49.736

NO	BEHIND	LAP TIME
75		1:23.189
35	0.074	1:21.425
49	1 Lap	1:36.207
87	41.301	1:25.790
18	48.897	1:28.086
57	1:02.600	1:32.004
67	1:14.900	1:29.008
19	1:30.493	1:33.729

Weather / Track : Cloudy / Dry

Results can be found at [www.tsl-timing.com](http://www.tsl-timing.com)

Snetterton 200

Circuit Length = 1.9840 miles

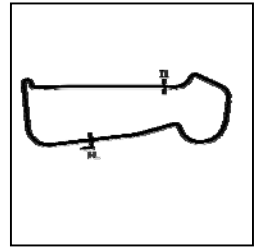
Start: 14:32 Flag 14:43 End: 14:45

Printed - 14:46 Saturday, 25 August 2018

# BMCRC - MRO Championships 2018 - Rnd 8 @ Snetterton 200

## RKB/BMCRC F1 & F2 Sidecars

### RACE 8 - SECTOR ANALYSIS



SECTOR 1 = FL to I1, SECTOR 2 = I1 to FL, DIFF = Difference To Personal Best Lap, P = Crossed Finish Line in Pit Lane, D = Time Disallowed

P1 75 F1		CLARKE / CLARKE		Windle Suzuki - City Lifting .CYB fibreglass			
IDEAL LAP TIME : 1:19.463		BEST LAP TIME : 1:19.571		DIFFERENCE : 0.108			
LAP	SECTOR 1	SECTOR 2	LAP TIME	MPH	DIFF	TIME OF DAY	
1 -		<b>42.180</b>	1:25.604	83.43	6.033	14:34:18.790	
2 -	<b>37.283</b>	42.288	<b>1:19.571 (1)</b>	<b>89.76</b>		<b>14:35:38.361</b>	
3 -	37.399	42.569	1:19.968 (2)	89.31	0.397	14:36:58.329	
4 -	37.687	43.033	1:20.720 (3)	88.48	1.149	14:38:19.049	
5 -	38.279	42.831	1:21.110	88.05	1.539	14:39:40.159	
6 -	38.748	44.034	1:22.782	86.28	3.211	14:41:02.941	
7 -	39.186	44.420	1:23.606	85.43	4.035	14:42:26.547	
8 -	39.115	44.074	1:23.189	85.85	3.618	14:43:49.736	

P2 35 F2		REEVES / THOMAS		LCR Honda - Velocity V1			
IDEAL LAP TIME : 1:20.288		BEST LAP TIME : 1:20.288		DIFFERENCE : 0.000			
LAP	SECTOR 1	SECTOR 2	LAP TIME	MPH	DIFF	TIME OF DAY	
1 -		43.317	1:27.301	81.81	7.013	14:34:20.487	
2 -	38.794	43.340	1:22.134	86.96	1.846	14:35:42.621	
3 -	38.565	43.066	1:21.631	87.49	1.343	14:37:04.252	
4 -	38.630	43.261	1:21.891	87.22	1.603	14:38:26.143	
5 -	38.634	42.631	1:21.265 (3)	87.89	0.977	14:39:47.408	
6 -	38.189	42.500	1:20.689 (2)	88.51	0.401	14:41:08.097	
7 -	<b>37.866</b>	<b>42.422</b>	<b>1:20.288 (1)</b>	<b>88.96</b>		<b>14:42:28.385</b>	
8 -	38.273	43.152	1:21.425	87.71	1.137	14:43:49.810	

P3 87 F2		SMITH / SANDERSON		Ryde 600 -			
IDEAL LAP TIME : 1:24.519		BEST LAP TIME : 1:25.393		DIFFERENCE : 0.874			
LAP	SECTOR 1	SECTOR 2	LAP TIME	MPH	DIFF	TIME OF DAY	
1 -		45.361	1:31.293	78.23	5.900	14:34:24.479	
2 -	40.199	45.496	1:25.695 (2)	83.34	0.302	14:35:50.174	
3 -	40.550	46.811	1:27.361	81.75	1.968	14:37:17.535	
4 -	40.528	46.655	1:27.183	81.92	1.790	14:38:44.718	
5 -	40.984	46.543	1:27.527	81.60	2.134	14:40:12.245	
6 -	41.711	45.898	1:27.609	81.52	2.216	14:41:39.854	
7 -	40.474	<b>44.919</b>	<b>1:25.393 (1)</b>	<b>83.64</b>		<b>14:43:05.247</b>	
8 -	<b>39.600</b>	46.190	1:25.790 (3)	83.25	0.397	14:44:31.037	

P4 18 F2		BLACKWOOD / BLACKWOOD		Shelbourne Suzuki -			
IDEAL LAP TIME : 1:25.559		BEST LAP TIME : 1:25.559		DIFFERENCE : 0.000			
LAP	SECTOR 1	SECTOR 2	LAP TIME	MPH	DIFF	TIME OF DAY	
1 -		47.355	1:36.233	74.22	10.674	14:34:29.419	
2 -	40.776	46.772	1:27.548	81.58	1.989	14:35:56.967	
3 -	41.532	46.241	1:27.773	81.37	2.214	14:37:24.740	
4 -	42.231	45.834	1:28.065	81.10	2.506	14:38:52.805	
5 -	40.552	45.482	1:26.034 (2)	83.01	0.475	14:40:18.839	
6 -	40.339	45.810	1:26.149 (3)	82.90	0.590	14:41:44.988	
7 -	<b>40.261</b>	<b>45.298</b>	<b>1:25.559 (1)</b>	<b>83.48</b>		<b>14:43:10.547</b>	
8 -	41.220	46.866	1:28.086	81.08	2.527	14:44:38.633	

P5 57 F1		ANDERSON / MASTERS		Baker Suzuki -			
IDEAL LAP TIME : 1:26.955		BEST LAP TIME : 1:26.955		DIFFERENCE : 0.000			
LAP	SECTOR 1	SECTOR 2	LAP TIME	MPH	DIFF	TIME OF DAY	
1 -		47.039	1:33.548	76.35	6.593	14:34:26.734	
2 -	41.323	46.544	1:27.867 (2)	81.28	0.912	14:35:54.601	
3 -	41.942	47.338	1:29.280	80.00	2.325	14:37:23.881	
4 -	42.993	46.786	1:29.779	79.55	2.824	14:38:53.660	
5 -	<b>40.731</b>	<b>46.224</b>	<b>1:26.955 (1)</b>	<b>82.14</b>		<b>14:40:20.615</b>	
6 -	40.890	47.154	1:28.044 (3)	81.12	1.089	14:41:48.659	
7 -	43.577	48.096	1:31.673	77.91	4.718	14:43:20.332	
8 -	43.384	48.620	1:32.004	77.63	5.049	14:44:52.336	

Weather / Track : Cloudy / Dry

Snetterton 200

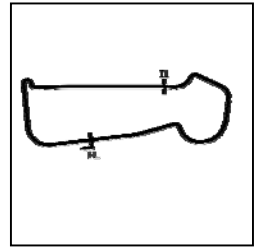
Circuit Length = 1.9840 miles

Start: 14:32 Flag 14:43 End: 14:45

# BMCRC - MRO Championships 2018 - Rnd 8 @ Snetterton 200

## RKB/BMCRC F1 & F2 Sidecars

### RACE 8 - SECTOR ANALYSIS



SECTOR 1 = FL to I1, SECTOR 2 = I1 to FL, DIFF = Difference To Personal Best Lap, P = Crossed Finish Line in Pit Lane, D = Time Disallowed

P6 67 F1		JEFFREY / PHILLIPS		Windle - MJP racing		
IDEAL LAP TIME : 1:29.008		BEST LAP TIME : 1:29.008		DIFFERENCE : 0.000		
LAP	SECTOR 1	SECTOR 2	LAP TIME	MPH	DIFF	TIME OF DAY
1 -		48.398	1:37.991	72.88	8.983	14:34:31.177
2 -	42.409	48.391	1:30.800	78.66	1.792	14:36:01.977
3 -	42.428	47.573	1:30.001 (3)	79.36	0.993	14:37:31.978
4 -	42.835	48.491	1:31.326	78.20	2.318	14:39:03.304
5 -	42.316	48.555	1:30.871	78.60	1.863	14:40:34.175
6 -	42.849	48.607	1:31.456	78.09	2.448	14:42:05.631
7 -	42.734	47.263	1:29.997 (2)	79.36	0.989	14:43:35.628
8 -	<b>41.788</b>	<b>47.220</b>	<b>1:29.008 (1)</b>	<b>80.24</b>		<b>14:45:04.636</b>

P7 19 F1		MACBRIDE / THOMPSON		LCR Suzuki - Nick Webb		
IDEAL LAP TIME : 1:31.061		BEST LAP TIME : 1:31.396		DIFFERENCE : 0.335		
LAP	SECTOR 1	SECTOR 2	LAP TIME	MPH	DIFF	TIME OF DAY
1 -		49.937	1:41.426	70.42	10.030	14:34:34.612
2 -	42.196	49.844	1:32.040 (3)	77.60	0.644	14:36:06.652
3 -	42.362	49.855	1:32.217	77.45	0.821	14:37:38.869
4 -	42.525	49.572	1:32.097	77.55	0.701	14:39:10.966
5 -	42.483	<b>48.913</b>	<b>1:31.396 (1)</b>	<b>78.14</b>		<b>14:40:42.362</b>
6 -	<b>42.148</b>	49.357	1:31.505 (2)	78.05	0.109	14:42:13.867
7 -	43.125	49.508	1:32.633	77.10	1.237	14:43:46.500
8 -	43.655	50.074	1:33.729	76.20	2.333	14:45:20.229

P8 49 F2		JONES / DUPLOCK		Lumley Honda - Sidecar Radio		
IDEAL LAP TIME : 1:36.043		BEST LAP TIME : 1:36.207		DIFFERENCE : 0.164		
LAP	SECTOR 1	SECTOR 2	LAP TIME	MPH	DIFF	TIME OF DAY
1 -		52.457	1:45.646	67.60	9.439	14:34:38.832
2 -	45.513	51.853	1:37.366	73.35	1.159	14:36:16.198
3 -	46.024	51.775	1:37.799	73.03	1.592	14:37:53.997
4 -	<b>45.384</b>	51.059	1:36.443 (2)	74.05	0.236	14:39:30.440
5 -	46.672	51.045	1:37.717	73.09	1.510	14:41:08.157
6 -	45.731	51.370	1:37.101 (3)	73.55	0.894	14:42:45.258
7 -	45.548	<b>50.659</b>	<b>1:36.207 (1)</b>	<b>74.24</b>		<b>14:44:21.465</b>

P9 136 F1		EDWARDS / EDWARDS		BMR Suzuki - ECONOMY HEATING SERVICES		
IDEAL LAP TIME : 1:27.274		BEST LAP TIME : 1:27.274		DIFFERENCE : 0.000		
LAP	SECTOR 1	SECTOR 2	LAP TIME	MPH	DIFF	TIME OF DAY
1 -		46.661	1:35.500	74.79	8.226	14:34:28.686
2 -	<b>40.913</b>	<b>46.361</b>	<b>1:27.274 (1)</b>	<b>81.84</b>		<b>14:35:55.960</b>
3 -	46.561	46.611	1:33.172 (2)	76.65	5.898	14:37:29.132

# BMCRC - MRO Championships 2018 - Rnd 8 @ Snetterton 200

## RKB/BMCRC F1 & F2 Sidecars

### RACE 8 - BEST SECTORS

SECTOR 1			SECTOR 2			IDEAL / BEST COMPARISON						
POS	NO	NAME	TIME	NO	NAME	TIME	POS	NO	NAME	IDEAL	BEST	DIFF
									<b>PERFECT LAP</b>	<b>1:19.463</b>		
1	75	CLARKE / CLARKE	<b>37.283</b>	75	CLARKE / CLARKE	<b>42.180</b>	1	75	CLARKE / CLARKE	1:19.463	1:19.571	0.108
2	35	REEVES / THOMAS	<b>37.866</b>	35	REEVES / THOMAS	<b>42.422</b>	2	35	REEVES / THOMAS	1:20.288	1:20.288	0.000
3	87	SMITH / SANDERSON	<b>39.600</b>	87	SMITH / SANDERSON	<b>44.919</b>	3	87	SMITH / SANDERSON	1:24.519	1:25.393	0.874
4	18	BLACKWOOD / BLACKWOOD	<b>40.261</b>	18	BLACKWOOD / BLACKWOOD	<b>45.298</b>	4	18	BLACKWOOD / BLACKWOOD	1:25.559	1:25.559	0.000
5	57	ANDERSON / MASTERS	<b>40.731</b>	57	ANDERSON / MASTERS	<b>46.224</b>	5	57	ANDERSON / MASTERS	1:26.955	1:26.955	0.000
6	136	EDWARDS / EDWARDS	<b>40.913</b>	136	EDWARDS / EDWARDS	<b>46.361</b>	6	136	EDWARDS / EDWARDS	1:27.274	1:27.274	0.000
7	67	JEFFREY / PHILLIPS	<b>41.788</b>	67	JEFFREY / PHILLIPS	<b>47.220</b>	7	67	JEFFREY / PHILLIPS	1:29.008	1:29.008	0.000
8	19	MACBRIDE / THOMPSON	<b>42.148</b>	19	MACBRIDE / THOMPSON	<b>48.913</b>	8	19	MACBRIDE / THOMPSON	1:31.061	1:31.396	0.335
9	49	JONES / DUPLOCK	<b>45.384</b>	49	JONES / DUPLOCK	<b>50.659</b>	9	49	JONES / DUPLOCK	1:36.043	1:36.207	0.164
10												

Weather / Track : Cloudy / Dry

Results can be found at [www.tsl-timing.com](http://www.tsl-timing.com)

Snetterton 200  
Circuit Length = 1.9840 miles  
Start: 14:32 Flag 14:43 End: 14:45  
Printed - 14:46 Saturday, 25 August 2018

### BMCRC - MRO Championships 2018 - Rnd 8 @ Snetterton 200

#### RKB/BMCRC F1 & F2 Sidecars

#### RACE 16 - GRID (8 Laps)



ROW 5	10	74	RESTALL / HART	1:36.207	9	49	JONES / DUPLOCK
ROW 4	8	19	MACBRIDE / THOMPSON	1:31.396	7	67	JEFFREY / PHILLIPS
ROW 3	6	136	EDWARDS / EDWARDS	1:27.274	5	57	ANDERSON / MASTERS
ROW 2	4	18	BLACKWOOD / BLACKWOOD	1:25.559	3	87	SMITH / SANDERSON
ROW 1	2	35	REEVES / THOMAS	1:20.288	1	75	CLARKE / CLARKE
<b>Pole</b>							

Snetterton 200  
Circuit Length = 1.9840 miles

These results are provisional until the conclusion of any judicial and technical matters.

Clerk Of Course :	Timekeeper :
-------------------	--------------

Results can be found at [www.tsl-timing.com](http://www.tsl-timing.com)

Printed - 14:48 Saturday, 25 August 2018



### BMCRC - MRO Championships 2018 - Rnd 8 @ Snetterton 200

### RKB/BMCRC F1 & F2 Sidecars

### RACE 16 - CLASSIFICATION

POS	NO	CL	PIC NAME	ENTRY	LAPS	TIME	GAP	DIFF	MPH	BEST	ON
1	75	F1	1 CLARKE / CLARKE	Windle Suzuki - City Lifting .CYB fibreglass	8	10:51.685			87.68	1:19.755	3
2	35	F2	1 REEVES / THOMAS	LCR Honda - Velocity V1	8	11:19.390	27.705	27.705	84.10	1:21.038	2
3	87	F2	2 SMITH / SANDERSON	Ryde 600 -	8	11:34.230	42.545	14.840	82.30	1:24.323	2
4	18	F2	3 BLACKWOOD / BLACKWOOD	Shelbourne Suzuki -	8	11:44.569	52.884	10.339	81.09	1:26.937	2
5	67	F1	2 JEFFREY / PHILLIPS	Windle - MJP racing	7	10:57.233	1 Lap	1 Lap	76.07	1:30.771	2
6	49	F2	4 JONES / DUPLOCK	Lumley Honda - Sidecar Radio	7	11:11.898	1 Lap	14.665	74.41	1:33.257	7

#### NOT CLASSIFIED

DNF	19	F1	MACBRIDE / THOMPSON	LCR Suzuki - Nick Webb	1	1:40.759	7 Laps	6 Laps	70.88		
DNF	57	F1	ANDERSON / MASTERS	Baker Suzuki -	1	2:44.376	7 Laps	1:03.617	43.45		

#### FASTEST LAP

	75	F1	CLARKE / CLARKE	Windle Suzuki - City Lifting .CYB fibreglass	3	1:19.755			89.55 mph	144.12 kph	
	35	F2	REEVES / THOMAS	LCR Honda - Velocity V1	2	1:21.038			88.13 mph	141.84 kph	

Class F1 - 92.5% of Race Speed = 81.10 mph

Class F2 - 92.5% of Race Speed = 77.79 mph

Snetterton 200  
 Circuit Length = 1.9840 miles  
 Start: 16:47 Flag 16:58 End: 16:59

Weather / Track : Bright / Dry

These results are provisional until the conclusion of any judicial and technical matters.

Clerk Of Course :	Timekeeper :
-------------------	--------------

Results can be found at [www.tsl-timing.com](http://www.tsl-timing.com)

Printed - 16:59 Saturday, 25 August 2018



# BMCRC - MRO Championships 2018 - Rnd 8 @ Snetterton 200

## RKB/BMCRC F1 & F2 Sidecars

### RACE 16 - LAP CHART

LAP 1 @ 16:48:37.101		
NO	BEHIND	LAP TIME

35	22.102	1:26.515
87	39.569	1:26.036
18	48.942	1:27.113

75		1:25.781
35	1.228	1:27.009
87	5.042	1:30.823
18	7.698	1:33.479
67	12.368	1:38.149
19	14.978	1:40.759
49	16.815	1:42.596
57	1:18.595	2:44.376

LAP 8 @ 16:58:03.005		
NO	BEHIND	LAP TIME

75		1:23.026
67	1 Lap	1:31.699
49	1 Lap	1:33.257
35	27.705	1:28.629
87	42.545	1:26.002
18	52.884	1:26.968

LAP 2 @ 16:49:56.903		
NO	BEHIND	LAP TIME

75		1:19.802
35	2.464	1:21.038
87	9.563	1:24.323
18	14.833	1:26.937
67	23.337	1:30.771
49	32.191	1:35.178

LAP 3 @ 16:51:16.658		
NO	BEHIND	LAP TIME

75		1:19.755
35	4.075	1:21.366
87	15.497	1:25.689
18	22.949	1:27.871
67	36.872	1:33.290
49	47.100	1:34.664

LAP 4 @ 16:52:36.900		
NO	BEHIND	LAP TIME

75		1:20.242
35	8.320	1:24.487
87	23.057	1:27.802
18	29.861	1:27.154
67	50.323	1:33.693
49	1:03.347	1:36.489

LAP 5 @ 16:53:57.075		
NO	BEHIND	LAP TIME

75		1:20.175
35	12.235	1:24.090
87	29.920	1:27.038
18	37.012	1:27.326
67	1:05.008	1:34.860
49	1:18.474	1:35.302

LAP 6 @ 16:55:17.207		
NO	BEHIND	LAP TIME

75		1:20.132
35	18.359	1:26.256
87	36.305	1:26.517
18	44.601	1:27.721
67	1:19.647	1:34.771

LAP 7 @ 16:56:39.979		
NO	BEHIND	LAP TIME

75		1:22.772
49	1 Lap	1:34.412

Weather / Track : Bright / Dry

Results can be found at [www.tsl-timing.com](http://www.tsl-timing.com)

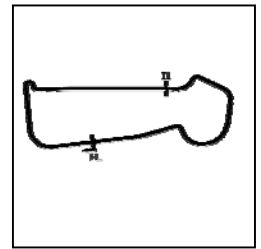
Snetterton 200  
Circuit Length = 1.9840 miles  
Start: 16:47 Flag 16:58 End: 16:59

Printed - 17:00 Saturday, 25 August 2018

# BMCRC - MRO Championships 2018 - Rnd 8 @ Snetterton 200

## RKB/BMCRC F1 & F2 Sidecars

### RACE 16 - SECTOR ANALYSIS



SECTOR 1 = FL to I1, SECTOR 2 = I1 to FL, DIFF = Difference To Personal Best Lap, P = Crossed Finish Line in Pit Lane, D = Time Disallowed

P1 75 F1		CLARKE / CLARKE		Windle Suzuki - City Lifting .CYB fibreglass		
IDEAL LAP TIME : 1:19.347		BEST LAP TIME : 1:19.755		DIFFERENCE : 0.408		
LAP	SECTOR 1	SECTOR 2	LAP TIME	MPH	DIFF	TIME OF DAY
1 -		42.700	1:25.781	83.26	6.026	16:48:37.101
2 -	<b>37.505</b>	42.297	1:19.802 (2)	89.50	0.047	16:49:56.903
3 -	37.913	<b>41.842</b>	<b>1:19.755 (1)</b>	<b>89.55</b>		<b>16:51:16.658</b>
4 -	37.710	42.532	1:20.242	89.01	0.487	16:52:36.900
5 -	37.689	42.486	1:20.175	89.08	0.420	16:53:57.075
6 -	37.619	42.513	1:20.132 (3)	89.13	0.377	16:55:17.207
7 -	39.635	43.137	1:22.772	86.29	3.017	16:56:39.979
8 -	38.580	44.446	1:23.026	86.02	3.271	16:58:03.005

P2 35 F2		REEVES / THOMAS		LCR Honda - Velocity V1		
IDEAL LAP TIME : 1:21.038		BEST LAP TIME : 1:21.038		DIFFERENCE : 0.000		
LAP	SECTOR 1	SECTOR 2	LAP TIME	MPH	DIFF	TIME OF DAY
1 -		43.438	1:27.009	82.08	5.971	16:48:38.329
2 -	<b>38.039</b>	<b>42.999</b>	<b>1:21.038 (1)</b>	<b>88.13</b>		<b>16:49:59.367</b>
3 -	38.224	43.142	1:21.366 (2)	87.78	0.328	16:51:20.733
4 -	40.148	44.339	1:24.487	84.54	3.449	16:52:45.220
5 -	39.694	44.396	1:24.090 (3)	84.93	3.052	16:54:09.310
6 -	40.228	46.028	1:26.256	82.80	5.218	16:55:35.566
7 -	40.686	45.829	1:26.515	82.55	5.477	16:57:02.081
8 -	41.150	47.479	1:28.629	80.58	7.591	16:58:30.710

P3 87 F2		SMITH / SANDERSON		Ryde 600 -		
IDEAL LAP TIME : 1:24.323		BEST LAP TIME : 1:24.323		DIFFERENCE : 0.000		
LAP	SECTOR 1	SECTOR 2	LAP TIME	MPH	DIFF	TIME OF DAY
1 -		45.058	1:30.823	78.64	6.500	16:48:42.143
2 -	<b>39.568</b>	<b>44.755</b>	<b>1:24.323 (1)</b>	<b>84.70</b>		<b>16:50:06.466</b>
3 -	40.009	45.680	1:25.689 (2)	83.35	1.366	16:51:32.155
4 -	40.994	46.808	1:27.802	81.34	3.479	16:52:59.957
5 -	40.697	46.341	1:27.038	82.06	2.715	16:54:26.995
6 -	40.652	45.865	1:26.517	82.55	2.194	16:55:53.512
7 -	40.515	45.521	1:26.036	83.01	1.713	16:57:19.548
8 -	40.592	45.410	1:26.002 (3)	83.05	1.679	16:58:45.550

P4 18 F2		BLACKWOOD / BLACKWOOD		Shelbourne Suzuki -		
IDEAL LAP TIME : 1:26.832		BEST LAP TIME : 1:26.937		DIFFERENCE : 0.105		
LAP	SECTOR 1	SECTOR 2	LAP TIME	MPH	DIFF	TIME OF DAY
1 -		46.785	1:33.479	76.40	6.542	16:48:44.799
2 -	40.735	<b>46.202</b>	<b>1:26.937 (1)</b>	<b>82.15</b>		<b>16:50:11.736</b>
3 -	41.232	46.639	1:27.871	81.28	0.934	16:51:39.607
4 -	40.640	46.514	1:27.154	81.95	0.217	16:53:06.761
5 -	40.765	46.561	1:27.326	81.79	0.389	16:54:34.087
6 -	40.942	46.779	1:27.721	81.42	0.784	16:56:01.808
7 -	40.851	46.262	1:27.113 (3)	81.99	0.176	16:57:28.921
8 -	<b>40.630</b>	46.338	1:26.968 (2)	82.12	0.031	16:58:55.889

P5 67 F1		JEFFREY / PHILLIPS		Windle - MJP racing		
IDEAL LAP TIME : 1:30.757		BEST LAP TIME : 1:30.771		DIFFERENCE : 0.014		
LAP	SECTOR 1	SECTOR 2	LAP TIME	MPH	DIFF	TIME OF DAY
1 -		49.018	1:38.149	72.77	7.378	16:48:49.469
2 -	42.514	<b>48.257</b>	<b>1:30.771 (1)</b>	<b>78.68</b>		<b>16:50:20.240</b>
3 -	44.167	49.123	1:33.290 (3)	76.56	2.519	16:51:53.530
4 -	44.160	49.533	1:33.693	76.23	2.922	16:53:27.223
5 -	44.934	49.926	1:34.860	75.29	4.089	16:55:02.083
6 -	45.578	49.193	1:34.771	75.36	4.000	16:56:36.854
7 -	<b>42.500</b>	49.199	1:31.699 (2)	77.89	0.928	16:58:08.553

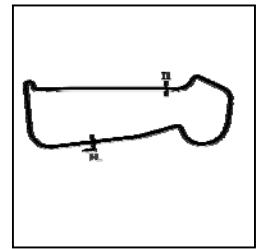
Weather / Track : Bright / Dry

Snetterton 200  
Circuit Length = 1.9840 miles  
Start: 16:47 Flag 16:58 End: 16:59

# BMCRC - MRO Championships 2018 - Rnd 8 @ Snetterton 200

## RKB/BMCRC F1 & F2 Sidecars

### RACE 16 - SECTOR ANALYSIS



SECTOR 1 = FL to I1, SECTOR 2 = I1 to FL, DIFF = Difference To Personal Best Lap, P = Crossed Finish Line in Pit Lane, D = Time Disallowed

<b>P6 49 F2 JONES / DUPLOCK</b>		Lumley Honda - Sidecar Radio				
IDEAL LAP TIME : 1:33.257		BEST LAP TIME : 1:33.257		DIFFERENCE : 0.000		
LAP	SECTOR 1	SECTOR 2	LAP TIME	MPH	DIFF	TIME OF DAY
1 -		51.074	1:42.596	69.61	9.339	16:48:53.916
2 -	44.873	50.305	1:35.178	75.04	1.921	16:50:29.094
3 -	44.402	50.262	1:34.664 (3)	75.45	1.407	16:52:03.758
4 -	45.728	50.761	1:36.489	74.02	3.232	16:53:40.247
5 -	44.599	50.703	1:35.302	74.94	2.045	16:55:15.549
6 -	44.156	50.256	1:34.412 (2)	75.65	1.155	16:56:49.961
7 -	<b>43.265</b>	<b>49.992</b>	<b>1:33.257 (1)</b>	<b>76.58</b>		<b>16:58:23.218</b>

<b>P7 19 F1 MACBRIDE / THOMPSON</b>		LCR Suzuki - Nick Webb				
IDEAL LAP TIME :		BEST LAP TIME :		DIFFERENCE :		
LAP	SECTOR 1	SECTOR 2	LAP TIME	MPH	DIFF	TIME OF DAY
1 -		<b>50.343</b>	1:40.759	70.88		16:48:52.079

<b>P8 57 F1 ANDERSON / MASTERS</b>		Baker Suzuki -				
IDEAL LAP TIME :		BEST LAP TIME :		DIFFERENCE :		
LAP	SECTOR 1	SECTOR 2	LAP TIME	MPH	DIFF	TIME OF DAY
1 -		<b>1:58.631</b>	2:44.376	43.45		16:49:55.696

Weather / Track : Bright / Dry

# BMCRC - MRO Championships 2018 - Rnd 8 @ Snetterton 200

## RKB/BMCRC F1 & F2 Sidecars

### RACE 16 - BEST SECTORS

SECTOR 1			SECTOR 2			IDEAL / BEST COMPARISON						
POS	NO	NAME	TIME	NO	NAME	TIME	POS	NO	NAME	IDEAL	BEST	DIFF
									<b>PERFECT LAP</b>	<b>1:19.347</b>		
1	75	CLARKE / CLARKE	<b>37.505</b>	75	CLARKE / CLARKE	<b>41.842</b>	1	75	CLARKE / CLARKE	1:19.347	1:19.755	0.408
2	35	REEVES / THOMAS	<b>38.039</b>	35	REEVES / THOMAS	<b>42.999</b>	2	35	REEVES / THOMAS	1:21.038	1:21.038	0.000
3	87	SMITH / SANDERSON	<b>39.568</b>	87	SMITH / SANDERSON	<b>44.755</b>	3	87	SMITH / SANDERSON	1:24.323	1:24.323	0.000
4	18	BLACKWOOD / BLACKWOOD	<b>40.630</b>	18	BLACKWOOD / BLACKWOOD	<b>46.202</b>	4	18	BLACKWOOD / BLACKWOOD	1:26.832	1:26.937	0.105
5	67	JEFFREY / PHILLIPS	<b>42.500</b>	67	JEFFREY / PHILLIPS	<b>48.257</b>	5	67	JEFFREY / PHILLIPS	1:30.757	1:30.771	0.014
6	49	JONES / DUPLOCK	<b>43.265</b>	49	JONES / DUPLOCK	<b>49.992</b>	6	49	JONES / DUPLOCK	1:33.257	1:33.257	0.000
7				19	MACBRIDE / THOMPSON	<b>50.343</b>	7	57	ANDERSON / MASTE			
8				57	ANDERSON / MASTERS	<b>1:58.631</b>	8	19	MACBRIDE / THOMP			

Weather / Track : Bright / Dry

Results can be found at [www.tsl-timing.com](http://www.tsl-timing.com)

Snetterton 200  
Circuit Length = 1.9840 miles  
Start: 16:47 Flag 16:58 End: 16:59  
Printed - 16:59 Saturday, 25 August 2018

### BMCRC - MRO Championships 2018 - Rnd 8 @ Snetterton 200

#### RKB/BMCRC F1 & F2 Sidecars

#### RACE 8 - GRID (10 Laps)

ROW 5	10	<b>74</b> RESTALL / HART	9	<b>136</b> EDWARDS / EDWARDS
ROW 4	8	<b>57</b> ANDERSON / MASTERS	7	<b>19</b> MACBRIDE / THOMPSON
ROW 3		1:33.257		1:30.771
ROW 3	6	<b>49</b> JONES / DUPLOCK	5	<b>67</b> JEFFREY / PHILLIPS
ROW 2		1:26.937		1:24.323
ROW 2	4	<b>18</b> BLACKWOOD / BLACKWOOD	3	<b>87</b> SMITH / SANDERSON
ROW 1		1:21.038		1:19.755
ROW 1	2	<b>35</b> REEVES / THOMAS	1	<b>75</b> CLARKE / CLARKE
<b>Pole</b>				

Snetterton 200  
Circuit Length = 1.9840 miles

These results are provisional until the conclusion of any judicial and technical matters.

Clerk Of Course :	Timekeeper :
-------------------	--------------

Results can be found at [www.tsl-timing.com](http://www.tsl-timing.com)

Printed - 17:01 Saturday, 25 August 2018



### BMCRC - MRO Championships 2018 - Rnd 8 @ Snetterton 200

### RKB/BMCRC F1 & F2 Sidecars

### RACE 8 - CLASSIFICATION



POS	NO	CL	PIC NAME	ENTRY	LAPS	TIME	GAP	DIFF	MPH	BEST	ON
1	35	F2	1 REEVES / THOMAS	LCR Honda - Velocity V1	10	17:38.866			67.45	1:42.241	2
2	75	F1	1 CLARKE / CLARKE	Windle Suzuki - City Lifting .CYB fibreglass	10	18:01.787	22.921	22.921	66.02	1:44.030	8
3	18	F2	2 BLACKWOOD / BLACKWOOD	Shelbourne Suzuki -	10	18:13.166	34.300	11.379	65.33	1:44.593	10
4	49	F2	3 JONES / DUPLOCK	Lumley Honda - Sidecar Radio	10	19:32.251	1:53.385	1:19.085	60.93	1:52.905	2
5	67	F1	2 JEFFREY / PHILLIPS	Windle - MJP racing	9	19:15.320	1 Lap	1 Lap	55.64	2:05.133	4

#### NOT CLASSIFIED

DNF	87	F2	SMITH / SANDERSON	Ryde 600 -	2	3:52.044	8 Laps	7 Laps	61.56	1:46.773	2
-----	----	----	-------------------	------------	---	----------	--------	--------	-------	----------	---

#### FASTEST LAP

35	F2	REEVES / THOMAS	LCR Honda - Velocity V1	2	1:42.241	69.85 mph	112.42 kph
75	F1	CLARKE / CLARKE	Windle Suzuki - City Lifting .CYB fibreglass	8	1:44.030	68.65 mph	110.49 kph

Class F2 - 92.5% of Race Speed = 62.39 mph

Class F1 - 92.5% of Race Speed = 61.06 mph

Snetterton 200

Circuit Length = 1.9840 miles

Start: 12:28 Flag 12:45 End: 12:47

Weather / Track : Rain / Wet

These results are provisional until the conclusion of any judicial and technical matters.

Clerk Of Course :	Timekeeper :
-------------------	--------------

Results can be found at [www.tsl-timing.com](http://www.tsl-timing.com)

Printed - 12:48 Sunday, 26 August 2018



# BMCRC - MRO Championships 2018 - Rnd 8 @ Snetterton 200

## RKB/BMCRC F1 & F2 Sidecars

### RACE 8 - LAP CHART

LAP 1 @ 12:29:46.922			LAP 8 @ 12:42:06.050		
NO	BEHIND	LAP TIME	NO	BEHIND	LAP TIME

35		1:43.394	35		1:46.651
18	10.614	1:54.008	75	25.713	1:44.030
49	11.547	1:54.941	18	40.739	1:47.531
75	16.585	1:59.979	67	1 Lap	2:13.043
67	19.046	2:02.440	49	1:38.686	1:57.506
87	21.877	2:05.271			

LAP 2 @ 12:31:29.163			LAP 9 @ 12:43:50.977		
NO	BEHIND	LAP TIME	NO	BEHIND	LAP TIME

35		1:42.241	35		1:44.927
75	18.622	1:44.278	75	25.586	1:44.800
18	19.434	1:51.061	18	41.124	1:45.312
49	22.211	1:52.905	67	1 Lap	2:10.908
87	26.409	1:46.773	49	1:48.971	1:55.212
67	43.569	2:06.764			

LAP 3 @ 12:33:14.543			LAP 10 @ 12:45:42.394		
NO	BEHIND	LAP TIME	NO	BEHIND	LAP TIME

35		1:45.380	35		1:51.417
75	20.125	1:46.883	75	22.921	1:48.752
18	26.582	1:52.528	18	34.300	1:44.593
49	33.446	1:56.615	67	1 Lap	2:05.473
67	1:03.874	2:05.685	49	1:53.385	1:55.831

LAP 4 @ 12:35:00.480		
NO	BEHIND	LAP TIME

35		1:45.937
75	21.421	1:47.233
18	31.616	1:50.971
49	47.966	2:00.457
67	1:23.070	2:05.133

LAP 5 @ 12:36:45.763		
NO	BEHIND	LAP TIME

35		1:45.283
75	24.342	1:48.204
18	37.138	1:50.805
49	1:03.458	2:00.775

LAP 6 @ 12:38:31.130		
NO	BEHIND	LAP TIME

35		1:45.367
67	1 Lap	2:13.830
75	25.901	1:46.926
18	40.519	1:48.748
49	1:17.079	1:58.988

LAP 7 @ 12:40:19.399		
NO	BEHIND	LAP TIME

35		1:48.269
75	28.334	1:50.702
67	1 Lap	2:12.044
18	39.859	1:47.609
49	1:27.831	1:59.021

Weather / Track : Rain / Wet

Results can be found at [www.tsl-timing.com](http://www.tsl-timing.com)

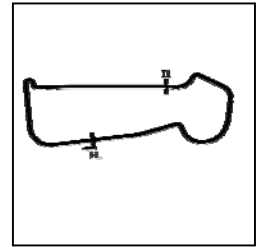
Snetterton 200  
Circuit Length = 1.9840 miles  
Start: 12:28 Flag 12:45 End: 12:47

Printed - 12:49 Sunday, 26 August 2018

# BMCRC - MRO Championships 2018 - Rnd 8 @ Snetterton 200

## RKB/BMCRC F1 & F2 Sidecars

### RACE 8 - SECTOR ANALYSIS



SECTOR 1 = FL to I1, SECTOR 2 = I1 to FL, DIFF = Difference To Personal Best Lap, P = Crossed Finish Line in Pit Lane, D = Time Disallowed

P1 35 F2		REEVES / THOMAS		LCR Honda - Velocity V1		
IDEAL LAP TIME : 1:37.949		BEST LAP TIME : 1:42.241		DIFFERENCE : 4.292		
LAP	SECTOR 1	SECTOR 2	LAP TIME	MPH	DIFF	TIME OF DAY
1 -		<b>51.515</b>	1:43.394	69.08	1.153	12:29:46.922
2 -	<b>46.434</b>	55.807	<b>1:42.241 (1)</b>	<b>69.85</b>		<b>12:31:29.163</b>
3 -	48.171	57.209	1:45.380	67.77	3.139	12:33:14.543
4 -	49.217	56.720	1:45.937	67.42	3.696	12:35:00.480
5 -	48.631	56.652	1:45.283 (3)	67.84	3.042	12:36:45.763
6 -	48.073	57.294	1:45.367	67.78	3.126	12:38:31.130
7 -	48.800	59.469	1:48.269	65.97	6.028	12:40:19.399
8 -	49.771	56.880	1:46.651	66.97	4.410	12:42:06.050
9 -	48.821	56.106	1:44.927 (2)	68.07	2.686	12:43:50.977
10 -	49.327	1:02.090	1:51.417	64.10	9.176	12:45:42.394

P2 75 F1		CLARKE / CLARKE		Windle Suzuki - City Lifting .CYB fibreglass		
IDEAL LAP TIME : 1:39.199		BEST LAP TIME : 1:44.030		DIFFERENCE : 4.831		
LAP	SECTOR 1	SECTOR 2	LAP TIME	MPH	DIFF	TIME OF DAY
1 -		<b>51.742</b>	1:59.979	59.53	15.949	12:30:03.507
2 -	47.509	56.769	1:44.278 (2)	68.49	0.248	12:31:47.785
3 -	49.278	57.605	1:46.883	66.82	2.853	12:33:34.668
4 -	49.686	57.547	1:47.233	66.60	3.203	12:35:21.901
5 -	48.517	59.687	1:48.204	66.00	4.174	12:37:10.105
6 -	48.964	57.962	1:46.926	66.79	2.896	12:38:57.031
7 -	50.963	59.739	1:50.702	64.52	6.672	12:40:47.733
8 -	<b>47.457</b>	56.573	<b>1:44.030 (1)</b>	<b>68.65</b>		<b>12:42:31.763</b>
9 -	48.847	55.953	1:44.800 (3)	68.15	0.770	12:44:16.563
10 -	48.703	1:00.049	1:48.752	65.67	4.722	12:46:05.315

P3 18 F2		BLACKWOOD / BLACKWOOD		Shelbourne Suzuki -		
IDEAL LAP TIME : 1:44.593		BEST LAP TIME : 1:44.593		DIFFERENCE : 0.000		
LAP	SECTOR 1	SECTOR 2	LAP TIME	MPH	DIFF	TIME OF DAY
1 -		58.357	1:54.008	62.64	9.415	12:29:57.536
2 -	50.856	1:00.205	1:51.061	64.31	6.468	12:31:48.597
3 -	52.416	1:00.112	1:52.528	63.47	7.935	12:33:41.125
4 -	51.660	59.311	1:50.971	64.36	6.378	12:35:32.096
5 -	51.621	59.184	1:50.805	64.46	6.212	12:37:22.901
6 -	50.268	58.480	1:48.748	65.67	4.155	12:39:11.649
7 -	49.754	57.855	1:47.609	66.37	3.016	12:40:59.258
8 -	50.401	57.130	1:47.531 (3)	66.42	2.938	12:42:46.789
9 -	48.517	56.795	1:45.312 (2)	67.82	0.719	12:44:32.101
10 -	<b>47.918</b>	<b>56.675</b>	<b>1:44.593 (1)</b>	<b>68.28</b>		<b>12:46:16.694</b>

P4 49 F2		JONES / DUPLOCK		Lumley Honda - Sidecar Radio		
IDEAL LAP TIME : 1:49.793		BEST LAP TIME : 1:52.905		DIFFERENCE : 3.112		
LAP	SECTOR 1	SECTOR 2	LAP TIME	MPH	DIFF	TIME OF DAY
1 -		<b>58.106</b>	1:54.941	62.14	2.036	12:29:58.469
2 -	<b>51.687</b>	1:01.218	<b>1:52.905 (1)</b>	<b>63.26</b>		<b>12:31:51.374</b>
3 -	53.200	1:03.415	1:56.615	61.24	3.710	12:33:47.989
4 -	55.653	1:04.804	2:00.457	59.29	7.552	12:35:48.446
5 -	55.585	1:05.190	2:00.775	59.13	7.870	12:37:49.221
6 -	54.200	1:04.788	1:58.988	60.02	6.083	12:39:48.209
7 -	55.008	1:04.013	1:59.021	60.01	6.116	12:41:47.230
8 -	54.048	1:03.458	1:57.506	60.78	4.601	12:43:44.736
9 -	53.624	1:01.588	1:55.212 (2)	61.99	2.307	12:45:39.948
10 -	53.254	1:02.577	1:55.831 (3)	61.66	2.926	12:47:35.779

P5 67 F1		JEFFREY / PHILLIPS		Windle - MJP racing		
IDEAL LAP TIME : 2:00.747		BEST LAP TIME : 2:05.133		DIFFERENCE : 4.386		
LAP	SECTOR 1	SECTOR 2	LAP TIME	MPH	DIFF	TIME OF DAY

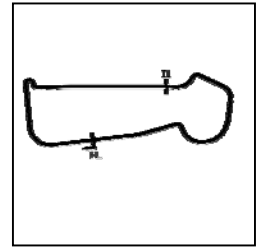
Weather / Track : Rain / Wet

Snetterton 200  
Circuit Length = 1.9840 miles  
Start: 12:28 Flag 12:45 End: 12:47

# BMCRC - MRO Championships 2018 - Rnd 8 @ Snetterton 200

## RKB/BMCRC F1 & F2 Sidecars

### RACE 8 - SECTOR ANALYSIS



SECTOR 1 = FL to I1, SECTOR 2 = I1 to FL, DIFF = Difference To Personal Best Lap, P = Crossed Finish Line in Pit Lane, D = Time Disallowed

1 -		<b>1:03.008</b>	2:02.440	58.33		12:30:05.968
2 -	59.139	1:07.625	2:06.764	56.34	1.631	12:32:12.732
3 -	58.164	1:07.521	2:05.685 (3)	56.82	0.552	12:34:18.417
<b>4 -</b>	<b>57.739</b>	1:07.394	<b>2:05.133 (1)</b>	<b>57.07</b>		<b>12:36:23.550</b>
5 -	1:01.702	1:12.128	2:13.830	53.37	8.697	12:38:37.380
6 -	1:02.528	1:09.516	2:12.044	54.09	6.911	12:40:49.424
7 -	1:02.446	1:10.597	2:13.043	53.68	7.910	12:43:02.467
8 -	1:01.003	1:09.905	2:10.908	54.56	5.775	12:45:13.375
9 -	59.119	1:06.354	2:05.473 (2)	56.92	0.340	12:47:18.848

P6 87 F2 SMITH / SANDERSON		Ryde 600 -				
IDEAL LAP TIME : 1:42.341		BEST LAP TIME : 1:46.773		DIFFERENCE : 4.432		
LAP	SECTOR 1	SECTOR 2	LAP TIME	MPH	DIFF	TIME OF DAY
1 -		<b>53.636</b>	2:05.271	57.01	18.498	12:30:08.799
<b>2 -</b>	49.148	57.625	<b>1:46.773 (1)</b>	<b>66.89</b>		<b>12:31:55.572</b>

# BMCRC - MRO Championships 2018 - Rnd 8 @ Snetterton 200

## RKB/BMCRC F1 & F2 Sidecars

### RACE 8 - BEST SECTORS

SECTOR 1			SECTOR 2			IDEAL / BEST COMPARISON						
POS	NO	NAME	TIME	NO	NAME	TIME	POS	NO	NAME	IDEAL	BEST	DIFF
1	35	REEVES / THOMAS	<b>46.434</b>	35	REEVES / THOMAS	<b>51.515</b>	1	35	REEVES / THOMAS	1:37.949	1:42.241	4.292
2	75	CLARKE / CLARKE	<b>47.457</b>	75	CLARKE / CLARKE	<b>51.742</b>	2	75	CLARKE / CLARKE	1:39.199	1:44.030	4.831
3	18	BLACKWOOD / BLACKWOOD	<b>47.918</b>	87	SMITH / SANDERSON	<b>53.636</b>	3	87	SMITH / SANDERSON	1:42.341	1:46.773	4.432
4	87	SMITH / SANDERSON	<b>48.705</b>	18	BLACKWOOD / BLACKWOOD	<b>56.675</b>	4	18	BLACKWOOD / BLAC	1:44.593	1:44.593	0.000
5	49	JONES / DUPLOCK	<b>51.687</b>	49	JONES / DUPLOCK	<b>58.106</b>	5	49	JONES / DUPLOCK	1:49.793	1:52.905	3.112
6	67	JEFFREY / PHILLIPS	<b>57.739</b>	67	JEFFREY / PHILLIPS	<b>1:03.008</b>	6	67	JEFFREY / PHILLIPS	2:00.747	2:05.133	4.386

PERFECT LAP 1:37.949

Weather / Track : Rain / Wet

Results can be found at [www.tsl-timing.com](http://www.tsl-timing.com)

Snetterton 200  
Circuit Length = 1.9840 miles  
Start: 12:28 Flag 12:45 End: 12:47

Printed - 12:48 Sunday, 26 August 2018

### BMCRC - MRO Championships 2018 - Rnd 8 @ Snetterton 200

### RKB/BMCRC F1 & F2 Sidecars

### RACE 17 - GRID (10 Laps)



ROW 5	10	74	RESTALL / HART	9	136	EDWARDS / EDWARDS				
ROW 4	8	57	ANDERSON / MASTERS	7	19	MACBRIDE / THOMPSON				
ROW 3			2:05.133	6	67	JEFFREY / PHILLIPS	5	49	JONES / DUPLOCK	1:52.905
ROW 2			1:46.773	4	87	SMITH / SANDERSON	3	18	BLACKWOOD / BLACKWOOD	1:44.593
ROW 1			1:44.030	2	75	CLARKE / CLARKE	1	35	REEVES / THOMAS	1:42.241
<b>Pole</b>										

Snetterton 200  
Circuit Length = 1.9840 miles

These results are provisional until the conclusion of any judicial and technical matters.

Clerk Of Course :	Timekeeper :
-------------------	--------------

Results can be found at [www.tsl-timing.com](http://www.tsl-timing.com)

Printed - 12:50 Sunday, 26 August 2018



### BMCRC - MRO Championships 2018 - Rnd 8 @ Snetterton 200

### RKB/BMCRC F1 & F2 Sidecars

### RACE 17 - CLASSIFICATION



POS	NO	CL	PIC NAME	ENTRY	LAPS	TIME	GAP	DIFF	MPH	BEST	ON
1	35	F2	1 REEVES / THOMAS	LCR Honda - Velocity V1	10	18:19.849			64.94	1:46.124	9
2	87	F2	2 SMITH / SANDERSON	Ryde 600 -	10	19:22.307	1:02.458	1:02.458	61.45	1:51.638	8
3	75	F1	1 CLARKE / CLARKE	Windle Suzuki - City Lifting .CYB fibreglass	10	19:40.642	1:20.793	18.335	60.49	1:51.787	4
4	18	F2	3 BLACKWOOD / BLACKWOOD	Shelbourne Suzuki -	9	18:25.765	1 Lap	1 Lap	58.13	1:56.533	9
5	49	F2	4 JONES / DUPLOCK	Lumley Honda - Sidecar Radio	9	18:28.414	1 Lap	2.649	57.99	1:59.410	7
6	67	F1	2 JEFFREY / PHILLIPS	Windle - MJP racing	9	20:24.702	1 Lap	1:56.288	52.48	2:07.548	7

#### FASTEST LAP

35	F2	REEVES / THOMAS	LCR Honda - Velocity V1	9	1:46.124	67.30 mph	108.31 kph
75	F1	CLARKE / CLARKE	Windle Suzuki - City Lifting .CYB fibreglass	4	1:51.787	63.89 mph	102.82 kph

Class F2 - 92.5% of Race Speed = 60.06 mph

Class F1 - 92.5% of Race Speed = 55.95 mph

Snetterton 200

Circuit Length = 1.9840 miles

Start: 16:44 Flag 17:03 End: 17:05

Weather / Track : Rain / Wet

These results are provisional until the conclusion of any judicial and technical matters.

Clerk Of Course :	Timekeeper :
-------------------	--------------

Results can be found at [www.tsl-timing.com](http://www.tsl-timing.com)

Printed - 17:05 Sunday, 26 August 2018



# BMCRC - MRO Championships 2018 - Rnd 8 @ Snetterton 200

## RKB/BMCRC F1 & F2 Sidecars

### RACE 17 - LAP CHART

**LAP 1 @ 16:46:56.049**

NO	BEHIND	LAP TIME
35		1:57.025
75	6.707	2:03.732
49	14.248	2:11.273
18	14.962	2:11.987
87	20.609	2:17.634
67	28.382	2:25.407

**LAP 2 @ 16:48:49.383**

NO	BEHIND	LAP TIME
35		1:53.334
75	9.298	1:55.925
87	27.221	1:59.946
49	28.039	2:07.125
18	28.510	2:06.882
67	1:03.408	2:28.360

**LAP 3 @ 16:50:40.894**

NO	BEHIND	LAP TIME
35		1:51.511
75	12.816	1:55.029
87	32.235	1:56.525
49	39.243	2:02.715
18	39.757	2:02.758
67	1:30.475	2:18.578

**LAP 4 @ 16:52:31.135**

NO	BEHIND	LAP TIME
35		1:50.241
75	14.362	1:51.787
87	35.892	1:53.898
49	51.771	2:02.769
18	52.420	2:02.904

**LAP 5 @ 16:54:21.189**

NO	BEHIND	LAP TIME
35		1:50.054
67	1 Lap	2:17.311
75	20.826	1:56.518
87	38.523	1:52.685
49	1:04.249	2:02.532
18	1:04.774	2:02.408

**LAP 6 @ 16:56:07.801**

NO	BEHIND	LAP TIME
35		1:46.612
75	35.335	2:01.121
67	1 Lap	2:16.109
87	43.773	1:51.862
49	1:20.621	2:02.984
18	1:21.083	2:02.921

**LAP 7 @ 16:57:54.383**

NO	BEHIND	LAP TIME
35		1:46.582
75	45.749	1:56.996
87	49.912	1:52.721
67	1 Lap	2:13.708

49	1:33.449	1:59.410
18	1:33.880	1:59.379

**LAP 8 @ 16:59:41.921**

NO	BEHIND	LAP TIME
35		1:47.538
87	54.012	1:51.638
75	57.437	1:59.226
67	1 Lap	2:07.548
49	1:46.011	2:00.100

**LAP 9 @ 17:01:28.045**

NO	BEHIND	LAP TIME
35		1:46.124
18	1 Lap	1:59.993
87	1:00.476	1:52.588
75	1:13.200	2:01.887
67	1 Lap	2:09.986

**LAP 10 @ 17:03:18.873**

NO	BEHIND	LAP TIME
35		1:50.828
18	1 Lap	1:56.533
49	1 Lap	1:59.506
87	1:02.458	1:52.810
75	1:20.793	1:58.421
67	1 Lap	2:07.695

Weather / Track : Rain / Wet

Results can be found at [www.tsl-timing.com](http://www.tsl-timing.com)

Snetterton 200

Circuit Length = 1.9840 miles

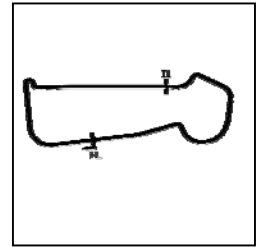
Start: 16:44 Flag 17:03 End: 17:05

Printed - 17:06 Sunday, 26 August 2018

# BMCRC - MRO Championships 2018 - Rnd 8 @ Snetterton 200

## RKB/BMCRC F1 & F2 Sidecars

### RACE 17 - SECTOR ANALYSIS



SECTOR 1 = FL to I1, SECTOR 2 = I1 to FL, DIFF = Difference To Personal Best Lap, P = Crossed Finish Line in Pit Lane, D = Time Disallowed

P1 35 F2 REEVES / THOMAS		LCR Honda - Velocity V1				
IDEAL LAP TIME : 1:45.960		BEST LAP TIME : 1:46.124		DIFFERENCE : 0.164		
LAP	SECTOR 1	SECTOR 2	LAP TIME	MPH	DIFF	TIME OF DAY
1 -		59.834	1:57.025	61.03	10.901	16:46:56.049
2 -	53.351	59.983	1:53.334	63.02	7.210	16:48:49.383
3 -	51.527	59.984	1:51.511	64.05	5.387	16:50:40.894
4 -	51.141	59.100	1:50.241	64.79	4.117	16:52:31.135
5 -	50.036	1:00.018	1:50.054	64.90	3.930	16:54:21.189
6 -	49.266	57.346	1:46.612 (3)	66.99	0.488	16:56:07.801
7 -	<b>48.708</b>	57.874	1:46.582 (2)	67.01	0.458	16:57:54.383
8 -	48.992	58.546	1:47.538	66.41	1.414	16:59:41.921
9 -	48.872	<b>57.252</b>	<b>1:46.124 (1)</b>	<b>67.30</b>		<b>17:01:28.045</b>
10 -	49.155	1:01.673	1:50.828	64.44	4.704	17:03:18.873

P2 87 F2 SMITH / SANDERSON		Ryde 600 -				
IDEAL LAP TIME : 1:50.806		BEST LAP TIME : 1:51.638		DIFFERENCE : 0.832		
LAP	SECTOR 1	SECTOR 2	LAP TIME	MPH	DIFF	TIME OF DAY
1 -		1:05.546	2:17.634	51.89	25.996	16:47:16.658
2 -	55.012	1:04.934	1:59.946	59.54	8.308	16:49:16.604
3 -	53.023	1:03.502	1:56.525	61.29	4.887	16:51:13.129
4 -	51.903	1:01.995	1:53.898	62.70	2.260	16:53:07.027
5 -	51.469	1:01.216	1:52.685	63.38	1.047	16:54:59.712
6 -	51.408	<b>1:00.454</b>	1:51.862 (2)	63.85	0.224	16:56:51.574
7 -	51.609	1:01.112	1:52.721	63.36	1.083	16:58:44.295
8 -	50.931	1:00.707	<b>1:51.638 (1)</b>	<b>63.97</b>		<b>17:00:35.933</b>
9 -	51.603	1:00.985	1:52.588 (3)	63.43	0.950	17:02:28.521
10 -	<b>50.352</b>	1:02.458	1:52.810	63.31	1.172	17:04:21.331

P3 75 F1 CLARKE / CLARKE		Windle Suzuki - City Lifting .CYB fibreglass				
IDEAL LAP TIME : 1:51.787		BEST LAP TIME : 1:51.787		DIFFERENCE : 0.000		
LAP	SECTOR 1	SECTOR 2	LAP TIME	MPH	DIFF	TIME OF DAY
1 -		1:03.320	2:03.732	57.72	11.945	16:47:02.756
2 -	54.132	1:01.793	1:55.925 (3)	61.61	4.138	16:48:58.681
3 -	54.014	1:01.015	1:55.029 (2)	62.09	3.242	16:50:53.710
4 -	<b>50.962</b>	<b>1:00.825</b>	<b>1:51.787 (1)</b>	<b>63.89</b>		<b>16:52:45.497</b>
5 -	53.219	1:03.299	1:56.518	61.29	4.731	16:54:42.015
6 -	54.193	1:06.928	2:01.121	58.97	9.334	16:56:43.136
7 -	53.349	1:03.647	1:56.996	61.04	5.209	16:58:40.132
8 -	55.984	1:03.242	1:59.226	59.90	7.439	17:00:39.358
9 -	57.252	1:04.635	2:01.887	58.59	10.100	17:02:41.245
10 -	54.396	1:04.025	1:58.421	60.31	6.634	17:04:39.666

P4 18 F2 BLACKWOOD / BLACKWOOD		Shelbourne Suzuki -				
IDEAL LAP TIME : 1:55.950		BEST LAP TIME : 1:56.533		DIFFERENCE : 0.583		
LAP	SECTOR 1	SECTOR 2	LAP TIME	MPH	DIFF	TIME OF DAY
1 -		1:08.985	2:11.987	54.11	15.454	16:47:11.011
2 -	59.727	1:07.155	2:06.882	56.29	10.349	16:49:17.893
3 -	57.889	1:04.869	2:02.758	58.18	6.225	16:51:20.651
4 -	56.081	1:06.823	2:02.904	58.11	6.371	16:53:23.555
5 -	56.405	1:06.003	2:02.408	58.35	5.875	16:55:25.963
6 -	55.661	1:07.260	2:02.921	58.10	6.388	16:57:28.884
7 -	54.708	1:04.671	1:59.379 (2)	59.83	2.846	16:59:28.263
8 -	<b>54.556</b>	1:05.437	1:59.993 (3)	59.52	3.460	17:01:28.256
9 -	55.139	<b>1:01.394</b>	<b>1:56.533 (1)</b>	<b>61.29</b>		<b>17:03:24.789</b>

P5 49 F2 JONES / DUPLOCK		Lumley Honda - Sidecar Radio				
IDEAL LAP TIME : 1:58.419		BEST LAP TIME : 1:59.410		DIFFERENCE : 0.991		
LAP	SECTOR 1	SECTOR 2	LAP TIME	MPH	DIFF	TIME OF DAY
1 -		1:07.653	2:11.273	54.40	11.863	16:47:10.297

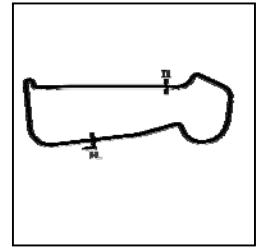
Weather / Track : Rain / Wet

Snetterton 200  
Circuit Length = 1.9840 miles  
Start: 16:44 Flag 17:03 End: 17:05

# BMCRC - MRO Championships 2018 - Rnd 8 @ Snetterton 200

## RKB/BMCRC F1 & F2 Sidecars

### RACE 17 - SECTOR ANALYSIS



SECTOR 1 = FL to I1, SECTOR 2 = I1 to FL, DIFF = Difference To Personal Best Lap, P = Crossed Finish Line in Pit Lane, D = Time Disallowed

2 -	58.319	1:08.806	2:07.125	56.18	7.715	16:49:17.422
3 -	56.635	1:06.080	2:02.715	58.20	3.305	16:51:20.137
4 -	55.065	1:07.704	2:02.769	58.17	3.359	16:53:22.906
5 -	55.733	1:06.799	2:02.532	58.29	3.122	16:55:25.438
6 -	55.270	1:07.714	2:02.984	58.07	3.574	16:57:28.422
<b>7 -</b>	<b>53.660</b>	1:05.750	<b>1:59.410 (1)</b>	<b>59.81</b>		<b>16:59:27.832</b>
8 -	53.840	1:06.260	2:00.100 (3)	59.47	0.690	17:01:27.932
9 -	54.747	<b>1:04.759</b>	1:59.506 (2)	59.76	0.096	17:03:27.438

P6 67 F1		JEFFREY / PHILLIPS		Windle - MJP racing			
IDEAL LAP TIME : 2:07.005		BEST LAP TIME : 2:07.548		DIFFERENCE : 0.543			
LAP	SECTOR 1	SECTOR 2	LAP TIME	MPH	DIFF	TIME OF DAY	
1 -		1:14.954	2:25.407	49.12	17.859	16:47:24.431	
2 -	1:09.059	1:19.301	2:28.360	48.14	20.812	16:49:52.791	
3 -	1:03.423	1:15.155	2:18.578	51.54	11.030	16:52:11.369	
4 -	1:02.262	1:15.049	2:17.311	52.01	9.763	16:54:28.680	
5 -	1:03.656	1:12.453	2:16.109	52.47	8.561	16:56:44.789	
6 -	1:02.245	1:11.463	2:13.708	53.41	6.160	16:58:58.497	
<b>7 -</b>	59.176	<b>1:08.372</b>	<b>2:07.548 (1)</b>	<b>55.99</b>		<b>17:01:06.045</b>	
8 -	1:00.181	1:09.805	2:09.986 (3)	54.94	2.438	17:03:16.031	
9 -	<b>58.633</b>	1:09.062	2:07.695 (2)	55.93	0.147	17:05:23.726	

Weather / Track : Rain / Wet

Results can be found at [www.tsl-timing.com](http://www.tsl-timing.com)

Page 2 of 2

Snetterton 200  
 Circuit Length = 1.9840 miles  
 Start: 16:44 Flag 17:03 End: 17:05

Printed - 17:06 Sunday, 26 August 2018

# BMCRC - MRO Championships 2018 - Rnd 8 @ Snetterton 200

## RKB/BMCRC F1 & F2 Sidecars

### RACE 17 - BEST SECTORS

SECTOR 1			SECTOR 2			IDEAL / BEST COMPARISON						
POS	NO	NAME	TIME	NO	NAME	TIME	POS	NO	NAME	IDEAL	BEST	DIFF
1	35	REEVES / THOMAS	<b>48.708</b>	35	REEVES / THOMAS	<b>57.252</b>	1	35	REEVES / THOMAS	1:45.960	1:46.124	0.164
2	87	SMITH / SANDERSON	<b>50.352</b>	87	SMITH / SANDERSON	<b>1:00.454</b>	2	87	SMITH / SANDERSON	1:50.806	1:51.638	0.832
3	75	CLARKE / CLARKE	<b>50.962</b>	75	CLARKE / CLARKE	<b>1:00.825</b>	3	75	CLARKE / CLARKE	1:51.787	1:51.787	0.000
4	49	JONES / DUPLOCK	<b>53.660</b>	18	BLACKWOOD / BLACKWOOD	<b>1:01.394</b>	4	18	BLACKWOOD / BLAC	1:55.950	1:56.533	0.583
5	18	BLACKWOOD / BLACKWOOD	<b>54.556</b>	49	JONES / DUPLOCK	<b>1:04.759</b>	5	49	JONES / DUPLOCK	1:58.419	1:59.410	0.991
6	67	JEFFREY / PHILLIPS	<b>58.633</b>	67	JEFFREY / PHILLIPS	<b>1:08.372</b>	6	67	JEFFREY / PHILLIPS	2:07.005	2:07.548	0.543

PERFECT LAP 1:45.960

Weather / Track : Rain / Wet

Results can be found at [www.tsl-timing.com](http://www.tsl-timing.com)

Snetterton 200  
Circuit Length = 1.9840 miles  
Start: 16:44 Flag 17:03 End: 17:05

Printed - 17:06 Sunday, 26 August 2018

BMCRC-MRO Championships 2018



# BMCRC Thunderbike Extreme & BMCRC Thunderbike Sport

Snetterton 200 Circuit

25<sup>th</sup> / 26<sup>th</sup> August 2018



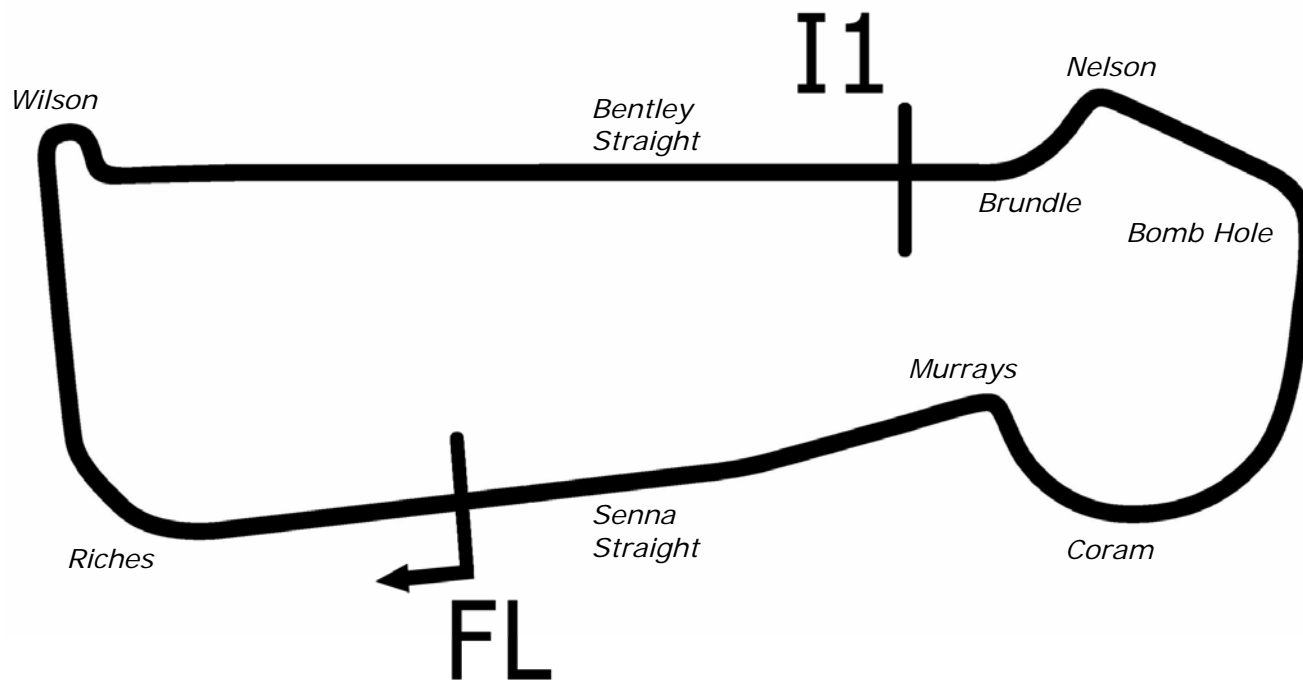
Results Provided by Timing Solutions Ltd  
[www.tsl-timing.com](http://www.tsl-timing.com)

# Snetterton 200



SPORTS TIMING

TIMING SOLUTIONS LTD



Length	1.9840 miles	3193.0 m	
FL		52.46340 N	0.94476 E
I1	1612m	52.46617 N	0.94964 E
Pit Entry	2987m	52.46364 N	0.94774 E
Pit Exit	40m after FL	52.46338 N	0.94420 E
Pit Entry–Pit Exit 246m, 14.7s @60kph, 11.0s @80kph			

All results available at [www.tsl-timing.com](http://www.tsl-timing.com)

# BMCRC - MRO Championships 2018 - Rnd 8 @ Snetterton 200

## BMCRC Thunderbike Extreme & BMCRC Thunderbike Sport

### QUALIFYING - CLASSIFICATION

POS	NO	CL	PIC NAME	ENTRY	TIME	ON	LAPS	GAP	DIFF	MPH
1	41		1 David ABRAHAM	Aprilia - Cambridge Motorcycles	1:24.996	8	9			84.03
2	30*		1 Alan HARLAND	Yamaha -	1:25.168	5	8	0.172	0.172	83.86
3	74		2 Daniel SINGLETON	Kawasaki - me	1:25.290	9	9	0.294	0.122	83.74
4	42		2 Alan WOOD	Suzuki - J.Clubb Aggregates & Concrete	1:25.840	7	7	0.844	0.550	83.20
5	40		3 David SHELVEY	Suzuki - ymark.com	1:26.239	8	8	1.243	0.399	82.82
6	64		4 Barry CHAMBERLAIN	Suzuki - Airsys.co.uk	1:26.714	6	7	1.718	0.475	82.36
7	69		5 Tony RUSSO	Suzuki - Titan Elevators	1:27.329	7	8	2.333	0.615	81.78
8	77		6 David MAY	Suzuki - ELP Racing	1:27.381	8	9	2.385	0.052	81.74
9	9		7 Ross DUNNING	Suzuki - Surrey Glazing	1:28.436	5	5	3.440	1.055	80.76
10	150		3 Anthony HEVER	Kawasaki -	1:30.017	8	8	5.021	1.581	79.34
11	15		8 Stacey KILLWORTH	Honda -	1:30.042	5	6	5.046	0.025	79.32
12	96		4 Dan HARRIS	Suzuki - HP Racing	1:30.159	6	8	5.163	0.117	79.22
13	48		5 Shaun WALLIS	Yamaha - Watling Tyres	1:31.150	7	7	6.154	0.991	78.36
14	43		9 Richard WILLISHER	Yamaha - Willsher Plant	1:31.303	5	5	6.307	0.153	78.22
15	181	R	1 Robert FRANKLIN	Suzuki - RCF GARDENS	1:31.421	7	8	6.425	0.118	78.12
16	84		6 Ricardo BRANCO	Suzuki - IMP Racing	1:32.575	6	7	7.579	1.154	77.15
17	143		7 Dan BARFORD	Suzuki -	1:33.051	6	8	8.055	0.476	76.75
18	18	R	2 Indy OFFER	Kawasaki - Ace osteopaths	1:33.229	6	6	8.233	0.178	76.61
19	24	R	1 Mark REYNOLDS	Yamaha -	1:35.323	7	8	10.327	2.094	74.92
20	333	R	3 Robert PRICE	Suzuki -	1:36.026	7	8	11.030	0.703	74.38
21	37	R	4 Ricky WOODS	Suzuki - RW Racing	1:38.008	6	7	13.012	1.982	72.87
22	2		8 Martin PEARSON	Suzuki -	1:38.765	7	8	13.769	0.757	72.31
23	131		10 Doug EDMONDSON	Yamaha - Anyone want to lend me a bike for the Classic 1	1:39.564	4	5	14.568	0.799	71.73
24	80		9 Graham TOWLER	Suzuki - DW Racing	1:41.743	7	7	16.747	2.179	70.20
25	196	R	5 Emma PETERSON	Yamaha - Rst Concept store-Helmet City Chichester.Fish	1:49.265	5	7	24.269	7.522	65.36

\*No 30 - Please fit a working transponder

Weather / Track : Bright / Dry

These results are provisional until the conclusion of any judicial and technical matters.

Snetterton 200

Circuit Length = 1.9840 miles

Start: 09:00 Flag 09:13 End: 09:15

Clerk Of Course :	Timekeeper :
-------------------	--------------

Results can be found at [www.tsl-timing.com](http://www.tsl-timing.com)

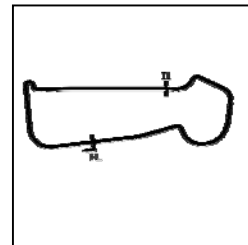
Printed - 09:17 Saturday, 25 August 2018



# BMCRC - MRO Championships 2018 - Rnd 8 @ Snetterton 200

## BMCRC Thunderbike Extreme & BMCRC Thunderbike Sport

### QUALIFYING - SECTOR ANALYSIS



SECTOR 1 = FL to I1, SECTOR 2 = I1 to FL, DIFF = Difference To Personal Best Lap, P = Crossed Finish Line in Pit Lane, D = Time Disallowed

P1 41		David ABRAHAM		Aprilia - Cambridge Motorcycles			
IDEAL LAP TIME : 1:24.996		BEST LAP TIME : 1:24.996		DIFFERENCE : 0.000			
LAP	SECTOR 1	SECTOR 2	LAP TIME	MPH	DIFF	TIME OF DAY	
1 -	47.325	53.046	1:40.371	71.16	15.375	09:02:54.490	
2 -	43.085	49.456	1:32.541	77.18	7.545	09:04:27.031	
3 -	41.044	48.643	1:29.687	79.63	4.691	09:05:56.718	
4 -	42.013	48.169	1:30.182	79.20	5.186	09:07:26.900	
5 -	40.883	48.714	1:29.597	79.71	4.601	09:08:56.497	
6 -	40.755	48.640	1:29.395	79.89	4.399	09:10:25.892	
7 -	39.576	46.099	1:25.675 (2)	83.36	0.679	09:11:51.567	
8 -	<b>39.485</b>	<b>45.511</b>	<b>1:24.996 (1)</b>	<b>84.03</b>		<b>09:13:16.563</b>	
9 -	39.957	46.064	1:26.021 (3)	83.03	1.025	09:14:42.584	

P2 30		Alan HARLAND		Yamaha -			
IDEAL LAP TIME :		BEST LAP TIME : 1:25.168		DIFFERENCE :			
LAP	SECTOR 1	SECTOR 2	LAP TIME	MPH	DIFF	TIME OF DAY	
1 -			1:49.503	65.22	24.335	09:04:01.884	
2 -			1:36.150	74.28	10.982	09:05:38.034	
3 -			1:29.516	79.79	4.348	09:07:07.550	
4 -			1:30.894	78.58	5.726	09:08:38.444	
5 -			<b>1:25.168 (1)</b>	<b>83.86</b>		<b>09:10:03.612</b>	
6 -			1:26.889 (2)	82.20	1.721	09:11:30.501	
7 -			1:29.466	79.83	4.298	09:12:59.967	
8 -			1:28.951 (3)	80.29	3.783	09:14:28.918	

P3 74		Daniel SINGLETON		Kawasaki - me			
IDEAL LAP TIME : 1:25.131		BEST LAP TIME : 1:25.290		DIFFERENCE : 0.159			
LAP	SECTOR 1	SECTOR 2	LAP TIME	MPH	DIFF	TIME OF DAY	
1 -	48.405	55.773	1:44.178	68.56	18.888	09:02:55.604	
2 -	44.458	51.271	1:35.729	74.61	10.439	09:04:31.333	
3 -	41.403	50.426	1:31.829	77.78	6.539	09:06:03.162	
4 -	40.206	49.234	1:29.440	79.85	4.150	09:07:32.602	
5 -	40.298	49.056	1:29.354	79.93	4.064	09:09:01.956	
6 -	40.009	48.525	1:28.534	80.67	3.244	09:10:30.490	
7 -	39.570	46.801	1:26.371 (3)	82.69	1.081	09:11:56.861	
8 -	<b>39.259</b>	46.052	1:25.311 (2)	83.72	0.021	09:13:22.172	
9 -	39.418	<b>45.872</b>	<b>1:25.290 (1)</b>	<b>83.74</b>		<b>09:14:47.462</b>	

P4 42		Alan WOOD		Suzuki - J.Clubb Aggregates & Concrete			
IDEAL LAP TIME : 1:25.840		BEST LAP TIME : 1:25.840		DIFFERENCE : 0.000			
LAP	SECTOR 1	SECTOR 2	LAP TIME	MPH	DIFF	TIME OF DAY	
1 -	42.131	49.336	1:31.467	78.08	5.627	09:02:35.650	
2 -	41.847	49.466	1:31.313	78.22	5.473	09:04:06.963	
3 -	41.742	49.156	1:30.898	78.57	5.058	09:05:37.861	
4 -	40.021	48.784	1:28.805 (3)	80.42	2.965	09:07:06.666	
5 -	41.196	47.628	1:28.824	80.41	2.984	09:08:35.490	
6 -	39.534	46.906	1:26.440 (2)	82.63	0.600	09:10:01.930	
7 -	<b>39.486</b>	<b>46.354</b>	<b>1:25.840 (1)</b>	<b>83.20</b>		<b>09:11:27.770</b>	

P5 40		David SHELVEY		Suzuki - ymark.com			
IDEAL LAP TIME : 1:25.949		BEST LAP TIME : 1:26.239		DIFFERENCE : 0.290			
LAP	SECTOR 1	SECTOR 2	LAP TIME	MPH	DIFF	TIME OF DAY	
1 -	50.254	53.127	1:43.381	69.08	17.142	09:03:36.799	
2 -	44.888	50.032	1:34.920	75.24	8.681	09:05:11.719	
3 -	44.552	50.277	1:34.829	75.32	8.590	09:06:46.548	
4 -	42.274	48.076	1:30.350	79.05	4.111	09:08:16.898	
5 -	41.875	47.366	1:29.241	80.03	3.002	09:09:46.139	
6 -	41.768	46.514	1:28.282 (3)	80.90	2.043	09:11:14.421	
7 -	40.749	<b>45.618</b>	1:26.367 (2)	82.69	0.128	09:12:40.788	

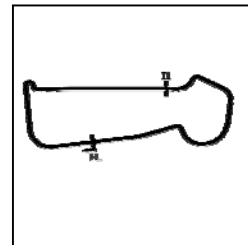
Weather / Track : Bright / Dry

Snetterton 200  
Circuit Length = 1.9840 miles  
Start: 09:00 Flag 09:13 End: 09:15

# BMCRC - MRO Championships 2018 - Rnd 8 @ Snetterton 200

## BMCRC Thunderbike Extreme & BMCRC Thunderbike Sport

### QUALIFYING - SECTOR ANALYSIS



SECTOR 1 = FL to I1, SECTOR 2 = I1 to FL, DIFF = Difference To Personal Best Lap, P = Crossed Finish Line in Pit Lane, D = Time Disallowed

**8 - 40.331 45.908 1:26.239 (1) 82.82 09:14:07.027**

<b>P6 64 Barry CHAMBERLAIN</b>		Suzuki - Airsys.co.uk				
IDEAL LAP TIME : 1:26.714		BEST LAP TIME : 1:26.714		DIFFERENCE : 0.000		
LAP	SECTOR 1	SECTOR 2	LAP TIME	MPH	DIFF	TIME OF DAY
1 -	42.073	50.351	1:32.424	77.28	5.710	09:02:34.748
2 -	41.879	48.909	1:30.788	78.67	4.074	09:04:05.536
3 -	41.897	48.548	1:30.445 (3)	78.97	3.731	09:05:35.981
4 -	41.712	49.830	1:31.542	78.02	4.828	09:07:07.523
5 -	41.398	47.607	1:29.005 (2)	80.24	2.291	09:08:36.528
6 -	<b>40.253</b>	<b>46.461</b>	<b>1:26.714 (1)</b>	<b>82.36</b>		<b>09:10:03.242</b>
7 -	41.874	53.317	1:35.191	75.03	8.477	09:11:38.433

<b>P7 69 Tony RUSSO</b>		Suzuki - Titan Elevators				
IDEAL LAP TIME : 1:27.140		BEST LAP TIME : 1:27.329		DIFFERENCE : 0.189		
LAP	SECTOR 1	SECTOR 2	LAP TIME	MPH	DIFF	TIME OF DAY
1 -	50.841	56.063	1:46.904	66.81	19.575	09:03:00.213
2 -	44.442	53.875	1:38.317	72.64	10.988	09:04:38.530
3 -	42.589	50.666	1:33.255	76.59	5.926	09:06:11.785
4 -	41.355	49.687	1:31.042	78.45	3.713	09:07:42.827
5 -	40.901	48.474	1:29.375 (3)	79.91	2.046	09:09:12.202
6 -	<b>40.343</b>	47.310	1:27.653 (2)	81.48	0.324	09:10:39.855
7 -	40.532	<b>46.797</b>	<b>1:27.329 (1)</b>	<b>81.78</b>		<b>09:12:07.184</b>
8 -	41.001	48.691	1:29.692	79.63	2.363	09:13:36.876

<b>P8 77 David MAY</b>		Suzuki - ELP Racing				
IDEAL LAP TIME : 1:26.838		BEST LAP TIME : 1:27.381		DIFFERENCE : 0.543		
LAP	SECTOR 1	SECTOR 2	LAP TIME	MPH	DIFF	TIME OF DAY
1 -	48.283	57.210	1:45.493	67.70	18.112	09:02:53.887
2 -	42.374	51.713	1:34.087	75.91	6.706	09:04:27.974
3 -	40.826	48.889	1:29.715	79.61	2.334	09:05:57.689
4 -	40.396	48.391	1:28.787	80.44	1.406	09:07:26.476
5 -	40.870	48.867	1:29.737	79.59	2.356	09:08:56.213
6 -	40.760	48.657	1:29.417	79.87	2.036	09:10:25.630
7 -	41.040	47.259	1:28.299 (3)	80.89	0.918	09:11:53.929
8 -	<b>39.601</b>	47.780	<b>1:27.381 (1)</b>	<b>81.74</b>		<b>09:13:21.310</b>
9 -	40.688	<b>47.237</b>	1:27.925 (2)	81.23	0.544	09:14:49.235

<b>P9 9 Ross DUNNING</b>		Suzuki - Surrey Glazing				
IDEAL LAP TIME : 1:27.982		BEST LAP TIME : 1:28.436		DIFFERENCE : 0.454		
LAP	SECTOR 1	SECTOR 2	LAP TIME	MPH	DIFF	TIME OF DAY
1 -	1:23.925	IN PIT	7:22.079 P	16.15	5:53.643	09:08:36.791
2 -	OUTLAP	55.132	1:45.203	67.89	16.767	09:10:21.994
3 -	44.623	51.491	1:36.114 (3)	74.31	7.678	09:11:58.108
4 -	<b>41.488</b>	49.434	1:30.922 (2)	78.55	2.486	09:13:29.030
5 -	41.942	<b>46.494</b>	<b>1:28.436 (1)</b>	<b>80.76</b>		<b>09:14:57.466</b>

<b>P10 150 Anthony HEVER</b>		Kawasaki -				
IDEAL LAP TIME : 1:28.954		BEST LAP TIME : 1:30.017		DIFFERENCE : 1.063		
LAP	SECTOR 1	SECTOR 2	LAP TIME	MPH	DIFF	TIME OF DAY
1 -	55.287	56.724	1:52.011	63.76	21.994	09:03:08.586
2 -	44.756	51.519	1:36.275	74.18	6.258	09:04:44.861
3 -	44.284	50.960	1:35.244	74.99	5.227	09:06:20.105
4 -	43.086	50.101	1:33.187	76.64	3.170	09:07:53.292
5 -	43.381	51.272	1:34.653	75.46	4.636	09:09:27.945
6 -	41.197	49.464	1:30.661 (2)	78.78	0.644	09:10:58.606
7 -	<b>41.034</b>	49.951	1:30.985 (3)	78.50	0.968	09:12:29.591
8 -	42.097	<b>47.920</b>	<b>1:30.017 (1)</b>	<b>79.34</b>		<b>09:13:59.608</b>

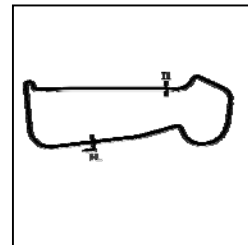
Weather / Track : Bright / Dry

Snetterton 200  
Circuit Length = 1.9840 miles  
Start: 09:00 Flag 09:13 End: 09:15

# BMCRC - MRO Championships 2018 - Rnd 8 @ Snetterton 200

## BMCRC Thunderbike Extreme & BMCRC Thunderbike Sport

### QUALIFYING - SECTOR ANALYSIS



SECTOR 1 = FL to I1, SECTOR 2 = I1 to FL, DIFF = Difference To Personal Best Lap, P = Crossed Finish Line in Pit Lane, D = Time Disallowed

P11 15		Stacey KILLWORTH		Honda -			
IDEAL LAP TIME : 1:30.042		BEST LAP TIME : 1:30.042		DIFFERENCE : 0.000			
LAP	SECTOR 1	SECTOR 2	LAP TIME	MPH	DIFF	TIME OF DAY	
1 -	47.437	56.185	1:43.622	68.92	13.580	09:02:58.554	
2 -	44.704	54.446	1:39.150	72.03	9.108	09:04:37.704	
3 -	42.502	52.628	1:35.130	75.08	5.088	09:06:12.834	
4 -	41.749	50.668	1:32.417 (2)	77.28	2.375	09:07:45.251	
5 -	<b>40.320</b>	<b>49.722</b>	<b>1:30.042 (1)</b>	<b>79.32</b>		<b>09:09:15.293</b>	
6 -	41.671	51.186	1:32.857 (3)	76.91	2.815	09:10:48.150	

P12 96		Dan HARRIS		Suzuki - HP Racing			
IDEAL LAP TIME : 1:30.159		BEST LAP TIME : 1:30.159		DIFFERENCE : 0.000			
LAP	SECTOR 1	SECTOR 2	LAP TIME	MPH	DIFF	TIME OF DAY	
1 -	55.750	54.785	1:50.535	64.61	20.376	09:03:07.269	
2 -	46.731	51.524	1:38.255	72.69	8.096	09:04:45.524	
3 -	44.150	51.537	1:35.687	74.64	5.528	09:06:21.211	
4 -	42.805	49.704	1:32.509	77.20	2.350	09:07:53.720	
5 -	42.869	48.508	1:31.377 (3)	78.16	1.218	09:09:25.097	
6 -	<b>41.942</b>	<b>48.217</b>	<b>1:30.159 (1)</b>	<b>79.22</b>		<b>09:10:55.256</b>	
7 -	42.028	49.838	1:31.866	77.74	1.707	09:12:27.122	
8 -	42.353	48.766	1:31.119 (2)	78.38	0.960	09:13:58.241	

P13 48		Shaun WALLIS		Yamaha - Walling Tyres			
IDEAL LAP TIME : 1:31.150		BEST LAP TIME : 1:31.150		DIFFERENCE : 0.000			
LAP	SECTOR 1	SECTOR 2	LAP TIME	MPH	DIFF	TIME OF DAY	
1 -	50.074	57.722	1:47.796	66.25	16.646	09:02:56.959	
2 -	45.418	55.857	1:41.275	70.52	10.125	09:04:38.234	
3 -	44.209	53.201	1:37.410	73.32	6.260	09:06:15.644	
4 -	43.621	52.744	1:36.365	74.11	5.215	09:07:52.009	
5 -	43.540	51.162	1:34.702 (3)	75.42	3.552	09:09:26.711	
6 -	42.046	50.353	1:32.399 (2)	77.30	1.249	09:10:59.110	
7 -	<b>41.442</b>	<b>49.708</b>	<b>1:31.150 (1)</b>	<b>78.36</b>		<b>09:12:30.260</b>	

P14 43		Richard WILLISHER		Yamaha - Willsher Plant			
IDEAL LAP TIME : 1:31.303		BEST LAP TIME : 1:31.303		DIFFERENCE : 0.000			
LAP	SECTOR 1	SECTOR 2	LAP TIME	MPH	DIFF	TIME OF DAY	
1 -	49.773	55.467	1:45.240	67.86	13.937	09:02:59.898	
2 -	42.371	52.866	1:35.237	74.99	3.934	09:04:35.135	
3 -	42.899	51.452	1:34.351 (3)	75.70	3.048	09:06:09.486	
4 -	43.241	50.419	1:33.660 (2)	76.26	2.357	09:07:43.146	
5 -	<b>41.673</b>	<b>49.630</b>	<b>1:31.303 (1)</b>	<b>78.22</b>		<b>09:09:14.449</b>	

P15 181 R		Robert FRANKLIN		Suzuki - RCF GARDENS			
IDEAL LAP TIME : 1:31.183		BEST LAP TIME : 1:31.421		DIFFERENCE : 0.238			
LAP	SECTOR 1	SECTOR 2	LAP TIME	MPH	DIFF	TIME OF DAY	
1 -	49.593	57.513	1:47.106	66.68	15.685	09:02:59.860	
2 -	45.083	54.692	1:39.775	71.58	8.354	09:04:39.635	
3 -	44.971	52.707	1:37.678	73.12	6.257	09:06:17.313	
4 -	44.199	51.868	1:36.067	74.34	4.646	09:07:53.380	
5 -	43.379	51.257	1:34.636	75.47	3.215	09:09:28.016	
6 -	42.099	<b>49.428</b>	1:31.527 (2)	78.03	0.106	09:10:59.543	
7 -	<b>41.755</b>	49.666	<b>1:31.421 (1)</b>	<b>78.12</b>		<b>09:12:30.964</b>	
8 -	43.354	49.709	1:33.063 (3)	76.74	1.642	09:14:04.027	

P16 84		Ricardo BRANCO		Suzuki - IMP Racing			
IDEAL LAP TIME : 1:31.914		BEST LAP TIME : 1:32.575		DIFFERENCE : 0.661			
LAP	SECTOR 1	SECTOR 2	LAP TIME	MPH	DIFF	TIME OF DAY	
1 -	48.051	58.038	1:46.089	67.32	13.514	09:02:53.948	

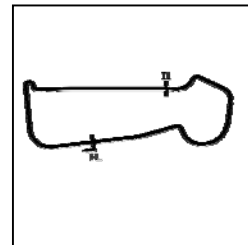
Weather / Track : Bright / Dry

Snetterton 200  
Circuit Length = 1.9840 miles  
Start: 09:00 Flag 09:13 End: 09:15

# BMCRC - MRO Championships 2018 - Rnd 8 @ Snetterton 200

## BMCRC Thunderbike Extreme & BMCRC Thunderbike Sport

### QUALIFYING - SECTOR ANALYSIS



SECTOR 1 = FL to I1, SECTOR 2 = I1 to FL, DIFF = Difference To Personal Best Lap, P = Crossed Finish Line in Pit Lane, D = Time Disallowed

2 -	46.435	54.776	1:41.211	70.57	8.636	09:04:35.159
3 -	44.148	53.266	1:37.414	73.32	4.839	09:06:12.573
4 -	43.785	52.249	1:36.034	74.37	3.459	09:07:48.607
5 -	43.003	51.793	1:34.796 (3)	75.34	2.221	09:09:23.403
6 -	42.367	<b>50.208</b>	<b>1:32.575 (1)</b>	<b>77.15</b>		<b>09:10:55.978</b>
7 -	<b>41.706</b>	51.442	1:33.148 (2)	76.67	0.573	09:12:29.126

P17 143		Dan BARFORD		Suzuki -			
IDEAL LAP TIME : 1:32.943		BEST LAP TIME : 1:33.051		DIFFERENCE : 0.108			
LAP	SECTOR 1	SECTOR 2	LAP TIME	MPH	DIFF	TIME OF DAY	
1 -	49.776	53.107	1:42.883	69.42	9.832	09:03:37.473	
2 -	45.327	50.737	1:36.064	74.35	3.013	09:05:13.537	
3 -	44.029	51.569	1:35.598	74.71	2.547	09:06:49.135	
4 -	43.475	51.021	1:34.496 (2)	75.58	1.445	09:08:23.631	
5 -	44.351	51.391	1:35.742	74.60	2.691	09:09:59.373	
6 -	43.023	<b>50.028</b>	<b>1:33.051 (1)</b>	<b>76.75</b>		<b>09:11:32.424</b>	
7 -	<b>42.915</b>	51.755	1:34.670	75.44	1.619	09:13:07.694	
8 -	43.332	51.299	1:34.631 (3)	75.47	1.580	09:14:41.725	

P18 18 R		Indy OFFER		Kawasaki - Ace osteopaths			
IDEAL LAP TIME : 1:33.229		BEST LAP TIME : 1:33.229		DIFFERENCE : 0.000			
LAP	SECTOR 1	SECTOR 2	LAP TIME	MPH	DIFF	TIME OF DAY	
1 -	OUTLAP	57.769	1:52.894	63.26	19.665	09:05:35.261	
2 -	45.725	50.075	1:35.800	74.55	2.571	09:07:11.061	
3 -	44.967	49.754	1:34.721 (3)	75.40	1.492	09:08:45.782	
4 -	44.884	50.180	1:35.064	75.13	1.835	09:10:20.846	
5 -	44.846	49.174	1:34.020 (2)	75.96	0.791	09:11:54.866	
6 -	<b>44.471</b>	<b>48.758</b>	<b>1:33.229 (1)</b>	<b>76.61</b>		<b>09:13:28.095</b>	

P19 24 R		Mark REYNOLDS		Yamaha -			
IDEAL LAP TIME : 1:34.575		BEST LAP TIME : 1:35.323		DIFFERENCE : 0.748			
LAP	SECTOR 1	SECTOR 2	LAP TIME	MPH	DIFF	TIME OF DAY	
1 -	58.445	1:01.943	2:00.388	59.32	25.065	09:03:15.961	
2 -	49.311	57.200	1:46.511	67.05	11.188	09:05:02.472	
3 -	46.075	54.078	1:40.153	71.31	4.830	09:06:42.625	
4 -	46.708	53.426	1:40.134	71.32	4.811	09:08:22.759	
5 -	44.973	52.796	1:37.769	73.05	2.446	09:10:00.528	
6 -	<b>44.128</b>	52.125	1:36.253 (3)	74.20	0.930	09:11:36.781	
7 -	44.335	50.988	<b>1:35.323 (1)</b>	<b>74.92</b>		<b>09:13:12.104</b>	
8 -	45.342	<b>50.447</b>	1:35.789 (2)	74.56	0.466	09:14:47.893	

P20 333 R		Robert PRICE		Suzuki -			
IDEAL LAP TIME : 1:36.026		BEST LAP TIME : 1:36.026		DIFFERENCE : 0.000			
LAP	SECTOR 1	SECTOR 2	LAP TIME	MPH	DIFF	TIME OF DAY	
1 -	54.578	58.570	1:53.148	63.12	17.122	09:03:05.561	
2 -	47.411	59.051	1:46.462	67.09	10.436	09:04:52.023	
3 -	46.289	55.311	1:41.600	70.30	5.574	09:06:33.623	
4 -	45.640	54.774	1:40.414	71.13	4.388	09:08:14.037	
5 -	45.042	54.014	1:39.056	72.10	3.030	09:09:53.093	
6 -	43.933	53.664	1:37.597 (3)	73.18	1.571	09:11:30.690	
7 -	<b>43.291</b>	<b>52.735</b>	<b>1:36.026 (1)</b>	<b>74.38</b>		<b>09:13:06.716</b>	
8 -	44.275	53.186	1:37.461 (2)	73.28	1.435	09:14:44.177	

P21 37 R		Ricky WOODS		Suzuki - RW Racing			
IDEAL LAP TIME : 1:37.431		BEST LAP TIME : 1:38.008		DIFFERENCE : 0.577			
LAP	SECTOR 1	SECTOR 2	LAP TIME	MPH	DIFF	TIME OF DAY	
1 -	55.446	1:02.932	1:58.378	60.33	20.370	09:03:13.400	
2 -	47.992	56.431	1:44.423	68.40	6.415	09:04:57.823	
3 -	47.851	55.399	1:43.250	69.17	5.242	09:06:41.073	

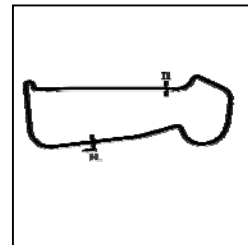
Weather / Track : Bright / Dry

Snetterton 200  
Circuit Length = 1.9840 miles  
Start: 09:00 Flag 09:13 End: 09:15

# BMCRC - MRO Championships 2018 - Rnd 8 @ Snetterton 200

## BMCRC Thunderbike Extreme & BMCRC Thunderbike Sport

### QUALIFYING - SECTOR ANALYSIS



SECTOR 1 = FL to I1, SECTOR 2 = I1 to FL, DIFF = Difference To Personal Best Lap, P = Crossed Finish Line in Pit Lane, D = Time Disallowed

4 -	47.780	53.584	1:41.364	70.46	3.356	09:08:22.437
5 -	45.834	54.438	1:40.272 (3)	71.23	2.264	09:10:02.709
6 -	<b>44.012</b>	53.996	<b>1:38.008 (1)</b>	<b>72.87</b>		<b>09:11:40.717</b>
7 -	46.392	<b>53.419</b>	1:39.811 (2)	71.56	1.803	09:13:20.528

<b>P22</b>	<b>2</b>	<b>Martin PEARSON</b>	Suzuki -			
IDEAL LAP TIME : 1:38.620		BEST LAP TIME : 1:38.765		DIFFERENCE : 0.145		
LAP	SECTOR 1	SECTOR 2	LAP TIME	MPH	DIFF	TIME OF DAY
1 -	50.383	58.693	1:49.076	65.48	10.311	09:02:53.932
2 -	47.842	56.981	1:44.823	68.13	6.058	09:04:38.755
3 -	46.439	56.489	1:42.928	69.39	4.163	09:06:21.683
4 -	46.370	55.765	1:42.135	69.93	3.370	09:08:03.818
5 -	46.088	55.060	1:41.148	70.61	2.383	09:09:44.966
6 -	45.724	53.493	1:39.217 (3)	71.98	0.452	09:11:24.183
7 -	<b>45.375</b>	53.390	<b>1:38.765 (1)</b>	<b>72.31</b>		<b>09:13:02.948</b>
8 -	45.655	<b>53.245</b>	1:38.900 (2)	72.21	0.135	09:14:41.848

<b>P23</b>	<b>131</b>	<b>Doug EDMONDSON</b>	Yamaha - Anyone want to lend me a bike for the Classic TT 201			
IDEAL LAP TIME : 1:37.154		BEST LAP TIME : 1:39.564		DIFFERENCE : 2.410		
LAP	SECTOR 1	SECTOR 2	LAP TIME	MPH	DIFF	TIME OF DAY
1 -	50.778	IN PIT	2:52.195 P	41.47	1:12.631	09:04:02.170
2 -	OUTLAP	IN PIT	2:16.174 P	52.45	36.610	09:06:18.344
3 -	OUTLAP	<b>52.797</b>	1:39.170	72.02		09:07:57.514
4 -	44.842	54.722	<b>1:39.564 (1)</b>	<b>71.73</b>		<b>09:09:37.078</b>
5 -	<b>44.357</b>	IN PIT	4:06.441 P	28.98	2:26.877	09:13:43.519

<b>P24</b>	<b>80</b>	<b>Graham TOWLER</b>	Suzuki - DW Racing			
IDEAL LAP TIME : 1:41.743		BEST LAP TIME : 1:41.743		DIFFERENCE : 0.000		
LAP	SECTOR 1	SECTOR 2	LAP TIME	MPH	DIFF	TIME OF DAY
1 -	58.993	1:03.872	2:02.865	58.13	21.122	09:03:22.827
2 -	51.985	59.116	1:51.101	64.28	9.358	09:05:13.928
3 -	50.706	57.468	1:48.174	66.02	6.431	09:07:02.102
4 -	49.077	57.052	1:46.129 (3)	67.30	4.386	09:08:48.231
5 -	48.774	59.166	1:47.940	66.17	6.197	09:10:36.171
6 -	48.534	54.843	1:43.377 (2)	69.09	1.634	09:12:19.548
7 -	<b>47.747</b>	<b>53.996</b>	<b>1:41.743 (1)</b>	<b>70.20</b>		<b>09:14:01.291</b>

<b>P25</b>	<b>196 R</b>	<b>Emma PETERSON</b>	Yamaha - Rst Concept store-Helmet City Chichester.Fisherbrow			
IDEAL LAP TIME : 1:48.417		BEST LAP TIME : 1:49.265		DIFFERENCE : 0.848		
LAP	SECTOR 1	SECTOR 2	LAP TIME	MPH	DIFF	TIME OF DAY
1 -	59.302	1:05.047	2:04.349	57.43	15.084	09:03:13.940
2 -	51.053	1:00.534	1:51.587	64.00	2.322	09:05:05.527
3 -	49.862	1:00.726	1:50.588	64.58	1.323	09:06:56.115
4 -	50.229	1:00.282	1:50.511 (3)	64.63	1.246	09:08:46.626
5 -	<b>49.363</b>	59.902	<b>1:49.265 (1)</b>	<b>65.36</b>		<b>09:10:35.891</b>
6 -	51.376	1:01.196	1:52.572	63.44	3.307	09:12:28.463
7 -	51.267	<b>59.054</b>	1:50.321 (2)	64.74	1.056	09:14:18.784

# BMCRC - MRO Championships 2018 - Rnd 8 @ Snetterton 200

## BMCRC Thunderbike Extreme & BMCRC Thunderbike Sport

### QUALIFYING - BEST SECTORS

SECTOR 1			SECTOR 2			IDEAL / BEST COMPARISON						
POS	NO	NAME	TIME	NO	NAME	TIME	POS	NO	NAME	IDEAL	BEST	DIFF
									<b>PERFECT LAP</b>	<b>1:24.770</b>		
1	74	SINGLETON	<b>39.259</b>	41	ABRAHAM	<b>45.511</b>	1	41	ABRAHAM	1:24.996	1:24.996	0.000
2	41	ABRAHAM	<b>39.485</b>	40	SHELVEY	<b>45.618</b>	2	74	SINGLETON	1:25.131	1:25.290	0.159
3	42	WOOD	<b>39.486</b>	74	SINGLETON	<b>45.872</b>	3	42	WOOD	1:25.840	1:25.840	0.000
4	77	MAY	<b>39.601</b>	42	WOOD	<b>46.354</b>	4	40	SHELVEY	1:25.949	1:26.239	0.290
5	64	CHAMBERLAIN	<b>40.253</b>	64	CHAMBERLAIN	<b>46.461</b>	5	64	CHAMBERLAIN	1:26.714	1:26.714	0.000
6	15	KILLWORTH	<b>40.320</b>	9	DUNNING	<b>46.494</b>	6	77	MAY	1:26.838	1:27.381	0.543
7	40	SHELVEY	<b>40.331</b>	69	RUSSO	<b>46.797</b>	7	69	RUSSO	1:27.140	1:27.329	0.189
8	69	RUSSO	<b>40.343</b>	77	MAY	<b>47.237</b>	8	9	DUNNING	1:27.982	1:28.436	0.454
9	150	HEVER	<b>41.034</b>	150	HEVER	<b>47.920</b>	9	150	HEVER	1:28.954	1:30.017	1.063
10	48	WALLIS	<b>41.442</b>	96	HARRIS	<b>48.217</b>	10	15	KILLWORTH	1:30.042	1:30.042	0.000
11	9	DUNNING	<b>41.488</b>	18	OFFER	<b>48.758</b>	11	96	HARRIS	1:30.159	1:30.159	0.000
12	43	WILLSHER	<b>41.673</b>	181	FRANKLIN	<b>49.428</b>	12	48	WALLIS	1:31.150	1:31.150	0.000
13	84	BRANCO	<b>41.706</b>	43	WILLSHER	<b>49.630</b>	13	181	FRANKLIN	1:31.183	1:31.421	0.238
14	181	FRANKLIN	<b>41.755</b>	48	WALLIS	<b>49.708</b>	14	43	WILLSHER	1:31.303	1:31.303	0.000
15	96	HARRIS	<b>41.942</b>	15	KILLWORTH	<b>49.722</b>	15	84	BRANCO	1:31.914	1:32.575	0.661
16	143	BARFORD	<b>42.915</b>	143	BARFORD	<b>50.028</b>	16	143	BARFORD	1:32.943	1:33.051	0.108
17	333	PRICE	<b>43.291</b>	84	BRANCO	<b>50.208</b>	17	18	OFFER	1:33.229	1:33.229	0.000
18	37	WOODS	<b>44.012</b>	24	REYNOLDS	<b>50.447</b>	18	24	REYNOLDS	1:34.575	1:35.323	0.748
19	24	REYNOLDS	<b>44.128</b>	333	PRICE	<b>52.735</b>	19	333	PRICE	1:36.026	1:36.026	0.000
20	131	EDMONDSON	<b>44.357</b>	131	EDMONDSON	<b>52.797</b>	20	131	EDMONDSON	1:37.154	1:39.564	2.410
21	18	OFFER	<b>44.471</b>	2	PEARSON	<b>53.245</b>	21	37	WOODS	1:37.431	1:38.008	0.577
22	2	PEARSON	<b>45.375</b>	37	WOODS	<b>53.419</b>	22	2	PEARSON	1:38.620	1:38.765	0.145
23	80	TOWLER	<b>47.747</b>	80	TOWLER	<b>53.996</b>	23	80	TOWLER	1:41.743	1:41.743	0.000
24	196	PETERSON	<b>49.363</b>	196	PETERSON	<b>59.054</b>	24	196	PETERSON	1:48.417	1:49.265	0.848
25							25	30	HARLAND		1:25.168	

Weather / Track : Bright / Dry

Results can be found at [www.tsl-timing.com](http://www.tsl-timing.com)

Snetterton 200

Circuit Length = 1.9840 miles

Start: 09:00 Flag 09:13 End: 09:15

Printed - 09:18 Saturday, 25 August 2018

# BMCRC - MRO Championships 2018 - Rnd 8 @ Snetterton 200



## BMCRC Thunderbike Extreme & BMCRC Thunderbike Sport

### RACE 1 - GRID (8 Laps)

ROW 9	1		1		25	196	Emma PETERSON	1:49.265					
ROW 8	24	80	Graham TOWLER	1:41.743	23	131	Doug EDMONDSON	1:39.564	22	2	Martin PEARSON	1:38.765	
ROW 7		21	37	Ricky WOODS	1:38.008	20	333	Robert PRICE	1:36.026	19	24	Mark REYNOLDS	1:35.323
ROW 6	18	18	Indy OFFER	1:33.229	17	143	Dan BARFORD	1:33.051	16	84	Ricardo BRANCO	1:32.575	
ROW 5		15	181	Robert FRANKLIN	1:31.421	14	43	Richard WILLSHER	1:31.303	13	48	Shaun WALLIS	1:31.150
ROW 4	12	96	Dan HARRIS	1:30.159	11	15	Stacey KILLWORTH	1:30.042	10	150	Anthony HEVER	1:30.017	
ROW 3		9	9	Ross DUNNING	1:28.436	8	77	David MAY	1:27.381	7	69	Tony RUSSO	1:27.329
ROW 2	6	64	Barry CHAMBERLAIN	1:26.714	5	40	David SHELVEY	1:26.239	4	42	Alan WOOD	1:25.840	
ROW 1		3	74	Daniel SINGLETON	1:25.290	2	30	Alan HARLAND	1:25.168	1	41	David ABRAHAM	1:24.996
												<b>Pole</b>	

Snetterton 200  
Circuit Length = 1.9840 miles

These results are provisional until the conclusion of any judicial and technical matters.

Clerk Of Course :		Timekeeper :
-------------------	--	--------------

Results can be found at [www.tsl-timing.com](http://www.tsl-timing.com)

Printed - 09:21 Saturday, 25 August 2018



# BMCRC - MRO Championships 2018 - Rnd 8 @ Snetterton 200



## BMCRC Thunderbike Extreme & BMCRC Thunderbike Sport

### RACE 1 - CLASSIFICATION

POS	NO	CL	PIC NAME	ENTRY	LAPS	TIME	GAP	DIFF	MPH	BEST	ON
1	42	EX	1 Alan WOOD	Suzuki - J.Clubb Aggregates & Concrete	6	7:42.073			92.74	1:15.724	3
2	64	EX	2 Barry CHAMBERLAIN	Suzuki - Airsys.co.uk	6	7:53.453	11.380	11.380	90.51	1:17.523	3
3	41	EX	3 David ABRAHAM	Aprilia - Cambridge Motorcycles	6	7:53.904	11.831	0.451	90.43	1:17.050	2
4	74	SP	1 Daniel SINGLETON	Kawasaki - me	6	8:00.147	18.074	6.243	89.25	1:18.179	4
5	77	EX	4 David MAY	Suzuki - ELP Racing	6	8:00.276	18.203	0.129	89.23	1:17.670	3
6	69	EX	5 Tony RUSSO	Suzuki - Titan Elevators	6	8:02.900	20.827	2.624	88.74	1:18.366	5
7	40	EX	6 David SHELVEY	Suzuki - ymark.com	6	8:05.370	23.297	2.470	88.29	1:18.648	5
8	30	SP	2 Alan HARLAND	Yamaha -	6	8:05.682	23.609	0.312	88.23	1:19.097	4
9	15	EX	7 Stacey KILLWORTH	Honda -	6	8:06.854	24.781	1.172	88.02	1:19.756	6
10	131	EX	8 Doug EDMONDSON	Yamaha - Anyone want to lend me a bike for the Cla	6	8:07.565	25.492	0.711	87.89	1:19.246	4
11	9	EX	9 Ross DUNNING	Suzuki - Surrey Glazing	5	6:52.864	1 Lap	1 Lap	86.49	1:19.525	4
12	48	SP	3 Shaun WALLIS	Yamaha - Watling Tyres	5	6:55.628	1 Lap	2.764	85.92	1:21.227	3
13	84	SP	4 Ricardo BRANCO	Suzuki - IMP Racing	5	6:59.571	1 Lap	3.943	85.11	1:20.469	4
14	96	SP	5 Dan HARRIS	Suzuki - HP Racing	5	7:07.549	1 Lap	7.978	83.52	1:23.663	2
15	181	SPR	1 Robert FRANKLIN	Suzuki - RCF GARDENS	5	7:15.966	1 Lap	8.417	81.91	1:25.025	5
16	150	SP	6 Anthony HEVER	Kawasaki -	5	7:16.250	1 Lap	0.284	81.86	1:25.814	4
17	333	SPR	2 Robert PRICE	Suzuki -	5	7:18.534	1 Lap	2.284	81.43	1:25.499	2
18	37	SPR	3 Ricky WOODS	Suzuki - RW Racing	5	7:18.541	1 Lap	0.007	81.43	1:25.359	4
19	143	SP	7 Dan BARFORD	Suzuki -	5	7:29.504	1 Lap	10.963	79.44	1:27.602	3
20	24	EXR	1 Mark REYNOLDS	Yamaha -	5	7:38.337	1 Lap	8.833	77.91	1:29.377	3
21	18	SPR	4 Indy OFFER	Kawasaki - Ace osteopaths	5	7:41.411	1 Lap	3.074	77.39	1:30.013	4
22	80	SP	8 Graham TOWLER	Suzuki - DW Racing	5	8:08.413	1 Lap	27.002	73.11	1:35.026	2
23	196	SPR	5 Emma PETERSON	Yamaha - Rst Concept store-Helmet City Chicheste	4	6:57.134	2 Laps	1 Lap	68.49	1:40.839	3

#### NOT CLASSIFIED

DNF	2	SP	Martin PEARSON	Suzuki -	4	6:25.874	2 Laps		74.04	1:34.508	3
DNF	43	EX	Richard WILLISHER	Yamaha - Willsher Plant	0						

#### FASTEST LAP

42	EX	Alan WOOD	Suzuki - J.Clubb Aggregates & Concrete	3	1:15.724	94.32 mph	151.79 kph
74	SP	Daniel SINGLETON	Kawasaki - me	4	1:18.179	91.36 mph	147.03 kph
181	SPR	Robert FRANKLIN	Suzuki - RCF GARDENS	5	1:25.025	84.00 mph	135.19 kph
24	EXR	Mark REYNOLDS	Yamaha -	3	1:29.377	79.91 mph	128.61 kph

Class EX - 92.5% of Race Speed = 85.78 mph  
 Class SP - 92.5% of Race Speed = 82.55 mph  
 Class SPR - 92.5% of Race Speed = 75.76 mph  
 Class EXR - 92.5% of Race Speed = 72.06 mph

Snetterton 200  
 Circuit Length = 1.9840 miles  
 Start: 11:43 Flag 11:49 End: 11:54

Weather / Track : Bright / Dry

These results are provisional until the conclusion of any judicial and technical matters.

Clerk Of Course :	Timekeeper :
-------------------	--------------

Results can be found at [www.tsl-timing.com](http://www.tsl-timing.com)

Printed - 12:14 Saturday, 25 August 2018



# BMCRC - MRO Championships 2018 - Rnd 8 @ Snetterton 200

## BMCRC Thunderbike Extreme & BMCRC Thunderbike Sport

### RACE 1 - LAP CHART

#### LAP 1 @ 11:44:22.887

NO	BEHIND	LAP TIME
42		1:22.064
41	1.104	1:23.168
64	1.439	1:23.503
74	2.389	1:24.453
77	2.990	1:25.054
40	4.710	1:26.774
15	4.776	1:26.840
30	4.991	1:27.055
69	5.833	1:27.897
48	7.406	1:29.470
131	7.656	1:29.720
96	8.738	1:30.802
9	9.399	1:31.463
150	9.995	1:32.059
181	11.380	1:33.444
37	12.147	1:34.211
84	12.490	1:34.554
333	13.573	1:35.637
143	14.046	1:36.110
24	15.395	1:37.459
18	16.597	1:38.661
2	19.763	1:41.827
80	22.387	1:44.451
196	30.172	1:52.236

#### LAP 2 @ 11:45:38.992

NO	BEHIND	LAP TIME
42		1:16.105
41	2.049	1:17.050
64	2.890	1:17.556
77	5.090	1:18.205
74	7.103	1:20.819
15	8.825	1:20.154
69	9.201	1:19.473
30	9.258	1:20.372
40	9.940	1:21.335
131	11.384	1:19.833
48	13.085	1:21.784
9	13.802	1:20.508
96	16.296	1:23.663
84	18.442	1:22.057
150	20.058	1:26.168
181	20.756	1:25.481
333	22.967	1:25.499
37	23.299	1:27.257
143	27.734	1:29.793
24	29.811	1:30.521
18	31.707	1:31.215
2	38.342	1:34.684
80	41.308	1:35.026
196	56.041	1:41.974

#### LAP 3 @ 11:46:54.716

NO	BEHIND	LAP TIME
42		1:15.724
41	3.927	1:17.602
64	4.689	1:17.523
77	7.036	1:17.670
74	9.787	1:18.408
69	13.043	1:19.566
15	13.084	1:19.983

30	13.358	1:19.824
40	13.529	1:19.313
131	15.309	1:19.649
9	18.437	1:20.359
48	18.588	1:21.227
84	23.791	1:21.073
96	25.040	1:24.468
181	30.476	1:25.444
150	30.598	1:26.264
333	33.323	1:26.080
37	33.627	1:26.052
143	39.612	1:27.602
24	43.464	1:29.377
18	46.270	1:30.287
2	57.126	1:34.508
80	1:03.473	1:37.889

#### LAP 4 @ 11:48:11.147

NO	BEHIND	LAP TIME
42		1:16.431
196	1 Lap	1:40.839
64	6.223	1:17.965
41	6.341	1:18.845
77	9.570	1:18.965
74	11.535	1:18.179
69	15.488	1:18.876
30	16.024	1:19.097
15	16.621	1:19.968
40	17.047	1:19.949
131	18.124	1:19.246
9	21.531	1:19.525
48	23.765	1:21.608
84	27.829	1:20.469
96	32.727	1:24.118
150	39.981	1:25.814
181	40.617	1:26.572
37	42.555	1:25.359
333	42.708	1:25.816
143	50.924	1:27.743
24	57.213	1:30.180
18	59.852	1:30.013
2	1:15.550	1:34.855

#### LAP 5 @ 11:49:26.964

NO	BEHIND	LAP TIME
42		1:15.817
80	1 Lap	1:35.343
64	8.877	1:18.471
41	9.121	1:18.597
77	13.524	1:19.771
74	14.162	1:18.444
69	18.037	1:18.366
30	19.614	1:19.407
40	19.878	1:18.648
15	20.957	1:20.153
131	21.745	1:19.438
9	26.723	1:21.009
48	29.487	1:21.539
196	1 Lap	1:42.085
84	33.430	1:21.418
96	41.408	1:24.498
181	49.825	1:25.025
150	50.109	1:25.945
333	52.393	1:25.502

37	52.400	1:25.662
143	1:03.363	1:28.256
24	1:12.196	1:30.800
18	1:15.270	1:31.235

#### LAP 6 @ 11:50:42.896

NO	BEHIND	LAP TIME
42		1:15.932
64	11.380	1:18.435
41	11.831	1:18.642
74	18.074	1:19.844
77	18.203	1:20.611
69	20.827	1:18.722
40	23.297	1:19.351
30	23.609	1:19.927
15	24.781	1:19.756
131	25.492	1:19.679
80	1 Lap	1:35.704

Weather / Track : Bright / Dry

Results can be found at [www.tsl-timing.com](http://www.tsl-timing.com)

Snetterton 200

Circuit Length = 1.9840 miles

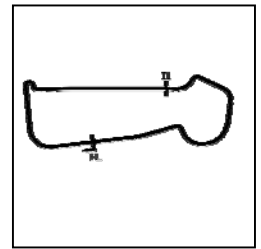
Start: 11:43 Flag 11:49 End: 11:54

Printed - 11:56 Saturday, 25 August 2018

# BMCRC - MRO Championships 2018 - Rnd 8 @ Snetterton 200

## BMCRC Thunderbike Extreme & BMCRC Thunderbike Sport

### RACE 1 - SECTOR ANALYSIS



SECTOR 1 = FL to I1, SECTOR 2 = I1 to FL, DIFF = Difference To Personal Best Lap, P = Crossed Finish Line in Pit Lane, D = Time Disallowed

P1 42 EX Alan WOOD		Suzuki - J.Clubb Aggregates & Concrete				
IDEAL LAP TIME : 1:15.280		BEST LAP TIME : 1:15.724		DIFFERENCE : 0.444		
LAP	SECTOR 1	SECTOR 2	LAP TIME	MPH	DIFF	TIME OF DAY
1 -		40.911	1:22.064	87.03	6.340	11:44:22.887
2 -	35.581	40.524	1:16.105	93.85	0.381	11:45:38.992
3 -	35.268	40.456	<b>1:15.724 (1)</b>	<b>94.32</b>		<b>11:46:54.716</b>
4 -	35.629	40.802	1:16.431	93.45	0.707	11:48:11.147
5 -	<b>35.172</b>	40.645	1:15.817 (2)	94.20	0.093	11:49:26.964
6 -	35.824	<b>40.108</b>	1:15.932 (3)	94.06	0.208	11:50:42.896

P2 64 EX Barry CHAMBERLAIN		Suzuki - Airsys.co.uk				
IDEAL LAP TIME : 1:17.227		BEST LAP TIME : 1:17.523		DIFFERENCE : 0.296		
LAP	SECTOR 1	SECTOR 2	LAP TIME	MPH	DIFF	TIME OF DAY
1 -		<b>41.214</b>	1:23.503	85.53	5.980	11:44:24.326
2 -	36.270	41.286	1:17.556 (2)	92.09	0.033	11:45:41.882
3 -	36.132	41.391	<b>1:17.523 (1)</b>	<b>92.13</b>		<b>11:46:59.405</b>
4 -	<b>36.013</b>	41.952	1:17.965 (3)	91.61	0.442	11:48:17.370
5 -	36.495	41.976	1:18.471	91.02	0.948	11:49:35.841
6 -	36.294	42.141	1:18.435	91.06	0.912	11:50:54.276

P3 41 EX David ABRAHAM		Aprilia - Cambridge Motorcycles				
IDEAL LAP TIME : 1:17.050		BEST LAP TIME : 1:17.050		DIFFERENCE : 0.000		
LAP	SECTOR 1	SECTOR 2	LAP TIME	MPH	DIFF	TIME OF DAY
1 -		41.358	1:23.168	85.88	6.118	11:44:23.991
2 -	<b>36.184</b>	<b>40.866</b>	<b>1:17.050 (1)</b>	<b>92.70</b>		<b>11:45:41.041</b>
3 -	36.321	41.281	1:17.602 (2)	92.04	0.552	11:46:58.643
4 -	36.949	41.896	1:18.845	90.58	1.795	11:48:17.488
5 -	36.655	41.942	1:18.597 (3)	90.87	1.547	11:49:36.085
6 -	36.469	42.173	1:18.642	90.82	1.592	11:50:54.727

P4 74 SP Daniel SINGLETON		Kawasaki - me				
IDEAL LAP TIME : 1:18.145		BEST LAP TIME : 1:18.179		DIFFERENCE : 0.034		
LAP	SECTOR 1	SECTOR 2	LAP TIME	MPH	DIFF	TIME OF DAY
1 -		42.196	1:24.453	84.57	6.274	11:44:25.276
2 -	37.989	42.830	1:20.819	88.37	2.640	11:45:46.095
3 -	36.629	41.779	1:18.408 (2)	91.09	0.229	11:47:04.503
4 -	<b>36.439</b>	41.740	<b>1:18.179 (1)</b>	<b>91.36</b>		<b>11:48:22.682</b>
5 -	36.738	<b>41.706</b>	1:18.444 (3)	91.05	0.265	11:49:41.126
6 -	36.944	42.900	1:19.844	89.45	1.665	11:51:00.970

P5 77 EX David MAY		Suzuki - ELP Racing				
IDEAL LAP TIME : 1:17.670		BEST LAP TIME : 1:17.670		DIFFERENCE : 0.000		
LAP	SECTOR 1	SECTOR 2	LAP TIME	MPH	DIFF	TIME OF DAY
1 -		41.892	1:25.054	83.97	7.384	11:44:25.877
2 -	36.469	41.736	1:18.205 (2)	91.33	0.535	11:45:44.082
3 -	<b>36.160</b>	<b>41.510</b>	<b>1:17.670 (1)</b>	<b>91.96</b>		<b>11:47:01.752</b>
4 -	36.868	42.097	1:18.965 (3)	90.45	1.295	11:48:20.717
5 -	37.128	42.643	1:19.771	89.53	2.101	11:49:40.488
6 -	37.107	43.504	1:20.611	88.60	2.941	11:51:01.099

P6 69 EX Tony RUSSO		Suzuki - Titan Elevators				
IDEAL LAP TIME : 1:18.237		BEST LAP TIME : 1:18.366		DIFFERENCE : 0.129		
LAP	SECTOR 1	SECTOR 2	LAP TIME	MPH	DIFF	TIME OF DAY
1 -		42.839	1:27.897	81.25	9.531	11:44:28.720
2 -	37.120	42.353	1:19.473	89.87	1.107	11:45:48.193
3 -	37.267	42.299	1:19.566	89.76	1.200	11:47:07.759
4 -	36.741	42.135	1:18.876 (3)	90.55	0.510	11:48:26.635
5 -	36.582	<b>41.784</b>	<b>1:18.366 (1)</b>	<b>91.14</b>		<b>11:49:45.001</b>

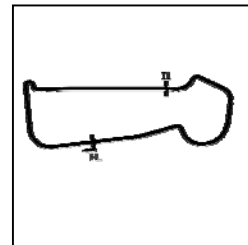
Weather / Track : Bright / Dry

Snetterton 200  
Circuit Length = 1.9840 miles  
Start: 11:43 Flag 11:49 End: 11:54

# BMCRC - MRO Championships 2018 - Rnd 8 @ Snetterton 200

## BMCRC Thunderbike Extreme & BMCRC Thunderbike Sport

### RACE 1 - SECTOR ANALYSIS



SECTOR 1 = FL to I1, SECTOR 2 = I1 to FL, DIFF = Difference To Personal Best Lap, P = Crossed Finish Line in Pit Lane, D = Time Disallowed

6 - **36.453** 42.269 1:18.722 (2) 90.73 0.356 11:51:03.723

P7 40 EX		David SHELVEY		Suzuki - ymark.com		
IDEAL LAP TIME : 1:18.648		BEST LAP TIME : 1:18.648		DIFFERENCE : 0.000		
LAP	SECTOR 1	SECTOR 2	LAP TIME	MPH	DIFF	TIME OF DAY
1 -		43.421	1:26.774	82.31	8.126	11:44:27.597
2 -	38.605	42.730	1:21.335	87.81	2.687	11:45:48.932
3 -	37.170	42.143	1:19.313 (2)	90.05	0.665	11:47:08.245
4 -	37.484	42.465	1:19.949	89.33	1.301	11:48:28.194
5 -	<b>37.131</b>	<b>41.517</b>	<b>1:18.648 (1)</b>	<b>90.81</b>		<b>11:49:46.842</b>
6 -	37.229	42.122	1:19.351 (3)	90.01	0.703	11:51:06.193

P8 30 SP		Alan HARLAND		Yamaha -		
IDEAL LAP TIME : 1:18.985		BEST LAP TIME : 1:19.097		DIFFERENCE : 0.112		
LAP	SECTOR 1	SECTOR 2	LAP TIME	MPH	DIFF	TIME OF DAY
1 -		43.489	1:27.055	82.04	7.958	11:44:27.878
2 -	37.697	42.675	1:20.372	88.86	1.275	11:45:48.250
3 -	37.390	42.434	1:19.824 (3)	89.47	0.727	11:47:08.074
4 -	37.059	<b>42.038</b>	<b>1:19.097 (1)</b>	<b>90.30</b>		<b>11:48:27.171</b>
5 -	<b>36.947</b>	42.460	1:19.407 (2)	89.94	0.310	11:49:46.578
6 -	37.365	42.562	1:19.927	89.36	0.830	11:51:06.505

P9 15 EX		Stacey KILLWORTH		Honda -		
IDEAL LAP TIME : 1:19.366		BEST LAP TIME : 1:19.756		DIFFERENCE : 0.390		
LAP	SECTOR 1	SECTOR 2	LAP TIME	MPH	DIFF	TIME OF DAY
1 -		43.231	1:26.840	82.24	7.084	11:44:27.663
2 -	37.547	42.607	1:20.154	89.11	0.398	11:45:47.817
3 -	<b>37.075</b>	42.908	1:19.983 (3)	89.30	0.227	11:47:07.800
4 -	37.677	<b>42.291</b>	1:19.968 (2)	89.31	0.212	11:48:27.768
5 -	37.750	42.403	1:20.153	89.11	0.397	11:49:47.921
6 -	37.345	42.411	<b>1:19.756 (1)</b>	<b>89.55</b>		<b>11:51:07.677</b>

P10 131 EX		Doug EDMONDSON		Yamaha - Anyone want to lend me a bike for the Classic TT 201		
IDEAL LAP TIME : 1:18.811		BEST LAP TIME : 1:19.246		DIFFERENCE : 0.435		
LAP	SECTOR 1	SECTOR 2	LAP TIME	MPH	DIFF	TIME OF DAY
1 -		43.685	1:29.720	79.60	10.474	11:44:30.543
2 -	36.829	43.004	1:19.833	89.46	0.587	11:45:50.376
3 -	<b>36.671</b>	42.978	1:19.649 (3)	89.67	0.403	11:47:10.025
4 -	37.106	<b>42.140</b>	<b>1:19.246 (1)</b>	<b>90.13</b>		<b>11:48:29.271</b>
5 -	36.751	42.687	1:19.438 (2)	89.91	0.192	11:49:48.709
6 -	37.303	42.376	1:19.679	89.64	0.433	11:51:08.388

P11 9 EX		Ross DUNNING		Suzuki - Surrey Glazing		
IDEAL LAP TIME : 1:19.406		BEST LAP TIME : 1:19.525		DIFFERENCE : 0.119		
LAP	SECTOR 1	SECTOR 2	LAP TIME	MPH	DIFF	TIME OF DAY
1 -		44.165	1:31.463	78.09	11.938	11:44:32.286
2 -	37.760	<b>42.748</b>	1:20.508 (3)	88.71	0.983	11:45:52.794
3 -	37.139	43.220	1:20.359 (2)	88.88	0.834	11:47:13.153
4 -	<b>36.658</b>	42.867	<b>1:19.525 (1)</b>	<b>89.81</b>		<b>11:48:32.678</b>
5 -	37.603	43.406	1:21.009	88.16	1.484	11:49:53.687

P12 48 SP		Shaun WALLIS		Yamaha - Watling Tyres		
IDEAL LAP TIME : 1:21.177		BEST LAP TIME : 1:21.227		DIFFERENCE : 0.050		
LAP	SECTOR 1	SECTOR 2	LAP TIME	MPH	DIFF	TIME OF DAY
1 -		43.933	1:29.470	79.83	8.243	11:44:30.293
2 -	38.103	43.681	1:21.784	87.33	0.557	11:45:52.077
3 -	<b>37.649</b>	43.578	<b>1:21.227 (1)</b>	<b>87.93</b>		<b>11:47:13.304</b>
4 -	37.948	43.660	1:21.608 (3)	87.52	0.381	11:48:34.912

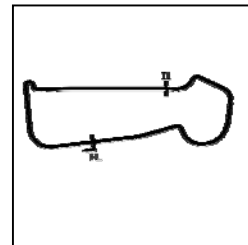
Weather / Track : Bright / Dry

Snetterton 200  
Circuit Length = 1.9840 miles  
Start: 11:43 Flag 11:49 End: 11:54

# BMCRC - MRO Championships 2018 - Rnd 8 @ Snetterton 200

## BMCRC Thunderbike Extreme & BMCRC Thunderbike Sport

### RACE 1 - SECTOR ANALYSIS



SECTOR 1 = FL to I1, SECTOR 2 = I1 to FL, DIFF = Difference To Personal Best Lap, P = Crossed Finish Line in Pit Lane, D = Time Disallowed

5 - 38.011 **43.528** 1:21.539 (2) 87.59 0.312 11:49:56.451

<b>P13</b>	<b>84 SP</b>	<b>Ricardo BRANCO</b>	Suzuki - IMP Racing			
IDEAL LAP TIME : 1:20.469		BEST LAP TIME : 1:20.469		DIFFERENCE : 0.000		

LAP	SECTOR 1	SECTOR 2	LAP TIME	MPH	DIFF	TIME OF DAY
1 -		44.445	1:34.554	75.53	14.085	11:44:35.377
2 -	38.272	43.785	1:22.057	87.04	1.588	11:45:57.434
3 -	37.628	43.445	1:21.073 (2)	88.10	0.604	11:47:18.507
4 -	<b>37.365</b>	<b>43.104</b>	<b>1:20.469 (1)</b>	<b>88.76</b>		<b>11:48:38.976</b>
5 -	38.048	43.370	1:21.418 (3)	87.72	0.949	11:50:00.394

<b>P14</b>	<b>96 SP</b>	<b>Dan HARRIS</b>	Suzuki - HP Racing			
IDEAL LAP TIME : 1:23.648		BEST LAP TIME : 1:23.663		DIFFERENCE : 0.015		

LAP	SECTOR 1	SECTOR 2	LAP TIME	MPH	DIFF	TIME OF DAY
1 -		44.266	1:30.802	78.66	7.139	11:44:31.625
2 -	39.530	<b>44.133</b>	<b>1:23.663 (1)</b>	<b>85.37</b>		<b>11:45:55.288</b>
3 -	<b>39.515</b>	44.953	1:24.468 (3)	84.55	0.805	11:47:19.756
4 -	39.692	44.426	1:24.118 (2)	84.91	0.455	11:48:43.874
5 -	39.996	44.502	1:24.498	84.52	0.835	11:50:08.372

<b>P15</b>	<b>181 SPR</b>	<b>Robert FRANKLIN</b>	Suzuki - RCF GARDENS			
IDEAL LAP TIME : 1:24.391		BEST LAP TIME : 1:25.025		DIFFERENCE : 0.634		

LAP	SECTOR 1	SECTOR 2	LAP TIME	MPH	DIFF	TIME OF DAY
1 -		45.882	1:33.444	76.43	8.419	11:44:34.267
2 -	<b>39.497</b>	45.984	1:25.481 (3)	83.55	0.456	11:45:59.748
3 -	39.857	45.587	1:25.444 (2)	83.59	0.419	11:47:25.192
4 -	40.704	45.868	1:26.572	82.50	1.547	11:48:51.764
5 -	40.131	<b>44.894</b>	<b>1:25.025 (1)</b>	<b>84.00</b>		<b>11:50:16.789</b>

<b>P16</b>	<b>150 SP</b>	<b>Anthony HEVER</b>	Kawasaki -			
IDEAL LAP TIME : 1:25.291		BEST LAP TIME : 1:25.814		DIFFERENCE : 0.523		

LAP	SECTOR 1	SECTOR 2	LAP TIME	MPH	DIFF	TIME OF DAY
1 -		<b>45.310</b>	1:32.059	77.58	6.245	11:44:32.882
2 -	<b>39.981</b>	46.187	1:26.168 (3)	82.89	0.354	11:45:59.050
3 -	40.276	45.988	1:26.264	82.79	0.450	11:47:25.314
4 -	40.203	45.611	<b>1:25.814 (1)</b>	<b>83.23</b>		<b>11:48:51.128</b>
5 -	40.596	45.349	1:25.945 (2)	83.10	0.131	11:50:17.073

<b>P17</b>	<b>333 SPR</b>	<b>Robert PRICE</b>	Suzuki -			
IDEAL LAP TIME : 1:25.153		BEST LAP TIME : 1:25.499		DIFFERENCE : 0.346		

LAP	SECTOR 1	SECTOR 2	LAP TIME	MPH	DIFF	TIME OF DAY
1 -		48.043	1:35.637	74.68	10.138	11:44:36.460
2 -	39.488	<b>46.011</b>	<b>1:25.499 (1)</b>	<b>83.53</b>		<b>11:46:01.959</b>
3 -	39.221	46.859	1:26.080	82.97	0.581	11:47:28.039
4 -	39.454	46.362	1:25.816 (3)	83.23	0.317	11:48:53.855
5 -	<b>39.142</b>	46.360	1:25.502 (2)	83.53	0.003	11:50:19.357

<b>P18</b>	<b>37 SPR</b>	<b>Ricky WOODS</b>	Suzuki - RW Racing			
IDEAL LAP TIME : 1:25.359		BEST LAP TIME : 1:25.359		DIFFERENCE : 0.000		

LAP	SECTOR 1	SECTOR 2	LAP TIME	MPH	DIFF	TIME OF DAY
1 -		45.939	1:34.211	75.81	8.852	11:44:35.034
2 -	40.151	47.106	1:27.257	81.85	1.898	11:46:02.291
3 -	39.744	46.308	1:26.052 (3)	83.00	0.693	11:47:28.343
4 -	<b>39.742</b>	<b>45.617</b>	<b>1:25.359 (1)</b>	<b>83.67</b>		<b>11:48:53.702</b>
5 -	40.007	45.655	1:25.662 (2)	83.38	0.303	11:50:19.364

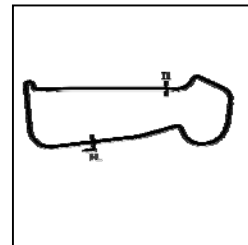
Weather / Track : Bright / Dry

Snetterton 200  
Circuit Length = 1.9840 miles  
Start: 11:43 Flag 11:49 End: 11:54

# BMCRC - MRO Championships 2018 - Rnd 8 @ Snetterton 200

## BMCRC Thunderbike Extreme & BMCRC Thunderbike Sport

### RACE 1 - SECTOR ANALYSIS



SECTOR 1 = FL to I1, SECTOR 2 = I1 to FL, DIFF = Difference To Personal Best Lap, P = Crossed Finish Line in Pit Lane, D = Time Disallowed

P19 143 SP		Dan BARFORD		Suzuki -		
IDEAL LAP TIME : 1:27.159		BEST LAP TIME : 1:27.602		DIFFERENCE : 0.443		
LAP	SECTOR 1	SECTOR 2	LAP TIME	MPH	DIFF	TIME OF DAY
1 -		48.173	1:36.110	74.31	8.508	11:44:36.933
2 -	42.818	46.975	1:29.793	79.54	2.191	11:46:06.726
3 -	41.063	<b>46.539</b>	<b>1:27.602 (1)</b>	<b>81.53</b>		<b>11:47:34.328</b>
4 -	<b>40.620</b>	47.123	1:27.743 (2)	81.40	0.141	11:49:02.071
5 -	41.394	46.862	1:28.256 (3)	80.92	0.654	11:50:30.327

P20 24 EXR		Mark REYNOLDS		Yamaha -		
IDEAL LAP TIME : 1:29.349		BEST LAP TIME : 1:29.377		DIFFERENCE : 0.028		
LAP	SECTOR 1	SECTOR 2	LAP TIME	MPH	DIFF	TIME OF DAY
1 -		48.758	1:37.459	73.28	8.082	11:44:38.282
2 -	42.310	48.211	1:30.521 (3)	78.90	1.144	11:46:08.803
3 -	41.698	<b>47.679</b>	<b>1:29.377 (1)</b>	<b>79.91</b>		<b>11:47:38.180</b>
4 -	<b>41.670</b>	48.510	1:30.180 (2)	79.20	0.803	11:49:08.360
5 -	42.324	48.476	1:30.800	78.66	1.423	11:50:39.160

P21 18 SPR		Indy OFFER		Kawasaki - Ace osteopaths		
IDEAL LAP TIME : 1:29.885		BEST LAP TIME : 1:30.013		DIFFERENCE : 0.128		
LAP	SECTOR 1	SECTOR 2	LAP TIME	MPH	DIFF	TIME OF DAY
1 -		47.949	1:38.661	72.39	8.648	11:44:39.484
2 -	44.075	47.140	1:31.215 (3)	78.30	1.202	11:46:10.699
3 -	43.533	46.754	1:30.287 (2)	79.10	0.274	11:47:40.986
4 -	<b>43.139</b>	46.874	<b>1:30.013 (1)</b>	<b>79.35</b>		<b>11:49:10.999</b>
5 -	44.489	<b>46.746</b>	1:31.235	78.28	1.222	11:50:42.234

P22 80 SP		Graham TOWLER		Suzuki - DW Racing		
IDEAL LAP TIME : 1:34.851		BEST LAP TIME : 1:35.026		DIFFERENCE : 0.175		
LAP	SECTOR 1	SECTOR 2	LAP TIME	MPH	DIFF	TIME OF DAY
1 -		51.557	1:44.451	68.38	9.425	11:44:45.274
2 -	<b>43.910</b>	51.116	<b>1:35.026 (1)</b>	<b>75.16</b>		<b>11:46:20.300</b>
3 -	46.308	51.581	1:37.889	72.96	2.863	11:47:58.189
4 -	44.217	51.126	1:35.343 (2)	74.91	0.317	11:49:33.532
5 -	44.763	<b>50.941</b>	1:35.704 (3)	74.63	0.678	11:51:09.236

P23 196 SPR		Emma PETERSON		Yamaha - Rst Concept store-Helmet City Chichester.Fisherbrow		
IDEAL LAP TIME : 1:40.209		BEST LAP TIME : 1:40.839		DIFFERENCE : 0.630		
LAP	SECTOR 1	SECTOR 2	LAP TIME	MPH	DIFF	TIME OF DAY
1 -		55.436	1:52.236	63.63	11.397	11:44:53.059
2 -	47.207	<b>54.767</b>	1:41.974 (2)	70.04	1.135	11:46:35.033
3 -	<b>45.442</b>	55.397	<b>1:40.839 (1)</b>	<b>70.83</b>		<b>11:48:15.872</b>
4 -	46.688	55.397	1:42.085 (3)	69.96	1.246	11:49:57.957

P24 2 SP		Martin PEARSON		Suzuki -		
IDEAL LAP TIME : 1:34.491		BEST LAP TIME : 1:34.508		DIFFERENCE : 0.017		
LAP	SECTOR 1	SECTOR 2	LAP TIME	MPH	DIFF	TIME OF DAY
1 -		50.816	1:41.827	70.14	7.319	11:44:42.650
2 -	44.145	<b>50.539</b>	1:34.684 (2)	75.43	0.176	11:46:17.334
3 -	43.963	50.545	<b>1:34.508 (1)</b>	<b>75.57</b>		<b>11:47:51.842</b>
4 -	44.013	50.842	1:34.855 (3)	75.29	0.347	11:49:26.697

Weather / Track : Bright / Dry

Snetterton 200  
Circuit Length = 1.9840 miles  
Start: 11:43 Flag 11:49 End: 11:54

# BMCRC - MRO Championships 2018 - Rnd 8 @ Snetterton 200

## BMCRC Thunderbike Extreme & BMCRC Thunderbike Sport

### RACE 1 - BEST SECTORS

SECTOR 1			SECTOR 2			IDEAL / BEST COMPARISON						
POS	NO	NAME	TIME	NO	NAME	TIME	POS	NO	NAME	IDEAL	BEST	DIFF
									<b>PERFECT LAP</b>	<b>1:15.280</b>		
1	42	WOOD	<b>35.172</b>	42	WOOD	<b>40.108</b>	1	42	WOOD	1:15.280	1:15.724	0.444
2	64	CHAMBERLAIN	<b>36.013</b>	41	ABRAHAM	<b>40.866</b>	2	41	ABRAHAM	1:17.050	1:17.050	0.000
3	77	MAY	<b>36.160</b>	64	CHAMBERLAIN	<b>41.214</b>	3	64	CHAMBERLAIN	1:17.227	1:17.523	0.296
4	41	ABRAHAM	<b>36.184</b>	77	MAY	<b>41.510</b>	4	77	MAY	1:17.670	1:17.670	0.000
5	74	SINGLETON	<b>36.439</b>	40	SHELVEY	<b>41.517</b>	5	74	SINGLETON	1:18.145	1:18.179	0.034
6	69	RUSSO	<b>36.453</b>	74	SINGLETON	<b>41.706</b>	6	69	RUSSO	1:18.237	1:18.366	0.129
7	9	DUNNING	<b>36.658</b>	69	RUSSO	<b>41.784</b>	7	40	SHELVEY	1:18.648	1:18.648	0.000
8	131	EDMONDSON	<b>36.671</b>	30	HARLAND	<b>42.038</b>	8	131	EDMONDSON	1:18.811	1:19.246	0.435
9	30	HARLAND	<b>36.947</b>	131	EDMONDSON	<b>42.140</b>	9	30	HARLAND	1:18.985	1:19.097	0.112
10	15	KILLWORTH	<b>37.075</b>	15	KILLWORTH	<b>42.291</b>	10	15	KILLWORTH	1:19.366	1:19.756	0.390
11	40	SHELVEY	<b>37.131</b>	9	DUNNING	<b>42.748</b>	11	9	DUNNING	1:19.406	1:19.525	0.119
12	84	BRANCO	<b>37.365</b>	84	BRANCO	<b>43.104</b>	12	84	BRANCO	1:20.469	1:20.469	0.000
13	48	WALLIS	<b>37.649</b>	48	WALLIS	<b>43.528</b>	13	48	WALLIS	1:21.177	1:21.227	0.050
14	333	PRICE	<b>39.142</b>	96	HARRIS	<b>44.133</b>	14	96	HARRIS	1:23.648	1:23.663	0.015
15	181	FRANKLIN	<b>39.497</b>	181	FRANKLIN	<b>44.894</b>	15	181	FRANKLIN	1:24.391	1:25.025	0.634
16	96	HARRIS	<b>39.515</b>	150	HEVER	<b>45.310</b>	16	333	PRICE	1:25.153	1:25.499	0.346
17	37	WOODS	<b>39.742</b>	37	WOODS	<b>45.617</b>	17	150	HEVER	1:25.291	1:25.814	0.523
18	150	HEVER	<b>39.981</b>	333	PRICE	<b>46.011</b>	18	37	WOODS	1:25.359	1:25.359	0.000
19	143	BARFORD	<b>40.620</b>	143	BARFORD	<b>46.539</b>	19	143	BARFORD	1:27.159	1:27.602	0.443
20	24	REYNOLDS	<b>41.670</b>	18	OFFER	<b>46.746</b>	20	24	REYNOLDS	1:29.349	1:29.377	0.028
21	18	OFFER	<b>43.139</b>	24	REYNOLDS	<b>47.679</b>	21	18	OFFER	1:29.885	1:30.013	0.128
22	80	TOWLER	<b>43.910</b>	2	PEARSON	<b>50.539</b>	22	2	PEARSON	1:34.491	1:34.508	0.017
23	2	PEARSON	<b>43.952</b>	80	TOWLER	<b>50.941</b>	23	80	TOWLER	1:34.851	1:35.026	0.175
24	196	PETERSON	<b>45.442</b>	196	PETERSON	<b>54.767</b>	24	196	PETERSON	1:40.209	1:40.839	0.630
25												

Weather / Track : Bright / Dry

Results can be found at [www.tsl-timing.com](http://www.tsl-timing.com)

Snetterton 200

Circuit Length = 1.9840 miles

Start: 11:43 Flag 11:49 End: 11:54

Printed - 11:56 Saturday, 25 August 2018

# BMCRC - MRO Championships 2018 - Rnd 8 @ Snetterton 200

## BMCRC Thunderbike Extreme & BMCRC Thunderbike Sport

### RACE 10 - GRID (8 Laps)

ROW 9	1		1		25	43	Richard WILLISHER					
ROW 8	24	1:40.839	196	Emma PETERSON	23	1:35.026	80	Graham TOWLER	22	1:34.508	2	Martin PEARSON
ROW 7	21	1:30.013	18	Indy OFFER	20	1:29.377	24	Mark REYNOLDS	19	1:27.602	143	Dan BARFORD
ROW 6	18	1:25.814	150	Anthony HEVER	17	1:25.499	333	Robert PRICE	16	1:25.359	37	Ricky WOODS
ROW 5	15	1:25.025	181	Robert FRANKLIN	14	1:23.663	96	Dan HARRIS	13	1:21.227	48	Shaun WALLIS
ROW 4	12	1:20.469	84	Ricardo BRANCO	11	1:19.756	15	Stacey KILLWORTH	10	1:19.525	9	Ross DUNNING
ROW 3	9	1:19.246	131	Doug EDMONDSON	8	1:19.097	30	Alan HARLAND	7	1:18.648	40	David SHELVEY
ROW 2	6	1:18.366	69	Tony RUSSO	5	1:18.179	74	Daniel SINGLETON	4	1:17.670	77	David MAY
ROW 1	3	1:17.523	64	Barry CHAMBERLAIN	2	1:17.050	41	David ABRAHAM	1	1:15.724	42	Alan WOOD
												<b>Pole</b>

Snetterton 200  
Circuit Length = 1.9840 miles

These results are provisional until the conclusion of any judicial and technical matters.

Clerk Of Course :		Timekeeper :
-------------------	--	--------------

Results can be found at [www.tsl-timing.com](http://www.tsl-timing.com)

Printed - 12:00 Saturday, 25 August 2018



# BMCRC - MRO Championships 2018 - Rnd 8 @ Snetterton 200

## BMCRC Thunderbike Extreme & BMCRC Thunderbike Sport

### RACE 10 - CLASSIFICATION

POS	NO	CL	PIC NAME	ENTRY	LAPS	TIME	GAP	DIFF	MPH	BEST	ON
1	42	EX	1 Alan WOOD	Suzuki - J.Clubb Aggregates & Concrete	8	10:19.623			92.21	1:15.975	2
2	64	EX	2 Barry CHAMBERLAIN	Suzuki - Airsys.co.uk	8	10:22.587	2.964	2.964	91.77	1:16.650	8
3	41	EX	3 David ABRAHAM	Aprilia - Cambridge Motorcycles	8	10:23.004	3.381	0.417	91.71	1:16.415	8
4	77	EX	4 David MAY	Suzuki - ELP Racing	8	10:33.109	13.486	10.105	90.25	1:17.361	2
5	40	EX	5 David SHELVEY	Suzuki - ymark.com	8	10:34.418	14.795	1.309	90.06	1:18.017	4
6	69	EX	6 Tony RUSSO	Suzuki - Titan Elevators	8	10:34.545	14.922	0.127	90.04	1:17.451	8
7	43	EX	7 Richard WILLISHER	Yamaha - Willsher Plant	8	10:38.653	19.030	4.108	89.46	1:17.761	8
8	9	EX	8 Ross DUNNING	Suzuki - Surrey Glazing	8	10:39.088	19.465	0.435	89.40	1:17.790	7
9	15	EX	9 Stacey KILLWORTH	Honda -	8	10:41.456	21.833	2.368	89.07	1:19.119	7
10	131	EX	10 Doug EDMONDSON	Yamaha - Anyone want to lend me a bike for the Clz	8	10:42.101	22.478	0.645	88.98	1:18.368	3
11	30	SP	1 Alan HARLAND	Yamaha -	8	10:43.318	23.695	1.217	88.82	1:18.432	7
12	84	SP	2 Ricardo BRANCO	Suzuki - IMP Racing	8	10:54.060	34.437	10.742	87.36	1:20.607	7
13	74	SP	3 Daniel SINGLETON	Kawasaki - me	8	10:57.942	38.319	3.882	86.84	1:19.989	8
14	48	SP	4 Shaun WALLIS	Yamaha - Watling Tyres	8	11:00.780	41.157	2.838	86.47	1:21.063	3
15	333	SPR	1 Robert PRICE	Suzuki -	8	11:28.641	1:09.018	27.861	82.97	1:23.167	8
16	150	SP	5 Anthony HEVER	Kawasaki -	8	11:30.735	1:11.112	2.094	82.72	1:24.337	4
17	181	SPR	2 Robert FRANKLIN	Suzuki - RCF GARDENS	8	11:42.915	1:23.292	12.180	81.29	1:25.583	6
18	143	SP	6 Dan BARFORD	Suzuki -	8	11:49.221	1:29.598	6.306	80.56	1:26.883	7
19	24	EXR	1 Mark REYNOLDS	Yamaha -	7	10:41.929	1 Lap	1 Lap	77.88	1:29.817	6
20	80	SP	7 Graham TOWLER	Suzuki - DW Racing	7	11:16.314	1 Lap	34.385	73.92	1:34.603	7
21	196	SPR	3 Emma PETERSON	Yamaha - Rst Concept store-Helmet City Chicheste	7	11:52.069	1 Lap	35.755	70.21	1:38.685	2

#### NOT CLASSIFIED

DNF	18	SPR	Indy OFFER	Kawasaki - Ace osteopaths	4	6:16.476	4 Laps	3 Laps	75.88	1:30.822	4
DNF	96	SP	Dan HARRIS	Suzuki - HP Racing	0						
DNF	37	SPR	Ricky WOODS	Suzuki - RW Racing	0						

#### FASTEST LAP

42	EX	Alan WOOD	Suzuki - J.Clubb Aggregates & Concrete	2	1:15.975	94.01 mph	151.29 kph
30	SP	Alan HARLAND	Yamaha -	7	1:18.432	91.06 mph	146.55 kph
333	SPR	Robert PRICE	Suzuki -	8	1:23.167	85.88 mph	138.21 kph
24	EXR	Mark REYNOLDS	Yamaha -	6	1:29.817	79.52 mph	127.98 kph

Class EX - 92.5% of Race Speed = 85.29 mph  
 Class SP - 92.5% of Race Speed = 82.15 mph  
 Class SPR - 92.5% of Race Speed = 76.74 mph  
 Class EXR - 92.5% of Race Speed = 72.03 mph

Snetterton 200  
 Circuit Length = 1.9840 miles  
 Start: 15:07 Flag 15:17 End: 15:19

Weather / Track : Bright / Dry

These results are provisional until the conclusion of any judicial and technical matters.

Clerk Of Course :	Timekeeper :
-------------------	--------------

Results can be found at [www.tsl-timing.com](http://www.tsl-timing.com)

Printed - 15:19 Saturday, 25 August 2018



# BMCRC - MRO Championships 2018 - Rnd 8 @ Snetterton 200

## BMCRC Thunderbike Extreme & BMCRC Thunderbike Sport

### RACE 10 - LAP CHART

#### LAP 1 @ 15:08:24.449

NO	BEHIND	LAP TIME
64		1:22.763
41	0.308	1:23.071
42	0.375	1:23.138
77	1.185	1:23.948
40	1.803	1:24.566
15	2.691	1:25.454
30	3.679	1:26.442
84	4.018	1:26.781
74	4.821	1:27.584
69	4.956	1:27.719
131	4.962	1:27.725
9	5.042	1:27.805
43	5.377	1:28.140
48	6.319	1:29.082
150	11.964	1:34.727
333	12.073	1:34.836
143	12.191	1:34.954
181	12.966	1:35.729
24	14.085	1:36.848
18	20.515	1:43.278
80	21.060	1:43.823
196	26.234	1:48.997

#### LAP 2 @ 15:09:40.799

NO	BEHIND	LAP TIME
42		1:15.975
64	1.271	1:17.621
41	1.446	1:17.488
77	2.196	1:17.361
40	3.922	1:18.469
30	6.378	1:19.049
15	6.848	1:20.507
69	7.094	1:18.488
9	7.667	1:18.975
43	8.275	1:19.248
131	9.237	1:20.625
84	9.250	1:21.582
74	10.757	1:22.286
48	11.207	1:21.238
333	20.113	1:24.390
150	21.311	1:25.697
143	23.844	1:28.003
181	24.065	1:27.449
24	29.084	1:31.349
18	35.012	1:30.847
80	40.664	1:35.954
196	48.569	1:38.685

#### LAP 3 @ 15:10:57.128

NO	BEHIND	LAP TIME
42		1:16.329
64	2.023	1:17.081
41	2.546	1:17.429
77	3.251	1:17.384
40	6.086	1:18.493
69	9.151	1:18.386
15	9.855	1:19.336
9	10.189	1:18.851
30	10.237	1:20.188
43	10.307	1:18.361
131	11.276	1:18.368

Weather / Track : Bright / Dry

Results can be found at [www.tsl-timing.com](http://www.tsl-timing.com)

84	13.539	1:20.618
48	15.941	1:21.063
74	16.466	1:22.038
333	29.086	1:25.302
150	30.141	1:25.159
181	34.772	1:27.036
143	34.970	1:27.455
24	43.808	1:31.053
18	50.212	1:31.529
80	59.350	1:35.015
196	1:11.234	1:38.994

#### LAP 4 @ 15:12:14.214

NO	BEHIND	LAP TIME
42		1:17.086
64	2.343	1:17.406
41	2.565	1:17.105
77	3.599	1:17.434
40	7.017	1:18.017
69	9.967	1:17.902
15	12.231	1:19.462
43	12.525	1:19.304
30	13.236	1:20.085
9	13.579	1:20.476
131	13.984	1:19.794
84	17.182	1:20.729
48	20.374	1:21.519
74	21.026	1:21.646
333	36.344	1:24.344
150	37.392	1:24.337
181	44.986	1:27.300
143	45.416	1:27.532
24	57.365	1:30.643
18	1:03.948	1:30.822

#### LAP 5 @ 15:13:31.563

NO	BEHIND	LAP TIME
42		1:17.349
80	1 Lap	1:35.724
64	1.848	1:16.854
41	2.201	1:16.985
77	5.131	1:18.881
40	8.956	1:19.288
69	10.971	1:18.353
15	14.034	1:19.152
43	14.635	1:19.459
30	15.282	1:19.395
131	15.351	1:18.716
9	15.364	1:19.134
196	1 Lap	1:38.924
84	20.636	1:20.803
48	24.129	1:21.104
74	26.592	1:22.915
333	43.237	1:24.242
150	44.653	1:24.610
181	53.313	1:25.676
143	55.218	1:27.151
24	1:10.587	1:30.571

#### LAP 6 @ 15:14:48.051

NO	BEHIND	LAP TIME
42		1:16.488
64	2.489	1:17.129

41	3.430	1:17.717
77	8.521	1:19.878
40	11.468	1:19.000
69	13.047	1:18.564
43	15.938	1:17.791
15	16.769	1:19.223
9	17.061	1:18.185
30	17.952	1:19.158
131	18.021	1:19.158
80	1 Lap	1:35.814
84	25.636	1:21.488
48	30.486	1:22.845
74	31.254	1:21.150
196	1 Lap	1:42.540
333	52.770	1:26.021
150	52.987	1:24.822
181	1:02.408	1:25.583
143	1:06.183	1:27.453

#### LAP 7 @ 15:16:04.792

NO	BEHIND	LAP TIME
42		1:16.741
64	2.831	1:17.083
41	3.483	1:16.794
24	1 Lap	1:29.817
77	11.040	1:19.260
40	13.211	1:18.484
69	13.988	1:17.682
43	17.786	1:18.589
9	18.110	1:17.790
15	19.147	1:19.119
30	19.643	1:18.432
131	19.702	1:18.422
84	29.502	1:20.607
74	34.847	1:20.334
48	36.308	1:22.563
80	1 Lap	1:35.381
333	1:02.368	1:26.339
150	1:02.413	1:26.167
196	1 Lap	1:44.184
181	1:12.226	1:26.559
143	1:16.325	1:26.883

#### LAP 8 @ 15:17:21.309

NO	BEHIND	LAP TIME
42		1:16.517
64	2.964	1:16.650
41	3.381	1:16.415
77	13.486	1:18.963
40	14.795	1:18.101
69	14.922	1:17.451
43	19.030	1:17.761
9	19.465	1:17.872
15	21.833	1:19.203
24	1 Lap	1:31.648
131	22.478	1:19.293
30	23.695	1:20.569
84	34.437	1:21.452
74	38.319	1:19.989
48	41.157	1:21.366
80	1 Lap	1:34.603
333	1:09.018	1:23.167
150	1:11.112	1:25.216
181	1:23.292	1:27.583

143	1:29.598	1:29.790
196	1 Lap	1:39.745

Snetterton 200

Circuit Length = 1.9840 miles

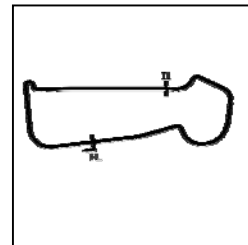
Start: 15:07 Flag 15:17 End: 15:19

Printed - 15:25 Saturday, 25 August 2018

# BMCRC - MRO Championships 2018 - Rnd 8 @ Snetterton 200

## BMCRC Thunderbike Extreme & BMCRC Thunderbike Sport

### RACE 10 - SECTOR ANALYSIS



SECTOR 1 = FL to I1, SECTOR 2 = I1 to FL, DIFF = Difference To Personal Best Lap, P = Crossed Finish Line in Pit Lane, D = Time Disallowed

P1 42 EX Alan WOOD		Suzuki - J.Clubb Aggregates & Concrete				
IDEAL LAP TIME : 1:15.975		BEST LAP TIME : 1:15.975		DIFFERENCE : 0.000		
LAP	SECTOR 1	SECTOR 2	LAP TIME	MPH	DIFF	TIME OF DAY
1 -		41.216	1:23.138	85.91	7.163	15:08:24.824
2 -	<b>35.785</b>	<b>40.190</b>	<b>1:15.975 (1)</b>	<b>94.01</b>		<b>15:09:40.799</b>
3 -	35.868	40.461	1:16.329 (2)	93.57	0.354	15:10:57.128
4 -	36.469	40.617	1:17.086	92.65	1.111	15:12:14.214
5 -	36.707	40.642	1:17.349	92.34	1.374	15:13:31.563
6 -	35.917	40.571	1:16.488 (3)	93.38	0.513	15:14:48.051
7 -	35.968	40.773	1:16.741	93.07	0.766	15:16:04.792
8 -	35.821	40.696	1:16.517	93.34	0.542	15:17:21.309

P2 64 EX Barry CHAMBERLAIN		Suzuki - Airsys.co.uk				
IDEAL LAP TIME : 1:16.406		BEST LAP TIME : 1:16.650		DIFFERENCE : 0.244		
LAP	SECTOR 1	SECTOR 2	LAP TIME	MPH	DIFF	TIME OF DAY
1 -		41.727	1:22.763	86.30	6.113	15:08:24.449
2 -	36.243	41.378	1:17.621	92.01	0.971	15:09:42.070
3 -	36.140	<b>40.941</b>	1:17.081 (3)	92.66	0.431	15:10:59.151
4 -	36.114	41.292	1:17.406	92.27	0.756	15:12:16.557
5 -	35.712	41.142	1:16.854 (2)	92.93	0.204	15:13:33.411
6 -	35.807	41.322	1:17.129	92.60	0.479	15:14:50.540
7 -	<b>35.465</b>	41.618	1:17.083	92.66	0.433	15:16:07.623
8 -	35.665	40.985	<b>1:16.650 (1)</b>	<b>93.18</b>		<b>15:17:24.273</b>

P3 41 EX David ABRAHAM		Aprilia - Cambridge Motorcycles				
IDEAL LAP TIME : 1:16.327		BEST LAP TIME : 1:16.415		DIFFERENCE : 0.088		
LAP	SECTOR 1	SECTOR 2	LAP TIME	MPH	DIFF	TIME OF DAY
1 -		41.573	1:23.071	85.98	6.656	15:08:24.757
2 -	36.367	41.121	1:17.488	92.17	1.073	15:09:42.245
3 -	36.232	41.197	1:17.429	92.24	1.014	15:10:59.674
4 -	36.022	41.083	1:17.105	92.63	0.690	15:12:16.779
5 -	<b>35.951</b>	41.034	1:16.985 (3)	92.77	0.570	15:13:33.764
6 -	36.844	40.873	1:17.717	91.90	1.302	15:14:51.481
7 -	36.038	40.756	1:16.794 (2)	93.00	0.379	15:16:08.275
8 -	36.039	<b>40.376</b>	<b>1:16.415 (1)</b>	<b>93.47</b>		<b>15:17:24.690</b>

P4 77 EX David MAY		Suzuki - ELP Racing				
IDEAL LAP TIME : 1:17.311		BEST LAP TIME : 1:17.361		DIFFERENCE : 0.050		
LAP	SECTOR 1	SECTOR 2	LAP TIME	MPH	DIFF	TIME OF DAY
1 -		42.096	1:23.948	85.08	6.587	15:08:25.634
2 -	36.200	<b>41.161</b>	<b>1:17.361 (1)</b>	<b>92.32</b>		<b>15:09:42.995</b>
3 -	36.182	41.202	1:17.384 (2)	92.29	0.023	15:11:00.379
4 -	<b>36.150</b>	41.284	1:17.434 (3)	92.24	0.073	15:12:17.813
5 -	36.895	41.986	1:18.881	90.54	1.520	15:13:36.694
6 -	37.359	42.519	1:19.878	89.41	2.517	15:14:56.572
7 -	37.082	42.178	1:19.260	90.11	1.899	15:16:15.832
8 -	36.793	42.170	1:18.963	90.45	1.602	15:17:34.795

P5 40 EX David SHELVEY		Suzuki - ymark.com				
IDEAL LAP TIME : 1:17.763		BEST LAP TIME : 1:18.017		DIFFERENCE : 0.254		
LAP	SECTOR 1	SECTOR 2	LAP TIME	MPH	DIFF	TIME OF DAY
1 -		41.729	1:24.566	84.46	6.549	15:08:26.252
2 -	36.946	41.523	1:18.469 (3)	91.02	0.452	15:09:44.721
3 -	36.982	41.511	1:18.493	90.99	0.476	15:11:03.214
4 -	<b>36.565</b>	41.452	<b>1:18.017 (1)</b>	<b>91.55</b>		<b>15:12:21.231</b>
5 -	37.185	42.103	1:19.288	90.08	1.271	15:13:40.519
6 -	36.691	42.309	1:19.000	90.41	0.983	15:14:59.519
7 -	36.877	41.607	1:18.484	91.00	0.467	15:16:18.003
8 -	36.903	<b>41.198</b>	1:18.101 (2)	91.45	0.084	15:17:36.104

Weather / Track : Bright / Dry

Snetterton 200

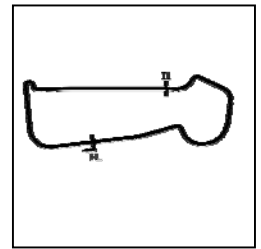
Circuit Length = 1.9840 miles

Start: 15:07 Flag 15:17 End: 15:19

# BMCRC - MRO Championships 2018 - Rnd 8 @ Snetterton 200

## BMCRC Thunderbike Extreme & BMCRC Thunderbike Sport

### RACE 10 - SECTOR ANALYSIS



SECTOR 1 = FL to I1, SECTOR 2 = I1 to FL, DIFF = Difference To Personal Best Lap, P = Crossed Finish Line in Pit Lane, D = Time Disallowed

P6 69 EX		Tony RUSSO		Suzuki - Titan Elevators		
IDEAL LAP TIME : 1:17.451		BEST LAP TIME : 1:17.451		DIFFERENCE : 0.000		
LAP	SECTOR 1	SECTOR 2	LAP TIME	MPH	DIFF	TIME OF DAY
1 -		43.382	1:27.719	81.42	10.268	15:08:29.405
2 -	36.650	41.838	1:18.488	91.00	1.037	15:09:47.893
3 -	36.516	41.870	1:18.386	91.12	0.935	15:11:06.279
4 -	36.370	41.532	1:17.902 (3)	91.68	0.451	15:12:24.181
5 -	36.425	41.928	1:18.353	91.15	0.902	15:13:42.534
6 -	36.397	42.167	1:18.564	90.91	1.113	15:15:01.098
7 -	36.337	41.345	1:17.682 (2)	91.94	0.231	15:16:18.780
8 -	<b>36.218</b>	<b>41.233</b>	<b>1:17.451 (1)</b>	<b>92.22</b>		<b>15:17:36.231</b>

P7 43 EX		Richard WILLSSHER		Yamaha - Willsher Plant		
IDEAL LAP TIME : 1:17.621		BEST LAP TIME : 1:17.761		DIFFERENCE : 0.140		
LAP	SECTOR 1	SECTOR 2	LAP TIME	MPH	DIFF	TIME OF DAY
1 -		42.941	1:28.140	81.03	10.379	15:08:29.826
2 -	37.142	42.106	1:19.248	90.12	1.487	15:09:49.074
3 -	<b>36.260</b>	42.101	1:18.361 (3)	91.14	0.600	15:11:07.435
4 -	37.104	42.200	1:19.304	90.06	1.543	15:12:26.739
5 -	36.745	42.714	1:19.459	89.88	1.698	15:13:46.198
6 -	36.274	41.517	1:17.791 (2)	91.81	0.030	15:15:03.989
7 -	36.918	41.671	1:18.589	90.88	0.828	15:16:22.578
8 -	36.400	<b>41.361</b>	<b>1:17.761 (1)</b>	<b>91.85</b>		<b>15:17:40.339</b>

P8 9 EX		Ross DUNNING		Suzuki - Surrey Glazing		
IDEAL LAP TIME : 1:17.613		BEST LAP TIME : 1:17.790		DIFFERENCE : 0.177		
LAP	SECTOR 1	SECTOR 2	LAP TIME	MPH	DIFF	TIME OF DAY
1 -		42.990	1:27.805	81.34	10.015	15:08:29.491
2 -	36.749	42.226	1:18.975	90.44	1.185	15:09:48.466
3 -	36.514	42.337	1:18.851	90.58	1.061	15:11:07.317
4 -	37.091	43.385	1:20.476	88.75	2.686	15:12:27.793
5 -	36.979	42.155	1:19.134	90.25	1.344	15:13:46.927
6 -	36.339	41.846	1:18.185 (3)	91.35	0.395	15:15:05.112
7 -	36.248	<b>41.542</b>	<b>1:17.790 (1)</b>	<b>91.81</b>		<b>15:16:22.902</b>
8 -	<b>36.071</b>	41.801	1:17.872 (2)	91.72	0.082	15:17:40.774

P9 15 EX		Stacey KILLWORTH		Honda -		
IDEAL LAP TIME : 1:18.595		BEST LAP TIME : 1:19.119		DIFFERENCE : 0.524		
LAP	SECTOR 1	SECTOR 2	LAP TIME	MPH	DIFF	TIME OF DAY
1 -		42.253	1:25.454	83.58	6.335	15:08:27.140
2 -	37.484	43.023	1:20.507	88.71	1.388	15:09:47.647
3 -	36.784	42.552	1:19.336	90.02	0.217	15:11:06.983
4 -	37.379	42.083	1:19.462	89.88	0.343	15:12:26.445
5 -	37.042	42.110	1:19.152 (2)	90.23	0.033	15:13:45.597
6 -	36.900	42.323	1:19.223	90.15	0.104	15:15:04.820
7 -	37.207	<b>41.912</b>	<b>1:19.119 (1)</b>	<b>90.27</b>		<b>15:16:23.939</b>
8 -	<b>36.683</b>	42.520	1:19.203 (3)	90.18	0.084	15:17:43.142

P10 131 EX		Doug EDMONDSON		Yamaha - Anyone want to lend me a bike for the Classic TT 201		
IDEAL LAP TIME : 1:18.308		BEST LAP TIME : 1:18.368		DIFFERENCE : 0.060		
LAP	SECTOR 1	SECTOR 2	LAP TIME	MPH	DIFF	TIME OF DAY
1 -		43.107	1:27.725	81.41	9.357	15:08:29.411
2 -	38.402	42.223	1:20.625	88.58	2.257	15:09:50.036
3 -	<b>36.319</b>	42.049	<b>1:18.368 (1)</b>	<b>91.14</b>		<b>15:11:08.404</b>
4 -	36.767	43.027	1:19.794	89.51	1.426	15:12:28.198
5 -	36.610	42.106	1:18.716 (3)	90.73	0.348	15:13:46.914
6 -	37.126	42.032	1:19.158	90.23	0.790	15:15:06.072
7 -	36.433	<b>41.989</b>	1:18.422 (2)	91.07	0.054	15:16:24.494

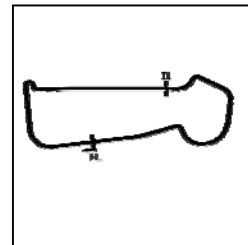
Weather / Track : Bright / Dry

Snetterton 200  
Circuit Length = 1.9840 miles  
Start: 15:07 Flag 15:17 End: 15:19

# BMCRC - MRO Championships 2018 - Rnd 8 @ Snetterton 200

## BMCRC Thunderbike Extreme & BMCRC Thunderbike Sport

### RACE 10 - SECTOR ANALYSIS



SECTOR 1 = FL to I1, SECTOR 2 = I1 to FL, DIFF = Difference To Personal Best Lap, P = Crossed Finish Line in Pit Lane, D = Time Disallowed

8 - 36.540 42.753 1:19.293 90.07 0.925 15:17:43.787

P11 30 SP		Alan HARLAND		Yamaha -		
IDEAL LAP TIME : 1:18.416		BEST LAP TIME : 1:18.432		DIFFERENCE : 0.016		
LAP	SECTOR 1	SECTOR 2	LAP TIME	MPH	DIFF	TIME OF DAY
1 -		42.402	1:26.442	82.62	8.010	15:08:28.128
2 -	36.848	42.201	1:19.049 (2)	90.35	0.617	15:09:47.177
3 -	37.360	42.828	1:20.188	89.07	1.756	15:11:07.365
4 -	37.324	42.761	1:20.085	89.18	1.653	15:12:27.450
5 -	36.781	42.614	1:19.395	89.96	0.963	15:13:46.845
6 -	36.852	42.306	1:19.158 (3)	90.23	0.726	15:15:06.003
7 -	36.511	<b>41.921</b>	<b>1:18.432 (1)</b>	<b>91.06</b>		<b>15:16:24.435</b>
8 -	<b>36.495</b>	44.074	1:20.569	88.65	2.137	15:17:45.004

P12 84 SP		Ricardo BRANCO		Suzuki - IMP Racing		
IDEAL LAP TIME : 1:20.280		BEST LAP TIME : 1:20.607		DIFFERENCE : 0.327		
LAP	SECTOR 1	SECTOR 2	LAP TIME	MPH	DIFF	TIME OF DAY
1 -		43.008	1:26.781	82.30	6.174	15:08:28.467
2 -	37.700	43.882	1:21.582	87.55	0.975	15:09:50.049
3 -	<b>37.392</b>	43.226	1:20.618 (2)	88.59	0.011	15:11:10.667
4 -	37.518	43.211	1:20.729 (3)	88.47	0.122	15:12:31.396
5 -	37.777	43.026	1:20.803	88.39	0.196	15:13:52.199
6 -	38.173	43.315	1:21.488	87.65	0.881	15:15:13.687
7 -	37.719	<b>42.888</b>	<b>1:20.607 (1)</b>	<b>88.60</b>		<b>15:16:34.294</b>
8 -	38.024	43.428	1:21.452	87.69	0.845	15:17:55.746

P13 74 SP		Daniel SINGLETON		Kawasaki - me		
IDEAL LAP TIME : 1:19.782		BEST LAP TIME : 1:19.989		DIFFERENCE : 0.207		
LAP	SECTOR 1	SECTOR 2	LAP TIME	MPH	DIFF	TIME OF DAY
1 -		43.510	1:27.584	81.55	7.595	15:08:29.270
2 -	38.803	43.483	1:22.286	86.80	2.297	15:09:51.556
3 -	38.542	43.496	1:22.038	87.06	2.049	15:11:13.594
4 -	38.903	42.743	1:21.646	87.48	1.657	15:12:35.240
5 -	38.023	44.892	1:22.915	86.14	2.926	15:13:58.155
6 -	38.156	42.994	1:21.150 (3)	88.01	1.161	15:15:19.305
7 -	<b>37.720</b>	42.614	1:20.334 (2)	88.91	0.345	15:16:39.639
8 -	37.927	<b>42.062</b>	<b>1:19.989 (1)</b>	<b>89.29</b>		<b>15:17:59.628</b>

P14 48 SP		Shaun WALLIS		Yamaha - Watling Tyres		
IDEAL LAP TIME : 1:20.672		BEST LAP TIME : 1:21.063		DIFFERENCE : 0.391		
LAP	SECTOR 1	SECTOR 2	LAP TIME	MPH	DIFF	TIME OF DAY
1 -		44.105	1:29.082	80.17	8.019	15:08:30.768
2 -	37.856	43.382	1:21.238 (3)	87.92	0.175	15:09:52.006
3 -	37.891	43.172	<b>1:21.063 (1)</b>	<b>88.11</b>		<b>15:11:13.069</b>
4 -	38.340	43.179	1:21.519	87.61	0.456	15:12:34.588
5 -	38.115	<b>42.989</b>	1:21.104 (2)	88.06	0.041	15:13:55.692
6 -	38.013	44.832	1:22.845	86.21	1.782	15:15:18.537
7 -	37.771	44.792	1:22.563	86.51	1.500	15:16:41.100
8 -	<b>37.683</b>	43.683	1:21.366	87.78	0.303	15:18:02.466

P15 333 SPR		Robert PRICE		Suzuki -		
IDEAL LAP TIME : 1:23.167		BEST LAP TIME : 1:23.167		DIFFERENCE : 0.000		
LAP	SECTOR 1	SECTOR 2	LAP TIME	MPH	DIFF	TIME OF DAY
1 -		46.872	1:34.836	75.31	11.669	15:08:36.522
2 -	38.693	45.697	1:24.390	84.63	1.223	15:10:00.912
3 -	39.429	45.873	1:25.302	83.73	2.135	15:11:26.214
4 -	39.197	45.147	1:24.344 (3)	84.68	1.177	15:12:50.558
5 -	38.940	45.302	1:24.242 (2)	84.78	1.075	15:14:14.800
6 -	38.931	47.090	1:26.021	83.03	2.854	15:15:40.821

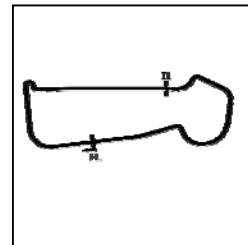
Weather / Track : Bright / Dry

Snetterton 200  
Circuit Length = 1.9840 miles  
Start: 15:07 Flag 15:17 End: 15:19

# BMCRC - MRO Championships 2018 - Rnd 8 @ Snetterton 200

## BMCRC Thunderbike Extreme & BMCRC Thunderbike Sport

### RACE 10 - SECTOR ANALYSIS



SECTOR 1 = FL to I1, SECTOR 2 = I1 to FL, DIFF = Difference To Personal Best Lap, P = Crossed Finish Line in Pit Lane, D = Time Disallowed

7 - 39.338 47.001 1:26.339 82.72 3.172 15:17:07.160  
**8 - 38.566 44.601 1:23.167 (1) 85.88 15:18:30.327**

P16 150 SP Anthony HEVER		Kawasaki -				
IDEAL LAP TIME : 1:24.331		BEST LAP TIME : 1:24.337		DIFFERENCE : 0.006		
LAP	SECTOR 1	SECTOR 2	LAP TIME	MPH	DIFF	TIME OF DAY
1 -		47.469	1:34.727	75.40	10.390	15:08:36.413
2 -	40.325	45.372	1:25.697	83.34	1.360	15:10:02.110
3 -	39.830	45.329	1:25.159	83.87	0.822	15:11:27.269
<b>4 -</b>	<b>39.373</b>	<b>44.964</b>	<b>1:24.337 (1)</b>	<b>84.69</b>		<b>15:12:51.606</b>
5 -	39.525	45.085	1:24.610 (2)	84.41	0.273	15:14:16.216
6 -	<b>39.367</b>	45.455	1:24.822 (3)	84.20	0.485	15:15:41.038
7 -	39.595	46.572	1:26.167	82.89	1.830	15:17:07.205
8 -	40.186	45.030	1:25.216	83.81	0.879	15:18:32.421

P17 181 SPR Robert FRANKLIN		Suzuki - RCF GARDENS				
IDEAL LAP TIME : 1:24.985		BEST LAP TIME : 1:25.583		DIFFERENCE : 0.598		
LAP	SECTOR 1	SECTOR 2	LAP TIME	MPH	DIFF	TIME OF DAY
1 -		47.597	1:35.729	74.61	10.146	15:08:37.415
2 -	41.015	46.434	1:27.449	81.67	1.866	15:10:04.864
3 -	40.394	46.642	1:27.036	82.06	1.453	15:11:31.900
4 -	40.230	47.070	1:27.300	81.81	1.717	15:12:59.200
5 -	39.862	<b>45.814</b>	1:25.676 (2)	83.36	0.093	15:14:24.876
<b>6 -</b>	<b>39.406</b>	46.177	<b>1:25.583 (1)</b>	<b>83.45</b>		<b>15:15:50.459</b>
7 -	<b>39.171</b>	47.388	1:26.559 (3)	82.51	0.976	15:17:17.018
8 -	41.641	45.942	1:27.583	81.55	2.000	15:18:44.601

P18 143 SP Dan BARFORD		Suzuki -				
IDEAL LAP TIME : 1:26.710		BEST LAP TIME : 1:26.883		DIFFERENCE : 0.173		
LAP	SECTOR 1	SECTOR 2	LAP TIME	MPH	DIFF	TIME OF DAY
1 -		47.439	1:34.954	75.22	8.071	15:08:36.640
2 -	41.499	46.504	1:28.003	81.16	1.120	15:10:04.643
3 -	41.210	46.245	1:27.455	81.67	0.572	15:11:32.098
4 -	41.104	46.428	1:27.532	81.59	0.649	15:12:59.630
5 -	41.008	<b>46.143</b>	1:27.151 (2)	81.95	0.268	15:14:26.781
6 -	41.256	46.197	1:27.453 (3)	81.67	0.570	15:15:54.234
<b>7 -</b>	<b>40.567</b>	46.316	<b>1:26.883 (1)</b>	<b>82.20</b>		<b>15:17:21.117</b>
8 -	42.414	47.376	1:29.790	79.54	2.907	15:18:50.907

P19 24 EXR Mark REYNOLDS		Yamaha -				
IDEAL LAP TIME : 1:29.108		BEST LAP TIME : 1:29.817		DIFFERENCE : 0.709		
LAP	SECTOR 1	SECTOR 2	LAP TIME	MPH	DIFF	TIME OF DAY
1 -		48.590	1:36.848	73.74	7.031	15:08:38.534
2 -	<b>42.146</b>	49.203	1:31.349	78.18	1.532	15:10:09.883
3 -	43.021	48.032	1:31.053	78.44	1.236	15:11:40.936
4 -	42.593	48.050	1:30.643 (3)	78.79	0.826	15:13:11.579
5 -	42.610	47.961	1:30.571 (2)	78.86	0.754	15:14:42.150
<b>6 -</b>	<b>42.855</b>	<b>46.962</b>	<b>1:29.817 (1)</b>	<b>79.52</b>		<b>15:16:11.967</b>
7 -	43.737	47.911	1:31.648	77.93	1.831	15:17:43.615

P20 80 SP Graham TOWLER		Suzuki - DW Racing				
IDEAL LAP TIME : 1:34.265		BEST LAP TIME : 1:34.603		DIFFERENCE : 0.338		
LAP	SECTOR 1	SECTOR 2	LAP TIME	MPH	DIFF	TIME OF DAY
1 -		51.766	1:43.823	68.79	9.220	15:08:45.509
2 -	45.106	50.848	1:35.954	74.43	1.351	15:10:21.463
3 -	<b>43.853</b>	51.162	1:35.015 (2)	75.17	0.412	15:11:56.478
4 -	44.840	50.884	1:35.724	74.61	1.121	15:13:32.202
5 -	44.110	51.704	1:35.814	74.54	1.211	15:15:08.016
6 -	44.425	50.956	1:35.381 (3)	74.88	0.778	15:16:43.397

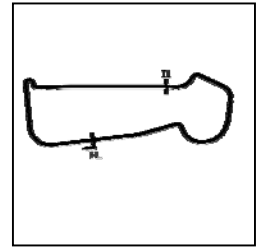
Weather / Track : Bright / Dry

Snetterton 200  
 Circuit Length = 1.9840 miles  
 Start: 15:07 Flag 15:17 End: 15:19

# BMCRC - MRO Championships 2018 - Rnd 8 @ Snetterton 200

## BMCRC Thunderbike Extreme & BMCRC Thunderbike Sport

### RACE 10 - SECTOR ANALYSIS



SECTOR 1 = FL to I1, SECTOR 2 = I1 to FL, DIFF = Difference To Personal Best Lap, P = Crossed Finish Line in Pit Lane, D = Time Disallowed

7 - 44.191

**50.412**

**1:34.603 (1) 75.50**

**15:18:18.000**

<b>P21 196 SPR Emma PETERSON</b>		Yamaha - Rst Concept store-Helmet City Chichester.Fisherbrow				
IDEAL LAP TIME : 1:38.560		BEST LAP TIME : 1:38.685		DIFFERENCE : 0.125		
LAP	SECTOR 1	SECTOR 2	LAP TIME	MPH	DIFF	TIME OF DAY
1 -		54.168	1:48.997	65.52	10.312	15:08:50.683
<b>2 -</b>	<b>45.274</b>	53.411	<b>1:38.685 (1)</b>	<b>72.37</b>		<b>15:10:29.368</b>
3 -	45.708	<b>53.286</b>	1:38.994 (3)	72.15	0.309	15:12:08.362
4 -	45.477	53.447	1:38.924 (2)	72.20	0.239	15:13:47.286
5 -	45.447	57.093	1:42.540	69.65	3.855	15:15:29.826
6 -	46.817	57.367	1:44.184	68.55	5.499	15:17:14.010
7 -	45.910	53.835	1:39.745	71.60	1.060	15:18:53.755

<b>P22 18 SPR Indy OFFER</b>		Kawasaki - Ace osteopaths				
IDEAL LAP TIME : 1:30.493		BEST LAP TIME : 1:30.822		DIFFERENCE : 0.329		
LAP	SECTOR 1	SECTOR 2	LAP TIME	MPH	DIFF	TIME OF DAY
1 -		50.559	1:43.278	69.15	12.456	15:08:44.964
2 -	43.621	47.226	1:30.847 (2)	78.62	0.025	15:10:15.811
3 -	44.074	47.455	1:31.529 (3)	78.03	0.707	15:11:47.340
<b>4 -</b>	<b>43.888</b>	<b>46.934</b>	<b>1:30.822 (1)</b>	<b>78.64</b>		<b>15:13:18.162</b>

# BMCRC - MRO Championships 2018 - Rnd 8 @ Snetterton 200

## BMCRC Thunderbike Extreme & BMCRC Thunderbike Sport

### RACE 10 - BEST SECTORS

SECTOR 1			SECTOR 2			IDEAL / BEST COMPARISON						
POS	NO	NAME	TIME	NO	NAME	TIME	POS	NO	NAME	IDEAL	BEST	DIFF
									<b>PERFECT LAP</b>	<b>1:15.655</b>		
1	64	CHAMBERLAIN	<b>35.465</b>	42	WOOD	<b>40.190</b>	1	42	WOOD	1:15.975	1:15.975	0.000
2	42	WOOD	<b>35.785</b>	41	ABRAHAM	<b>40.376</b>	2	41	ABRAHAM	1:16.327	1:16.415	0.088
3	41	ABRAHAM	<b>35.951</b>	64	CHAMBERLAIN	<b>40.941</b>	3	64	CHAMBERLAIN	1:16.406	1:16.650	0.244
4	9	DUNNING	<b>36.071</b>	77	MAY	<b>41.161</b>	4	77	MAY	1:17.311	1:17.361	0.050
5	77	MAY	<b>36.150</b>	40	SHELVEY	<b>41.198</b>	5	69	RUSSO	1:17.451	1:17.451	0.000
6	69	RUSSO	<b>36.218</b>	69	RUSSO	<b>41.233</b>	6	9	DUNNING	1:17.613	1:17.790	0.177
7	43	WILLSHER	<b>36.260</b>	43	WILLSHER	<b>41.361</b>	7	43	WILLSHER	1:17.621	1:17.761	0.140
8	131	EDMONDSON	<b>36.319</b>	9	DUNNING	<b>41.542</b>	8	40	SHELVEY	1:17.763	1:18.017	0.254
9	30	HARLAND	<b>36.495</b>	15	KILLWORTH	<b>41.912</b>	9	131	EDMONDSON	1:18.308	1:18.368	0.060
10	40	SHELVEY	<b>36.565</b>	30	HARLAND	<b>41.921</b>	10	30	HARLAND	1:18.416	1:18.432	0.016
11	15	KILLWORTH	<b>36.683</b>	131	EDMONDSON	<b>41.989</b>	11	15	KILLWORTH	1:18.595	1:19.119	0.524
12	84	BRANCO	<b>37.392</b>	74	SINGLETON	<b>42.062</b>	12	74	SINGLETON	1:19.782	1:19.989	0.207
13	48	WALLIS	<b>37.683</b>	84	BRANCO	<b>42.888</b>	13	84	BRANCO	1:20.280	1:20.607	0.327
14	74	SINGLETON	<b>37.720</b>	48	WALLIS	<b>42.989</b>	14	48	WALLIS	1:20.672	1:21.063	0.391
15	333	PRICE	<b>38.566</b>	333	PRICE	<b>44.601</b>	15	333	PRICE	1:23.167	1:23.167	0.000
16	181	FRANKLIN	<b>39.171</b>	150	HEVER	<b>44.964</b>	16	150	HEVER	1:24.331	1:24.337	0.006
17	150	HEVER	<b>39.367</b>	181	FRANKLIN	<b>45.814</b>	17	181	FRANKLIN	1:24.985	1:25.583	0.598
18	143	BARFORD	<b>40.567</b>	143	BARFORD	<b>46.143</b>	18	143	BARFORD	1:26.710	1:26.883	0.173
19	24	REYNOLDS	<b>42.146</b>	18	OFFER	<b>46.934</b>	19	24	REYNOLDS	1:29.108	1:29.817	0.709
20	18	OFFER	<b>43.559</b>	24	REYNOLDS	<b>46.962</b>	20	18	OFFER	1:30.493	1:30.822	0.329
21	80	TOWLER	<b>43.853</b>	80	TOWLER	<b>50.412</b>	21	80	TOWLER	1:34.265	1:34.603	0.338
22	196	PETERSON	<b>45.274</b>	196	PETERSON	<b>53.286</b>	22	196	PETERSON	1:38.560	1:38.685	0.125
23												
24												

Weather / Track : Bright / Dry

Results can be found at [www.tsl-timing.com](http://www.tsl-timing.com)

Snetterton 200

Circuit Length = 1.9840 miles

Start: 15:07 Flag 15:17 End: 15:19

Printed - 15:20 Saturday, 25 August 2018

# BMCRC - MRO Championships 2018 - Rnd 8 @ Snetterton 200

## BMCRC Thunderbike Extreme & BMCRC Thunderbike Sport

### RACE 1 - GRID (10 Laps)

ROW 9	1		1		25	2	Martin PEARSON				
ROW 8	24	37	Ricky WOODS	23	96	Dan HARRIS	1:38.685 22 196 Emma PETERSON				
ROW 7		21	80	Graham TOWLER	1:34.603 20	18	Indy OFFER	1:30.822 19	24	Mark REYNOLDS	1:29.817
ROW 6	18	143	Dan BARFORD	1:26.883 17	181	Robert FRANKLIN	1:25.583 16	150	Anthony HEVER	1:24.337	
ROW 5		15	333	Robert PRICE	1:23.167 14	48	Shaun WALLIS	1:21.063 13	84	Ricardo BRANCO	1:20.607
ROW 4	12	74	Daniel SINGLETON	1:19.989 11	15	Stacey KILLWORTH	1:19.119 10	30	Alan HARLAND	1:18.432	
ROW 3		9	131	Doug EDMONDSON	1:18.368 8	40	David SHELVEY	1:18.017 7	9	Ross DUNNING	1:17.790
ROW 2	6	43	Richard WILLISHER	1:17.761 5	69	Tony RUSSO	1:17.451 4	77	David MAY	1:17.361	
ROW 1		3	64	Barry CHAMBERLAIN	1:16.650 2	41	David ABRAHAM	1:16.415 1	42	Alan WOOD	1:15.975
										<b>Pole</b>	

Snetterton 200  
Circuit Length = 1.9840 miles

These results are provisional until the conclusion of any judicial and technical matters.

Clerk Of Course :		Timekeeper :
-------------------	--	--------------

Results can be found at [www.tsl-timing.com](http://www.tsl-timing.com)

Printed - 15:24 Saturday, 25 August 2018



# BMCRC - MRO Championships 2018 - Rnd 8 @ Snetterton 200

## BMCRC Thunderbike Extreme & BMCRC Thunderbike Sport

### RACE 1 - CLASSIFICATION

POS	NO	CL	PIC NAME	ENTRY	LAPS	TIME	GAP	DIFF	MPH	BEST	ON
1	42	EX	1 Alan WOOD	Suzuki - J.Clubb Aggregates & Concrete	10	12:56.922			91.93	1:16.519	5
2	41	EX	2 David ABRAHAM	Aprilia - Cambridge Motorcycles	10	13:05.303	8.381	8.381	90.95	1:17.082	3
3	9	EX	3 Ross DUNNING	Suzuki - Surrey Glazing	10	13:05.533	8.611	0.230	90.92	1:16.927	9
4	64	EX	4 Barry CHAMBERLAIN	Suzuki - Airsys.co.uk	10	13:05.610	8.688	0.077	90.91	1:17.543	2
5	43	EX	5 Richard WILLISHER	Yamaha - Willsher Plant	10	13:05.643	8.721	0.033	90.91	1:17.406	6
6	40	EX	6 David SHELVEY	Suzuki - ymark.com	10	13:16.456	19.534	10.813	89.67	1:17.257	8
7	69	EX	7 Tony RUSSO	Suzuki - Titan Elevators	10	13:18.774	21.852	2.318	89.41	1:18.004	9
8	15	EX	8 Stacey KILLWORTH	Honda -	10	13:19.140	22.218	0.366	89.37	1:18.178	9
9	131	EX	9 Doug EDMONDSON	Yamaha - Anyone want to lend me a bike for the Cl	10	13:24.620	27.698	5.480	88.76	1:18.062	10
10	77	EX	10 David MAY	Suzuki - ELP Racing	10	13:24.738	27.816	0.118	88.75	1:17.848	4
11	30	SP	1 Alan HARLAND	Yamaha -	10	13:25.624	28.702	0.886	88.65	1:18.686	10
12	84	SP	2 Ricardo BRANCO	Suzuki - IMP Racing	10	13:40.651	43.729	15.027	87.03	1:19.990	9
13	48	SP	3 Shaun WALLIS	Yamaha - Watling Tyres	10	13:40.888	43.966	0.237	87.00	1:20.426	9
14	74	SP	4 Daniel SINGLETON	Kawasaki - me	10	13:41.621	44.699	0.733	86.93	1:19.741	10
15	181	SPR	1 Robert FRANKLIN	Suzuki - RCF GARDENS	10	14:08.479	1:11.557	26.858	84.18	1:23.149	10
16	333	SPR	2 Robert PRICE	Suzuki -	10	14:08.726	1:11.804	0.247	84.15	1:23.124	9
17	96	SP	5 Dan HARRIS	Suzuki - HP Racing	10	14:22.574	1:25.652	13.848	82.80	1:24.232	7
18	37	SPR	3 Ricky WOODS	Suzuki - RW Racing	9	13:20.862	1 Lap	1 Lap	80.26	1:26.072	2
19	24	EXR	1 Mark REYNOLDS	Yamaha -	9	13:20.945	1 Lap	0.083	80.25	1:26.602	9
20	143	SP	6 Dan BARFORD	Suzuki -	9	13:30.955	1 Lap	10.010	79.26	1:28.211	9
21	80	SP	7 Graham TOWLER	Suzuki - DW Racing	8	13:04.134	2 Laps	1 Lap	72.87	1:34.402	3
22	196	SPR	4 Emma PETERSON	Yamaha - Rst Concept store-Helmet City Chicheste	8	13:16.647	2 Laps	12.513	71.72	1:36.870	7

#### FASTEST LAP

42	EX	Alan WOOD	Suzuki - J.Clubb Aggregates & Concrete	5	1:16.519	93.34 mph	150.22 kph
30	SP	Alan HARLAND	Yamaha -	10	1:18.686	90.77 mph	146.08 kph
333	SPR	Robert PRICE	Suzuki -	9	1:23.124	85.92 mph	138.28 kph
24	EXR	Mark REYNOLDS	Yamaha -	9	1:26.602	82.47 mph	132.73 kph

Class EX - 92.5% of Race Speed = 85.03 mph  
 Class SP - 92.5% of Race Speed = 82.00 mph  
 Class SPR - 92.5% of Race Speed = 77.86 mph  
 Class EXR - 92.5% of Race Speed = 74.23 mph

Snetterton 200  
 Circuit Length = 1.9840 miles  
 Start: 09:25 Flag 09:38 End: 09:39

Weather / Track : Overcast / Dry

These results are provisional until the conclusion of any judicial and technical matters.

Clerk Of Course :	Timekeeper :
-------------------	--------------

Results can be found at [www.tsl-timing.com](http://www.tsl-timing.com)

Printed - 09:40 Sunday, 26 August 2018



# BMCRC - MRO Championships 2018 - Rnd 8 @ Snetterton 200

## BMCRC Thunderbike Extreme & BMCRC Thunderbike Sport

### RACE 1 - LAP CHART

#### LAP 1 @ 09:26:29.762

NO	BEHIND	LAP TIME
64		1:22.249
42	0.102	1:22.351
41	1.274	1:23.523
43	1.617	1:23.866
77	2.152	1:24.401
15	4.096	1:26.345
9	4.483	1:26.732
30	5.292	1:27.541
69	5.781	1:28.030
131	6.206	1:28.455
74	7.083	1:29.332
84	7.141	1:29.390
40	7.356	1:29.605
48	8.322	1:30.571
333	9.816	1:32.065
181	11.325	1:33.574
37	12.004	1:34.253
96	12.813	1:35.062
24	13.558	1:35.807
143	15.057	1:37.306
80	21.240	1:43.489
196	23.820	1:46.069

#### LAP 2 @ 09:27:47.305

NO	BEHIND	LAP TIME
64		1:17.543
42	0.153	1:17.594
41	1.319	1:17.588
43	2.130	1:18.056
15	5.423	1:18.870
9	5.738	1:18.798
69	8.066	1:19.828
30	8.408	1:20.659
131	8.775	1:20.112
77	9.537	1:24.928
40	9.968	1:20.155
84	11.235	1:21.637
48	12.355	1:21.576
74	13.016	1:23.476
333	17.101	1:24.828
181	18.529	1:24.747
37	20.533	1:26.072
96	21.231	1:25.961
24	24.812	1:28.797
143	27.137	1:29.623
80	38.562	1:34.865
196	45.045	1:38.768

#### LAP 3 @ 09:29:04.215

NO	BEHIND	LAP TIME
42		1:16.757
64	0.975	1:17.885
41	1.491	1:17.082
43	2.929	1:17.709
9	6.956	1:18.128
15	7.848	1:19.335
69	10.409	1:19.253
77	11.156	1:18.529
30	11.204	1:19.706
40	12.489	1:19.431
131	13.473	1:21.608

Weather / Track : Overcast / Dry

Results can be found at [www.tsl-timing.com](http://www.tsl-timing.com)

84	15.554	1:21.229
48	17.275	1:21.830
74	17.984	1:21.878
333	24.130	1:23.939
181	26.402	1:24.783
37	30.839	1:27.216
96	31.532	1:27.211
24	37.179	1:29.277
143	41.083	1:30.856
80	56.054	1:34.402
196	1:07.866	1:39.731

#### LAP 4 @ 09:30:20.736

NO	BEHIND	LAP TIME
42		1:16.521
64	2.680	1:18.226
41	2.855	1:17.885
43	4.041	1:17.633
9	7.769	1:17.334
15	10.678	1:19.351
69	12.426	1:18.538
77	12.483	1:17.848
30	14.487	1:19.804
40	14.514	1:18.546
131	15.814	1:18.862
84	20.839	1:21.806
48	22.428	1:21.674
74	22.493	1:21.030
333	31.788	1:24.179
181	33.775	1:23.894
96	40.235	1:25.224
37	41.612	1:27.294
24	50.100	1:29.442
143	53.771	1:29.209
80	1:14.664	1:35.131

#### LAP 5 @ 09:31:37.255

NO	BEHIND	LAP TIME
42		1:16.519
64	4.517	1:18.356
41	4.736	1:18.400
43	5.306	1:17.784
9	9.413	1:18.163
196	1 Lap	1:37.388
15	13.830	1:19.671
77	14.158	1:18.194
69	14.589	1:18.682
40	15.576	1:17.581
30	17.823	1:19.855
131	18.058	1:18.763
84	25.772	1:21.452
48	26.651	1:20.742
74	27.202	1:21.228
333	39.155	1:23.886
181	40.529	1:23.273
96	48.131	1:24.415
37	55.227	1:30.134
24	1:01.380	1:27.799
143	1:06.396	1:29.144

#### LAP 6 @ 09:32:54.266

NO	BEHIND	LAP TIME
42		1:17.011

64	5.298	1:17.792
41	5.507	1:17.782
43	5.701	1:17.406
9	10.165	1:17.763
15	16.838	1:20.019
69	17.157	1:19.579
80	1 Lap	1:36.290
40	17.503	1:18.938
77	20.906	1:23.759
30	21.067	1:20.255
131	21.389	1:20.342
84	30.436	1:21.675
48	31.152	1:21.512
74	31.260	1:21.069
196	1 Lap	1:39.893
333	45.276	1:23.132
181	47.015	1:23.497
96	55.370	1:24.250
37	1:06.512	1:28.296
24	1:12.530	1:28.161

#### LAP 7 @ 09:34:11.194

NO	BEHIND	LAP TIME
42		1:16.928
143	1 Lap	1:29.348
64	6.210	1:17.840
41	6.371	1:17.792
43	6.647	1:17.874
9	10.337	1:17.100
40	18.692	1:18.117
15	19.523	1:19.613
69	19.575	1:19.346
77	24.138	1:20.160
30	24.529	1:20.390
131	24.831	1:20.370
48	35.260	1:21.036
84	35.843	1:22.335
74	36.261	1:21.929
80	1 Lap	1:36.200
333	53.740	1:25.392
181	54.251	1:24.164
196	1 Lap	1:40.313
96	1:02.674	1:24.232

#### LAP 8 @ 09:35:29.229

NO	BEHIND	LAP TIME
42		1:18.035
37	1 Lap	1:29.081
24	1 Lap	1:28.149
64	6.277	1:18.102
41	6.394	1:18.058
43	6.584	1:17.972
9	9.701	1:17.399
143	1 Lap	1:28.972
40	17.914	1:17.257
69	19.633	1:18.093
15	20.125	1:18.637
77	25.396	1:19.293
131	25.777	1:18.981
30	26.258	1:19.764
48	37.986	1:20.761
84	38.392	1:20.584
74	38.661	1:20.435
333	59.096	1:23.391

181	59.443	1:23.227
80	1 Lap	1:46.145
96	1:10.596	1:25.957

#### LAP 9 @ 09:36:46.026

NO	BEHIND	LAP TIME
42		1:16.797
196	2 Laps	1:36.870
41	8.218	1:18.621
64	8.293	1:18.813
43	8.643	1:18.856
9	9.831	1:16.927
37	1 Lap	1:29.087
24	1 Lap	1:26.911
40	18.955	1:17.838
69	20.840	1:18.004
15	21.506	1:18.178
143	1 Lap	1:28.286
77	27.564	1:18.965
131	28.045	1:19.065
30	28.425	1:18.964
84	41.585	1:19.990
48	41.615	1:20.426
74	43.367	1:21.503
333	1:05.423	1:23.124
181	1:06.817	1:24.171
96	1:18.241	1:24.442

#### LAP 10 @ 09:38:04.435

NO	BEHIND	LAP TIME
42		1:18.409
80	2 Laps	1:37.612
41	8.381	1:18.572
9	8.611	1:17.189
64	8.688	1:18.804
43	8.721	1:18.487
40	19.534	1:18.988
196	2 Laps	1:37.615
69	21.852	1:19.421
15	22.218	1:19.121
37	1 Lap	1:29.429
24	1 Lap	1:26.602
131	27.698	1:18.062
77	27.816	1:18.661
30	28.702	1:18.686
143	1 Lap	1:28.211
84	43.729	1:20.553
48	43.966	1:20.760
74	44.699	1:19.741
181	1:11.557	1:23.149
333	1:11.804	1:24.790
96	1:25.652	1:25.820

Snetterton 200

Circuit Length = 1.9840 miles

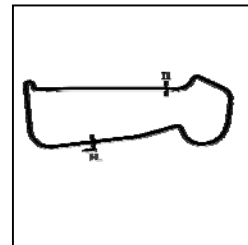
Start: 09:25 Flag 09:38 End: 09:39

Printed - 09:41 Sunday, 26 August 2018

# BMCRC - MRO Championships 2018 - Rnd 8 @ Snetterton 200

## BMCRC Thunderbike Extreme & BMCRC Thunderbike Sport

### RACE 1 - SECTOR ANALYSIS



SECTOR 1 = FL to I1, SECTOR 2 = I1 to FL, DIFF = Difference To Personal Best Lap, P = Crossed Finish Line in Pit Lane, D = Time Disallowed

P1 42 EX Alan WOOD		Suzuki - J.Clubb Aggregates & Concrete				
IDEAL LAP TIME : 1:16.153		BEST LAP TIME : 1:16.519		DIFFERENCE : 0.366		
LAP	SECTOR 1	SECTOR 2	LAP TIME	MPH	DIFF	TIME OF DAY
1 -		41.114	1:22.351	86.73	5.832	09:26:29.864
2 -	36.069	41.525	1:17.594	92.05	1.075	09:27:47.458
3 -	35.805	40.952	1:16.757 (3)	93.05	0.238	09:29:04.215
4 -	36.159	<b>40.362</b>	1:16.521 (2)	93.34	0.002	09:30:20.736
5 -	35.910	40.609	<b>1:16.519 (1)</b>	<b>93.34</b>		<b>09:31:37.255</b>
6 -	36.092	40.919	1:17.011	92.74	0.492	09:32:54.266
7 -	35.793	41.135	1:16.928	92.84	0.409	09:34:11.194
8 -	35.839	42.196	1:18.035	91.52	1.516	09:35:29.229
9 -	<b>35.791</b>	41.006	1:16.797	93.00	0.278	09:36:46.026
10 -	36.497	41.912	1:18.409	91.09	1.890	09:38:04.435

P2 41 EX David ABRAHAM		Aprilia - Cambridge Motorcycles				
IDEAL LAP TIME : 1:17.082		BEST LAP TIME : 1:17.082		DIFFERENCE : 0.000		
LAP	SECTOR 1	SECTOR 2	LAP TIME	MPH	DIFF	TIME OF DAY
1 -		41.447	1:23.523	85.51	6.441	09:26:31.036
2 -	36.088	41.500	1:17.588 (2)	92.05	0.506	09:27:48.624
3 -	<b>36.025</b>	<b>41.057</b>	<b>1:17.082 (1)</b>	<b>92.66</b>		<b>09:29:05.706</b>
4 -	36.506	41.379	1:17.885	91.70	0.803	09:30:23.591
5 -	36.441	41.959	1:18.400	91.10	1.318	09:31:41.991
6 -	36.042	41.740	1:17.782 (3)	91.82	0.700	09:32:59.773
7 -	36.349	41.443	1:17.792	91.81	0.710	09:34:17.565
8 -	36.559	41.499	1:18.058	91.50	0.976	09:35:35.623
9 -	36.602	42.019	1:18.621	90.84	1.539	09:36:54.244
10 -	36.479	42.093	1:18.572	90.90	1.490	09:38:12.816

P3 9 EX Ross DUNNING		Suzuki - Surrey Glazing				
IDEAL LAP TIME : 1:16.894		BEST LAP TIME : 1:16.927		DIFFERENCE : 0.033		
LAP	SECTOR 1	SECTOR 2	LAP TIME	MPH	DIFF	TIME OF DAY
1 -		43.720	1:26.732	82.35	9.805	09:26:34.245
2 -	36.333	42.465	1:18.798	90.64	1.871	09:27:53.043
3 -	36.630	41.498	1:18.128	91.42	1.201	09:29:11.171
4 -	36.035	<b>41.299</b>	1:17.334	92.35	0.407	09:30:28.505
5 -	36.112	42.051	1:18.163	91.38	1.236	09:31:46.668
6 -	36.098	41.665	1:17.763	91.85	0.836	09:33:04.431
7 -	35.646	41.454	1:17.100 (2)	92.63	0.173	09:34:21.531
8 -	35.943	41.456	1:17.399	92.28	0.472	09:35:38.930
9 -	<b>35.595</b>	41.332	<b>1:16.927 (1)</b>	<b>92.84</b>		<b>09:36:55.857</b>
10 -	35.652	41.537	1:17.189 (3)	92.53	0.262	09:38:13.046

P4 64 EX Barry CHAMBERLAIN		Suzuki - Airsys.co.uk				
IDEAL LAP TIME : 1:17.245		BEST LAP TIME : 1:17.543		DIFFERENCE : 0.298		
LAP	SECTOR 1	SECTOR 2	LAP TIME	MPH	DIFF	TIME OF DAY
1 -		41.388	1:22.249	86.83	4.706	09:26:29.762
2 -	36.286	<b>41.257</b>	<b>1:17.543 (1)</b>	<b>92.11</b>		<b>09:27:47.305</b>
3 -	36.377	41.508	1:17.885	91.70	0.342	09:29:05.190
4 -	36.207	42.019	1:18.226	91.30	0.683	09:30:23.416
5 -	36.229	42.127	1:18.356	91.15	0.813	09:31:41.772
6 -	<b>35.988</b>	41.804	1:17.792 (2)	91.81	0.249	09:32:59.564
7 -	36.328	41.512	1:17.840 (3)	91.75	0.297	09:34:17.404
8 -	36.185	41.917	1:18.102	91.45	0.559	09:35:35.506
9 -	36.627	42.186	1:18.813	90.62	1.270	09:36:54.319
10 -	36.162	42.642	1:18.804	90.63	1.261	09:38:13.123

P5 43 EX Richard WILLSHER		Yamaha - Willsher Plant				
IDEAL LAP TIME : 1:17.377		BEST LAP TIME : 1:17.406		DIFFERENCE : 0.029		
LAP	SECTOR 1	SECTOR 2	LAP TIME	MPH	DIFF	TIME OF DAY

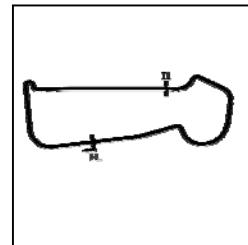
Weather / Track : Overcast / Dry

Snetterton 200  
Circuit Length = 1.9840 miles  
Start: 09:25 Flag 09:38 End: 09:39

# BMCRC - MRO Championships 2018 - Rnd 8 @ Snetterton 200

## BMCRC Thunderbike Extreme & BMCRC Thunderbike Sport

### RACE 1 - SECTOR ANALYSIS



SECTOR 1 = FL to I1, SECTOR 2 = I1 to FL, DIFF = Difference To Personal Best Lap, P = Crossed Finish Line in Pit Lane, D = Time Disallowed

1 -		41.528	1:23.866	85.16	6.460	09:26:31.379
2 -	36.830	<b>41.226</b>	1:18.056	91.50	0.650	09:27:49.435
3 -	36.350	41.359	1:17.709 (3)	91.91	0.303	09:29:07.144
4 -	36.272	41.361	1:17.633 (2)	92.00	0.227	09:30:24.777
5 -	36.199	41.585	1:17.784	91.82	0.378	09:31:42.561
6 -	<b>36.151</b>	41.255	<b>1:17.406 (1)</b>	<b>92.27</b>		<b>09:32:59.967</b>
7 -	36.516	41.358	1:17.874	91.71	0.468	09:34:17.841
8 -	36.582	41.390	1:17.972	91.60	0.566	09:35:35.813
9 -	37.268	41.588	1:18.856	90.57	1.450	09:36:54.669
10 -	36.490	41.997	1:18.487	91.00	1.081	09:38:13.156

P6 40 EX David SHELVEY		Suzuki - ymark.com				
IDEAL LAP TIME : 1:17.257		BEST LAP TIME : 1:17.257		DIFFERENCE : 0.000		
LAP	SECTOR 1	SECTOR 2	LAP TIME	MPH	DIFF	TIME OF DAY
1 -		43.646	1:29.605	79.71	12.348	09:26:37.118
2 -	37.440	42.715	1:20.155	89.10	2.898	09:27:57.273
3 -	37.543	41.888	1:19.431	89.92	2.174	09:29:16.704
4 -	36.729	41.817	1:18.546	90.93	1.289	09:30:35.250
5 -	36.411	41.170	1:17.581 (2)	92.06	0.324	09:31:52.831
6 -	36.848	42.090	1:18.938	90.48	1.681	09:33:11.769
7 -	36.571	41.546	1:18.117	91.43	0.860	09:34:29.886
8 -	<b>36.368</b>	<b>40.889</b>	<b>1:17.257 (1)</b>	<b>92.45</b>		<b>09:35:47.143</b>
9 -	36.472	41.366	1:17.838 (3)	91.76	0.581	09:37:04.981
10 -	36.647	42.341	1:18.988	90.42	1.731	09:38:23.969

P7 69 EX Tony RUSSO		Suzuki - Titan Elevators				
IDEAL LAP TIME : 1:17.744		BEST LAP TIME : 1:18.004		DIFFERENCE : 0.260		
LAP	SECTOR 1	SECTOR 2	LAP TIME	MPH	DIFF	TIME OF DAY
1 -		43.369	1:28.030	81.13	10.026	09:26:35.543
2 -	36.884	42.944	1:19.828	89.47	1.824	09:27:55.371
3 -	36.884	42.369	1:19.253	90.12	1.249	09:29:14.624
4 -	36.704	41.834	1:18.538 (3)	90.94	0.534	09:30:33.162
5 -	36.872	41.810	1:18.682	90.77	0.678	09:31:51.844
6 -	37.278	42.301	1:19.579	89.75	1.575	09:33:11.423
7 -	37.690	41.656	1:19.346	90.01	1.342	09:34:30.769
8 -	36.722	<b>41.371</b>	1:18.093 (2)	91.46	0.089	09:35:48.862
9 -	36.623	41.381	<b>1:18.004 (1)</b>	<b>91.56</b>		<b>09:37:06.866</b>
10 -	<b>36.373</b>	43.048	1:19.421	89.93	1.417	09:38:26.287

P8 15 EX Stacey KILLWORTH		Honda -				
IDEAL LAP TIME : 1:18.060		BEST LAP TIME : 1:18.178		DIFFERENCE : 0.118		
LAP	SECTOR 1	SECTOR 2	LAP TIME	MPH	DIFF	TIME OF DAY
1 -		42.537	1:26.345	82.72	8.167	09:26:33.858
2 -	36.666	42.204	1:18.870 (3)	90.56	0.692	09:27:52.728
3 -	37.321	42.014	1:19.335	90.03	1.157	09:29:12.063
4 -	36.933	42.418	1:19.351	90.01	1.173	09:30:31.414
5 -	37.347	42.324	1:19.671	89.65	1.493	09:31:51.085
6 -	37.487	42.532	1:20.019	89.26	1.841	09:33:11.104
7 -	36.995	42.618	1:19.613	89.71	1.435	09:34:30.717
8 -	36.822	<b>41.815</b>	1:18.637 (2)	90.82	0.459	09:35:49.354
9 -	<b>36.245</b>	41.933	<b>1:18.178 (1)</b>	<b>91.36</b>		<b>09:37:07.532</b>
10 -	36.376	42.745	1:19.121	90.27	0.943	09:38:26.653

P9 131 EX Doug EDMONDSON		Yamaha - Anyone want to lend me a bike for the Classic TT 201				
IDEAL LAP TIME : 1:18.062		BEST LAP TIME : 1:18.062		DIFFERENCE : 0.000		
LAP	SECTOR 1	SECTOR 2	LAP TIME	MPH	DIFF	TIME OF DAY
1 -		43.100	1:28.455	80.74	10.393	09:26:35.968
2 -	37.231	42.881	1:20.112	89.15	2.050	09:27:56.080
3 -	39.056	42.552	1:21.608	87.52	3.546	09:29:17.688
4 -	36.708	42.154	1:18.862 (3)	90.57	0.800	09:30:36.550

Weather / Track : Overcast / Dry

Snetterton 200

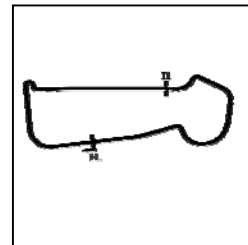
Circuit Length = 1.9840 miles

Start: 09:25 Flag 09:38 End: 09:39

# BMCRC - MRO Championships 2018 - Rnd 8 @ Snetterton 200

## BMCRC Thunderbike Extreme & BMCRC Thunderbike Sport

### RACE 1 - SECTOR ANALYSIS



SECTOR 1 = FL to I1, SECTOR 2 = I1 to FL, DIFF = Difference To Personal Best Lap, P = Crossed Finish Line in Pit Lane, D = Time Disallowed

5 -	36.601	42.162	1:18.763 (2)	90.68	0.701	09:31:55.313
6 -	37.779	42.563	1:20.342	88.90	2.280	09:33:15.655
7 -	38.229	42.141	1:20.370	88.87	2.308	09:34:36.025
8 -	36.882	42.099	1:18.981	90.43	0.919	09:35:55.006
9 -	37.197	41.868	1:19.065	90.33	1.003	09:37:14.071
10 -	<b>36.342</b>	<b>41.720</b>	<b>1:18.062 (1)</b>	<b>91.49</b>		<b>09:38:32.133</b>

P10	77 EX	David MAY	Suzuki - ELP Racing
IDEAL LAP TIME : 1:17.536		BEST LAP TIME : 1:17.848	DIFFERENCE : 0.312

LAP	SECTOR 1	SECTOR 2	LAP TIME	MPH	DIFF	TIME OF DAY
1 -		42.099	1:24.401	84.62	6.553	09:26:31.914
2 -	<b>36.327</b>	48.601	1:24.928	84.10	7.080	09:27:56.842
3 -	36.702	41.827	1:18.529 (3)	90.95	0.681	09:29:15.371
4 -	36.639	<b>41.209</b>	<b>1:17.848 (1)</b>	<b>91.74</b>		<b>09:30:33.219</b>
5 -	36.451	41.743	1:18.194 (2)	91.34	0.346	09:31:51.413
6 -	37.144	46.615	1:23.759	85.27	5.911	09:33:15.172
7 -	37.617	42.543	1:20.160	89.10	2.312	09:34:35.332
8 -	36.974	42.319	1:19.293	90.07	1.445	09:35:54.625
9 -	36.932	42.033	1:18.965	90.45	1.117	09:37:13.590
10 -	37.052	41.609	1:18.661	90.80	0.813	09:38:32.251

P11	30 SP	Alan HARLAND	Yamaha -
IDEAL LAP TIME : 1:18.686		BEST LAP TIME : 1:18.686	DIFFERENCE : 0.000

LAP	SECTOR 1	SECTOR 2	LAP TIME	MPH	DIFF	TIME OF DAY
1 -		43.275	1:27.541	81.59	8.855	09:26:35.054
2 -	37.422	43.237	1:20.659	88.55	1.973	09:27:55.713
3 -	37.294	42.412	1:19.706 (3)	89.61	1.020	09:29:15.419
4 -	37.453	42.351	1:19.804	89.50	1.118	09:30:35.223
5 -	37.121	42.734	1:19.855	89.44	1.169	09:31:55.078
6 -	37.438	42.817	1:20.255	88.99	1.569	09:33:15.333
7 -	38.237	42.153	1:20.390	88.84	1.704	09:34:35.723
8 -	37.213	42.551	1:19.764	89.54	1.078	09:35:55.487
9 -	36.920	42.044	1:18.964 (2)	90.45	0.278	09:37:14.451
10 -	<b>36.862</b>	<b>41.824</b>	<b>1:18.686 (1)</b>	<b>90.77</b>		<b>09:38:33.137</b>

P12	84 SP	Ricardo BRANCO	Suzuki - IMP Racing
IDEAL LAP TIME : 1:19.990		BEST LAP TIME : 1:19.990	DIFFERENCE : 0.000

LAP	SECTOR 1	SECTOR 2	LAP TIME	MPH	DIFF	TIME OF DAY
1 -		44.048	1:29.390	79.90	9.400	09:26:36.903
2 -	37.704	43.933	1:21.637	87.49	1.647	09:27:58.540
3 -	37.796	43.433	1:21.229	87.93	1.239	09:29:19.769
4 -	38.059	43.747	1:21.806	87.31	1.816	09:30:41.575
5 -	37.879	43.573	1:21.452	87.69	1.462	09:32:03.027
6 -	37.693	43.982	1:21.675	87.45	1.685	09:33:24.702
7 -	37.714	44.621	1:22.335	86.74	2.345	09:34:47.037
8 -	37.252	43.332	1:20.584 (3)	88.63	0.594	09:36:07.621
9 -	<b>37.247</b>	<b>42.743</b>	<b>1:19.990 (1)</b>	<b>89.29</b>		<b>09:37:27.611</b>
10 -	37.622	42.931	1:20.553 (2)	88.66	0.563	09:38:48.164

P13	48 SP	Shaun WALLIS	Yamaha - Watling Tyres
IDEAL LAP TIME : 1:19.746		BEST LAP TIME : 1:20.426	DIFFERENCE : 0.680

LAP	SECTOR 1	SECTOR 2	LAP TIME	MPH	DIFF	TIME OF DAY
1 -		44.203	1:30.571	78.86	10.145	09:26:38.084
2 -	37.662	43.914	1:21.576	87.55	1.150	09:27:59.660
3 -	38.176	43.654	1:21.830	87.28	1.404	09:29:21.490
4 -	37.926	43.748	1:21.674	87.45	1.248	09:30:43.164
5 -	37.621	43.121	1:20.742 (2)	88.46	0.316	09:32:03.906
6 -	37.655	43.857	1:21.512	87.62	1.086	09:33:25.418
7 -	38.157	42.879	1:21.036	88.14	0.610	09:34:46.454
8 -	37.610	43.151	1:20.761	88.44	0.335	09:36:07.215

Weather / Track : Overcast / Dry

Snetterton 200

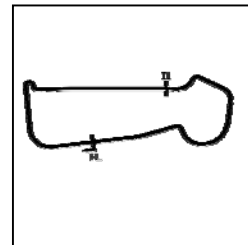
Circuit Length = 1.9840 miles

Start: 09:25 Flag 09:38 End: 09:39

# BMCRC - MRO Championships 2018 - Rnd 8 @ Snetterton 200

## BMCRC Thunderbike Extreme & BMCRC Thunderbike Sport

### RACE 1 - SECTOR ANALYSIS



SECTOR 1 = FL to I1, SECTOR 2 = I1 to FL, DIFF = Difference To Personal Best Lap, P = Crossed Finish Line in Pit Lane, D = Time Disallowed

9 - **37.222** 43.204 **1:20.426 (1)** **88.80** **09:37:27.641**  
 10 - 38.236 **42.524** 1:20.760 (3) 88.44 0.334 09:38:48.401

P14 74 SP Daniel SINGLETON		Kawasaki - me				
IDEAL LAP TIME : 1:19.604		BEST LAP TIME : 1:19.741		DIFFERENCE : 0.137		
LAP	SECTOR 1	SECTOR 2	LAP TIME	MPH	DIFF	TIME OF DAY
1 -		43.345	1:29.332	79.95	9.591	09:26:36.845
2 -	39.129	44.347	1:23.476	85.56	3.735	09:28:00.321
3 -	38.754	43.124	1:21.878	87.23	2.137	09:29:22.199
4 -	38.300	42.730	1:21.030 (3)	88.14	1.289	09:30:43.229
5 -	38.093	43.135	1:21.228	87.93	1.487	09:32:04.457
6 -	<b>37.784</b>	43.285	1:21.069	88.10	1.328	09:33:25.526
7 -	38.791	43.138	1:21.929	87.17	2.188	09:34:47.455
8 -	38.016	42.419	1:20.435 (2)	88.79	0.694	09:36:07.890
9 -	38.458	43.045	1:21.503	87.63	1.762	09:37:29.393
10 -	37.921	<b>41.820</b>	<b>1:19.741 (1)</b>	<b>89.57</b>		<b>09:38:49.134</b>

P15 181 SPR Robert FRANKLIN		Suzuki - RCF GARDENS				
IDEAL LAP TIME : 1:23.019		BEST LAP TIME : 1:23.149		DIFFERENCE : 0.130		
LAP	SECTOR 1	SECTOR 2	LAP TIME	MPH	DIFF	TIME OF DAY
1 -		46.206	1:33.574	76.32	10.425	09:26:41.087
2 -	39.339	45.408	1:24.747	84.28	1.598	09:28:05.834
3 -	39.320	45.463	1:24.783	84.24	1.634	09:29:30.617
4 -	39.417	44.477	1:23.894	85.13	0.745	09:30:54.511
5 -	39.039	<b>44.234</b>	1:23.273 (3)	85.77	0.124	09:32:17.784
6 -	<b>38.785</b>	44.712	1:23.497	85.54	0.348	09:33:41.281
7 -	39.055	45.109	1:24.164	84.86	1.015	09:35:05.445
8 -	38.944	44.283	1:23.227 (2)	85.81	0.078	09:36:28.672
9 -	39.038	45.133	1:24.171	84.85	1.022	09:37:52.843
10 -	38.883	44.266	<b>1:23.149 (1)</b>	<b>85.90</b>		<b>09:39:15.992</b>

P16 333 SPR Robert PRICE		Suzuki -				
IDEAL LAP TIME : 1:22.858		BEST LAP TIME : 1:23.124		DIFFERENCE : 0.266		
LAP	SECTOR 1	SECTOR 2	LAP TIME	MPH	DIFF	TIME OF DAY
1 -		45.285	1:32.065	77.58	8.941	09:26:39.578
2 -	39.533	45.295	1:24.828	84.20	1.704	09:28:04.406
3 -	38.947	44.992	1:23.939	85.09	0.815	09:29:28.345
4 -	39.324	44.855	1:24.179	84.84	1.055	09:30:52.524
5 -	38.851	45.035	1:23.886	85.14	0.762	09:32:16.410
6 -	<b>38.733</b>	44.399	1:23.132 (2)	85.91	0.008	09:33:39.542
7 -	39.379	46.013	1:25.392	83.64	2.268	09:35:04.934
8 -	38.895	44.496	1:23.391 (3)	85.65	0.267	09:36:28.325
9 -	38.999	<b>44.125</b>	<b>1:23.124 (1)</b>	<b>85.92</b>		<b>09:37:51.449</b>
10 -	39.329	45.461	1:24.790	84.23	1.666	09:39:16.239

P17 96 SP Dan HARRIS		Suzuki - HP Racing				
IDEAL LAP TIME : 1:23.996		BEST LAP TIME : 1:24.232		DIFFERENCE : 0.236		
LAP	SECTOR 1	SECTOR 2	LAP TIME	MPH	DIFF	TIME OF DAY
1 -		46.936	1:35.062	75.13	10.830	09:26:42.575
2 -	40.560	45.401	1:25.961	83.09	1.729	09:28:08.536
3 -	40.594	46.617	1:27.211	81.89	2.979	09:29:35.747
4 -	40.465	44.759	1:25.224	83.80	0.992	09:31:00.971
5 -	40.023	44.392	1:24.415 (3)	84.61	0.183	09:32:25.386
6 -	39.867	44.383	1:24.250 (2)	84.77	0.018	09:33:49.636
7 -	<b>39.711</b>	44.521	<b>1:24.232 (1)</b>	<b>84.79</b>		<b>09:35:13.868</b>
8 -	40.739	45.218	1:25.957	83.09	1.725	09:36:39.825
9 -	40.157	<b>44.285</b>	1:24.442	84.58	0.210	09:38:04.267
10 -	40.148	45.672	1:25.820	83.22	1.588	09:39:30.087

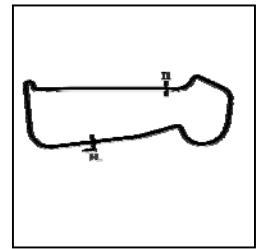
Weather / Track : Overcast / Dry

Snetterton 200  
 Circuit Length = 1.9840 miles  
 Start: 09:25 Flag 09:38 End: 09:39

# BMCRC - MRO Championships 2018 - Rnd 8 @ Snetterton 200

## BMCRC Thunderbike Extreme & BMCRC Thunderbike Sport

### RACE 1 - SECTOR ANALYSIS



SECTOR 1 = FL to I1, SECTOR 2 = I1 to FL, DIFF = Difference To Personal Best Lap, P = Crossed Finish Line in Pit Lane, D = Time Disallowed

P18 37 SPR Ricky WOODS			Suzuki - RW Racing			
IDEAL LAP TIME : 1:26.072		BEST LAP TIME : 1:26.072		DIFFERENCE : 0.000		
LAP	SECTOR 1	SECTOR 2	LAP TIME	MPH	DIFF	TIME OF DAY
1 -		46.243	1:34.253	75.78	8.181	09:26:41.766
2 -	<b>40.237</b>	<b>45.835</b>	<b>1:26.072 (1)</b>	<b>82.98</b>		<b>09:28:07.838</b>
3 -	40.406	46.810	1:27.216 (2)	81.89	1.144	09:29:35.054
4 -	41.020	46.274	1:27.294 (3)	81.82	1.222	09:31:02.348
5 -	40.993	49.141	1:30.134	79.24	4.062	09:32:32.482
6 -	41.217	47.079	1:28.296	80.89	2.224	09:34:00.778
7 -	41.078	48.003	1:29.081	80.18	3.009	09:35:29.859
8 -	41.231	47.856	1:29.087	80.17	3.015	09:36:58.946
9 -	41.000	48.429	1:29.429	79.86	3.357	09:38:28.375

P19 24 EXR Mark REYNOLDS			Yamaha -			
IDEAL LAP TIME : 1:26.602		BEST LAP TIME : 1:26.602		DIFFERENCE : 0.000		
LAP	SECTOR 1	SECTOR 2	LAP TIME	MPH	DIFF	TIME OF DAY
1 -		47.463	1:35.807	74.55	9.205	09:26:43.320
2 -	41.383	47.414	1:28.797	80.43	2.195	09:28:12.117
3 -	41.906	47.371	1:29.277	80.00	2.675	09:29:41.394
4 -	41.628	47.814	1:29.442	79.85	2.840	09:31:10.836
5 -	40.972	46.827	1:27.799 (3)	81.35	1.197	09:32:38.635
6 -	41.254	46.907	1:28.161	81.01	1.559	09:34:06.796
7 -	41.575	46.574	1:28.149	81.02	1.547	09:35:34.945
8 -	40.659	46.252	1:26.911 (2)	82.18	0.309	09:37:01.856
9 -	<b>40.379</b>	<b>46.223</b>	<b>1:26.602 (1)</b>	<b>82.47</b>		<b>09:38:28.458</b>

P20 143 SP Dan BARFORD			Suzuki -			
IDEAL LAP TIME : 1:28.025		BEST LAP TIME : 1:28.211		DIFFERENCE : 0.186		
LAP	SECTOR 1	SECTOR 2	LAP TIME	MPH	DIFF	TIME OF DAY
1 -		47.986	1:37.306	73.40	9.095	09:26:44.819
2 -	41.713	47.910	1:29.623	79.69	1.412	09:28:14.442
3 -	<b>41.181</b>	49.675	1:30.856	78.61	2.645	09:29:45.298
4 -	41.827	47.382	1:29.209	80.06	0.998	09:31:14.507
5 -	41.759	47.385	1:29.144	80.12	0.933	09:32:43.651
6 -	41.398	47.950	1:29.348	79.94	1.137	09:34:12.999
7 -	41.931	47.041	1:28.972 (3)	80.27	0.761	09:35:41.971
8 -	41.442	<b>46.844</b>	1:28.286 (2)	80.90	0.075	09:37:10.257
9 -	41.339	46.872	<b>1:28.211 (1)</b>	<b>80.97</b>		<b>09:38:38.468</b>

P21 80 SP Graham TOWLER			Suzuki - DW Racing			
IDEAL LAP TIME : 1:33.510		BEST LAP TIME : 1:34.402		DIFFERENCE : 0.892		
LAP	SECTOR 1	SECTOR 2	LAP TIME	MPH	DIFF	TIME OF DAY
1 -		52.363	1:43.489	69.01	9.087	09:26:51.002
2 -	44.349	50.516	1:34.865 (2)	75.29	0.463	09:28:25.867
3 -	44.561	<b>49.841</b>	<b>1:34.402 (1)</b>	<b>75.66</b>		<b>09:30:00.269</b>
4 -	43.986	51.145	1:35.131 (3)	75.08	0.729	09:31:35.400
5 -	44.572	51.718	1:36.290	74.17	1.888	09:33:11.690
6 -	45.381	50.819	1:36.200	74.24	1.798	09:34:47.890
7 -	<b>43.669</b>	1:02.476	1:46.145	67.29	11.743	09:36:34.035
8 -	46.764	50.848	1:37.612	73.17	3.210	09:38:11.647

P22 196 SPR Emma PETERSON			Yamaha - Rst Concept store-Helmet City Chichester.Fisherbrow			
IDEAL LAP TIME : 1:36.870		BEST LAP TIME : 1:36.870		DIFFERENCE : 0.000		
LAP	SECTOR 1	SECTOR 2	LAP TIME	MPH	DIFF	TIME OF DAY
1 -		53.769	1:46.069	67.33	9.199	09:26:53.582
2 -	45.088	53.680	1:38.768	72.31	1.898	09:28:32.350
3 -	44.752	54.979	1:39.731	71.61	2.861	09:30:12.081
4 -	43.939	53.449	1:37.388 (2)	73.34	0.518	09:31:49.469
5 -	45.132	54.761	1:39.893	71.50	3.023	09:33:29.362

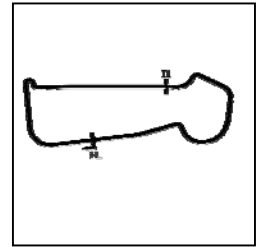
Weather / Track : Overcast / Dry

Snetterton 200  
Circuit Length = 1.9840 miles  
Start: 09:25 Flag 09:38 End: 09:39

# BMCRC - MRO Championships 2018 - Rnd 8 @ Snetterton 200

## BMCRC Thunderbike Extreme & BMCRC Thunderbike Sport

### RACE 1 - SECTOR ANALYSIS



SECTOR 1 = FL to I1, SECTOR 2 = I1 to FL, DIFF = Difference To Personal Best Lap, P = Crossed Finish Line in Pit Lane, D = Time Disallowed

6 -	45.426	54.887	1:40.313	71.20	3.443	09:35:09.675
7 -	<b>43.867</b>	<b>53.003</b>	<b>1:36.870 (1)</b>	<b>73.73</b>		<b>09:36:46.545</b>
8 -	44.391	53.224	1:37.615 (3)	73.17	0.745	09:38:24.160

# BMCRC - MRO Championships 2018 - Rnd 8 @ Snetterton 200

## BMCRC Thunderbike Extreme & BMCRC Thunderbike Sport

### RACE 1 - BEST SECTORS

SECTOR 1			SECTOR 2			IDEAL / BEST COMPARISON						
POS	NO	NAME	TIME	NO	NAME	TIME	POS	NO	NAME	IDEAL	BEST	DIFF
									<b>PERFECT LAP</b>	<b>1:15.957</b>		
1	9	DUNNING	<b>35.595</b>	42	WOOD	<b>40.362</b>	1	42	WOOD	1:16.153	1:16.519	0.366
2	42	WOOD	<b>35.791</b>	40	SHELVEY	<b>40.889</b>	2	9	DUNNING	1:16.894	1:16.927	0.033
3	64	CHAMBERLAIN	<b>35.988</b>	41	ABRAHAM	<b>41.057</b>	3	41	ABRAHAM	1:17.082	1:17.082	0.000
4	41	ABRAHAM	<b>36.025</b>	77	MAY	<b>41.209</b>	4	64	CHAMBERLAIN	1:17.245	1:17.543	0.298
5	43	WILLSHER	<b>36.151</b>	43	WILLSHER	<b>41.226</b>	5	40	SHELVEY	1:17.257	1:17.257	0.000
6	15	KILLWORTH	<b>36.245</b>	64	CHAMBERLAIN	<b>41.257</b>	6	43	WILLSHER	1:17.377	1:17.406	0.029
7	77	MAY	<b>36.327</b>	9	DUNNING	<b>41.299</b>	7	77	MAY	1:17.536	1:17.848	0.312
8	131	EDMONDSON	<b>36.342</b>	69	RUSSO	<b>41.371</b>	8	69	RUSSO	1:17.744	1:18.004	0.260
9	40	SHELVEY	<b>36.368</b>	131	EDMONDSON	<b>41.720</b>	9	15	KILLWORTH	1:18.060	1:18.178	0.118
10	69	RUSSO	<b>36.373</b>	15	KILLWORTH	<b>41.815</b>	10	131	EDMONDSON	1:18.062	1:18.062	0.000
11	30	HARLAND	<b>36.862</b>	74	SINGLETON	<b>41.820</b>	11	30	HARLAND	1:18.686	1:18.686	0.000
12	48	WALLIS	<b>37.222</b>	30	HARLAND	<b>41.824</b>	12	74	SINGLETON	1:19.604	1:19.741	0.137
13	84	BRANCO	<b>37.247</b>	48	WALLIS	<b>42.524</b>	13	48	WALLIS	1:19.746	1:20.426	0.680
14	74	SINGLETON	<b>37.784</b>	84	BRANCO	<b>42.743</b>	14	84	BRANCO	1:19.990	1:19.990	0.000
15	333	PRICE	<b>38.733</b>	333	PRICE	<b>44.125</b>	15	333	PRICE	1:22.858	1:23.124	0.266
16	181	FRANKLIN	<b>38.785</b>	181	FRANKLIN	<b>44.234</b>	16	181	FRANKLIN	1:23.019	1:23.149	0.130
17	96	HARRIS	<b>39.711</b>	96	HARRIS	<b>44.285</b>	17	96	HARRIS	1:23.996	1:24.232	0.236
18	37	WOODS	<b>40.237</b>	37	WOODS	<b>45.835</b>	18	37	WOODS	1:26.072	1:26.072	0.000
19	24	REYNOLDS	<b>40.379</b>	24	REYNOLDS	<b>46.223</b>	19	24	REYNOLDS	1:26.602	1:26.602	0.000
20	143	BARFORD	<b>41.181</b>	143	BARFORD	<b>46.844</b>	20	143	BARFORD	1:28.025	1:28.211	0.186
21	80	TOWLER	<b>43.669</b>	80	TOWLER	<b>49.841</b>	21	80	TOWLER	1:33.510	1:34.402	0.892
22	196	PETERSON	<b>43.867</b>	196	PETERSON	<b>53.003</b>	22	196	PETERSON	1:36.870	1:36.870	0.000

Weather / Track : Overcast / Dry

Results can be found at [www.tsl-timing.com](http://www.tsl-timing.com)

Snetterton 200

Circuit Length = 1.9840 miles

Start: 09:25 Flag 09:38 End: 09:39

Printed - 09:40 Sunday, 26 August 2018

# BMCRC - MRO Championships 2018 - Rnd 8 @ Snetterton 200

## BMCRC Thunderbike Extreme & BMCRC Thunderbike Sport

### RACE 10 - GRID (10 Laps)

ROW 9				25	2	Martin PEARSON												
ROW 8	24	18	Indy OFFER	23	150	Anthony HEVER	22	196	Emma PETERSON	1:36.870								
ROW 7				21	80	Graham TOWLER	20	143	Dan BARFORD	1:28.211	19	24	Mark REYNOLDS	1:26.602				
ROW 6				18	37	Ricky WOODS	17	96	Dan HARRIS	1:24.232	16	181	Robert FRANKLIN	1:23.149				
ROW 5							15	333	Robert PRICE	1:23.124	14	48	Shaun WALLIS	1:20.426	13	84	Ricardo BRANCO	1:19.990
ROW 4				12	74	Daniel SINGLETON	11	30	Alan HARLAND	1:18.686	10	15	Stacey KILLWORTH	1:18.178				
ROW 3							9	131	Doug EDMONDSON	1:18.062	8	69	Tony RUSSO	1:18.004	7	77	David MAY	1:17.848
ROW 2				6	64	Barry CHAMBERLAIN	5	43	Richard WILLISHER	1:17.406	4	40	David SHELVEY	1:17.257				
ROW 1							3	41	David ABRAHAM	1:17.082	2	9	Ross DUNNING	1:16.927	1	42	Alan WOOD	1:16.519
																		<b>Pole</b>

Snetterton 200  
Circuit Length = 1.9840 miles

These results are provisional until the conclusion of any judicial and technical matters.

Clerk Of Course :		Timekeeper :
-------------------	--	--------------

Results can be found at [www.tsl-timing.com](http://www.tsl-timing.com)

Printed - 09:42 Sunday, 26 August 2018



# BMCRC - MRO Championships 2018 - Rnd 8 @ Snetterton 200

## BMCRC Thunderbike Extreme & BMCRC Thunderbike Sport

### RACE 10 - CLASSIFICATION

POS	NO	CL	PIC NAME	ENTRY	LAPS	TIME	GAP	DIFF	MPH	BEST	ON
1	42	EX	1 Alan WOOD	Suzuki - J.Clubb Aggregates & Concrete	10	15:25.614			77.16	1:30.729	7
2	64	EX	2 Barry CHAMBERLAIN	Suzuki - Airsys.co.uk	10	15:39.837	14.223	14.223	75.99	1:31.611	4
3	74	SP	1 Daniel SINGLETON	Kawasaki - me	10	15:40.576	14.962	0.739	75.93	1:31.471	8
4	43	EX	3 Richard WILLISHER	Yamaha - Willsher Plant	10	15:47.686	22.072	7.110	75.36	1:32.137	4
5	181	SPR	1 Robert FRANKLIN	Suzuki - RCF GARDENS	10	16:02.745	37.131	15.059	74.18	1:34.501	5
6	96	SP	2 Dan HARRIS	Suzuki - HP Racing	10	16:12.767	47.153	10.022	73.42	1:35.154	3
7	77	EX	4 David MAY	Suzuki - ELP Racing	10	16:21.874	56.260	9.107	72.74	1:36.361	4
8	40	EX	5 David SHELVEY	Suzuki - ymark.com	10	16:53.191	1:27.577	31.317	70.49	1:31.651	6
9	333	SPR	2 Robert PRICE	Suzuki -	10	17:05.405	1:39.791	12.214	69.65	1:39.310	9
10	48	SP	3 Shaun WALLIS	Yamaha - Watling Tyres	9	15:28.232	1 Lap	1 Lap	69.25	1:39.588	9
11	143	SP	4 Dan BARFORD	Suzuki -	9	15:34.323	1 Lap	6.091	68.80	1:41.720	9
12	24	EXR	1 Mark REYNOLDS	Yamaha -	9	17:20.023	1 Lap	1:45.700	61.80	1:54.060	6
13	196	SPR	3 Emma PETERSON	Yamaha - Rst Concept store-Helmet City Chicheste	8	15:53.811	2 Laps	1 Lap	59.90	1:55.117	4

#### NOT CLASSIFIED

DNF	84	SP	Ricardo BRANCO	Suzuki - IMP Racing	7	11:40.459	3 Laps	1 Lap	71.37	1:37.613	4
DNF	41	EX	David ABRAHAM	Aprilia - Cambridge Motorcycles	5	7:45.495	5 Laps	2 Laps	76.71	1:30.493	5
DNF	37	SPR	Ricky WOODS	Suzuki - RW Racing	4	7:49.867	6 Laps	1 Lap	60.80	1:55.766	4
DNF	9	EX	Ross DUNNING	Suzuki - Surrey Glazing	0						

#### FASTEST LAP

41	EX	David ABRAHAM	Aprilia - Cambridge Motorcycles	5	1:30.493	78.92 mph	127.02 kph
74	SP	Daniel SINGLETON	Kawasaki - me	8	1:31.471	78.08 mph	125.66 kph
181	SPR	Robert FRANKLIN	Suzuki - RCF GARDENS	5	1:34.501	75.58 mph	121.63 kph
24	EXR	Mark REYNOLDS	Yamaha -	6	1:54.060	62.62 mph	100.77 kph

Class EX - 92.5% of Race Speed = 71.37 mph  
 Class SP - 92.5% of Race Speed = 70.23 mph  
 Class SPR - 92.5% of Race Speed = 68.61 mph  
 Class EXR - 92.5% of Race Speed = 57.16 mph

Snetterton 200  
 Circuit Length = 1.9840 miles  
 Start: 13:44 Flag 13:59 End: 14:01

Weather / Track : Rain / Wet

These results are provisional until the conclusion of any judicial and technical matters.

Clerk Of Course :	Timekeeper :
-------------------	--------------

Results can be found at [www.tsl-timing.com](http://www.tsl-timing.com)

Printed - 14:02 Sunday, 26 August 2018



# BMCRC - MRO Championships 2018 - Rnd 8 @ Snetterton 200

## BMCRC Thunderbike Extreme & BMCRC Thunderbike Sport

### RACE 10 - LAP CHART

LAP 1 @ 13:45:53.781		
NO	BEHIND	LAP TIME

42		1:37.382
41	0.616	1:37.998
43	1.089	1:38.471
74	3.258	1:40.640
64	5.793	1:43.175
181	6.773	1:44.155
96	7.339	1:44.721
77	8.637	1:46.019
84	10.512	1:47.894
48	13.394	1:50.776
143	13.834	1:51.216
333	14.660	1:52.042
24	21.508	1:58.890
37	22.036	1:59.418
196	29.708	2:07.090
40	1:06.978	2:44.360 P

LAP 2 @ 13:47:25.001		
NO	BEHIND	LAP TIME

42		1:31.220
41	3.155	1:33.759
43	3.893	1:34.024
74	7.151	1:35.113
64	9.463	1:34.890
181	10.905	1:35.352
96	12.221	1:36.102
77	16.084	1:38.667
84	19.024	1:39.732
48	25.856	1:43.682
143	25.912	1:43.298
333	27.039	1:43.599
24	46.852	1:56.564
37	49.160	1:58.344
196	58.088	1:59.600
40	1:14.698	1:38.940

LAP 3 @ 13:48:57.259		
NO	BEHIND	LAP TIME

42		1:32.258
41	3.376	1:32.479
43	4.790	1:33.155
74	8.659	1:33.766
64	10.200	1:32.995
181	14.189	1:35.542
96	15.117	1:35.154
77	21.179	1:37.353
84	24.495	1:37.729
48	36.410	1:42.812
143	36.826	1:43.172
333	37.748	1:42.967
24	1:09.522	1:54.928
37	1:13.241	1:56.339
40	1:16.985	1:34.545
196	1:21.853	1:56.023

LAP 4 @ 13:50:28.375		
NO	BEHIND	LAP TIME

42		1:31.116
41	3.026	1:30.766
43	5.811	1:32.137

74	10.311	1:32.768
64	10.695	1:31.611
181	17.602	1:34.529
96	21.172	1:37.171
77	26.424	1:36.361
84	30.992	1:37.613
48	49.227	1:43.933
333	49.613	1:42.981
143	50.797	1:45.087
40	1:19.350	1:33.481

LAP 5 @ 13:52:00.408		
NO	BEHIND	LAP TIME

42		1:32.033
24	1 Lap	1:54.188
41	1.486	1:30.493
37	1 Lap	1:55.766
43	7.884	1:34.106
64	10.988	1:32.326
74	11.993	1:33.715
196	1 Lap	1:55.117
181	20.070	1:34.501
96	24.882	1:35.743
77	31.979	1:37.588
84	37.319	1:38.360
333	58.538	1:40.958
48	1:00.010	1:42.816
143	1:01.306	1:42.542
40	1:19.772	1:32.455

LAP 6 @ 13:53:31.154		
NO	BEHIND	LAP TIME

42		1:30.746
43	11.804	1:34.666
64	12.218	1:31.976
74	14.305	1:33.058
24	1 Lap	1:54.122
181	25.165	1:35.841
96	31.846	1:37.710
196	1 Lap	1:55.372
77	38.610	1:37.377
84	46.599	1:40.026
333	1:08.153	1:40.361
48	1:10.886	1:41.622
143	1:12.469	1:41.909
40	1:20.677	1:31.651

LAP 7 @ 13:55:01.883		
NO	BEHIND	LAP TIME

42		1:30.729
64	15.470	1:33.981
43	15.598	1:34.523
74	16.735	1:33.159
181	30.885	1:36.449
96	38.587	1:37.470
77	44.626	1:36.745
24	1 Lap	1:54.060
84	54.975	1:39.105
196	1 Lap	1:57.404
333	1:16.997	1:39.573
48	1:20.486	1:40.329
40	1:23.552	1:33.604
143	1:24.780	1:43.040

LAP 8 @ 13:56:33.068		
NO	BEHIND	LAP TIME

42		1:31.185
74	17.021	1:31.471
64	17.388	1:33.103
43	18.142	1:33.729
181	34.384	1:34.684
96	43.727	1:36.325
77	49.882	1:36.441
24	1 Lap	1:56.384
333	1:28.934	1:43.122
40	1:28.947	1:36.580
48	1:31.975	1:42.674

LAP 9 @ 13:58:08.096		
NO	BEHIND	LAP TIME

42		1:35.028
143	1 Lap	1:42.339
196	2 Laps	2:03.296
64	15.676	1:33.316
74	16.198	1:34.205
43	17.689	1:34.575
181	35.748	1:36.392
96	44.079	1:35.380
77	52.028	1:37.174
40	1:27.003	1:33.084
333	1:33.216	1:39.310
24	1 Lap	1:56.034

LAP 10 @ 13:59:42.013		
NO	BEHIND	LAP TIME

42		1:33.917
48	1 Lap	1:39.588
143	1 Lap	1:41.720
64	14.223	1:32.464
74	14.962	1:32.681
43	22.072	1:38.300
196	2 Laps	1:59.909
181	37.131	1:35.300
96	47.153	1:36.991
77	56.260	1:38.149
40	1:27.577	1:34.491
333	1:39.791	1:40.492
24	1 Lap	1:54.853

Weather / Track : Rain / Wet

Results can be found at [www.tsl-timing.com](http://www.tsl-timing.com)

Snetterton 200

Circuit Length = 1.9840 miles

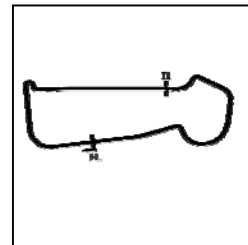
Start: 13:44 Flag 13:59 End: 14:01

Printed - 14:02 Sunday, 26 August 2018

# BMCRC - MRO Championships 2018 - Rnd 8 @ Snetterton 200

## BMCRC Thunderbike Extreme & BMCRC Thunderbike Sport

### RACE 10 - SECTOR ANALYSIS



SECTOR 1 = FL to I1, SECTOR 2 = I1 to FL, DIFF = Difference To Personal Best Lap, P = Crossed Finish Line in Pit Lane, D = Time Disallowed

P1 42 EX Alan WOOD		Suzuki - J.Clubb Aggregates & Concrete				
IDEAL LAP TIME : 1:30.001		BEST LAP TIME : 1:30.729		DIFFERENCE : 0.728		
LAP	SECTOR 1	SECTOR 2	LAP TIME	MPH	DIFF	TIME OF DAY
1 -		49.733	1:37.382	73.34	6.653	13:45:53.781
2 -	41.662	49.558	1:31.220	78.30	0.491	13:47:25.001
3 -	41.855	50.403	1:32.258	77.41	1.529	13:48:57.259
4 -	41.753	49.363	1:31.116 (3)	78.38	0.387	13:50:28.375
5 -	41.900	50.133	1:32.033	77.60	1.304	13:52:00.408
6 -	<b>41.310</b>	49.436	1:30.746 (2)	78.70	0.017	13:53:31.154
7 -	42.038	<b>48.691</b>	<b>1:30.729 (1)</b>	<b>78.72</b>		<b>13:55:01.883</b>
8 -	42.180	49.005	1:31.185	78.33	0.456	13:56:33.068
9 -	42.449	52.579	1:35.028	75.16	4.299	13:58:08.096
10 -	43.097	50.820	1:33.917	76.05	3.188	13:59:42.013

P2 64 EX Barry CHAMBERLAIN		Suzuki - Airsys.co.uk				
IDEAL LAP TIME : 1:31.611		BEST LAP TIME : 1:31.611		DIFFERENCE : 0.000		
LAP	SECTOR 1	SECTOR 2	LAP TIME	MPH	DIFF	TIME OF DAY
1 -		52.995	1:43.175	69.22	11.564	13:45:59.574
2 -	43.033	51.857	1:34.890	75.27	3.279	13:47:34.464
3 -	42.658	50.337	1:32.995	76.80	1.384	13:49:07.459
4 -	<b>41.822</b>	<b>49.789</b>	<b>1:31.611 (1)</b>	<b>77.96</b>		<b>13:50:39.070</b>
5 -	41.868	50.458	1:32.326 (3)	77.36	0.715	13:52:11.396
6 -	41.854	50.122	1:31.976 (2)	77.65	0.365	13:53:43.372
7 -	43.167	50.814	1:33.981	75.99	2.370	13:55:17.353
8 -	43.051	50.052	1:33.103	76.71	1.492	13:56:50.456
9 -	42.080	51.236	1:33.316	76.54	1.705	13:58:23.772
10 -	42.166	50.298	1:32.464	77.24	0.853	13:59:56.236

P3 74 SP Daniel SINGLETON		Kawasaki - me				
IDEAL LAP TIME : 1:31.471		BEST LAP TIME : 1:31.471		DIFFERENCE : 0.000		
LAP	SECTOR 1	SECTOR 2	LAP TIME	MPH	DIFF	TIME OF DAY
1 -		51.131	1:40.640	70.97	9.169	13:45:57.039
2 -	43.927	51.186	1:35.113	75.09	3.642	13:47:32.152
3 -	43.439	50.327	1:33.766	76.17	2.295	13:49:05.918
4 -	43.160	49.608	1:32.768 (3)	76.99	1.297	13:50:38.686
5 -	42.731	50.984	1:33.715	76.21	2.244	13:52:12.401
6 -	42.760	50.298	1:33.058	76.75	1.587	13:53:45.459
7 -	42.962	50.197	1:33.159	76.67	1.688	13:55:18.618
8 -	<b>42.143</b>	<b>49.328</b>	<b>1:31.471 (1)</b>	<b>78.08</b>		<b>13:56:50.089</b>
9 -	42.852	51.353	1:34.205	75.81	2.734	13:58:24.294
10 -	42.905	49.776	1:32.681 (2)	77.06	1.210	13:59:56.975

P4 43 EX Richard WILLISHER		Yamaha - Willsher Plant				
IDEAL LAP TIME : 1:32.137		BEST LAP TIME : 1:32.137		DIFFERENCE : 0.000		
LAP	SECTOR 1	SECTOR 2	LAP TIME	MPH	DIFF	TIME OF DAY
1 -		49.707	1:38.471	72.53	6.334	13:45:54.870
2 -	43.571	50.453	1:34.024	75.96	1.887	13:47:28.894
3 -	43.478	49.677	1:33.155 (2)	76.67	1.018	13:49:02.049
4 -	<b>42.617</b>	<b>49.520</b>	<b>1:32.137 (1)</b>	<b>77.52</b>		<b>13:50:34.186</b>
5 -	42.717	51.389	1:34.106	75.89	1.969	13:52:08.292
6 -	43.714	50.952	1:34.666	75.44	2.529	13:53:42.958
7 -	44.044	50.479	1:34.523	75.56	2.386	13:55:17.481
8 -	43.661	50.068	1:33.729 (3)	76.20	1.592	13:56:51.210
9 -	43.646	50.929	1:34.575	75.52	2.438	13:58:25.785
10 -	44.058	54.242	1:38.300	72.66	6.163	14:00:04.085

P5 181 SPR Robert FRANKLIN		Suzuki - RCF GARDENS				
IDEAL LAP TIME : 1:34.197		BEST LAP TIME : 1:34.501		DIFFERENCE : 0.304		
LAP	SECTOR 1	SECTOR 2	LAP TIME	MPH	DIFF	TIME OF DAY

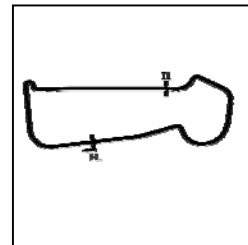
Weather / Track : Rain / Wet

Snetterton 200  
Circuit Length = 1.9840 miles  
Start: 13:44 Flag 13:59 End: 14:01

# BMCRC - MRO Championships 2018 - Rnd 8 @ Snetterton 200

## BMCRC Thunderbike Extreme & BMCRC Thunderbike Sport

### RACE 10 - SECTOR ANALYSIS



SECTOR 1 = FL to I1, SECTOR 2 = I1 to FL, DIFF = Difference To Personal Best Lap, P = Crossed Finish Line in Pit Lane, D = Time Disallowed

1 -		52.472	1:44.155	68.57	9.654	13:46:00.554
2 -	43.654	51.698	1:35.352	74.90	0.851	13:47:35.906
3 -	43.639	51.903	1:35.542	74.75	1.041	13:49:11.448
4 -	43.891	<b>50.638</b>	1:34.529 (2)	75.55	0.028	13:50:45.977
5 -	43.563	50.938	<b>1:34.501 (1)</b>	<b>75.58</b>		<b>13:52:20.478</b>
6 -	43.758	52.083	1:35.841	74.52	1.340	13:53:56.319
7 -	44.767	51.682	1:36.449	74.05	1.948	13:55:32.768
8 -	<b>43.559</b>	51.125	1:34.684 (3)	75.43	0.183	13:57:07.452
9 -	43.787	52.605	1:36.392	74.09	1.891	13:58:43.844
10 -	43.708	51.592	1:35.300	74.94	0.799	14:00:19.144

P6 96 SP Dan HARRIS			Suzuki - HP Racing			
IDEAL LAP TIME : 1:35.058		BEST LAP TIME : 1:35.154	DIFFERENCE : 0.096			
LAP	SECTOR 1	SECTOR 2	LAP TIME	MPH	DIFF	TIME OF DAY
1 -		52.827	1:44.721	68.20	9.567	13:46:01.120
2 -	44.024	52.078	1:36.102	74.32	0.948	13:47:37.222
3 -	<b>43.787</b>	51.367	<b>1:35.154 (1)</b>	<b>75.06</b>		<b>13:49:12.376</b>
4 -	45.279	51.892	1:37.171	73.50	2.017	13:50:49.547
5 -	44.472	<b>51.271</b>	1:35.743 (3)	74.60	0.589	13:52:25.290
6 -	44.841	52.869	1:37.710	73.09	2.556	13:54:03.000
7 -	45.593	51.877	1:37.470	73.27	2.316	13:55:40.470
8 -	44.446	51.879	1:36.325	74.15	1.171	13:57:16.795
9 -	44.073	51.307	1:35.380 (2)	74.88	0.226	13:58:52.175
10 -	44.929	52.062	1:36.991	73.64	1.837	14:00:29.166

P7 77 EX David MAY			Suzuki - ELP Racing			
IDEAL LAP TIME : 1:35.966		BEST LAP TIME : 1:36.361	DIFFERENCE : 0.395			
LAP	SECTOR 1	SECTOR 2	LAP TIME	MPH	DIFF	TIME OF DAY
1 -		54.513	1:46.019	67.37	9.658	13:46:02.418
2 -	44.985	53.682	1:38.667	72.39	2.306	13:47:41.085
3 -	44.139	53.214	1:37.353	73.36	0.992	13:49:18.438
4 -	44.126	52.235	<b>1:36.361 (1)</b>	<b>74.12</b>		<b>13:50:54.799</b>
5 -	44.602	52.986	1:37.588	73.19	1.227	13:52:32.387
6 -	44.113	53.264	1:37.377	73.34	1.016	13:54:09.764
7 -	44.726	<b>52.019</b>	1:36.745 (3)	73.82	0.384	13:55:46.509
8 -	<b>43.947</b>	52.494	1:36.441 (2)	74.06	0.080	13:57:22.950
9 -	44.196	52.978	1:37.174	73.50	0.813	13:59:00.124
10 -	44.662	53.487	1:38.149	72.77	1.788	14:00:38.273

P8 40 EX David SHELVEY			Suzuki - ymark.com			
IDEAL LAP TIME : 1:31.472		BEST LAP TIME : 1:31.651	DIFFERENCE : 0.179			
LAP	SECTOR 1	SECTOR 2	LAP TIME	MPH	DIFF	TIME OF DAY
1 -		IN PIT	2:44.360 P	43.45	1:12.709	13:47:00.759
2 -	OUTLAP	51.016	1:38.940	72.19	7.289	13:48:39.699
3 -	43.543	51.002	1:34.545	75.54	2.894	13:50:14.244
4 -	43.243	50.238	1:33.481	76.40	1.830	13:51:47.725
5 -	42.998	49.457	1:32.455 (2)	77.25	0.804	13:53:20.180
6 -	42.328	<b>49.323</b>	<b>1:31.651 (1)</b>	<b>77.93</b>		<b>13:54:51.831</b>
7 -	43.013	50.591	1:33.604	76.30	1.953	13:56:25.435
8 -	43.337	53.243	1:36.580	73.95	4.929	13:58:02.015
9 -	<b>42.149</b>	50.935	1:33.084 (3)	76.73	1.433	13:59:35.099
10 -	43.657	50.834	1:34.491	75.58	2.840	14:01:09.590

P9 333 SPR Robert PRICE			Suzuki -			
IDEAL LAP TIME : 1:39.221		BEST LAP TIME : 1:39.310	DIFFERENCE : 0.089			
LAP	SECTOR 1	SECTOR 2	LAP TIME	MPH	DIFF	TIME OF DAY
1 -		57.448	1:52.042	63.74	12.732	13:46:08.441
2 -	47.212	56.387	1:43.599	68.94	4.289	13:47:52.040
3 -	47.894	55.073	1:42.967	69.36	3.657	13:49:35.007
4 -	47.133	55.848	1:42.981	69.35	3.671	13:51:17.988

Weather / Track : Rain / Wet

Snetterton 200

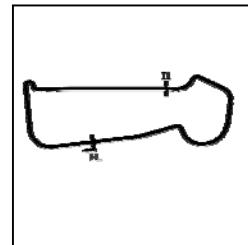
Circuit Length = 1.9840 miles

Start: 13:44 Flag 13:59 End: 14:01

# BMCRC - MRO Championships 2018 - Rnd 8 @ Snetterton 200

## BMCRC Thunderbike Extreme & BMCRC Thunderbike Sport

### RACE 10 - SECTOR ANALYSIS



SECTOR 1 = FL to I1, SECTOR 2 = I1 to FL, DIFF = Difference To Personal Best Lap, P = Crossed Finish Line in Pit Lane, D = Time Disallowed

5 -	46.184	54.774	1:40.958	70.74	1.648	13:52:58.946
6 -	45.783	54.578	1:40.361 (3)	71.16	1.051	13:54:39.307
7 -	45.608	<b>53.965</b>	1:39.573 (2)	71.73	0.263	13:56:18.880
8 -	45.465	57.657	1:43.122	69.26	3.812	13:58:02.002
9 -	<b>45.256</b>	54.054	<b>1:39.310 (1)</b>	<b>71.92</b>		<b>13:59:41.312</b>
10 -	45.716	54.776	1:40.492	71.07	1.182	14:01:21.804

P10 48 SP		Shaun WALLIS		Yamaha - Watling Tyres		
IDEAL LAP TIME : 1:39.462		BEST LAP TIME : 1:39.588		DIFFERENCE : 0.126		
LAP	SECTOR 1	SECTOR 2	LAP TIME	MPH	DIFF	TIME OF DAY

1 -		57.299	1:50.776	64.47	11.188	13:46:07.175
2 -	47.026	56.656	1:43.682	68.88	4.094	13:47:50.857
3 -	45.854	56.958	1:42.812	69.47	3.224	13:49:33.669
4 -	47.869	56.064	1:43.933	68.72	4.345	13:51:17.602
5 -	46.519	56.297	1:42.816	69.46	3.228	13:53:00.418
6 -	46.412	55.210	1:41.622 (3)	70.28	2.034	13:54:42.040
7 -	45.395	54.934	1:40.329 (2)	71.19	0.741	13:56:22.369
8 -	<b>45.350</b>	57.324	1:42.674	69.56	3.086	13:58:05.043
9 -	45.476	<b>54.112</b>	<b>1:39.588 (1)</b>	<b>71.72</b>		<b>13:59:44.631</b>

P11 143 SP		Dan BARFORD		Suzuki -		
IDEAL LAP TIME : 1:41.304		BEST LAP TIME : 1:41.720		DIFFERENCE : 0.416		
LAP	SECTOR 1	SECTOR 2	LAP TIME	MPH	DIFF	TIME OF DAY

1 -		56.586	1:51.216	64.22	9.496	13:46:07.615
2 -	48.177	55.121	1:43.298	69.14	1.578	13:47:50.913
3 -	47.521	55.651	1:43.172	69.22	1.452	13:49:34.085
4 -	48.319	56.768	1:45.087	67.96	3.367	13:51:19.172
5 -	47.529	55.013	1:42.542	69.65	0.822	13:53:01.714
6 -	47.046	54.863	1:41.909 (2)	70.08	0.189	13:54:43.623
7 -	48.570	54.470	1:43.040	69.31	1.320	13:56:26.663
8 -	<b>46.876</b>	55.463	1:42.339 (3)	69.79	0.619	13:58:09.002
9 -	47.292	<b>54.428</b>	<b>1:41.720 (1)</b>	<b>70.21</b>		<b>13:59:50.722</b>

P12 24 EXR		Mark REYNOLDS		Yamaha -		
IDEAL LAP TIME : 1:52.600		BEST LAP TIME : 1:54.060		DIFFERENCE : 1.460		
LAP	SECTOR 1	SECTOR 2	LAP TIME	MPH	DIFF	TIME OF DAY

1 -		1:01.869	1:58.890	60.07	4.830	13:46:15.289
2 -	53.593	1:02.971	1:56.564	61.27	2.504	13:48:11.853
3 -	53.292	1:01.636	1:54.928	62.14	0.868	13:50:06.781
4 -	53.748	<b>1:00.440</b>	1:54.188 (3)	62.55	0.128	13:52:00.969
5 -	<b>52.160</b>	1:01.962	1:54.122 (2)	62.58	0.062	13:53:55.091
6 -	52.293	1:01.767	<b>1:54.060 (1)</b>	<b>62.62</b>		<b>13:55:49.151</b>
7 -	52.654	1:03.730	1:56.384	61.37	2.324	13:57:45.535
8 -	52.455	1:03.579	1:56.034	61.55	1.974	13:59:41.569
9 -	54.384	1:00.469	1:54.853	62.18	0.793	14:01:36.422

P13 196 SPR		Emma PETERSON		Yamaha - Rst Concept store-Helmet City Chichester.Fisherbrow		
IDEAL LAP TIME : 1:54.757		BEST LAP TIME : 1:55.117		DIFFERENCE : 0.360		
LAP	SECTOR 1	SECTOR 2	LAP TIME	MPH	DIFF	TIME OF DAY

1 -		1:06.407	2:07.090	56.20	11.973	13:46:23.489
2 -	54.793	1:04.807	1:59.600	59.72	4.483	13:48:23.089
3 -	52.371	1:03.652	1:56.023 (3)	61.56	0.906	13:50:19.112
4 -	51.831	<b>1:03.286</b>	<b>1:55.117 (1)</b>	<b>62.04</b>		<b>13:52:14.229</b>
5 -	<b>51.471</b>	1:03.901	1:55.372 (2)	61.90	0.255	13:54:09.601
6 -	53.219	1:04.185	1:57.404	60.83	2.287	13:56:07.005
7 -	55.062	1:08.234	2:03.296	57.93	8.179	13:58:10.301
8 -	55.339	1:04.570	1:59.909	59.56	4.792	14:00:10.210

Weather / Track : Rain / Wet

Snetterton 200

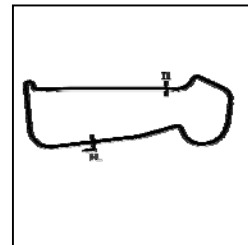
Circuit Length = 1.9840 miles

Start: 13:44 Flag 13:59 End: 14:01

# BMCRC - MRO Championships 2018 - Rnd 8 @ Snetterton 200

## BMCRC Thunderbike Extreme & BMCRC Thunderbike Sport

### RACE 10 - SECTOR ANALYSIS



SECTOR 1 = FL to I1, SECTOR 2 = I1 to FL, DIFF = Difference To Personal Best Lap, P = Crossed Finish Line in Pit Lane, D = Time Disallowed

P14 84 SP		Ricardo BRANCO		Suzuki - IMP Racing		
IDEAL LAP TIME : 1:37.466		BEST LAP TIME : 1:37.613		DIFFERENCE : 0.147		
LAP	SECTOR 1	SECTOR 2	LAP TIME	MPH	DIFF	TIME OF DAY
1 -		55.583	1:47.894	66.19	10.281	13:46:04.293
2 -	45.522	54.210	1:39.732	71.61	2.119	13:47:44.025
3 -	<b>44.033</b>	53.696	1:37.729 (2)	73.08	0.116	13:49:21.754
4 -	44.116	53.497	<b>1:37.613 (1)</b>	<b>73.17</b>		<b>13:50:59.367</b>
5 -	44.927	<b>53.433</b>	1:38.360 (3)	72.61	0.747	13:52:37.727
6 -	44.607	55.419	1:40.026	71.40	2.413	13:54:17.753
7 -	45.149	53.956	1:39.105	72.07	1.492	13:55:56.858

P15 41 EX		David ABRAHAM		Aprilia - Cambridge Motorcycles		
IDEAL LAP TIME : 1:30.169		BEST LAP TIME : 1:30.493		DIFFERENCE : 0.324		
LAP	SECTOR 1	SECTOR 2	LAP TIME	MPH	DIFF	TIME OF DAY
1 -		50.313	1:37.998	72.88	7.505	13:45:54.397
2 -	43.249	50.510	1:33.759	76.17	3.266	13:47:28.156
3 -	43.173	49.306	1:32.479 (3)	77.23	1.986	13:49:00.635
4 -	42.462	<b>48.304</b>	1:30.766 (2)	78.69	0.273	13:50:31.401
5 -	<b>41.865</b>	48.628	<b>1:30.493 (1)</b>	<b>78.92</b>		<b>13:52:01.894</b>

P16 37 SPR		Ricky WOODS		Suzuki - RW Racing		
IDEAL LAP TIME : 1:55.006		BEST LAP TIME : 1:55.766		DIFFERENCE : 0.760		
LAP	SECTOR 1	SECTOR 2	LAP TIME	MPH	DIFF	TIME OF DAY
1 -		<b>1:01.229</b>	1:59.418	59.81	3.652	13:46:15.817
2 -	55.146	1:03.198	1:58.344 (3)	60.35	2.578	13:48:14.161
3 -	54.398	1:01.941	1:56.339 (2)	61.39	0.573	13:50:10.500
4 -	<b>53.777</b>	1:01.989	<b>1:55.766 (1)</b>	<b>61.69</b>		<b>13:52:06.266</b>

# BMCRC - MRO Championships 2018 - Rnd 8 @ Snetterton 200

## BMCRC Thunderbike Extreme & BMCRC Thunderbike Sport

### RACE 10 - BEST SECTORS

SECTOR 1			SECTOR 2			IDEAL / BEST COMPARISON						
POS	NO	NAME	TIME	NO	NAME	TIME	POS	NO	NAME	IDEAL	BEST	DIFF
									<b>PERFECT LAP</b>	<b>1:29.614</b>		
1	42	WOOD	<b>41.310</b>	41	ABRAHAM	<b>48.304</b>	1	42	WOOD	1:30.001	1:30.729	0.728
2	64	CHAMBERLAIN	<b>41.822</b>	42	WOOD	<b>48.691</b>	2	41	ABRAHAM	1:30.169	1:30.493	0.324
3	41	ABRAHAM	<b>41.865</b>	40	SHELVEY	<b>49.323</b>	3	74	SINGLETON	1:31.471	1:31.471	0.000
4	74	SINGLETON	<b>42.143</b>	74	SINGLETON	<b>49.328</b>	4	40	SHELVEY	1:31.472	1:31.651	0.179
5	40	SHELVEY	<b>42.149</b>	43	WILLSHER	<b>49.520</b>	5	64	CHAMBERLAIN	1:31.611	1:31.611	0.000
6	43	WILLSHER	<b>42.617</b>	64	CHAMBERLAIN	<b>49.789</b>	6	43	WILLSHER	1:32.137	1:32.137	0.000
7	181	FRANKLIN	<b>43.559</b>	181	FRANKLIN	<b>50.638</b>	7	181	FRANKLIN	1:34.197	1:34.501	0.304
8	96	HARRIS	<b>43.787</b>	96	HARRIS	<b>51.271</b>	8	96	HARRIS	1:35.058	1:35.154	0.096
9	77	MAY	<b>43.947</b>	77	MAY	<b>52.019</b>	9	77	MAY	1:35.966	1:36.361	0.395
10	84	BRANCO	<b>44.033</b>	84	BRANCO	<b>53.433</b>	10	84	BRANCO	1:37.466	1:37.613	0.147
11	333	PRICE	<b>45.256</b>	333	PRICE	<b>53.965</b>	11	333	PRICE	1:39.221	1:39.310	0.089
12	48	WALLIS	<b>45.350</b>	48	WALLIS	<b>54.112</b>	12	48	WALLIS	1:39.462	1:39.588	0.126
13	143	BARFORD	<b>46.876</b>	143	BARFORD	<b>54.428</b>	13	143	BARFORD	1:41.304	1:41.720	0.416
14	196	PETERSON	<b>51.471</b>	24	REYNOLDS	<b>1:00.440</b>	14	24	REYNOLDS	1:52.600	1:54.060	1.460
15	24	REYNOLDS	<b>52.160</b>	37	WOODS	<b>1:01.229</b>	15	196	PETERSON	1:54.757	1:55.117	0.360
16	37	WOODS	<b>53.777</b>	196	PETERSON	<b>1:03.286</b>	16	37	WOODS	1:55.006	1:55.766	0.760
17												

Weather / Track : Rain / Wet

Results can be found at [www.tsl-timing.com](http://www.tsl-timing.com)

Snetterton 200

Circuit Length = 1.9840 miles

Start: 13:44 Flag 13:59 End: 14:01

Printed - 14:02 Sunday, 26 August 2018

BMCRC-MRO Championships 2018



## DFDS Yamaha Past Masters

Snetterton 200 Circuit

25<sup>th</sup> / 26<sup>th</sup> August 2018



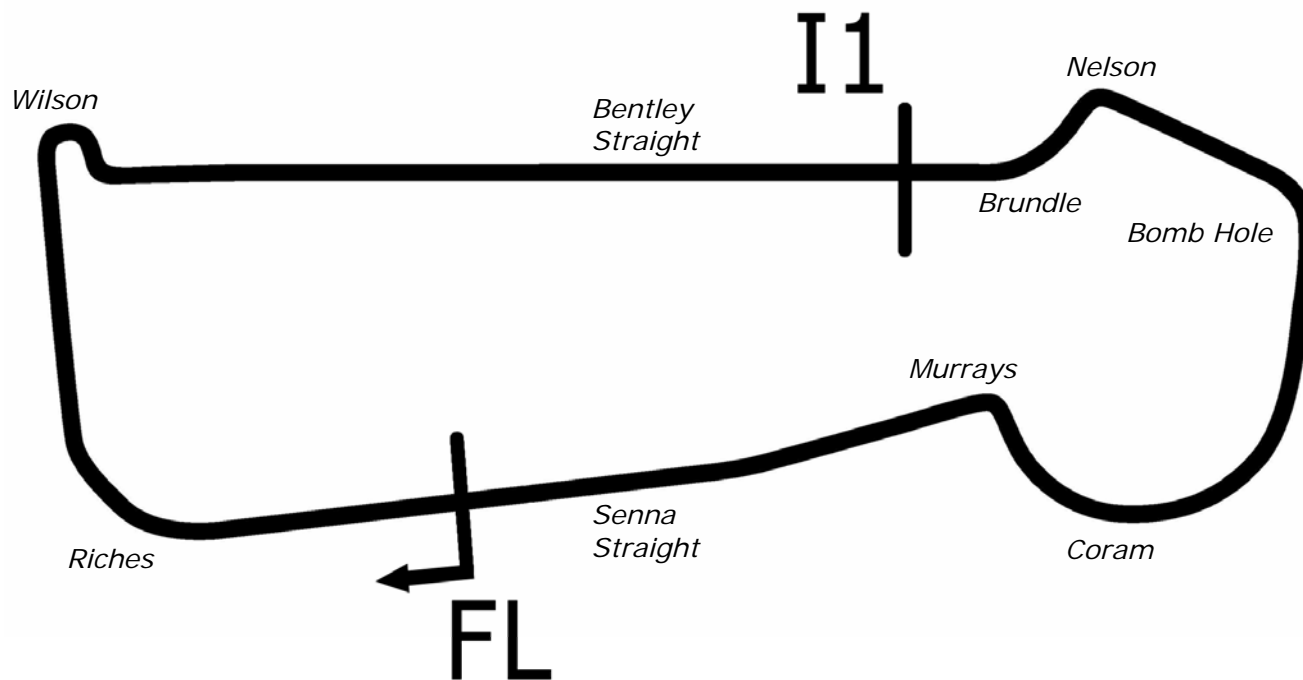
Results Provided by Timing Solutions Ltd  
[www.tsl-timing.com](http://www.tsl-timing.com)

# Snetterton 200



SPORTS TIMING

TIMING SOLUTIONS LTD



Length	1.9840 miles	3193.0 m	
FL		52.46340 N	0.94476 E
I1	1612m	52.46617 N	0.94964 E
Pit Entry	2987m	52.46364 N	0.94774 E
Pit Exit	40m after FL	52.46338 N	0.94420 E
Pit Entry–Pit Exit 246m, 14.7s @60kph, 11.0s @80kph			

All results available at [www.tsl-timing.com](http://www.tsl-timing.com)

**BMCRC - MRO Championships 2018 - Rnd 8 @ Snetterton 200**
**DFDS Seaways Yamaha Past Masters**
**QUALIFYING - CLASSIFICATION**

POS	NO	CL	PIC NAME	ENTRY	TIME	ON	LAPS	GAP	DIFF	MPH
1	79		1 Neil MACQUEEN	Yamaha -	1:23.897	4	5			85.13
2	19		2 Peter BRANTON	Yamaha -	1:24.982	6	9	1.085	1.085	84.04
3	86	C	1 Jamie KELMAN	Yamaha - Fastlane motorcycles	1:25.021	6	9	1.124	0.039	84.00
4	81		3 Scott GRANT	Yamaha - SEAGER engineering/ Motaa Cycle Parts	1:25.269	7	9	1.372	0.248	83.76
5	70	C	2 Andrew BURSCOUGH	Yamaha - Apollo Tuning	1:25.762	4	9	1.865	0.493	83.28
6	13		4 Doug EDMONDSON	Yamaha - Anyone want to lend me a bike for the Classic 1	1:26.008	7	9	2.111	0.246	83.04
7	125		5 Ben MILES	Yamaha - Allspeed	1:26.314	7	7	2.417	0.306	82.75
8	24	R	1 Scott CARSON	Yamaha - Bridge motorcycles, Two wheel technics	1:26.646	7	9	2.749	0.332	82.43
9	74		6 Paul WHITBY	Yamaha -	1:26.745	7	8	2.848	0.099	82.33
10	83	C	3 Paul GODBOLD	Yamaha - Hill farm tree services	1:27.983	7	7	4.086	1.238	81.18
11	95	R	2 Simon CLARK	Yamaha - Towan Motors	1:28.510	8	8	4.613	0.527	80.69
12	57	R	3 Geoff MOOK	Yamaha -	1:29.644	8	8	5.747	1.134	79.67
13	21		7 Ben HUNTER	Yamaha -	1:31.256	5	7	7.359	1.612	78.26
14	60	R	4 Daniel GOUGH	Yamaha - G Force Motorcycles	1:32.823	8	8	8.926	1.567	76.94
15	100	R	5 Joe GRIGGS	Yamaha - www.ypmrc.co.uk	1:35.283	7	8	11.386	2.460	74.96
16	67	R	6 Mark BAILEY	Yamaha - Gforce motorcycles	1:48.899	7	7	25.002	13.616	65.58
17	97		8 Reece GUYETT	Yamaha - rose mot			0			

**Weather / Track : Bright / Dry**
**These results are provisional until the conclusion of any judicial and technical matters.**

Snetterton 200

Circuit Length = 1.9840 miles

Start: 10:54 Flag 11:06 End: 11:07

Clerk Of Course :

Timekeeper :

 Results can be found at [www.tsl-timing.com](http://www.tsl-timing.com)

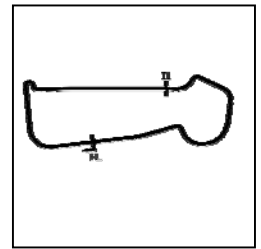
Printed - 11:08 Saturday, 25 August 2018



# BMCRC - MRO Championships 2018 - Rnd 8 @ Snetterton 200

## DFDS Seaways Yamaha Past Masters

### QUALIFYING - SECTOR ANALYSIS



SECTOR 1 = FL to I1, SECTOR 2 = I1 to FL, DIFF = Difference To Personal Best Lap, P = Crossed Finish Line in Pit Lane, D = Time Disallowed

P1 79		Neil MACQUEEN		Yamaha -		
IDEAL LAP TIME : 1:23.897		BEST LAP TIME : 1:23.897		DIFFERENCE : 0.000		
LAP	SECTOR 1	SECTOR 2	LAP TIME	MPH	DIFF	TIME OF DAY
1 -	44.354	48.642	1:32.996 (3)	76.80	9.099	10:56:25.670
2 -	54.386	IN PIT	4:03.156 P	29.37	2:39.259	11:00:28.826
3 -	OUTLAP	44.722	1:29.118	80.14	5.221	11:01:57.944
4 -	<b>40.072</b>	<b>43.825</b>	<b>1:23.897 (1)</b>	<b>85.13</b>		<b>11:03:21.841</b>
5 -	40.250	44.160	1:24.410 (2)	84.61	0.513	11:04:46.251

P2 19		Peter BRANTON		Yamaha -		
IDEAL LAP TIME : 1:24.982		BEST LAP TIME : 1:24.982		DIFFERENCE : 0.000		
LAP	SECTOR 1	SECTOR 2	LAP TIME	MPH	DIFF	TIME OF DAY
1 -	42.196	46.351	1:28.547	80.66	3.565	10:55:45.358
2 -	41.263	44.707	1:25.970	83.08	0.988	10:57:11.328
3 -	40.998	45.505	1:26.503	82.56	1.521	10:58:37.831
4 -	40.882	45.670	1:26.552	82.52	1.570	11:00:04.383
5 -	41.043	44.510	1:25.553 (3)	83.48	0.571	11:01:29.936
6 -	<b>40.596</b>	<b>44.386</b>	<b>1:24.982 (1)</b>	<b>84.04</b>		<b>11:02:54.918</b>
7 -	40.764	45.151	1:25.915	83.13	0.933	11:04:20.833
8 -	40.805	45.022	1:25.827	83.22	0.845	11:05:46.660
9 -	40.795	44.484	1:25.279 (2)	83.75	0.297	11:07:11.939

P3 86 C		Jamie KELMAN		Yamaha - Fastlane motorcycles		
IDEAL LAP TIME : 1:24.890		BEST LAP TIME : 1:25.021		DIFFERENCE : 0.131		
LAP	SECTOR 1	SECTOR 2	LAP TIME	MPH	DIFF	TIME OF DAY
1 -	42.884	47.341	1:30.225	79.16	5.204	10:55:45.343
2 -	41.315	44.986	1:26.301	82.76	1.280	10:57:11.644
3 -	40.885	45.316	1:26.201	82.85	1.180	10:58:37.845
4 -	40.695	45.931	1:26.626	82.45	1.605	11:00:04.471
5 -	40.962	44.732	1:25.694 (2)	83.34	0.673	11:01:30.165
6 -	40.741	<b>44.280</b>	<b>1:25.021 (1)</b>	<b>84.00</b>		<b>11:02:55.186</b>
7 -	<b>40.610</b>	45.092	1:25.702 (3)	83.34	0.681	11:04:20.888
8 -	40.784	45.407	1:26.191	82.86	1.170	11:05:47.079
9 -	41.855	45.593	1:27.448	81.67	2.427	11:07:14.527

P4 81		Scott GRANT		Yamaha - SEAGER engineering/ Motaa Cycle Parts		
IDEAL LAP TIME : 1:25.086		BEST LAP TIME : 1:25.269		DIFFERENCE : 0.183		
LAP	SECTOR 1	SECTOR 2	LAP TIME	MPH	DIFF	TIME OF DAY
1 -	42.810	46.814	1:29.624	79.69	4.355	10:55:47.100
2 -	41.001	46.797	1:27.798	81.35	2.529	10:57:14.898
3 -	41.454	50.754	1:32.208	77.46	6.939	10:58:47.106
4 -	41.246	45.091	1:26.337 (3)	82.72	1.068	11:00:13.443
5 -	41.197	45.047	1:26.244 (2)	82.81	0.975	11:01:39.687
6 -	41.166	45.219	1:26.385	82.68	1.116	11:03:06.072
7 -	40.717	<b>44.552</b>	<b>1:25.269 (1)</b>	<b>83.76</b>		<b>11:04:31.341</b>
8 -	<b>40.534</b>	45.985	1:26.519	82.55	1.250	11:05:57.860
9 -	41.427	46.863	1:28.290	80.89	3.021	11:07:26.150

P5 70 C		Andrew BURSCOUGH		Yamaha - Apollo Tuning		
IDEAL LAP TIME : 1:25.762		BEST LAP TIME : 1:25.762		DIFFERENCE : 0.000		
LAP	SECTOR 1	SECTOR 2	LAP TIME	MPH	DIFF	TIME OF DAY
1 -	43.024	46.835	1:29.859	79.48	4.097	10:55:46.068
2 -	41.294	45.168	1:26.462	82.60	0.700	10:57:12.530
3 -	41.077	45.322	1:26.399 (3)	82.66	0.637	10:58:38.929
4 -	<b>40.923</b>	<b>44.839</b>	<b>1:25.762 (1)</b>	<b>83.28</b>		<b>11:00:04.691</b>
5 -	41.318	44.930	1:26.248 (2)	82.81	0.486	11:01:30.939
6 -	41.188	45.559	1:26.747	82.33	0.985	11:02:57.686
7 -	41.907	46.477	1:28.384	80.81	2.622	11:04:26.070
8 -	44.701	46.432	1:31.133	78.37	5.371	11:05:57.203

Weather / Track : Bright / Dry

Snetterton 200

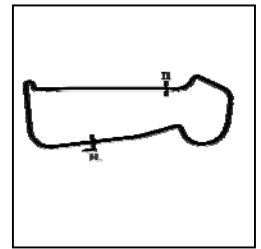
Circuit Length = 1.9840 miles

Start: 10:54 Flag 11:06 End: 11:07

# BMCRC - MRO Championships 2018 - Rnd 8 @ Snetterton 200

## DFDS Seaways Yamaha Past Masters

### QUALIFYING - SECTOR ANALYSIS



SECTOR 1 = FL to I1, SECTOR 2 = I1 to FL, DIFF = Difference To Personal Best Lap, P = Crossed Finish Line in Pit Lane, D = Time Disallowed

9 - 42.761 46.559 1:29.320 79.96 3.558 11:07:26.523

<b>P6 13</b>		<b>Doug EDMONDSON</b>		Yamaha - Anyone want to lend me a bike for the Classic TT 201			
IDEAL LAP TIME : 1:25.837		BEST LAP TIME : 1:26.008		DIFFERENCE : 0.171			
LAP	SECTOR 1	SECTOR 2	LAP TIME	MPH	DIFF	TIME OF DAY	
1 -	43.460	47.669	1:31.129	78.37	5.121	10:55:45.468	
2 -	42.330	47.013	1:29.343	79.94	3.335	10:57:14.811	
3 -	41.373	46.195	1:27.568	81.56	1.560	10:58:42.379	
4 -	41.330	46.035	1:27.365	81.75	1.357	11:00:09.744	
5 -	41.436	45.703	1:27.139	81.96	1.131	11:01:36.883	
6 -	41.298	45.019	1:26.317 (2)	82.74	0.309	11:03:03.200	
7 -	40.997	<b>45.011</b>	<b>1:26.008 (1)</b>	<b>83.04</b>		<b>11:04:29.208</b>	
8 -	<b>40.826</b>	45.660	1:26.486 (3)	82.58	0.478	11:05:55.694	
9 -	41.081	45.960	1:27.041	82.05	1.033	11:07:22.735	

<b>P7 125</b>		<b>Ben MILES</b>		Yamaha - Allspeed			
IDEAL LAP TIME : 1:26.314		BEST LAP TIME : 1:26.314		DIFFERENCE : 0.000			
LAP	SECTOR 1	SECTOR 2	LAP TIME	MPH	DIFF	TIME OF DAY	
1 -	OUTLAP	53.092	1:43.831	68.79	17.517	10:57:46.409	
2 -	44.813	47.709	1:32.522	77.19	6.208	10:59:18.931	
3 -	42.109	46.444	1:28.553	80.65	2.239	11:00:47.484	
4 -	42.046	45.927	1:27.973 (3)	81.19	1.659	11:02:15.457	
5 -	42.497	46.212	1:28.709	80.51	2.395	11:03:44.166	
6 -	41.735	45.082	1:26.817 (2)	82.27	0.503	11:05:10.983	
7 -	<b>41.386</b>	<b>44.928</b>	<b>1:26.314 (1)</b>	<b>82.75</b>		<b>11:06:37.297</b>	

<b>P8 24 R</b>		<b>Scott CARSON</b>		Yamaha - Bridge motorcycles, Two wheel technics			
IDEAL LAP TIME : 1:26.557		BEST LAP TIME : 1:26.646		DIFFERENCE : 0.089			
LAP	SECTOR 1	SECTOR 2	LAP TIME	MPH	DIFF	TIME OF DAY	
1 -	42.871	47.164	1:30.035	79.33	3.389	10:55:45.811	
2 -	42.190	46.181	1:28.371	80.82	1.725	10:57:14.182	
3 -	41.927	45.830	1:27.757	81.38	1.111	10:58:41.939	
4 -	41.527	45.809	1:27.336	81.78	0.690	11:00:09.275	
5 -	41.613	45.929	1:27.542	81.58	0.896	11:01:36.817	
6 -	41.445	45.838	1:27.283 (3)	81.83	0.637	11:03:04.100	
7 -	41.077	<b>45.569</b>	<b>1:26.646 (1)</b>	<b>82.43</b>		<b>11:04:30.746</b>	
8 -	<b>40.988</b>	46.040	1:27.028 (2)	82.07	0.382	11:05:57.774	
9 -	41.428	46.292	1:27.720	81.42	1.074	11:07:25.494	

<b>P9 74</b>		<b>Paul WHITBY</b>		Yamaha -			
IDEAL LAP TIME : 1:26.480		BEST LAP TIME : 1:26.745		DIFFERENCE : 0.265			
LAP	SECTOR 1	SECTOR 2	LAP TIME	MPH	DIFF	TIME OF DAY	
1 -	52.840	48.895	1:41.735	70.20	14.990	10:56:00.256	
2 -	41.677	47.975	1:29.652	79.66	2.907	10:57:29.908	
3 -	41.930	<b>45.609</b>	1:27.539 (3)	81.59	0.794	10:58:57.447	
4 -	41.913	46.056	1:27.969	81.19	1.224	11:00:25.416	
5 -	41.065	46.569	1:27.634	81.50	0.889	11:01:53.050	
6 -	40.964	45.798	1:26.762 (2)	82.32	0.017	11:03:19.812	
7 -	<b>40.871</b>	45.874	<b>1:26.745 (1)</b>	<b>82.33</b>		<b>11:04:46.557</b>	
8 -	41.646	46.015	1:27.661	81.47	0.916	11:06:14.218	

<b>P10 83 C</b>		<b>Paul GODBOLD</b>		Yamaha - Hill farm tree services			
IDEAL LAP TIME : 1:27.399		BEST LAP TIME : 1:27.983		DIFFERENCE : 0.584			
LAP	SECTOR 1	SECTOR 2	LAP TIME	MPH	DIFF	TIME OF DAY	
1 -	45.447	IN PIT	1:50.584 P	64.58	22.601	10:56:52.282	
2 -	OUTLAP	46.746	1:33.837	76.11	5.854	10:58:26.119	
3 -	42.036	46.885	1:28.921	80.32	0.938	10:59:55.040	
4 -	42.637	<b>45.753</b>	1:28.390 (2)	80.80	0.407	11:01:23.430	
5 -	43.206	46.481	1:29.687	79.63	1.704	11:02:53.117	

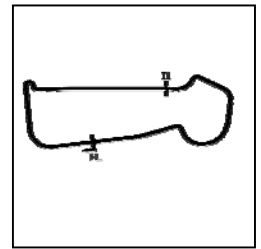
Weather / Track : Bright / Dry

Snetterton 200  
Circuit Length = 1.9840 miles  
Start: 10:54 Flag 11:06 End: 11:07

# BMCRC - MRO Championships 2018 - Rnd 8 @ Snetterton 200

## DFDS Seaways Yamaha Past Masters

### QUALIFYING - SECTOR ANALYSIS



SECTOR 1 = FL to I1, SECTOR 2 = I1 to FL, DIFF = Difference To Personal Best Lap, P = Crossed Finish Line in Pit Lane, D = Time Disallowed

6 -	42.797	46.056	1:28.853 (3)	80.38	0.870	11:04:21.970
7 -	<b>41.646</b>	46.337	<b>1:27.983 (1)</b>	<b>81.18</b>		<b>11:05:49.953</b>

<b>P11</b>	<b>95 R</b>	<b>Simon CLARK</b>	Yamaha - Towan Motors			
IDEAL LAP TIME : 1:28.510		BEST LAP TIME : 1:28.510		DIFFERENCE : 0.000		
LAP	SECTOR 1	SECTOR 2	LAP TIME	MPH	DIFF	TIME OF DAY
1 -	47.302	49.652	1:36.954	73.66	8.444	10:55:56.899
2 -	43.846	48.429	1:32.275	77.40	3.765	10:57:29.174
3 -	43.572	47.547	1:31.119	78.38	2.609	10:59:00.293
4 -	43.194	46.936	1:30.130	79.24	1.620	11:00:30.423
5 -	43.226	46.164	1:29.390 (2)	79.90	0.880	11:01:59.813
6 -	42.695	46.823	1:29.518	79.78	1.008	11:03:29.331
7 -	42.982	46.412	1:29.394 (3)	79.89	0.884	11:04:58.725
8 -	<b>42.508</b>	<b>46.002</b>	<b>1:28.510 (1)</b>	<b>80.69</b>		<b>11:06:27.235</b>

<b>P12</b>	<b>57 R</b>	<b>Geoff MOOK</b>	Yamaha -			
IDEAL LAP TIME : 1:29.561		BEST LAP TIME : 1:29.644		DIFFERENCE : 0.083		
LAP	SECTOR 1	SECTOR 2	LAP TIME	MPH	DIFF	TIME OF DAY
1 -	48.097	49.661	1:37.758	73.06	8.114	10:55:57.214
2 -	44.307	48.501	1:32.808	76.96	3.164	10:57:30.022
3 -	43.357	47.845	1:31.202	78.31	1.558	10:59:01.224
4 -	43.593	47.296	1:30.889	78.58	1.245	11:00:32.113
5 -	44.133	46.803	1:30.936	78.54	1.292	11:02:03.049
6 -	43.127	46.800	1:29.927 (2)	79.42	0.283	11:03:32.976
7 -	43.373	<b>46.619</b>	1:29.992 (3)	79.36	0.348	11:05:02.968
8 -	<b>42.942</b>	46.702	<b>1:29.644 (1)</b>	<b>79.67</b>		<b>11:06:32.612</b>

<b>P13</b>	<b>21</b>	<b>Ben HUNTER</b>	Yamaha -			
IDEAL LAP TIME : 1:31.191		BEST LAP TIME : 1:31.256		DIFFERENCE : 0.065		
LAP	SECTOR 1	SECTOR 2	LAP TIME	MPH	DIFF	TIME OF DAY
1 -	45.280	48.748	1:34.028	75.96	2.772	10:56:34.171
2 -	43.325	48.805	1:32.130	77.52	0.874	10:58:06.301
3 -	43.206	48.558	1:31.764 (2)	77.83	0.508	10:59:38.065
4 -	43.323	48.611	1:31.934 (3)	77.69	0.678	11:01:09.999
5 -	43.130	<b>48.126</b>	<b>1:31.256 (1)</b>	<b>78.26</b>		<b>11:02:41.255</b>
6 -	<b>43.065</b>	48.919	1:31.984	77.64	0.728	11:04:13.239
7 -	43.103	48.980	1:32.083	77.56	0.827	11:05:45.322

<b>P14</b>	<b>60 R</b>	<b>Daniel GOUGH</b>	Yamaha - G Force Motorcycles			
IDEAL LAP TIME : 1:32.823		BEST LAP TIME : 1:32.823		DIFFERENCE : 0.000		
LAP	SECTOR 1	SECTOR 2	LAP TIME	MPH	DIFF	TIME OF DAY
1 -	55.754	52.773	1:48.527	65.81	15.704	10:56:09.677
2 -	47.423	52.079	1:39.502	71.78	6.679	10:57:49.179
3 -	47.300	50.594	1:37.894	72.96	5.071	10:59:27.073
4 -	45.384	50.407	1:35.791	74.56	2.968	11:01:02.864
5 -	45.649	50.233	1:35.882	74.49	3.059	11:02:38.746
6 -	45.122	49.604	1:34.726 (3)	75.40	1.903	11:04:13.472
7 -	44.799	49.554	1:34.353 (2)	75.70	1.530	11:05:47.825
8 -	<b>43.585</b>	<b>49.238</b>	<b>1:32.823 (1)</b>	<b>76.94</b>		<b>11:07:20.648</b>

<b>P15</b>	<b>100 R</b>	<b>Joe GRIGGS</b>	Yamaha - www.ypmrc.co.uk			
IDEAL LAP TIME : 1:34.419		BEST LAP TIME : 1:35.283		DIFFERENCE : 0.864		
LAP	SECTOR 1	SECTOR 2	LAP TIME	MPH	DIFF	TIME OF DAY
1 -	53.705	54.086	1:47.791	66.26	12.508	10:56:09.361
2 -	47.139	52.364	1:39.503	71.78	4.220	10:57:48.864
3 -	46.152	51.093	1:37.245	73.44	1.962	10:59:26.109
4 -	45.532	50.854	1:36.386 (3)	74.10	1.103	11:01:02.495
5 -	46.231	50.297	1:36.528	73.99	1.245	11:02:39.023
6 -	45.776	<b>49.981</b>	1:35.757 (2)	74.59	0.474	11:04:14.780

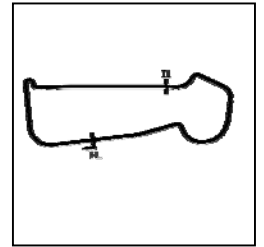
Weather / Track : Bright / Dry

Snetterton 200  
Circuit Length = 1.9840 miles  
Start: 10:54 Flag 11:06 End: 11:07

# BMCRC - MRO Championships 2018 - Rnd 8 @ Snetterton 200

## DFDS Seaways Yamaha Past Masters

### QUALIFYING - SECTOR ANALYSIS



SECTOR 1 = FL to I1, SECTOR 2 = I1 to FL, DIFF = Difference To Personal Best Lap, P = Crossed Finish Line in Pit Lane, D = Time Disallowed

7 -	45.016	50.267	<b>1:35.283 (1)</b>	<b>74.96</b>		<b>11:05:50.063</b>
8 -	<b>44.438</b>	52.223	1:36.661	73.89	1.378	11:07:26.724

P16 67 R		Mark BAILEY		Yamaha - Gforce motorcycles			
IDEAL LAP TIME : 1:48.650		BEST LAP TIME : 1:48.899		DIFFERENCE : 0.249			
LAP	SECTOR 1	SECTOR 2	LAP TIME	MPH	DIFF	TIME OF DAY	
1 -	57.341	1:02.237	1:59.578	59.73	10.679	10:56:21.567	
2 -	51.473	59.367	1:50.840 (3)	64.44	1.941	10:58:12.407	
3 -	52.168	58.963	1:51.131	64.27	2.232	11:00:03.538	
4 -	53.494	1:01.406	1:54.900	62.16	6.001	11:01:58.438	
5 -	52.409	1:00.229	1:52.638	63.41	3.739	11:03:51.076	
6 -	<b>51.393</b>	58.309	1:49.702 (2)	65.10	0.803	11:05:40.778	
7 -	51.642	<b>57.257</b>	<b>1:48.899 (1)</b>	<b>65.58</b>		<b>11:07:29.677</b>	

Weather / Track : Bright / Dry

Results can be found at [www.tsl-timing.com](http://www.tsl-timing.com)

Page 4 of 4

Snetterton 200  
 Circuit Length = 1.9840 miles  
 Start: 10:54 Flag 11:06 End: 11:07

Printed - 11:08 Saturday, 25 August 2018

# BMCRC - MRO Championships 2018 - Rnd 8 @ Snetterton 200

## DFDS Seaways Yamaha Past Masters

### QUALIFYING - BEST SECTORS

SECTOR 1			SECTOR 2			IDEAL / BEST COMPARISON						
POS	NO	NAME	TIME	NO	NAME	TIME	POS	NO	NAME	IDEAL	BEST	DIFF
									<b>PERFECT LAP</b>	<b>1:23.897</b>		
1	79	MACQUEEN	<b>40.072</b>	79	MACQUEEN	<b>43.825</b>	1	79	MACQUEEN	1:23.897	1:23.897	0.000
2	81	GRANT	<b>40.534</b>	86	KELMAN	<b>44.280</b>	2	86	KELMAN	1:24.890	1:25.021	0.131
3	19	BRANTON	<b>40.596</b>	19	BRANTON	<b>44.386</b>	3	19	BRANTON	1:24.982	1:24.982	0.000
4	86	KELMAN	<b>40.610</b>	81	GRANT	<b>44.552</b>	4	81	GRANT	1:25.086	1:25.269	0.183
5	13	EDMONDSON	<b>40.826</b>	70	BURSCOUGH	<b>44.839</b>	5	70	BURSCOUGH	1:25.762	1:25.762	0.000
6	74	WHITBY	<b>40.871</b>	125	MILES	<b>44.928</b>	6	13	EDMONDSON	1:25.837	1:26.008	0.171
7	70	BURSCOUGH	<b>40.923</b>	13	EDMONDSON	<b>45.011</b>	7	125	MILES	1:26.314	1:26.314	0.000
8	24	CARSON	<b>40.988</b>	24	CARSON	<b>45.569</b>	8	74	WHITBY	1:26.480	1:26.745	0.265
9	125	MILES	<b>41.386</b>	74	WHITBY	<b>45.609</b>	9	24	CARSON	1:26.557	1:26.646	0.089
10	83	GODBOLD	<b>41.646</b>	83	GODBOLD	<b>45.753</b>	10	83	GODBOLD	1:27.399	1:27.983	0.584
11	95	CLARK	<b>42.508</b>	95	CLARK	<b>46.002</b>	11	95	CLARK	1:28.510	1:28.510	0.000
12	57	MOOK	<b>42.942</b>	57	MOOK	<b>46.619</b>	12	57	MOOK	1:29.561	1:29.644	0.083
13	21	HUNTER	<b>43.065</b>	21	HUNTER	<b>48.126</b>	13	21	HUNTER	1:31.191	1:31.256	0.065
14	60	GOUGH	<b>43.585</b>	60	GOUGH	<b>49.238</b>	14	60	GOUGH	1:32.823	1:32.823	0.000
15	100	GRIGGS	<b>44.438</b>	100	GRIGGS	<b>49.981</b>	15	100	GRIGGS	1:34.419	1:35.283	0.864
16	67	BAILEY	<b>51.393</b>	67	BAILEY	<b>57.257</b>	16	67	BAILEY	1:48.650	1:48.899	0.249
17												

Weather / Track : Bright / Dry

Results can be found at [www.tsl-timing.com](http://www.tsl-timing.com)

Snetterton 200

Circuit Length = 1.9840 miles

Start: 10:54 Flag 11:06 End: 11:07

Printed - 11:09 Saturday, 25 August 2018

**BMCRC - MRO Championships 2018 - Rnd 8 @ Snetterton 200**
**DFDS Seaways Yamaha Past Masters**
**RACE 7 - GRID (8 Laps)**

ROW 6	1	17	97	Reece GUYETT	16	67	Mark BAILEY	1:48.899	
ROW 5		15	100	Joe GRIGGS	14	60	Daniel GOUGH	1:32.823	
					13	21	Ben HUNTER	1:31.256	
ROW 4	12	57	Geoff MOOK	1:29.644	11	95	Simon CLARK	1:28.510	
					10	83	Paul GODBOLD	1:27.983	
ROW 3		9	74	Paul WHITBY	1:26.745	8	24	Scott CARSON	1:26.646
					7	125	Ben MILES	1:26.314	
ROW 2	6	13	Doug EDMONDSON	1:26.008	5	70	Andrew BURSCOUGH	1:25.762	
					4	81	Scott GRANT	1:25.269	
ROW 1		3	86	Jamie KELMAN	1:25.021	2	19	Peter BRANTON	1:24.982
					1	79	Neil MACQUEEN	1:23.897	
								<b>Pole</b>	

Snetterton 200  
Circuit Length = 1.9840 miles

These results are provisional until the conclusion of any judicial and technical matters.

Clerk Of Course :		Timekeeper :
-------------------	--	--------------

Results can be found at [www.tsl-timing.com](http://www.tsl-timing.com)

Printed - 11:10 Saturday, 25 August 2018



**BMCRC - MRO Championships 2018 - Rnd 8 @ Snetterton 200**
**DFDS Seaways Yamaha Past Masters**
**RACE 7 - CLASSIFICATION**

POS	NO	CL	PIC NAME	ENTRY	LAPS	TIME	GAP	DIFF	MPH	BEST	ON
1	19		1 Peter BRANTON	Yamaha -	8	11:17.556			84.33	1:23.261	7
2	79		2 Neil MACQUEEN	Yamaha -	8	11:17.835	0.279	0.279	84.29	1:23.485	3
3	86	C	1 Jamie KELMAN	Yamaha - Fastlane motorcycles	8	11:17.979	0.423	0.144	84.28	1:23.362	3
4	70	C	2 Andrew BURSCOUGH	Yamaha - Apollo Tuning	8	11:23.296	5.740	5.317	83.62	1:24.041	3
5	81		3 Scott GRANT	Yamaha - SEAGER engineering/ Motaa Cycle Parts	8	11:23.643	6.087	0.347	83.58	1:23.905	3
6	125		4 Ben MILES	Yamaha - Allspeed	8	11:25.050	7.494	1.407	83.41	1:24.039	8
7	74		5 Paul WHITBY	Yamaha -	8	11:33.382	15.826	8.332	82.40	1:25.161	2
8	24	R	1 Scott CARSON	Yamaha - Bridge motorcycles, Two wheel technics	8	11:44.347	26.791	10.965	81.12	1:25.602	2
9	97		6 Reece GUYETT	Yamaha - rose mot	8	11:52.239	34.683	7.892	80.22	1:27.186	8
10	83	C	3 Paul GODBOLD	Yamaha - Hill farm tree services	8	11:53.000	35.444	0.761	80.14	1:27.437	8
11	21		7 Ben HUNTER	Yamaha -	8	12:04.029	46.473	11.029	78.91	1:28.907	5
12	95	R	2 Simon CLARK	Yamaha - Towan Motors	8	12:04.339	46.783	0.310	78.88	1:28.932	3
13	57	R	3 Geoff MOOK	Yamaha -	8	12:11.917	54.361	7.578	78.06	1:29.611	2
14	60	R	4 Daniel GOUGH	Yamaha - G Force Motorcycles	8	12:24.062	1:06.506	12.145	76.79	1:31.359	2
15	100	R	5 Joe GRIGGS	Yamaha - www.ypmrc.co.uk	8	12:46.751	1:29.195	22.689	74.52	1:34.441	6
16	67	R	6 Mark BAILEY	Yamaha - Gforce motorcycles	7	12:40.971	1 Lap	1 Lap	65.70	1:45.514	7

**NOT CLASSIFIED**

DNF	13		Doug EDMONDSON	Yamaha - Anyone want to lend me a bike for the Clz	2	2:55.849	6 Laps	5 Laps	81.23	1:24.632	2
-----	----	--	----------------	--	---	----------	--------	--------	-------	----------	---

**FASTEST LAP**

	19		Peter BRANTON	Yamaha -	7	1:23.261			85.78 mph	138.05 kph	
	86	C	Jamie KELMAN	Yamaha - Fastlane motorcycles	3	1:23.362			85.68 mph	137.89 kph	
	24	R	Scott CARSON	Yamaha - Bridge motorcycles, Two wheel technics	2	1:25.602			83.43 mph	134.28 kph	

Class - 92.5% of Race Speed = 78.00 mph  
 Class C - 92.5% of Race Speed = 77.95 mph  
 Class R - 92.5% of Race Speed = 75.03 mph

Snetterton 200  
 Circuit Length = 1.9840 miles  
 Start: 14:15 Flag 14:26 End: 14:28

Weather / Track : Cloudy / Dry

These results are provisional until the conclusion of any judicial and technical matters.

Clerk Of Course :	Timekeeper :
-------------------	--------------

Results can be found at [www.tsl-timing.com](http://www.tsl-timing.com)

Printed - 14:28 Saturday, 25 August 2018



# BMCRC - MRO Championships 2018 - Rnd 8 @ Snetterton 200

## DFDS Seaways Yamaha Past Masters

### RACE 7 - LAP CHART

#### LAP 1 @ 14:16:52.627

NO	BEHIND	LAP TIME
----	--------	----------

79		1:29.078
86	0.391	1:29.469
81	0.918	1:29.996
19	0.999	1:30.077
70	1.356	1:30.434
13	2.139	1:31.217
125	2.444	1:31.522
74	3.411	1:32.489
24	3.567	1:32.645
21	5.451	1:34.529
83	6.495	1:35.573
97	6.662	1:35.740
95	7.395	1:36.473
60	9.460	1:38.538
57	9.689	1:38.767
100	12.597	1:41.675
67	27.470	1:56.548

#### LAP 2 @ 14:18:16.646

NO	BEHIND	LAP TIME
----	--------	----------

79		1:24.019
86	0.074	1:23.702
19	1.141	1:24.161
81	1.322	1:24.423
70	1.751	1:24.414
13	2.752	1:24.632
125	3.132	1:24.707
74	4.553	1:25.161
24	5.150	1:25.602
21	10.406	1:28.974
97	10.557	1:27.914
83	11.373	1:28.897
95	12.513	1:29.137
57	15.281	1:29.611
60	16.800	1:31.359
100	23.140	1:34.562
67	52.070	1:48.619

#### LAP 3 @ 14:19:40.082

NO	BEHIND	LAP TIME
----	--------	----------

86		1:23.362
79	0.049	1:23.485
19	1.654	1:23.949
81	1.791	1:23.905
70	2.356	1:24.041
125	4.672	1:24.976
74	6.841	1:25.724
24	8.361	1:26.647
97	15.776	1:28.655
83	16.284	1:28.347
21	16.588	1:29.618
95	18.009	1:28.932
57	22.869	1:31.024
60	25.288	1:31.924
100	34.992	1:35.288
67	1:16.849	1:48.215

#### LAP 4 @ 14:21:04.510

NO	BEHIND	LAP TIME
----	--------	----------

86		1:24.428
----	--	----------

79	0.007	1:24.386
19	1.614	1:24.388
81	2.048	1:24.685
70	2.902	1:24.974
125	4.993	1:24.749
74	8.255	1:25.842
24	11.231	1:27.298
83	20.527	1:28.671
97	20.773	1:29.425
21	21.801	1:29.641
95	22.557	1:28.976
57	29.357	1:30.916
60	32.503	1:31.643
100	47.003	1:36.439

#### LAP 5 @ 14:22:29.386

NO	BEHIND	LAP TIME
----	--------	----------

79		1:24.869
86	0.275	1:25.151
19	0.919	1:24.181
81	1.753	1:24.581
70	2.268	1:24.242
125	4.706	1:24.589
74	9.690	1:26.311
24	14.461	1:28.106
67	1 Lap	1:48.419
83	23.888	1:28.237
97	24.105	1:28.208
21	25.832	1:28.907
95	28.412	1:30.731
57	34.926	1:30.445
60	39.599	1:31.972
100	57.049	1:34.922

#### LAP 6 @ 14:23:53.166

NO	BEHIND	LAP TIME
----	--------	----------

86		1:23.505
79	0.189	1:23.969
19	1.010	1:23.871
70	2.841	1:24.353
81	3.273	1:25.300
125	6.307	1:25.381
74	12.231	1:26.321
24	18.247	1:27.566
97	27.942	1:27.617
83	28.473	1:28.365
21	33.171	1:31.119
95	33.849	1:29.217
67	1 Lap	1:47.253
57	41.704	1:30.558
60	48.691	1:32.872
100	1:07.710	1:34.441

#### LAP 7 @ 14:25:17.250

NO	BEHIND	LAP TIME
----	--------	----------

86		1:24.084
79	0.181	1:24.076
19	0.187	1:23.261
70	4.346	1:25.589
81	4.506	1:25.317
125	7.310	1:25.087
74	13.514	1:25.367
24	22.165	1:28.002

97	31.352	1:27.494
83	31.862	1:27.473
21	39.213	1:30.126
95	39.539	1:29.774
57	48.202	1:30.582
60	56.983	1:32.376
67	1 Lap	1:46.403
100	1:18.247	1:34.621

#### LAP 8 @ 14:26:41.105

NO	BEHIND	LAP TIME
----	--------	----------

19		1:23.668
79	0.279	1:23.953
86	0.423	1:24.278
70	5.740	1:25.249
81	6.087	1:25.436
125	7.494	1:24.039
74	15.826	1:26.167
24	26.791	1:28.481
97	34.683	1:27.186
83	35.444	1:27.437
21	46.473	1:31.115
95	46.783	1:31.099
57	54.361	1:30.014
60	1:06.506	1:33.378
67	1 Lap	1:45.514
100	1:29.195	1:34.803

Weather / Track : Cloudy / Dry

Results can be found at [www.tsl-timing.com](http://www.tsl-timing.com)

Snetterton 200

Circuit Length = 1.9840 miles

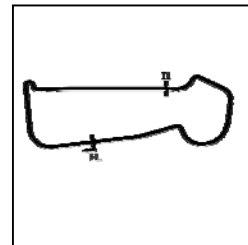
Start: 14:15 Flag 14:26 End: 14:28

Printed - 14:31 Saturday, 25 August 2018

# BMCRC - MRO Championships 2018 - Rnd 8 @ Snetterton 200

## DFDS Seaways Yamaha Past Masters

### RACE 7 - SECTOR ANALYSIS



SECTOR 1 = FL to I1, SECTOR 2 = I1 to FL, DIFF = Difference To Personal Best Lap, P = Crossed Finish Line in Pit Lane, D = Time Disallowed

P1 19 Peter BRANTON		Yamaha -				
IDEAL LAP TIME : 1:23.261		BEST LAP TIME : 1:23.261		DIFFERENCE : 0.000		
LAP	SECTOR 1	SECTOR 2	LAP TIME	MPH	DIFF	TIME OF DAY
1 -		44.724	1:30.077	79.29	6.816	14:16:53.626
2 -	39.853	44.308	1:24.161	84.86	0.900	14:18:17.787
3 -	39.906	44.043	1:23.949	85.08	0.688	14:19:41.736
4 -	40.204	44.184	1:24.388	84.63	1.127	14:21:06.124
5 -	40.290	43.891	1:24.181	84.84	0.920	14:22:30.305
6 -	39.821	44.050	1:23.871 (3)	85.16	0.610	14:23:54.176
7 -	<b>39.629</b>	<b>43.632</b>	<b>1:23.261 (1)</b>	<b>85.78</b>		<b>14:25:17.437</b>
8 -	39.881	43.787	1:23.668 (2)	85.36	0.407	14:26:41.105

P2 79 Neil MACQUEEN		Yamaha -				
IDEAL LAP TIME : 1:23.289		BEST LAP TIME : 1:23.485		DIFFERENCE : 0.196		
LAP	SECTOR 1	SECTOR 2	LAP TIME	MPH	DIFF	TIME OF DAY
1 -		43.637	1:29.078	80.18	5.593	14:16:52.627
2 -	40.104	43.915	1:24.019	85.01	0.534	14:18:16.646
3 -	40.076	<b>43.409</b>	<b>1:23.485 (1)</b>	<b>85.55</b>		<b>14:19:40.131</b>
4 -	40.642	43.744	1:24.386	84.64	0.901	14:21:04.517
5 -	40.619	44.250	1:24.869	84.15	1.384	14:22:29.386
6 -	<b>39.880</b>	44.089	1:23.969 (3)	85.06	0.484	14:23:53.355
7 -	40.129	43.947	1:24.076	84.95	0.591	14:25:17.431
8 -	40.130	43.823	1:23.953 (2)	85.07	0.468	14:26:41.384

P3 86 C Jamie KELMAN		Yamaha - Fastlane motorcycles				
IDEAL LAP TIME : 1:22.962		BEST LAP TIME : 1:23.362		DIFFERENCE : 0.400		
LAP	SECTOR 1	SECTOR 2	LAP TIME	MPH	DIFF	TIME OF DAY
1 -		44.040	1:29.469	79.83	6.107	14:16:53.018
2 -	40.047	43.655	1:23.702 (3)	85.33	0.340	14:18:16.720
3 -	40.004	<b>43.358</b>	<b>1:23.362 (1)</b>	<b>85.68</b>		<b>14:19:40.082</b>
4 -	40.373	44.055	1:24.428	84.59	1.066	14:21:04.510
5 -	40.539	44.612	1:25.151	83.88	1.789	14:22:29.661
6 -	<b>39.604</b>	43.901	1:23.505 (2)	85.53	0.143	14:23:53.166
7 -	40.232	43.852	1:24.084	84.94	0.722	14:25:17.250
8 -	40.104	44.174	1:24.278	84.74	0.916	14:26:41.528

P4 70 C Andrew BURSCOUGH		Yamaha - Apollo Tuning				
IDEAL LAP TIME : 1:24.041		BEST LAP TIME : 1:24.041		DIFFERENCE : 0.000		
LAP	SECTOR 1	SECTOR 2	LAP TIME	MPH	DIFF	TIME OF DAY
1 -		44.420	1:30.434	78.98	6.393	14:16:53.983
2 -	40.012	44.402	1:24.414	84.61	0.373	14:18:18.397
3 -	<b>39.783</b>	<b>44.258</b>	<b>1:24.041 (1)</b>	<b>84.98</b>		<b>14:19:42.438</b>
4 -	40.505	44.469	1:24.974	84.05	0.933	14:21:07.412
5 -	39.870	44.372	1:24.242 (2)	84.78	0.201	14:22:31.654
6 -	39.973	44.380	1:24.353 (3)	84.67	0.312	14:23:56.007
7 -	40.490	45.099	1:25.589	83.45	1.548	14:25:21.596
8 -	40.567	44.682	1:25.249	83.78	1.208	14:26:46.845

P5 81 Scott GRANT		Yamaha - SEAGER engineering/ Motaa Cycle Parts				
IDEAL LAP TIME : 1:23.905		BEST LAP TIME : 1:23.905		DIFFERENCE : 0.000		
LAP	SECTOR 1	SECTOR 2	LAP TIME	MPH	DIFF	TIME OF DAY
1 -		44.284	1:29.996	79.36	6.091	14:16:53.545
2 -	40.477	43.946	1:24.423 (2)	84.60	0.518	14:18:17.968
3 -	<b>39.981</b>	<b>43.924</b>	<b>1:23.905 (1)</b>	<b>85.12</b>		<b>14:19:41.873</b>
4 -	40.299	44.386	1:24.685	84.34	0.780	14:21:06.558
5 -	40.467	44.114	1:24.581 (3)	84.44	0.676	14:22:31.139
6 -	40.578	44.722	1:25.300	83.73	1.395	14:23:56.439
7 -	40.484	44.833	1:25.317	83.71	1.412	14:25:21.756
8 -	40.559	44.877	1:25.436	83.60	1.531	14:26:47.192

Weather / Track : Cloudy / Dry

Snetterton 200

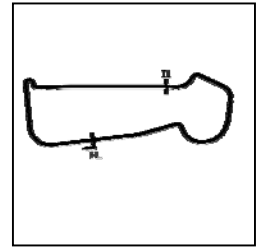
Circuit Length = 1.9840 miles

Start: 14:15 Flag 14:26 End: 14:28

# BMCRC - MRO Championships 2018 - Rnd 8 @ Snetterton 200

## DFDS Seaways Yamaha Past Masters

### RACE 7 - SECTOR ANALYSIS



SECTOR 1 = FL to I1, SECTOR 2 = I1 to FL, DIFF = Difference To Personal Best Lap, P = Crossed Finish Line in Pit Lane, D = Time Disallowed

P6 125		Ben MILES		Yamaha - Allspeed		
IDEAL LAP TIME : 1:23.780		BEST LAP TIME : 1:24.039		DIFFERENCE : 0.259		
LAP	SECTOR 1	SECTOR 2	LAP TIME	MPH	DIFF	TIME OF DAY
1 -		45.312	1:31.522	78.04	7.483	14:16:55.071
2 -	40.220	44.487	1:24.707 (3)	84.32	0.668	14:18:19.778
3 -	<b>40.026</b>	44.950	1:24.976	84.05	0.937	14:19:44.754
4 -	40.682	44.067	1:24.749	84.27	0.710	14:21:09.503
5 -	40.360	44.229	1:24.589 (2)	84.43	0.550	14:22:34.092
6 -	40.418	44.963	1:25.381	83.65	1.342	14:23:59.473
7 -	40.823	44.264	1:25.087	83.94	1.048	14:25:24.560
8 -	40.285	<b>43.754</b>	<b>1:24.039 (1)</b>	<b>84.99</b>		<b>14:26:48.599</b>

P7 74		Paul WHITBY		Yamaha -		
IDEAL LAP TIME : 1:24.876		BEST LAP TIME : 1:25.161		DIFFERENCE : 0.285		
LAP	SECTOR 1	SECTOR 2	LAP TIME	MPH	DIFF	TIME OF DAY
1 -		45.208	1:32.489	77.22	7.328	14:16:56.038
2 -	<b>40.224</b>	44.937	<b>1:25.161 (1)</b>	<b>83.87</b>		<b>14:18:21.199</b>
3 -	40.750	44.974	1:25.724 (3)	83.32	0.563	14:19:46.923
4 -	41.101	44.741	1:25.842	83.20	0.681	14:21:12.765
5 -	40.544	45.767	1:26.311	82.75	1.150	14:22:39.076
6 -	41.204	45.117	1:26.321	82.74	1.160	14:24:05.397
7 -	40.715	<b>44.652</b>	1:25.367 (2)	83.66	0.206	14:25:30.764
8 -	40.844	45.323	1:26.167	82.89	1.006	14:26:56.931

P8 24 R		Scott CARSON		Yamaha - Bridge motorcycles, Two wheel technics		
IDEAL LAP TIME : 1:25.602		BEST LAP TIME : 1:25.602		DIFFERENCE : 0.000		
LAP	SECTOR 1	SECTOR 2	LAP TIME	MPH	DIFF	TIME OF DAY
1 -		45.755	1:32.645	77.09	7.043	14:16:56.194
2 -	<b>40.478</b>	<b>45.124</b>	<b>1:25.602 (1)</b>	<b>83.43</b>		<b>14:18:21.796</b>
3 -	41.161	45.486	1:26.647 (2)	82.43	1.045	14:19:48.443
4 -	41.524	45.774	1:27.298 (3)	81.81	1.696	14:21:15.741
5 -	41.694	46.412	1:28.106	81.06	2.504	14:22:43.847
6 -	41.717	45.849	1:27.566	81.56	1.964	14:24:11.413
7 -	41.893	46.109	1:28.002	81.16	2.400	14:25:39.415
8 -	41.938	46.543	1:28.481	80.72	2.879	14:27:07.896

P9 97		Reece GUYETT		Yamaha - rose mot		
IDEAL LAP TIME : 1:27.169		BEST LAP TIME : 1:27.186		DIFFERENCE : 0.017		
LAP	SECTOR 1	SECTOR 2	LAP TIME	MPH	DIFF	TIME OF DAY
1 -		47.043	1:35.740	74.60	8.554	14:16:59.289
2 -	41.830	46.084	1:27.914	81.24	0.728	14:18:27.203
3 -	41.876	46.779	1:28.655	80.56	1.469	14:19:55.858
4 -	42.409	47.016	1:29.425	79.87	2.239	14:21:25.283
5 -	41.977	46.231	1:28.208	80.97	1.022	14:22:53.491
6 -	41.809	45.808	1:27.617 (3)	81.51	0.431	14:24:21.108
7 -	<b>41.762</b>	45.732	1:27.494 (2)	81.63	0.308	14:25:48.602
8 -	41.779	<b>45.407</b>	<b>1:27.186 (1)</b>	<b>81.92</b>		<b>14:27:15.788</b>

P10 83 C		Paul GODBOLD		Yamaha - Hill farm tree services		
IDEAL LAP TIME : 1:27.265		BEST LAP TIME : 1:27.437		DIFFERENCE : 0.172		
LAP	SECTOR 1	SECTOR 2	LAP TIME	MPH	DIFF	TIME OF DAY
1 -		46.027	1:35.573	74.73	8.136	14:16:59.122
2 -	42.140	46.757	1:28.897	80.34	1.460	14:18:28.019
3 -	42.077	46.270	1:28.347	80.84	0.910	14:19:56.366
4 -	42.335	46.336	1:28.671	80.55	1.234	14:21:25.037
5 -	42.629	<b>45.608</b>	1:28.237 (3)	80.94	0.800	14:22:53.274
6 -	42.237	46.128	1:28.365	80.82	0.928	14:24:21.639
7 -	<b>41.657</b>	45.816	1:27.473 (2)	81.65	0.036	14:25:49.112

Weather / Track : Cloudy / Dry

Snetterton 200

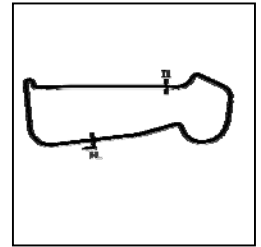
Circuit Length = 1.9840 miles

Start: 14:15 Flag 14:26 End: 14:28

# BMCRC - MRO Championships 2018 - Rnd 8 @ Snetterton 200

## DFDS Seaways Yamaha Past Masters

### RACE 7 - SECTOR ANALYSIS



SECTOR 1 = FL to I1, SECTOR 2 = I1 to FL, DIFF = Difference To Personal Best Lap, P = Crossed Finish Line in Pit Lane, D = Time Disallowed

8 - 41.732 45.705 **1:27.437 (1) 81.68** **14:27:16.549**

<b>P11</b>	<b>21</b>	<b>Ben HUNTER</b>	Yamaha -			
IDEAL LAP TIME : 1:28.291		BEST LAP TIME : 1:28.907		DIFFERENCE : 0.616		

LAP	SECTOR 1	SECTOR 2	LAP TIME	MPH	DIFF	TIME OF DAY
1 -		<b>46.473</b>	1:34.529	75.55	5.622	14:16:58.078
2 -	42.132	46.842	1:28.974 (2)	80.27	0.067	14:18:27.052
3 -	42.440	47.178	1:29.618 (3)	79.69	0.711	14:19:56.670
4 -	42.436	47.205	1:29.641	79.67	0.734	14:21:26.311
5 -	<b>41.818</b>	47.089	<b>1:28.907 (1)</b>	<b>80.33</b>		<b>14:22:55.218</b>
6 -	41.843	49.276	1:31.119	78.38	2.212	14:24:26.337
7 -	42.882	47.244	1:30.126	79.25	1.219	14:25:56.463
8 -	43.705	47.410	1:31.115	78.39	2.208	14:27:27.578

<b>P12</b>	<b>95 R</b>	<b>Simon CLARK</b>	Yamaha - Towan Motors			
IDEAL LAP TIME : 1:28.581		BEST LAP TIME : 1:28.932		DIFFERENCE : 0.351		

LAP	SECTOR 1	SECTOR 2	LAP TIME	MPH	DIFF	TIME OF DAY
1 -		46.629	1:36.473	74.03	7.541	14:17:00.022
2 -	42.536	46.601	1:29.137 (3)	80.12	0.205	14:18:29.159
3 -	42.502	<b>46.430</b>	<b>1:28.932 (1)</b>	<b>80.31</b>		<b>14:19:58.091</b>
4 -	<b>42.151</b>	46.825	1:28.976 (2)	80.27	0.044	14:21:27.067
5 -	43.408	47.323	1:30.731	78.72	1.799	14:22:57.798
6 -	42.212	47.005	1:29.217	80.05	0.285	14:24:27.015
7 -	42.330	47.444	1:29.774	79.56	0.842	14:25:56.789
8 -	43.609	47.490	1:31.099	78.40	2.167	14:27:27.888

<b>P13</b>	<b>57 R</b>	<b>Geoff MOOK</b>	Yamaha -			
IDEAL LAP TIME : 1:29.330		BEST LAP TIME : 1:29.611		DIFFERENCE : 0.281		

LAP	SECTOR 1	SECTOR 2	LAP TIME	MPH	DIFF	TIME OF DAY
1 -		47.918	1:38.767	72.31	9.156	14:17:02.316
2 -	43.455	<b>46.156</b>	<b>1:29.611 (1)</b>	<b>79.70</b>		<b>14:18:31.927</b>
3 -	43.971	47.053	1:31.024	78.46	1.413	14:20:02.951
4 -	43.895	47.021	1:30.916	78.56	1.305	14:21:33.867
5 -	43.439	47.006	1:30.445 (3)	78.97	0.834	14:23:04.312
6 -	43.518	47.040	1:30.558	78.87	0.947	14:24:34.870
7 -	43.761	46.821	1:30.582	78.85	0.971	14:26:05.452
8 -	<b>43.174</b>	46.840	1:30.014 (2)	79.34	0.403	14:27:35.466

<b>P14</b>	<b>60 R</b>	<b>Daniel GOUGH</b>	Yamaha - G Force Motorcycles			
IDEAL LAP TIME : 1:30.847		BEST LAP TIME : 1:31.359		DIFFERENCE : 0.512		

LAP	SECTOR 1	SECTOR 2	LAP TIME	MPH	DIFF	TIME OF DAY
1 -		47.732	1:38.538	72.48	7.179	14:17:02.087
2 -	43.820	<b>47.539</b>	<b>1:31.359 (1)</b>	<b>78.18</b>		<b>14:18:33.446</b>
3 -	43.456	48.468	1:31.924 (3)	77.70	0.565	14:20:05.370
4 -	43.885	47.758	1:31.643 (2)	77.93	0.284	14:21:37.013
5 -	43.807	48.165	1:31.972	77.65	0.613	14:23:08.985
6 -	44.199	48.673	1:32.872	76.90	1.513	14:24:41.857
7 -	<b>43.308</b>	49.068	1:32.376	77.32	1.017	14:26:14.233
8 -	44.206	49.172	1:33.378	76.49	2.019	14:27:47.611

<b>P15</b>	<b>100 R</b>	<b>Joe GRIGGS</b>	Yamaha - www.ypmrc.co.uk			
IDEAL LAP TIME : 1:34.047		BEST LAP TIME : 1:34.441		DIFFERENCE : 0.394		

LAP	SECTOR 1	SECTOR 2	LAP TIME	MPH	DIFF	TIME OF DAY
1 -		50.179	1:41.675	70.24	7.234	14:17:05.224
2 -	44.749	49.813	1:34.562 (2)	75.53	0.121	14:18:39.786
3 -	45.101	50.187	1:35.288	74.95	0.847	14:20:15.074
4 -	45.710	50.729	1:36.439	74.06	1.998	14:21:51.513
5 -	44.885	50.037	1:34.922	75.24	0.481	14:23:26.435
6 -	44.880	<b>49.561</b>	<b>1:34.441 (1)</b>	<b>75.62</b>		<b>14:25:00.876</b>

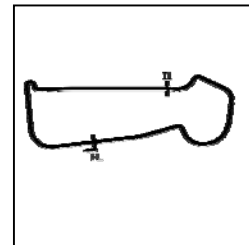
Weather / Track : Cloudy / Dry

Snetterton 200  
Circuit Length = 1.9840 miles  
Start: 14:15 Flag 14:26 End: 14:28

# BMCRC - MRO Championships 2018 - Rnd 8 @ Snetterton 200

## DFDS Seaways Yamaha Past Masters

### RACE 7 - SECTOR ANALYSIS



SECTOR 1 = FL to I1, SECTOR 2 = I1 to FL, DIFF = Difference To Personal Best Lap, P = Crossed Finish Line in Pit Lane, D = Time Disallowed

7 -	44.747	49.874	1:34.621 (3)	75.48	0.180	14:26:35.497
8 -	<b>44.486</b>	50.317	1:34.803	75.34	0.362	14:28:10.300

<b>P16</b>	<b>67 R</b>	<b>Mark BAILEY</b>	Yamaha - Gforce motorcycles			
IDEAL LAP TIME : 1:45.236		BEST LAP TIME : 1:45.514	DIFFERENCE : 0.278			
LAP	SECTOR 1	SECTOR 2	LAP TIME	MPH	DIFF	TIME OF DAY
1 -		59.646	1:56.548	61.28	11.034	14:17:20.097
2 -	50.792	57.827	1:48.619	65.75	3.105	14:19:08.716
3 -	49.809	58.406	1:48.215	66.00	2.701	14:20:56.931
4 -	50.893	57.526	1:48.419	65.87	2.905	14:22:45.350
5 -	<b>49.674</b>	57.579	1:47.253 (3)	66.59	1.739	14:24:32.603
6 -	49.772	56.631	1:46.403 (2)	67.12	0.889	14:26:19.006
7 -	49.952	<b>55.562</b>	<b>1:45.514 (1)</b>	<b>67.69</b>		<b>14:28:04.520</b>

<b>P17</b>	<b>13</b>	<b>Doug EDMONDSON</b>	Yamaha - Anyone want to lend me a bike for the Classic TT 201			
IDEAL LAP TIME : 1:24.632		BEST LAP TIME : 1:24.632	DIFFERENCE : 0.000			
LAP	SECTOR 1	SECTOR 2	LAP TIME	MPH	DIFF	TIME OF DAY
1 -		45.006	1:31.217	78.30	6.585	14:16:54.766
2 -	<b>40.042</b>	<b>44.590</b>	<b>1:24.632 (1)</b>	<b>84.39</b>		<b>14:18:19.398</b>

# BMCRC - MRO Championships 2018 - Rnd 8 @ Snetterton 200

## DFDS Seaways Yamaha Past Masters

### RACE 7 - BEST SECTORS

SECTOR 1			SECTOR 2			IDEAL / BEST COMPARISON						
POS	NO	NAME	TIME	NO	NAME	TIME	POS	NO	NAME	IDEAL	BEST	DIFF
									<b>PERFECT LAP</b>	<b>1:22.962</b>		
1	86	KELMAN	<b>39.604</b>	86	KELMAN	<b>43.358</b>	1	86	KELMAN	1:22.962	1:23.362	0.400
2	19	BRANTON	<b>39.629</b>	79	MACQUEEN	<b>43.409</b>	2	19	BRANTON	1:23.261	1:23.261	0.000
3	70	BURSCOUGH	<b>39.783</b>	19	BRANTON	<b>43.632</b>	3	79	MACQUEEN	1:23.289	1:23.485	0.196
4	79	MACQUEEN	<b>39.880</b>	125	MILES	<b>43.754</b>	4	125	MILES	1:23.780	1:24.039	0.259
5	81	GRANT	<b>39.981</b>	81	GRANT	<b>43.924</b>	5	81	GRANT	1:23.905	1:23.905	0.000
6	125	MILES	<b>40.026</b>	70	BURSCOUGH	<b>44.258</b>	6	70	BURSCOUGH	1:24.041	1:24.041	0.000
7	13	EDMONDSON	<b>40.042</b>	13	EDMONDSON	<b>44.590</b>	7	13	EDMONDSON	1:24.632	1:24.632	0.000
8	74	WHITBY	<b>40.224</b>	74	WHITBY	<b>44.652</b>	8	74	WHITBY	1:24.876	1:25.161	0.285
9	24	CARSON	<b>40.478</b>	24	CARSON	<b>45.124</b>	9	24	CARSON	1:25.602	1:25.602	0.000
10	83	GODBOLD	<b>41.657</b>	97	GUYETT	<b>45.407</b>	10	97	GUYETT	1:27.169	1:27.186	0.017
11	97	GUYETT	<b>41.762</b>	83	GODBOLD	<b>45.608</b>	11	83	GODBOLD	1:27.265	1:27.437	0.172
12	21	HUNTER	<b>41.818</b>	57	MOOK	<b>46.156</b>	12	21	HUNTER	1:28.291	1:28.907	0.616
13	95	CLARK	<b>42.151</b>	95	CLARK	<b>46.430</b>	13	95	CLARK	1:28.581	1:28.932	0.351
14	57	MOOK	<b>43.174</b>	21	HUNTER	<b>46.473</b>	14	57	MOOK	1:29.330	1:29.611	0.281
15	60	GOUGH	<b>43.308</b>	60	GOUGH	<b>47.539</b>	15	60	GOUGH	1:30.847	1:31.359	0.512
16	100	GRIGGS	<b>44.486</b>	100	GRIGGS	<b>49.561</b>	16	100	GRIGGS	1:34.047	1:34.441	0.394
17	67	BAILEY	<b>49.674</b>	67	BAILEY	<b>55.562</b>	17	67	BAILEY	1:45.236	1:45.514	0.278

Weather / Track : Cloudy / Dry

Results can be found at [www.tsl-timing.com](http://www.tsl-timing.com)

Snetterton 200  
Circuit Length = 1.9840 miles  
Start: 14:15 Flag 14:26 End: 14:28

Printed - 14:30 Saturday, 25 August 2018

**BMCRC - MRO Championships 2018 - Rnd 8 @ Snetterton 200**
**DFDS Seaways Yamaha Past Masters**
**RACE 15 - GRID (8 Laps)**

ROW 6	1	1:45.514	17	<b>67</b> Mark BAILEY	16	1:34.441	<b>100</b> Joe GRIGGS			
ROW 5		1:31.359	15	<b>60</b> Daniel GOUGH	14	1:29.611	1:28.932			
							<b>95</b> Simon CLARK			
ROW 4	12	1:28.907	<b>21</b> Ben HUNTER	11	1:27.437	<b>83</b> Paul GODBOLD	10	1:27.186	<b>97</b> Reece GUYETT	
ROW 3		1:25.602	9	<b>24</b> Scott CARSON	8	1:25.161	<b>74</b> Paul WHITBY	7	1:24.632	<b>13</b> Doug EDMONDSON
ROW 2	6	1:24.041	<b>70</b> Andrew BURSCOUGH	5	1:24.039	<b>125</b> Ben MILES	4	1:23.905	<b>81</b> Scott GRANT	
ROW 1		1:23.485	3	<b>79</b> Neil MACQUEEN	2	1:23.362	<b>86</b> Jamie KELMAN	1	1:23.261	<b>19</b> Peter BRANTON
									<b>Pole</b>	

Snetterton 200  
Circuit Length = 1.9840 miles

These results are provisional until the conclusion of any judicial and technical matters.

Clerk Of Course :		Timekeeper :
-------------------	--	--------------

Results can be found at [www.tsl-timing.com](http://www.tsl-timing.com)

Printed - 14:32 Saturday, 25 August 2018



# BMCRC - MRO Championships 2018 - Rnd 8 @ Snetterton 200

## DFDS Seaways Yamaha Past Masters

### RACE 15 - CLASSIFICATION

POS	NO	CL	PIC NAME	ENTRY	LAPS	TIME	GAP	DIFF	MPH	BEST	ON
1	79		1 Neil MACQUEEN	Yamaha -	8	11:16.483			84.46	1:22.761	7
2	86	C	1 Jamie KELMAN	Yamaha - Fastlane motorcycles	8	11:16.485	0.002	0.002	84.46	1:23.299	7
3	19		2 Peter BRANTON	Yamaha -	8	11:17.228	0.745	0.743	84.37	1:23.223	8
4	125		3 Ben MILES	Yamaha - Allspeed	8	11:29.699	13.216	12.471	82.84	1:24.240	5
5	70	C	2 Andrew BURSCOUGH	Yamaha - Apollo Tuning	8	11:30.244	13.761	0.545	82.78	1:24.742	2
6	81		4 Scott GRANT	Yamaha - SEAGER engineering/ Mota Cycle Parts	8	11:30.592	14.109	0.348	82.74	1:25.089	3
7	13		5 Doug EDMONDSON	Yamaha - Anyone want to lend me a bike for the Cle	8	11:31.087	14.604	0.495	82.68	1:24.248	7
8	74		6 Paul WHITBY	Yamaha -	8	11:33.940	17.457	2.853	82.34	1:24.223	7
9	97		7 Reece GUYETT	Yamaha - rose mot	8	11:37.151	20.668	3.211	81.96	1:25.944	5
10	24	R	1 Scott CARSON	Yamaha - Bridge motorcycles, Two wheel technics	8	11:37.165	20.682	0.014	81.96	1:25.650	4
11	83	C	3 Paul GODBOLD	Yamaha - Hill farm tree services	8	11:51.726	35.243	14.561	80.28	1:27.115	2
12	95	R	2 Simon CLARK	Yamaha - Towan Motors	8	11:53.516	37.033	1.790	80.08	1:27.104	4
13	21		8 Ben HUNTER	Yamaha -	8	12:03.681	47.198	10.165	78.95	1:29.130	7
14	57	R	3 Geoff MOOK	Yamaha -	8	12:04.396	47.913	0.715	78.87	1:29.184	7
15	60	R	4 Daniel GOUGH	Yamaha - G Force Motorcycles	8	12:24.478	1:07.995	20.082	76.75	1:30.810	2
16	100	R	5 Joe GRIGGS	Yamaha - www.ypmrc.co.uk	8	12:42.727	1:26.244	18.249	74.91	1:33.281	8
17	67	R	6 Mark BAILEY	Yamaha - Gforce motorcycles	7	12:18.707	1 Lap	1 Lap	67.68	1:43.360	6

#### FASTEST LAP

79		Neil MACQUEEN	Yamaha -	7	1:22.761	86.30 mph	138.89 kph
86	C	Jamie KELMAN	Yamaha - Fastlane motorcycles	7	1:23.299	85.74 mph	137.99 kph
24	R	Scott CARSON	Yamaha - Bridge motorcycles, Two wheel technics	4	1:25.650	83.39 mph	134.20 kph

Class - 92.5% of Race Speed = 78.12 mph  
 Class C - 92.5% of Race Speed = 78.12 mph  
 Class R - 92.5% of Race Speed = 75.81 mph

Snetterton 200  
 Circuit Length = 1.9840 miles  
 Start: 16:30 Flag 16:41 End: 16:43

Weather / Track : Bright / Dry  
 These results are provisional until the conclusion of any judicial and technical matters.

Clerk Of Course :	Timekeeper :
-------------------	--------------

Results can be found at [www.tsl-timing.com](http://www.tsl-timing.com)

Printed - 16:46 Saturday, 25 August 2018



# BMCRC - MRO Championships 2018 - Rnd 8 @ Snetterton 200

## DFDS Seaways Yamaha Past Masters

### RACE 15 - LAP CHART

#### LAP 1 @ 16:31:42.152

NO	BEHIND	LAP TIME
19		1:28.879
86	0.424	1:29.303
79	0.837	1:29.716
81	1.909	1:30.788
70	2.094	1:30.973
24	4.398	1:33.277
125	4.415	1:33.294
13	4.733	1:33.612
97	4.928	1:33.807
74	4.936	1:33.815
95	5.640	1:34.519
83	6.811	1:35.690
21	7.248	1:36.127
57	7.529	1:36.408
60	9.516	1:38.395
100	12.593	1:41.472
67	23.345	1:52.224

#### LAP 2 @ 16:33:06.539

NO	BEHIND	LAP TIME
19		1:24.387
79	0.332	1:23.882
86	0.383	1:24.346
70	2.449	1:24.742
81	3.015	1:25.493
13	6.066	1:25.720
125	6.319	1:26.291
97	6.780	1:26.239
24	6.911	1:26.900
74	7.102	1:26.553
83	9.539	1:27.115
95	10.191	1:28.938
21	12.029	1:29.168
57	12.560	1:29.418
60	15.939	1:30.810
100	22.981	1:34.775
67	44.259	1:45.301

#### LAP 3 @ 16:34:31.241

NO	BEHIND	LAP TIME
86		1:24.319
19	0.050	1:24.752
79	0.115	1:24.485
70	2.886	1:25.139
81	3.402	1:25.089
125	6.733	1:25.116
13	8.023	1:26.659
97	8.315	1:26.237
74	8.742	1:26.342
24	9.046	1:26.837
83	13.509	1:28.672
95	13.935	1:28.446
21	17.143	1:29.816
57	17.812	1:29.954
60	23.850	1:32.613
100	34.199	1:35.920
67	1:03.921	1:44.364

#### LAP 4 @ 16:35:55.549

NO	BEHIND	LAP TIME
86		1:24.308
19	0.285	1:24.543
79	0.347	1:24.540
70	3.954	1:25.376
81	4.423	1:25.329
125	7.078	1:24.653
97	10.025	1:26.018
13	10.229	1:26.514
24	10.388	1:25.650
74	10.531	1:26.097
95	16.731	1:27.104
83	17.404	1:28.203
21	22.976	1:30.141
57	23.125	1:29.621
60	31.778	1:32.236
100	44.511	1:34.620

#### LAP 5 @ 16:37:19.382

NO	BEHIND	LAP TIME
86		1:23.833
79	0.135	1:23.621
19	0.249	1:23.797
67	1 Lap	1:44.498
70	6.810	1:26.689
81	7.363	1:26.773
125	7.485	1:24.240
13	10.751	1:24.355
97	12.136	1:25.944
24	12.458	1:25.903
74	12.568	1:25.870
95	21.822	1:28.924
83	22.553	1:28.982
57	29.024	1:29.732
21	29.111	1:29.968
60	41.124	1:33.179
100	54.548	1:33.870

#### LAP 6 @ 16:38:42.885

NO	BEHIND	LAP TIME
86		1:23.503
79	0.555	1:23.923
19	1.131	1:24.385
70	9.055	1:25.748
125	9.271	1:25.289
81	9.786	1:25.926
13	12.844	1:25.596
97	14.591	1:25.958
24	15.366	1:26.411
74	15.531	1:26.466
67	1 Lap	1:44.921
83	26.288	1:27.238
95	27.081	1:28.762
21	35.299	1:29.691
57	35.637	1:30.116
60	49.706	1:32.085
100	1:05.373	1:34.328

#### LAP 7 @ 16:40:06.184

NO	BEHIND	LAP TIME
86		1:23.299

79	0.017	1:22.761
19	1.094	1:23.262
70	11.728	1:25.972
125	11.850	1:25.878
81	12.187	1:25.700
13	13.793	1:24.248
74	16.455	1:24.223
97	17.508	1:26.216
24	17.777	1:25.710
95	31.136	1:27.354
83	31.569	1:28.580
21	41.130	1:29.130
57	41.522	1:29.184
67	1 Lap	1:43.360
60	58.746	1:32.339
100	1:16.535	1:34.461

#### LAP 8 @ 16:41:29.756

NO	BEHIND	LAP TIME
79		1:23.555
86	0.002	1:23.574
19	0.745	1:23.223
125	13.216	1:24.938
70	13.761	1:25.605
81	14.109	1:25.494
13	14.604	1:24.383
74	17.457	1:24.574
97	20.668	1:26.732
24	20.682	1:26.477
83	35.243	1:27.246
95	37.033	1:29.469
21	47.198	1:29.640
57	47.913	1:29.963
67	1 Lap	1:44.039
60	1:07.995	1:32.821
100	1:26.244	1:33.281

Weather / Track : Bright / Dry

Results can be found at [www.tsl-timing.com](http://www.tsl-timing.com)

Snetterton 200

Circuit Length = 1.9840 miles

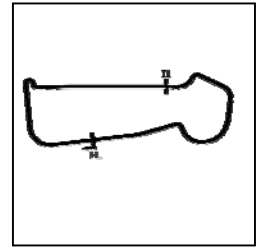
Start: 16:30 Flag 16:41 End: 16:43

Printed - 16:47 Saturday, 25 August 2018

# BMCRC - MRO Championships 2018 - Rnd 8 @ Snetterton 200

## DFDS Seaways Yamaha Past Masters

### RACE 15 - SECTOR ANALYSIS



SECTOR 1 = FL to I1, SECTOR 2 = I1 to FL, DIFF = Difference To Personal Best Lap, P = Crossed Finish Line in Pit Lane, D = Time Disallowed

P1 79		Neil MACQUEEN		Yamaha -		
IDEAL LAP TIME : 1:22.761		BEST LAP TIME : 1:22.761		DIFFERENCE : 0.000		
LAP	SECTOR 1	SECTOR 2	LAP TIME	MPH	DIFF	TIME OF DAY
1 -		44.008	1:29.716	79.61	6.955	16:31:42.989
2 -	40.198	43.684	1:23.882	85.14	1.121	16:33:06.871
3 -	40.459	44.026	1:24.485	84.54	1.724	16:34:31.356
4 -	40.026	44.514	1:24.540	84.48	1.779	16:35:55.896
5 -	39.872	43.749	1:23.621 (3)	85.41	0.860	16:37:19.517
6 -	39.968	43.955	1:23.923	85.10	1.162	16:38:43.440
7 -	<b>39.528</b>	<b>43.233</b>	<b>1:22.761 (1)</b>	<b>86.30</b>		<b>16:40:06.201</b>
8 -	40.225	43.330	1:23.555 (2)	85.48	0.794	16:41:29.756

P2 86 C		Jamie KELMAN		Yamaha - Fastlane motorcycles		
IDEAL LAP TIME : 1:23.080		BEST LAP TIME : 1:23.299		DIFFERENCE : 0.219		
LAP	SECTOR 1	SECTOR 2	LAP TIME	MPH	DIFF	TIME OF DAY
1 -		44.085	1:29.303	79.98	6.004	16:31:42.576
2 -	40.532	43.814	1:24.346	84.68	1.047	16:33:06.922
3 -	40.389	43.930	1:24.319	84.70	1.020	16:34:31.241
4 -	39.919	44.389	1:24.308	84.71	1.009	16:35:55.549
5 -	39.901	43.932	1:23.833	85.19	0.534	16:37:19.382
6 -	39.858	43.645	1:23.503 (2)	85.53	0.204	16:38:42.885
7 -	<b>39.639</b>	43.660	<b>1:23.299 (1)</b>	<b>85.74</b>		<b>16:40:06.184</b>
8 -	40.133	<b>43.441</b>	1:23.574 (3)	85.46	0.275	16:41:29.758

P3 19		Peter BRANTON		Yamaha -		
IDEAL LAP TIME : 1:22.897		BEST LAP TIME : 1:23.223		DIFFERENCE : 0.326		
LAP	SECTOR 1	SECTOR 2	LAP TIME	MPH	DIFF	TIME OF DAY
1 -		43.774	1:28.879	80.36	5.656	16:31:42.152
2 -	40.576	43.811	1:24.387	84.64	1.164	16:33:06.539
3 -	40.545	44.207	1:24.752	84.27	1.529	16:34:31.291
4 -	39.872	44.671	1:24.543	84.48	1.320	16:35:55.834
5 -	39.618	44.179	1:23.797 (3)	85.23	0.574	16:37:19.631
6 -	39.579	44.806	1:24.385	84.64	1.162	16:38:44.016
7 -	39.793	<b>43.469</b>	1:23.262 (2)	85.78	0.039	16:40:07.278
8 -	<b>39.428</b>	43.795	<b>1:23.223 (1)</b>	<b>85.82</b>		<b>16:41:30.501</b>

P4 125		Ben MILES		Yamaha - Allspeed		
IDEAL LAP TIME :		BEST LAP TIME : 1:24.240		DIFFERENCE :		
LAP	SECTOR 1	SECTOR 2	LAP TIME	MPH	DIFF	TIME OF DAY
1 -			1:33.294	76.55	9.054	16:31:46.567
2 -			1:26.291	82.77	2.051	16:33:12.858
3 -			1:25.116	83.91	0.876	16:34:37.974
4 -			1:24.653 (2)	84.37	0.413	16:36:02.627
5 -			<b>1:24.240 (1)</b>	<b>84.78</b>		<b>16:37:26.867</b>
6 -			1:25.289	83.74	1.049	16:38:52.156
7 -			1:25.878	83.17	1.638	16:40:18.034
8 -			1:24.938 (3)	84.09	0.698	16:41:42.972

P5 70 C		Andrew BURSCOUGH		Yamaha - Apollo Tuning		
IDEAL LAP TIME : 1:24.439		BEST LAP TIME : 1:24.742		DIFFERENCE : 0.303		
LAP	SECTOR 1	SECTOR 2	LAP TIME	MPH	DIFF	TIME OF DAY
1 -		<b>44.397</b>	1:30.973	78.51	6.231	16:31:44.246
2 -	<b>40.042</b>	44.700	<b>1:24.742 (1)</b>	<b>84.28</b>		<b>16:33:08.988</b>
3 -	40.228	44.911	1:25.139 (2)	83.89	0.397	16:34:34.127
4 -	40.521	44.855	1:25.376 (3)	83.65	0.634	16:35:59.503
5 -	41.061	45.628	1:26.689	82.39	1.947	16:37:26.192
6 -	40.656	45.092	1:25.748	83.29	1.006	16:38:51.940
7 -	40.854	45.118	1:25.972	83.07	1.230	16:40:17.912
8 -	40.735	44.870	1:25.605	83.43	0.863	16:41:43.517

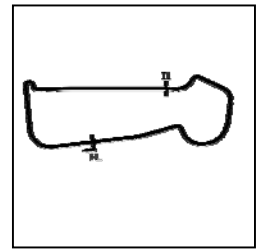
Weather / Track : Bright / Dry

Snetterton 200  
 Circuit Length = 1.9840 miles  
 Start: 16:30 Flag 16:41 End: 16:43

# BMCRC - MRO Championships 2018 - Rnd 8 @ Snetterton 200

## DFDS Seaways Yamaha Past Masters

### RACE 15 - SECTOR ANALYSIS



SECTOR 1 = FL to I1, SECTOR 2 = I1 to FL, DIFF = Difference To Personal Best Lap, P = Crossed Finish Line in Pit Lane, D = Time Disallowed

LAP	SECTOR 1	SECTOR 2	LAP TIME	MPH	DIFF	TIME OF DAY
<b>P6 81 Scott GRANT</b> Yamaha - SEAGER engineering/ Motaa Cycle Parts						
IDEAL LAP TIME : 1:25.037		BEST LAP TIME : 1:25.089		DIFFERENCE : 0.052		
1 -		<b>44.635</b>	1:30.788	78.67	5.699	16:31:44.061
2 -	40.798	44.695	1:25.493 (3)	83.54	0.404	16:33:09.554
3 -	<b>40.402</b>	44.687	<b>1:25.089 (1)</b>	<b>83.94</b>		<b>16:34:34.643</b>
4 -	40.535	44.794	1:25.329 (2)	83.70	0.240	16:35:59.972
5 -	40.926	45.847	1:26.773	82.31	1.684	16:37:26.745
6 -	40.834	45.092	1:25.926	83.12	0.837	16:38:52.671
7 -	40.881	44.819	1:25.700	83.34	0.611	16:40:18.371
8 -	40.717	44.777	1:25.494	83.54	0.405	16:41:43.865
<b>P7 13 Doug EDMONDSON</b> Yamaha - Anyone want to lend me a bike for the Classic TT 201						
IDEAL LAP TIME : 1:24.161		BEST LAP TIME : 1:24.248		DIFFERENCE : 0.087		
1 -		46.263	1:33.612	76.29	9.364	16:31:46.885
2 -	40.719	45.001	1:25.720	83.32	1.472	16:33:12.605
3 -	40.829	45.830	1:26.659	82.42	2.411	16:34:39.264
4 -	41.152	45.362	1:26.514	82.55	2.266	16:36:05.778
5 -	39.948	44.407	1:24.355 (2)	84.67	0.107	16:37:30.133
6 -	40.515	45.081	1:25.596	83.44	1.348	16:38:55.729
7 -	39.970	<b>44.278</b>	<b>1:24.248 (1)</b>	<b>84.77</b>		<b>16:40:19.977</b>
8 -	<b>39.883</b>	44.500	1:24.383 (3)	84.64	0.135	16:41:44.360
<b>P8 74 Paul WHITBY</b> Yamaha -						
IDEAL LAP TIME : 1:24.223		BEST LAP TIME : 1:24.223		DIFFERENCE : 0.000		
1 -		46.000	1:33.815	76.13	9.592	16:31:47.088
2 -	41.261	45.292	1:26.553	82.52	2.330	16:33:13.641
3 -	41.003	45.339	1:26.342	82.72	2.119	16:34:39.983
4 -	40.886	45.211	1:26.097	82.95	1.874	16:36:06.080
5 -	40.905	44.965	1:25.870 (3)	83.17	1.647	16:37:31.950
6 -	40.800	45.666	1:26.466	82.60	2.243	16:38:58.416
7 -	<b>40.061</b>	<b>44.162</b>	<b>1:24.223 (1)</b>	<b>84.80</b>		<b>16:40:22.639</b>
8 -	40.306	44.268	1:24.574 (2)	84.45	0.351	16:41:47.213
<b>P9 97 Reece GUYETT</b> Yamaha - rose mot						
IDEAL LAP TIME : 1:25.548		BEST LAP TIME : 1:25.944		DIFFERENCE : 0.396		
1 -		46.019	1:33.807	76.14	7.863	16:31:47.080
2 -	41.122	45.117	1:26.239	82.82	0.295	16:33:13.319
3 -	<b>40.537</b>	45.700	1:26.237	82.82	0.293	16:34:39.556
4 -	40.783	45.235	1:26.018 (3)	83.03	0.074	16:36:05.574
5 -	40.933	<b>45.011</b>	<b>1:25.944 (1)</b>	<b>83.10</b>		<b>16:37:31.518</b>
6 -	40.731	45.227	1:25.958 (2)	83.09	0.014	16:38:57.476
7 -	41.038	45.178	1:26.216	82.84	0.272	16:40:23.692
8 -	40.868	45.864	1:26.732	82.35	0.788	16:41:50.424
<b>P10 24 R Scott CARSON</b> Yamaha - Bridge motorcycles, Two wheel technics						
IDEAL LAP TIME : 1:25.642		BEST LAP TIME : 1:25.650		DIFFERENCE : 0.008		
1 -		45.718	1:33.277	76.57	7.627	16:31:46.550
2 -	41.097	45.803	1:26.900	82.19	1.250	16:33:13.450
3 -	41.168	45.669	1:26.837	82.25	1.187	16:34:40.287
4 -	40.673	44.977	<b>1:25.650 (1)</b>	<b>83.39</b>		<b>16:36:05.937</b>
5 -	40.933	<b>44.970</b>	1:25.903 (3)	83.14	0.253	16:37:31.840
6 -	<b>40.672</b>	45.739	1:26.411	82.65	0.761	16:38:58.251
7 -	40.738	44.972	1:25.710 (2)	83.33	0.060	16:40:23.961

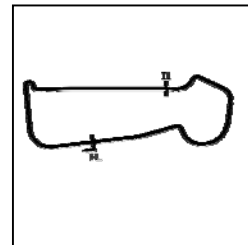
Weather / Track : Bright / Dry

Snetterton 200  
Circuit Length = 1.9840 miles  
Start: 16:30 Flag 16:41 End: 16:43

# BMCRC - MRO Championships 2018 - Rnd 8 @ Snetterton 200

## DFDS Seaways Yamaha Past Masters

### RACE 15 - SECTOR ANALYSIS



SECTOR 1 = FL to I1, SECTOR 2 = I1 to FL, DIFF = Difference To Personal Best Lap, P = Crossed Finish Line in Pit Lane, D = Time Disallowed

8 - 40.706 45.771 1:26.477 82.59 0.827 16:41:50.438

<b>P11</b>	<b>83 C</b>	<b>Paul GODBOLD</b>	Yamaha - Hill farm tree services			
IDEAL LAP TIME : 1:26.680		BEST LAP TIME : 1:27.115		DIFFERENCE : 0.435		

LAP	SECTOR 1	SECTOR 2	LAP TIME	MPH	DIFF	TIME OF DAY
1 -		45.999	1:35.690	74.64	8.575	16:31:48.963
2 -	41.869	45.246	<b>1:27.115 (1)</b>	<b>81.98</b>		<b>16:33:16.078</b>
3 -	42.197	46.475	1:28.672	80.55	1.557	16:34:44.750
4 -	41.963	46.240	1:28.203	80.97	1.088	16:36:12.953
5 -	42.508	46.474	1:28.982	80.26	1.867	16:37:41.935
6 -	<b>41.850</b>	45.388	1:27.238 (2)	81.87	0.123	16:39:09.173
7 -	42.767	45.813	1:28.580	80.63	1.465	16:40:37.753
8 -	42.416	<b>44.830</b>	1:27.246 (3)	81.86	0.131	16:42:04.999

<b>P12</b>	<b>95 R</b>	<b>Simon CLARK</b>	Yamaha - Towan Motors			
IDEAL LAP TIME : 1:26.851		BEST LAP TIME : 1:27.104		DIFFERENCE : 0.253		

LAP	SECTOR 1	SECTOR 2	LAP TIME	MPH	DIFF	TIME OF DAY
1 -		45.636	1:34.519	75.56	7.415	16:31:47.792
2 -	42.766	46.172	1:28.938	80.30	1.834	16:33:16.730
3 -	42.210	46.236	1:28.446 (3)	80.75	1.342	16:34:45.176
4 -	<b>41.418</b>	45.686	<b>1:27.104 (1)</b>	<b>82.00</b>		<b>16:36:12.280</b>
5 -	42.754	46.170	1:28.924	80.32	1.820	16:37:41.204
6 -	42.476	46.286	1:28.762	80.46	1.658	16:39:09.966
7 -	41.921	<b>45.433</b>	1:27.354 (2)	81.76	0.250	16:40:37.320
8 -	42.491	46.978	1:29.469	79.83	2.365	16:42:06.789

<b>P13</b>	<b>21</b>	<b>Ben HUNTER</b>	Yamaha -			
IDEAL LAP TIME : 1:29.017		BEST LAP TIME : 1:29.130		DIFFERENCE : 0.113		

LAP	SECTOR 1	SECTOR 2	LAP TIME	MPH	DIFF	TIME OF DAY
1 -		46.875	1:36.127	74.30	6.997	16:31:49.400
2 -	42.531	<b>46.637</b>	1:29.168 (2)	80.10	0.038	16:33:18.568
3 -	42.577	47.239	1:29.816	79.52	0.686	16:34:48.384
4 -	43.004	47.137	1:30.141	79.23	1.011	16:36:18.525
5 -	42.751	47.217	1:29.968	79.38	0.838	16:37:48.493
6 -	42.590	47.101	1:29.691	79.63	0.561	16:39:18.184
7 -	<b>42.380</b>	46.750	<b>1:29.130 (1)</b>	<b>80.13</b>		<b>16:40:47.314</b>
8 -	42.904	46.736	1:29.640 (3)	79.68	0.510	16:42:16.954

<b>P14</b>	<b>57 R</b>	<b>Geoff MOOK</b>	Yamaha -			
IDEAL LAP TIME : 1:28.624		BEST LAP TIME : 1:29.184		DIFFERENCE : 0.560		

LAP	SECTOR 1	SECTOR 2	LAP TIME	MPH	DIFF	TIME OF DAY
1 -		<b>46.267</b>	1:36.408	74.08	7.224	16:31:49.681
2 -	42.468	46.950	1:29.418 (2)	79.87	0.234	16:33:19.099
3 -	42.880	47.074	1:29.954	79.40	0.770	16:34:49.053
4 -	42.693	46.928	1:29.621 (3)	79.69	0.437	16:36:18.674
5 -	43.375	46.357	1:29.732	79.59	0.548	16:37:48.406
6 -	43.246	46.870	1:30.116	79.25	0.932	16:39:18.522
7 -	<b>42.357</b>	46.827	<b>1:29.184 (1)</b>	<b>80.08</b>		<b>16:40:47.706</b>
8 -	43.610	46.353	1:29.963	79.39	0.779	16:42:17.669

<b>P15</b>	<b>60 R</b>	<b>Daniel GOUGH</b>	Yamaha - G Force Motorcycles			
IDEAL LAP TIME : 1:30.147		BEST LAP TIME : 1:30.810		DIFFERENCE : 0.663		

LAP	SECTOR 1	SECTOR 2	LAP TIME	MPH	DIFF	TIME OF DAY
1 -		<b>47.238</b>	1:38.395	72.59	7.585	16:31:51.668
2 -	<b>42.909</b>	47.901	<b>1:30.810 (1)</b>	<b>78.65</b>		<b>16:33:22.478</b>
3 -	43.837	48.776	1:32.613	77.12	1.803	16:34:55.091
4 -	43.656	48.580	1:32.236 (3)	77.43	1.426	16:36:27.327
5 -	43.715	49.464	1:33.179	76.65	2.369	16:38:00.506
6 -	43.475	48.610	1:32.085 (2)	77.56	1.275	16:39:32.591

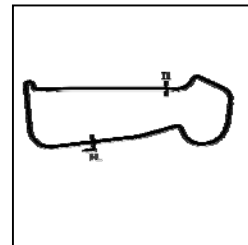
Weather / Track : Bright / Dry

Snetterton 200  
Circuit Length = 1.9840 miles  
Start: 16:30 Flag 16:41 End: 16:43

# BMCRC - MRO Championships 2018 - Rnd 8 @ Snetterton 200

## DFDS Seaways Yamaha Past Masters

### RACE 15 - SECTOR ANALYSIS



SECTOR 1 = FL to I1, SECTOR 2 = I1 to FL, DIFF = Difference To Personal Best Lap, P = Crossed Finish Line in Pit Lane, D = Time Disallowed

7 -	43.596	48.743	1:32.339	77.35	1.529	16:41:04.930
8 -	44.316	48.505	1:32.821	76.94	2.011	16:42:37.751

P16 100 R		Joe GRIGGS		Yamaha - www.ypmrc.co.uk			
IDEAL LAP TIME : 1:33.047		BEST LAP TIME : 1:33.281		DIFFERENCE : 0.234			
LAP	SECTOR 1	SECTOR 2	LAP TIME	MPH	DIFF	TIME OF DAY	
1 -		49.958	1:41.472	70.38	8.191	16:31:54.745	
2 -	<b>44.379</b>	50.396	1:34.775	75.36	1.494	16:33:29.520	
3 -	44.774	51.146	1:35.920	74.46	2.639	16:35:05.440	
4 -	44.701	49.919	1:34.620	75.48	1.339	16:36:40.060	
5 -	44.438	49.432	1:33.870 (2)	76.08	0.589	16:38:13.930	
6 -	44.782	49.546	1:34.328 (3)	75.72	1.047	16:39:48.258	
7 -	44.746	49.715	1:34.461	75.61	1.180	16:41:22.719	
<b>8 -</b>	44.613	<b>48.668</b>	<b>1:33.281 (1)</b>	<b>76.57</b>		<b>16:42:56.000</b>	

P17 67 R		Mark BAILEY		Yamaha - Gforce motorcycles			
IDEAL LAP TIME : 1:43.252		BEST LAP TIME : 1:43.360		DIFFERENCE : 0.108			
LAP	SECTOR 1	SECTOR 2	LAP TIME	MPH	DIFF	TIME OF DAY	
1 -		56.710	1:52.224	63.64	8.864	16:32:05.497	
2 -	49.223	56.078	1:45.301	67.82	1.941	16:33:50.798	
3 -	49.234	<b>55.130</b>	1:44.364 (3)	68.43	1.004	16:35:35.162	
4 -	49.069	55.429	1:44.498	68.35	1.138	16:37:19.660	
5 -	48.894	56.027	1:44.921	68.07	1.561	16:39:04.581	
<b>6 -</b>	<b>48.122</b>	55.238	<b>1:43.360 (1)</b>	<b>69.10</b>		<b>16:40:47.941</b>	
7 -	48.461	55.578	1:44.039 (2)	68.65	0.679	16:42:31.980	

# BMCRC - MRO Championships 2018 - Rnd 8 @ Snetterton 200

## DFDS Seaways Yamaha Past Masters

### RACE 15 - BEST SECTORS

SECTOR 1			SECTOR 2			IDEAL / BEST COMPARISON						
POS	NO	NAME	TIME	NO	NAME	TIME	POS	NO	NAME	IDEAL	BEST	DIFF
									<b>PERFECT LAP</b>	<b>1:22.661</b>		
1	19	BRANTON	<b>39.428</b>	79	MACQUEEN	<b>43.233</b>	1	79	MACQUEEN	1:22.761	1:22.761	0.000
2	79	MACQUEEN	<b>39.528</b>	86	KELMAN	<b>43.441</b>	2	19	BRANTON	1:22.897	1:23.223	0.326
3	86	KELMAN	<b>39.639</b>	19	BRANTON	<b>43.469</b>	3	86	KELMAN	1:23.080	1:23.299	0.219
4	13	EDMONDSON	<b>39.883</b>	74	WHITBY	<b>44.162</b>	4	13	EDMONDSON	1:24.161	1:24.248	0.087
5	70	BURSCOUGH	<b>40.042</b>	13	EDMONDSON	<b>44.278</b>	5	74	WHITBY	1:24.223	1:24.223	0.000
6	74	WHITBY	<b>40.061</b>	70	BURSCOUGH	<b>44.397</b>	6	70	BURSCOUGH	1:24.439	1:24.742	0.303
7	81	GRANT	<b>40.402</b>	81	GRANT	<b>44.635</b>	7	81	GRANT	1:25.037	1:25.089	0.052
8	97	GUYETT	<b>40.537</b>	83	GODBOLD	<b>44.830</b>	8	97	GUYETT	1:25.548	1:25.944	0.396
9	24	CARSON	<b>40.672</b>	24	CARSON	<b>44.970</b>	9	24	CARSON	1:25.642	1:25.650	0.008
10	95	CLARK	<b>41.418</b>	97	GUYETT	<b>45.011</b>	10	83	GODBOLD	1:26.680	1:27.115	0.435
11	83	GODBOLD	<b>41.850</b>	95	CLARK	<b>45.433</b>	11	95	CLARK	1:26.851	1:27.104	0.253
12	57	MOOK	<b>42.357</b>	57	MOOK	<b>46.267</b>	12	57	MOOK	1:28.624	1:29.184	0.560
13	21	HUNTER	<b>42.380</b>	21	HUNTER	<b>46.637</b>	13	21	HUNTER	1:29.017	1:29.130	0.113
14	60	GOUGH	<b>42.909</b>	60	GOUGH	<b>47.238</b>	14	60	GOUGH	1:30.147	1:30.810	0.663
15	100	GRIGGS	<b>44.379</b>	100	GRIGGS	<b>48.668</b>	15	100	GRIGGS	1:33.047	1:33.281	0.234
16	67	BAILEY	<b>48.122</b>	67	BAILEY	<b>55.130</b>	16	67	BAILEY	1:43.252	1:43.360	0.108
17							17	125	MILES		1:24.240	

Weather / Track : Bright / Dry

Results can be found at [www.tsl-timing.com](http://www.tsl-timing.com)

Snetterton 200

Circuit Length = 1.9840 miles

Start: 16:30 Flag 16:41 End: 16:43

Printed - 16:47 Saturday, 25 August 2018

**BMCRC - MRO Championships 2018 - Rnd 8 @ Snetterton 200**
**DFDS Seaways Yamaha Past Masters**
**RACE 7 - GRID (10 Laps)**

ROW 6	1	1:43.360	17	<b>67</b> Mark BAILEY	16	1:33.281	<b>100</b> Joe GRIGGS			
ROW 5		1:30.810	15	<b>60</b> Daniel GOUGH	14	1:29.184	<b>57</b> Geoff MOOK			
					13	1:29.130	<b>21</b> Ben HUNTER			
ROW 4	12	1:27.115	<b>83</b> Paul GODBOLD	11	1:27.104	<b>95</b> Simon CLARK	10	1:25.944	<b>97</b> Reece GUYETT	
ROW 3		1:25.650	9	<b>24</b> Scott CARSON	8	1:25.089	<b>81</b> Scott GRANT	7	1:24.742	<b>70</b> Andrew BURSCOUGH
ROW 2	6	1:24.248	<b>13</b> Doug EDMONDSON	5	1:24.240	<b>125</b> Ben MILES	4	1:24.223	<b>74</b> Paul WHITBY	
ROW 1		1:23.299	3	<b>86</b> Jamie KELMAN	2	1:23.223	<b>19</b> Peter BRANTON	1	1:22.761	<b>79</b> Neil MACQUEEN
									<b>Pole</b>	

Snetterton 200  
Circuit Length = 1.9840 miles

These results are provisional until the conclusion of any judicial and technical matters.

Clerk Of Course :		Timekeeper :
-------------------	--	--------------

Results can be found at [www.tsl-timing.com](http://www.tsl-timing.com)

Printed - 16:48 Saturday, 25 August 2018



# BMCRC - MRO Championships 2018 - Rnd 8 @ Snetterton 200

## DFDS Seaways Yamaha Past Masters

### RACE 7 - CLASSIFICATION

POS	NO	CL	PIC NAME	ENTRY	LAPS	TIME	GAP	DIFF	MPH	BEST	ON
1	19*		1 Peter BRANTON	Yamaha -	10	15:56.938			74.63	1:29.551	10
2	70	C	1 Andrew BURSCOUGH	Yamaha - Apollo Tuning	10	15:58.222	1.284	1.284	74.53	1:31.329	10
3	24	R	1 Scott CARSON	Yamaha - Bridge motorcycles, Two wheel technics	10	15:58.277	1.339	0.055	74.53	1:30.738	10
4	97		2 Reece GUYETT	Yamaha - rose mot	10	15:58.879	1.941	0.602	74.48	1:31.155	10
5	13		3 Doug EDMONDSON	Yamaha - Anyone want to lend me a bike for the Cle	10	16:15.904	18.966	17.025	73.18	1:32.984	8
6	83	C	2 Paul GODBOLD	Yamaha - Hill farm tree services	10	16:33.707	36.769	17.803	71.87	1:34.998	10
7	81		4 Scott GRANT	Yamaha - SEAGER engineering/ Mota Cycle Parts	10	16:57.769	1:00.831	24.062	70.17	1:37.578	7
8	60	R	2 Daniel GOUGH	Yamaha - G Force Motorcycles	10	17:13.746	1:16.808	15.977	69.09	1:39.253	9
9	95	R	3 Simon CLARK	Yamaha - Towan Motors	10	17:15.864	1:18.926	2.118	68.95	1:37.349	10
10	74		5 Paul WHITBY	Yamaha -	10	17:19.757	1:22.819	3.893	68.69	1:39.393	9
11	67	R	4 Mark BAILEY	Yamaha - Gforce motorcycles	9	16:58.070	1 Lap	1 Lap	63.14	1:49.617	4

#### NOT CLASSIFIED

DNF	100	R	Joe GRIGGS	Yamaha - www.ypmrc.co.uk	5	9:05.525	5 Laps	4 Laps	65.46	1:40.731	5
DNF	125		Ben MILES	Yamaha - Allspeed	1	1:43.586	9 Laps	4 Laps	68.95		
DNF	79		Neil MACQUEEN	Yamaha -	0						
DNF	86	C	Jamie KELMAN	Yamaha - Fastlane motorcycles	0						
DNF	21		Ben HUNTER	Yamaha -	0						
DNF	57	R	Geoff MOOK	Yamaha -	0						

#### FASTEST LAP

19			Peter BRANTON	Yamaha -	10	1:29.551			79.75 mph	128.36 kph
24	R		Scott CARSON	Yamaha - Bridge motorcycles, Two wheel technics	10	1:30.738			78.71 mph	126.68 kph
70	C		Andrew BURSCOUGH	Yamaha - Apollo Tuning	10	1:31.329			78.20 mph	125.86 kph

\* No 19 - Transponder not working

Class - 92.5% of Race Speed = 69.03 mph

Class C - 92.5% of Race Speed = 68.94 mph

Class R - 92.5% of Race Speed = 68.94 mph

Snetterton 200

Circuit Length = 1.9840 miles

Start: 12:05 Flag 12:20 End: 12:22

Weather / Track : Drizzle / Damp

These results are provisional until the conclusion of any judicial and technical matters.

Clerk Of Course :	Timekeeper :
-------------------	--------------

Results can be found at [www.tsl-timing.com](http://www.tsl-timing.com)

Printed - 12:23 Sunday, 26 August 2018



# BMCRC - MRO Championships 2018 - Rnd 8 @ Snetterton 200

## DFDS Seaways Yamaha Past Masters

### RACE 7 - LAP CHART

#### LAP 1 @ 12:06:56.395

NO	BEHIND	LAP TIME
125		1:43.586
24	1.618	1:45.204
13	1.818	1:45.404
19	2.480	1:46.066
97	3.050	1:46.636
83	5.317	1:48.903
70	5.521	1:49.107
60	12.212	1:55.798
81	12.300	1:55.886
95	12.383	1:55.969
74	14.095	1:57.681
67	20.379	2:03.965
100	28.281	2:11.867

#### LAP 2 @ 12:08:37.492

NO	BEHIND	LAP TIME
13		1:39.279
97	1.186	1:39.233
24	1.624	1:41.103
70	3.964	1:39.540
19	4.067	1:42.684
83	7.353	1:43.133
81	14.521	1:43.318
60	18.456	1:47.341
95	19.985	1:48.699
74	21.802	1:48.804
67	34.926	1:55.644
100	35.246	1:48.062

#### LAP 3 @ 12:10:16.430

NO	BEHIND	LAP TIME
97		1:37.752
13	0.129	1:39.067
70	2.980	1:37.954
24	3.085	1:40.399
19	5.781	1:40.652
83	12.066	1:43.651
81	19.139	1:43.556
60	24.851	1:45.333
74	27.969	1:45.105
95	29.246	1:48.199
100	39.405	1:43.097
67	48.122	1:52.134

#### LAP 4 @ 12:11:53.352

NO	BEHIND	LAP TIME
97		1:36.922
13	1.348	1:38.141
70	1.969	1:35.911
24	3.294	1:37.131
19	6.335	1:37.476
83	16.451	1:41.307
81	23.944	1:41.727
60	30.006	1:42.077
74	36.062	1:45.015
95	37.943	1:45.619
100	44.251	1:41.768
67	1:00.817	1:49.617

#### LAP 5 @ 12:13:28.560

NO	BEHIND	LAP TIME
97		1:35.208
70	0.548	1:33.787
13	1.467	1:35.327
24	1.610	1:33.524
19	5.680	1:34.553
83	20.340	1:39.097
81	26.758	1:38.022
60	36.391	1:41.593
74	43.410	1:42.556
95	44.649	1:41.914
100	49.774	1:40.731
67	1:16.593	1:50.984

#### LAP 6 @ 12:15:03.201

NO	BEHIND	LAP TIME
70		1:34.093
97	0.708	1:35.349
24	0.725	1:33.756
13	1.744	1:34.918
19	4.198	1:33.159
83	21.860	1:36.161
81	30.060	1:37.943
60	43.142	1:41.392
74	49.680	1:40.911
95	50.676	1:40.668

#### LAP 7 @ 12:16:35.934

NO	BEHIND	LAP TIME
70		1:32.733
24	0.083	1:32.091
67	1 Lap	1:51.051
97	0.596	1:32.621
13	2.395	1:33.384
19	2.850	1:31.385
83	24.813	1:35.686
81	34.905	1:37.578
60	50.575	1:40.166
74	57.577	1:40.630
95	58.286	1:40.343

#### LAP 8 @ 12:18:07.806

NO	BEHIND	LAP TIME
70		1:31.872
97	0.775	1:32.051
24	0.814	1:32.603
19	1.629	1:30.651
13	3.507	1:32.984
67	1 Lap	1:53.715
83	28.419	1:35.478
81	42.084	1:39.051
60	58.715	1:40.012
74	1:05.861	1:40.156
95	1:05.917	1:39.503

#### LAP 9 @ 12:19:39.702

NO	BEHIND	LAP TIME
70		1:31.896
19	0.494	1:30.761
24	0.646	1:31.728

97	0.831	1:31.952
13	5.731	1:34.120
83	31.816	1:35.293
67	1 Lap	1:50.103
81	50.086	1:39.898
60	1:06.072	1:39.253
95	1:11.622	1:37.601
74	1:13.358	1:39.393

#### LAP 10 @ 12:21:09.747

NO	BEHIND	LAP TIME
19		1:29.551
70	1.284	1:31.329
24	1.339	1:30.738
97	1.941	1:31.155
13	18.966	1:43.280
83	36.769	1:34.998
81	1:00.831	1:40.790
67	1 Lap	1:50.857
60	1:16.808	1:40.781
95	1:18.926	1:37.349
74	1:22.819	1:39.506

Weather / Track : Drizzle / Damp

Results can be found at [www.tsl-timing.com](http://www.tsl-timing.com)

Snetterton 200

Circuit Length = 1.9840 miles

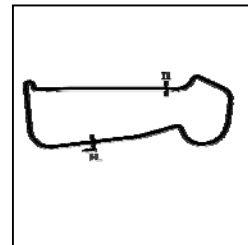
Start: 12:05 Flag 12:20 End: 12:22

Printed - 12:24 Sunday, 26 August 2018

# BMCRC - MRO Championships 2018 - Rnd 8 @ Snetterton 200

## DFDS Seaways Yamaha Past Masters

### RACE 7 - SECTOR ANALYSIS



SECTOR 1 = FL to I1, SECTOR 2 = I1 to FL, DIFF = Difference To Personal Best Lap, P = Crossed Finish Line in Pit Lane, D = Time Disallowed

P1 19 Peter BRANTON		Yamaha -				
IDEAL LAP TIME :		BEST LAP TIME : 1:29.551		DIFFERENCE :		
LAP	SECTOR 1	SECTOR 2	LAP TIME	MPH	DIFF	TIME OF DAY
1 -			1:46.066	67.34	16.515	12:06:58.875
2 -			1:42.684	69.55	13.133	12:08:41.559
3 -			1:40.652	70.96	11.101	12:10:22.211
4 -			1:37.476	73.27	7.925	12:11:59.687
5 -			1:34.553	75.54	5.002	12:13:34.240
6 -			1:33.159	76.67	3.608	12:15:07.399
7 -			1:31.385	78.15	1.834	12:16:38.784
8 -			1:30.651 (2)	78.79	1.100	12:18:09.435
9 -			1:30.761 (3)	78.69	1.210	12:19:40.196
10 -			1:29.551 (1)	79.75		12:21:09.747

P2 70 C Andrew BURSCOUGH		Yamaha - Apollo Tuning				
IDEAL LAP TIME : 1:30.687		BEST LAP TIME : 1:31.329		DIFFERENCE : 0.642		
LAP	SECTOR 1	SECTOR 2	LAP TIME	MPH	DIFF	TIME OF DAY
1 -		54.172	1:49.107	65.46	17.778	12:07:01.916
2 -	45.922	53.618	1:39.540	71.75	8.211	12:08:41.456
3 -	45.761	52.193	1:37.954	72.91	6.625	12:10:19.410
4 -	44.913	50.998	1:35.911	74.47	4.582	12:11:55.321
5 -	44.100	49.687	1:33.787	76.15	2.458	12:13:29.108
6 -	44.595	49.498	1:34.093	75.90	2.764	12:15:03.201
7 -	44.289	48.444	1:32.733	77.02	1.404	12:16:35.934
8 -	43.082	48.790	1:31.872 (2)	77.74	0.543	12:18:07.806
9 -	43.385	48.511	1:31.896 (3)	77.72	0.567	12:19:39.702
10 -	43.724	47.605	1:31.329 (1)	78.20		12:21:11.031

P3 24 R Scott CARSON		Yamaha - Bridge motorcycles, Two wheel technics				
IDEAL LAP TIME : 1:30.604		BEST LAP TIME : 1:30.738		DIFFERENCE : 0.134		
LAP	SECTOR 1	SECTOR 2	LAP TIME	MPH	DIFF	TIME OF DAY
1 -		53.244	1:45.204	67.89	14.466	12:06:58.013
2 -	47.225	53.878	1:41.103	70.64	10.365	12:08:39.116
3 -	47.122	53.277	1:40.399	71.14	9.661	12:10:19.515
4 -	45.632	51.499	1:37.131	73.53	6.393	12:11:56.646
5 -	44.212	49.312	1:33.524	76.37	2.786	12:13:30.170
6 -	43.972	49.784	1:33.756	76.18	3.018	12:15:03.926
7 -	43.501	48.590	1:32.091 (3)	77.55	1.353	12:16:36.017
8 -	43.248	49.355	1:32.603	77.13	1.865	12:18:08.620
9 -	42.953	48.775	1:31.728 (2)	77.86	0.990	12:19:40.348
10 -	43.087	47.651	1:30.738 (1)	78.71		12:21:11.086

P4 97 Reece GUYETT		Yamaha - rose mot				
IDEAL LAP TIME : 1:30.605		BEST LAP TIME : 1:31.155		DIFFERENCE : 0.550		
LAP	SECTOR 1	SECTOR 2	LAP TIME	MPH	DIFF	TIME OF DAY
1 -		53.454	1:46.636	66.98	15.481	12:06:59.445
2 -	47.106	52.127	1:39.233	71.97	8.078	12:08:38.678
3 -	46.038	51.714	1:37.752	73.06	6.597	12:10:16.430
4 -	45.471	51.451	1:36.922	73.69	5.767	12:11:53.352
5 -	45.113	50.095	1:35.208	75.02	4.053	12:13:28.560
6 -	45.324	50.025	1:35.349	74.90	4.194	12:15:03.909
7 -	44.108	48.513	1:32.621	77.11	1.466	12:16:36.530
8 -	43.087	48.964	1:32.051 (3)	77.59	0.896	12:18:08.581
9 -	43.284	48.668	1:31.952 (2)	77.67	0.797	12:19:40.533
10 -	43.637	47.518	1:31.155 (1)	78.35		12:21:11.688

P5 13 Doug EDMONDSON		Yamaha - Anyone want to lend me a bike for the Classic TT 201				
IDEAL LAP TIME : 1:32.961		BEST LAP TIME : 1:32.984		DIFFERENCE : 0.023		
LAP	SECTOR 1	SECTOR 2	LAP TIME	MPH	DIFF	TIME OF DAY

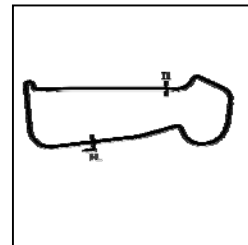
Weather / Track : Drizzle / Damp

Snetterton 200  
Circuit Length = 1.9840 miles  
Start: 12:05 Flag 12:20 End: 12:22

# BMCRC - MRO Championships 2018 - Rnd 8 @ Snetterton 200

## DFDS Seaways Yamaha Past Masters

### RACE 7 - SECTOR ANALYSIS



SECTOR 1 = FL to I1, SECTOR 2 = I1 to FL, DIFF = Difference To Personal Best Lap, P = Crossed Finish Line in Pit Lane, D = Time Disallowed

1 -		53.675	1:45.404	67.76	12.420	12:06:58.213
2 -	46.325	52.954	1:39.279	71.94	6.295	12:08:37.492
3 -	46.593	52.474	1:39.067	72.09	6.083	12:10:16.559
4 -	46.035	52.106	1:38.141	72.77	5.157	12:11:54.700
5 -	44.771	50.556	1:35.327	74.92	2.343	12:13:30.027
6 -	45.562	49.356	1:34.918	75.24	1.934	12:15:04.945
7 -	44.176	<b>49.208</b>	1:33.384 (2)	76.48	0.400	12:16:38.329
8 -	<b>43.753</b>	49.231	<b>1:32.984 (1)</b>	<b>76.81</b>		<b>12:18:11.313</b>
9 -	44.063	50.057	1:34.120 (3)	75.88	1.136	12:19:45.433
10 -	46.466	56.814	1:43.280	69.15	10.296	12:21:28.713

P6 83 C Paul GODBOLD			Yamaha - Hill farm tree services			
IDEAL LAP TIME : 1:34.822		BEST LAP TIME : 1:34.998	DIFFERENCE : 0.176			
LAP	SECTOR 1	SECTOR 2	LAP TIME	MPH	DIFF	TIME OF DAY
1 -		54.435	1:48.903	65.58	13.905	12:07:01.712
2 -	48.404	54.729	1:43.133	69.25	8.135	12:08:44.845
3 -	48.153	55.498	1:43.651	68.90	8.653	12:10:28.496
4 -	48.309	52.998	1:41.307	70.50	6.309	12:12:09.803
5 -	47.535	51.562	1:39.097	72.07	4.099	12:13:48.900
6 -	45.994	50.167	1:36.161	74.27	1.163	12:15:25.061
7 -	45.275	50.411	1:35.686	74.64	0.688	12:17:00.747
8 -	45.613	<b>49.865</b>	1:35.478 (3)	74.80	0.480	12:18:36.225
9 -	45.096	50.197	1:35.293 (2)	74.95	0.295	12:20:11.518
10 -	<b>44.957</b>	50.041	<b>1:34.998 (1)</b>	<b>75.18</b>		<b>12:21:46.516</b>

P7 81 Scott GRANT			Yamaha - SEAGER engineering/ Motaa Cycle Parts			
IDEAL LAP TIME : 1:37.304		BEST LAP TIME : 1:37.578	DIFFERENCE : 0.274			
LAP	SECTOR 1	SECTOR 2	LAP TIME	MPH	DIFF	TIME OF DAY
1 -		55.428	1:55.886	61.63	18.308	12:07:08.695
2 -	47.875	55.443	1:43.318	69.13	5.740	12:08:52.013
3 -	48.603	54.953	1:43.556	68.97	5.978	12:10:35.569
4 -	47.481	54.246	1:41.727	70.21	4.149	12:12:17.296
5 -	46.511	<b>51.511</b>	1:38.022 (3)	72.86	0.444	12:13:55.318
6 -	45.979	51.964	1:37.943 (2)	72.92	0.365	12:15:33.261
7 -	<b>45.793</b>	51.785	<b>1:37.578 (1)</b>	<b>73.19</b>		<b>12:17:10.839</b>
8 -	46.043	53.008	1:39.051	72.10	1.473	12:18:49.890
9 -	47.380	52.518	1:39.898	71.49	2.320	12:20:29.788
10 -	47.400	53.390	1:40.790	70.86	3.212	12:22:10.578

P8 60 R Daniel GOUGH			Yamaha - G Force Motorcycles			
IDEAL LAP TIME : 1:38.981		BEST LAP TIME : 1:39.253	DIFFERENCE : 0.272			
LAP	SECTOR 1	SECTOR 2	LAP TIME	MPH	DIFF	TIME OF DAY
1 -		57.246	1:55.798	61.68	16.545	12:07:08.607
2 -	49.944	57.397	1:47.341	66.54	8.088	12:08:55.948
3 -	48.904	56.429	1:45.333	67.80	6.080	12:10:41.281
4 -	47.375	54.702	1:42.077	69.97	2.824	12:12:23.358
5 -	47.062	54.531	1:41.593	70.30	2.340	12:14:04.951
6 -	47.306	54.086	1:41.392	70.44	2.139	12:15:46.343
7 -	46.914	53.252	1:40.166 (3)	71.30	0.913	12:17:26.509
8 -	<b>46.292</b>	53.720	1:40.012 (2)	71.41	0.759	12:19:06.521
9 -	46.564	<b>52.689</b>	<b>1:39.253 (1)</b>	<b>71.96</b>		<b>12:20:45.774</b>
10 -	46.476	54.305	1:40.781	70.87	1.528	12:22:26.555

P9 95 R Simon CLARK			Yamaha - Towan Motors			
IDEAL LAP TIME : 1:36.760		BEST LAP TIME : 1:37.349	DIFFERENCE : 0.589			
LAP	SECTOR 1	SECTOR 2	LAP TIME	MPH	DIFF	TIME OF DAY
1 -		58.207	1:55.969	61.58	18.620	12:07:08.778
2 -	50.654	58.045	1:48.699	65.70	11.350	12:08:57.477
3 -	50.417	57.782	1:48.199	66.01	10.850	12:10:45.676
4 -	49.558	56.061	1:45.619	67.62	8.270	12:12:31.295

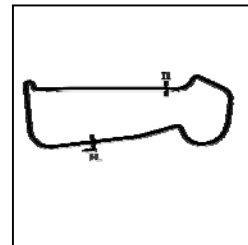
Weather / Track : Drizzle / Damp

Snetterton 200  
Circuit Length = 1.9840 miles  
Start: 12:05 Flag 12:20 End: 12:22

# BMCRC - MRO Championships 2018 - Rnd 8 @ Snetterton 200

## DFDS Seaways Yamaha Past Masters

### RACE 7 - SECTOR ANALYSIS



SECTOR 1 = FL to I1, SECTOR 2 = I1 to FL, DIFF = Difference To Personal Best Lap, P = Crossed Finish Line in Pit Lane, D = Time Disallowed

5 -	47.846	54.068	1:41.914	70.08	4.565	12:14:13.209
6 -	46.824	53.844	1:40.668	70.95	3.319	12:15:53.877
7 -	47.210	53.133	1:40.343	71.18	2.994	12:17:34.220
8 -	46.545	52.958	1:39.503 (3)	71.78	2.154	12:19:13.723
9 -	46.222	<b>51.379</b>	1:37.601 (2)	73.18	0.252	12:20:51.324
10 -	<b>45.381</b>	51.968	<b>1:37.349 (1)</b>	<b>73.37</b>		<b>12:22:28.673</b>

P10	74	Paul WHITBY	Yamaha -
IDEAL LAP TIME : 1:38.681		BEST LAP TIME : 1:39.393	DIFFERENCE : 0.712

LAP	SECTOR 1	SECTOR 2	LAP TIME	MPH	DIFF	TIME OF DAY
1 -		1:04.660	1:57.681	60.69	18.288	12:07:10.490
2 -	51.249	57.555	1:48.804	65.64	9.411	12:08:59.294
3 -	48.373	56.732	1:45.105	67.95	5.712	12:10:44.399
4 -	48.529	56.486	1:45.015	68.01	5.622	12:12:29.414
5 -	47.518	55.038	1:42.556	69.64	3.163	12:14:11.970
6 -	46.531	54.380	1:40.911	70.78	1.518	12:15:52.881
7 -	46.240	54.390	1:40.630	70.97	1.237	12:17:33.511
8 -	46.079	54.077	1:40.156 (3)	71.31	0.763	12:19:13.667
9 -	46.465	<b>52.928</b>	<b>1:39.393 (1)</b>	<b>71.86</b>		<b>12:20:53.060</b>
10 -	<b>45.753</b>	53.753	1:39.506 (2)	71.77	0.113	12:22:32.566

P11	67 R	Mark BAILEY	Yamaha - Gforce motorcycles
IDEAL LAP TIME : 1:49.617		BEST LAP TIME : 1:49.617	DIFFERENCE : 0.000

LAP	SECTOR 1	SECTOR 2	LAP TIME	MPH	DIFF	TIME OF DAY
1 -		1:02.455	2:03.965	57.61	14.348	12:07:16.774
2 -	53.471	1:02.173	1:55.644	61.76	6.027	12:09:12.418
3 -	52.333	59.801	1:52.134	63.69	2.517	12:11:04.552
4 -	<b>50.328</b>	<b>59.289</b>	<b>1:49.617 (1)</b>	<b>65.15</b>		<b>12:12:54.169</b>
5 -	51.018	59.966	1:50.984	64.35	1.367	12:14:45.153
6 -	50.752	1:00.299	1:51.051	64.31	1.434	12:16:36.204
7 -	53.492	1:00.223	1:53.715	62.81	4.098	12:18:29.919
8 -	50.706	59.397	1:50.103 (2)	64.87	0.486	12:20:20.022
9 -	51.064	59.793	1:50.857 (3)	64.43	1.240	12:22:10.879

P12	100 R	Joe GRIGGS	Yamaha - www.ypmrc.co.uk
IDEAL LAP TIME : 1:40.248		BEST LAP TIME : 1:40.731	DIFFERENCE : 0.483

LAP	SECTOR 1	SECTOR 2	LAP TIME	MPH	DIFF	TIME OF DAY
1 -		57.214	2:11.867	54.16	31.136	12:07:24.676
2 -	49.005	59.057	1:48.062	66.09	7.331	12:09:12.738
3 -	47.190	55.907	1:43.097 (3)	69.27	2.366	12:10:55.835
4 -	47.539	54.229	1:41.768 (2)	70.18	1.037	12:12:37.603
5 -	46.960	<b>53.771</b>	<b>1:40.731 (1)</b>	<b>70.90</b>		<b>12:14:18.334</b>

P13	125	Ben MILES	Yamaha - Allspeed
IDEAL LAP TIME : 1:35.886		BEST LAP TIME :	DIFFERENCE :

LAP	SECTOR 1	SECTOR 2	LAP TIME	MPH	DIFF	TIME OF DAY
1 -		<b>51.603</b>	1:43.586	68.95		12:06:56.395

# BMCRC - MRO Championships 2018 - Rnd 8 @ Snetterton 200

## DFDS Seaways Yamaha Past Masters

### RACE 7 - BEST SECTORS

SECTOR 1			SECTOR 2			IDEAL / BEST COMPARISON						
POS	NO	NAME	TIME	NO	NAME	TIME	POS	NO	NAME	IDEAL	BEST	DIFF
									<b>PERFECT LAP</b>	<b>1:30.471</b>		
1	24	CARSON	<b>42.953</b>	97	GUYETT	<b>47.518</b>	1	24	CARSON	1:30.604	1:30.738	0.134
2	70	BURSCOUGH	<b>43.082</b>	70	BURSCOUGH	<b>47.605</b>	2	97	GUYETT	1:30.605	1:31.155	0.550
3	97	GUYETT	<b>43.087</b>	24	CARSON	<b>47.651</b>	3	70	BURSCOUGH	1:30.687	1:31.329	0.642
4	13	EDMONDSON	<b>43.753</b>	13	EDMONDSON	<b>49.208</b>	4	13	EDMONDSON	1:32.961	1:32.984	0.023
5	125	MILES	<b>44.283</b>	83	GODBOLD	<b>49.865</b>	5	83	GODBOLD	1:34.822	1:34.998	0.176
6	83	GODBOLD	<b>44.957</b>	95	CLARK	<b>51.379</b>	6	125	MILES	1:35.886		
7	95	CLARK	<b>45.381</b>	81	GRANT	<b>51.511</b>	7	95	CLARK	1:36.760	1:37.349	0.589
8	74	WHITBY	<b>45.753</b>	125	MILES	<b>51.603</b>	8	81	GRANT	1:37.304	1:37.578	0.274
9	81	GRANT	<b>45.793</b>	60	GOUGH	<b>52.689</b>	9	74	WHITBY	1:38.681	1:39.393	0.712
10	60	GOUGH	<b>46.292</b>	74	WHITBY	<b>52.928</b>	10	60	GOUGH	1:38.981	1:39.253	0.272
11	100	GRIGGS	<b>46.477</b>	100	GRIGGS	<b>53.771</b>	11	100	GRIGGS	1:40.248	1:40.731	0.483
12	67	BAILEY	<b>50.328</b>	67	BAILEY	<b>59.289</b>	12	67	BAILEY	1:49.617	1:49.617	0.000
13							13	19	BRANTON		1:29.551	
14												
15												
16												
17												

Weather / Track : Drizzle / Damp

Results can be found at [www.tsl-timing.com](http://www.tsl-timing.com)

Snetterton 200  
Circuit Length = 1.9840 miles  
Start: 12:05 Flag 12:20 End: 12:22

Printed - 12:23 Sunday, 26 August 2018

**BMCRC - MRO Championships 2018 - Rnd 8 @ Snetterton 200**

**DFDS Seaways Yamaha Past Masters**

**RACE 16 - GRID (10 Laps)**

ROW 6	1		17	57	Geoff MOOK	16	21	Ben HUNTER							
ROW 5		15	86	Jamie KELMAN	14	79	Neil MACQUEEN	13	125	Ben MILES					
ROW 4		12	67	Mark BAILEY	1:49.617	11	100	Joe GRIGGS	1:40.731	10	74	Paul WHITBY	1:39.393		
ROW 3			9	60	Daniel GOUGH	1:39.253	8	81	Scott GRANT	1:37.578	7	95	Simon CLARK	1:37.349	
ROW 2			6	83	Paul GODBOLD	1:34.998	5	13	Doug EDMONDSON	1:32.984	4	70	Andrew BURSCOUGH	1:31.329	
ROW 1				3	97	Reece GUYETT	1:31.155	2	24	Scott CARSON	1:30.738	1	19	Peter BRANTON	1:29.551
													<b>Pole</b>		

Snetterton 200  
Circuit Length = 1.9840 miles

These results are provisional until the conclusion of any judicial and technical matters.

Clerk Of Course :		Timekeeper :
-------------------	--	--------------

Results can be found at [www.tsl-timing.com](http://www.tsl-timing.com)

Printed - 12:27 Sunday, 26 August 2018



# BMCRC - MRO Championships 2018 - Rnd 8 @ Snetterton 200

## DFDS Seaways Yamaha Past Masters

### RACE 16 - CLASSIFICATION - AMENDED

POS	NO	CL	PIC NAME	ENTRY	LAPS	TIME	GAP	DIFF	MPH	BEST	ON
1	70	C	1 Andrew BURSCOUGH	Yamaha - Apollo Tuning	10	16:59.605			70.05	1:40.579	7
2	13		1 Doug EDMONDSON	Yamaha - Anyone want to lend me a bike for the Cl	10	17:00.092	0.487	0.487	70.01	1:39.858	9
3	19		2 Peter BRANTON	Yamaha -	10	17:08.351	8.746	8.259	69.45	1:40.911	6
4	125		3 Ben MILES	Yamaha - Allspeed	10	17:22.667	23.062	14.316	68.50	1:41.800	7
5	24	R	1 Scott CARSON	Yamaha - Bridge motorcycles, Two wheel technics	10	17:23.063	23.458	0.396	68.47	1:42.921	6
6	83	C	2 Paul GODBOLD	Yamaha - Hill farm tree services	10	17:53.360	53.755	30.297	66.54	1:43.888	4
7	81		4 Scott GRANT	Yamaha - SEAGER engineering/ Mota Cycle Parts	10	18:00.875	1:01.270	7.515	66.08	1:45.546	2
8	74		5 Paul WHITBY	Yamaha -	10	18:40.207	1:40.602	39.332	63.76	1:48.132	4
9	57	R	2 Geoff MOOK	Yamaha -	9	17:15.389	1 Lap	1 Lap	62.08	1:51.315	9
10	60	R	3 Daniel GOUGH	Yamaha - G Force Motorcycles	9	17:18.071	1 Lap	2.682	61.92	1:52.466	5
11	100	R	4 Joe GRIGGS	Yamaha - www.ypmrc.co.uk	9	17:30.474	1 Lap	12.403	61.19	1:51.291	8

#### NOT CLASSIFIED

DNF	95	R	Simon CLARK	Yamaha - Towan Motors	5	8:45.941	5 Laps	4 Laps	67.90	1:42.914	5
DNF	67	R	Mark BAILEY	Yamaha - Gforce motorcycles	0						

#### FASTEST LAP

13			Doug EDMONDSON	Yamaha - Anyone want to lend me a bike for the Cl	9	1:39.858		71.52 mph		115.11 kph
70	C		Andrew BURSCOUGH	Yamaha - Apollo Tuning	7	1:40.579		71.01 mph		114.28 kph
95	R		Simon CLARK	Yamaha - Towan Motors	5	1:42.914		69.40 mph		111.69 kph

Class C - 92.5% of Race Speed = 64.79 mph

Class - 92.5% of Race Speed = 64.75 mph

Class R - 92.5% of Race Speed = 63.33 mph

Snetterton 200

Circuit Length = 1.9840 miles

Start: 16:21 Flag 16:38 End: 16:40

Weather / Track : Rain / Wet

These results are provisional until the conclusion of any judicial and technical matters.

Clerk Of Course :	Timekeeper :
-------------------	--------------

Results can be found at [www.tsl-timing.com](http://www.tsl-timing.com)

Printed - 16:58 Sunday, 26 August 2018



# BMCRC - MRO Championships 2018 - Rnd 8 @ Snetterton 200

## DFDS Seaways Yamaha Past Masters

### RACE 16 - LAP CHART

#### LAP 1 @ 16:23:15.379

NO	BEHIND	LAP TIME
19		1:45.782
70	0.291	1:46.073
13	1.516	1:47.298
24	4.144	1:49.926
83	4.577	1:50.359
95	5.144	1:50.926
81	6.260	1:52.042
125	6.421	1:52.203
60	8.504	1:54.286
74	8.864	1:54.646
100	17.669	2:03.451
57	19.708	2:05.490

#### LAP 2 @ 16:24:57.224

NO	BEHIND	LAP TIME
19		1:41.845
70	0.112	1:41.666
13	2.104	1:42.433
95	7.183	1:43.884
24	7.243	1:44.944
125	7.718	1:43.142
83	8.870	1:46.138
81	9.961	1:45.546
74	17.634	1:50.615
100	31.640	1:55.816
60	33.641	2:06.982
57	34.965	1:57.102

#### LAP 3 @ 16:26:39.538

NO	BEHIND	LAP TIME
70		1:42.202
19	0.481	1:42.795
13	2.639	1:42.849
125	8.601	1:43.197
24	9.248	1:44.319
95	10.031	1:45.162
83	10.636	1:44.080
81	13.660	1:46.013
74	27.163	1:51.843
60	45.057	1:53.730
100	45.969	1:56.643
57	47.524	1:54.873

#### LAP 4 @ 16:28:20.582

NO	BEHIND	LAP TIME
70		1:41.044
19	1.523	1:42.086
13	3.366	1:41.771
125	10.957	1:43.400
95	12.042	1:43.055
24	12.097	1:43.893
83	13.480	1:43.888
81	19.511	1:46.895
74	34.251	1:48.132
60	56.833	1:52.820
100	59.630	1:54.705
57	1:01.540	1:55.060

#### LAP 5 @ 16:30:02.099

NO	BEHIND	LAP TIME
70		1:41.517
19	1.493	1:41.487
13	2.777	1:40.928
95	13.439	1:42.914
24	13.682	1:43.102
125	13.812	1:44.372
83	17.169	1:45.206
81	26.339	1:48.345
74	43.220	1:50.486
60	1:07.782	1:52.466
57	1:13.597	1:53.574
100	1:21.023	2:02.910

#### LAP 6 @ 16:31:43.972

NO	BEHIND	LAP TIME
70		1:41.873
19	0.531	1:40.911
13	1.548	1:40.644
24	14.730	1:42.921
125	15.613	1:43.674
83	22.296	1:47.000
81	33.067	1:48.601
74	53.683	1:52.336
60	1:19.945	1:54.036
57	1:25.785	1:54.061
100	1:35.642	1:56.492

#### LAP 7 @ 16:33:24.551

NO	BEHIND	LAP TIME
70		1:40.579
19	2.392	1:42.440
13	3.185	1:42.216
125	16.834	1:41.800
24	17.405	1:43.254
83	30.138	1:48.421
81	40.763	1:48.275
74	1:03.823	1:50.719
60	1:32.807	1:53.441
57	1:37.723	1:52.517

#### LAP 8 @ 16:35:05.413

NO	BEHIND	LAP TIME
70		1:40.862
19	3.832	1:42.302
13	4.551	1:42.228
100	1 Lap	1:56.532
125	20.054	1:44.082
24	20.665	1:44.122
83	39.135	1:49.859
81	47.325	1:47.424
74	1:16.129	1:53.168

#### LAP 9 @ 16:36:47.992

NO	BEHIND	LAP TIME
70		1:42.579
13	1.830	1:39.858
19	4.222	1:42.969
60	1 Lap	1:54.903
57	1 Lap	1:51.397

100	1 Lap	1:51.291
125	20.898	1:43.423
24	21.490	1:43.404
83	47.857	1:51.301
81	54.131	1:49.385
74	1:27.961	1:54.411

#### LAP 10 @ 16:38:29.202

NO	BEHIND	LAP TIME
70		1:41.210
13	0.487	1:39.867
19	8.746	1:45.734
57	1 Lap	1:51.315
60	1 Lap	1:55.407
125	23.062	1:43.374
24	23.458	1:43.178
100	1 Lap	1:52.634
83	53.755	1:47.108
81	1:01.270	1:48.349
74	1:40.602	1:53.851

Weather / Track : Rain / Wet

Results can be found at [www.tsl-timing.com](http://www.tsl-timing.com)

Snetterton 200

Circuit Length = 1.9840 miles

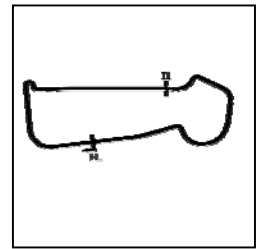
Start: 16:21 Flag 16:38 End: 16:40

Printed - 16:42 Sunday, 26 August 2018

# BMCRC - MRO Championships 2018 - Rnd 8 @ Snetterton 200

## DFDS Seaways Yamaha Past Masters

### RACE 16 - SECTOR ANALYSIS



SECTOR 1 = FL to I1, SECTOR 2 = I1 to FL, DIFF = Difference To Personal Best Lap, P = Crossed Finish Line in Pit Lane, D = Time Disallowed

P1 13		Doug EDMONDSON		Yamaha - Anyone want to lend me a bike for the Classic TT 201		
IDEAL LAP TIME : 1:39.556		BEST LAP TIME : 1:39.858		DIFFERENCE : 0.302		
LAP	SECTOR 1	SECTOR 2	LAP TIME	MPH	DIFF	TIME OF DAY
1 -		55.141	1:47.298	66.56	7.440	16:23:16.895
2 -	47.768	54.665	1:42.433	69.72	2.575	16:24:59.328
3 -	48.217	54.632	1:42.849	69.44	2.991	16:26:42.177
4 -	47.776	53.995	1:41.771	70.18	1.913	16:28:23.948
5 -	47.473	53.455	1:40.928	70.76	1.070	16:30:04.876
6 -	47.008	53.636	1:40.644 (3)	70.96	0.786	16:31:45.520
7 -	47.502	54.714	1:42.216	69.87	2.358	16:33:27.736
8 -	46.790	55.438	1:42.228	69.86	2.370	16:35:09.964
9 -	<b>46.502</b>	53.356	<b>1:39.858 (1)</b>	<b>71.52</b>		<b>16:36:49.822</b>
10 -	46.813	<b>53.054</b>	1:39.867 (2)	71.52	0.009	16:38:29.689

P2 19		Peter BRANTON		Yamaha -		
IDEAL LAP TIME : 1:40.661		BEST LAP TIME : 1:40.911		DIFFERENCE : 0.250		
LAP	SECTOR 1	SECTOR 2	LAP TIME	MPH	DIFF	TIME OF DAY
1 -		54.421	1:45.782	67.52	4.871	16:23:15.379
2 -	47.452	54.393	1:41.845 (3)	70.13	0.934	16:24:57.224
3 -	47.881	54.914	1:42.795	69.48	1.884	16:26:40.019
4 -	47.105	54.981	1:42.086	69.96	1.175	16:28:22.105
5 -	47.480	<b>54.007</b>	1:41.487 (2)	70.37	0.576	16:30:03.592
6 -	46.870	54.041	<b>1:40.911 (1)</b>	<b>70.78</b>		<b>16:31:44.503</b>
7 -	47.307	55.133	1:42.440	69.72	1.529	16:33:26.943
8 -	<b>46.654</b>	55.648	1:42.302	69.81	1.391	16:35:09.245
9 -	47.516	55.453	1:42.969	69.36	2.058	16:36:52.214
10 -	48.696	57.038	1:45.734	67.55	4.823	16:38:37.948

P3 70 C		Andrew BURSCOUGH		Yamaha - Apollo Tuning		
IDEAL LAP TIME : 1:40.097		BEST LAP TIME : 1:40.579		DIFFERENCE : 0.482		
LAP	SECTOR 1	SECTOR 2	LAP TIME	MPH	DIFF	TIME OF DAY
1 -		54.184	1:46.073	67.33	5.494	16:23:15.670
2 -	46.731	54.935	1:41.666	70.25	1.087	16:24:57.336
3 -	47.039	55.163	1:42.202	69.88	1.623	16:26:39.538
4 -	47.093	53.951	1:41.044 (3)	70.68	0.465	16:28:20.582
5 -	47.705	53.812	1:41.517	70.35	0.938	16:30:02.099
6 -	47.905	53.968	1:41.873	70.11	1.294	16:31:43.972
7 -	47.209	<b>53.370</b>	<b>1:40.579 (1)</b>	<b>71.01</b>		<b>16:33:24.551</b>
8 -	<b>46.727</b>	54.135	1:40.862 (2)	70.81	0.283	16:35:05.413
9 -	47.083	55.496	1:42.579	69.62	2.000	16:36:47.992
10 -	47.360	53.850	1:41.210	70.57	0.631	16:38:29.202

P4 125		Ben MILES		Yamaha - Allspeed		
IDEAL LAP TIME : 1:41.800		BEST LAP TIME : 1:41.800		DIFFERENCE : 0.000		
LAP	SECTOR 1	SECTOR 2	LAP TIME	MPH	DIFF	TIME OF DAY
1 -		56.564	1:52.203	63.65	10.403	16:23:21.800
2 -	47.907	55.235	1:43.142 (2)	69.24	1.342	16:25:04.942
3 -	47.446	55.751	1:43.197 (3)	69.21	1.397	16:26:48.139
4 -	47.577	55.823	1:43.400	69.07	1.600	16:28:31.539
5 -	47.830	56.542	1:44.372	68.43	2.572	16:30:15.911
6 -	48.112	55.562	1:43.674	68.89	1.874	16:31:59.585
7 -	<b>46.715</b>	<b>55.085</b>	<b>1:41.800 (1)</b>	<b>70.16</b>		<b>16:33:41.385</b>
8 -	47.498	56.584	1:44.082	68.62	2.282	16:35:25.467
9 -	47.939	55.484	1:43.423	69.06	1.623	16:37:08.890
10 -	47.930	55.444	1:43.374	69.09	1.574	16:38:52.264

P5 24 R		Scott CARSON		Yamaha - Bridge motorcycles, Two wheel technics		
IDEAL LAP TIME : 1:42.276		BEST LAP TIME : 1:42.921		DIFFERENCE : 0.645		
LAP	SECTOR 1	SECTOR 2	LAP TIME	MPH	DIFF	TIME OF DAY

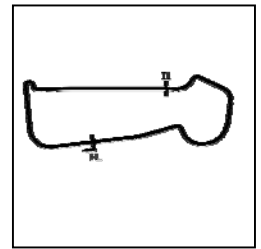
Weather / Track : Rain / Wet

Snetterton 200  
 Circuit Length = 1.9840 miles  
 Start: 16:21 Flag 16:38 End: 16:40

# BMCRC - MRO Championships 2018 - Rnd 8 @ Snetterton 200

## DFDS Seaways Yamaha Past Masters

### RACE 16 - SECTOR ANALYSIS



SECTOR 1 = FL to I1, SECTOR 2 = I1 to FL, DIFF = Difference To Personal Best Lap, P = Crossed Finish Line in Pit Lane, D = Time Disallowed

1 -		56.258	1:49.926	64.97	7.005	16:23:19.523
2 -	49.362	55.582	1:44.944	68.06	2.023	16:25:04.467
3 -	48.298	56.021	1:44.319	68.46	1.398	16:26:48.786
4 -	48.107	55.786	1:43.893	68.74	0.972	16:28:32.679
5 -	48.171	54.931	1:43.102 (2)	69.27	0.181	16:30:15.781
6 -	<b>47.367</b>	55.554	<b>1:42.921 (1)</b>	<b>69.39</b>		<b>16:31:58.702</b>
7 -	47.999	55.255	1:43.254	69.17	0.333	16:33:41.956
8 -	47.964	56.158	1:44.122	68.59	1.201	16:35:26.078
9 -	48.495	<b>54.909</b>	1:43.404	69.07	0.483	16:37:09.482
10 -	47.935	55.243	1:43.178 (3)	69.22	0.257	16:38:52.660

P6 83 C Paul GODBOLD			Yamaha - Hill farm tree services			
IDEAL LAP TIME : 1:43.824		BEST LAP TIME : 1:43.888	DIFFERENCE : 0.064			
LAP	SECTOR 1	SECTOR 2	LAP TIME	MPH	DIFF	TIME OF DAY
1 -		55.953	1:50.359	64.72	6.471	16:23:19.956
2 -	50.099	56.039	1:46.138	67.29	2.250	16:25:06.094
3 -	<b>48.739</b>	55.341	1:44.080 (2)	68.62	0.192	16:26:50.174
4 -	48.803	<b>55.085</b>	<b>1:43.888 (1)</b>	<b>68.75</b>		<b>16:28:34.062</b>
5 -	48.937	56.269	1:45.206 (3)	67.89	1.318	16:30:19.268
6 -	49.632	57.368	1:47.000	66.75	3.112	16:32:06.268
7 -	49.752	58.669	1:48.421	65.87	4.533	16:33:54.689
8 -	50.420	59.439	1:49.859	65.01	5.971	16:35:44.548
9 -	50.913	1:00.388	1:51.301	64.17	7.413	16:37:35.849
10 -	50.659	56.449	1:47.108	66.68	3.220	16:39:22.957

P7 81 Scott GRANT			Yamaha - SEAGER engineering/ Motaa Cycle Parts			
IDEAL LAP TIME : 1:45.348		BEST LAP TIME : 1:45.546	DIFFERENCE : 0.198			
LAP	SECTOR 1	SECTOR 2	LAP TIME	MPH	DIFF	TIME OF DAY
1 -		56.998	1:52.042	63.74	6.496	16:23:21.639
2 -	49.178	<b>56.368</b>	<b>1:45.546 (1)</b>	<b>67.67</b>		<b>16:25:07.185</b>
3 -	<b>48.980</b>	57.033	1:46.013 (2)	67.37	0.467	16:26:53.198
4 -	50.186	56.709	1:46.895 (3)	66.81	1.349	16:28:40.093
5 -	50.537	57.808	1:48.345	65.92	2.799	16:30:28.438
6 -	49.367	59.234	1:48.601	65.76	3.055	16:32:17.039
7 -	49.812	58.463	1:48.275	65.96	2.729	16:34:05.314
8 -	49.913	57.511	1:47.424	66.48	1.878	16:35:52.738
9 -	50.413	58.972	1:49.385	65.29	3.839	16:37:42.123
10 -	49.705	58.644	1:48.349	65.92	2.803	16:39:30.472

P8 74 Paul WHITBY			Yamaha -			
IDEAL LAP TIME : 1:48.132		BEST LAP TIME : 1:48.132	DIFFERENCE : 0.000			
LAP	SECTOR 1	SECTOR 2	LAP TIME	MPH	DIFF	TIME OF DAY
1 -		57.530	1:54.646	62.30	6.514	16:23:24.243
2 -	51.395	59.220	1:50.615 (3)	64.57	2.483	16:25:14.858
3 -	53.347	58.496	1:51.843	63.86	3.711	16:27:06.701
4 -	<b>50.861</b>	<b>57.271</b>	<b>1:48.132 (1)</b>	<b>66.05</b>		<b>16:28:54.833</b>
5 -	51.969	58.517	1:50.486 (2)	64.64	2.354	16:30:45.319
6 -	51.498	1:00.838	1:52.336	63.58	4.204	16:32:37.655
7 -	51.510	59.209	1:50.719	64.51	2.587	16:34:28.374
8 -	52.119	1:01.049	1:53.168	63.11	5.036	16:36:21.542
9 -	54.596	59.815	1:54.411	62.42	6.279	16:38:15.953
10 -	53.611	1:00.240	1:53.851	62.73	5.719	16:40:09.804

P9 57 R Geoff MOOK			Yamaha -			
IDEAL LAP TIME : 1:51.234		BEST LAP TIME : 1:51.315	DIFFERENCE : 0.081			
LAP	SECTOR 1	SECTOR 2	LAP TIME	MPH	DIFF	TIME OF DAY
1 -		1:03.037	2:05.490	56.91	14.175	16:23:35.087
2 -	55.057	1:02.045	1:57.102	60.99	5.787	16:25:32.189
3 -	53.109	1:01.764	1:54.873	62.17	3.558	16:27:27.062
4 -	53.479	1:01.581	1:55.060	62.07	3.745	16:29:22.122

Weather / Track : Rain / Wet

Snetterton 200

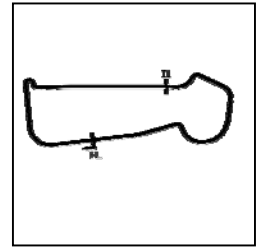
Circuit Length = 1.9840 miles

Start: 16:21 Flag 16:38 End: 16:40

# BMCRC - MRO Championships 2018 - Rnd 8 @ Snetterton 200

## DFDS Seaways Yamaha Past Masters

### RACE 16 - SECTOR ANALYSIS



SECTOR 1 = FL to I1, SECTOR 2 = I1 to FL, DIFF = Difference To Personal Best Lap, P = Crossed Finish Line in Pit Lane, D = Time Disallowed

5 -	52.495	1:01.079	1:53.574	62.88	2.259	16:31:15.696
6 -	51.972	1:02.089	1:54.061	62.62	2.746	16:33:09.757
7 -	51.402	1:01.115	1:52.517 (3)	63.47	1.202	16:35:02.274
8 -	51.205	<b>1:00.192</b>	1:51.397 (2)	64.11	0.082	16:36:53.671
9 -	<b>51.042</b>	1:00.273	<b>1:51.315 (1)</b>	<b>64.16</b>		<b>16:38:44.986</b>

P10 60 R Daniel GOUGH		Yamaha - G Force Motorcycles				
IDEAL LAP TIME : 1:48.937		BEST LAP TIME : 1:52.466		DIFFERENCE : 3.529		
LAP	SECTOR 1	SECTOR 2	LAP TIME	MPH	DIFF	TIME OF DAY

1 -		<b>57.027</b>	1:54.286	62.49	1.820	16:23:23.883
2 -	1:04.513	1:02.469	2:06.982	56.24	14.516	16:25:30.865
3 -	52.905	1:00.825	1:53.730	62.80	1.264	16:27:24.595
4 -	52.690	1:00.130	1:52.820 (2)	63.30	0.354	16:29:17.415
5 -	52.458	1:00.008	<b>1:52.466 (1)</b>	<b>63.50</b>		<b>16:31:09.881</b>
6 -	52.546	1:01.490	1:54.036	62.63	1.570	16:33:03.917
7 -	<b>51.910</b>	1:01.531	1:53.441 (3)	62.96	0.975	16:34:57.358
8 -	52.882	1:02.021	1:54.903	62.16	2.437	16:36:52.261
9 -	53.367	1:02.040	1:55.407	61.88	2.941	16:38:47.668

P11 100 R Joe GRIGGS		Yamaha - www.ypmrc.co.uk				
IDEAL LAP TIME : 1:51.291		BEST LAP TIME : 1:51.291		DIFFERENCE : 0.000		
LAP	SECTOR 1	SECTOR 2	LAP TIME	MPH	DIFF	TIME OF DAY

1 -		1:02.644	2:03.451	57.85	12.160	16:23:33.048
2 -	53.775	1:02.041	1:55.816	61.67	4.525	16:25:28.864
3 -	54.368	1:02.275	1:56.643	61.23	5.352	16:27:25.507
4 -	53.252	1:01.453	1:54.705 (3)	62.26	3.414	16:29:20.212
5 -	52.669	1:10.241	2:02.910	58.11	11.619	16:31:23.122
6 -	53.881	1:02.611	1:56.492	61.31	5.201	16:33:19.614
7 -	53.510	1:03.022	1:56.532	61.29	5.241	16:35:16.146
8 -	<b>51.842</b>	<b>59.449</b>	<b>1:51.291 (1)</b>	<b>64.17</b>		<b>16:37:07.437</b>
9 -	52.064	1:00.570	1:52.634 (2)	63.41	1.343	16:39:00.071

P12 95 R Simon CLARK		Yamaha - Towan Motors				
IDEAL LAP TIME : 1:41.543		BEST LAP TIME : 1:42.914		DIFFERENCE : 1.371		
LAP	SECTOR 1	SECTOR 2	LAP TIME	MPH	DIFF	TIME OF DAY

1 -		56.150	1:50.926	64.38	8.012	16:23:20.523
2 -	48.531	55.353	1:43.884 (3)	68.75	0.970	16:25:04.407
3 -	49.031	56.131	1:45.162	67.91	2.248	16:26:49.569
4 -	48.298	54.757	1:43.055 (2)	69.30	0.141	16:28:32.624
5 -	48.804	<b>54.110</b>	<b>1:42.914 (1)</b>	<b>69.40</b>		<b>16:30:15.538</b>

Weather / Track : Rain / Wet

Results can be found at [www.tsl-timing.com](http://www.tsl-timing.com)

Page 3 of 3

Snetterton 200  
Circuit Length = 1.9840 miles  
Start: 16:21 Flag 16:38 End: 16:40

Printed - 16:42 Sunday, 26 August 2018

# BMCRC - MRO Championships 2018 - Rnd 8 @ Snetterton 200

## DFDS Seaways Yamaha Past Masters

### RACE 16 - BEST SECTORS

SECTOR 1			SECTOR 2			IDEAL / BEST COMPARISON						
POS	NO	NAME	TIME	NO	NAME	TIME	POS	NO	NAME	IDEAL	BEST	DIFF
									<b>PERFECT LAP</b>	<b>1:39.556</b>		
1	13	EDMONDSON	<b>46.502</b>	13	EDMONDSON	<b>53.054</b>	1	13	EDMONDSON	1:39.556	1:39.858	0.302
2	19	BRANTON	<b>46.654</b>	70	BURSCOUGH	<b>53.370</b>	2	70	BURSCOUGH	1:40.097	1:40.579	0.482
3	125	MILES	<b>46.715</b>	19	BRANTON	<b>54.007</b>	3	19	BRANTON	1:40.661	1:40.911	0.250
4	70	BURSCOUGH	<b>46.727</b>	95	CLARK	<b>54.110</b>	4	95	CLARK	1:41.543	1:42.914	1.371
5	24	CARSON	<b>47.367</b>	24	CARSON	<b>54.909</b>	5	125	MILES	1:41.800	1:41.800	0.000
6	95	CLARK	<b>47.433</b>	125	MILES	<b>55.085</b>	6	24	CARSON	1:42.276	1:42.921	0.645
7	83	GODBOLD	<b>48.739</b>	83	GODBOLD	<b>55.085</b>	7	83	GODBOLD	1:43.824	1:43.888	0.064
8	81	GRANT	<b>48.980</b>	81	GRANT	<b>56.368</b>	8	81	GRANT	1:45.348	1:45.546	0.198
9	74	WHITBY	<b>50.861</b>	60	GOUGH	<b>57.027</b>	9	74	WHITBY	1:48.132	1:48.132	0.000
10	57	MOOK	<b>51.042</b>	74	WHITBY	<b>57.271</b>	10	60	GOUGH	1:48.937	1:52.466	3.529
11	100	GRIGGS	<b>51.842</b>	100	GRIGGS	<b>59.449</b>	11	57	MOOK	1:51.234	1:51.315	0.081
12	60	GOUGH	<b>51.910</b>	57	MOOK	<b>1:00.192</b>	12	100	GRIGGS	1:51.291	1:51.291	0.000
13												

Weather / Track : Rain / Wet

Results can be found at [www.tsl-timing.com](http://www.tsl-timing.com)

Snetterton 200

Circuit Length = 1.9840 miles

Start: 16:21 Flag 16:38 End: 16:40

Printed - 16:41 Sunday, 26 August 2018