BMCRC-MRO CHAMPIONSHIPS 2026

Round 6

Donington Park National

25th / 26th July 2026

Timing, Results & Points Provided by Timing Solutions Ltd

www.tsl-timing.com





HELMET CITY
MRO SUPERSPORT 600 &
MRO CLUBMAN 600

BMCRC-MRO Championships – Round 6

Donington Park National

25th / 26th July 2026

Timing & Results Provided by Timing Solutions Ltd

www.tsl-timing.com

Donington Park National Circuit

Castle Donington, Derby, UK

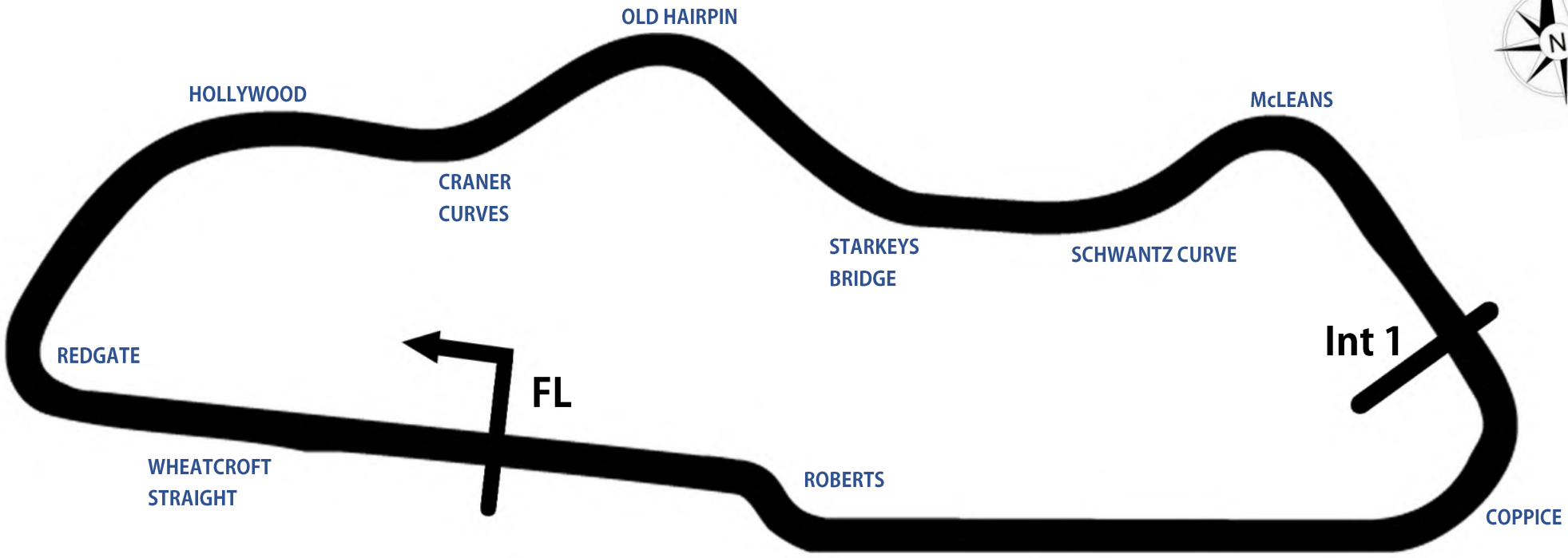

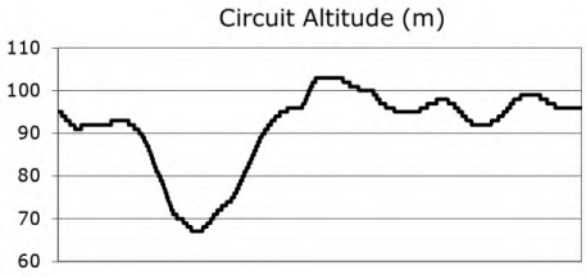

Length	1.9790 miles | 3.185 km | 3185m		
FL	Start @ 60m	52.82971 N	1.37867 W
Int 1	2096m	52.82978 N	1.36508 W
Pit Entry	3158m	52.82951 N	1.37832 W
Pit Exit	229m after FL	52.82996 N	1.38205 W
Pit Entry - Pit Exit	256m, 18.4s @ 50kph, 15.3s @ 60kph		

Results & Live Timing available at – www.tsl-timing.com

Updated - 24/01/2024 10:46

BMCRC - MRO Championships - Rnd 6 @ Donington Park National

Helmet City MRO Supersport 600 inc Clubman 600

QUALIFYING - CLASSIFICATION





POS	NO	CL	PIC	NAME	ENTRY	TIME	ON	LAPS	GAP	DIFF	MPH
1	122		1	Ted WILKINSON	Honda CBR 600 RR - Runcorn Motor Bodies Commerci	1:10.431	3	12			101.15
2	91		2	Sam HIRST	Kawasaki ZX-636 - Team Valley Racing	1:10.985	4	10	0.554	0.554	100.36
3	76		3	Anthony JOHNSON	Triumph Daytona 675 - Sussex Independent Financial	1:11.042	9	10	0.611	0.057	100.28
4	167		4	Kyle JENKINS	Triumph 765 - RJS Superbike, Mclen & Co	1:11.414	4	10	0.983	0.372	99.76
5	56		5	Michael MILLS	Yamaha R6 -	1:11.697	7	10	1.266	0.283	99.37
6	169		6	Gareth CUNNINGHAM	- Hobbs Roofing	1:11.765	4	12	1.334	0.068	99.27
7	71	C	1	James MAY	Triumph 765 EVO - Jm Racing	1:12.229	4	6	1.798	0.464	98.63
8	35		7	Kai DICKINSON	Yamaha R6 - Dad	1:12.373	6	10	1.942	0.144	98.44
9	48		8	Rhys FORREST	Kawasaki 600 - Mark Disley Restoration & Building Ltd	1:12.548	8	11	2.117	0.175	98.20
10	442		9	Max DIXON	Triumph 675 -	1:12.588	9	10	2.157	0.040	98.15
11	78		10	Keith POVAH	Yamaha R6 - @crap.sack give us a follow!	1:12.618	6	7	2.187	0.030	98.11
12	96	C	2	William HOWARTH	Yamaha R6 -	1:13.083	3	7	2.652	0.465	97.48
13	19		11	Tyler DONOVAN	Yamaha R6 - TMT Racing	1:13.261	5	6	2.830	0.178	97.25
14	54		12	Jake ANDERTON	Kawasaki ZX636 - In Loving Memory of Baby Axel	1:13.742	5	10	3.311	0.481	96.61
15	221	C	3	Keaten LEATHERLAND	Yamaha R6 - GL Fabrications Racing/ Complete Engine	1:13.885	5	11	3.454	0.143	96.42
16	5		13	Logan STONE	Yamaha R6 -	1:13.939	4	8	3.508	0.054	96.35
17	14		14	Jack MUIR	-	1:14.058	7	11	3.627	0.119	96.20
18	50		15	Aditya BEHAL	Kawasaki ZX6R -	1:14.223	4	10	3.792	0.165	95.98
19	8	C	4	Oliver NUNN	Yamaha R6 - Intertechnic UK	1:14.637	4	6	4.206	0.414	95.45
20	79	C	5	Thomas GARNER	Yamaha R6 -	1:15.033	5	11	4.602	0.396	94.95
21	135	C	6	Adam FORBES	Yamaha R6 - Currie racing	1:15.255	8	10	4.824	0.222	94.67
22	115	C	7	Brian MAHER	Yamaha R6 - Spraytech /Espresso Solutions	1:15.514	9	10	5.083	0.259	94.34
23	55	C	8	Stuart ROBERTS	Honda CBR 600 RR - Sweatbank gym/Body Fix Coach	1:15.778	7	10	5.347	0.264	94.01
24	63		16	George ANDERSON	Yamaha R6 - JE Technical Ltd	1:15.837	10	11	5.406	0.059	93.94
25	411	C	9	Jack HUGHES	Yamaha R9 - IWS	1:16.002	5	7	5.571	0.165	93.74
26	112	C	10	Jake DONKERSLEY	Yamaha R6 -	1:16.250	7	8	5.819	0.248	93.43
27	74	C	11	Tom VAUGHAN	Yamaha R6 - Stockbridge Trading Ltd,Lamonde Autom	1:17.027	4	7	6.596	0.777	92.49
28	117	C	12	Ben JENNISON	Triumph Daytona 675 -	1:17.453	6	11	7.022	0.426	91.98
29	331		17	Tim BURROWS	Yamaha R6 -	1:17.464	5	11	7.033	0.011	91.97
30	118	C	13	Jim COYLE	Yamaha R6 - Big Jim RIP	1:18.287	4	10	7.856	0.823	91.00
31	80		18	Zac LEIGH	Kawasaki ZX6R - Valeigh Racing	1:18.511	5	10	8.080	0.224	90.74
32	581	C	14	Jack HAYBYRNE	Yamaha R6 - MannCave	1:18.959	10	10	8.528	0.448	90.23
33	84	C	15	George HIGGINS	Yamaha R6 - Aztec Racing	1:19.239	6	10	8.808	0.280	89.91
34	49	C	16	Thomas GALLAGHER	Yamaha YZF R6 - TG Cad Services Ltd	1:21.762	5	7	11.331	2.523	87.13

Weather / Track : Bright / Dry

These results are provisional until the conclusion of any judicial and technical matters.

Date: 25/07/2026 Start: 10:46 Finish: 11:00

Donington Park National: 1.9790 miles

Clerk Of Course: Caroline Patterson / Andy Brown	Timekeeper: Richard Evans	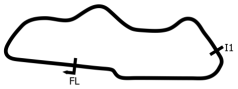

Results can be found at www.tsl-timing.com

Printed - 11:02 Saturday, 25 July 2026

BMCRC - MRO Championships - Rnd 6 @ Donington Park National

Helmet City MRO Supersport 600 inc Clubman 600

QUALIFYING - SECTOR ANALYSIS

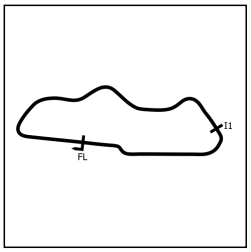

SECTOR 1 = FL to I1, SECTOR 2 = I1 to FL, DIFF = Difference To Personal Best Lap, P = Crossed Finish Line in Pit Lane, D = Time Disallowed

P1 122 Ted WILKINSON — Honda CBR 600 RR - Runcorn Motor Bodies Commercials

IDEAL LAP TIME : 1:10.384 BEST LAP TIME : 1:10.431 DIFFERENCE : 0.047

LAP	SECTOR 1	SECTOR 2	LAP TIME		MPH	DIFF	TIME OF DAY
1 -	47.095	25.147	1:12.242		98.62	1.811	10:47:47.293
2 -	45.856	***24.922***	1:10.778	**(3)**	100.66	0.347	10:48:58.071
3 -	45.489	24.942	***1:10.431***	**(1)**	***101.15***		***10:50:08.502***
4 -	***45.462***	28.011	1:13.473		96.96	3.042	10:51:21.975
5 -	46.494	25.220	1:11.714		99.34	1.283	10:52:33.689
6 -	46.166	25.025	1:11.191		100.07	0.760	10:53:44.880
7 -	46.541	25.111	1:11.652		99.43	1.221	10:54:56.532
8 -	45.775	25.002	1:10.777	**(2)**	100.66	0.346	10:56:07.309
9 -	47.035	25.216	1:12.251		98.60	1.820	10:57:19.560
10 -	47.762	25.302	1:13.064		97.51	2.633	10:58:32.624
11 -	45.870	25.114	1:10.984		100.36	0.553	10:59:43.608
12 -	46.478	28.415	1:14.893		95.13	4.462	11:00:58.501

P2 91 Sam HIRST — Kawasaki ZX-636 - Team Valley Racing

IDEAL LAP TIME : 1:10.985 BEST LAP TIME : 1:10.985 DIFFERENCE : 0.000

LAP	SECTOR 1	SECTOR 2	LAP TIME		MPH	DIFF	TIME OF DAY
1 -	49.387	25.697	1:15.084		94.88	4.099	10:47:48.818
2 -	46.750	25.327	1:12.077	**(3)**	98.84	1.092	10:49:00.895
3 -	46.343	25.296	1:11.639	**(2)**	99.45	0.654	10:50:12.534
4 -	***45.902***	***25.083***	***1:10.985***	**(1)**	***100.36***		***10:51:23.519***
5 -	48.978	IN PIT	1:19.924	**P**	89.14	8.939	10:52:43.443
6 -	OUTLAP	25.938	3:23.421		35.02	2:12.436	10:56:06.864
7 -	47.681	25.746	1:13.427		97.03	2.442	10:57:20.291
8 -	49.549	25.702	1:15.251		94.67	4.266	10:58:35.542
9 -	46.789	25.619	1:12.408		98.39	1.423	10:59:47.950
10 -	48.062	IN PIT	1:20.805	**P**	88.17	9.820	11:01:08.755

P3 76 Anthony JOHNSON — Triumph Daytona 675 - Sussex Independent Financial Advisers

IDEAL LAP TIME : 1:11.042 BEST LAP TIME : 1:11.042 DIFFERENCE : 0.000

LAP	SECTOR 1	SECTOR 2	LAP TIME		MPH	DIFF	TIME OF DAY
1 -	49.637	26.008	1:15.645		94.18	4.603	10:49:10.168
2 -	47.123	25.291	1:12.414		98.38	1.372	10:50:22.582
3 -	46.469	25.134	1:11.603	**(2)**	99.50	0.561	10:51:34.185
4 -	46.504	25.201	1:11.705	**(3)**	99.36	0.663	10:52:45.890
5 -	46.692	30.562	1:17.254		92.22	6.212	10:54:03.144
6 -	50.129	26.332	1:16.461		93.18	5.419	10:55:19.605
7 -	49.046	25.416	1:14.462		95.68	3.420	10:56:34.067
8 -	47.863	25.387	1:13.250		97.26	2.208	10:57:47.317
9 -	***45.939***	***25.103***	***1:11.042***	**(1)**	***100.28***		***10:58:58.359***
10 -	52.176	IN PIT	1:42.702	**P**	69.37	31.660	11:00:41.061

P4 167 Kyle JENKINS — Triumph 765 - RJS Superbike, Mclen & Co

IDEAL LAP TIME : 1:11.395 BEST LAP TIME : 1:11.414 DIFFERENCE : 0.019

LAP	SECTOR 1	SECTOR 2	LAP TIME		MPH	DIFF	TIME OF DAY
1 -	49.471	25.858	1:15.329		94.58	3.915	10:47:49.141
2 -	46.810	25.508	1:12.318		98.51	0.904	10:49:01.459
3 -	46.304	***25.235***	1:11.539	**(2)**	99.59	0.125	10:50:12.998
4 -	***46.160***	25.254	***1:11.414***	**(1)**	***99.76***		***10:51:24.412***
5 -	46.760	25.402	1:12.162		98.73	0.748	10:52:36.574
6 -	46.424	IN PIT	1:15.633	**P**	94.20	4.219	10:53:52.207
7 -	OUTLAP	26.197	2:38.915		44.83	1:27.501	10:56:31.122
8 -	48.961	25.810	1:14.771		95.28	3.357	10:57:45.893
9 -	46.309	25.632	1:11.941	**(3)**	99.03	0.527	10:58:57.834
10 -	46.691	IN PIT	1:20.803	**P**	88.17	9.389	11:00:18.637

BMCRC - MRO Championships - Rnd 6 @ Donington Park National

Helmet City MRO Supersport 600 inc Clubman 600

QUALIFYING - SECTOR ANALYSIS

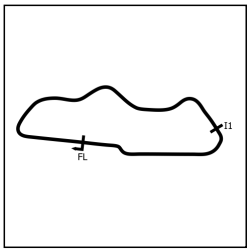

SECTOR 1 = FL to I1, SECTOR 2 = I1 to FL, DIFF = Difference To Personal Best Lap, P = Crossed Finish Line in Pit Lane, D = Time Disallowed

P5 56 Michael MILLS Yamaha R6 -

IDEAL LAP TIME : 1:11.675 BEST LAP TIME : 1:11.697 DIFFERENCE : 0.022

LAP	SECTOR 1	SECTOR 2	LAP TIME		MPH	DIFF	TIME OF DAY
1 -	1:00.472	37.620	1:38.092		72.63	26.395	10:48:25.209
2 -	49.143	26.587	1:15.730		94.07	4.033	10:49:40.939
3 -	46.795	26.255	1:13.050	(3)	97.53	1.353	10:50:53.989
4 -	46.736	34.676	1:21.412		87.51	9.715	10:52:15.401
5 -	46.771	25.523	1:12.294	(2)	98.55	0.597	10:53:27.695
6 -	59.454	29.083	1:28.537		80.47	16.840	10:54:56.232
7 -	46.274	***25.423***	***1:11.697***	(1)	***99.37***		***10:56:07.929***
8 -	46.740	IN PIT	1:19.052	P	90.12	7.355	10:57:26.981
9 -	OUTLAP	26.986	1:52.312		63.43	40.615	10:59:19.293
10 -	***46.252***	47.951	1:34.203		75.63	22.506	11:00:53.496

P6 169 Gareth CUNNINGHAM - Hobbs Roofing

IDEAL LAP TIME : 1:11.765 BEST LAP TIME : 1:11.765 DIFFERENCE : 0.000

LAP	SECTOR 1	SECTOR 2	LAP TIME		MPH	DIFF	TIME OF DAY
1 -	48.181	25.842	1:14.023		96.24	2.258	10:47:49.482
2 -	46.701	25.701	1:12.402	(3)	98.40	0.637	10:49:01.884
3 -	46.454	25.709	1:12.163	(2)	98.72	0.398	10:50:14.047
4 -	***46.227***	***25.538***	***1:11.765***	(1)	***99.27***		***10:51:25.812***
5 -	46.810	26.249	1:13.059		97.51	1.294	10:52:38.871
6 -	46.828	25.806	1:12.634		98.08	0.869	10:53:51.505
7 -	47.487	26.108	1:13.595		96.80	1.830	10:55:05.100
8 -	47.562	25.975	1:13.537		96.88	1.772	10:56:18.637
9 -	46.962	25.733	1:12.695		98.00	0.930	10:57:31.332
10 -	46.700	26.071	1:12.771		97.90	1.006	10:58:44.103
11 -	47.594	25.971	1:13.565		96.84	1.800	10:59:57.668
12 -	48.768	26.321	1:15.089		94.88	3.324	11:01:12.757

P7 71 C James MAY Triumph 765 EVO - Jm Racing

IDEAL LAP TIME : 1:12.229 BEST LAP TIME : 1:12.229 DIFFERENCE : 0.000

LAP	SECTOR 1	SECTOR 2	LAP TIME		MPH	DIFF	TIME OF DAY
1 -	48.365	26.083	1:14.448		95.69	2.219	10:47:50.589
2 -	47.178	25.865	1:13.043	(3)	97.54	0.814	10:49:03.632
3 -	47.089	25.848	1:12.937	(2)	97.68	0.708	10:50:16.569
4 -	***46.656***	***25.573***	***1:12.229***	(1)	***98.63***		***10:51:28.798***
5 -	46.954	26.750	1:13.704		96.66	1.475	10:52:42.502
6 -	47.548	IN PIT	1:21.679	P	87.22	9.450	10:54:04.181

P8 35 Kai DICKINSON Yamaha R6 - Dad

IDEAL LAP TIME : 1:12.373 BEST LAP TIME : 1:12.373 DIFFERENCE : 0.000

LAP	SECTOR 1	SECTOR 2	LAP TIME		MPH	DIFF	TIME OF DAY
1 -	50.749	26.946	1:17.695		91.70	5.322	10:47:58.422
2 -	47.855	26.276	1:14.131		96.10	1.758	10:49:12.553
3 -	47.526	26.051	1:13.577		96.83	1.204	10:50:26.130
4 -	47.479	26.217	1:13.696		96.67	1.323	10:51:39.826
5 -	46.859	25.931	1:12.790	(2)	97.87	0.417	10:52:52.616
6 -	***46.735***	***25.638***	***1:12.373***	(1)	***98.44***		***10:54:04.989***
7 -	47.661	26.741	1:14.402		95.75	2.029	10:55:19.391
8 -	46.955	26.045	1:13.000	(3)	97.59	0.627	10:56:32.391
9 -	49.739	26.548	1:16.287		93.39	3.914	10:57:48.678
10 -	47.049	IN PIT	1:16.802	P	92.76	4.429	10:59:05.480

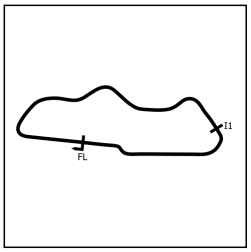

BMCRC - MRO Championships - Rnd 6 @ Donington Park National

Helmet City MRO Supersport 600 inc Clubman 600

QUALIFYING - SECTOR ANALYSIS

SECTOR 1 = FL to I1, SECTOR 2 = I1 to FL, DIFF = Difference To Personal Best Lap, P = Crossed Finish Line in Pit Lane, D = Time Disallowed

P9 48 Rhys FORREST — Kawasaki 600 - Mark Disley Restoration & Building Ltd

IDEAL LAP TIME : 1:12.360 BEST LAP TIME : 1:12.548 DIFFERENCE : 0.188

LAP	SECTOR 1	SECTOR 2	LAP TIME		MPH	DIFF	TIME OF DAY
1 -	52.092	27.398	1:19.490		89.62	6.942	10:48:04.331
2 -	48.474	26.017	1:14.491		95.64	1.943	10:49:18.822
3 -	47.736	25.922	1:13.658		96.72	1.110	10:50:32.480
4 -	47.508	***25.496***	1:13.004		97.59	0.456	10:51:45.484
5 -	***46.864***	25.733	1:12.597	**(2)**	98.13	0.049	10:52:58.081
6 -	46.944	25.778	1:12.722	**(3)**	97.97	0.174	10:54:10.803
7 -	47.157	25.807	1:12.964		97.64	0.416	10:55:23.767
8 -	46.969	25.579	***1:12.548***	**(1)**	***98.20***		***10:56:36.315***
9 -	49.018	26.703	1:15.721		94.09	3.173	10:57:52.036
10 -	47.023	25.802	1:12.825		97.83	0.277	10:59:04.861
11 -	49.995	IN PIT	1:38.245	**P**	72.51	25.697	11:00:43.106

P10 442 Max DIXON — Triumph 675 -

IDEAL LAP TIME : 1:12.588 BEST LAP TIME : 1:12.588 DIFFERENCE : 0.000

LAP	SECTOR 1	SECTOR 2	LAP TIME		MPH	DIFF	TIME OF DAY
1 -	49.897	26.275	1:16.172		93.53	3.584	10:48:11.683
2 -	48.650	26.803	1:15.453		94.42	2.865	10:49:27.136
3 -	58.142	36.546	1:34.688		75.24	22.100	10:51:01.824
4 -	48.213	25.819	1:14.032	**(3)**	96.23	1.444	10:52:15.856
5 -	47.451	25.621	1:13.072	**(2)**	97.50	0.484	10:53:28.928
6 -	49.203	IN PIT	1:21.706	**P**	87.19	9.118	10:54:50.634
7 -	OUTLAP	27.559	1:42.748		69.34	30.160	10:56:33.382
8 -	48.415	25.966	1:14.381		95.78	1.793	10:57:47.763
9 -	***47.076***	***25.512***	***1:12.588***	**(1)**	***98.15***		***10:59:00.351***
10 -	51.473	IN PIT	1:39.026	**P**	71.94	26.438	11:00:39.377

P11 78 Keith POVAH — Yamaha R6 - @crap.sack give us a follow!

IDEAL LAP TIME : 1:12.618 BEST LAP TIME : 1:12.618 DIFFERENCE : 0.000

LAP	SECTOR 1	SECTOR 2	LAP TIME		MPH	DIFF	TIME OF DAY
1 -	49.192	26.129	1:15.321		94.59	2.703	10:47:51.865
2 -	48.215	26.212	1:14.427		95.72	1.809	10:49:06.292
3 -	47.581	25.968	1:13.549		96.86	0.931	10:50:19.841
4 -	47.161	25.885	1:13.046	**(2)**	97.53	0.428	10:51:32.887
5 -	47.725	25.708	1:13.433	**(3)**	97.02	0.815	10:52:46.320
6 -	***46.930***	***25.688***	***1:12.618***	**(1)**	***98.11***		***10:53:58.938***
7 -	56.169	IN PIT	2:21.106	**P**	50.49	1:08.488	10:56:20.044

P12 96 C William HOWARTH — Yamaha R6 -

IDEAL LAP TIME : 1:12.996 BEST LAP TIME : 1:13.083 DIFFERENCE : 0.087

LAP	SECTOR 1	SECTOR 2	LAP TIME		MPH	DIFF	TIME OF DAY
1 -	49.679	26.342	1:16.021		93.71	2.938	10:47:50.661
2 -	47.707	25.862	1:13.569		96.84	0.486	10:49:04.230
3 -	***47.183***	25.900	***1:13.083***	**(1)**	***97.48***		***10:50:17.313***
4 -	47.311	***25.813***	1:13.124	**(2)**	97.43	0.041	10:51:30.437
5 -	47.403	25.923	1:13.326	**(3)**	97.16	0.243	10:52:43.763
6 -	47.333	26.460	1:13.793		96.54	0.710	10:53:57.556
7 -	50.686	IN PIT	3:14.567	**P**	36.61	2:01.484	10:57:12.123

P13 19 Tyler DONOVAN — Yamaha R6 - TMT Racing

IDEAL LAP TIME : 1:13.261 BEST LAP TIME : 1:13.261 DIFFERENCE : 0.000

LAP	SECTOR 1	SECTOR 2	LAP TIME		MPH	DIFF	TIME OF DAY
1 -	50.504	26.466	1:16.970		92.56	3.709	10:47:56.803
2 -	48.627	26.321	1:14.948		95.06	1.687	10:49:11.751
3 -	47.881	26.239	1:14.120	**(2)**	96.12	0.859	10:50:25.871
4 -	48.046	26.227	1:14.273	**(3)**	95.92	1.012	10:51:40.144
5 -	***47.404***	***25.857***	***1:13.261***	**(1)**	***97.25***		***10:52:53.405***
6 -	47.699	IN PIT	1:17.843	**P**	91.52	4.582	10:54:11.248

Weather / Track : Bright / Dry

Donington Park National: 1.9790 miles
Date: 25/07/2026 Start: 10:46 Finish: 11:00

BMCRC - MRO Championships - Rnd 6 @ Donington Park National

Helmet City MRO Supersport 600 inc Clubman 600

QUALIFYING - SECTOR ANALYSIS

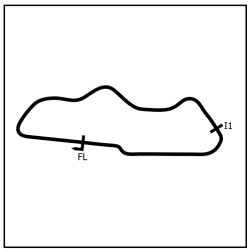

SECTOR 1 = FL to I1, SECTOR 2 = I1 to FL, DIFF = Difference To Personal Best Lap, P = Crossed Finish Line in Pit Lane, D = Time Disallowed

P14 54 Jake ANDERTON Kawasaki ZX636 - In Loving Memory of Baby Axel

IDEAL LAP TIME : 1:13.742 BEST LAP TIME : 1:13.742 DIFFERENCE : 0.000

LAP	SECTOR 1	SECTOR 2	LAP TIME	MPH	DIFF	TIME OF DAY
1 -	49.937	26.807	1:16.744	92.83	3.002	10:47:54.034
2 -	48.516	26.440	1:14.956 **(2)**	95.05	1.214	10:49:08.990
3 -	48.995	26.615	1:15.610	94.22	1.868	10:50:24.600
4 -	48.860	26.640	1:15.500 **(3)**	94.36	1.758	10:51:40.100
5 -	***47.641***	***26.101***	***1:13.742*** **(1)**	***96.61***		***10:52:53.842***
6 -	49.547	27.840	1:17.387	92.06	3.645	10:54:11.229
7 -	48.267	IN PIT	1:18.230 **P**	91.07	4.488	10:55:29.459
8 -	OUTLAP	26.539	2:31.855	46.91	1:18.113	10:58:01.314
9 -	48.996	26.607	1:15.603	94.23	1.861	10:59:16.917
10 -	48.481	IN PIT	1:27.741 **P**	81.20	13.999	11:00:44.658

P15 221 C Keaten LEATHERLAND Yamaha R6 - GL Fabrications Racing/ Complete Engineering Se

IDEAL LAP TIME : 1:13.520 BEST LAP TIME : 1:13.885 DIFFERENCE : 0.365

LAP	SECTOR 1	SECTOR 2	LAP TIME	MPH	DIFF	TIME OF DAY
1 -	51.673	26.914	1:18.587	90.65	4.702	10:47:57.631
2 -	48.154	26.584	1:14.738	95.32	0.853	10:49:12.369
3 -	48.683	27.054	1:15.737	94.07	1.852	10:50:28.106
4 -	48.051	26.156	1:14.207 **(3)**	96.01	0.322	10:51:42.313
5 -	47.745	***26.140***	***1:13.885*** **(1)**	***96.42***		***10:52:56.198***
6 -	47.930	26.320	1:14.250	95.95	0.365	10:54:10.448
7 -	***47.380***	26.528	1:13.908 **(2)**	96.39	0.023	10:55:24.356
8 -	47.962	26.592	1:14.554	95.56	0.669	10:56:38.910
9 -	49.305	30.700	1:20.005	89.05	6.120	10:57:58.915
10 -	1:02.037	27.885	1:29.922	79.23	16.037	10:59:28.837
11 -	47.627	30.434	1:18.061	91.27	4.176	11:00:46.898

P16 5 Logan STONE Yamaha R6 -

IDEAL LAP TIME : 1:13.811 BEST LAP TIME : 1:13.939 DIFFERENCE : 0.128

LAP	SECTOR 1	SECTOR 2	LAP TIME	MPH	DIFF	TIME OF DAY
1 -	50.693	26.794	1:17.487	91.94	3.548	10:47:57.937
2 -	48.987	26.226	1:15.213	94.72	1.274	10:49:13.150
3 -	48.288	26.492	1:14.780	95.27	0.841	10:50:27.930
4 -	48.020	***25.919***	***1:13.939*** **(1)**	***96.35***		***10:51:41.869***
5 -	***47.892***	26.135	1:14.027 **(2)**	96.24	0.088	10:52:55.896
6 -	48.570	26.183	1:14.753	95.30	0.814	10:54:10.649
7 -	48.493	26.179	1:14.672 **(3)**	95.41	0.733	10:55:25.321
8 -	49.222	IN PIT	1:30.204 **P**	78.98	16.265	10:56:55.525

P17 14 Jack MUIR -

IDEAL LAP TIME : 1:13.963 BEST LAP TIME : 1:14.058 DIFFERENCE : 0.095

LAP	SECTOR 1	SECTOR 2	LAP TIME	MPH	DIFF	TIME OF DAY
1 -	51.332	27.066	1:18.398	90.87	4.340	10:48:10.070
2 -	49.391	26.999	1:16.390	93.26	2.332	10:49:26.460
3 -	49.812	26.786	1:16.598	93.01	2.540	10:50:43.058
4 -	48.429	26.216	1:14.645	95.44	0.587	10:51:57.703
5 -	48.228	***26.114***	1:14.342 **(3)**	95.83	0.284	10:53:12.045
6 -	48.109	26.156	1:14.265 **(2)**	95.93	0.207	10:54:26.310
7 -	***47.849***	26.209	***1:14.058*** **(1)**	***96.20***		***10:55:40.368***
8 -	48.739	IN PIT	1:20.275 **P**	88.75	6.217	10:57:00.643
9 -	OUTLAP	26.282	1:41.589	70.13	27.531	10:58:42.232
10 -	48.755	26.300	1:15.055	94.92	0.997	10:59:57.287
11 -	48.587	26.296	1:14.883	95.14	0.825	11:01:12.170

BMCRC - MRO Championships - Rnd 6 @ Donington Park National

Helmet City MRO Supersport 600 inc Clubman 600

QUALIFYING - SECTOR ANALYSIS

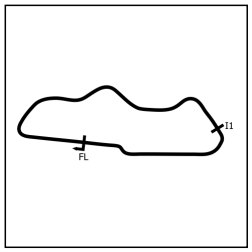

SECTOR 1 = FL to I1, SECTOR 2 = I1 to FL, DIFF = Difference To Personal Best Lap, P = Crossed Finish Line in Pit Lane, D = Time Disallowed

P18 50 Aditya BEHAL Kawasaki ZX6R -

IDEAL LAP TIME : 1:14.066 BEST LAP TIME : 1:14.223 DIFFERENCE : 0.157

LAP	SECTOR 1	SECTOR 2	LAP TIME		MPH	DIFF	TIME OF DAY
1 -	54.211	27.743	1:21.954		86.93	7.731	10:48:03.829
2 -	49.852	26.670	1:16.522		93.10	2.299	10:49:20.351
3 -	49.534	26.654	1:16.188	(3)	93.51	1.965	10:50:36.539
4 -	***47.928***	26.295	***1:14.223***	**(1)**	***95.98***		***10:51:50.762***
5 -	48.472	IN PIT	1:19.681	**P**	89.41	5.458	10:53:10.443
6 -	OUTLAP	27.153	1:37.098		73.37	22.875	10:54:47.541
7 -	48.320	***26.138***	1:14.458	**(2)**	95.68	0.235	10:56:01.999
8 -	49.578	IN PIT	1:22.443	**P**	86.41	8.220	10:57:24.442
9 -	OUTLAP	26.192	1:40.706		70.74	26.483	10:59:05.148
10 -	50.638	IN PIT	1:38.675	**P**	72.20	24.452	11:00:43.823

P19 8 C Oliver NUNN Yamaha R6 - Intertechnic UK

IDEAL LAP TIME : 1:14.637 BEST LAP TIME : 1:14.637 DIFFERENCE : 0.000

LAP	SECTOR 1	SECTOR 2	LAP TIME		MPH	DIFF	TIME OF DAY
1 -	50.683	26.982	1:17.665		91.73	3.028	10:47:56.403
2 -	48.846	26.911	1:15.757	**(3)**	94.04	1.120	10:49:12.160
3 -	48.757	26.524	1:15.281	**(2)**	94.64	0.644	10:50:27.441
4 -	***48.192***	***26.445***	***1:14.637***	**(1)**	***95.45***		***10:51:42.078***
5 -	50.065	26.911	1:16.976		92.55	2.339	10:52:59.054
6 -	48.658	IN PIT	1:22.506	**P**	86.35	7.869	10:54:21.560

P20 79 C Thomas GARNER Yamaha R6 -

IDEAL LAP TIME : 1:14.940 BEST LAP TIME : 1:15.033 DIFFERENCE : 0.093

LAP	SECTOR 1	SECTOR 2	LAP TIME		MPH	DIFF	TIME OF DAY
1 -	54.603	27.606	1:22.209		86.66	7.176	10:48:01.902
2 -	50.413	27.293	1:17.706		91.68	2.673	10:49:19.608
3 -	50.716	26.960	1:17.676		91.72	2.643	10:50:37.284
4 -	49.472	26.501	1:15.973		93.77	0.940	10:51:53.257
5 -	48.746	***26.287***	***1:15.033***	**(1)**	***94.95***		***10:53:08.290***
6 -	49.191	26.845	1:16.036		93.70	1.003	10:54:24.326
7 -	48.725	26.630	1:15.355	**(3)**	94.54	0.322	10:55:39.681
8 -	49.036	26.304	1:15.340	**(2)**	94.56	0.307	10:56:55.021
9 -	49.343	26.570	1:15.913		93.85	0.880	10:58:10.934
10 -	49.251	27.044	1:16.295		93.38	1.262	10:59:27.229
11 -	***48.653***	31.323	1:19.976		89.08	4.943	11:00:47.205

P21 135 C Adam FORBES Yamaha R6 - Currie racing

IDEAL LAP TIME : 1:15.056 BEST LAP TIME : 1:15.255 DIFFERENCE : 0.199

LAP	SECTOR 1	SECTOR 2	LAP TIME		MPH	DIFF	TIME OF DAY
1 -	54.750	30.127	1:24.877		83.94	9.622	10:48:06.307
2 -	51.035	27.115	1:18.150		91.16	2.895	10:49:24.457
3 -	49.190	26.778	1:15.968		93.78	0.713	10:50:40.425
4 -	48.852	***26.462***	1:15.314	**(2)**	94.59	0.059	10:51:55.739
5 -	48.953	27.277	1:16.230		93.46	0.975	10:53:11.969
6 -	49.158	27.004	1:16.162		93.54	0.907	10:54:28.131
7 -	***48.594***	26.763	1:15.357	**(3)**	94.54	0.102	10:55:43.488
8 -	48.681	26.574	***1:15.255***	**(1)**	***94.67***		***10:56:58.743***
9 -	49.221	27.048	1:16.269		93.41	1.014	10:58:15.012
10 -	49.012	IN PIT	1:22.452	**P**	86.40	7.197	10:59:37.464

BMCRC - MRO Championships - Rnd 6 @ Donington Park National

Helmet City MRO Supersport 600 inc Clubman 600

QUALIFYING - SECTOR ANALYSIS

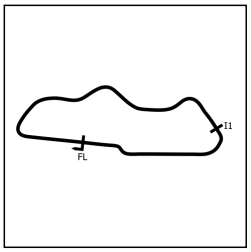

SECTOR 1 = FL to I1, SECTOR 2 = I1 to FL, DIFF = Difference To Personal Best Lap, P = Crossed Finish Line in Pit Lane, D = Time Disallowed

P22 115 C Brian MAHER — Yamaha R6 - Spraytech /Espresso Solutions

IDEAL LAP TIME : 1:15.514 BEST LAP TIME : 1:15.514 DIFFERENCE : 0.000

LAP	SECTOR 1	SECTOR 2	LAP TIME	MPH	DIFF	TIME OF DAY
1 -	56.564	28.087	1:24.651	84.16	9.137	10:48:06.852
2 -	52.376	27.506	1:19.882	89.18	4.368	10:49:26.734
3 -	54.118	26.978	1:21.096	87.85	5.582	10:50:47.830
4 -	50.397	26.947	1:17.344	92.11	1.830	10:52:05.174
5 -	49.937	27.048	1:16.985	92.54	1.471	10:53:22.159
6 -	49.680	26.772	1:16.452	93.19	0.938	10:54:38.611
7 -	49.336	26.774	1:16.110 **(3)**	93.60	0.596	10:55:54.721
8 -	48.907	26.766	1:15.673 **(2)**	94.15	0.159	10:57:10.394
9 -	***48.796***	***26.718***	***1:15.514*** **(1)**	***94.34***		***10:58:25.908***
10 -	50.388	IN PIT	1:24.916 **P**	83.90	9.402	10:59:50.824

P23 55 C Stuart ROBERTS — Honda CBR 600 RR - Sweatbank gym/Body Fix Coach

IDEAL LAP TIME : 1:15.778 BEST LAP TIME : 1:15.778 DIFFERENCE : 0.000

LAP	SECTOR 1	SECTOR 2	LAP TIME	MPH	DIFF	TIME OF DAY
1 -	53.707	28.824	1:22.531	86.32	6.753	10:48:06.338
2 -	51.276	28.007	1:19.283	89.86	3.505	10:49:25.621
3 -	50.175	27.973	1:18.148	91.16	2.370	10:50:43.769
4 -	50.255	27.154	1:17.409	92.03	1.631	10:52:01.178
5 -	49.684	26.762	1:16.446 **(2)**	93.19	0.668	10:53:17.624
6 -	49.469	26.995	1:16.464 **(3)**	93.17	0.686	10:54:34.088
7 -	***49.137***	***26.641***	***1:15.778*** **(1)**	***94.01***		***10:55:49.866***
8 -	49.726	26.910	1:16.636	92.96	0.858	10:57:06.502
9 -	49.464	27.059	1:16.523	93.10	0.745	10:58:23.025
10 -	49.491	IN PIT	1:19.949 **P**	89.11	4.171	10:59:42.974

P24 63 George ANDERSON — Yamaha R6 - JE Technical Ltd

IDEAL LAP TIME : 1:15.837 BEST LAP TIME : 1:15.837 DIFFERENCE : 0.000

LAP	SECTOR 1	SECTOR 2	LAP TIME	MPH	DIFF	TIME OF DAY
1 -	55.107	28.423	1:23.530	85.29	7.693	10:48:07.441
2 -	50.925	27.872	1:18.797	90.41	2.960	10:49:26.238
3 -	51.819	27.148	1:18.967	90.22	3.130	10:50:45.205
4 -	49.363	27.068	1:16.431	93.21	0.594	10:52:01.636
5 -	50.494	27.192	1:17.686	91.71	1.849	10:53:19.322
6 -	49.281	27.330	1:16.611	92.99	0.774	10:54:35.933
7 -	49.670	26.744	1:16.414 **(3)**	93.23	0.577	10:55:52.347
8 -	49.386	26.847	1:16.233 **(2)**	93.45	0.396	10:57:08.580
9 -	49.918	27.041	1:16.959	92.57	1.122	10:58:25.539
10 -	***49.205***	***26.632***	***1:15.837*** **(1)**	***93.94***		***10:59:41.376***
11 -	49.403	IN PIT	1:25.008 **P**	83.81	9.171	11:01:06.384

P25 411 C Jack HUGHES — Yamaha R9 - IWS

IDEAL LAP TIME : 1:15.678 BEST LAP TIME : 1:16.002 DIFFERENCE : 0.324

LAP	SECTOR 1	SECTOR 2	LAP TIME	MPH	DIFF	TIME OF DAY
1 -	53.177	28.188	1:21.365	87.56	5.363	10:48:43.213
2 -	49.548	27.687	1:17.235	92.24	1.233	10:50:00.448
3 -	49.561	27.165	1:16.726 **(3)**	92.85	0.724	10:51:17.174
4 -	49.495	***26.895***	1:16.390 **(2)**	93.26	0.388	10:52:33.564
5 -	***48.783***	27.219	***1:16.002*** **(1)**	***93.74***		***10:53:49.566***
6 -	50.812	27.013	1:17.825	91.54	1.823	10:55:07.391
7 -	50.494	IN PIT	1:23.963 **P**	84.85	7.961	10:56:31.354

BMCRC - MRO Championships - Rnd 6 @ Donington Park National

Helmet City MRO Supersport 600 inc Clubman 600

QUALIFYING - SECTOR ANALYSIS

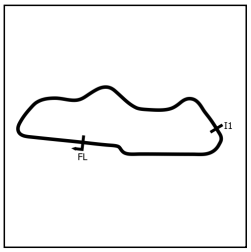

SECTOR 1 = FL to I1, SECTOR 2 = I1 to FL, DIFF = Difference To Personal Best Lap, P = Crossed Finish Line in Pit Lane, D = Time Disallowed

P26 112 C Jake DONKERSLEY Yamaha R6 -

IDEAL LAP TIME : 1:15.942 BEST LAP TIME : 1:16.250 DIFFERENCE : 0.308

LAP	SECTOR 1	SECTOR 2	LAP TIME	MPH	DIFF	TIME OF DAY
1 -	53.222	29.419	1:22.641	86.21	6.391	10:48:06.404
2 -	51.538	28.211	1:19.749	89.33	3.499	10:49:26.153
3 -	51.325	27.328	1:18.653	90.58	2.403	10:50:44.806
4 -	***49.061***	27.830	1:16.891 **(3)**	92.65	0.641	10:52:01.697
5 -	50.437	27.562	1:17.999	91.34	1.749	10:53:19.696
6 -	49.190	27.596	1:16.786 **(2)**	92.78	0.536	10:54:36.482
7 -	49.369	***26.881***	***1:16.250*** **(1)**	***93.43***		***10:55:52.732***
8 -	49.549	IN PIT	1:21.850 **P**	87.04	5.600	10:57:14.582

P27 74 C Tom VAUGHAN Yamaha R6 - Stockbridge Trading Ltd,Lamonde Automation

IDEAL LAP TIME : 1:17.027 BEST LAP TIME : 1:17.027 DIFFERENCE : 0.000

LAP	SECTOR 1	SECTOR 2	LAP TIME	MPH	DIFF	TIME OF DAY
1 -	55.169	28.033	1:23.202	85.63	6.175	10:48:12.512
2 -	52.564	27.733	1:20.297	88.72	3.270	10:49:32.809
3 -	50.355	26.922	1:17.277 **(3)**	92.19	0.250	10:50:50.086
4 -	***50.314***	***26.713***	***1:17.027*** **(1)**	***92.49***		***10:52:07.113***
5 -	50.922	27.245	1:18.167	91.14	1.140	10:53:25.280
6 -	50.352	26.785	1:17.137 **(2)**	92.36	0.110	10:54:42.417
7 -	50.760	IN PIT	1:25.743 **P**	83.09	8.716	10:56:08.160

P28 117 C Ben JENNISON Triumph Daytona 675 -

IDEAL LAP TIME : 1:16.901 BEST LAP TIME : 1:17.453 DIFFERENCE : 0.552

LAP	SECTOR 1	SECTOR 2	LAP TIME	MPH	DIFF	TIME OF DAY
1 -	56.784	29.448	1:26.232	82.62	8.779	10:48:05.254
2 -	51.868	28.804	1:20.672	88.31	3.219	10:49:25.926
3 -	54.022	27.475	1:21.497	87.42	4.044	10:50:47.423
4 -	50.533	28.184	1:18.717	90.50	1.264	10:52:06.140
5 -	50.983	***27.184***	1:18.167	91.14	0.714	10:53:24.307
6 -	***49.717***	27.736	***1:17.453*** **(1)**	***91.98***		***10:54:41.760***
7 -	50.851	27.319	1:18.170	91.14	0.717	10:55:59.930
8 -	51.136	27.708	1:18.844	90.36	1.391	10:57:18.774
9 -	51.276	27.595	1:18.871	90.33	1.418	10:58:37.645
10 -	50.598	27.426	1:18.024 **(3)**	91.31	0.571	10:59:55.669
11 -	50.383	27.340	1:17.723 **(2)**	91.66	0.270	11:01:13.392

P29 331 Tim BURROWS Yamaha R6 -

IDEAL LAP TIME : 1:17.262 BEST LAP TIME : 1:17.464 DIFFERENCE : 0.202

LAP	SECTOR 1	SECTOR 2	LAP TIME	MPH	DIFF	TIME OF DAY
1 -	55.572	28.896	1:24.468	84.34	7.004	10:48:08.777
2 -	50.396	28.363	1:18.759	90.46	1.295	10:49:27.536
3 -	51.543	27.521	1:19.064	90.11	1.600	10:50:46.600
4 -	50.828	***27.186***	1:18.014 **(3)**	91.32	0.550	10:52:04.614
5 -	50.212	27.252	***1:17.464*** **(1)**	***91.97***		***10:53:22.078***
6 -	***50.076***	27.684	1:17.760 **(2)**	91.62	0.296	10:54:39.838
7 -	51.230	27.632	1:18.862	90.34	1.398	10:55:58.700
8 -	51.211	28.094	1:19.305	89.83	1.841	10:57:18.005
9 -	51.410	27.687	1:19.097	90.07	1.633	10:58:37.102
10 -	50.578	27.584	1:18.162	91.15	0.698	10:59:55.264
11 -	51.819	30.092	1:21.911	86.98	4.447	11:01:17.175

BMCRC - MRO Championships - Rnd 6 @ Donington Park National

Helmet City MRO Supersport 600 inc Clubman 600

QUALIFYING - SECTOR ANALYSIS

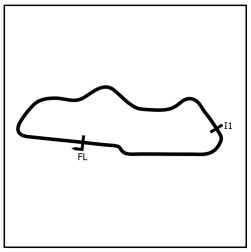

SECTOR 1 = FL to I1, SECTOR 2 = I1 to FL, DIFF = Difference To Personal Best Lap, P = Crossed Finish Line in Pit Lane, D = Time Disallowed

P30 118 C Jim COYLE — Yamaha R6 - Big Jim RIP

IDEAL LAP TIME : 1:17.795 BEST LAP TIME : 1:18.287 DIFFERENCE : 0.492

LAP	SECTOR 1	SECTOR 2	LAP TIME	MPH	DIFF	TIME OF DAY
1 -	54.447	28.617	1:23.064	85.77	4.777	10:48:04.198
2 -	51.571	28.089	1:19.660	89.43	1.373	10:49:23.858
3 -	51.522	27.679	1:19.201	89.95	0.914	10:50:43.059
4 -	***50.511***	27.776	***1:18.287*** **(1)**	***91.00***		***10:52:01.346***
5 -	51.744	27.448	1:19.192 **(3)**	89.96	0.905	10:53:20.538
6 -	51.181	27.897	1:19.078 **(2)**	90.09	0.791	10:54:39.616
7 -	51.820	27.750	1:19.570	89.53	1.283	10:55:59.186
8 -	51.158	28.153	1:19.311	89.83	1.024	10:57:18.497
9 -	52.253	***27.284***	1:19.537	89.57	1.250	10:58:38.034
10 -	55.707	IN PIT	1:38.922 **P**	72.02	20.635	11:00:16.956

P31 80 Zac LEIGH — Kawasaki ZX6R - Valeigh Racing

IDEAL LAP TIME : 1:18.177 BEST LAP TIME : 1:18.511 DIFFERENCE : 0.334

LAP	SECTOR 1	SECTOR 2	LAP TIME	MPH	DIFF	TIME OF DAY
1 -	55.167	28.534	1:23.701	85.12	5.190	10:48:05.349
2 -	52.092	28.252	1:20.344	88.67	1.833	10:49:25.693
3 -	51.947	27.401	1:19.348	89.78	0.837	10:50:45.041
4 -	51.643	***27.389***	1:19.032	90.14	0.521	10:52:04.073
5 -	***50.788***	27.723	***1:18.511*** **(1)**	***90.74***		***10:53:22.584***
6 -	51.308	27.472	1:18.780 **(2)**	90.43	0.269	10:54:41.364
7 -	51.428	27.483	1:18.911 **(3)**	90.28	0.400	10:56:00.275
8 -	51.804	27.532	1:19.336	89.80	0.825	10:57:19.611
9 -	52.007	27.659	1:19.666	89.43	1.155	10:58:39.277
10 -	51.857	IN PIT	1:25.071 **P**	83.74	6.560	11:00:04.348

P32 581 C Jack HAYBYRNE — Yamaha R6 - MannCave

IDEAL LAP TIME : 1:18.877 BEST LAP TIME : 1:18.959 DIFFERENCE : 0.082

LAP	SECTOR 1	SECTOR 2	LAP TIME	MPH	DIFF	TIME OF DAY
1 -	54.656	27.960	1:22.616	86.23	3.657	10:48:02.938
2 -	52.538	28.963	1:21.501	87.41	2.542	10:49:24.439
3 -	52.363	28.022	1:20.385	88.63	1.426	10:50:44.824
4 -	51.976	28.812	1:20.788	88.18	1.829	10:52:05.612
5 -	51.634	27.991	1:19.625 **(3)**	89.47	0.666	10:53:25.237
6 -	51.622	28.034	1:19.656	89.44	0.697	10:54:44.893
7 -	51.648	***27.891***	1:19.539 **(2)**	89.57	0.580	10:56:04.432
8 -	51.522	28.241	1:19.763	89.32	0.804	10:57:24.195
9 -	52.056	28.587	1:20.643	88.34	1.684	10:58:44.838
10 -	***50.986***	27.973	***1:18.959*** **(1)**	***90.23***		***11:00:03.797***

P33 84 C George HIGGINS — Yamaha R6 - Aztec Racing

IDEAL LAP TIME : 1:18.988 BEST LAP TIME : 1:19.239 DIFFERENCE : 0.251

LAP	SECTOR 1	SECTOR 2	LAP TIME	MPH	DIFF	TIME OF DAY
1 -	55.821	29.487	1:25.308	83.51	6.069	10:48:28.097
2 -	52.776	28.674	1:21.450	87.47	2.211	10:49:49.547
3 -	51.907	28.208	1:20.115	88.93	0.876	10:51:09.662
4 -	51.608	28.216	1:19.824	89.25	0.585	10:52:29.486
5 -	51.280	28.062	1:19.342 **(2)**	89.79	0.103	10:53:48.828
6 -	***51.243***	27.996	***1:19.239*** **(1)**	***89.91***		***10:55:08.067***
7 -	52.447	28.260	1:20.707	88.27	1.468	10:56:28.774
8 -	51.528	28.453	1:19.981	89.07	0.742	10:57:48.755
9 -	51.655	***27.745***	1:19.400 **(3)**	89.73	0.161	10:59:08.155
10 -	51.373	44.618	1:35.991	74.22	16.752	11:00:44.146

BMCRC - MRO Championships - Rnd 6 @ Donington Park National

Helmet City MRO Supersport 600 inc Clubman 600

QUALIFYING - SECTOR ANALYSIS

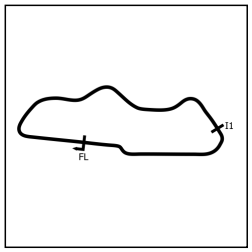

SECTOR 1 = FL to I1, SECTOR 2 = I1 to FL, DIFF = Difference To Personal Best Lap, P = Crossed Finish Line in Pit Lane, D = Time Disallowed

P34 49 C Thomas GALLAGHER Yamaha YZF R6 - TG Cad Services Ltd

IDEAL LAP TIME : 1:21.644 BEST LAP TIME : 1:21.762 DIFFERENCE : 0.118

LAP	SECTOR 1	SECTOR 2	LAP TIME	MPH	DIFF	TIME OF DAY
1 -	58.841	29.256	1:28.097	80.87	6.335	10:48:11.258
2 -	54.038	28.945	1:22.983	85.85	1.221	10:49:34.241
3 -	53.505	28.940	1:22.445 **(2)**	86.41	0.683	10:50:56.686
4 -	55.004	***28.379***	1:23.383	85.44	1.621	10:52:20.069
5 -	***53.265***	28.497	***1:21.762*** **(1)**	***87.13***		***10:53:41.831***
6 -	53.717	28.897	1:22.614 **(3)**	86.24	0.852	10:55:04.445
7 -	53.971	28.832	1:22.803	86.04	1.041	10:56:27.248
8 -	5:06.915					

BMCRC - MRO Championships - Rnd 6 @ Donington Park National

Helmet City MRO Supersport 600 inc Clubman 600

QUALIFYING - BEST SECTORS

	SECTOR 1		SECTOR 2	
POS	NO	TIME	NO	TIME
1	122	45.462	122	24.922
2	91	45.902	91	25.083
3	76	45.939	76	25.103
4	167	46.160	167	25.235
5	169	46.227	56	25.423
6	56	46.252	48	25.496
7	71	46.656	442	25.512
8	35	46.735	169	25.538
9	48	46.864	71	25.573
10	78	46.930	35	25.638
11	442	47.076	78	25.688
12	96	47.183	96	25.813
13	221	47.380	19	25.857
14	19	47.404	5	25.919
15	54	47.641	54	26.101
16	14	47.849	14	26.114
17	5	47.892	50	26.138
18	50	47.928	221	26.140
19	8	48.192	79	26.287
20	135	48.594	8	26.445
21	79	48.653	135	26.462
22	411	48.783	63	26.632
23	115	48.796	55	26.641
24	112	49.061	74	26.713
25	55	49.137	115	26.718
26	63	49.205	112	26.881
27	117	49.717	411	26.895
28	331	50.076	117	27.184
29	74	50.314	331	27.186
30	118	50.511	118	27.284
31	80	50.788	80	27.389
32	581	50.986	84	27.745
33	84	51.243	581	27.891
34	49	53.265	49	28.379

IDEAL / BEST COMPARISON

POS	NO	NAME	IDEAL	BEST	DIFF
		PERFECT LAP	1:10.384		
1	122	WILKINSON	1:10.384	1:10.431	0.047
2	91	HIRST	1:10.985	1:10.985	0.000
3	76	JOHNSON	1:11.042	1:11.042	0.000
4	167	JENKINS	1:11.395	1:11.414	0.019
5	56	MILLS	1:11.675	1:11.697	0.022
6	169	CUNNINGHAM	1:11.765	1:11.765	0.000
7	71	MAY	1:12.229	1:12.229	0.000
8	48	FORREST	1:12.360	1:12.548	0.188
9	35	DICKINSON	1:12.373	1:12.373	0.000
10	442	DIXON	1:12.588	1:12.588	0.000
11	78	POVAH	1:12.618	1:12.618	0.000
12	96	HOWARTH	1:12.996	1:13.083	0.087
13	19	DONOVAN	1:13.261	1:13.261	0.000
14	221	LEATHERLAND	1:13.520	1:13.885	0.365
15	54	ANDERTON	1:13.742	1:13.742	0.000
16	5	STONE	1:13.811	1:13.939	0.128
17	14	MUIR	1:13.963	1:14.058	0.095
18	50	BEHAL	1:14.066	1:14.223	0.157
19	8	NUNN	1:14.637	1:14.637	0.000
20	79	GARNER	1:14.940	1:15.033	0.093
21	135	FORBES	1:15.056	1:15.255	0.199
22	115	MAHER	1:15.514	1:15.514	0.000
23	411	HUGHES	1:15.678	1:16.002	0.324
24	55	ROBERTS	1:15.778	1:15.778	0.000
25	63	ANDERSON	1:15.837	1:15.837	0.000
26	112	DONKERSLEY	1:15.942	1:16.250	0.308
27	117	JENNISON	1:16.901	1:17.453	0.552
28	74	VAUGHAN	1:17.027	1:17.027	0.000
29	331	BURROWS	1:17.262	1:17.464	0.202
30	118	COYLE	1:17.795	1:18.287	0.492
31	80	LEIGH	1:18.177	1:18.511	0.334
32	581	HAYBYRNE	1:18.877	1:18.959	0.082
33	84	HIGGINS	1:18.988	1:19.239	0.251
34	49	GALLAGHER	1:21.644	1:21.762	0.118

Weather / Track : Bright / Dry

Donington Park National: 1.9790 miles
Date: 25/07/2026 Start: 10:46 Finish: 11:00

Results can be found at www.tsl-timing.com

Printed - 11:03 Saturday, 25 July 2026

BMCRC - MRO Championships - Rnd 6 @ Donington Park National

Helmet City MRO Supersport 600 inc Clubman 600

QUALIFYING - STATISTICS

Competitors Started	34
Planned Start	2026-07-25 @ 10:25:00.000
Actual Start	2026-07-25 @ 10:46:15.720
Finish Time	2026-07-25 @ 11:00:12.782
Track Length	1.9790mi.
Total Laps	320
Total Distance Covered	633.3015mi.

Session Fastest Lap History

NO	CL	NAME	LAP TIME	TIME OF DAY	LAP	VEHICLE
122		**Ted WILKINSON**	**1:12.242**	10:47:47.293	1	Honda CBR 600 RR
122		**Ted WILKINSON**	**1:10.778**	10:48:58.071	2	Honda CBR 600 RR
122		**Ted WILKINSON**	**1:10.431**	10:50:08.502	3	Honda CBR 600 RR

Flag History

TYPE	TIME OF DAY
GREEN	10:46:15.720
FINISH	11:00:12.782

Flag Statistics

TYPE	COUNT	TOTAL LAPS	TOTAL TIME
Green	1	12	15:30.814
Red	0	0	0.000
Safety Car	0	0	0.000
FCY	0	0	0.000

BMCRC - MRO Championships - Rnd 6 @ Donington Park National

Helmet City MRO Supersport 600 inc Clubman 600

QUALIFYING - STATISTICS

CLASS : 18 Starters

Fastest Lap History

NO	NAME	LAP TIME	TIME OF DAY	LAP	VEHICLE
122	**Ted WILKINSON**	**1:12.242**	10:47:47.293	1	Honda CBR 600 RR
122	**Ted WILKINSON**	**1:10.778**	10:48:58.071	2	Honda CBR 600 RR
122	**Ted WILKINSON**	**1:10.431**	10:50:08.502	3	Honda CBR 600 RR

BMCRC - MRO Championships - Rnd 6 @ Donington Park National

Helmet City MRO Supersport 600 inc Clubman 600

QUALIFYING - STATISTICS

CLASS : C

16 Starters

Fastest Lap History

NO	NAME	LAP TIME	TIME OF DAY	LAP	VEHICLE
71	**James MAY**	**1:14.448**	10:47:50.589	1	Triumph 765 EVO
71	**James MAY**	**1:13.043**	10:49:03.632	2	Triumph 765 EVO
71	**James MAY**	**1:12.937**	10:50:16.569	3	Triumph 765 EVO
71	**James MAY**	**1:12.229**	10:51:28.798	4	Triumph 765 EVO

Weather / Track : Bright / Dry

Donington Park National: 1.9790 miles
Date: 25/07/2026 Start: 10:46 Finish: 11:00

BMCRC - MRO Championships - Rnd 6 @ Donington Park National

Helmet City MRO Supersport 600 inc Clubman 600

RACE 7 - GRID (14 Laps)



These results are provisional until the conclusion of any judicial and technical matters.

Donington Park National: 1.9790 miles

Clerk Of Course: Caroline Patterson / Andy Brown	Timekeeper: Richard Evans	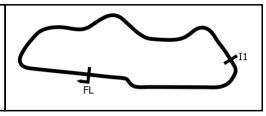

Results can be found at www.tsl-timing.com

Printed - 11:08 Saturday, 25 July 2026



BMCRC - MRO Championships - Rnd 6 @ Donington Park National

Helmet City MRO Supersport 600 inc Clubman 600

RACE 7 - CLASSIFICATION

Race Distance: 11 Laps / 21.76 miles

POS	NO	CL	PIC	NAME	ENTRY	LAPS	TIME	GAP	DIFF	MPH	BEST	ON	GRD	↑↓
1	122		1	Ted WILKINSON	Honda CBR 600 RR - Runcorn Motor Bodies Commercials	11	13:02.538			99.97	1:10.348	3	1	0
2	76		2	Anthony JOHNSON	Triumph Daytona 675 - Sussex Independent Financial Advis	11	13:05.999	3.461	3.461	99.53	1:10.479	6	3	1
3	91		3	Sam HIRST	Kawasaki ZX-636 - Team Valley Racing	11	13:15.117	12.579	9.118	98.39	1:11.680	3	2	-1
4	48		4	Rhys FORREST	Kawasaki 600 - Mark Disley Restoration & Building Ltd	11	13:19.447	16.909	4.330	97.86	1:11.886	3	9	5
5	35		5	Kai DICKINSON	Yamaha R6 - Dad	11	13:26.362	23.824	6.915	97.02	1:12.402	6	8	3
6	78		6	Keith POVAH	Yamaha R6 - @crap.sack give us a follow!	11	13:31.905	29.367	5.543	96.35	1:12.291	5	11	5
7	442		7	Max DIXON	Triumph 675 -	11	13:34.190	31.652	2.285	96.08	1:12.381	11	10	3
8	96	C	1	William HOWARTH	Yamaha R6 -	11	13:35.033	32.495	0.843	95.98	1:12.949	11	12	4
9	14		8	Jack MUIR	-	11	13:38.028	35.490	2.995	95.63	1:13.507	8	17	8
10	54		9	Jake ANDERTON	Kawasaki ZX636 - In Loving Memory of Baby Axel	11	13:39.573	37.035	1.545	95.45	1:13.461	8	14	4
11	221	C	2	Keaten LEATHERLAND	Yamaha R6 - GL Fabrications Racing/ Complete Engineering	11	13:43.487	40.949	3.914	95.00	1:13.747	3	15	4
12	5		10	Logan STONE	Yamaha R6 -	11	13:45.919	43.381	2.432	94.72	1:13.993	7	16	4
13	50		11	Aditya BEHAL	Kawasaki ZX6R -	11	13:47.096	44.558	1.177	94.58	1:14.003	3	18	5
14	411	C	3	Jack HUGHES	Yamaha R9 - IWS	11	13:54.490	51.952	7.394	93.75	1:14.464	8	25	11
15	135	C	4	Adam FORBES	Yamaha R6 - Currie racing	11	13:54.576	52.038	0.086	93.74	1:15.012	10	21	6
16	115	C	5	Brian MAHER	Yamaha R6 - Spraytech /Espresso Solutions	11	13:54.693	52.155	0.117	93.72	1:14.453	10	22	6
17	8	C	6	Oliver NUNN	Yamaha R6 - Intertechnic UK	11	13:55.181	52.643	0.488	93.67	1:14.289	8	19	2
18	79		12	Thomas GARNER	Yamaha R6 -	11	13:55.727	53.189	0.546	93.61	1:14.419	8	20	2
19	63		13	George ANDERSON	Yamaha R6 - JE Technical Ltd	11	13:57.947	55.409	2.220	93.36	1:14.473	11	24	5
20	55	C	7	Stuart ROBERTS	Honda CBR 600 RR - Sweatbank gym/Body Fix Coach	11	14:02.763	1:00.225	4.816	92.83	1:15.236	3	23	3
21	112	C	8	Jake DONKERSLEY	Yamaha R6 -	11	14:04.476	1:01.938	1.713	92.64	1:15.518	6	26	5
22	331		14	Tim BURROWS	Yamaha R6 -	11	14:12.162	1:09.624	7.686	91.80	1:15.537	11	29	7
23	117	C	9	Ben JENNISON	Triumph Daytona 675 -	11	14:13.102	1:10.564	0.940	91.70	1:15.745	11	28	5
24	74	C	10	Tom VAUGHAN	Yamaha R6 - Stockbridge Trading Ltd,Lamonde Automation	10	13:08.026	1 Lap	1 Lap	90.23	1:17.312	3	27	3
25	80		15	Zac LEIGH	Kawasaki ZX6R - Valeigh Racing	10	13:13.820	1 Lap	5.794	89.57	1:18.049	3	31	6
26	581	C	11	Jack HAYBYRNE	Yamaha R6 - MannCave	10	13:26.394	1 Lap	12.574	88.18	1:18.762	9	32	6
27	84	C	12	George HIGGINS	Yamaha R6 - Aztec Racing	10	13:46.477	1 Lap	20.083	86.03	1:20.800	8	33	6
28	49	C	13	Thomas GALLAGHER	Yamaha YZF R6 - TG Cad Services Ltd	10	13:48.715	1 Lap	2.238	85.80	1:21.455	8	34	6

NOT CLASSIFIED

DNF	19			Tyler DONOVAN	Yamaha R6 - TMT Racing	5	6:23.305	6 Laps	5 Laps	92.58	1:12.882	3	13	
DNF	118	C		Jim COYLE	Yamaha R6 - Big Jim RIP	4	5:36.820	7 Laps	1 Lap	84.20	1:19.032	3	30	

NOT STARTED

NS	167			Kyle JENKINS	Triumph 765 - RJS Superbike, Mclen & Co								4	
NS	56			Michael MILLS	Yamaha R6 -								5	
NS	169			Gareth CUNNINGHAM	- Hobbs Roofing								6	
NS	71	C		James MAY	Triumph 765 EVO - Jm Racing								7	
NS	60	C		Dean NEAL	Yamaha R6 - Acute Civil Engineering Ltd								35	
NS	551			Timothy ROCHE	Yamaha R6 -								36	

FASTEST LAP

	122		Ted WILKINSON	Honda CBR 600 RR - Runcorn Motor Bodies Commercials	3	1:10.348	101.27 mph	162.98 kph	
	96	C	William HOWARTH	Yamaha R6 -	11	1:12.949	97.66 mph	157.17 kph	

Class - 92.5% of Race Speed = 92.47 mph
Class C - 92.5% of Race Speed = 88.78 mph

Weather / Track : Bright / Dry
These results are provisional until the conclusion of any judicial and technical matters.

Date: 25/07/2026 Start: 14:31 Finish: 14:44
Donington Park National: 1.9790 miles

Clerk Of Course: Caroline Patterson / Andy Brown	Timekeeper: Richard Evans	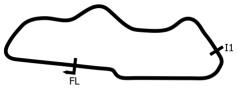

Results can be found at www.tsl-timing.com

Printed - 14:45 Saturday, 25 July 2026

BMCRC - MRO Championships - Rnd 6 @ Donington Park National

Helmet City MRO Supersport 600 inc Clubman 600

RACE 7 - LAP CHART

LAP 1 @ 14:32:14.656

NO	BEHIND	LAP TIME
122		1:14.206
76	0.814	1:15.020
91	1.045	1:15.251
48	1.154	1:15.360
35	3.153	1:17.359
19	3.465	1:17.671
96	4.119	1:18.325
78	4.408	1:18.614
54	4.742	1:18.948
14	4.943	1:19.149
5	5.259	1:19.465
442	5.685	1:19.891
50	5.764	1:19.970
221	6.103	1:20.309
115	6.367	1:20.573
55	7.267	1:21.473
79	7.550	1:21.756
411	7.922	1:22.128
135	8.248	1:22.454
63	8.393	1:22.599
8	9.055	1:23.261
112	9.358	1:23.564
118	10.672	1:24.878
117	11.301	1:25.507
74	11.364	1:25.570
331	11.645	1:25.851
80	11.915	1:26.121
49	13.767	1:27.973
581	14.231	1:28.437
84	14.535	1:28.741

LAP 2 @ 14:33:25.226

NO	BEHIND	LAP TIME
122		1:10.570
76	0.998	1:10.754
91	2.359	1:11.884
48	2.856	1:12.272
19	6.368	1:13.473
35	6.561	1:13.978
96	7.400	1:13.851
78	7.636	1:13.798
14	8.541	1:14.168
54	8.851	1:14.679
5	9.156	1:14.467
50	9.400	1:14.206
442	9.599	1:14.484
221	10.026	1:14.493
115	11.327	1:15.530
55	11.934	1:15.237
135	12.757	1:15.079
79	13.324	1:16.344
411	13.895	1:16.543
63	14.143	1:16.320
8	14.915	1:16.430
112	15.015	1:16.227
331	18.794	1:17.719
117	19.555	1:18.824
118	20.048	1:19.946
74	20.165	1:19.371
80	20.416	1:19.071
49	25.198	1:22.001
581	25.286	1:21.625
84	25.764	1:21.799

LAP 3 @ 14:34:35.574

NO	BEHIND	LAP TIME
122		1:10.348
76	1.590	1:10.940
91	3.691	1:11.680
48	4.394	1:11.886
19	8.902	1:12.882
35	9.240	1:13.027
78	10.682	1:13.394
96	11.044	1:13.992
54	12.222	1:13.719
14	12.311	1:14.118
5	12.916	1:14.108
50	13.055	1:14.003
442	13.152	1:13.901
221	13.425	1:13.747
115	16.179	1:15.200
55	16.822	1:15.236
135	17.714	1:15.305
79	18.173	1:15.197
411	19.564	1:16.017
63	19.791	1:15.996
8	20.256	1:15.689
112	20.489	1:15.822
331	24.965	1:16.519
117	26.024	1:16.817
74	27.129	1:17.312
80	28.117	1:18.049
118	28.732	1:19.032
581	35.198	1:20.260
49	37.219	1:22.369
84	37.481	1:22.065

LAP 4 @ 14:35:47.064

NO	BEHIND	LAP TIME
122		1:11.490
76	1.024	1:10.924
91	4.217	1:12.016
48	5.416	1:12.512
19	10.986	1:13.574
35	11.061	1:13.311
78	12.175	1:12.983
96	13.314	1:13.760
14	14.515	1:13.694
54	15.068	1:14.336
50	15.642	1:14.077
5	16.247	1:14.821
442	16.388	1:14.726
221	16.951	1:15.016
115	20.642	1:15.953
55	20.888	1:15.556
135	21.580	1:15.356
79	21.763	1:15.080
411	23.125	1:15.051
8	24.469	1:15.703
63	24.498	1:16.197
112	24.773	1:15.774
331	30.483	1:17.008
117	31.236	1:16.702
74	33.535	1:17.896
80	35.258	1:18.631
581	43.215	1:19.507
49	48.126	1:22.397
84	48.466	1:22.475
118	50.206	1:32.964 P

LAP 5 @ 14:36:57.832

NO	BEHIND	LAP TIME
122		1:10.768
76	1.087	1:10.831
91	5.244	1:11.795
48	6.699	1:12.051
35	12.799	1:12.506
78	13.698	1:12.291
96	16.266	1:13.720
14	17.871	1:14.124
54	18.231	1:13.931
50	18.947	1:14.073
442	19.076	1:13.456
5	20.133	1:14.654
221	20.429	1:14.246
115	25.268	1:15.394
19	25.923	1:25.705 P
135	26.400	1:15.588
55	26.742	1:16.622
79	27.163	1:16.168
411	27.517	1:15.160
8	28.804	1:15.103
63	29.131	1:15.401
112	29.642	1:15.637
331	35.727	1:16.012
117	36.955	1:16.487
74	40.550	1:17.783
80	42.623	1:18.133
581	52.335	1:19.888
49	59.922	1:22.564
84	1:00.617	1:22.919

LAP 6 @ 14:38:08.262

NO	BEHIND	LAP TIME
122		1:10.430
76	1.136	1:10.479
91	6.678	1:11.864
48	8.325	1:12.056
35	14.771	1:12.402
78	16.099	1:12.831
96	19.917	1:14.081
14	21.369	1:13.928
442	21.934	1:13.288
54	22.081	1:14.280
50	23.323	1:14.806
221	23.957	1:13.958
5	24.622	1:14.919
115	30.716	1:15.878
135	31.240	1:15.270
55	32.413	1:16.101
411	32.834	1:15.747
79	33.810	1:17.077
8	33.934	1:15.560
63	34.226	1:15.525
112	34.730	1:15.518
331	41.400	1:16.103
117	42.460	1:15.935
74	48.555	1:18.435
80	50.418	1:18.225
581	1:01.207	1:19.302

LAP 7 @ 14:39:19.610

NO	BEHIND	LAP TIME
122		1:11.348
49	1 Lap	1:22.107
76	1.893	1:12.105
84	1 Lap	1:23.213
91	7.247	1:11.917
48	9.591	1:12.614
35	16.059	1:12.636
78	17.894	1:13.143
96	22.051	1:13.482
442	23.285	1:12.699
14	24.082	1:14.061
54	24.380	1:13.647
50	26.257	1:14.282
221	26.391	1:13.782
5	27.267	1:13.993
115	34.679	1:15.311
135	35.185	1:15.293
411	36.382	1:14.896
79	37.470	1:15.008
55	37.772	1:16.707
8	38.136	1:15.550
63	38.587	1:15.709
112	39.187	1:15.805
331	47.041	1:16.989
117	48.051	1:16.939
74	55.247	1:18.040
80	57.705	1:18.635
581	1:08.947	1:19.088

LAP 8 @ 14:40:30.166

NO	BEHIND	LAP TIME
122		1:10.556
76	2.043	1:10.706
91	9.430	1:12.739
49	1 Lap	1:21.589
48	11.670	1:12.635
84	1 Lap	1:21.474
35	18.052	1:12.549
78	20.763	1:13.425
96	24.868	1:13.373
442	25.112	1:12.383
14	27.033	1:13.507
54	27.285	1:13.461
221	29.893	1:14.058
50	30.624	1:14.923
5	31.481	1:14.770
135	39.685	1:15.056
115	40.280	1:16.157
411	40.290	1:14.464
79	41.333	1:14.419
8	41.869	1:14.289
63	43.925	1:15.894
55	44.384	1:17.168
112	45.071	1:16.440
331	54.191	1:17.706
117	54.217	1:16.722
74	1:02.861	1:18.170
80	1:05.622	1:18.473

LAP 9 @ 14:41:41.084

NO	BEHIND	LAP TIME
122		1:10.918
76	2.552	1:11.427
581	1 Lap	1:19.612
91	10.411	1:11.899
48	13.329	1:12.577
35	20.405	1:13.271
49	1 Lap	1:21.455
84	1 Lap	1:20.800
78	23.646	1:13.801
96	27.063	1:13.113
442	27.943	1:13.749
14	29.964	1:13.849
54	30.472	1:14.105
221	33.234	1:14.259
5	35.033	1:14.470
50	35.314	1:15.608
135	43.790	1:15.023
411	43.995	1:14.623
115	44.695	1:15.333
79	45.107	1:14.692
8	45.496	1:14.545
63	48.121	1:15.114
55	50.619	1:17.153
112	51.371	1:17.218
117	59.985	1:16.686
331	1:00.013	1:16.740
74	1:09.412	1:17.469

LAP 10 @ 14:42:52.080

NO	BEHIND	LAP TIME
122		1:10.996
80	1 Lap	1:19.225
76	3.049	1:11.493
91	11.668	1:12.253
581	1 Lap	1:18.762
48	14.972	1:12.639
35	22.181	1:12.772
78	26.649	1:13.999
442	30.179	1:13.232
96	30.454	1:14.387
49	1 Lap	1:21.876
14	32.824	1:13.856
84	1 Lap	1:21.750
54	33.620	1:14.144
221	36.295	1:14.057
5	39.289	1:15.252
50	39.786	1:15.468
135	47.806	1:15.012
411	47.962	1:14.963
115	48.152	1:14.453
8	49.177	1:14.677
79	49.548	1:15.437
63	51.844	1:14.719
55	55.555	1:15.932
112	56.410	1:16.035
331	1:04.995	1:15.978
117	1:05.727	1:16.738

LAP 11 @ 14:44:02.988

NO	BEHIND	LAP TIME
122		1:10.908
76	3.461	1:11.320
74	1 Lap	1:17.980
80	1 Lap	1:19.257
91	12.579	1:11.819
48	16.909	1:12.845

Weather / Track : Bright / Dry

Donington Park National: 1.9790 miles
Date: 25/07/2026 Start: 14:31 Finish: 14:44

BMCRC - MRO Championships - Rnd 6 @ Donington Park National

Helmet City MRO Supersport 600 inc Clubman 600

RACE 7 - LAP CHART

35	23.824	1:12.551
581	1 Lap	1:19.913
78	29.367	1:13.626
442	31.652	1:12.381
96	32.495	1:12.949
14	35.490	1:13.574
54	37.035	1:14.323
221	40.949	1:15.562
5	43.381	1:15.000
84	1 Lap	1:21.241
50	44.558	1:15.680
49	1 Lap	1:24.384
411	51.952	1:14.898
135	52.038	1:15.140
115	52.155	1:14.911
8	52.643	1:14.374
79	53.189	1:14.549
63	55.409	1:14.473
55	1:00.225	1:15.578
112	1:01.938	1:16.436
331	1:09.624	1:15.537
117	1:10.564	1:15.745

BMCRC - MRO Championships - Rnd 6 @ Donington Park National

Helmet City MRO Supersport 600 inc Clubman 600

RACE 7 - SECTOR ANALYSIS

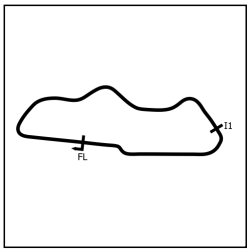

SECTOR 1 = FL to I1, SECTOR 2 = I1 to FL, DIFF = Difference To Personal Best Lap, P = Crossed Finish Line in Pit Lane, D = Time Disallowed

P1 **122** **Ted WILKINSON** — Honda CBR 600 RR - Runcorn Motor Bodies Commercials

IDEAL LAP TIME : 1:10.262 BEST LAP TIME : 1:10.348 DIFFERENCE : 0.086

LAP	SECTOR 1	SECTOR 2	LAP TIME		MPH	DIFF	TIME OF DAY
1 -		25.070	1:14.206		96.01	3.858	14:32:14.656
2 -	45.686	24.884	1:10.570		100.95	0.222	14:33:25.226
3 -	***45.388***	24.960	***1:10.348***	***(1)***	***101.27***		***14:34:35.574***
4 -	45.529	25.961	1:11.490		99.65	1.142	14:35:47.064
5 -	45.720	25.048	1:10.768		100.67	0.420	14:36:57.832
6 -	45.556	***24.874***	1:10.430	**(2)**	101.15	0.082	14:38:08.262
7 -	45.699	25.649	1:11.348		99.85	1.000	14:39:19.610
8 -	45.647	24.909	1:10.556	**(3)**	100.97	0.208	14:40:30.166
9 -	45.896	25.022	1:10.918		100.46	0.570	14:41:41.084
10 -	45.952	25.044	1:10.996		100.35	0.648	14:42:52.080
11 -	46.026	24.882	1:10.908		100.47	0.560	14:44:02.988

P2 **76** **Anthony JOHNSON** — Triumph Daytona 675 - Sussex Independent Financial Advisers

IDEAL LAP TIME : 1:10.439 BEST LAP TIME : 1:10.479 DIFFERENCE : 0.040

LAP	SECTOR 1	SECTOR 2	LAP TIME		MPH	DIFF	TIME OF DAY
1 -		25.231	1:15.020		94.96	4.541	14:32:15.470
2 -	45.713	25.041	1:10.754	**(3)**	100.69	0.275	14:33:26.224
3 -	45.755	25.185	1:10.940		100.43	0.461	14:34:37.164
4 -	45.798	25.126	1:10.924		100.45	0.445	14:35:48.088
5 -	45.729	25.102	1:10.831		100.58	0.352	14:36:58.919
6 -	***45.506***	24.973	***1:10.479***	***(1)***	***101.08***		***14:38:09.398***
7 -	45.917	26.188	1:12.105		98.80	1.626	14:39:21.503
8 -	45.773	***24.933***	1:10.706	**(2)**	100.76	0.227	14:40:32.209
9 -	46.252	25.175	1:11.427		99.74	0.948	14:41:43.636
10 -	46.269	25.224	1:11.493		99.65	1.014	14:42:55.129
11 -	46.010	25.310	1:11.320		99.89	0.841	14:44:06.449

P3 **91** **Sam HIRST** — Kawasaki ZX-636 - Team Valley Racing

IDEAL LAP TIME : 1:11.509 BEST LAP TIME : 1:11.680 DIFFERENCE : 0.171

LAP	SECTOR 1	SECTOR 2	LAP TIME		MPH	DIFF	TIME OF DAY
1 -		25.585	1:15.251		94.67	3.571	14:32:15.701
2 -	46.616	25.268	1:11.884		99.11	0.204	14:33:27.585
3 -	***46.294***	25.386	***1:11.680***	***(1)***	***99.39***		***14:34:39.265***
4 -	46.627	25.389	1:12.016		98.93	0.336	14:35:51.281
5 -	46.484	25.311	1:11.795	**(2)**	99.23	0.115	14:37:03.076
6 -	46.622	25.242	1:11.864		99.14	0.184	14:38:14.940
7 -	46.629	25.288	1:11.917		99.06	0.237	14:39:26.857
8 -	47.314	25.425	1:12.739		97.94	1.059	14:40:39.596
9 -	46.684	***25.215***	1:11.899		99.09	0.219	14:41:51.495
10 -	46.952	25.301	1:12.253		98.60	0.573	14:43:03.748
11 -	46.505	25.314	1:11.819	**(3)**	99.20	0.139	14:44:15.567

P4 **48** **Rhys FORREST** — Kawasaki 600 - Mark Disley Restoration & Building Ltd

IDEAL LAP TIME : 1:11.712 BEST LAP TIME : 1:11.886 DIFFERENCE : 0.174

LAP	SECTOR 1	SECTOR 2	LAP TIME		MPH	DIFF	TIME OF DAY
1 -		***25.300***	1:15.360		94.54	3.474	14:32:15.810
2 -	46.782	25.490	1:12.272		98.58	0.386	14:33:28.082
3 -	***46.412***	25.474	***1:11.886***	***(1)***	***99.11***		***14:34:39.968***
4 -	46.926	25.586	1:12.512		98.25	0.626	14:35:52.480
5 -	46.550	25.501	1:12.051	**(2)**	98.88	0.165	14:37:04.531
6 -	46.571	25.485	1:12.056	**(3)**	98.87	0.170	14:38:16.587
7 -	46.836	25.778	1:12.614		98.11	0.728	14:39:29.201
8 -	46.942	25.693	1:12.635		98.08	0.749	14:40:41.836
9 -	47.119	25.458	1:12.577		98.16	0.691	14:41:54.413
10 -	47.112	25.527	1:12.639		98.08	0.753	14:43:07.052
11 -	47.153	25.692	1:12.845		97.80	0.959	14:44:19.897

Weather / Track : Bright / Dry

Donington Park National: 1.9790 miles
Date: 25/07/2026 Start: 14:31 Finish: 14:44

BMCRC - MRO Championships - Rnd 6 @ Donington Park National

Helmet City MRO Supersport 600 inc Clubman 600

RACE 7 - SECTOR ANALYSIS

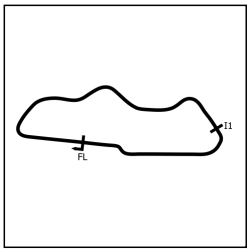

SECTOR 1 = FL to I1, SECTOR 2 = I1 to FL, DIFF = Difference To Personal Best Lap, P = Crossed Finish Line in Pit Lane, D = Time Disallowed

P5 35 Kai DICKINSON Yamaha R6 - Dad

IDEAL LAP TIME : 1:12.300 BEST LAP TIME : 1:12.402 DIFFERENCE : 0.102

LAP	SECTOR 1	SECTOR 2	LAP TIME		MPH	DIFF	TIME OF DAY
1 -		26.106	1:17.359		92.09	4.957	14:32:17.809
2 -	47.930	26.048	1:13.978		96.30	1.576	14:33:31.787
3 -	47.115	25.912	1:13.027		97.56	0.625	14:34:44.814
4 -	47.264	26.047	1:13.311		97.18	0.909	14:35:58.125
5 -	46.753	25.753	1:12.506	(2)	98.26	0.104	14:37:10.631
6 -	46.698	25.704	***1:12.402***	**(1)**	***98.40***		***14:38:23.033***
7 -	46.987	***25.649***	1:12.636		98.08	0.234	14:39:35.669
8 -	***46.651***	25.898	1:12.549	(3)	98.20	0.147	14:40:48.218
9 -	47.192	26.079	1:13.271		97.23	0.869	14:42:01.489
10 -	47.033	25.739	1:12.772		97.90	0.370	14:43:14.261
11 -	46.764	25.787	1:12.551		98.20	0.149	14:44:26.812

P6 78 Keith POVAH Yamaha R6 - @crap.sack give us a follow!

IDEAL LAP TIME : 1:12.291 BEST LAP TIME : 1:12.291 DIFFERENCE : 0.000

LAP	SECTOR 1	SECTOR 2	LAP TIME		MPH	DIFF	TIME OF DAY
1 -		26.019	1:18.614		90.62	6.323	14:32:19.064
2 -	47.828	25.970	1:13.798		96.54	1.507	14:33:32.862
3 -	47.709	25.685	1:13.394		97.07	1.103	14:34:46.256
4 -	47.282	25.701	1:12.983	(3)	97.62	0.692	14:35:59.239
5 -	***46.771***	***25.520***	***1:12.291***	**(1)**	***98.55***		***14:37:11.530***
6 -	47.089	25.742	1:12.831	(2)	97.82	0.540	14:38:24.361
7 -	47.288	25.855	1:13.143		97.40	0.852	14:39:37.504
8 -	47.455	25.970	1:13.425		97.03	1.134	14:40:50.929
9 -	47.767	26.034	1:13.801		96.53	1.510	14:42:04.730
10 -	48.202	25.797	1:13.999		96.28	1.708	14:43:18.729
11 -	47.562	26.064	1:13.626		96.76	1.335	14:44:32.355

P7 442 Max DIXON Triumph 675 -

IDEAL LAP TIME : 1:12.056 BEST LAP TIME : 1:12.381 DIFFERENCE : 0.325

LAP	SECTOR 1	SECTOR 2	LAP TIME		MPH	DIFF	TIME OF DAY
1 -		26.590	1:19.891		89.17	7.510	14:32:20.341
2 -	48.342	26.142	1:14.484		95.65	2.103	14:33:34.825
3 -	47.811	26.090	1:13.901		96.40	1.520	14:34:48.726
4 -	48.729	25.997	1:14.726		95.34	2.345	14:36:03.452
5 -	47.255	26.201	1:13.456		96.99	1.075	14:37:16.908
6 -	47.076	26.212	1:13.288		97.21	0.907	14:38:30.196
7 -	47.273	***25.426***	1:12.699	(3)	98.00	0.318	14:39:42.895
8 -	***46.630***	25.753	1:12.383	(2)	98.42	0.002	14:40:55.278
9 -	47.400	26.349	1:13.749		96.60	1.368	14:42:09.027
10 -	47.415	25.817	1:13.232		97.28	0.851	14:43:22.259
11 -	46.845	25.536	***1:12.381***	**(1)**	***98.43***		***14:44:34.640***

P8 96 C William HOWARTH Yamaha R6 -

IDEAL LAP TIME : 1:12.921 BEST LAP TIME : 1:12.949 DIFFERENCE : 0.028

LAP	SECTOR 1	SECTOR 2	LAP TIME		MPH	DIFF	TIME OF DAY
1 -		25.914	1:18.325		90.96	5.376	14:32:18.775
2 -	47.916	25.935	1:13.851		96.47	0.902	14:33:32.626
3 -	48.084	25.908	1:13.992		96.28	1.043	14:34:46.618
4 -	47.898	25.862	1:13.760		96.59	0.811	14:36:00.378
5 -	47.696	26.024	1:13.720		96.64	0.771	14:37:14.098
6 -	48.159	25.922	1:14.081		96.17	1.132	14:38:28.179
7 -	47.751	25.731	1:13.482		96.95	0.533	14:39:41.661
8 -	47.611	25.762	1:13.373	(3)	97.10	0.424	14:40:55.034
9 -	***47.381***	25.732	1:13.113	(2)	97.44	0.164	14:42:08.147
10 -	48.423	25.964	1:14.387		95.77	1.438	14:43:22.534
11 -	47.409	***25.540***	***1:12.949***	**(1)**	***97.66***		***14:44:35.483***

BMCRC - MRO Championships - Rnd 6 @ Donington Park National

Helmet City MRO Supersport 600 inc Clubman 600

RACE 7 - SECTOR ANALYSIS

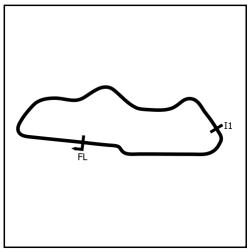

SECTOR 1 = FL to I1, SECTOR 2 = I1 to FL, DIFF = Difference To Personal Best Lap, P = Crossed Finish Line in Pit Lane, D = Time Disallowed

P9 14 Jack MUIR -

IDEAL LAP TIME : 1:13.499 BEST LAP TIME : 1:13.507 DIFFERENCE : 0.008

LAP	SECTOR 1	SECTOR 2	LAP TIME	MPH	DIFF	TIME OF DAY
1 -		26.261	1:19.149	90.01	5.642	14:32:19.599
2 -	47.873	26.295	1:14.168	96.06	0.661	14:33:33.767
3 -	47.956	26.162	1:14.118	96.12	0.611	14:34:47.885
4 -	47.644	26.050	1:13.694 (3)	96.67	0.187	14:36:01.579
5 -	48.040	26.084	1:14.124	96.11	0.617	14:37:15.703
6 -	47.974	25.954	1:13.928	96.37	0.421	14:38:29.631
7 -	48.198	***25.863***	1:14.061	96.19	0.554	14:39:43.692
8 -	***47.636***	25.871	***1:13.507 (1)***	***96.92***		***14:40:57.199***
9 -	47.909	25.940	1:13.849	96.47	0.342	14:42:11.048
10 -	47.662	26.194	1:13.856	96.46	0.349	14:43:24.904
11 -	47.695	25.879	1:13.574 (2)	96.83	0.067	14:44:38.478

P10 54 Jake ANDERTON Kawasaki ZX636 - In Loving Memory of Baby Axel

IDEAL LAP TIME : 1:13.461 BEST LAP TIME : 1:13.461 DIFFERENCE : 0.000

LAP	SECTOR 1	SECTOR 2	LAP TIME	MPH	DIFF	TIME OF DAY
1 -		26.337	1:18.948	90.24	5.487	14:32:19.398
2 -	47.709	26.970	1:14.679	95.40	1.218	14:33:34.077
3 -	47.854	25.865	1:13.719 (3)	96.64	0.258	14:34:47.796
4 -	48.306	26.030	1:14.336	95.84	0.875	14:36:02.132
5 -	47.740	26.191	1:13.931	96.36	0.470	14:37:16.063
6 -	47.838	26.442	1:14.280	95.91	0.819	14:38:30.343
7 -	47.813	25.834	1:13.647 (2)	96.74	0.186	14:39:43.990
8 -	***47.659***	***25.802***	***1:13.461 (1)***	***96.98***		***14:40:57.451***
9 -	48.191	25.914	1:14.105	96.14	0.644	14:42:11.556
10 -	47.838	26.306	1:14.144	96.09	0.683	14:43:25.700
11 -	48.203	26.120	1:14.323	95.86	0.862	14:44:40.023

P11 221 C Keaten LEATHERLAND Yamaha R6 - GL Fabrications Racing/ Complete Engineering Se

IDEAL LAP TIME : 1:13.538 BEST LAP TIME : 1:13.747 DIFFERENCE : 0.209

LAP	SECTOR 1	SECTOR 2	LAP TIME	MPH	DIFF	TIME OF DAY
1 -		26.713	1:20.309	88.71	6.562	14:32:20.759
2 -	48.178	26.315	1:14.493	95.64	0.746	14:33:35.252
3 -	***47.656***	26.091	***1:13.747 (1)***	***96.60***		***14:34:48.999***
4 -	48.745	26.271	1:15.016	94.97	1.269	14:36:04.015
5 -	47.956	26.290	1:14.246	95.95	0.499	14:37:18.261
6 -	48.076	***25.882***	1:13.958 (3)	96.33	0.211	14:38:32.219
7 -	47.667	26.115	1:13.782 (2)	96.56	0.035	14:39:46.001
8 -	48.002	26.056	1:14.058	96.20	0.311	14:41:00.059
9 -	48.134	26.125	1:14.259	95.94	0.512	14:42:14.318
10 -	47.838	26.219	1:14.057	96.20	0.310	14:43:28.375
11 -	48.983	26.579	1:15.562	94.28	1.815	14:44:43.937

P12 5 Logan STONE Yamaha R6 -

IDEAL LAP TIME : 1:13.931 BEST LAP TIME : 1:13.993 DIFFERENCE : 0.062

LAP	SECTOR 1	SECTOR 2	LAP TIME	MPH	DIFF	TIME OF DAY
1 -		26.405	1:19.465	89.65	5.472	14:32:19.915
2 -	48.268	26.199	1:14.467 (3)	95.67	0.474	14:33:34.382
3 -	48.122	25.986	1:14.108 (2)	96.13	0.115	14:34:48.490
4 -	48.866	***25.955***	1:14.821	95.22	0.828	14:36:03.311
5 -	48.476	26.178	1:14.654	95.43	0.661	14:37:17.965
6 -	48.836	26.083	1:14.919	95.09	0.926	14:38:32.884
7 -	***47.976***	26.017	***1:13.993 (1)***	***96.28***		***14:39:46.877***
8 -	48.627	26.143	1:14.770	95.28	0.777	14:41:01.647
9 -	48.312	26.158	1:14.470	95.67	0.477	14:42:16.117
10 -	48.557	26.695	1:15.252	94.67	1.259	14:43:31.369
11 -	48.477	26.523	1:15.000	94.99	1.007	14:44:46.369

BMCRC - MRO Championships - Rnd 6 @ Donington Park National

Helmet City MRO Supersport 600 inc Clubman 600

RACE 7 - SECTOR ANALYSIS

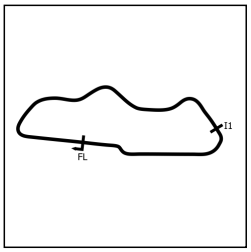

SECTOR 1 = FL to I1, SECTOR 2 = I1 to FL, DIFF = Difference To Personal Best Lap, P = Crossed Finish Line in Pit Lane, D = Time Disallowed

P13 50 Aditya BEHAL Kawasaki ZX6R -

IDEAL LAP TIME : 1:13.775 BEST LAP TIME : 1:14.003 DIFFERENCE : 0.228

LAP	SECTOR 1	SECTOR 2	LAP TIME	MPH	DIFF	TIME OF DAY
1 -		26.211	1:19.970	89.09	5.967	14:32:20.420
2 -	48.029	26.177	1:14.206	96.01	0.203	14:33:34.626
3 -	***47.665***	26.338	***1:14.003*** **(1)**	***96.27***		***14:34:48.629***
4 -	47.967	***26.110***	1:14.077 **(3)**	96.17	0.074	14:36:02.706
5 -	47.729	26.344	1:14.073 **(2)**	96.18	0.070	14:37:16.779
6 -	48.495	26.311	1:14.806	95.24	0.803	14:38:31.585
7 -	47.998	26.284	1:14.282	95.91	0.279	14:39:45.867
8 -	48.409	26.514	1:14.923	95.09	0.920	14:41:00.790
9 -	48.952	26.656	1:15.608	94.23	1.605	14:42:16.398
10 -	49.125	26.343	1:15.468	94.40	1.465	14:43:31.866
11 -	48.651	27.029	1:15.680	94.14	1.677	14:44:47.546

P14 411 C Jack HUGHES Yamaha R9 - IWS

IDEAL LAP TIME : 1:14.307 BEST LAP TIME : 1:14.464 DIFFERENCE : 0.157

LAP	SECTOR 1	SECTOR 2	LAP TIME	MPH	DIFF	TIME OF DAY
1 -		26.809	1:22.128	86.75	7.664	14:32:22.578
2 -	49.648	26.895	1:16.543	93.08	2.079	14:33:39.121
3 -	49.079	26.938	1:16.017	93.72	1.553	14:34:55.138
4 -	48.450	26.601	1:15.051	94.93	0.587	14:36:10.189
5 -	48.464	26.696	1:15.160	94.79	0.696	14:37:25.349
6 -	49.260	26.487	1:15.747	94.05	1.283	14:38:41.096
7 -	48.633	***26.263***	1:14.896 **(3)**	95.12	0.432	14:39:55.992
8 -	***48.044***	26.420	***1:14.464*** **(1)**	***95.67***		***14:41:10.456***
9 -	48.300	26.323	1:14.623 **(2)**	95.47	0.159	14:42:25.079
10 -	48.591	26.372	1:14.963	95.04	0.499	14:43:40.042
11 -	48.155	26.743	1:14.898	95.12	0.434	14:44:54.940

P15 135 C Adam FORBES Yamaha R6 - Currie racing

IDEAL LAP TIME : 1:14.746 BEST LAP TIME : 1:15.012 DIFFERENCE : 0.266

LAP	SECTOR 1	SECTOR 2	LAP TIME	MPH	DIFF	TIME OF DAY
1 -		26.872	1:22.454	86.40	7.442	14:32:22.904
2 -	48.845	***26.234***	1:15.079	94.89	0.067	14:33:37.983
3 -	48.701	26.604	1:15.305	94.61	0.293	14:34:53.288
4 -	48.607	26.749	1:15.356	94.54	0.344	14:36:08.644
5 -	49.011	26.577	1:15.588	94.25	0.576	14:37:24.232
6 -	48.536	26.734	1:15.270	94.65	0.258	14:38:39.502
7 -	48.859	26.434	1:15.293	94.62	0.281	14:39:54.795
8 -	***48.512***	26.544	1:15.056 **(3)**	94.92	0.044	14:41:09.851
9 -	48.714	26.309	1:15.023 **(2)**	94.96	0.011	14:42:24.874
10 -	48.588	26.424	***1:15.012*** **(1)**	***94.98***		***14:43:39.886***
11 -	48.710	26.430	1:15.140	94.81	0.128	14:44:55.026

P16 115 C Brian MAHER Yamaha R6 - Spraytech /Espresso Solutions

IDEAL LAP TIME : 1:14.453 BEST LAP TIME : 1:14.453 DIFFERENCE : 0.000

LAP	SECTOR 1	SECTOR 2	LAP TIME	MPH	DIFF	TIME OF DAY
1 -		26.375	1:20.573	88.42	6.120	14:32:21.023
2 -	49.085	26.445	1:15.530	94.32	1.077	14:33:36.553
3 -	48.967	26.233	1:15.200 **(3)**	94.74	0.747	14:34:51.753
4 -	49.303	26.650	1:15.953	93.80	1.500	14:36:07.706
5 -	48.974	26.420	1:15.394	94.49	0.941	14:37:23.100
6 -	49.089	26.789	1:15.878	93.89	1.425	14:38:38.978
7 -	48.923	26.388	1:15.311	94.60	0.858	14:39:54.289
8 -	49.521	26.636	1:16.157	93.55	1.704	14:41:10.446
9 -	48.965	26.368	1:15.333	94.57	0.880	14:42:25.779
10 -	***48.422***	***26.031***	***1:14.453*** **(1)**	***95.69***		***14:43:40.232***
11 -	48.658	26.253	1:14.911 **(2)**	95.10	0.458	14:44:55.143

BMCRC - MRO Championships - Rnd 6 @ Donington Park National

Helmet City MRO Supersport 600 inc Clubman 600

RACE 7 - SECTOR ANALYSIS

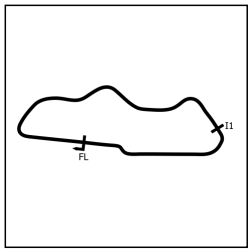

SECTOR 1 = FL to I1, SECTOR 2 = I1 to FL, DIFF = Difference To Personal Best Lap, P = Crossed Finish Line in Pit Lane, D = Time Disallowed

P17 8 C Oliver NUNN Yamaha R6 - Intertechnic UK

IDEAL LAP TIME : 1:14.183 BEST LAP TIME : 1:14.289 DIFFERENCE : 0.106

LAP	SECTOR 1	SECTOR 2	LAP TIME	MPH	DIFF	TIME OF DAY
1 -		27.000	1:23.261	85.56	8.972	14:32:23.711
2 -	49.603	26.827	1:16.430	93.21	2.141	14:33:40.141
3 -	48.964	26.725	1:15.689	94.13	1.400	14:34:55.830
4 -	48.987	26.716	1:15.703	94.11	1.414	14:36:11.533
5 -	48.418	26.685	1:15.103	94.86	0.814	14:37:26.636
6 -	48.890	26.670	1:15.560	94.29	1.271	14:38:42.196
7 -	49.138	26.412	1:15.550	94.30	1.261	14:39:57.746
8 -	48.263	***26.026***	***1:14.289*** **(1)**	***95.90***		***14:41:12.035***
9 -	48.479	26.066	1:14.545 **(3)**	95.57	0.256	14:42:26.580
10 -	48.650	26.027	1:14.677	95.40	0.388	14:43:41.257
11 -	***48.157***	26.217	1:14.374 **(2)**	95.79	0.085	14:44:55.631

P18 79 Thomas GARNER Yamaha R6 -

IDEAL LAP TIME : 1:14.285 BEST LAP TIME : 1:14.419 DIFFERENCE : 0.134

LAP	SECTOR 1	SECTOR 2	LAP TIME	MPH	DIFF	TIME OF DAY
1 -		26.944	1:21.756	87.14	7.337	14:32:22.206
2 -	49.829	26.515	1:16.344	93.32	1.925	14:33:38.550
3 -	48.807	26.390	1:15.197	94.74	0.778	14:34:53.747
4 -	48.838	26.242	1:15.080	94.89	0.661	14:36:08.827
5 -	49.396	26.772	1:16.168	93.53	1.749	14:37:24.995
6 -	49.421	27.656	1:17.077	92.43	2.658	14:38:42.072
7 -	48.922	26.086	1:15.008	94.98	0.589	14:39:57.080
8 -	***48.254***	26.165	***1:14.419*** **(1)**	***95.73***		***14:41:11.499***
9 -	48.573	26.119	1:14.692 **(3)**	95.38	0.273	14:42:26.191
10 -	49.406	***26.031***	1:15.437	94.44	1.018	14:43:41.628
11 -	48.268	26.281	1:14.549 **(2)**	95.56	0.130	14:44:56.177

P19 63 George ANDERSON Yamaha R6 - JE Technical Ltd

IDEAL LAP TIME : 1:14.390 BEST LAP TIME : 1:14.473 DIFFERENCE : 0.083

LAP	SECTOR 1	SECTOR 2	LAP TIME	MPH	DIFF	TIME OF DAY
1 -		26.707	1:22.599	86.25	8.126	14:32:23.049
2 -	49.462	26.858	1:16.320	93.35	1.847	14:33:39.369
3 -	49.364	26.632	1:15.996	93.75	1.523	14:34:55.365
4 -	49.033	27.164	1:16.197	93.50	1.724	14:36:11.562
5 -	48.733	26.668	1:15.401	94.49	0.928	14:37:26.963
6 -	48.824	26.701	1:15.525	94.33	1.052	14:38:42.488
7 -	49.355	26.354	1:15.709	94.10	1.236	14:39:58.197
8 -	49.509	26.385	1:15.894	93.87	1.421	14:41:14.091
9 -	48.928	***26.186***	1:15.114 **(3)**	94.85	0.641	14:42:29.205
10 -	48.527	26.192	1:14.719 **(2)**	95.35	0.246	14:43:43.924
11 -	***48.204***	26.269	***1:14.473*** **(1)**	***95.66***		***14:44:58.397***

P20 55 C Stuart ROBERTS Honda CBR 600 RR - Sweatbank gym/Body Fix Coach

IDEAL LAP TIME : 1:15.048 BEST LAP TIME : 1:15.236 DIFFERENCE : 0.188

LAP	SECTOR 1	SECTOR 2	LAP TIME	MPH	DIFF	TIME OF DAY
1 -		26.484	1:21.473	87.44	6.237	14:32:21.923
2 -	***48.715***	26.522	1:15.237 **(2)**	94.69	0.001	14:33:37.160
3 -	48.903	***26.333***	***1:15.236*** **(1)**	***94.69***		***14:34:52.396***
4 -	49.190	26.366	1:15.556 **(3)**	94.29	0.320	14:36:07.952
5 -	49.463	27.159	1:16.622	92.98	1.386	14:37:24.574
6 -	49.407	26.694	1:16.101	93.62	0.865	14:38:40.675
7 -	49.789	26.918	1:16.707	92.88	1.471	14:39:57.382
8 -	50.465	26.703	1:17.168	92.32	1.932	14:41:14.550
9 -	49.839	27.314	1:17.153	92.34	1.917	14:42:31.703
10 -	49.577	26.355	1:15.932	93.82	0.696	14:43:47.635
11 -	49.158	26.420	1:15.578	94.26	0.342	14:45:03.213

BMCRC - MRO Championships - Rnd 6 @ Donington Park National

Helmet City MRO Supersport 600 inc Clubman 600

RACE 7 - SECTOR ANALYSIS

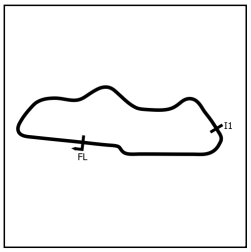

SECTOR 1 = FL to I1, SECTOR 2 = I1 to FL, DIFF = Difference To Personal Best Lap, P = Crossed Finish Line in Pit Lane, D = Time Disallowed

P21 112 C Jake DONKERSLEY — Yamaha R6 -

IDEAL LAP TIME : 1:15.423 BEST LAP TIME : 1:15.518 DIFFERENCE : 0.095

LAP	SECTOR 1	SECTOR 2	LAP TIME	MPH	DIFF	TIME OF DAY
1 -		26.901	1:23.564	85.25	8.046	14:32:24.014
2 -	49.203	27.024	1:16.227	93.46	0.709	14:33:40.241
3 -	49.128	26.694	1:15.822	93.96	0.304	14:34:56.063
4 -	48.911	26.863	1:15.774 (3)	94.02	0.256	14:36:11.837
5 -	***48.754***	26.883	1:15.637 (2)	94.19	0.119	14:37:27.474
6 -	48.849	***26.669***	***1:15.518*** (1)	***94.34***		***14:38:42.992***
7 -	49.116	26.689	1:15.805	93.98	0.287	14:39:58.797
8 -	49.247	27.193	1:16.440	93.20	0.922	14:41:15.237
9 -	49.337	27.881	1:17.218	92.26	1.700	14:42:32.455
10 -	49.316	26.719	1:16.035	93.70	0.517	14:43:48.490
11 -	49.461	26.975	1:16.436	93.21	0.918	14:45:04.926

P22 331 Tim BURROWS — Yamaha R6 -

IDEAL LAP TIME : 1:15.222 BEST LAP TIME : 1:15.537 DIFFERENCE : 0.315

LAP	SECTOR 1	SECTOR 2	LAP TIME	MPH	DIFF	TIME OF DAY
1 -		27.643	1:25.851	82.98	10.314	14:32:26.301
2 -	50.441	27.278	1:17.719	91.67	2.182	14:33:44.020
3 -	49.590	26.929	1:16.519	93.10	0.982	14:35:00.539
4 -	49.399	27.609	1:17.008	92.51	1.471	14:36:17.547
5 -	49.090	26.922	1:16.012 (3)	93.73	0.475	14:37:33.559
6 -	49.264	26.839	1:16.103	93.61	0.566	14:38:49.662
7 -	49.971	27.018	1:16.989	92.54	1.452	14:40:06.651
8 -	50.071	27.635	1:17.706	91.68	2.169	14:41:24.357
9 -	49.894	26.846	1:16.740	92.84	1.203	14:42:41.097
10 -	49.491	***26.487***	1:15.978 (2)	93.77	0.441	14:43:57.075
11 -	***48.735***	26.802	***1:15.537*** (1)	***94.31***		***14:45:12.612***

P23 117 C Ben JENNISON — Triumph Daytona 675 -

IDEAL LAP TIME : 1:15.737 BEST LAP TIME : 1:15.745 DIFFERENCE : 0.008

LAP	SECTOR 1	SECTOR 2	LAP TIME	MPH	DIFF	TIME OF DAY
1 -		27.733	1:25.507	83.32	9.762	14:32:25.957
2 -	51.448	27.376	1:18.824	90.38	3.079	14:33:44.781
3 -	49.730	27.087	1:16.817	92.74	1.072	14:35:01.598
4 -	49.669	27.033	1:16.702	92.88	0.957	14:36:18.300
5 -	49.530	26.957	1:16.487 (3)	93.14	0.742	14:37:34.787
6 -	49.114	26.821	1:15.935 (2)	93.82	0.190	14:38:50.722
7 -	49.866	27.073	1:16.939	92.60	1.194	14:40:07.661
8 -	49.436	27.286	1:16.722	92.86	0.977	14:41:24.383
9 -	49.560	27.126	1:16.686	92.90	0.941	14:42:41.069
10 -	49.947	***26.791***	1:16.738	92.84	0.993	14:43:57.807
11 -	***48.946***	26.799	***1:15.745*** (1)	***94.06***		***14:45:13.552***

P24 74 C Tom VAUGHAN — Yamaha R6 - Stockbridge Trading Ltd,Lamonde Automation

IDEAL LAP TIME : 1:17.222 BEST LAP TIME : 1:17.312 DIFFERENCE : 0.090

LAP	SECTOR 1	SECTOR 2	LAP TIME	MPH	DIFF	TIME OF DAY
1 -		27.442	1:25.570	83.26	8.258	14:32:26.020
2 -	52.088	27.283	1:19.371	89.76	2.059	14:33:45.391
3 -	***50.314***	26.998	***1:17.312*** (1)	***92.15***		***14:35:02.703***
4 -	50.766	27.130	1:17.896	91.46	0.584	14:36:20.599
5 -	50.640	27.143	1:17.783 (3)	91.59	0.471	14:37:38.382
6 -	51.124	27.311	1:18.435	90.83	1.123	14:38:56.817
7 -	51.050	26.990	1:18.040	91.29	0.728	14:40:14.857
8 -	50.907	27.263	1:18.170	91.14	0.858	14:41:33.027
9 -	50.561	***26.908***	1:17.469 (2)	91.96	0.157	14:42:50.496
10 -	50.861	27.119	1:17.980	91.36	0.668	14:44:08.476

BMCRC - MRO Championships - Rnd 6 @ Donington Park National

Helmet City MRO Supersport 600 inc Clubman 600

RACE 7 - SECTOR ANALYSIS

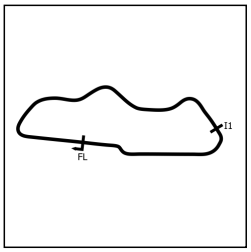

SECTOR 1 = FL to I1, SECTOR 2 = I1 to FL, DIFF = Difference To Personal Best Lap, P = Crossed Finish Line in Pit Lane, D = Time Disallowed

P25 80 Zac LEIGH — Kawasaki ZX6R - Valeigh Racing

IDEAL LAP TIME : 1:17.878 BEST LAP TIME : 1:18.049 DIFFERENCE : 0.171

LAP	SECTOR 1	SECTOR 2	LAP TIME	MPH	DIFF	TIME OF DAY
1 -		27.421	1:26.121	82.72	8.072	14:32:26.571
2 -	52.092	***26.979***	1:19.071	90.10	1.022	14:33:45.642
3 -	***50.899***	27.150	***1:18.049*** **(1)**	***91.28***		***14:35:03.691***
4 -	50.911	27.720	1:18.631	90.60	0.582	14:36:22.322
5 -	50.954	27.179	1:18.133 **(2)**	91.18	0.084	14:37:40.455
6 -	50.967	27.258	1:18.225 **(3)**	91.07	0.176	14:38:58.680
7 -	51.021	27.614	1:18.635	90.60	0.586	14:40:17.315
8 -	51.041	27.432	1:18.473	90.79	0.424	14:41:35.788
9 -	51.261	27.964	1:19.225	89.92	1.176	14:42:55.013
10 -	51.598	27.659	1:19.257	89.89	1.208	14:44:14.270

P26 581 C Jack HAYBYRNE — Yamaha R6 - MannCave

IDEAL LAP TIME : 1:18.384 BEST LAP TIME : 1:18.762 DIFFERENCE : 0.378

LAP	SECTOR 1	SECTOR 2	LAP TIME	MPH	DIFF	TIME OF DAY
1 -		28.530	1:28.437	80.56	9.675	14:32:28.887
2 -	53.503	28.122	1:21.625	87.28	2.863	14:33:50.512
3 -	51.760	28.500	1:20.260	88.76	1.498	14:35:10.772
4 -	51.480	28.027	1:19.507	89.61	0.745	14:36:30.279
5 -	51.847	28.041	1:19.888	89.18	1.126	14:37:50.167
6 -	51.056	28.246	1:19.302 **(3)**	89.84	0.540	14:39:09.469
7 -	***50.938***	28.150	1:19.088 **(2)**	90.08	0.326	14:40:28.557
8 -	51.837	27.775	1:19.612	89.49	0.850	14:41:48.169
9 -	51.316	***27.446***	***1:18.762*** **(1)**	***90.45***		***14:43:06.931***
10 -	51.912	28.001	1:19.913	89.15	1.151	14:44:26.844

P27 84 C George HIGGINS — Yamaha R6 - Aztec Racing

IDEAL LAP TIME : 1:20.778 BEST LAP TIME : 1:20.800 DIFFERENCE : 0.022

LAP	SECTOR 1	SECTOR 2	LAP TIME	MPH	DIFF	TIME OF DAY
1 -		28.497	1:28.741	80.28	7.941	14:32:29.191
2 -	53.360	***28.439***	1:21.799	87.09	0.999	14:33:50.990
3 -	53.386	28.679	1:22.065	86.81	1.265	14:35:13.055
4 -	53.816	28.659	1:22.475	86.38	1.675	14:36:35.530
5 -	53.820	29.099	1:22.919	85.92	2.119	14:37:58.449
6 -	53.122	30.091	1:23.213	85.61	2.413	14:39:21.662
7 -	52.586	28.888	1:21.474 **(3)**	87.44	0.674	14:40:43.136
8 -	***52.339***	28.461	***1:20.800*** **(1)**	***88.17***		***14:42:03.936***
9 -	53.231	28.519	1:21.750	87.15	0.950	14:43:25.686
10 -	52.780	28.461	1:21.241 **(2)**	87.69	0.441	14:44:46.927

P28 49 C Thomas GALLAGHER — Yamaha YZF R6 - TG Cad Services Ltd

IDEAL LAP TIME : 1:21.193 BEST LAP TIME : 1:21.455 DIFFERENCE : 0.262

LAP	SECTOR 1	SECTOR 2	LAP TIME	MPH	DIFF	TIME OF DAY
1 -		28.197	1:27.973	80.98	6.518	14:32:28.423
2 -	53.389	28.612	1:22.001	86.88	0.546	14:33:50.424
3 -	53.723	28.646	1:22.369	86.49	0.914	14:35:12.793
4 -	53.781	28.616	1:22.397	86.46	0.942	14:36:35.190
5 -	53.971	28.593	1:22.564	86.29	1.109	14:37:57.754
6 -	53.506	28.601	1:22.107	86.77	0.652	14:39:19.861
7 -	***53.148***	28.441	1:21.589 **(2)**	87.32	0.134	14:40:41.450
8 -	53.410	***28.045***	***1:21.455*** **(1)**	***87.46***		***14:42:02.905***
9 -	53.618	28.258	1:21.876 **(3)**	87.01	0.421	14:43:24.781
10 -	53.320	31.064	1:24.384	84.43	2.929	14:44:49.165

BMCRC - MRO Championships - Rnd 6 @ Donington Park National

Helmet City MRO Supersport 600 inc Clubman 600

RACE 7 - SECTOR ANALYSIS

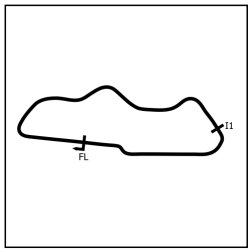

SECTOR 1 = FL to I1, SECTOR 2 = I1 to FL, DIFF = Difference To Personal Best Lap, P = Crossed Finish Line in Pit Lane, D = Time Disallowed

P29 19 Tyler DONOVAN Yamaha R6 - TMT Racing

IDEAL LAP TIME : 1:12.882 BEST LAP TIME : 1:12.882 DIFFERENCE : 0.000

LAP	SECTOR 1	SECTOR 2	LAP TIME	MPH	DIFF	TIME OF DAY
1 -		26.189	1:17.671	91.72	4.789	14:32:18.121
2 -	47.321	26.152	1:13.473 **(2)**	96.96	0.591	14:33:31.594
3 -	***46.969***	***25.913***	***1:12.882*** **(1)**	***97.75***		***14:34:44.476***
4 -	47.321	26.253	1:13.574 **(3)**	96.83	0.692	14:35:58.050
5 -	47.109	IN PIT	1:25.705 **P**	83.12	12.823	14:37:23.755

P30 118 C Jim COYLE Yamaha R6 - Big Jim RIP

IDEAL LAP TIME : 1:18.996 BEST LAP TIME : 1:19.032 DIFFERENCE : 0.036

LAP	SECTOR 1	SECTOR 2	LAP TIME	MPH	DIFF	TIME OF DAY
1 -		***27.429***	1:24.878	83.93	5.846	14:32:25.328
2 -	52.481	27.465	1:19.946 **(2)**	89.11	0.914	14:33:45.274
3 -	***51.567***	27.465	***1:19.032*** **(1)**	***90.14***		***14:35:04.306***
4 -	52.519	IN PIT	1:32.964 **P**	76.63	13.932	14:36:37.270

BMCRC - MRO Championships - Rnd 6 @ Donington Park National

Helmet City MRO Supersport 600 inc Clubman 600

RACE 7 - BEST SECTORS

	SECTOR 1		SECTOR 2	
POS	NO	TIME	NO	TIME
1	122	45.388	122	24.874
2	76	45.506	76	24.933
3	91	46.294	91	25.215
4	48	46.412	48	25.300
5	442	46.630	442	25.426
6	35	46.651	78	25.520
7	78	46.771	96	25.540
8	19	46.969	35	25.649
9	96	47.381	54	25.802
10	14	47.636	14	25.863
11	221	47.656	221	25.882
12	54	47.659	19	25.913
13	50	47.665	5	25.955
14	5	47.976	8	26.026
15	411	48.044	115	26.031
16	8	48.157	79	26.031
17	63	48.204	50	26.110
18	79	48.254	63	26.186
19	115	48.422	135	26.234
20	135	48.512	411	26.263
21	55	48.715	55	26.333
22	331	48.735	331	26.487
23	112	48.754	112	26.669
24	117	48.946	117	26.791
25	74	50.314	74	26.908
26	80	50.899	80	26.979
27	581	50.938	118	27.429
28	118	51.567	581	27.446
29	84	52.339	49	28.045
30	49	53.148	84	28.439

IDEAL / BEST COMPARISON

POS	NO	NAME	IDEAL	BEST	DIFF
		PERFECT LAP	1:10.262		
1	122	WILKINSON	1:10.262	1:10.348	0.086
2	76	JOHNSON	1:10.439	1:10.479	0.040
3	91	HIRST	1:11.509	1:11.680	0.171
4	48	FORREST	1:11.712	1:11.886	0.174
5	442	DIXON	1:12.056	1:12.381	0.325
6	78	POVAH	1:12.291	1:12.291	0.000
7	35	DICKINSON	1:12.300	1:12.402	0.102
8	19	DONOVAN	1:12.882	1:12.882	0.000
9	96	HOWARTH	1:12.921	1:12.949	0.028
10	54	ANDERTON	1:13.461	1:13.461	0.000
11	14	MUIR	1:13.499	1:13.507	0.008
12	221	LEATHERLAND	1:13.538	1:13.747	0.209
13	50	BEHAL	1:13.775	1:14.003	0.228
14	5	STONE	1:13.931	1:13.993	0.062
15	8	NUNN	1:14.183	1:14.289	0.106
16	79	GARNER	1:14.285	1:14.419	0.134
17	411	HUGHES	1:14.307	1:14.464	0.157
18	63	ANDERSON	1:14.390	1:14.473	0.083
19	115	MAHER	1:14.453	1:14.453	0.000
20	135	FORBES	1:14.746	1:15.012	0.266
21	55	ROBERTS	1:15.048	1:15.236	0.188
22	331	BURROWS	1:15.222	1:15.537	0.315
23	112	DONKERSLEY	1:15.423	1:15.518	0.095
24	117	JENNISON	1:15.737	1:15.745	0.008
25	74	VAUGHAN	1:17.222	1:17.312	0.090
26	80	LEIGH	1:17.878	1:18.049	0.171
27	581	HAYBYRNE	1:18.384	1:18.762	0.378
28	118	COYLE	1:18.996	1:19.032	0.036
29	84	HIGGINS	1:20.778	1:20.800	0.022
30	49	GALLAGHER	1:21.193	1:21.455	0.262

Weather / Track : Bright / Dry

Donington Park National: 1.9790 miles
Date: 25/07/2026 Start: 14:31 Finish: 14:44

Results can be found at www.tsl-timing.com

Printed - 14:46 Saturday, 25 July 2026

BMCRC - MRO Championships - Rnd 6 @ Donington Park National

Helmet City MRO Supersport 600 inc Clubman 600

RACE 7 - POSITION CHART

No	Name	Lap / Pos	1	2	3	4	5	6	7	8	9	10	11
122	WILKINSON	1	122	122	122	122	122	122	122	122	122	122	122
91	HIRST	2	76	76	76	76	76	76	76	76	76	76	76
76	JOHNSON	3	91	91	91	91	91	91	91	91	91	91	91
167	JENKINS	4	48	48	48	48	48	48	48	48	48	48	48
56	MILLS	5	35	19	19	19	35	35	35	35	35	35	35
169	CUNNINGHAM	6	19	35	35	35	78	78	78	78	78	78	78
71	MAY	7	96	96	78	78	96	96	96	96	96	442	442
35	DICKINSON	8	78	78	96	96	14	14	442	442	442	96	96
48	FORREST	9	54	14	54	14	54	442	14	14	14	14	14
442	DIXON	10	14	54	14	54	50	54	54	54	54	54	54
78	POVAH	11	5	5	5	50	442	50	50	221	221	221	221
96	HOWARTH	12	442	50	50	5	5	221	221	50	5	5	5
19	DONOVAN	13	50	442	442	442	221	5	5	5	50	50	50
54	ANDERTON	14	221	221	221	221	115	115	115	135	135	135	411
221	LEATHERLAND	15	115	115	115	115	*19*	135	135	115	411	411	135
5	STONE	16	55	55	55	55	135	55	411	411	115	115	115
14	MUIR	17	79	135	135	135	55	411	79	79	79	8	8
50	BEHAL	18	411	79	79	79	79	79	55	8	8	79	79
8	NUNN	19	135	411	411	411	411	8	8	63	63	63	63
79	GARNER	20	63	63	63	8	8	63	63	55	55	55	55
135	FORBES	21	8	8	8	63	63	112	112	112	112	112	112
115	MAHER	22	112	112	112	112	112	331	331	331	117	331	331
55	ROBERTS	23	118	331	331	331	331	117	117	117	331	117	117
63	ANDERSON	24	117	117	117	117	117	74	74	74	74	74	
411	HUGHES	25	74	118	74	74	74	80	80	80	80	80	
112	DONKERSLEY	26	331	74	80	80	80	581	581	581	581	581	
74	VAUGHAN	27	80	80	118	581	581	49	49	49	49	84	
117	JENNISON	28	49	49	581	49	49	84	84	84	84	49	
331	BURROWS	29	581	581	49	84	84						
118	COYLE	30	84	84	84	*118*							
80	LEIGH	31											
581	HAYBYRNE	32											
84	HIGGINS	33											
49	GALLAGHER	34											
60	NEAL	35											
551	ROCHE	36											

Weather / Track : Bright / Dry

Donington Park National: 1.9790 miles
Date: 25/07/2026 Start: 14:31 Finish: 14:44

Results can be found at www.tsl-timing.com

Printed - 14:47 Saturday, 25 July 2026

BMCRC - MRO Championships - Rnd 6 @ Donington Park National

Helmet City MRO Supersport 600 inc Clubman 600

RACE 7 - STATISTICS

Competitors Started	30
Planned Start	2026-07-25 @ 13:46:00.000
Actual Start	2026-07-25 @ 14:31:00.450
Finish Time	2026-07-25 @ 14:44:02.987
Track Length	1.9790mi.
Total Laps	312
Total Distance Covered	617.4689mi.

Session Fastest Lap History

NO	CL	NAME	LAP TIME	TIME OF DAY	LAP	VEHICLE
122		**Ted WILKINSON**	**1:10.570**	14:33:25.226	2	Honda CBR 600 RR
122		**Ted WILKINSON**	**1:10.348**	14:34:35.574	3	Honda CBR 600 RR

Session Leader History

NO	CL	NAME	FROM LAP	LAPS LED	DISTANCE	VEHICLE
122		**Ted WILKINSON**	1	11	21.73 miles	Honda CBR 600 RR

Flag History

TYPE	TIME OF DAY
GREEN	14:31:00.450
FINISH	14:44:02.987

Flag Statistics

TYPE	COUNT	TOTAL LAPS	TOTAL TIME
Green	1	11	14:31.276
Red	0	0	0.000
Safety Car	0	0	0.000
FCY	0	0	0.000

BMCRC - MRO Championships - Rnd 6 @ Donington Park National

Helmet City MRO Supersport 600 inc Clubman 600

RACE 7 - STATISTICS

CLASS : 16 Starters

Fastest Lap History

NO	NAME	LAP TIME	TIME OF DAY	LAP	VEHICLE
122	**Ted WILKINSON**	**1:10.570**	14:33:25.226	2	Honda CBR 600 RR
122	**Ted WILKINSON**	**1:10.348**	14:34:35.574	3	Honda CBR 600 RR

Leader History

NO	NAME	FROM LAP	LAPS LED	DISTANCE	VEHICLE
122	**Ted WILKINSON**	1	11	21.73 miles	Honda CBR 600 RR

BMCRC - MRO Championships - Rnd 6 @ Donington Park National

Helmet City MRO Supersport 600 inc Clubman 600

RACE 7 - STATISTICS

CLASS : C

14 Starters

Fastest Lap History

NO	NAME	LAP TIME	TIME OF DAY	LAP	VEHICLE
96	**William HOWARTH**	**1:13.851**	14:33:32.626	2	Yamaha R6
221	**Keaten LEATHERLAND**	**1:13.747**	14:34:48.999	3	Yamaha R6
96	**William HOWARTH**	**1:13.720**	14:37:14.098	5	Yamaha R6
96	**William HOWARTH**	**1:13.482**	14:39:41.661	7	Yamaha R6
96	**William HOWARTH**	**1:13.373**	14:40:55.034	8	Yamaha R6
96	**William HOWARTH**	**1:13.113**	14:42:08.147	9	Yamaha R6
96	**William HOWARTH**	**1:12.949**	14:44:35.483	11	Yamaha R6

Leader History

NO	NAME	FROM LAP	LAPS LED	DISTANCE	VEHICLE
96	**William HOWARTH**	1	11	21.73 miles	Yamaha R6

BMCRC - MRO Championships - Rnd 6 @ Donington Park National

Helmet City MRO Supersport 600 inc Clubman 600

RACE 7 - GRID (9 Laps)



ROW 12	36 **551** Timothy ROCHE	35 **60** Dean NEAL	34 **71** James MAY
ROW 11	33 **169** Gareth CUNNINGHAM	32 **56** Michael MILLS	31 **167** Kyle JENKINS
ROW 10	30 **49** Thomas GALLAGHER 1:21.455	29 **84** George HIGGINS 1:20.800	28 **118** Jim COYLE 1:19.032
ROW 9	27 **581** Jack HAYBYRNE 1:18.762	26 **80** Zac LEIGH 1:18.049	25 **74** Tom VAUGHAN 1:17.312
ROW 8	24 **117** Ben JENNISON 1:15.745	23 **331** Tim BURROWS 1:15.537	22 **112** Jake DONKERSLEY 1:15.518
ROW 7	21 **55** Stuart ROBERTS 1:15.236	20 **135** Adam FORBES 1:15.012	19 **63** George ANDERSON 1:14.473
ROW 6	18 **411** Jack HUGHES 1:14.464	17 **115** Brian MAHER 1:14.453	16 **79** Thomas GARNER 1:14.419
ROW 5	15 **8** Oliver NUNN 1:14.289	14 **50** Aditya BEHAL 1:14.003	13 **5** Logan STONE 1:13.993
ROW 4	12 **221** Keaten LEATHERLAND 1:13.747	11 **14** Jack MUIR 1:13.507	10 **54** Jake ANDERTON 1:13.461
ROW 3	9 **96** William HOWARTH 1:12.949	8 **19** Tyler DONOVAN 1:12.882	7 **35** Kai DICKINSON 1:12.402
ROW 2	6 **442** Max DIXON 1:12.381	5 **78** Keith POVAH 1:12.291	4 **48** Rhys FORREST 1:11.886
ROW 1	3 **91** Sam HIRST 1:11.680	2 **76** Anthony JOHNSON 1:10.479	1 **122** Ted WILKINSON 1:10.348

Pole

These results are provisional until the conclusion of any judicial and technical matters.

Donington Park National: 1.9790 miles

Clerk Of Course: Caroline Patterson / Andy Brown	Timekeeper: Richard Evans	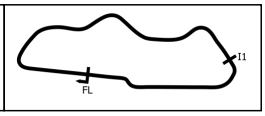

Results can be found at www.tsl-timing.com

Printed - 08:38 Sunday, 26 July 2026

BMCRC - MRO Championships - Rnd 6 @ Donington Park National

Helmet City MRO Supersport 600 inc Clubman 600

RACE 7 - CLASSIFICATION

Race Distance: 9 Laps / 17.81 miles

POS	NO	CL	PIC	NAME	ENTRY	LAPS	TIME	GAP	DIFF	MPH	BEST	ON	GRD	↑↓
1	122		1	Ted WILKINSON	Honda CBR 600 RR - Runcorn Motor Bodies Commercials	9	10:43.451			99.44	1:10.370	3	1	0
2	91		2	Sam HIRST	Kawasaki ZX-636 - Team Valley Racing	9	10:47.208	3.757	3.757	98.86	1:10.863	3	3	1
3	76		3	Anthony JOHNSON	Triumph Daytona 675 - Sussex Independent Financial Advis	9	10:50.929	7.478	3.721	98.29	1:11.303	2	2	-1
4	48		4	Rhys FORREST	Kawasaki 600 - Mark Disley Restoration & Building Ltd	9	10:54.855	11.404	3.926	97.70	1:11.975	3	4	0
5	78		5	Keith POVAH	Yamaha R6 - @crap.sack give us a follow!	9	11:00.277	16.826	5.422	96.90	1:12.657	4	5	0
6	169		6	Gareth CUNNINGHAM	- Hobbs Roofing	9	11:11.300	27.849	11.023	95.31	1:12.641	6	33	27
7	19		7	Tyler DONOVAN	Yamaha R6 - TMT Racing	9	11:11.555	28.104	0.255	95.27	1:13.892	6	8	1
8	56		8	Michael MILLS	Yamaha R6 -	9	11:11.663	28.212	0.108	95.26	1:12.967	8	32	24
9	96	C	1	William HOWARTH	Yamaha R6 -	9	11:11.795	28.344	0.132	95.24	1:13.194	6	9	0
10	14		9	Jack MUIR	-	9	11:14.662	31.211	2.867	94.84	1:13.856	3	11	1
11	221	C	2	Keaten LEATHERLAND	Yamaha R6 - GL Fabrications Racing/ Complete Engineering	9	11:17.593	34.142	2.931	94.43	1:14.181	2	12	1
12	167		10	Kyle JENKINS	Triumph 765 - RJS Superbike, Mclen & Co	9	11:17.637	34.186	0.044	94.42	1:12.613	7	31	19
13	35		11	Kai DICKINSON	Yamaha R6 - Dad	9	11:18.311	34.860	0.674	94.33	1:14.015	5	7	-6
14	50		12	Aditya BEHAL	Kawasaki ZX6R -	9	11:18.386	34.935	0.075	94.31	1:13.772	6	14	0
15	71	C	3	James MAY	Triumph 765 EVO - Jm Racing	9	11:18.727	35.276	0.341	94.27	1:12.877	7	34	19
16	115	C	4	Brian MAHER	Yamaha R6 - Spraytech /Espresso Solutions	9	11:21.079	37.628	2.352	93.94	1:14.211	7	17	1
17	79		13	Thomas GARNER	Yamaha R6 -	9	11:24.609	41.158	3.530	93.46	1:14.163	6	16	-1
18	135	C	5	Adam FORBES	Yamaha R6 - Currie racing	9	11:27.096	43.645	2.487	93.12	1:14.737	7	20	2
19	8	C	6	Oliver NUNN	Yamaha R6 - Intertechnic UK	9	11:27.246	43.795	0.150	93.10	1:14.723	7	15	-4
20	112	C	7	Jake DONKERSLEY	Yamaha R6 -	9	11:32.716	49.265	5.470	92.36	1:15.122	5	22	2
21	63		14	George ANDERSON	Yamaha R6 - JE Technical Ltd	9	11:37.558	54.107	4.842	91.72	1:16.116	4	19	-2
22	117	C	8	Ben JENNISON	Triumph Daytona 675 -	9	11:38.223	54.772	0.665	91.64	1:16.019	4	24	2
23	331		15	Tim BURROWS	Yamaha R6 -	9	11:48.680	1:05.229	10.457	90.28	1:16.728	5	23	0
24	74	C	9	Tom VAUGHAN	Yamaha R6 - Stockbridge Trading Ltd,Lamonde Automation	9	11:53.948	1:10.497	5.268	89.62	1:17.849	5	25	1
25	581	C	10	Jack HAYBYRNE	Yamaha R6 - MannCave	9	12:03.871	1:20.420	9.923	88.39	1:18.453	2	27	2
26	84	C	11	George HIGGINS	Yamaha R6 - Aztec Racing	8	10:58.203	1 Lap	1 Lap	86.38	1:20.771	2	29	3
27	49	C	12	Thomas GALLAGHER	Yamaha YZF R6 - TG Cad Services Ltd	8	11:27.015	1 Lap	28.812	82.76	1:24.060	6	30	3

NOT CLASSIFIED

DNF	54			Jake ANDERTON	Kawasaki ZX636 - In Loving Memory of Baby Axel	8	10:02.687	1 Lap		94.34	1:14.105	4	10	
DNF	442			Max DIXON	Triumph 675 -	6	7:42.680	3 Laps	2 Laps	92.09	1:13.438	5	6	
DNF	5			Logan STONE	Yamaha R6 -	4	5:18.952	5 Laps	2 Laps	88.92	1:15.212	3	13	
DQ	411	C		Jack HUGHES	Yamaha R9 - IWS								18	

NOT STARTED

NS	55	C		Stuart ROBERTS	Honda CBR 600 RR - Sweatbank gym/Body Fix Coach								21	
NS	80			Zac LEIGH	Kawasaki ZX6R - Valeigh Racing								26	
NS	118	C		Jim COYLE	Yamaha R6 - Big Jim RIP								28	
NS	60	C		Dean NEAL	Yamaha R6 - Acute Civil Engineering Ltd								35	
NS	551			Timothy ROCHE	Yamaha R6 -								36	

FASTEST LAP

	122		Ted WILKINSON	Honda CBR 600 RR - Runcorn Motor Bodies Commercials	3	1:10.370	101.24 mph	162.93 kph	
	71	C	James MAY	Triumph 765 EVO - Jm Racing	7	1:12.877	97.76 mph	157.33 kph	

#411 - Disqualified from race results - Failed to attend post race technical.
Class - 92.5% of Race Speed = 91.98 mph
Class C - 92.5% of Race Speed = 88.09 mph

Weather / Track : Cloudy / Dry
These results are provisional until the conclusion of any judicial and technical matters.

Date: 26/07/2026 Start: 12:40 Finish: 12:51
Donington Park National: 1.9790 miles

Clerk Of Course: Caroline Patterson / Andy Brown	Timekeeper: Richard Evans	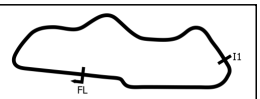

Results can be found at www.tsl-timing.com

Printed - 13:08 Sunday, 26 July 2026

TSL SPORTS TIMING
TIMING SOLUTIONS LTD

BMCRC - MRO Championships - Rnd 6 @ Donington Park National

Helmet City MRO Supersport 600 inc Clubman 600

RACE 7 - LAP CHART

LAP 1 @ 12:41:51.898

NO	BEHIND	LAP TIME
122		1:14.485
91	0.288	1:14.773
76	0.878	1:15.363
48	1.282	1:15.767
78	1.757	1:16.242
19	3.687	1:18.172
221	4.985	1:19.470
35	5.433	1:19.918
54	5.908	1:20.393
96	5.964	1:20.449
442	6.031	1:20.516
14	6.089	1:20.574
5	6.342	1:20.827
115	6.700	1:21.185
50	6.840	1:21.325
169	6.852	1:21.337
79	7.140	1:21.625
135	7.978	1:22.463
167	8.009	1:22.494
8	8.241	1:22.726
56	8.458	1:22.943
112	8.679	1:23.164
71	9.082	1:23.567
63	9.415	1:23.900
117	10.392	1:24.877
74	10.759	1:25.244
331	11.107	1:25.592
581	11.771	1:26.256
84	13.404	1:27.889
49	19.024	1:33.509

LAP 2 @ 12:43:02.545

NO	BEHIND	LAP TIME
122		1:10.647
91	0.745	1:11.104
76	1.534	1:11.303
48	3.334	1:12.699
78	4.063	1:12.953
19	6.987	1:13.947
221	8.519	1:14.181
96	9.166	1:13.849
14	9.707	1:14.265
35	9.965	1:15.179
442	10.156	1:14.772
169	10.215	1:14.010
54	10.584	1:15.323
5	11.070	1:15.375
50	11.383	1:15.190
115	11.500	1:15.447
79	11.863	1:15.370
167	12.071	1:14.709
56	12.207	1:14.396
71	12.811	1:14.376
135	13.278	1:15.947
8	13.805	1:16.211
112	14.090	1:16.058
63	15.111	1:16.343
117	16.328	1:16.583
331	18.008	1:17.548
74	18.625	1:18.513
581	19.577	1:18.453
84	23.528	1:20.771
49	32.707	1:24.330

LAP 3 @ 12:44:12.915

NO	BEHIND	LAP TIME
122		1:10.370
91	1.238	1:10.863
76	2.683	1:11.519
48	4.939	1:11.975
78	6.362	1:12.669
19	10.918	1:14.301
221	12.532	1:14.383
96	12.767	1:13.971
14	13.193	1:13.856
442	13.434	1:13.648
169	13.825	1:13.980
35	14.199	1:14.604
54	14.611	1:14.397
5	15.912	1:15.212
56	16.220	1:14.383
115	16.507	1:15.377
50	16.731	1:15.718
167	16.768	1:15.067
71	17.095	1:14.654
79	17.509	1:16.016
135	18.948	1:16.040
8	19.140	1:15.705
112	19.641	1:15.921
63	21.157	1:16.416
117	22.690	1:16.732
331	26.168	1:18.530
74	26.860	1:18.605
581	28.020	1:18.813
84	34.294	1:21.136
49	47.124	1:24.787

LAP 4 @ 12:45:23.482

NO	BEHIND	LAP TIME
122		1:10.567
91	1.620	1:10.949
76	3.645	1:11.529
48	6.637	1:12.265
78	8.452	1:12.657
19	14.280	1:13.929
221	16.250	1:14.285
96	16.276	1:14.076
169	16.802	1:13.544
442	17.242	1:14.375
14	17.273	1:14.647
35	17.709	1:14.077
54	18.149	1:14.105
56	18.863	1:13.210
115	20.930	1:14.990
50	21.484	1:15.320
167	21.522	1:15.321
71	21.794	1:15.266
79	22.276	1:15.334
135	23.806	1:15.425
8	24.086	1:15.513
112	24.709	1:15.635
63	26.706	1:16.116
117	28.142	1:16.019
5	32.883	1:27.538 P
331	33.126	1:17.525
74	34.144	1:17.851
581	36.434	1:18.981
84	45.161	1:21.434
49	1:01.126	1:24.569

LAP 5 @ 12:46:34.189

NO	BEHIND	LAP TIME
122		1:10.707
91	2.296	1:11.383
76	4.713	1:11.775
48	8.279	1:12.349
78	10.551	1:12.806
19	17.712	1:14.139
169	19.233	1:13.138
96	19.319	1:13.750
442	19.973	1:13.438
221	20.425	1:14.882
14	20.782	1:14.216
35	21.017	1:14.015
56	21.495	1:13.339
54	21.932	1:14.490
115	24.578	1:14.355
50	24.765	1:13.988
167	24.824	1:14.009
71	25.241	1:14.154
79	26.860	1:15.291
135	28.216	1:15.117
8	28.747	1:15.368
112	29.124	1:15.122
63	32.162	1:16.163
117	33.851	1:16.416
331	39.147	1:16.728
74	41.286	1:17.849
581	44.948	1:19.221
84	56.097	1:21.643

LAP 6 @ 12:47:45.779

NO	BEHIND	LAP TIME
122		1:11.590
91	2.897	1:12.191
49	1 Lap	1:24.306
76	5.032	1:11.909
48	8.804	1:12.115
78	11.981	1:13.020
19	20.014	1:13.892
169	20.284	1:12.641
96	20.923	1:13.194
221	23.226	1:14.391
56	23.465	1:13.560
14	23.688	1:14.496
35	24.139	1:14.712
54	24.546	1:14.204
50	26.947	1:13.772
71	27.623	1:13.972
115	27.809	1:14.821
167	27.946	1:14.712
79	29.433	1:14.163
135	31.493	1:14.867
8	31.955	1:14.798
112	32.973	1:15.439
442	34.314	1:25.931 P
63	37.136	1:16.564
117	38.636	1:16.375
331	44.592	1:17.035
74	48.277	1:18.581
581	53.678	1:20.320
84	1:05.935	1:21.428

LAP 7 @ 12:48:56.797

NO	BEHIND	LAP TIME
122		1:11.018
91	3.410	1:11.531
76	6.366	1:12.352
48	10.457	1:12.671
78	13.890	1:12.927
49	1 Lap	1:24.060
169	22.765	1:13.499
19	23.056	1:14.060
96	23.216	1:13.311
56	25.497	1:13.050
221	26.951	1:14.743
14	27.168	1:14.498
35	27.468	1:14.347
54	27.939	1:14.411
71	29.482	1:12.877
167	29.541	1:12.613
50	30.277	1:14.348
115	31.002	1:14.211
79	33.036	1:14.621
135	35.212	1:14.737
8	35.660	1:14.723
112	39.591	1:17.636
63	42.830	1:16.712
117	44.403	1:16.785
331	50.444	1:16.870
74	55.460	1:18.201
581	1:02.410	1:19.750

LAP 8 @ 12:50:08.660

NO	BEHIND	LAP TIME
122		1:11.863
91	4.051	1:12.504
84	1 Lap	1:22.344
76	6.957	1:12.454
48	11.017	1:12.423
78	15.398	1:13.371
169	25.579	1:14.677
19	26.290	1:15.097
96	26.470	1:15.117
56	26.601	1:12.967
14	29.502	1:14.197
49	1 Lap	1:25.332
221	30.242	1:15.154
35	31.142	1:15.537
54	31.440	1:15.364
71	31.757	1:14.138
167	31.804	1:14.126
50	33.160	1:14.746
115	34.243	1:15.104
79	35.935	1:14.762
135	38.731	1:15.382
8	39.232	1:15.435
112	44.462	1:16.734
63	48.789	1:17.822
117	49.590	1:17.050
331	57.362	1:18.781
74	1:02.297	1:18.700
581	1:10.702	1:20.155

LAP 9 @ 12:51:20.864

NO	BEHIND	LAP TIME
122		1:12.204
91	3.757	1:11.910
76	7.478	1:12.725
48	11.404	1:12.591
84	1 Lap	1:21.558
78	16.826	1:13.632
169	27.849	1:14.474
19	28.104	1:14.018
56	28.212	1:13.815
96	28.344	1:14.078
14	31.211	1:13.913
221	34.142	1:16.104
167	34.186	1:14.586
35	34.860	1:15.922
50	34.935	1:13.979
71	35.276	1:15.723
115	37.628	1:15.589
79	41.158	1:17.427
49	1 Lap	1:26.122
135	43.645	1:17.118
8	43.795	1:16.767
112	49.265	1:17.007
63	54.107	1:17.522
117	54.772	1:17.386
331	1:05.229	1:20.071
74	1:10.497	1:20.404
581	1:20.420	1:21.922

Weather / Track : Cloudy / Dry

Donington Park National: 1.9790 miles
Date: 26/07/2026 Start: 12:40 Finish: 12:51

Results can be found at www.tsl-timing.com

Printed - 13:09 Sunday, 26 July 2026

BMCRC - MRO Championships - Rnd 6 @ Donington Park National

Helmet City MRO Supersport 600 inc Clubman 600

RACE 7 - POSITION CHART

No	Name	Lap Pos	1	2	3	4	5	6	7	8	9	10
122	WILKINSON	1	122	122	122	122	122	122	122	122	122	
76	JOHNSON	2	91	91	91	91	91	91	91	91	91	
91	HIRST	3	76	76	76	76	76	76	76	76	76	
48	FORREST	4	48	48	48	48	48	48	48	48	48	
78	POVAH	5	78	78	78	78	78	78	78	78	78	
442	DIXON	6	19	19	19	19	19	19	169	169	169	
35	DICKINSON	7	221	221	221	221	169	169	19	19	19	
19	DONOVAN	8	35	96	96	96	96	96	96	96	56	
96	HOWARTH	9	54	14	14	169	442	221	56	56	96	
54	ANDERTON	10	96	35	442	442	221	56	221	14	14	
14	MUIR	11	442	442	169	14	14	14	14	221	221	
221	LEATHERLAND	12	14	169	35	35	35	35	35	35	167	
5	STONE	13	5	54	54	54	56	54	54	54	35	
50	BEHAL	14	115	5	5	56	54	50	71	71	50	
8	NUNN	15	50	50	56	115	115	71	167	167	71	
79	GARNER	16	169	115	115	50	50	115	50	50	115	
115	MAHER	17	79	79	50	167	167	167	115	115	79	
411	HUGHES	18	135	167	167	71	71	79	79	79	135	
63	ANDERSON	19	167	56	71	79	79	135	135	135	8	
135	FORBES	20	8	71	79	135	135	8	8	8	112	
55	ROBERTS	21	56	135	135	8	8	112	112	112	63	
112	DONKERSLEY	22	112	8	8	112	112	*442*	63	63	117	
331	BURROWS	23	71	112	112	63	63	63	117	117	331	
117	JENNISON	24	63	63	63	117	117	117	331	331	74	
74	VAUGHAN	25	117	117	117	*5*	331	331	74	74	581	
80	LEIGH	26	74	331	331	331	74	74	581	581		
581	HAYBYRNE	27	331	74	74	74	581	581	84	84		
118	COYLE	28	581	581	581	581	84	84	49	49		
84	HIGGINS	29	84	84	84	84	49	49				
49	GALLAGHER	30	49	49	49	49						
167	JENKINS	31										
56	MILLS	32										
169	CUNNINGHAM	33										
71	MAY	34										
60	NEAL	35										
551	ROCHE	36										

Weather / Track : Cloudy / Dry

Donington Park National: 1.9790 miles
Date: 26/07/2026 Start: 12:40 Finish: 12:51

Results can be found at www.tsl-timing.com

Printed - 13:09 Sunday, 26 July 2026

BMCRC - MRO Championships - Rnd 6 @ Donington Park National

Helmet City MRO Supersport 600 inc Clubman 600

RACE 7 - SECTOR ANALYSIS

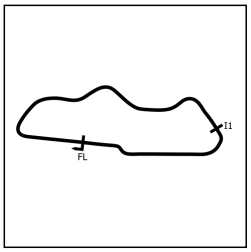

SECTOR 1 = FL to I1, SECTOR 2 = I1 to FL, DIFF = Difference To Personal Best Lap, P = Crossed Finish Line in Pit Lane, D = Time Disallowed

P1 122 Ted WILKINSON — Honda CBR 600 RR - Runcorn Motor Bodies Commercials

IDEAL LAP TIME : 1:10.370 BEST LAP TIME : 1:10.370 DIFFERENCE : 0.000

LAP	SECTOR 1	SECTOR 2	LAP TIME		MPH	DIFF	TIME OF DAY
1 -		25.157	1:14.485		95.65	4.115	12:41:51.898
2 -	45.678	24.969	1:10.647	(3)	100.84	0.277	12:43:02.545
3 -	***45.405***	***24.965***	***1:10.370***	**(1)**	***101.24***		***12:44:12.915***
4 -	45.518	25.049	1:10.567	(2)	100.96	0.197	12:45:23.482
5 -	45.513	25.194	1:10.707		100.76	0.337	12:46:34.189
6 -	45.853	25.737	1:11.590		99.52	1.220	12:47:45.779
7 -	45.775	25.243	1:11.018		100.32	0.648	12:48:56.797
8 -	46.425	25.438	1:11.863		99.14	1.493	12:50:08.660
9 -	46.395	25.809	1:12.204		98.67	1.834	12:51:20.864

P2 91 Sam HIRST — Kawasaki ZX-636 - Team Valley Racing

IDEAL LAP TIME : 1:10.806 BEST LAP TIME : 1:10.863 DIFFERENCE : 0.057

LAP	SECTOR 1	SECTOR 2	LAP TIME		MPH	DIFF	TIME OF DAY
1 -		25.192	1:14.773		95.28	3.910	12:41:52.186
2 -	45.732	25.372	1:11.104	(3)	100.20	0.241	12:43:03.290
3 -	45.752	***25.111***	***1:10.863***	**(1)**	***100.54***		***12:44:14.153***
4 -	***45.695***	25.254	1:10.949	(2)	100.41	0.086	12:45:25.102
5 -	45.947	25.436	1:11.383		99.80	0.520	12:46:36.485
6 -	46.304	25.887	1:12.191		98.69	1.328	12:47:48.676
7 -	46.096	25.435	1:11.531		99.60	0.668	12:49:00.207
8 -	46.886	25.618	1:12.504		98.26	1.641	12:50:12.711
9 -	46.411	25.499	1:11.910		99.07	1.047	12:51:24.621

P3 76 Anthony JOHNSON — Triumph Daytona 675 - Sussex Independent Financial Advisers

IDEAL LAP TIME : 1:11.273 BEST LAP TIME : 1:11.303 DIFFERENCE : 0.030

LAP	SECTOR 1	SECTOR 2	LAP TIME		MPH	DIFF	TIME OF DAY
1 -		25.417	1:15.363		94.53	4.060	12:41:52.776
2 -	46.036	***25.267***	***1:11.303***	**(1)**	***99.92***		***12:43:04.079***
3 -	46.089	25.430	1:11.519	(2)	99.61	0.216	12:44:15.598
4 -	***46.006***	25.523	1:11.529	(3)	99.60	0.226	12:45:27.127
5 -	46.200	25.575	1:11.775		99.26	0.472	12:46:38.902
6 -	46.366	25.543	1:11.909		99.07	0.606	12:47:50.811
7 -	46.665	25.687	1:12.352		98.47	1.049	12:49:03.163
8 -	46.881	25.573	1:12.454		98.33	1.151	12:50:15.617
9 -	46.951	25.774	1:12.725		97.96	1.422	12:51:28.342

P4 48 Rhys FORREST — Kawasaki 600 - Mark Disley Restoration & Building Ltd

IDEAL LAP TIME : 1:11.839 BEST LAP TIME : 1:11.975 DIFFERENCE : 0.136

LAP	SECTOR 1	SECTOR 2	LAP TIME		MPH	DIFF	TIME OF DAY
1 -		25.438	1:15.767		94.03	3.792	12:41:53.180
2 -	47.267	***25.432***	1:12.699		98.00	0.724	12:43:05.879
3 -	46.485	25.490	***1:11.975***	**(1)**	***98.98***		***12:44:17.854***
4 -	46.654	25.611	1:12.265	(3)	98.59	0.290	12:45:30.119
5 -	46.632	25.717	1:12.349		98.47	0.374	12:46:42.468
6 -	***46.407***	25.708	1:12.115	(2)	98.79	0.140	12:47:54.583
7 -	46.935	25.736	1:12.671		98.03	0.696	12:49:07.254
8 -	46.589	25.834	1:12.423		98.37	0.448	12:50:19.677
9 -	46.766	25.825	1:12.591		98.14	0.616	12:51:32.268

BMCRC - MRO Championships - Rnd 6 @ Donington Park National

Helmet City MRO Supersport 600 inc Clubman 600

RACE 7 - SECTOR ANALYSIS

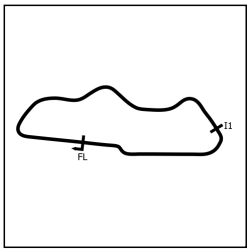

SECTOR 1 = FL to I1, SECTOR 2 = I1 to FL, DIFF = Difference To Personal Best Lap, P = Crossed Finish Line in Pit Lane, D = Time Disallowed

P5 78 Keith POVAH Yamaha R6 - @crap.sack give us a follow!

IDEAL LAP TIME : 1:12.258 BEST LAP TIME : 1:12.657 DIFFERENCE : 0.399

LAP	SECTOR 1	SECTOR 2	LAP TIME	MPH	DIFF	TIME OF DAY
1 -		***25.580***	1:16.242	93.44	3.585	12:41:53.655
2 -	47.291	25.662	1:12.953	97.66	0.296	12:43:06.608
3 -	46.695	25.974	1:12.669 **(2)**	98.04	0.012	12:44:19.277
4 -	46.809	25.848	***1:12.657*** **(1)**	***98.05***		***12:45:31.934***
5 -	***46.678***	26.128	1:12.806 **(3)**	97.85	0.149	12:46:44.740
6 -	47.018	26.002	1:13.020	97.57	0.363	12:47:57.760
7 -	46.979	25.948	1:12.927	97.69	0.270	12:49:10.687
8 -	47.377	25.994	1:13.371	97.10	0.714	12:50:24.058
9 -	47.315	26.317	1:13.632	96.76	0.975	12:51:37.690

P6 169 Gareth CUNNINGHAM - Hobbs Roofing

IDEAL LAP TIME : 1:12.622 BEST LAP TIME : 1:12.641 DIFFERENCE : 0.019

LAP	SECTOR 1	SECTOR 2	LAP TIME	MPH	DIFF	TIME OF DAY
1 -		27.108	1:21.337	87.59	8.696	12:41:58.750
2 -	47.974	26.036	1:14.010	96.26	1.369	12:43:12.760
3 -	47.979	26.001	1:13.980	96.30	1.339	12:44:26.740
4 -	47.180	26.364	1:13.544	96.87	0.903	12:45:40.284
5 -	47.151	***25.987***	1:13.138 **(2)**	97.41	0.497	12:46:53.422
6 -	***46.635***	26.006	***1:12.641*** **(1)**	***98.08***		***12:48:06.063***
7 -	47.422	26.077	1:13.499 **(3)**	96.93	0.858	12:49:19.562
8 -	47.836	26.841	1:14.677	95.40	2.036	12:50:34.239
9 -	48.270	26.204	1:14.474	95.66	1.833	12:51:48.713

P7 19 Tyler DONOVAN Yamaha R6 - TMT Racing

IDEAL LAP TIME : 1:13.553 BEST LAP TIME : 1:13.892 DIFFERENCE : 0.339

LAP	SECTOR 1	SECTOR 2	LAP TIME	MPH	DIFF	TIME OF DAY
1 -		***26.105***	1:18.172	91.14	4.280	12:41:55.585
2 -	47.626	26.321	1:13.947 **(3)**	96.34	0.055	12:43:09.532
3 -	47.682	26.619	1:14.301	95.88	0.409	12:44:23.833
4 -	47.555	26.374	1:13.929 **(2)**	96.37	0.037	12:45:37.762
5 -	47.502	26.637	1:14.139	96.09	0.247	12:46:51.901
6 -	***47.448***	26.444	***1:13.892*** **(1)**	***96.41***		***12:48:05.793***
7 -	47.453	26.607	1:14.060	96.20	0.168	12:49:19.853
8 -	48.429	26.668	1:15.097	94.87	1.205	12:50:34.950
9 -	47.755	26.263	1:14.018	96.25	0.126	12:51:48.968

P8 56 Michael MILLS Yamaha R6 -

IDEAL LAP TIME : 1:12.901 BEST LAP TIME : 1:12.967 DIFFERENCE : 0.066

LAP	SECTOR 1	SECTOR 2	LAP TIME	MPH	DIFF	TIME OF DAY
1 -		27.144	1:22.943	85.89	9.976	12:42:00.356
2 -	47.895	26.501	1:14.396	95.76	1.429	12:43:14.752
3 -	47.881	26.502	1:14.383	95.78	1.416	12:44:29.135
4 -	47.213	***25.997***	1:13.210 **(3)**	97.31	0.243	12:45:42.345
5 -	47.252	26.087	1:13.339	97.14	0.372	12:46:55.684
6 -	47.379	26.181	1:13.560	96.85	0.593	12:48:09.244
7 -	47.014	26.036	1:13.050 **(2)**	97.53	0.083	12:49:22.294
8 -	***46.904***	26.063	***1:12.967*** **(1)**	***97.64***		***12:50:35.261***
9 -	47.653	26.162	1:13.815	96.52	0.848	12:51:49.076

BMCRC - MRO Championships - Rnd 6 @ Donington Park National

Helmet City MRO Supersport 600 inc Clubman 600

RACE 7 - SECTOR ANALYSIS

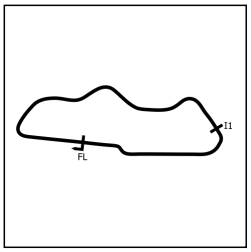

SECTOR 1 = FL to I1, SECTOR 2 = I1 to FL, DIFF = Difference To Personal Best Lap, P = Crossed Finish Line in Pit Lane, D = Time Disallowed

P9 96 C William HOWARTH Yamaha R6 -

IDEAL LAP TIME : 1:13.110 BEST LAP TIME : 1:13.194 DIFFERENCE : 0.084

LAP	SECTOR 1	SECTOR 2	LAP TIME		MPH	DIFF	TIME OF DAY
1 -		27.034	1:20.449		88.56	7.255	12:41:57.862
2 -	47.918	25.931	1:13.849		96.47	0.655	12:43:11.711
3 -	47.662	26.309	1:13.971		96.31	0.777	12:44:25.682
4 -	47.914	26.162	1:14.076		96.18	0.882	12:45:39.758
5 -	47.498	26.252	1:13.750	(3)	96.60	0.556	12:46:53.508
6 -	***47.185***	26.009	***1:13.194***	**(1)**	***97.33***		***12:48:06.702***
7 -	47.386	***25.925***	1:13.311	(2)	97.18	0.117	12:49:20.013
8 -	48.538	26.579	1:15.117		94.84	1.923	12:50:35.130
9 -	48.051	26.027	1:14.078		96.17	0.884	12:51:49.208

P10 14 Jack MUIR -

IDEAL LAP TIME : 1:13.747 BEST LAP TIME : 1:13.856 DIFFERENCE : 0.109

LAP	SECTOR 1	SECTOR 2	LAP TIME		MPH	DIFF	TIME OF DAY
1 -		27.753	1:20.574		88.42	6.718	12:41:57.987
2 -	47.964	26.301	1:14.265		95.93	0.409	12:43:12.252
3 -	***47.598***	26.258	***1:13.856***	**(1)**	***96.46***		***12:44:26.108***
4 -	48.181	26.466	1:14.647		95.44	0.791	12:45:40.755
5 -	47.749	26.467	1:14.216		95.99	0.360	12:46:54.971
6 -	48.170	26.326	1:14.496		95.63	0.640	12:48:09.467
7 -	48.264	26.234	1:14.498		95.63	0.642	12:49:23.965
8 -	47.687	26.510	1:14.197	(3)	96.02	0.341	12:50:38.162
9 -	47.764	***26.149***	1:13.913	(2)	96.39	0.057	12:51:52.075

P11 221 C Keaten LEATHERLAND Yamaha R6 - GL Fabrications Racing/ Complete Engineering Se

IDEAL LAP TIME : 1:14.002 BEST LAP TIME : 1:14.181 DIFFERENCE : 0.179

LAP	SECTOR 1	SECTOR 2	LAP TIME		MPH	DIFF	TIME OF DAY
1 -		26.726	1:19.470		89.65	5.289	12:41:56.883
2 -	47.780	26.401	***1:14.181***	**(1)**	***96.04***		***12:43:11.064***
3 -	47.745	26.638	1:14.383	(3)	95.78	0.202	12:44:25.447
4 -	***47.648***	26.637	1:14.285	(2)	95.90	0.104	12:45:39.732
5 -	48.175	26.707	1:14.882		95.14	0.701	12:46:54.614
6 -	47.702	26.689	1:14.391		95.77	0.210	12:48:09.005
7 -	48.389	***26.354***	1:14.743		95.32	0.562	12:49:23.748
8 -	48.433	26.721	1:15.154		94.80	0.973	12:50:38.902
9 -	49.522	26.582	1:16.104		93.61	1.923	12:51:55.006

P12 167 Kyle JENKINS Triumph 765 - RJS Superbike, Mclen & Co

IDEAL LAP TIME : 1:12.613 BEST LAP TIME : 1:12.613 DIFFERENCE : 0.000

LAP	SECTOR 1	SECTOR 2	LAP TIME		MPH	DIFF	TIME OF DAY
1 -		27.234	1:22.494		86.36	9.881	12:41:59.907
2 -	48.198	26.511	1:14.709		95.36	2.096	12:43:14.616
3 -	48.344	26.723	1:15.067		94.91	2.454	12:44:29.683
4 -	48.760	26.561	1:15.321		94.59	2.708	12:45:45.004
5 -	47.774	26.235	1:14.009	(2)	96.26	1.396	12:46:59.013
6 -	48.085	26.627	1:14.712		95.36	2.099	12:48:13.725
7 -	***47.089***	***25.524***	***1:12.613***	**(1)**	***98.11***		***12:49:26.338***
8 -	47.799	26.327	1:14.126	(3)	96.11	1.513	12:50:40.464
9 -	48.529	26.057	1:14.586		95.52	1.973	12:51:55.050

BMCRC - MRO Championships - Rnd 6 @ Donington Park National

Helmet City MRO Supersport 600 inc Clubman 600

RACE 7 - SECTOR ANALYSIS

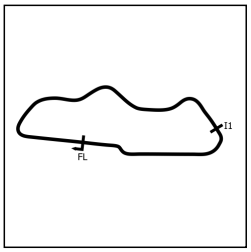

SECTOR 1 = FL to I1, SECTOR 2 = I1 to FL, DIFF = Difference To Personal Best Lap, P = Crossed Finish Line in Pit Lane, D = Time Disallowed

P13 35 Kai DICKINSON Yamaha R6 - Dad

IDEAL LAP TIME : 1:13.860 BEST LAP TIME : 1:14.015 DIFFERENCE : 0.155

LAP	SECTOR 1	SECTOR 2	LAP TIME	MPH	DIFF	TIME OF DAY
1 -		27.412	1:19.918	89.14	5.903	12:41:57.331
2 -	48.166	27.013	1:15.179	94.76	1.164	12:43:12.510
3 -	48.108	26.496	1:14.604	95.49	0.589	12:44:27.114
4 -	47.538	26.539	1:14.077 (2)	96.17	0.062	12:45:41.191
5 -	***47.525***	26.490	***1:14.015*** (1)	***96.25***		***12:46:55.206***
6 -	48.281	26.431	1:14.712	95.36	0.697	12:48:09.918
7 -	48.012	***26.335***	1:14.347 (3)	95.82	0.332	12:49:24.265
8 -	48.347	27.190	1:15.537	94.31	1.522	12:50:39.802
9 -	49.042	26.880	1:15.922	93.84	1.907	12:51:55.724

P14 50 Aditya BEHAL Kawasaki ZX6R -

IDEAL LAP TIME : 1:13.514 BEST LAP TIME : 1:13.772 DIFFERENCE : 0.258

LAP	SECTOR 1	SECTOR 2	LAP TIME	MPH	DIFF	TIME OF DAY
1 -		27.402	1:21.325	87.60	7.553	12:41:58.738
2 -	48.629	26.561	1:15.190	94.75	1.418	12:43:13.928
3 -	48.485	27.233	1:15.718	94.09	1.946	12:44:29.646
4 -	48.663	26.657	1:15.320	94.59	1.548	12:45:44.966
5 -	47.704	26.284	1:13.988 (3)	96.29	0.216	12:46:58.954
6 -	***47.455***	26.317	***1:13.772*** (1)	***96.57***		***12:48:12.726***
7 -	47.782	26.566	1:14.348	95.82	0.576	12:49:27.074
8 -	48.301	26.445	1:14.746	95.31	0.974	12:50:41.820
9 -	47.920	***26.059***	1:13.979 (2)	96.30	0.207	12:51:55.799

P15 71 C James MAY Triumph 765 EVO - Jm Racing

IDEAL LAP TIME : 1:12.877 BEST LAP TIME : 1:12.877 DIFFERENCE : 0.000

LAP	SECTOR 1	SECTOR 2	LAP TIME	MPH	DIFF	TIME OF DAY
1 -		27.351	1:23.567	85.25	10.690	12:42:00.980
2 -	48.141	26.235	1:14.376	95.79	1.499	12:43:15.356
3 -	48.136	26.518	1:14.654	95.43	1.777	12:44:30.010
4 -	48.821	26.445	1:15.266	94.65	2.389	12:45:45.276
5 -	48.019	26.135	1:14.154	96.07	1.277	12:46:59.430
6 -	47.912	26.060	1:13.972 (2)	96.31	1.095	12:48:13.402
7 -	***46.938***	***25.939***	***1:12.877*** (1)	***97.76***		***12:49:26.279***
8 -	47.663	26.475	1:14.138 (3)	96.09	1.261	12:50:40.417
9 -	49.025	26.698	1:15.723	94.08	2.846	12:51:56.140

P16 115 C Brian MAHER Yamaha R6 - Spraytech /Espresso Solutions

IDEAL LAP TIME : 1:14.211 BEST LAP TIME : 1:14.211 DIFFERENCE : 0.000

LAP	SECTOR 1	SECTOR 2	LAP TIME	MPH	DIFF	TIME OF DAY
1 -		27.090	1:21.185	87.75	6.974	12:41:58.598
2 -	48.904	26.543	1:15.447	94.43	1.236	12:43:14.045
3 -	48.572	26.805	1:15.377	94.52	1.166	12:44:29.422
4 -	48.661	26.329	1:14.990	95.00	0.779	12:45:44.412
5 -	48.049	26.306	1:14.355 (2)	95.81	0.144	12:46:58.767
6 -	48.180	26.641	1:14.821 (3)	95.22	0.610	12:48:13.588
7 -	***48.043***	***26.168***	***1:14.211*** (1)	***96.00***		***12:49:27.799***
8 -	48.614	26.490	1:15.104	94.86	0.893	12:50:42.903
9 -	48.990	26.599	1:15.589	94.25	1.378	12:51:58.492

BMCRC - MRO Championships - Rnd 6 @ Donington Park National

Helmet City MRO Supersport 600 inc Clubman 600

RACE 7 - SECTOR ANALYSIS

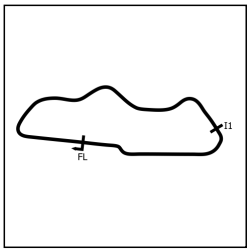

SECTOR 1 = FL to I1, SECTOR 2 = I1 to FL, DIFF = Difference To Personal Best Lap, P = Crossed Finish Line in Pit Lane, D = Time Disallowed

P17 79 Thomas GARNER Yamaha R6 -

IDEAL LAP TIME : 1:14.163 BEST LAP TIME : 1:14.163 DIFFERENCE : 0.000

LAP	SECTOR 1	SECTOR 2	LAP TIME	MPH	DIFF	TIME OF DAY
1 -		26.777	1:21.625	87.28	7.462	12:41:59.038
2 -	48.794	26.576	1:15.370	94.52	1.207	12:43:14.408
3 -	49.378	26.638	1:16.016	93.72	1.853	12:44:30.424
4 -	48.637	26.697	1:15.334	94.57	1.171	12:45:45.758
5 -	48.548	26.743	1:15.291	94.62	1.128	12:47:01.049
6 -	***47.914***	***26.249***	***1:14.163*** **(1)**	***96.06***		***12:48:15.212***
7 -	48.307	26.314	1:14.621 **(2)**	95.47	0.458	12:49:29.833
8 -	48.213	26.549	1:14.762 **(3)**	95.29	0.599	12:50:44.595
9 -	50.245	27.182	1:17.427	92.01	3.264	12:52:02.022

P18 135 C Adam FORBES Yamaha R6 - Currie racing

IDEAL LAP TIME : 1:14.737 BEST LAP TIME : 1:14.737 DIFFERENCE : 0.000

LAP	SECTOR 1	SECTOR 2	LAP TIME	MPH	DIFF	TIME OF DAY
1 -		27.289	1:22.463	86.39	7.726	12:41:59.876
2 -	48.847	27.100	1:15.947	93.81	1.210	12:43:15.823
3 -	48.824	27.216	1:16.040	93.69	1.303	12:44:31.863
4 -	48.719	26.706	1:15.425	94.45	0.688	12:45:47.288
5 -	48.612	26.505	1:15.117 **(3)**	94.84	0.380	12:47:02.405
6 -	48.318	26.549	1:14.867 **(2)**	95.16	0.130	12:48:17.272
7 -	***48.266***	***26.471***	***1:14.737*** **(1)**	***95.32***		***12:49:32.009***
8 -	48.582	26.800	1:15.382	94.51	0.645	12:50:47.391
9 -	49.333	27.785	1:17.118	92.38	2.381	12:52:04.509

P19 8 C Oliver NUNN Yamaha R6 - Intertechnic UK

IDEAL LAP TIME : 1:14.723 BEST LAP TIME : 1:14.723 DIFFERENCE : 0.000

LAP	SECTOR 1	SECTOR 2	LAP TIME	MPH	DIFF	TIME OF DAY
1 -		27.715	1:22.726	86.12	8.003	12:42:00.139
2 -	49.744	26.467	1:16.211	93.48	1.488	12:43:16.350
3 -	48.734	26.971	1:15.705	94.11	0.982	12:44:32.055
4 -	48.991	26.522	1:15.513	94.34	0.790	12:45:47.568
5 -	48.613	26.755	1:15.368 **(3)**	94.53	0.645	12:47:02.936
6 -	48.486	26.312	1:14.798 **(2)**	95.25	0.075	12:48:17.734
7 -	***48.416***	***26.307***	***1:14.723*** **(1)**	***95.34***		***12:49:32.457***
8 -	48.886	26.549	1:15.435	94.44	0.712	12:50:47.892
9 -	49.091	27.676	1:16.767	92.80	2.044	12:52:04.659

P20 112 C Jake DONKERSLEY Yamaha R6 -

IDEAL LAP TIME : 1:15.070 BEST LAP TIME : 1:15.122 DIFFERENCE : 0.052

LAP	SECTOR 1	SECTOR 2	LAP TIME	MPH	DIFF	TIME OF DAY
1 -		27.417	1:23.164	85.66	8.042	12:42:00.577
2 -	49.437	***26.621***	1:16.058	93.67	0.936	12:43:16.635
3 -	48.600	27.321	1:15.921	93.84	0.799	12:44:32.556
4 -	48.633	27.002	1:15.635 **(3)**	94.19	0.513	12:45:48.191
5 -	***48.449***	26.673	***1:15.122*** **(1)**	***94.84***		***12:47:03.313***
6 -	48.653	26.786	1:15.439 **(2)**	94.44	0.317	12:48:18.752
7 -	50.709	26.927	1:17.636	91.76	2.514	12:49:36.388
8 -	49.268	27.466	1:16.734	92.84	1.612	12:50:53.122
9 -	49.435	27.572	1:17.007	92.51	1.885	12:52:10.129

BMCRC - MRO Championships - Rnd 6 @ Donington Park National

Helmet City MRO Supersport 600 inc Clubman 600

RACE 7 - SECTOR ANALYSIS

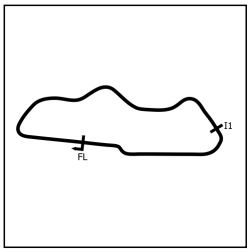

SECTOR 1 = FL to I1, SECTOR 2 = I1 to FL, DIFF = Difference To Personal Best Lap, P = Crossed Finish Line in Pit Lane, D = Time Disallowed

P21 63 George ANDERSON — Yamaha R6 - JE Technical Ltd

IDEAL LAP TIME : 1:15.774 BEST LAP TIME : 1:16.116 DIFFERENCE : 0.342

LAP	SECTOR 1	SECTOR 2	LAP TIME	MPH	DIFF	TIME OF DAY
1 -		27.629	1:23.900	84.91	7.784	12:42:01.313
2 -	49.594	***26.749***	1:16.343 **(3)**	93.32	0.227	12:43:17.656
3 -	49.178	27.238	1:16.416	93.23	0.300	12:44:34.072
4 -	***49.025***	27.091	***1:16.116*** **(1)**	***93.60***		***12:45:50.188***
5 -	49.159	27.004	1:16.163 **(2)**	93.54	0.047	12:47:06.351
6 -	49.292	27.272	1:16.564	93.05	0.448	12:48:22.915
7 -	49.567	27.145	1:16.712	92.87	0.596	12:49:39.627
8 -	50.033	27.789	1:17.822	91.55	1.706	12:50:57.449
9 -	49.967	27.555	1:17.522	91.90	1.406	12:52:14.971

P22 117 C Ben JENNISON — Triumph Daytona 675 -

IDEAL LAP TIME : 1:16.019 BEST LAP TIME : 1:16.019 DIFFERENCE : 0.000

LAP	SECTOR 1	SECTOR 2	LAP TIME	MPH	DIFF	TIME OF DAY
1 -		27.502	1:24.877	83.94	8.858	12:42:02.290
2 -	49.593	26.990	1:16.583	93.03	0.564	12:43:18.873
3 -	49.460	27.272	1:16.732	92.85	0.713	12:44:35.605
4 -	***49.204***	***26.815***	***1:16.019*** **(1)**	***93.72***		***12:45:51.624***
5 -	49.210	27.206	1:16.416 **(3)**	93.23	0.397	12:47:08.040
6 -	49.504	26.871	1:16.375 **(2)**	93.28	0.356	12:48:24.415
7 -	49.671	27.114	1:16.785	92.78	0.766	12:49:41.200
8 -	49.362	27.688	1:17.050	92.46	1.031	12:50:58.250
9 -	49.463	27.923	1:17.386	92.06	1.367	12:52:15.636

P23 331 Tim BURROWS — Yamaha R6 -

IDEAL LAP TIME : 1:16.728 BEST LAP TIME : 1:16.728 DIFFERENCE : 0.000

LAP	SECTOR 1	SECTOR 2	LAP TIME	MPH	DIFF	TIME OF DAY
1 -		27.532	1:25.592	83.23	8.864	12:42:03.005
2 -	50.317	27.231	1:17.548	91.87	0.820	12:43:20.553
3 -	50.717	27.813	1:18.530	90.72	1.802	12:44:39.083
4 -	50.157	27.368	1:17.525	91.90	0.797	12:45:56.608
5 -	***49.528***	***27.200***	***1:16.728*** **(1)**	***92.85***		***12:47:13.336***
6 -	49.719	27.316	1:17.035 **(3)**	92.48	0.307	12:48:30.371
7 -	49.626	27.244	1:16.870 **(2)**	92.68	0.142	12:49:47.241
8 -	50.813	27.968	1:18.781	90.43	2.053	12:51:06.022
9 -	51.551	28.520	1:20.071	88.97	3.343	12:52:26.093

P24 74 C Tom VAUGHAN — Yamaha R6 - Stockbridge Trading Ltd,Lamonde Automation

IDEAL LAP TIME : 1:17.707 BEST LAP TIME : 1:17.849 DIFFERENCE : 0.142

LAP	SECTOR 1	SECTOR 2	LAP TIME	MPH	DIFF	TIME OF DAY
1 -		27.525	1:25.244	83.57	7.395	12:42:02.657
2 -	51.206	27.307	1:18.513	90.74	0.664	12:43:21.170
3 -	50.941	27.664	1:18.605	90.63	0.756	12:44:39.775
4 -	***50.404***	27.447	1:17.851 **(2)**	91.51	0.002	12:45:57.626
5 -	50.546	***27.303***	***1:17.849*** **(1)**	***91.51***		***12:47:15.475***
6 -	51.005	27.576	1:18.581	90.66	0.732	12:48:34.056
7 -	50.742	27.459	1:18.201 **(3)**	91.10	0.352	12:49:52.257
8 -	50.990	27.710	1:18.700	90.52	0.851	12:51:10.957
9 -	51.533	28.871	1:20.404	88.61	2.555	12:52:31.361

BMCRC - MRO Championships - Rnd 6 @ Donington Park National

Helmet City MRO Supersport 600 inc Clubman 600

RACE 7 - SECTOR ANALYSIS

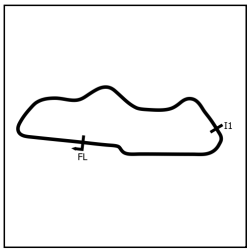

SECTOR 1 = FL to I1, SECTOR 2 = I1 to FL, DIFF = Difference To Personal Best Lap, P = Crossed Finish Line in Pit Lane, D = Time Disallowed

P25 581 C Jack HAYBYRNE — Yamaha R6 - MannCave

IDEAL LAP TIME : 1:18.375 BEST LAP TIME : 1:18.453 DIFFERENCE : 0.078

LAP	SECTOR 1	SECTOR 2	LAP TIME		MPH	DIFF	TIME OF DAY
1 -		27.909	1:26.256		82.59	7.803	12:42:03.669
2 -	50.669	***27.784***	***1:18.453***	**(1)**	***90.81***		***12:43:22.122***
3 -	50.785	28.028	1:18.813	**(2)**	90.39	0.360	12:44:40.935
4 -	***50.591***	28.390	1:18.981	**(3)**	90.20	0.528	12:45:59.916
5 -	50.893	28.328	1:19.221		89.93	0.768	12:47:19.137
6 -	51.666	28.654	1:20.320		88.70	1.867	12:48:39.457
7 -	51.685	28.065	1:19.750		89.33	1.297	12:49:59.207
8 -	51.616	28.539	1:20.155		88.88	1.702	12:51:19.362
9 -	52.337	29.585	1:21.922		86.96	3.469	12:52:41.284

P26 84 C George HIGGINS — Yamaha R6 - Aztec Racing

IDEAL LAP TIME : 1:20.535 BEST LAP TIME : 1:20.771 DIFFERENCE : 0.236

LAP	SECTOR 1	SECTOR 2	LAP TIME		MPH	DIFF	TIME OF DAY
1 -		28.625	1:27.889		81.06	7.118	12:42:05.302
2 -	52.385	***28.386***	***1:20.771***	**(1)**	***88.20***		***12:43:26.073***
3 -	52.245	28.891	1:21.136	**(2)**	87.81	0.365	12:44:47.209
4 -	52.416	29.018	1:21.434		87.48	0.663	12:46:08.643
5 -	52.462	29.181	1:21.643		87.26	0.872	12:47:30.286
6 -	52.377	29.051	1:21.428	**(3)**	87.49	0.657	12:48:51.714
7 -	53.160	29.184	1:22.344		86.52	1.573	12:50:14.058
8 -	***52.149***	29.409	1:21.558		87.35	0.787	12:51:35.616

P27 49 C Thomas GALLAGHER — Yamaha YZF R6 - TG Cad Services Ltd

IDEAL LAP TIME : 1:23.391 BEST LAP TIME : 1:24.060 DIFFERENCE : 0.669

LAP	SECTOR 1	SECTOR 2	LAP TIME		MPH	DIFF	TIME OF DAY
1 -		***29.036***	1:33.509		76.19	9.449	12:42:10.922
2 -	54.929	29.401	1:24.330	**(3)**	84.48	0.270	12:43:35.252
3 -	55.106	29.681	1:24.787		84.02	0.727	12:45:00.039
4 -	55.201	29.368	1:24.569		84.24	0.509	12:46:24.608
5 -	55.088	29.218	1:24.306	**(2)**	84.50	0.246	12:47:48.914
6 -	***54.355***	29.705	***1:24.060***	**(1)**	***84.75***		***12:49:12.974***
7 -	55.258	30.074	1:25.332		83.49	1.272	12:50:38.306
8 -	57.033	29.089	1:26.122		82.72	2.062	12:52:04.428

P28 54 Jake ANDERTON — Kawasaki ZX636 - In Loving Memory of Baby Axel

IDEAL LAP TIME : 1:13.904 BEST LAP TIME : 1:14.105 DIFFERENCE : 0.201

LAP	SECTOR 1	SECTOR 2	LAP TIME		MPH	DIFF	TIME OF DAY
1 -		27.323	1:20.393		88.62	6.288	12:41:57.806
2 -	48.741	26.582	1:15.323		94.58	1.218	12:43:13.129
3 -	48.005	26.392	1:14.397	**(3)**	95.76	0.292	12:44:27.526
4 -	***47.836***	26.269	***1:14.105***	**(1)**	***96.14***		***12:45:41.631***
5 -	48.343	26.147	1:14.490		95.64	0.385	12:46:56.121
6 -	48.136	***26.068***	1:14.204	**(2)**	96.01	0.099	12:48:10.325
7 -	48.088	26.323	1:14.411		95.74	0.306	12:49:24.736
8 -	48.443	26.921	1:15.364		94.53	1.259	12:50:40.100
9 -	49.293						

P29 442 Max DIXON — Triumph 675 -

IDEAL LAP TIME : 1:13.438 BEST LAP TIME : 1:13.438 DIFFERENCE : 0.000

LAP	SECTOR 1	SECTOR 2	LAP TIME		MPH	DIFF	TIME OF DAY
1 -		27.390	1:20.516		88.48	7.078	12:41:57.929
2 -	48.183	26.589	1:14.772		95.28	1.334	12:43:12.701
3 -	47.462	26.186	1:13.648	**(2)**	96.73	0.210	12:44:26.349
4 -	47.410	26.965	1:14.375	**(3)**	95.79	0.937	12:45:40.724
5 -	***47.408***	***26.030***	***1:13.438***	**(1)**	***97.01***		***12:46:54.162***
6 -	47.524	IN PIT	1:25.931	**P**	82.91	12.493	12:48:20.093

BMCRC - MRO Championships - Rnd 6 @ Donington Park National

Helmet City MRO Supersport 600 inc Clubman 600

RACE 7 - SECTOR ANALYSIS

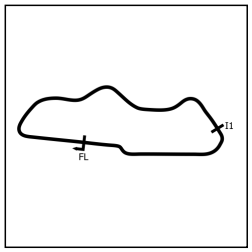

SECTOR 1 = FL to I1, SECTOR 2 = I1 to FL, DIFF = Difference To Personal Best Lap, P = Crossed Finish Line in Pit Lane, D = Time Disallowed

P30 5 Logan STONE Yamaha R6 -

IDEAL LAP TIME : 1:15.077 BEST LAP TIME : 1:15.212 DIFFERENCE : 0.135

LAP	SECTOR 1	SECTOR 2	LAP TIME	MPH	DIFF	TIME OF DAY
1 -		27.128	1:20.827	88.14	5.615	12:41:58.240
2 -	48.928	***26.447***	1:15.375 **(2)**	94.52	0.163	12:43:13.615
3 -	***48.630***	26.582	***1:15.212*** **(1)**	***94.72***		***12:44:28.827***
4 -	49.886	IN PIT	1:27.538 **P**	81.38	12.326	12:45:56.365

P36 411 C Jack HUGHES Yamaha R9 - IWS

IDEAL LAP TIME : BEST LAP TIME : DIFFERENCE :

LAP	SECTOR 1	SECTOR 2	LAP TIME	MPH	DIFF	TIME OF DAY
1 -						

BMCRC - MRO Championships - Rnd 6 @ Donington Park National

Helmet City MRO Supersport 600 inc Clubman 600

RACE 7 - BEST SECTORS

	SECTOR 1		SECTOR 2	
POS	NO	TIME	NO	TIME
1	122	45.405	122	24.965
2	91	45.695	91	25.111
3	76	46.006	76	25.267
4	48	46.407	48	25.432
5	169	46.635	167	25.524
6	78	46.678	78	25.580
7	56	46.904	96	25.925
8	71	46.938	71	25.939
9	167	47.089	169	25.987
10	96	47.185	56	25.997
11	442	47.408	442	26.030
12	19	47.448	50	26.059
13	50	47.455	54	26.068
14	35	47.525	19	26.105
15	14	47.598	14	26.149
16	221	47.648	115	26.168
17	54	47.836	79	26.249
18	79	47.914	8	26.307
19	115	48.043	35	26.335
20	135	48.266	221	26.354
21	8	48.416	5	26.447
22	112	48.449	135	26.471
23	5	48.630	112	26.621
24	63	49.025	63	26.749
25	117	49.204	117	26.815
26	331	49.528	331	27.200
27	74	50.404	74	27.303
28	581	50.591	581	27.784
29	84	52.149	84	28.386
30	49	54.355	49	29.036
31				

IDEAL / BEST COMPARISON

PERFECT LAP 1:10.370

POS	NO	NAME	IDEAL	BEST	DIFF
1	122	WILKINSON	1:10.370	1:10.370	0.000
2	91	HIRST	1:10.806	1:10.863	0.057
3	76	JOHNSON	1:11.273	1:11.303	0.030
4	48	FORREST	1:11.839	1:11.975	0.136
5	78	POVAH	1:12.258	1:12.657	0.399
6	167	JENKINS	1:12.613	1:12.613	0.000
7	169	CUNNINGHAM	1:12.622	1:12.641	0.019
8	71	MAY	1:12.877	1:12.877	0.000
9	56	MILLS	1:12.901	1:12.967	0.066
10	96	HOWARTH	1:13.110	1:13.194	0.084
11	442	DIXON	1:13.438	1:13.438	0.000
12	50	BEHAL	1:13.514	1:13.772	0.258
13	19	DONOVAN	1:13.553	1:13.892	0.339
14	14	MUIR	1:13.747	1:13.856	0.109
15	35	DICKINSON	1:13.860	1:14.015	0.155
16	54	ANDERTON	1:13.904	1:14.105	0.201
17	221	LEATHERLAND	1:14.002	1:14.181	0.179
18	79	GARNER	1:14.163	1:14.163	0.000
19	115	MAHER	1:14.211	1:14.211	0.000
20	8	NUNN	1:14.723	1:14.723	0.000
21	135	FORBES	1:14.737	1:14.737	0.000
22	112	DONKERSLEY	1:15.070	1:15.122	0.052
23	5	STONE	1:15.077	1:15.212	0.135
24	63	ANDERSON	1:15.774	1:16.116	0.342
25	117	JENNISON	1:16.019	1:16.019	0.000
26	331	BURROWS	1:16.728	1:16.728	0.000
27	74	VAUGHAN	1:17.707	1:17.849	0.142
28	581	HAYBYRNE	1:18.375	1:18.453	0.078
29	84	HIGGINS	1:20.535	1:20.771	0.236
30	49	GALLAGHER	1:23.391	1:24.060	0.669

Weather / Track : Cloudy / Dry

Donington Park National: 1.9790 miles
Date: 26/07/2026 Start: 12:40 Finish: 12:51

Results can be found at www.tsl-timing.com

Printed - 13:09 Sunday, 26 July 2026

BMCRC - MRO Championships - Rnd 6 @ Donington Park National

Helmet City MRO Supersport 600 inc Clubman 600

RACE 7 - STATISTICS

Competitors Started	31
Planned Start	2026-07-26 @ 12:00:00.000
Actual Start	2026-07-26 @ 12:40:37.412
Finish Time	2026-07-26 @ 12:51:20.863
Track Length	1.9790mi.
Total Laps	259
Total Distance Covered	512.5784mi.

Session Fastest Lap History

NO	CL	NAME	LAP TIME	TIME OF DAY	LAP	VEHICLE
122		**Ted WILKINSON**	**1:10.647**	12:43:02.545	2	Honda CBR 600 RR
122		**Ted WILKINSON**	**1:10.370**	12:44:12.915	3	Honda CBR 600 RR

Session Leader History

NO	CL	NAME	FROM LAP	LAPS LED	DISTANCE	VEHICLE
122		**Ted WILKINSON**	1	9	17.77 miles	Honda CBR 600 RR

Flag History

TYPE	TIME OF DAY
GREEN	12:40:37.412
FINISH	12:51:20.863

Flag Statistics

TYPE	COUNT	TOTAL LAPS	TOTAL TIME
Green	1	9	12:24.329
Red	0	0	0.000
Safety Car	0	0	0.000
FCY	0	0	0.000

BMCRC - MRO Championships - Rnd 6 @ Donington Park National

Helmet City MRO Supersport 600 inc Clubman 600

RACE 7 - STATISTICS

CLASS : 18 Starters

Fastest Lap History

NO	NAME	LAP TIME	TIME OF DAY	LAP	VEHICLE
122	**Ted WILKINSON**	**1:10.647**	12:43:02.545	2	Honda CBR 600 RR
122	**Ted WILKINSON**	**1:10.370**	12:44:12.915	3	Honda CBR 600 RR

Leader History

NO	NAME	FROM LAP	LAPS LED	DISTANCE	VEHICLE
122	**Ted WILKINSON**	1	9	17.77 miles	Honda CBR 600 RR

BMCRC - MRO Championships - Rnd 6 @ Donington Park National

Helmet City MRO Supersport 600 inc Clubman 600

RACE 7 - STATISTICS

CLASS : C

13 Starters

Fastest Lap History

NO	NAME	LAP TIME	TIME OF DAY	LAP	VEHICLE
221	**Keaten LEATHERLAND**	**1:14.181**	12:43:11.064	2	Yamaha R6
96	**William HOWARTH**	**1:13.849**	12:43:11.711	2	Yamaha R6
96	**William HOWARTH**	**1:13.750**	12:46:53.508	5	Yamaha R6
96	**William HOWARTH**	**1:13.194**	12:48:06.702	6	Yamaha R6
71	**James MAY**	**1:12.877**	12:49:26.279	7	Triumph 765 EVO

Leader History

NO	NAME	FROM LAP	LAPS LED	DISTANCE	VEHICLE
221	**Keaten LEATHERLAND**	1	4	7.87 miles	Yamaha R6
96	**William HOWARTH**	5	5	9.89 miles	Yamaha R6

BMCRC - MRO Championships - Rnd 6 @ Donington Park National

Helmet City MRO Supersport 600 inc Clubman 600

RACE 17 - GRID (10 Laps)



These results are provisional until the conclusion of any judicial and technical matters.

Donington Park National: 1.9790 miles

Clerk Of Course: Caroline Patterson / Andy Brown	Timekeeper: Richard Evans	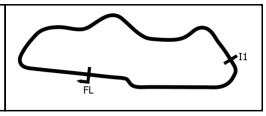

Results can be found at www.tsl-timing.com

Printed - 13:11 Sunday, 26 July 2026



BMCRC - MRO Championships - Rnd 6 @ Donington Park National

Helmet City MRO Supersport 600 inc Clubman 600

RACE 17 - CLASSIFICATION

Race Distance: 10 Laps / 19.79 miles

POS	NO	CL	PIC	NAME	ENTRY	LAPS	TIME	GAP	DIFF	MPH	BEST	ON	GRD	↑↓
1	122		1	Ted WILKINSON	Honda CBR 600 RR - Runcorn Motor Bodies Commercials	10	11:52.470			99.80	1:10.638	3	1	0
2	76		2	Anthony JOHNSON	Triumph Daytona 675 - Sussex Independent Financial Advis	10	11:57.321	4.851	4.851	99.13	1:10.849	9	3	1
3	91		3	Sam HIRST	Kawasaki ZX-636 - Team Valley Racing	10	12:00.880	8.410	3.559	98.64	1:11.253	2	2	-1
4	48		4	Rhys FORREST	Kawasaki 600 - Mark Disley Restoration & Building Ltd	10	12:00.986	8.516	0.106	98.62	1:11.223	5	4	0
5	167		5	Kyle JENKINS	Triumph 765 - RJS Superbike, Mclen & Co	10	12:01.093	8.623	0.107	98.61	1:10.909	5	5	0
6	169		6	Gareth CUNNINGHAM	- Hobbs Roofing	10	12:04.056	11.586	2.963	98.21	1:11.438	5	6	0
7	56		7	Michael MILLS	Yamaha R6 -	10	12:11.963	19.493	7.907	97.14	1:11.816	7	9	2
8	78		8	Keith POVAH	Yamaha R6 - @crap.sack give us a follow!	10	12:13.296	20.826	1.333	96.97	1:12.602	2	7	-1
9	96	C	1	William HOWARTH	Yamaha R6 -	10	12:19.569	27.099	6.273	96.15	1:12.573	8	10	1
10	442		9	Max DIXON	Triumph 675 -	10	12:20.624	28.154	1.055	96.01	1:12.326	10	11	1
11	35		10	Kai DICKINSON	Yamaha R6 - Dad	10	12:21.291	28.821	0.667	95.92	1:12.939	10	15	4
12	14		11	Jack MUIR	-	10	12:23.367	30.897	2.076	95.65	1:13.173	7	13	1
13	71	C	2	James MAY	Triumph 765 EVO - Jm Racing	10	12:23.691	31.221	0.324	95.61	1:13.268	5	8	-5
14	50		12	Aditya BEHAL	Kawasaki ZX6R -	10	12:23.989	31.519	0.298	95.57	1:13.485	10	12	-2
15	19		13	Tyler DONOVAN	Yamaha R6 - TMT Racing	10	12:24.214	31.744	0.225	95.55	1:13.427	7	14	-1
16	54		14	Jake ANDERTON	Kawasaki ZX636 - In Loving Memory of Baby Axel	10	12:28.934	36.464	4.720	94.94	1:13.836	3	16	0
17	221	C	3	Keaten LEATHERLAND	Yamaha R6 - GL Fabrications Racing/ Complete Engineering	10	12:30.274	37.804	1.340	94.77	1:13.847	7	18	1
18	115	C	4	Brian MAHER	Yamaha R6 - Spraytech /Espresso Solutions	10	12:37.816	45.346	7.542	93.83	1:14.817	3	19	1
19	135	C	5	Adam FORBES	Yamaha R6 - Currie racing	10	12:39.753	47.283	1.937	93.59	1:14.806	3	21	2
20	8	C	6	Oliver NUNN	Yamaha R6 - Intertechnic UK	10	12:39.828	47.358	0.075	93.58	1:14.975	9	20	0
21	63		15	George ANDERSON	Yamaha R6 - JE Technical Ltd	10	12:46.509	54.039	6.681	92.77	1:15.839	4	25	4
22	117	C	7	Ben JENNISON	Triumph Daytona 675 -	10	12:50.578	58.108	4.069	92.28	1:15.524	7	24	2
23	74	C	8	Tom VAUGHAN	Yamaha R6 - Stockbridge Trading Ltd,Lamonde Automation	10	13:15.810	1:23.340	25.232	89.35	1:17.163	2	27	4
24	84	C	9	George HIGGINS	Yamaha R6 - Aztec Racing	9	12:23.581	1 Lap	1 Lap	86.05	1:21.154	2	29	5
25	49	C	10	Thomas GALLAGHER	Yamaha YZF R6 - TG Cad Services Ltd	9	12:37.819	1 Lap	14.238	84.43	1:22.628	8	30	5

NOT CLASSIFIED

DNF	79			Thomas GARNER	Yamaha R6 -	8	10:09.179	2 Laps	1 Lap	93.33	1:14.657	7	17	
DNF	331			Tim BURROWS	Yamaha R6 -	3	3:56.554	7 Laps	5 Laps	89.77	1:15.857	3	26	

NOT STARTED

NS	112	C		Jake DONKERSLEY	Yamaha R6 -								22	
NS	5			Logan STONE	Yamaha R6 -								23	
NS	581	C		Jack HAYBYRNE	Yamaha R6 - MannCave								28	
NS	55	C		Stuart ROBERTS	Honda CBR 600 RR - Sweatbank gym/Body Fix Coach								31	
NS	80			Zac LEIGH	Kawasaki ZX6R - Valeigh Racing								32	
NS	118	C		Jim COYLE	Yamaha R6 - Big Jim RIP								33	
NS	60	C		Dean NEAL	Yamaha R6 - Acute Civil Engineering Ltd								34	
NS	551			Timothy ROCHE	Yamaha R6 -								35	
NS	411	C		Jack HUGHES	Yamaha R9 - IWS								36	

FASTEST LAP

	122		Ted WILKINSON	Honda CBR 600 RR - Runcorn Motor Bodies Commercials	3	1:10.638	100.86 mph	162.32 kph	
	96	C	William HOWARTH	Yamaha R6 -	8	1:12.573	98.17 mph	157.99 kph	

Class - 92.5% of Race Speed = 92.31 mph
Class C - 92.5% of Race Speed = 88.93 mph

Weather / Track : Cloudy / Dry
These results are provisional until the conclusion of any judicial and technical matters.

Date: 26/07/2026 Start: 16:29 Finish: 16:41
Donington Park National: 1.9790 miles

Clerk Of Course: Caroline Patterson / Andy Brown

Timekeeper: Richard Evans

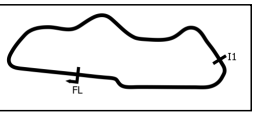

Results can be found at www.tsl-timing.com

Printed - 16:42 Sunday, 26 July 2026

BMCRC - MRO Championships - Rnd 6 @ Donington Park National

Helmet City MRO Supersport 600 inc Clubman 600

RACE 17 - LAP CHART

LAP 1 @ 16:30:33.223

NO	BEHIND	LAP TIME
122		1:13.952
91	0.834	1:14.786
76	1.076	1:15.028
48	1.346	1:15.298
167	1.593	1:15.545
169	2.117	1:16.069
78	2.422	1:16.374
96	3.757	1:17.709
14	4.027	1:17.979
56	4.521	1:18.473
19	4.927	1:18.879
50	5.166	1:19.118
442	5.722	1:19.674
71	5.918	1:19.870
221	6.125	1:20.077
35	6.212	1:20.164
54	6.590	1:20.542
115	6.906	1:20.858
135	7.415	1:21.367
79	7.921	1:21.873
8	8.026	1:21.978
63	8.459	1:22.411
117	9.318	1:23.270
331	9.616	1:23.568
74	10.300	1:24.252
84	13.833	1:27.785
49	15.259	1:29.211

LAP 2 @ 16:31:43.878

NO	BEHIND	LAP TIME
122		1:10.655
91	1.432	1:11.253
76	1.475	1:11.054
48	2.349	1:11.658
167	2.581	1:11.643
169	3.060	1:11.598
78	4.369	1:12.602
56	7.355	1:13.489
96	7.489	1:14.387
14	8.033	1:14.661
19	8.210	1:13.938
50	8.534	1:14.023
442	8.765	1:13.698
35	9.321	1:13.764
71	9.806	1:14.543
221	9.986	1:14.516
54	10.408	1:14.473
115	11.155	1:14.904
135	12.109	1:15.349
8	12.472	1:15.101
79	13.860	1:16.594
63	14.202	1:16.398
117	15.742	1:17.079
331	16.090	1:17.129
74	16.808	1:17.163
84	24.332	1:21.154
49	27.296	1:22.692

LAP 3 @ 16:32:54.516

NO	BEHIND	LAP TIME
122		1:10.638
91	2.062	1:11.268
76	2.122	1:11.285
48	3.290	1:11.579
167	3.371	1:11.428
169	3.884	1:11.462
78	6.691	1:12.960
56	9.426	1:12.709
96	10.858	1:14.007
14	11.254	1:13.859
19	11.660	1:14.088
442	12.238	1:14.111
50	12.289	1:14.393
35	12.475	1:13.792
71	12.861	1:13.693
54	13.606	1:13.836
221	13.764	1:14.416
115	15.334	1:14.817
135	16.277	1:14.806
8	16.915	1:15.081
79	18.333	1:15.111
63	19.631	1:16.067
331	21.309	1:15.857
117	21.709	1:16.605
74	23.671	1:17.501
84	35.670	1:21.976
49	39.725	1:23.067

LAP 4 @ 16:34:05.391

NO	BEHIND	LAP TIME
122		1:10.875
91	2.796	1:11.609
76	3.381	1:12.134
167	4.201	1:11.705
48	4.573	1:12.158
169	4.941	1:11.932
78	8.488	1:12.672
56	11.210	1:12.659
96	13.873	1:13.890
14	14.145	1:13.766
19	14.473	1:13.688
442	14.771	1:13.408
50	14.944	1:13.530
35	15.240	1:13.640
71	15.877	1:13.891
54	17.049	1:14.318
221	17.169	1:14.280
115	19.636	1:15.177
135	20.961	1:15.559
8	21.192	1:15.152
79	22.440	1:14.982
63	24.595	1:15.839
117	28.084	1:17.250
74	30.836	1:18.040
84	47.200	1:22.405
49	52.104	1:23.254

LAP 5 @ 16:35:16.061

NO	BEHIND	LAP TIME
122		1:10.670
91	4.123	1:11.997
76	4.254	1:11.543
167	4.440	1:10.909
48	5.126	1:11.223
169	5.709	1:11.438
78	10.683	1:12.865
56	12.718	1:12.178
96	16.663	1:13.460
14	17.032	1:13.557
19	17.346	1:13.543
442	17.438	1:13.337
35	17.671	1:13.101
50	18.019	1:13.745
71	18.475	1:13.268
54	20.913	1:14.534
221	21.158	1:14.659
115	23.885	1:14.919
135	26.190	1:15.899
8	26.291	1:15.769
79	26.751	1:14.981
63	29.766	1:15.841
117	33.572	1:16.158
74	38.175	1:18.009
84	58.559	1:22.029
49	1:05.554	1:24.120

LAP 6 @ 16:36:26.702

NO	BEHIND	LAP TIME
122		1:10.641
76	5.069	1:11.456
91	5.651	1:12.169
48	5.841	1:11.356
167	6.031	1:12.232
169	6.665	1:11.597
78	12.699	1:12.657
56	14.294	1:12.217
96	19.855	1:13.833
19	20.471	1:13.766
14	20.542	1:14.151
442	20.797	1:14.000
35	20.880	1:13.850
50	21.140	1:13.762
71	21.619	1:13.785
54	24.734	1:14.462
221	25.199	1:14.682
115	28.317	1:15.073
135	31.078	1:15.529
8	31.326	1:15.676
79	31.852	1:15.742
63	35.060	1:15.935
117	38.982	1:16.051
74	46.674	1:19.140
84	1:10.340	1:22.422

LAP 7 @ 16:37:37.972

NO	BEHIND	LAP TIME
122		1:11.270
76	5.007	1:11.208
48	6.285	1:11.714
91	6.666	1:12.285
167	6.760	1:11.999
169	8.363	1:12.968
49	1 Lap	1:24.824
78	14.302	1:12.873
56	14.840	1:11.816
96	21.530	1:12.945
14	22.445	1:13.173
19	22.628	1:13.427
35	22.944	1:13.334
442	23.105	1:13.578
50	23.391	1:13.521
71	23.780	1:13.431
54	27.489	1:14.025
221	27.776	1:13.847
115	32.527	1:15.480
135	34.861	1:15.053
79	35.239	1:14.657
8	35.340	1:15.284
63	39.771	1:15.981
117	43.236	1:15.524
74	54.282	1:18.878

LAP 8 @ 16:38:48.850

NO	BEHIND	LAP TIME
122		1:10.878
76	5.167	1:11.038
48	7.227	1:11.820
91	7.450	1:11.662
167	7.577	1:11.695
169	9.890	1:12.405
84	1 Lap	1:21.934
78	17.010	1:13.586
56	17.420	1:13.458
49	1 Lap	1:24.175
96	23.225	1:12.573
35	25.643	1:13.577
14	25.860	1:14.293
442	26.048	1:13.821
19	26.226	1:14.476
71	26.535	1:13.633
50	26.835	1:14.322
54	31.001	1:14.390
221	31.252	1:14.354
115	36.967	1:15.318
135	39.045	1:15.062
79	39.600	1:15.239
8	39.670	1:15.208
63	44.908	1:16.015
117	48.124	1:15.766
74	1:02.890	1:19.486

LAP 9 @ 16:39:59.722

NO	BEHIND	LAP TIME
122		1:10.872
76	5.144	1:10.849
48	8.341	1:11.986
91	8.447	1:11.869
167	8.592	1:11.887
169	11.308	1:12.290
56	19.113	1:12.565
78	19.357	1:13.219
84	1 Lap	1:21.967
96	25.423	1:13.070
442	27.847	1:12.671
35	27.901	1:13.130
14	29.175	1:14.187
19	29.672	1:14.318
71	29.857	1:14.194
50	30.053	1:14.090
49	1 Lap	1:22.628
54	34.117	1:13.988
221	34.676	1:14.296
115	41.232	1:15.137
135	43.570	1:15.397
8	43.773	1:14.975
63	50.000	1:15.964
117	53.785	1:16.533
74	1:11.838	1:19.820

LAP 10 @ 16:41:11.741

NO	BEHIND	LAP TIME
122		1:12.019
76	4.851	1:11.726
91	8.410	1:11.982
48	8.516	1:12.194
167	8.623	1:12.050
169	11.586	1:12.297
56	19.493	1:12.399
78	20.826	1:13.488
96	27.099	1:13.695
442	28.154	1:12.326
35	28.821	1:12.939
14	30.897	1:13.741
84	1 Lap	1:21.909
71	31.221	1:13.383
50	31.519	1:13.485
19	31.744	1:14.091
54	36.464	1:14.366
221	37.804	1:15.147
115	45.346	1:16.133
49	1 Lap	1:23.848
135	47.283	1:15.732
8	47.358	1:15.604
63	54.039	1:16.058
117	58.108	1:16.342
74	1:23.340	1:23.521

Weather / Track : Cloudy / Dry

Donington Park National: 1.9790 miles
Date: 26/07/2026 Start: 16:29 Finish: 16:41

Results can be found at www.tsl-timing.com

Printed - 16:43 Sunday, 26 July 2026

BMCRC - MRO Championships - Rnd 6 @ Donington Park National

Helmet City MRO Supersport 600 inc Clubman 600

RACE 17 - POSITION CHART

No	Name	Lap Pos	1	2	3	4	5	6	7	8	9	10
122	WILKINSON	1	122	122	122	122	122	122	122	122	122	122
91	HIRST	2	91	91	91	91	91	76	76	76	76	76
76	JOHNSON	3	76	76	76	76	76	91	48	48	48	91
48	FORREST	4	48	48	48	167	167	48	91	91	91	48
167	JENKINS	5	167	167	167	48	48	167	167	167	167	167
169	CUNNINGHAM	6	169	169	169	169	169	169	169	169	169	169
78	POVAH	7	78	78	78	78	78	78	78	78	56	56
71	MAY	8	96	56	56	56	56	56	56	56	78	78
56	MILLS	9	14	96	96	96	96	96	96	96	96	96
96	HOWARTH	10	56	14	14	14	14	19	14	35	442	442
442	DIXON	11	19	19	19	19	19	14	19	14	35	35
50	BEHAL	12	50	50	442	442	442	442	35	442	14	14
14	MUIR	13	442	442	50	50	35	35	442	19	19	71
19	DONOVAN	14	71	35	35	35	50	50	50	71	71	50
35	DICKINSON	15	221	71	71	71	71	71	71	50	50	19
54	ANDERTON	16	35	221	54	54	54	54	54	54	54	54
79	GARNER	17	54	54	221	221	221	221	221	221	221	221
221	LEATHERLAND	18	115	115	115	115	115	115	115	115	115	115
115	MAHER	19	135	135	135	135	135	135	135	135	135	135
8	NUNN	20	79	8	8	8	8	8	79	79	8	8
135	FORBES	21	8	79	79	79	79	79	8	8	63	63
112	DONKERSLEY	22	63	63	63	63	63	63	63	63	117	117
5	STONE	23	117	117	331	117	117	117	117	117	74	74
117	JENNISON	24	331	331	117	74	74	74	74	74	84	
63	ANDERSON	25	74	74	74	84	84	84	84	84	49	
331	BURROWS	26	84	84	84	49	49	49	49	49		
74	VAUGHAN	27	49	49	49							
581	HAYBYRNE	28										
84	HIGGINS	29										
49	GALLAGHER	30										
55	ROBERTS	31										
80	LEIGH	32										
118	COYLE	33										
60	NEAL	34										
551	ROCHE	35										
411	HUGHES	36										

Weather / Track : Cloudy / Dry

Donington Park National: 1.9790 miles
Date: 26/07/2026 Start: 16:29 Finish: 16:41

Results can be found at www.tsl-timing.com

Printed - 16:43 Sunday, 26 July 2026

BMCRC - MRO Championships - Rnd 6 @ Donington Park National

Helmet City MRO Supersport 600 inc Clubman 600

RACE 17 - SECTOR ANALYSIS

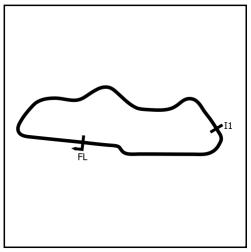

SECTOR 1 = FL to I1, SECTOR 2 = I1 to FL, DIFF = Difference To Personal Best Lap, P = Crossed Finish Line in Pit Lane, D = Time Disallowed

P1 122 Ted WILKINSON — Honda CBR 600 RR - Runcorn Motor Bodies Commercials

IDEAL LAP TIME : 1:10.546 BEST LAP TIME : 1:10.638 DIFFERENCE : 0.092

LAP	SECTOR 1	SECTOR 2	LAP TIME		MPH	DIFF	TIME OF DAY
1 -		25.295	1:13.952		96.34	3.314	16:30:33.223
2 -	45.629	25.026	1:10.655	(3)	100.83	0.017	16:31:43.878
3 -	45.672	24.966	***1:10.638***	**(1)**	***100.86***		***16:32:54.516***
4 -	45.717	25.158	1:10.875		100.52	0.237	16:34:05.391
5 -	***45.615***	25.055	1:10.670		100.81	0.032	16:35:16.061
6 -	45.710	***24.931***	1:10.641	**(2)**	100.85	0.003	16:36:26.702
7 -	46.229	25.041	1:11.270		99.96	0.632	16:37:37.972
8 -	45.828	25.050	1:10.878		100.51	0.240	16:38:48.850
9 -	45.642	25.230	1:10.872		100.52	0.234	16:39:59.722
10 -	45.764	26.255	1:12.019		98.92	1.381	16:41:11.741

P2 76 Anthony JOHNSON — Triumph Daytona 675 - Sussex Independent Financial Advisers

IDEAL LAP TIME : 1:10.692 BEST LAP TIME : 1:10.849 DIFFERENCE : 0.157

LAP	SECTOR 1	SECTOR 2	LAP TIME		MPH	DIFF	TIME OF DAY
1 -		25.298	1:15.028		94.95	4.179	16:30:34.299
2 -	45.946	***25.108***	1:11.054	**(3)**	100.27	0.205	16:31:45.353
3 -	46.135	25.150	1:11.285		99.94	0.436	16:32:56.638
4 -	46.399	25.735	1:12.134		98.76	1.285	16:34:08.772
5 -	46.111	25.432	1:11.543		99.58	0.694	16:35:20.315
6 -	46.343	25.113	1:11.456		99.70	0.607	16:36:31.771
7 -	45.726	25.482	1:11.208		100.05	0.359	16:37:42.979
8 -	45.811	25.227	1:11.038	**(2)**	100.29	0.189	16:38:54.017
9 -	***45.584***	25.265	***1:10.849***	**(1)**	***100.56***		***16:40:04.866***
10 -	46.372	25.354	1:11.726		99.33	0.877	16:41:16.592

P3 91 Sam HIRST — Kawasaki ZX-636 - Team Valley Racing

IDEAL LAP TIME : 1:11.215 BEST LAP TIME : 1:11.253 DIFFERENCE : 0.038

LAP	SECTOR 1	SECTOR 2	LAP TIME		MPH	DIFF	TIME OF DAY
1 -		25.462	1:14.786		95.26	3.533	16:30:34.057
2 -	46.073	***25.180***	***1:11.253***	**(1)**	***99.99***		***16:31:45.310***
3 -	***46.035***	25.233	1:11.268	**(2)**	99.96	0.015	16:32:56.578
4 -	46.348	25.261	1:11.609	**(3)**	99.49	0.356	16:34:08.187
5 -	46.595	25.402	1:11.997		98.95	0.744	16:35:20.184
6 -	46.987	25.182	1:12.169		98.72	0.916	16:36:32.353
7 -	46.744	25.541	1:12.285		98.56	1.032	16:37:44.638
8 -	46.357	25.305	1:11.662		99.42	0.409	16:38:56.300
9 -	46.636	25.233	1:11.869		99.13	0.616	16:40:08.169
10 -	46.736	25.246	1:11.982		98.97	0.729	16:41:20.151

P4 48 Rhys FORREST — Kawasaki 600 - Mark Disley Restoration & Building Ltd

IDEAL LAP TIME : 1:11.188 BEST LAP TIME : 1:11.223 DIFFERENCE : 0.035

LAP	SECTOR 1	SECTOR 2	LAP TIME		MPH	DIFF	TIME OF DAY
1 -		25.658	1:15.298		94.61	4.075	16:30:34.569
2 -	46.312	25.346	1:11.658		99.42	0.435	16:31:46.227
3 -	46.248	25.331	1:11.579	**(3)**	99.53	0.356	16:32:57.806
4 -	46.762	25.396	1:12.158		98.73	0.935	16:34:09.964
5 -	***46.010***	25.213	***1:11.223***	**(1)**	***100.03***		***16:35:21.187***
6 -	46.178	***25.178***	1:11.356	**(2)**	99.84	0.133	16:36:32.543
7 -	46.283	25.431	1:11.714		99.34	0.491	16:37:44.257
8 -	46.274	25.546	1:11.820		99.20	0.597	16:38:56.077
9 -	46.579	25.407	1:11.986		98.97	0.763	16:40:08.063
10 -	46.734	25.460	1:12.194		98.68	0.971	16:41:20.257

BMCRC - MRO Championships - Rnd 6 @ Donington Park National

Helmet City MRO Supersport 600 inc Clubman 600

RACE 17 - SECTOR ANALYSIS

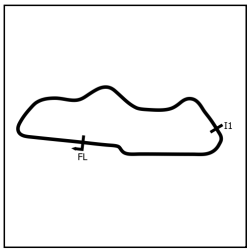

SECTOR 1 = FL to I1, SECTOR 2 = I1 to FL, DIFF = Difference To Personal Best Lap, P = Crossed Finish Line in Pit Lane, D = Time Disallowed

P5 **167** **Kyle JENKINS** Triumph 765 - RJS Superbike, Mclen & Co

IDEAL LAP TIME : 1:10.909 BEST LAP TIME : 1:10.909 DIFFERENCE : 0.000

LAP	SECTOR 1	SECTOR 2	LAP TIME		MPH	DIFF	TIME OF DAY
1 -		25.415	1:15.545		94.30	4.636	16:30:34.816
2 -	46.394	25.249	1:11.643	(3)	99.44	0.734	16:31:46.459
3 -	46.159	25.269	1:11.428	(2)	99.74	0.519	16:32:57.887
4 -	46.453	25.252	1:11.705		99.36	0.796	16:34:09.592
5 -	***45.879***	***25.030***	***1:10.909***	***(1)***	***100.47***		***16:35:20.501***
6 -	47.051	25.181	1:12.232		98.63	1.323	16:36:32.733
7 -	46.506	25.493	1:11.999		98.95	1.090	16:37:44.732
8 -	46.466	25.229	1:11.695		99.37	0.786	16:38:56.427
9 -	46.651	25.236	1:11.887		99.10	0.978	16:40:08.314
10 -	46.767	25.283	1:12.050		98.88	1.141	16:41:20.364

P6 **169** **Gareth CUNNINGHAM** - Hobbs Roofing

IDEAL LAP TIME : 1:11.361 BEST LAP TIME : 1:11.438 DIFFERENCE : 0.077

LAP	SECTOR 1	SECTOR 2	LAP TIME		MPH	DIFF	TIME OF DAY
1 -		25.681	1:16.069		93.65	4.631	16:30:35.340
2 -	46.156	25.442	1:11.598		99.50	0.160	16:31:46.938
3 -	46.051	25.411	1:11.462	(2)	99.69	0.024	16:32:58.400
4 -	46.574	25.358	1:11.932		99.04	0.494	16:34:10.332
5 -	***46.040***	25.398	***1:11.438***	***(1)***	***99.73***		***16:35:21.770***
6 -	46.276	***25.321***	1:11.597	(3)	99.51	0.159	16:36:33.367
7 -	46.315	26.653	1:12.968		97.64	1.530	16:37:46.335
8 -	46.436	25.969	1:12.405		98.39	0.967	16:38:58.740
9 -	46.743	25.547	1:12.290		98.55	0.852	16:40:11.030
10 -	46.568	25.729	1:12.297		98.54	0.859	16:41:23.327

P7 **56** **Michael MILLS** Yamaha R6 -

IDEAL LAP TIME : 1:11.816 BEST LAP TIME : 1:11.816 DIFFERENCE : 0.000

LAP	SECTOR 1	SECTOR 2	LAP TIME		MPH	DIFF	TIME OF DAY
1 -		26.073	1:18.473		90.79	6.657	16:30:37.744
2 -	47.522	25.967	1:13.489		96.94	1.673	16:31:51.233
3 -	46.818	25.891	1:12.709		97.98	0.893	16:33:03.942
4 -	46.605	26.054	1:12.659		98.05	0.843	16:34:16.601
5 -	46.547	25.631	1:12.178	(2)	98.70	0.362	16:35:28.779
6 -	46.564	25.653	1:12.217	(3)	98.65	0.401	16:36:40.996
7 -	***46.295***	***25.521***	***1:11.816***	***(1)***	***99.20***		***16:37:52.812***
8 -	46.768	26.690	1:13.458		96.98	1.642	16:39:06.270
9 -	46.784	25.781	1:12.565		98.18	0.749	16:40:18.835
10 -	46.310	26.089	1:12.399		98.40	0.583	16:41:31.234

P8 **78** **Keith POVAH** Yamaha R6 - @crap.sack give us a follow!

IDEAL LAP TIME : 1:12.449 BEST LAP TIME : 1:12.602 DIFFERENCE : 0.153

LAP	SECTOR 1	SECTOR 2	LAP TIME		MPH	DIFF	TIME OF DAY
1 -		25.725	1:16.374		93.28	3.772	16:30:35.645
2 -	46.776	25.826	***1:12.602***	***(1)***	***98.13***		***16:31:48.247***
3 -	47.209	25.751	1:12.960		97.65	0.358	16:33:01.207
4 -	46.986	***25.686***	1:12.672	(3)	98.03	0.070	16:34:13.879
5 -	46.853	26.012	1:12.865		97.77	0.263	16:35:26.744
6 -	***46.763***	25.894	1:12.657	(2)	98.05	0.055	16:36:39.401
7 -	46.852	26.021	1:12.873		97.76	0.271	16:37:52.274
8 -	47.148	26.438	1:13.586		96.82	0.984	16:39:05.860
9 -	47.230	25.989	1:13.219		97.30	0.617	16:40:19.079
10 -	47.287	26.201	1:13.488		96.94	0.886	16:41:32.567

BMCRC - MRO Championships - Rnd 6 @ Donington Park National

Helmet City MRO Supersport 600 inc Clubman 600

RACE 17 - SECTOR ANALYSIS

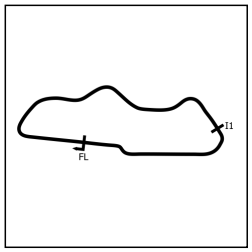

SECTOR 1 = FL to I1, SECTOR 2 = I1 to FL, DIFF = Difference To Personal Best Lap, P = Crossed Finish Line in Pit Lane, D = Time Disallowed

P9 96 C William HOWARTH Yamaha R6 -

IDEAL LAP TIME : 1:12.573 BEST LAP TIME : 1:12.573 DIFFERENCE : 0.000

LAP	SECTOR 1	SECTOR 2	LAP TIME		MPH	DIFF	TIME OF DAY
1 -		26.083	1:17.709		91.68	5.136	16:30:36.980
2 -	48.491	25.896	1:14.387		95.77	1.814	16:31:51.367
3 -	47.963	26.044	1:14.007		96.26	1.434	16:33:05.374
4 -	48.046	25.844	1:13.890		96.42	1.317	16:34:19.264
5 -	47.477	25.983	1:13.460		96.98	0.887	16:35:32.724
6 -	47.791	26.042	1:13.833		96.49	1.260	16:36:46.557
7 -	47.206	25.739	1:12.945	(2)	97.67	0.372	16:37:59.502
8 -	***47.056***	***25.517***	***1:12.573***	**(1)**	***98.17***		***16:39:12.075***
9 -	47.505	25.565	1:13.070	(3)	97.50	0.497	16:40:25.145
10 -	47.675	26.020	1:13.695		96.67	1.122	16:41:38.840

P10 442 Max DIXON Triumph 675 -

IDEAL LAP TIME : 1:12.092 BEST LAP TIME : 1:12.326 DIFFERENCE : 0.234

LAP	SECTOR 1	SECTOR 2	LAP TIME		MPH	DIFF	TIME OF DAY
1 -		26.341	1:19.674		89.42	7.348	16:30:38.945
2 -	47.504	26.194	1:13.698		96.67	1.372	16:31:52.643
3 -	47.693	26.418	1:14.111		96.13	1.785	16:33:06.754
4 -	47.552	25.856	1:13.408		97.05	1.082	16:34:20.162
5 -	47.380	25.957	1:13.337	(3)	97.14	1.011	16:35:33.499
6 -	47.823	26.177	1:14.000		96.27	1.674	16:36:47.499
7 -	47.307	26.271	1:13.578		96.83	1.252	16:38:01.077
8 -	47.828	25.993	1:13.821		96.51	1.495	16:39:14.898
9 -	47.091	***25.580***	1:12.671	(2)	98.03	0.345	16:40:27.569
10 -	***46.512***	25.814	***1:12.326***	**(1)**	***98.50***		***16:41:39.895***

P11 35 Kai DICKINSON Yamaha R6 - Dad

IDEAL LAP TIME : 1:12.675 BEST LAP TIME : 1:12.939 DIFFERENCE : 0.264

LAP	SECTOR 1	SECTOR 2	LAP TIME		MPH	DIFF	TIME OF DAY
1 -		26.643	1:20.164		88.87	7.225	16:30:39.435
2 -	47.845	25.919	1:13.764		96.58	0.825	16:31:53.199
3 -	47.509	26.283	1:13.792		96.55	0.853	16:33:06.991
4 -	47.510	26.130	1:13.640		96.74	0.701	16:34:20.631
5 -	47.205	25.896	1:13.101	(2)	97.46	0.162	16:35:33.732
6 -	47.661	26.189	1:13.850		96.47	0.911	16:36:47.582
7 -	47.344	25.990	1:13.334		97.15	0.395	16:38:00.916
8 -	47.757	***25.820***	1:13.577		96.83	0.638	16:39:14.493
9 -	47.147	25.983	1:13.130	(3)	97.42	0.191	16:40:27.623
10 -	***46.855***	26.084	***1:12.939***	**(1)**	***97.67***		***16:41:40.562***

P12 14 Jack MUIR -

IDEAL LAP TIME : 1:13.048 BEST LAP TIME : 1:13.173 DIFFERENCE : 0.125

LAP	SECTOR 1	SECTOR 2	LAP TIME		MPH	DIFF	TIME OF DAY
1 -		26.136	1:17.979		91.36	4.806	16:30:37.250
2 -	48.440	26.221	1:14.661		95.42	1.488	16:31:51.911
3 -	47.725	26.134	1:13.859		96.46	0.686	16:33:05.770
4 -	47.803	25.963	1:13.766		96.58	0.593	16:34:19.536
5 -	47.699	***25.858***	1:13.557	(2)	96.85	0.384	16:35:33.093
6 -	48.046	26.105	1:14.151		96.08	0.978	16:36:47.244
7 -	***47.190***	25.983	***1:13.173***	**(1)**	***97.36***		***16:38:00.417***
8 -	48.121	26.172	1:14.293		95.89	1.120	16:39:14.710
9 -	48.308	25.879	1:14.187		96.03	1.014	16:40:28.897
10 -	47.212	26.529	1:13.741	(3)	96.61	0.568	16:41:42.638

BMCRC - MRO Championships - Rnd 6 @ Donington Park National

Helmet City MRO Supersport 600 inc Clubman 600

RACE 17 - SECTOR ANALYSIS

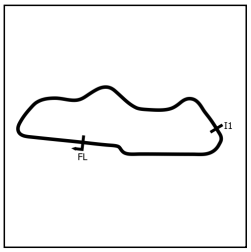

SECTOR 1 = FL to I1, SECTOR 2 = I1 to FL, DIFF = Difference To Personal Best Lap, P = Crossed Finish Line in Pit Lane, D = Time Disallowed

P13 71 C James MAY — Triumph 765 EVO - Jm Racing

IDEAL LAP TIME : 1:13.098 BEST LAP TIME : 1:13.268 DIFFERENCE : 0.170

LAP	SECTOR 1	SECTOR 2	LAP TIME	MPH	DIFF	TIME OF DAY
1 -		26.647	1:19.870	89.20	6.602	16:30:39.141
2 -	47.992	26.551	1:14.543	95.57	1.275	16:31:53.684
3 -	47.602	26.091	1:13.693	96.68	0.425	16:33:07.377
4 -	47.838	26.053	1:13.891	96.42	0.623	16:34:21.268
5 -	47.172	26.096	***1:13.268*** **(1)**	***97.24***		***16:35:34.536***
6 -	47.524	26.261	1:13.785	96.55	0.517	16:36:48.321
7 -	47.368	26.063	1:13.431 **(3)**	97.02	0.163	16:38:01.752
8 -	47.542	26.091	1:13.633	96.75	0.365	16:39:15.385
9 -	48.167	***26.027***	1:14.194	96.02	0.926	16:40:29.579
10 -	***47.071***	26.312	1:13.383 **(2)**	97.08	0.115	16:41:42.962

P14 50 Aditya BEHAL — Kawasaki ZX6R -

IDEAL LAP TIME : 1:13.274 BEST LAP TIME : 1:13.485 DIFFERENCE : 0.211

LAP	SECTOR 1	SECTOR 2	LAP TIME	MPH	DIFF	TIME OF DAY
1 -		26.313	1:19.118	90.05	5.633	16:30:38.389
2 -	47.943	26.080	1:14.023	96.24	0.538	16:31:52.412
3 -	48.192	26.201	1:14.393	95.77	0.908	16:33:06.805
4 -	47.416	26.114	1:13.530 **(3)**	96.89	0.045	16:34:20.335
5 -	47.850	***25.895***	1:13.745	96.61	0.260	16:35:34.080
6 -	47.528	26.234	1:13.762	96.58	0.277	16:36:47.842
7 -	47.596	25.925	1:13.521 **(2)**	96.90	0.036	16:38:01.363
8 -	48.281	26.041	1:14.322	95.86	0.837	16:39:15.685
9 -	48.069	26.021	1:14.090	96.16	0.605	16:40:29.775
10 -	***47.379***	26.106	***1:13.485*** **(1)**	***96.95***		***16:41:43.260***

P15 19 Tyler DONOVAN — Yamaha R6 - TMT Racing

IDEAL LAP TIME : 1:13.416 BEST LAP TIME : 1:13.427 DIFFERENCE : 0.011

LAP	SECTOR 1	SECTOR 2	LAP TIME	MPH	DIFF	TIME OF DAY
1 -		26.430	1:18.879	90.32	5.452	16:30:38.150
2 -	47.724	26.214	1:13.938	96.35	0.511	16:31:52.088
3 -	47.753	26.335	1:14.088	96.16	0.661	16:33:06.176
4 -	47.611	26.077	1:13.688 **(3)**	96.68	0.261	16:34:19.864
5 -	47.594	***25.949***	1:13.543 **(2)**	96.87	0.116	16:35:33.407
6 -	47.499	26.267	1:13.766	96.58	0.339	16:36:47.173
7 -	***47.467***	25.960	***1:13.427*** **(1)**	***97.03***		***16:38:00.600***
8 -	47.724	26.752	1:14.476	95.66	1.049	16:39:15.076
9 -	48.240	26.078	1:14.318	95.86	0.891	16:40:29.394
10 -	47.575	26.516	1:14.091	96.16	0.664	16:41:43.485

P16 54 Jake ANDERTON — Kawasaki ZX636 - In Loving Memory of Baby Axel

IDEAL LAP TIME : 1:13.727 BEST LAP TIME : 1:13.836 DIFFERENCE : 0.109

LAP	SECTOR 1	SECTOR 2	LAP TIME	MPH	DIFF	TIME OF DAY
1 -		26.693	1:20.542	88.45	6.706	16:30:39.813
2 -	48.223	26.250	1:14.473	95.66	0.637	16:31:54.286
3 -	***47.665***	26.171	***1:13.836*** **(1)**	***96.49***		***16:33:08.122***
4 -	47.861	26.457	1:14.318	95.86	0.482	16:34:22.440
5 -	48.197	26.337	1:14.534	95.58	0.698	16:35:36.974
6 -	48.181	26.281	1:14.462	95.68	0.626	16:36:51.436
7 -	47.916	26.109	1:14.025 **(3)**	96.24	0.189	16:38:05.461
8 -	48.221	26.169	1:14.390	95.77	0.554	16:39:19.851
9 -	47.926	***26.062***	1:13.988 **(2)**	96.29	0.152	16:40:33.839
10 -	48.069	26.297	1:14.366	95.80	0.530	16:41:48.205

BMCRC - MRO Championships - Rnd 6 @ Donington Park National

Helmet City MRO Supersport 600 inc Clubman 600

RACE 17 - SECTOR ANALYSIS

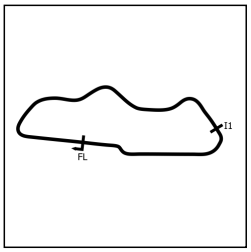

SECTOR 1 = FL to I1, SECTOR 2 = I1 to FL, DIFF = Difference To Personal Best Lap, P = Crossed Finish Line in Pit Lane, D = Time Disallowed

P17 **221** **C** **Keaten LEATHERLAND** Yamaha R6 - GL Fabrications Racing/ Complete Engineering Se

IDEAL LAP TIME : 1:13.782 BEST LAP TIME : 1:13.847 DIFFERENCE : 0.065

LAP	SECTOR 1	SECTOR 2	LAP TIME	MPH	DIFF	TIME OF DAY
1 -		27.144	1:20.077	88.97	6.230	16:30:39.348
2 -	48.184	26.332	1:14.516	95.61	0.669	16:31:53.864
3 -	47.914	26.502	1:14.416	95.74	0.569	16:33:08.280
4 -	47.938	26.342	1:14.280 **(2)**	95.91	0.433	16:34:22.560
5 -	48.273	26.386	1:14.659	95.42	0.812	16:35:37.219
6 -	48.388	26.294	1:14.682	95.39	0.835	16:36:51.901
7 -	***47.657***	26.190	***1:13.847*** **(1)**	***96.47***		***16:38:05.748***
8 -	48.229	***26.125***	1:14.354	95.82	0.507	16:39:20.102
9 -	47.994	26.302	1:14.296 **(3)**	95.89	0.449	16:40:34.398
10 -	48.507	26.640	1:15.147	94.80	1.300	16:41:49.545

P18 **115** **C** **Brian MAHER** Yamaha R6 - Spraytech /Espresso Solutions

IDEAL LAP TIME : 1:14.689 BEST LAP TIME : 1:14.817 DIFFERENCE : 0.128

LAP	SECTOR 1	SECTOR 2	LAP TIME	MPH	DIFF	TIME OF DAY
1 -		26.725	1:20.858	88.11	6.041	16:30:40.129
2 -	48.638	***26.266***	1:14.904 **(2)**	95.11	0.087	16:31:55.033
3 -	***48.423***	26.394	***1:14.817*** **(1)**	***95.22***		***16:33:09.850***
4 -	48.587	26.590	1:15.177	94.77	0.360	16:34:25.027
5 -	48.547	26.372	1:14.919 **(3)**	95.09	0.102	16:35:39.946
6 -	48.672	26.401	1:15.073	94.90	0.256	16:36:55.019
7 -	48.837	26.643	1:15.480	94.39	0.663	16:38:10.499
8 -	48.748	26.570	1:15.318	94.59	0.501	16:39:25.817
9 -	48.549	26.588	1:15.137	94.82	0.320	16:40:40.954
10 -	48.952	27.181	1:16.133	93.58	1.316	16:41:57.087

P19 **135** **C** **Adam FORBES** Yamaha R6 - Currie racing

IDEAL LAP TIME : 1:14.435 BEST LAP TIME : 1:14.806 DIFFERENCE : 0.371

LAP	SECTOR 1	SECTOR 2	LAP TIME	MPH	DIFF	TIME OF DAY
1 -		27.165	1:21.367	87.56	6.561	16:30:40.638
2 -	48.724	26.625	1:15.349	94.55	0.543	16:31:55.987
3 -	48.310	26.496	***1:14.806*** **(1)**	***95.24***		***16:33:10.793***
4 -	48.967	26.592	1:15.559	94.29	0.753	16:34:26.352
5 -	49.120	26.779	1:15.899	93.87	1.093	16:35:42.251
6 -	49.087	***26.442***	1:15.529	94.32	0.723	16:36:57.780
7 -	48.596	26.457	1:15.053 **(2)**	94.92	0.247	16:38:12.833
8 -	48.553	26.509	1:15.062 **(3)**	94.91	0.256	16:39:27.895
9 -	***47.993***	27.404	1:15.397	94.49	0.591	16:40:43.292
10 -	48.813	26.919	1:15.732	94.07	0.926	16:41:59.024

P20 **8** **C** **Oliver NUNN** Yamaha R6 - Intertechnic UK

IDEAL LAP TIME : 1:14.291 BEST LAP TIME : 1:14.975 DIFFERENCE : 0.684

LAP	SECTOR 1	SECTOR 2	LAP TIME	MPH	DIFF	TIME OF DAY
1 -		26.640	1:21.978	86.90	7.003	16:30:41.249
2 -	48.829	***26.272***	1:15.101 **(3)**	94.86	0.126	16:31:56.350
3 -	48.592	26.489	1:15.081 **(2)**	94.89	0.106	16:33:11.431
4 -	48.612	26.540	1:15.152	94.80	0.177	16:34:26.583
5 -	49.187	26.582	1:15.769	94.03	0.794	16:35:42.352
6 -	49.247	26.429	1:15.676	94.14	0.701	16:36:58.028
7 -	48.662	26.622	1:15.284	94.63	0.309	16:38:13.312
8 -	48.368	26.840	1:15.208	94.73	0.233	16:39:28.520
9 -	***48.019***	26.956	***1:14.975*** **(1)**	***95.02***		***16:40:43.495***
10 -	48.909	26.695	1:15.604	94.23	0.629	16:41:59.099

BMCRC - MRO Championships - Rnd 6 @ Donington Park National

Helmet City MRO Supersport 600 inc Clubman 600

RACE 17 - SECTOR ANALYSIS

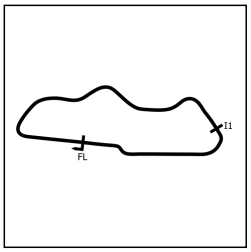

SECTOR 1 = FL to I1, SECTOR 2 = I1 to FL, DIFF = Difference To Personal Best Lap, P = Crossed Finish Line in Pit Lane, D = Time Disallowed

P21 63 George ANDERSON — Yamaha R6 - JE Technical Ltd

IDEAL LAP TIME : 1:15.542 BEST LAP TIME : 1:15.839 DIFFERENCE : 0.297

LAP	SECTOR 1	SECTOR 2	LAP TIME	MPH	DIFF	TIME OF DAY
1 -		26.684	1:22.411	86.45	6.572	16:30:41.682
2 -	49.542	26.856	1:16.398	93.25	0.559	16:31:58.080
3 -	49.084	26.983	1:16.067	93.66	0.228	16:33:14.147
4 -	***48.957***	26.882	***1:15.839*** **(1)**	***93.94***		***16:34:29.986***
5 -	49.114	26.727	1:15.841 **(2)**	93.94	0.002	16:35:45.827
6 -	49.350	***26.585***	1:15.935 **(3)**	93.82	0.096	16:37:01.762
7 -	49.227	26.754	1:15.981	93.76	0.142	16:38:17.743
8 -	49.203	26.812	1:16.015	93.72	0.176	16:39:33.758
9 -	49.028	26.936	1:15.964	93.78	0.125	16:40:49.722
10 -	49.304	26.754	1:16.058	93.67	0.219	16:42:05.780

P22 117 C Ben JENNISON — Triumph Daytona 675 -

IDEAL LAP TIME : 1:15.446 BEST LAP TIME : 1:15.524 DIFFERENCE : 0.078

LAP	SECTOR 1	SECTOR 2	LAP TIME	MPH	DIFF	TIME OF DAY
1 -		27.295	1:23.270	85.56	7.746	16:30:42.541
2 -	49.634	27.445	1:17.079	92.43	1.555	16:31:59.620
3 -	49.060	27.545	1:16.605	93.00	1.081	16:33:16.225
4 -	50.047	27.203	1:17.250	92.22	1.726	16:34:33.475
5 -	49.073	27.085	1:16.158	93.55	0.634	16:35:49.633
6 -	49.100	26.951	1:16.051 **(3)**	93.68	0.527	16:37:05.684
7 -	48.799	***26.725***	***1:15.524*** **(1)**	***94.33***		***16:38:21.208***
8 -	***48.721***	27.045	1:15.766 **(2)**	94.03	0.242	16:39:36.974
9 -	49.408	27.125	1:16.533	93.09	1.009	16:40:53.507
10 -	49.353	26.989	1:16.342	93.32	0.818	16:42:09.849

P23 74 C Tom VAUGHAN — Yamaha R6 - Stockbridge Trading Ltd,Lamonde Automation

IDEAL LAP TIME : 1:17.023 BEST LAP TIME : 1:17.163 DIFFERENCE : 0.140

LAP	SECTOR 1	SECTOR 2	LAP TIME	MPH	DIFF	TIME OF DAY
1 -		27.175	1:24.252	84.56	7.089	16:30:43.523
2 -	50.413	***26.750***	***1:17.163*** **(1)**	***92.33***		***16:32:00.686***
3 -	***50.273***	27.228	1:17.501 **(2)**	91.92	0.338	16:33:18.187
4 -	50.767	27.273	1:18.040	91.29	0.877	16:34:36.227
5 -	50.801	27.208	1:18.009 **(3)**	91.33	0.846	16:35:54.236
6 -	51.452	27.688	1:19.140	90.02	1.977	16:37:13.376
7 -	51.264	27.614	1:18.878	90.32	1.715	16:38:32.254
8 -	51.568	27.918	1:19.486	89.63	2.323	16:39:51.740
9 -	51.720	28.100	1:19.820	89.25	2.657	16:41:11.560
10 -	53.866	29.655	1:23.521	85.30	6.358	16:42:35.081

P24 84 C George HIGGINS — Yamaha R6 - Aztec Racing

IDEAL LAP TIME : 1:21.154 BEST LAP TIME : 1:21.154 DIFFERENCE : 0.000

LAP	SECTOR 1	SECTOR 2	LAP TIME	MPH	DIFF	TIME OF DAY
1 -		28.941	1:27.785	81.15	6.631	16:30:47.056
2 -	***52.625***	***28.529***	***1:21.154*** **(1)**	***87.79***		***16:32:08.210***
3 -	53.000	28.976	1:21.976	86.91	0.822	16:33:30.186
4 -	53.376	29.029	1:22.405	86.45	1.251	16:34:52.591
5 -	52.978	29.051	1:22.029	86.85	0.875	16:36:14.620
6 -	53.299	29.123	1:22.422	86.44	1.268	16:37:37.042
7 -	53.001	28.933	1:21.934 **(3)**	86.95	0.780	16:38:58.976
8 -	52.845	29.122	1:21.967	86.92	0.813	16:40:20.943
9 -	52.824	29.085	1:21.909 **(2)**	86.98	0.755	16:41:42.852

BMCRC - MRO Championships - Rnd 6 @ Donington Park National

Helmet City MRO Supersport 600 inc Clubman 600

RACE 17 - SECTOR ANALYSIS

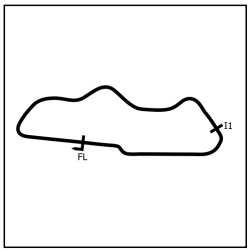

SECTOR 1 = FL to I1, SECTOR 2 = I1 to FL, DIFF = Difference To Personal Best Lap, P = Crossed Finish Line in Pit Lane, D = Time Disallowed

P25 49 C Thomas GALLAGHER Yamaha YZF R6 - TG Cad Services Ltd

IDEAL LAP TIME : 1:21.978 BEST LAP TIME : 1:22.628 DIFFERENCE : 0.650

LAP	SECTOR 1	SECTOR 2	LAP TIME		MPH	DIFF	TIME OF DAY
1 -		28.856	1:29.211		79.86	6.583	16:30:48.482
2 -	***53.603***	29.089	1:22.692	**(2)**	86.15	0.064	16:32:11.174
3 -	54.028	29.039	1:23.067	**(3)**	85.76	0.439	16:33:34.241
4 -	54.413	28.841	1:23.254		85.57	0.626	16:34:57.495
5 -	54.780	29.340	1:24.120		84.69	1.492	16:36:21.615
6 -	55.281	29.543	1:24.824		83.99	2.196	16:37:46.439
7 -	54.881	29.294	1:24.175		84.64	1.547	16:39:10.614
8 -	54.253	***28.375***	***1:22.628***	**(1)**	***86.22***		***16:40:33.242***
9 -	54.726	29.122	1:23.848		84.97	1.220	16:41:57.090

P26 79 Thomas GARNER Yamaha R6 -

IDEAL LAP TIME : 1:13.969 BEST LAP TIME : 1:14.657 DIFFERENCE : 0.688

LAP	SECTOR 1	SECTOR 2	LAP TIME		MPH	DIFF	TIME OF DAY
1 -		26.701	1:21.873		87.02	7.216	16:30:41.144
2 -	49.940	26.654	1:16.594		93.01	1.937	16:31:57.738
3 -	48.650	26.461	1:15.111		94.85	0.454	16:33:12.849
4 -	48.796	26.186	1:14.982	**(3)**	95.01	0.325	16:34:27.831
5 -	48.327	26.654	1:14.981	**(2)**	95.01	0.324	16:35:42.812
6 -	49.507	26.235	1:15.742		94.06	1.085	16:36:58.554
7 -	48.491	***26.166***	***1:14.657***	**(1)**	***95.43***		***16:38:13.211***
8 -	48.652	26.587	1:15.239		94.69	0.582	16:39:28.450
9 -	***47.803***						

P27 331 Tim BURROWS Yamaha R6 -

IDEAL LAP TIME : 1:15.857 BEST LAP TIME : 1:15.857 DIFFERENCE : 0.000

LAP	SECTOR 1	SECTOR 2	LAP TIME		MPH	DIFF	TIME OF DAY
1 -		27.010	1:23.568		85.25	7.711	16:30:42.839
2 -	50.074	27.055	1:17.129	**(2)**	92.37	1.272	16:31:59.968
3 -	***49.050***	***26.807***	***1:15.857***	**(1)**	***93.92***		***16:33:15.825***

BMCRC - MRO Championships - Rnd 6 @ Donington Park National

Helmet City MRO Supersport 600 inc Clubman 600

RACE 17 - BEST SECTORS

	SECTOR 1		SECTOR 2	
POS	NO	TIME	NO	TIME
1	**76**	**45.584**	**122**	**24.931**
2	**122**	**45.615**	**167**	**25.030**
3	**167**	**45.879**	**76**	**25.108**
4	**48**	**46.010**	**48**	**25.178**
5	**91**	**46.035**	**91**	**25.180**
6	**169**	**46.040**	**169**	**25.321**
7	**56**	**46.295**	**96**	**25.517**
8	**442**	**46.512**	**56**	**25.521**
9	**78**	**46.763**	**442**	**25.580**
10	**35**	**46.855**	**78**	**25.686**
11	**96**	**47.056**	**35**	**25.820**
12	**71**	**47.071**	**14**	**25.858**
13	**14**	**47.190**	**50**	**25.895**
14	**50**	**47.379**	**19**	**25.949**
15	**19**	**47.467**	**71**	**26.027**
16	**221**	**47.657**	**54**	**26.062**
17	**54**	**47.665**	**221**	**26.125**
18	**79**	**47.803**	**79**	**26.166**
19	**135**	**47.993**	**115**	**26.266**
20	**8**	**48.019**	**8**	**26.272**
21	**115**	**48.423**	**135**	**26.442**
22	**117**	**48.721**	**63**	**26.585**
23	**63**	**48.957**	**117**	**26.725**
24	**331**	**49.050**	**74**	**26.750**
25	**74**	**50.273**	**331**	**26.807**
26	**84**	**52.625**	**49**	**28.375**
27	**49**	**53.603**	**84**	**28.529**

IDEAL / BEST COMPARISON

				IDEAL	BEST	DIFF
			PERFECT LAP	**1:10.515**		
1	**122**	WILKINSON		1:10.546	1:10.638	**0.092**
2	**76**	JOHNSON		1:10.692	1:10.849	**0.157**
3	**167**	JENKINS		1:10.909	1:10.909	**0.000**
4	**48**	FORREST		1:11.188	1:11.223	**0.035**
5	**91**	HIRST		1:11.215	1:11.253	**0.038**
6	**169**	CUNNINGHAM		1:11.361	1:11.438	**0.077**
7	**56**	MILLS		1:11.816	1:11.816	**0.000**
8	**442**	DIXON		1:12.092	1:12.326	**0.234**
9	**78**	POVAH		1:12.449	1:12.602	**0.153**
10	**96**	HOWARTH		1:12.573	1:12.573	**0.000**
11	**35**	DICKINSON		1:12.675	1:12.939	**0.264**
12	**14**	MUIR		1:13.048	1:13.173	**0.125**
13	**71**	MAY		1:13.098	1:13.268	**0.170**
14	**50**	BEHAL		1:13.274	1:13.485	**0.211**
15	**19**	DONOVAN		1:13.416	1:13.427	**0.011**
16	**54**	ANDERTON		1:13.727	1:13.836	**0.109**
17	**221**	LEATHERLAND		1:13.782	1:13.847	**0.065**
18	**79**	GARNER		1:13.969	1:14.657	**0.688**
19	**8**	NUNN		1:14.291	1:14.975	**0.684**
20	**135**	FORBES		1:14.435	1:14.806	**0.371**
21	**115**	MAHER		1:14.689	1:14.817	**0.128**
22	**117**	JENNISON		1:15.446	1:15.524	**0.078**
23	**63**	ANDERSON		1:15.542	1:15.839	**0.297**
24	**331**	BURROWS		1:15.857	1:15.857	**0.000**
25	**74**	VAUGHAN		1:17.023	1:17.163	**0.140**
26	**84**	HIGGINS		1:21.154	1:21.154	**0.000**
27	**49**	GALLAGHER		1:21.978	1:22.628	**0.650**

Weather / Track : Cloudy / Dry

Donington Park National: 1.9790 miles
Date: 26/07/2026 Start: 16:29 Finish: 16:41

Results can be found at www.tsl-timing.com

Printed - 16:43 Sunday, 26 July 2026

BMCRC - MRO Championships - Rnd 6 @ Donington Park National

Helmet City MRO Supersport 600 inc Clubman 600

RACE 17 - STATISTICS

Competitors Started	27
Planned Start	2026-07-26 @ 16:15:00.000
Actual Start	2026-07-26 @ 16:29:19.270
Finish Time	2026-07-26 @ 16:41:11.740
Track Length	1.9790mi.
Total Laps	259
Total Distance Covered	512.5784mi.

Session Fastest Lap History

NO	CL	NAME	LAP TIME	TIME OF DAY	LAP	VEHICLE
122		**Ted WILKINSON**	**1:10.655**	16:31:43.878	2	Honda CBR 600 RR
122		**Ted WILKINSON**	**1:10.638**	16:32:54.516	3	Honda CBR 600 RR

Session Leader History

NO	CL	NAME	FROM LAP	LAPS LED	DISTANCE	VEHICLE
122		**Ted WILKINSON**	1	10	19.75 miles	Honda CBR 600 RR

Flag History

TYPE	TIME OF DAY
GREEN	16:29:19.270
FINISH	16:41:11.740

Flag Statistics

TYPE	COUNT	TOTAL LAPS	TOTAL TIME
Green	1	10	13:21.986
Red	0	0	0.000
Safety Car	0	0	0.000
FCY	0	0	0.000

BMCRC - MRO Championships - Rnd 6 @ Donington Park National

Helmet City MRO Supersport 600 inc Clubman 600

RACE 17 - STATISTICS

CLASS : 17 Starters

Fastest Lap History

NO	NAME	LAP TIME	TIME OF DAY	LAP	VEHICLE
122	**Ted WILKINSON**	**1:10.655**	16:31:43.878	2	Honda CBR 600 RR
122	**Ted WILKINSON**	**1:10.638**	16:32:54.516	3	Honda CBR 600 RR

Leader History

NO	NAME	FROM LAP	LAPS LED	DISTANCE	VEHICLE
122	**Ted WILKINSON**	1	10	19.75 miles	Honda CBR 600 RR

BMCRC - MRO Championships - Rnd 6 @ Donington Park National

Helmet City MRO Supersport 600 inc Clubman 600

RACE 17 - STATISTICS

CLASS : C

10 Starters

Fastest Lap History

NO	NAME	LAP TIME	TIME OF DAY	LAP	VEHICLE
96	**William HOWARTH**	**1:14.387**	16:31:51.367	2	Yamaha R6
96	**William HOWARTH**	**1:14.007**	16:33:05.374	3	Yamaha R6
71	**James MAY**	**1:13.693**	16:33:07.377	3	Triumph 765 EVO
96	**William HOWARTH**	**1:13.460**	16:35:32.724	5	Yamaha R6
71	**James MAY**	**1:13.268**	16:35:34.536	5	Triumph 765 EVO
96	**William HOWARTH**	**1:12.945**	16:37:59.502	7	Yamaha R6
96	**William HOWARTH**	**1:12.573**	16:39:12.075	8	Yamaha R6

Leader History

NO	NAME	FROM LAP	LAPS LED	DISTANCE	VEHICLE
96	**William HOWARTH**	1	10	19.75 miles	Yamaha R6

Weather / Track : Cloudy / Dry

Donington Park National: 1.9790 miles
Date: 26/07/2026 Start: 16:29 Finish: 16:41

PROPERLY PROTECTED MRO MINITWINS & BMCRC ROOKIE MINITWINS

BMCRC-MRO Championships – Round 6

Donington Park National

25th / 26th July 2026

Timing & Results Provided by Timing Solutions Ltd

www.tsl-timing.com

Donington Park National Circuit

Castle Donington, Derby, UK

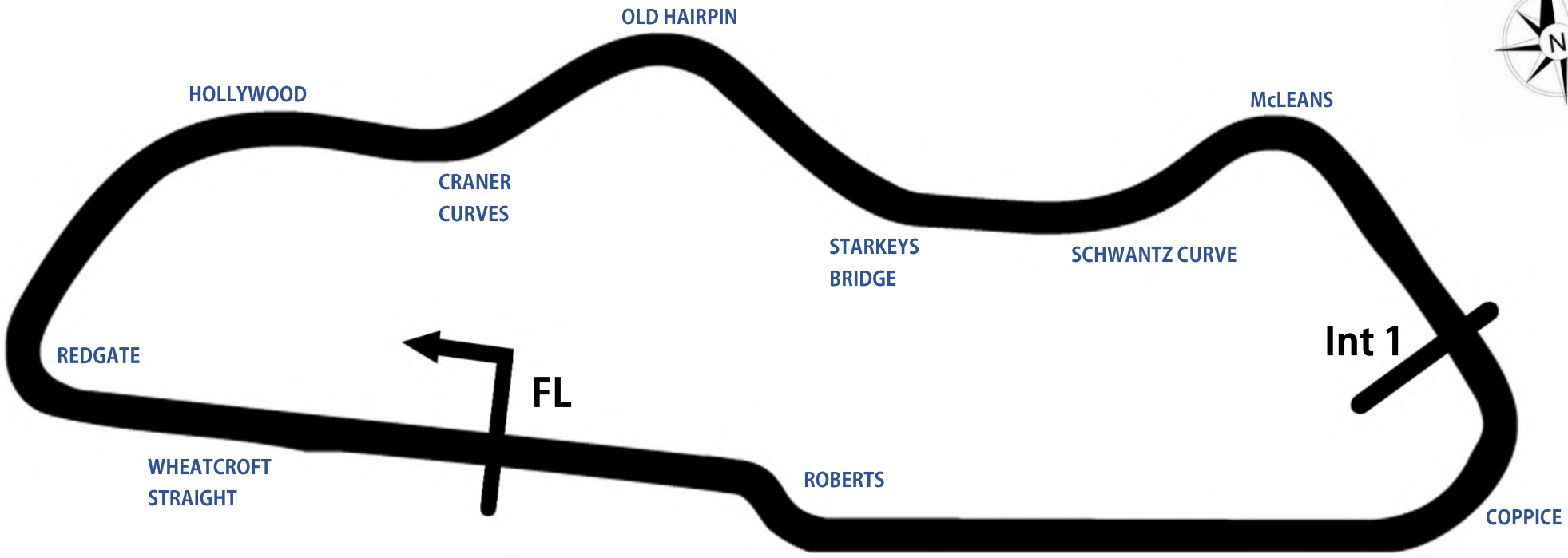

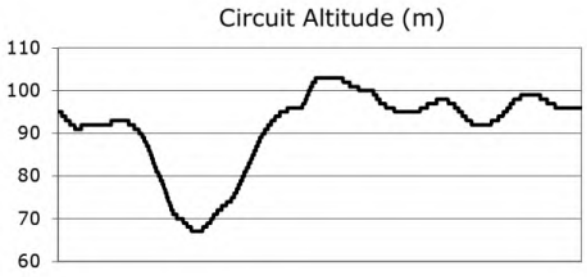

Length	1.9790 miles | 3.185 km | 3185m		
FL	Start @ 60m	52.82971 N	1.37867 W
Int 1	2096m	52.82978 N	1.36508 W
Pit Entry	3158m	52.82951 N	1.37832 W
Pit Exit	229m after FL	52.82996 N	1.38205 W
Pit Entry - Pit Exit	256m, 18.4s @ 50kph, 15.3s @ 60kph		

Results & Live Timing available at – www.tsl-timing.com

Updated - 24/01/2024 10:46

BMCRC - MRO Championships - Rnd 6 @ Donington Park National

MRO Minitwins & Rookie Minitwins

QUALIFYING - CLASSIFICATION

POS	NO	CL	PIC	NAME	ENTRY	TIME	ON	LAPS	GAP	DIFF	MPH
1	660		1	Ronnie HARRIS	Suzuki SV650 - Team Harris Racing	1:15.687	6	8			94.13
2	333		2	David LINDEMANN	Suzuki SV650 - Giraffe Decorators	1:15.739	7	8	0.052	0.052	94.06
3	141		3	Bill HARRIS	Suzuki SV650 - Team Harris Racing	1:15.790	6	8	0.103	0.051	94.00
4	112		4	James NAGY	Suzuki SV650 - Nagy Racing	1:16.644	7	8	0.957	0.854	92.95
5	24	RMT	1	Jack NOBLE	Suzuki SV650 -	1:16.812	7	8	1.125	0.168	92.75
6	27		5	Jack BETTIS	Suzuki SV650 - NB Toolmaking, Upfront Property Servi	1:16.825	7	8	1.138	0.013	92.73
7	33		6	Steve COSTIN	Suzuki SV650 WET - Surrey Motorcycles / Traq72 Race	1:17.014	4	8	1.327	0.189	92.51
8	66		7	Mitch DUCRAN	Suzuki SV650 - JP Haulage / Black Widow Exhausts	1:17.366	6	7	1.679	0.352	92.09
9	96		8	William HOWARTH	Suzuki SV650 -	1:17.487	7	7	1.800	0.121	91.94
10	79	RMT	2	Conor WOLFF	Suzuki SV650 -	1:17.755	4	8	2.068	0.268	91.62
11	11*	RMT	3	Alfie GARROD	Suzuki SV650 - ATP Motorsport	1:19.157	7	7	3.470	1.402	90.00
12	944		9	Bradley HOPKINSON	Suzuki SV650 - B&D racing	1:19.664	7	7	3.977	0.507	89.43
13	162		10	Max PRIESTLEY	Suzuki SV650 -	1:20.170	6	8	4.483	0.506	88.86
14	19		11	Kevin LILLEY	Suzuki SV650 - Trafalgar Cleaning Eqpt. / Steve Jordar	1:20.200	5	7	4.513	0.030	88.83
15	22		12	Darren DOWDS	Suzuki SV650 - Sublime Dsg Ltd	1:20.255	7	7	4.568	0.055	88.77
16	166		13	Ben KING	Suzuki SV650 - Stour valley game	1:20.335	7	7	4.648	0.080	88.68
17	164		14	Adam FEARNLEY	Suzuki SV650 -	1:20.501	5	6	4.814	0.166	88.50
18	109		15	Logan PARSONS	Suzuki SV650 - IMP Racing & Log Racing	1:20.652	5	7	4.965	0.151	88.33
19	81		16	Malvern MAY	Suzuki SV650 - IMP racing	1:20.956	4	7	5.269	0.304	88.00
20	36	RMT	4	Scott ELLIOTT	Suzuki SV650 - Sprockets Racing	1:21.406	4	6	5.719	0.450	87.51
21	762	RMT	5	Lawrence SHORT	Suzuki SV650 -	1:21.966	6	7	6.279	0.560	86.92
22	471		17	David WALL	Suzuki SV650 - B&D Racing	1:23.157	5	7	7.470	1.191	85.67
23	119		18	Simon HEALEY	Suzuki SV650 - Popular Tyres Ltd / Steam Packet	1:23.267	4	7	7.580	0.110	85.56
24	34		19	Andrew JOHNSON	Suzuki SV650 - Rose & Charlie Racing	1:24.419	5	7	8.732	1.152	84.39
25	51		20	Andrew DURANT	Suzuki SV650 -	1:25.295	7	7	9.608	0.876	83.52
26	68	RMT	6	Samuel BOYES	Suzuki SV650 -	1:25.469	7	7	9.782	0.174	83.35
27	999		21	Tony NORRIS	Kawasaki ER6 - Humber Moto Breakers Ltd.	1:26.149	6	7	10.462	0.680	82.70
28	128	RMT	7	Brannon WHIBLEY	Suzuki SV650 SK1 -	1:27.349	2	3	11.662	1.200	81.56
29	17	RMT	8	Simon FEARNLEY	Suzuki SV650 - Advanced Driver Training	1:28.022	3	7	12.335	0.673	80.94
30	88	RMT	9	Lance JORDAN	Suzuki SV650 -	1:28.690	3	4	13.003	0.668	80.33
31	53	RMT	10	Alex ELLAR	Suzuki SV650 -	1:28.851	7	7	13.164	0.161	80.18

#11 - No working transponder, please fix for racing.

Weather / Track : Bright / Dry

These results are provisional until the conclusion of any judicial and technical matters.

Date: 25/07/2026 Start: 11:47 Finish: 11:57

Donington Park National: 1.9790 miles

Clerk Of Course: Caroline Patterson / Andy Brown	Timekeeper: Richard Evans	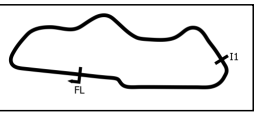

Results can be found at www.tsl-timing.com

Printed - 11:59 Saturday, 25 July 2026

BMCRC - MRO Championships - Rnd 6 @ Donington Park National

MRO Minitwins & Rookie Minitwins

QUALIFYING - SECTOR ANALYSIS

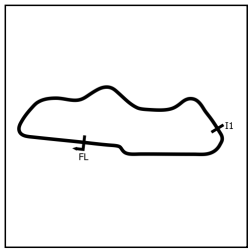

SECTOR 1 = FL to I1, SECTOR 2 = I1 to FL, DIFF = Difference To Personal Best Lap, P = Crossed Finish Line in Pit Lane, D = Time Disallowed

P1 660 Ronnie HARRIS — Suzuki SV650 - Team Harris Racing

IDEAL LAP TIME : 1:15.356 BEST LAP TIME : 1:15.687 DIFFERENCE : 0.331

LAP	SECTOR 1	SECTOR 2	LAP TIME	MPH	DIFF	TIME OF DAY
1 -	53.377	27.749	1:21.126	87.82	5.439	11:49:02.577
2 -	49.308	27.199	1:16.507	93.12	0.820	11:50:19.084
3 -	49.600	27.517	1:17.117	92.38	1.430	11:51:36.201
4 -	49.335	27.393	1:16.728	92.85	1.041	11:52:52.929
5 -	49.274	27.033	1:16.307 (3)	93.36	0.620	11:54:09.236
6 -	***48.503***	27.184	***1:15.687*** (1)	***94.13***		***11:55:24.923***
7 -	48.922	***26.853***	1:15.775 (2)	94.02	0.088	11:56:40.698
8 -	49.176	27.433	1:16.609	93.00	0.922	11:57:57.307

P2 333 David LINDEMANN — Suzuki SV650 - Giraffe Decorators

IDEAL LAP TIME : 1:15.652 BEST LAP TIME : 1:15.739 DIFFERENCE : 0.087

LAP	SECTOR 1	SECTOR 2	LAP TIME	MPH	DIFF	TIME OF DAY
1 -	52.886	28.346	1:21.232	87.70	5.493	11:49:08.228
2 -	49.983	27.436	1:17.419	92.02	1.680	11:50:25.647
3 -	49.098	27.035	1:16.133	93.58	0.394	11:51:41.780
4 -	49.133	27.571	1:16.704	92.88	0.965	11:52:58.484
5 -	48.937	27.050	1:15.987 (3)	93.76	0.248	11:54:14.471
6 -	49.234	27.392	1:16.626	92.97	0.887	11:55:31.097
7 -	***48.737***	27.002	***1:15.739*** (1)	***94.06***		***11:56:46.836***
8 -	48.860	***26.915***	1:15.775 (2)	94.02	0.036	11:58:02.611

P3 141 Bill HARRIS — Suzuki SV650 - Team Harris Racing

IDEAL LAP TIME : 1:15.776 BEST LAP TIME : 1:15.790 DIFFERENCE : 0.014

LAP	SECTOR 1	SECTOR 2	LAP TIME	MPH	DIFF	TIME OF DAY
1 -	52.248	28.313	1:20.561	88.43	4.771	11:49:00.876
2 -	50.330	27.615	1:17.945	91.40	2.155	11:50:18.821
3 -	49.672	27.538	1:17.210	92.27	1.420	11:51:36.031
4 -	49.299	27.311	1:16.610 (3)	92.99	0.820	11:52:52.641
5 -	49.407	27.380	1:16.787	92.78	0.997	11:54:09.428
6 -	***48.819***	26.971	***1:15.790*** (1)	***94.00***		***11:55:25.218***
7 -	48.859	***26.957***	1:15.816 (2)	93.97	0.026	11:56:41.034
8 -	49.842	27.477	1:17.319	92.14	1.529	11:57:58.353

P4 112 James NAGY — Suzuki SV650 - Nagy Racing

IDEAL LAP TIME : 1:16.644 BEST LAP TIME : 1:16.644 DIFFERENCE : 0.000

LAP	SECTOR 1	SECTOR 2	LAP TIME	MPH	DIFF	TIME OF DAY
1 -	53.394	28.073	1:21.467	87.45	4.823	11:49:03.373
2 -	49.852	27.795	1:17.647	91.75	1.003	11:50:21.020
3 -	49.688	27.558	1:17.246	92.23	0.602	11:51:38.266
4 -	49.621	27.518	1:17.139 (3)	92.36	0.495	11:52:55.405
5 -	49.916	27.899	1:17.815	91.55	1.171	11:54:13.220
6 -	50.325	27.815	1:18.140	91.17	1.496	11:55:31.360
7 -	***49.316***	***27.328***	***1:16.644*** (1)	***92.95***		***11:56:48.004***
8 -	49.392	27.550	1:16.942 (2)	92.59	0.298	11:58:04.946

P5 24 RMT Jack NOBLE — Suzuki SV650 -

IDEAL LAP TIME : 1:16.700 BEST LAP TIME : 1:16.812 DIFFERENCE : 0.112

LAP	SECTOR 1	SECTOR 2	LAP TIME	MPH	DIFF	TIME OF DAY
1 -	53.786	28.562	1:22.348	86.51	5.536	11:49:04.196
2 -	50.567	27.879	1:18.446	90.82	1.634	11:50:22.642
3 -	49.801	27.593	1:17.394 (3)	92.05	0.582	11:51:40.036
4 -	50.368	27.517	1:17.885	91.47	1.073	11:52:57.921
5 -	49.692	27.342	1:17.034 (2)	92.48	0.222	11:54:14.955
6 -	***49.467***	28.182	1:17.649	91.75	0.837	11:55:32.604
7 -	49.579	***27.233***	***1:16.812*** (1)	***92.75***		***11:56:49.416***
8 -	52.506	29.719	1:22.225	86.64	5.413	11:58:11.641

Weather / Track : Bright / Dry

Donington Park National: 1.9790 miles
Date: 25/07/2026 Start: 11:47 Finish: 11:57

BMCRC - MRO Championships - Rnd 6 @ Donington Park National

MRO Minitwins & Rookie Minitwins

QUALIFYING - SECTOR ANALYSIS

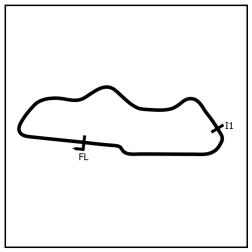

SECTOR 1 = FL to I1, SECTOR 2 = I1 to FL, DIFF = Difference To Personal Best Lap, P = Crossed Finish Line in Pit Lane, D = Time Disallowed

P6 27 Jack BETTIS — Suzuki SV650 - NB Toolmaking, Upfront Property Services

IDEAL LAP TIME : 1:16.800 BEST LAP TIME : 1:16.825 DIFFERENCE : 0.025

LAP	SECTOR 1	SECTOR 2	LAP TIME		MPH	DIFF	TIME OF DAY
1 -	52.865	28.165	1:21.030		87.92	4.205	11:49:04.027
2 -	50.363	28.080	1:18.443		90.82	1.618	11:50:22.470
3 -	49.811	28.128	1:17.939	(3)	91.41	1.114	11:51:40.409
4 -	50.237	27.778	1:18.015		91.32	1.190	11:52:58.424
5 -	49.633	***27.528***	1:17.161	(2)	92.33	0.336	11:54:15.585
6 -	50.065	27.896	1:17.961		91.38	1.136	11:55:33.546
7 -	***49.272***	27.553	***1:16.825***	**(1)**	***92.73***		***11:56:50.371***
8 -	50.880	28.327	1:19.207		89.94	2.382	11:58:09.578

P7 33 Steve COSTIN — Suzuki SV650 WET - Surrey Motorcycles / Traq72 Race Suppor

IDEAL LAP TIME : 1:16.820 BEST LAP TIME : 1:17.014 DIFFERENCE : 0.194

LAP	SECTOR 1	SECTOR 2	LAP TIME		MPH	DIFF	TIME OF DAY
1 -	58.869	29.135	1:28.004		80.95	10.990	11:49:17.948
2 -	52.169	27.688	1:19.857		89.21	2.843	11:50:37.805
3 -	49.999	27.843	1:17.842	(3)	91.52	0.828	11:51:55.647
4 -	49.849	***27.165***	***1:17.014***	**(1)**	***92.51***		***11:53:12.661***
5 -	51.421	27.355	1:18.776		90.44	1.762	11:54:31.437
6 -	***49.655***	27.575	1:17.230	(2)	92.25	0.216	11:55:48.667
7 -	50.360	29.906	1:20.266		88.76	3.252	11:57:08.933
8 -	51.857	29.542	1:21.399		87.52	4.385	11:58:30.332

P8 66 Mitch DUCRAN — Suzuki SV650 - JP Haulage / Black Widow Exhausts

IDEAL LAP TIME : 1:17.294 BEST LAP TIME : 1:17.366 DIFFERENCE : 0.072

LAP	SECTOR 1	SECTOR 2	LAP TIME		MPH	DIFF	TIME OF DAY
1 -	57.873	29.271	1:27.144		81.75	9.778	11:49:17.542
2 -	52.280	27.848	1:20.128		88.91	2.762	11:50:37.670
3 -	49.969	27.926	1:17.895	(3)	91.46	0.529	11:51:55.565
4 -	49.808	***27.587***	1:17.395	(2)	92.05	0.029	11:53:12.960
5 -	50.598	27.671	1:18.269		91.02	0.903	11:54:31.229
6 -	***49.707***	27.659	***1:17.366***	**(1)**	***92.09***		***11:55:48.595***
7 -	50.183	IN PIT	1:43.135	**P**	69.08	25.769	11:57:31.730

P9 96 William HOWARTH — Suzuki SV650 -

IDEAL LAP TIME : 1:16.869 BEST LAP TIME : 1:17.487 DIFFERENCE : 0.618

LAP	SECTOR 1	SECTOR 2	LAP TIME		MPH	DIFF	TIME OF DAY
1 -	51.642	28.013	1:19.655		89.44	2.168	11:49:43.352
2 -	50.003	27.836	1:17.839	(3)	91.53	0.352	11:51:01.191
3 -	49.907	28.704	1:18.611		90.63	1.124	11:52:19.802
4 -	52.385	27.674	1:20.059		88.99	2.572	11:53:39.861
5 -	49.667	28.300	1:17.967		91.38	0.480	11:54:57.828
6 -	***49.375***	28.218	1:17.593	(2)	91.82	0.106	11:56:15.421
7 -	49.993	***27.494***	***1:17.487***	**(1)**	***91.94***		***11:57:32.908***

P10 79 RMT Conor WOLFF — Suzuki SV650 -

IDEAL LAP TIME : 1:17.755 BEST LAP TIME : 1:17.755 DIFFERENCE : 0.000

LAP	SECTOR 1	SECTOR 2	LAP TIME		MPH	DIFF	TIME OF DAY
1 -	53.907	28.581	1:22.488		86.37	4.733	11:49:03.643
2 -	51.241	28.202	1:19.443		89.68	1.688	11:50:23.086
3 -	51.314	27.791	1:19.105		90.06	1.350	11:51:42.191
4 -	***50.110***	***27.645***	***1:17.755***	**(1)**	***91.62***		***11:52:59.946***
5 -	50.480	28.068	1:18.548	(2)	90.70	0.793	11:54:18.494
6 -	50.974	28.290	1:19.264		89.88	1.509	11:55:37.758
7 -	51.450	28.280	1:19.730		89.35	1.975	11:56:57.488
8 -	50.537	28.096	1:18.633	(3)	90.60	0.878	11:58:16.121

BMCRC - MRO Championships - Rnd 6 @ Donington Park National

MRO Minitwins & Rookie Minitwins

QUALIFYING - SECTOR ANALYSIS

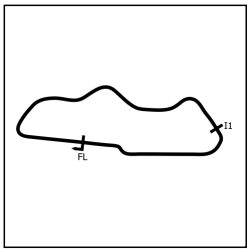

SECTOR 1 = FL to I1, SECTOR 2 = I1 to FL, DIFF = Difference To Personal Best Lap, P = Crossed Finish Line in Pit Lane, D = Time Disallowed

P11 11 RMT Alfie GARROD — Suzuki SV650 - ATP Motorsport

IDEAL LAP TIME : BEST LAP TIME : 1:19.157 DIFFERENCE :

LAP	SECTOR 1	SECTOR 2	LAP TIME		MPH	DIFF	TIME OF DAY
1 -			1:28.150		80.82	8.993	11:49:18.807
2 -			1:22.325		86.54	3.168	11:50:41.132
3 -			1:19.284	(2)	89.86	0.127	11:52:00.416
4 -			1:20.261		88.76	1.104	11:53:20.677
5 -			1:19.383	(3)	89.75	0.226	11:54:40.060
6 -			1:19.625		89.47	0.468	11:55:59.685
7 -			***1:19.157***	**(1)**	***90.00***		***11:57:18.842***

P12 944 Bradley HOPKINSON — Suzuki SV650 - B&D racing

IDEAL LAP TIME : 1:19.389 BEST LAP TIME : 1:19.664 DIFFERENCE : 0.275

LAP	SECTOR 1	SECTOR 2	LAP TIME		MPH	DIFF	TIME OF DAY
1 -	58.963	32.659	1:31.622		77.76	11.958	11:49:23.500
2 -	54.389	29.988	1:24.377		84.43	4.713	11:50:47.877
3 -	52.497	29.282	1:21.779		87.12	2.115	11:52:09.656
4 -	51.593	***28.086***	1:19.679	(2)	89.41	0.015	11:53:29.335
5 -	51.593	28.688	1:20.281	(3)	88.74	0.617	11:54:49.616
6 -	52.359	28.623	1:20.982		87.97	1.318	11:56:10.598
7 -	***51.303***	28.361	***1:19.664***	**(1)**	***89.43***		***11:57:30.262***

P13 162 Max PRIESTLEY — Suzuki SV650 -

IDEAL LAP TIME : 1:20.090 BEST LAP TIME : 1:20.170 DIFFERENCE : 0.080

LAP	SECTOR 1	SECTOR 2	LAP TIME		MPH	DIFF	TIME OF DAY
1 -	54.587	29.027	1:23.614		85.20	3.444	11:49:08.530
2 -	52.036	28.977	1:21.013		87.94	0.843	11:50:29.543
3 -	52.184	29.523	1:21.707		87.19	1.537	11:51:51.250
4 -	52.247	28.694	1:20.941		88.02	0.771	11:53:12.191
5 -	52.273	***28.627***	1:20.900	(3)	88.06	0.730	11:54:33.091
6 -	***51.463***	28.707	***1:20.170***	**(1)**	***88.86***		***11:55:53.261***
7 -	51.575	28.956	1:20.531	(2)	88.47	0.361	11:57:13.792
8 -	52.958	28.834	1:21.792		87.10	1.622	11:58:35.584

P14 19 Kevin LILLEY — Suzuki SV650 - Trafalgar Cleaning Eqpt. / Steve Jordan Motorcy

IDEAL LAP TIME : 1:20.072 BEST LAP TIME : 1:20.200 DIFFERENCE : 0.128

LAP	SECTOR 1	SECTOR 2	LAP TIME		MPH	DIFF	TIME OF DAY
1 -	56.535	30.433	1:26.968		81.92	6.768	11:49:20.564
2 -	51.939	29.107	1:21.046		87.90	0.846	11:50:41.610
3 -	53.619	***28.479***	1:22.098		86.78	1.898	11:52:03.708
4 -	51.843	28.562	1:20.405	(2)	88.60	0.205	11:53:24.113
5 -	51.601	28.599	***1:20.200***	**(1)**	***88.83***		***11:54:44.313***
6 -	***51.593***	28.949	1:20.542	(3)	88.45	0.342	11:56:04.855
7 -	51.887	28.772	1:20.659		88.33	0.459	11:57:25.514

P15 22 Darren DOWDS — Suzuki SV650 - Sublime Dsg Ltd

IDEAL LAP TIME : 1:20.200 BEST LAP TIME : 1:20.255 DIFFERENCE : 0.055

LAP	SECTOR 1	SECTOR 2	LAP TIME		MPH	DIFF	TIME OF DAY
1 -	58.808	29.655	1:28.463		80.53	8.208	11:49:18.525
2 -	53.536	29.388	1:22.924		85.91	2.669	11:50:41.449
3 -	54.253	28.784	1:23.037		85.80	2.782	11:52:04.486
4 -	51.796	28.665	1:20.461	(2)	88.54	0.206	11:53:24.947
5 -	51.887	***28.602***	1:20.489	(3)	88.51	0.234	11:54:45.436
6 -	51.906	28.737	1:20.643		88.34	0.388	11:56:06.079
7 -	***51.598***	28.657	***1:20.255***	**(1)**	***88.77***		***11:57:26.334***

BMCRC - MRO Championships - Rnd 6 @ Donington Park National

MRO Minitwins & Rookie Minitwins

QUALIFYING - SECTOR ANALYSIS

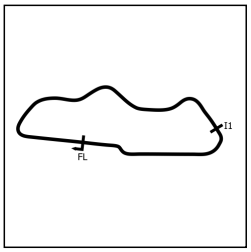

SECTOR 1 = FL to I1, SECTOR 2 = I1 to FL, DIFF = Difference To Personal Best Lap, P = Crossed Finish Line in Pit Lane, D = Time Disallowed

P16 166 Ben KING — Suzuki SV650 - Stour valley game

IDEAL LAP TIME : 1:19.900 BEST LAP TIME : 1:20.335 DIFFERENCE : 0.435

LAP	SECTOR 1	SECTOR 2	LAP TIME	MPH	DIFF	TIME OF DAY
1 -	1:00.187	31.669	1:31.856	77.56	11.521	11:49:22.006
2 -	54.622	30.207	1:24.829	83.98	4.494	11:50:46.835
3 -	53.187	29.219	1:22.406	86.45	2.071	11:52:09.241
4 -	51.732	***28.829***	1:20.561 **(2)**	88.43	0.226	11:53:29.802
5 -	51.895	29.230	1:21.125	87.82	0.790	11:54:50.927
6 -	51.424	29.450	1:20.874 **(3)**	88.09	0.539	11:56:11.801
7 -	***51.071***	29.264	***1:20.335*** **(1)**	***88.68***		***11:57:32.136***

P17 164 Adam FEARNLEY — Suzuki SV650 -

IDEAL LAP TIME : 1:20.473 BEST LAP TIME : 1:20.501 DIFFERENCE : 0.028

LAP	SECTOR 1	SECTOR 2	LAP TIME	MPH	DIFF	TIME OF DAY
1 -	54.615	29.546	1:24.161	84.65	3.660	11:49:08.040
2 -	52.109	29.003	1:21.112 **(3)**	87.83	0.611	11:50:29.152
3 -	52.268	29.470	1:21.738	87.16	1.237	11:51:50.890
4 -	51.925	***28.674***	1:20.599 **(2)**	88.39	0.098	11:53:11.489
5 -	51.818	28.683	***1:20.501*** **(1)**	***88.50***		***11:54:31.990***
6 -	***51.799***	IN PIT	1:26.967 **P**	81.92	6.466	11:55:58.957

P18 109 Logan PARSONS — Suzuki SV650 - IMP Racing & Log Racing

IDEAL LAP TIME : 1:20.461 BEST LAP TIME : 1:20.652 DIFFERENCE : 0.191

LAP	SECTOR 1	SECTOR 2	LAP TIME	MPH	DIFF	TIME OF DAY
1 -	57.362	30.602	1:27.964	80.99	7.312	11:49:14.343
2 -	53.748	29.543	1:23.291	85.53	2.639	11:50:37.634
3 -	52.619	29.077	1:21.696	87.20	1.044	11:51:59.330
4 -	52.220	29.051	1:21.271	87.66	0.619	11:53:20.601
5 -	52.096	***28.556***	***1:20.652*** **(1)**	***88.33***		***11:54:41.253***
6 -	52.054	28.886	1:20.940 **(2)**	88.02	0.288	11:56:02.193
7 -	***51.905***	29.040	1:20.945 **(3)**	88.01	0.293	11:57:23.138

P19 81 Malvern MAY — Suzuki SV650 - IMP racing

IDEAL LAP TIME : 1:20.956 BEST LAP TIME : 1:20.956 DIFFERENCE : 0.000

LAP	SECTOR 1	SECTOR 2	LAP TIME	MPH	DIFF	TIME OF DAY
1 -	1:00.121	31.348	1:31.469	77.89	10.513	11:49:21.273
2 -	54.824	30.474	1:25.298	83.52	4.342	11:50:46.571
3 -	53.066	29.904	1:22.970	85.87	2.014	11:52:09.541
4 -	***52.111***	***28.845***	***1:20.956*** **(1)**	***88.00***		***11:53:30.497***
5 -	52.926	29.136	1:22.062 **(3)**	86.82	1.106	11:54:52.559
6 -	52.965	29.117	1:22.082	86.79	1.126	11:56:14.641
7 -	52.809	29.190	1:21.999 **(2)**	86.88	1.043	11:57:36.640

P20 36 RMT Scott ELLIOTT — Suzuki SV650 - Sprockets Racing

IDEAL LAP TIME : 1:21.371 BEST LAP TIME : 1:21.406 DIFFERENCE : 0.035

LAP	SECTOR 1	SECTOR 2	LAP TIME	MPH	DIFF	TIME OF DAY
1 -	58.764	30.700	1:29.464	79.63	8.058	11:49:20.702
2 -	53.950	29.536	1:23.486	85.33	2.080	11:50:44.188
3 -	53.146	28.854	1:22.000 **(3)**	86.88	0.594	11:52:06.188
4 -	52.585	***28.821***	***1:21.406*** **(1)**	***87.51***		***11:53:27.594***
5 -	***52.550***	29.098	1:21.648 **(2)**	87.26	0.242	11:54:49.242
6 -	52.781	IN PIT	1:27.352 **P**	81.56	5.946	11:56:16.594

BMCRC - MRO Championships - Rnd 6 @ Donington Park National

MRO Minitwins & Rookie Minitwins

QUALIFYING - SECTOR ANALYSIS

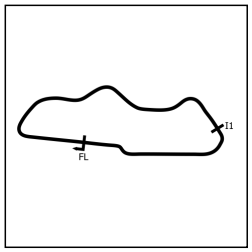

SECTOR 1 = FL to I1, SECTOR 2 = I1 to FL, DIFF = Difference To Personal Best Lap, P = Crossed Finish Line in Pit Lane, D = Time Disallowed

P21 **762** **RMT** **Lawrence SHORT** Suzuki SV650 -

IDEAL LAP TIME : 1:21.736 BEST LAP TIME : 1:21.966 DIFFERENCE : 0.230

LAP	SECTOR 1	SECTOR 2	LAP TIME	MPH	DIFF	TIME OF DAY
1 -	1:03.507	32.869	1:36.376	73.92	14.410	11:49:22.472
2 -	57.201	30.158	1:27.359	81.55	5.393	11:50:49.831
3 -	58.767	31.452	1:30.219	78.97	8.253	11:52:20.050
4 -	54.881	29.221	1:24.102	84.71	2.136	11:53:44.152
5 -	54.504	29.335	1:23.839 (3)	84.98	1.873	11:55:07.991
6 -	53.200	***28.766***	***1:21.966*** (1)	***86.92***		***11:56:29.957***
7 -	***52.970***	29.211	1:22.181 (2)	86.69	0.215	11:57:52.138

P22 **471** **David WALL** Suzuki SV650 - B&D Racing

IDEAL LAP TIME : 1:22.776 BEST LAP TIME : 1:23.157 DIFFERENCE : 0.381

LAP	SECTOR 1	SECTOR 2	LAP TIME	MPH	DIFF	TIME OF DAY
1 -	59.087	31.466	1:30.553	78.67	7.396	11:49:22.685
2 -	55.211	30.463	1:25.674	83.15	2.517	11:50:48.359
3 -	53.702	***29.600***	1:23.302 (2)	85.52	0.145	11:52:11.661
4 -	53.474	29.832	1:23.306 (3)	85.52	0.149	11:53:34.967
5 -	***53.176***	29.981	***1:23.157*** (1)	***85.67***		***11:54:58.124***
6 -	54.159	29.865	1:24.024	84.79	0.867	11:56:22.148
7 -	55.798	30.384	1:26.182	82.66	3.025	11:57:48.330

P23 **119** **Simon HEALEY** Suzuki SV650 - Popular Tyres Ltd / Steam Packet

IDEAL LAP TIME : 1:23.114 BEST LAP TIME : 1:23.267 DIFFERENCE : 0.153

LAP	SECTOR 1	SECTOR 2	LAP TIME	MPH	DIFF	TIME OF DAY
1 -	59.272	30.566	1:29.838	79.30	6.571	11:49:16.829
2 -	54.645	29.540	1:24.185	84.63	0.918	11:50:41.014
3 -	53.868	***29.411***	1:23.279 (2)	85.55	0.012	11:52:04.293
4 -	53.724	29.543	***1:23.267*** (1)	***85.56***		***11:53:27.560***
5 -	53.956	30.075	1:24.031	84.78	0.764	11:54:51.591
6 -	54.301	29.825	1:24.126	84.69	0.859	11:56:15.717
7 -	***53.703***	29.614	1:23.317 (3)	85.51	0.050	11:57:39.034

P24 **34** **Andrew JOHNSON** Suzuki SV650 - Rose & Charlie Racing

IDEAL LAP TIME : 1:24.181 BEST LAP TIME : 1:24.419 DIFFERENCE : 0.238

LAP	SECTOR 1	SECTOR 2	LAP TIME	MPH	DIFF	TIME OF DAY
1 -	1:00.882	31.265	1:32.147	77.31	7.728	11:49:27.877
2 -	57.241	30.545	1:27.786	81.15	3.367	11:50:55.663
3 -	55.148	30.085	1:25.233	83.59	0.814	11:52:20.896
4 -	55.165	29.890	1:25.055	83.76	0.636	11:53:45.951
5 -	54.729	***29.690***	***1:24.419*** (1)	***84.39***		***11:55:10.370***
6 -	54.513	30.117	1:24.630 (3)	84.18	0.211	11:56:35.000
7 -	***54.491***	30.076	1:24.567 (2)	84.24	0.148	11:57:59.567

P25 **51** **Andrew DURANT** Suzuki SV650 -

IDEAL LAP TIME : 1:25.295 BEST LAP TIME : 1:25.295 DIFFERENCE : 0.000

LAP	SECTOR 1	SECTOR 2	LAP TIME	MPH	DIFF	TIME OF DAY
1 -	1:01.022	32.135	1:33.157	76.47	7.862	11:49:21.787
2 -	56.169	31.297	1:27.466	81.45	2.171	11:50:49.253
3 -	55.891	31.003	1:26.894	81.99	1.599	11:52:16.147
4 -	56.342	30.455	1:26.797	82.08	1.502	11:53:42.944
5 -	55.767	30.634	1:26.401 (3)	82.46	1.106	11:55:09.345
6 -	55.164	30.889	1:26.053 (2)	82.79	0.758	11:56:35.398
7 -	***54.903***	***30.392***	***1:25.295*** (1)	***83.52***		***11:58:00.693***

BMCRC - MRO Championships - Rnd 6 @ Donington Park National

MRO Minitwins & Rookie Minitwins

QUALIFYING - SECTOR ANALYSIS

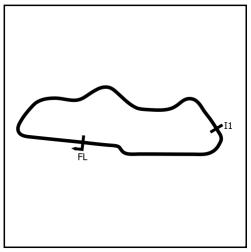

SECTOR 1 = FL to I1, SECTOR 2 = I1 to FL, DIFF = Difference To Personal Best Lap, P = Crossed Finish Line in Pit Lane, D = Time Disallowed

P26 68 RMT Samuel BOYES — Suzuki SV650 -

IDEAL LAP TIME : 1:25.469 BEST LAP TIME : 1:25.469 DIFFERENCE : 0.000

LAP	SECTOR 1	SECTOR 2	LAP TIME	MPH	DIFF	TIME OF DAY
1 -	1:03.500	32.871	1:36.371	73.92	10.902	11:49:31.823
2 -	1:00.037	31.634	1:31.671	77.71	6.202	11:51:03.494
3 -	56.954	31.048	1:28.002	80.96	2.533	11:52:31.496
4 -	56.519	30.667	1:27.186	81.71	1.717	11:53:58.682
5 -	56.173	30.352	1:26.525 (3)	82.34	1.056	11:55:25.207
6 -	55.831	30.506	1:26.337 (2)	82.52	0.868	11:56:51.544
7 -	***55.167***	***30.302***	***1:25.469*** (1)	***83.35***		***11:58:17.013***

P27 999 Tony NORRIS — Kawasaki ER6 - Humber Moto Breakers Ltd.

IDEAL LAP TIME : 1:25.894 BEST LAP TIME : 1:26.149 DIFFERENCE : 0.255

LAP	SECTOR 1	SECTOR 2	LAP TIME	MPH	DIFF	TIME OF DAY
1 -	1:02.976	31.841	1:34.817	75.14	8.668	11:49:20.303
2 -	57.003	31.394	1:28.397	80.59	2.248	11:50:48.700
3 -	57.203	31.130	1:28.333	80.65	2.184	11:52:17.033
4 -	57.512	30.923	1:28.435	80.56	2.286	11:53:45.468
5 -	55.971	***30.490***	1:26.461 (2)	82.40	0.312	11:55:11.929
6 -	***55.404***	30.745	***1:26.149*** (1)	***82.70***		***11:56:38.078***
7 -	56.321	30.903	1:27.224 (3)	81.68	1.075	11:58:05.302

P28 128 RMT Brannon WHIBLEY — Suzuki SV650 SK1 -

IDEAL LAP TIME : 1:24.825 BEST LAP TIME : 1:27.349 DIFFERENCE : 2.524

LAP	SECTOR 1	SECTOR 2	LAP TIME	MPH	DIFF	TIME OF DAY
1 -	58.889	31.396	1:30.285 (2)	78.91	2.936	11:49:18.061
2 -	56.241	***31.108***	***1:27.349*** (1)	***81.56***		***11:50:45.410***
3 -	***53.717***	IN PIT	1:27.458 P	81.46	0.109	11:52:12.868

P29 17 RMT Simon FEARNLEY — Suzuki SV650 - Advanced Driver Training

IDEAL LAP TIME : 1:27.717 BEST LAP TIME : 1:28.022 DIFFERENCE : 0.305

LAP	SECTOR 1	SECTOR 2	LAP TIME	MPH	DIFF	TIME OF DAY
1 -	1:01.166	31.805	1:32.971	76.63	4.949	11:49:17.787
2 -	58.123	31.975	1:30.098	79.07	2.076	11:50:47.885
3 -	***56.987***	31.035	***1:28.022*** (1)	***80.94***		***11:52:15.907***
4 -	1:00.741	31.013	1:31.754	77.64	3.732	11:53:47.661
5 -	57.557	31.251	1:28.808 (3)	80.22	0.786	11:55:16.469
6 -	57.959	30.992	1:28.951	80.09	0.929	11:56:45.420
7 -	57.420	***30.730***	1:28.150 (2)	80.82	0.128	11:58:13.570

P30 88 RMT Lance JORDAN — Suzuki SV650 -

IDEAL LAP TIME : 1:28.690 BEST LAP TIME : 1:28.690 DIFFERENCE : 0.000

LAP	SECTOR 1	SECTOR 2	LAP TIME	MPH	DIFF	TIME OF DAY
1 -	59.941	32.079	1:32.020 (3)	77.42	3.330	11:49:16.408
2 -	57.664	32.389	1:30.053 (2)	79.11	1.363	11:50:46.461
3 -	***57.242***	***31.448***	***1:28.690*** (1)	***80.33***		***11:52:15.151***
4 -	1:01.464	IN PIT	1:44.340 P	68.28	15.650	11:53:59.491

P31 53 RMT Alex ELLAR — Suzuki SV650 -

IDEAL LAP TIME : 1:28.851 BEST LAP TIME : 1:28.851 DIFFERENCE : 0.000

LAP	SECTOR 1	SECTOR 2	LAP TIME	MPH	DIFF	TIME OF DAY
1 -	1:04.410	33.183	1:37.593	73.00	8.742	11:49:31.444
2 -	1:01.091	32.368	1:33.459	76.23	4.608	11:51:04.903
3 -	1:00.734	31.876	1:32.610	76.93	3.759	11:52:37.513
4 -	1:00.339	31.854	1:32.193 (3)	77.27	3.342	11:54:09.706
5 -	1:00.675	31.524	1:32.199	77.27	3.348	11:55:41.905
6 -	59.010	31.030	1:30.040 (2)	79.12	1.189	11:57:11.945
7 -	***57.831***	***31.020***	***1:28.851*** (1)	***80.18***		***11:58:40.796***

Weather / Track : Bright / Dry

Donington Park National: 1.9790 miles
Date: 25/07/2026 Start: 11:47 Finish: 11:57

BMCRC - MRO Championships - Rnd 6 @ Donington Park National

MRO Minitwins & Rookie Minitwins

QUALIFYING - BEST SECTORS

	SECTOR 1		SECTOR 2	
POS	NO	TIME	NO	TIME
1	**660**	**48.503**	**660**	**26.853**
2	**333**	**48.737**	**333**	**26.915**
3	**141**	**48.819**	**141**	**26.957**
4	**27**	**49.272**	**33**	**27.165**
5	**112**	**49.316**	**24**	**27.233**
6	**96**	**49.375**	**112**	**27.328**
7	**24**	**49.467**	**96**	**27.494**
8	**33**	**49.655**	**27**	**27.528**
9	**66**	**49.707**	**66**	**27.587**
10	**79**	**50.110**	**79**	**27.645**
11	**166**	**51.071**	**944**	**28.086**
12	**944**	**51.303**	**19**	**28.479**
13	**162**	**51.463**	**109**	**28.556**
14	**19**	**51.593**	**22**	**28.602**
15	**22**	**51.598**	**162**	**28.627**
16	**164**	**51.799**	**164**	**28.674**
17	**109**	**51.905**	**762**	**28.766**
18	**81**	**52.111**	**36**	**28.821**
19	**36**	**52.550**	**166**	**28.829**
20	**762**	**52.970**	**81**	**28.845**
21	**471**	**53.176**	**119**	**29.411**
22	**119**	**53.703**	**471**	**29.600**
23	**128**	**53.717**	**34**	**29.690**
24	**34**	**54.491**	**68**	**30.302**
25	**51**	**54.903**	**51**	**30.392**
26	**68**	**55.167**	**999**	**30.490**
27	**999**	**55.404**	**17**	**30.730**
28	**17**	**56.987**	**53**	**31.020**
29	**88**	**57.242**	**128**	**31.108**
30	**53**	**57.831**	**88**	**31.448**
31				

IDEAL / BEST COMPARISON

				IDEAL	BEST	DIFF
			PERFECT LAP	**1:15.356**		
1	**660**	HARRIS		1:15.356	1:15.687	**0.331**
2	**333**	LINDEMANN		1:15.652	1:15.739	**0.087**
3	**141**	HARRIS		1:15.776	1:15.790	**0.014**
4	**112**	NAGY		1:16.644	1:16.644	**0.000**
5	**24**	NOBLE		1:16.700	1:16.812	**0.112**
6	**27**	BETTIS		1:16.800	1:16.825	**0.025**
7	**33**	COSTIN		1:16.820	1:17.014	**0.194**
8	**96**	HOWARTH		1:16.869	1:17.487	**0.618**
9	**66**	DUCRAN		1:17.294	1:17.366	**0.072**
10	**79**	WOLFF		1:17.755	1:17.755	**0.000**
11	**944**	HOPKINSON		1:19.389	1:19.664	**0.275**
12	**166**	KING		1:19.900	1:20.335	**0.435**
13	**19**	LILLEY		1:20.072	1:20.200	**0.128**
14	**162**	PRIESTLEY		1:20.090	1:20.170	**0.080**
15	**22**	DOWDS		1:20.200	1:20.255	**0.055**
16	**109**	PARSONS		1:20.461	1:20.652	**0.191**
17	**164**	FEARNLEY		1:20.473	1:20.501	**0.028**
18	**81**	MAY		1:20.956	1:20.956	**0.000**
19	**36**	ELLIOTT		1:21.371	1:21.406	**0.035**
20	**762**	SHORT		1:21.736	1:21.966	**0.230**
21	**471**	WALL		1:22.776	1:23.157	**0.381**
22	**119**	HEALEY		1:23.114	1:23.267	**0.153**
23	**34**	JOHNSON		1:24.181	1:24.419	**0.238**
24	**128**	WHIBLEY		1:24.825	1:27.349	**2.524**
25	**51**	DURANT		1:25.295	1:25.295	**0.000**
26	**68**	BOYES		1:25.469	1:25.469	**0.000**
27	**999**	NORRIS		1:25.894	1:26.149	**0.255**
28	**17**	FEARNLEY		1:27.717	1:28.022	**0.305**
29	**88**	JORDAN		1:28.690	1:28.690	**0.000**
30	**53**	ELLAR		1:28.851	1:28.851	**0.000**
31	**11**	GARROD			1:19.157	

Weather / Track : Bright / Dry

Donington Park National: 1.9790 miles
Date: 25/07/2026 Start: 11:47 Finish: 11:57

Results can be found at www.tsl-timing.com

Printed - 11:59 Saturday, 25 July 2026

BMCRC - MRO Championships - Rnd 6 @ Donington Park National

MRO Minitwins & Rookie Minitwins

QUALIFYING - STATISTICS

Competitors Started	31
Planned Start	2026-07-25 @ 11:09:00.000
Actual Start	2026-07-25 @ 11:47:15.143
Finish Time	2026-07-25 @ 11:57:16.327
Track Length	1.9790mi.
Total Laps	217
Total Distance Covered	429.4575mi.

Session Fastest Lap History

NO	CL	NAME	LAP TIME	TIME OF DAY	LAP	VEHICLE
141		**Bill HARRIS**	**1:20.561**	11:49:00.876	1	Suzuki SV650
96		**William HOWARTH**	**1:19.655**	11:49:43.352	1	Suzuki SV650
141		**Bill HARRIS**	**1:17.945**	11:50:18.821	2	Suzuki SV650
660		**Ronnie HARRIS**	**1:16.507**	11:50:19.084	2	Suzuki SV650
333		**David LINDEMANN**	**1:16.133**	11:51:41.780	3	Suzuki SV650
333		**David LINDEMANN**	**1:15.987**	11:54:14.471	5	Suzuki SV650
660		**Ronnie HARRIS**	**1:15.687**	11:55:24.923	6	Suzuki SV650

Flag History

TYPE	TIME OF DAY
GREEN	11:47:15.143
FINISH	11:57:16.327

Flag Statistics

TYPE	COUNT	TOTAL LAPS	TOTAL TIME
Green	1	8	11:29.505
Red	0	0	0.000
Safety Car	0	0	0.000
FCY	0	0	0.000

BMCRC - MRO Championships - Rnd 6 @ Donington Park National

MRO Minitwins & Rookie Minitwins

QUALIFYING - STATISTICS

CLASS : 21 Starters

Fastest Lap History

NO	NAME	LAP TIME	TIME OF DAY	LAP	VEHICLE
141	**Bill HARRIS**	**1:20.561**	11:49:00.876	1	Suzuki SV650
96	**William HOWARTH**	**1:19.655**	11:49:43.352	1	Suzuki SV650
141	**Bill HARRIS**	**1:17.945**	11:50:18.821	2	Suzuki SV650
660	**Ronnie HARRIS**	**1:16.507**	11:50:19.084	2	Suzuki SV650
333	**David LINDEMANN**	**1:16.133**	11:51:41.780	3	Suzuki SV650
333	**David LINDEMANN**	**1:15.987**	11:54:14.471	5	Suzuki SV650
660	**Ronnie HARRIS**	**1:15.687**	11:55:24.923	6	Suzuki SV650

BMCRC - MRO Championships - Rnd 6 @ Donington Park National

MRO Minitwins & Rookie Minitwins

QUALIFYING - STATISTICS

CLASS : RMT

10 Starters

Fastest Lap History

NO	NAME	LAP TIME	TIME OF DAY	LAP	VEHICLE
79	**Conor WOLFF**	**1:22.488**	11:49:03.643	1	Suzuki SV650
24	**Jack NOBLE**	**1:22.348**	11:49:04.196	1	Suzuki SV650
24	**Jack NOBLE**	**1:18.446**	11:50:22.642	2	Suzuki SV650
24	**Jack NOBLE**	**1:17.394**	11:51:40.036	3	Suzuki SV650
24	**Jack NOBLE**	**1:17.034**	11:54:14.955	5	Suzuki SV650
24	**Jack NOBLE**	**1:16.812**	11:56:49.416	7	Suzuki SV650

BMCRC - MRO Championships - Rnd 6 @ Donington Park National

MRO Minitwins & Rookie Minitwins

RACE 10 - GRID (7 Laps)



These results are provisional until the conclusion of any judicial and technical matters.

Donington Park National: 1.9790 miles

Clerk Of Course: Caroline Patterson / Andy Brown	Timekeeper: Richard Evans	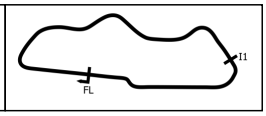

Results can be found at www.tsl-timing.com

Printed - 12:00 Saturday, 25 July 2026

BMCRC - MRO Championships - Rnd 6 @ Donington Park National

MRO Minitwins & Rookie Minitwins

RACE 10 - CLASSIFICATION

Race Distance: 7 Laps / 13.85 miles

POS	NO	CL	PIC	NAME	ENTRY	LAPS	TIME	GAP	DIFF	MPH	BEST	ON	GRD	↑↓
1	660		1	Ronnie HARRIS	Suzuki SV650 - Team Harris Racing	7	8:52.875			93.33	1:15.140	5	1	0
2	141		2	Bill HARRIS	Suzuki SV650 - Team Harris Racing	7	8:57.270	4.395	4.395	92.57	1:15.620	5	3	1
3	333		3	David LINDEMANN	Suzuki SV650 - Giraffe Decorators	7	8:57.325	4.450	0.055	92.56	1:15.534	3	2	-1
4	112		4	James NAGY	Suzuki SV650 - Nagy Racing	7	9:02.641	9.766	5.316	91.65	1:16.330	7	4	0
5	96		5	William HOWARTH	Suzuki SV650 -	7	9:02.861	9.986	0.220	91.61	1:16.628	3	9	4
6	27		6	Jack BETTIS	Suzuki SV650 - NB Toolmaking, Upfront Property Services	7	9:03.383	10.508	0.522	91.53	1:16.826	4	6	0
7	66		7	Mitch DUCRAN	Suzuki SV650 - JP Haulage / Black Widow Exhausts	7	9:03.685	10.810	0.302	91.47	1:16.626	6	8	1
8	24	RMT	1	Jack NOBLE	Suzuki SV650 -	7	9:04.802	11.927	1.117	91.29	1:17.040	4	5	-3
9	11	RMT	2	Alfie GARROD	Suzuki SV650 - ATP Motorsport	7	9:15.450	22.575	10.648	89.54	1:18.126	5	11	2
10	79	RMT	3	Conor WOLFF	Suzuki SV650 -	7	9:15.591	22.716	0.141	89.51	1:17.728	5	10	0
11	19		8	Kevin LILLEY	Suzuki SV650 - Trafalgar Cleaning Eqpt. / Steve Jordan Mot	7	9:19.918	27.043	4.327	88.82	1:18.624	4	14	3
12	164		9	Adam FEARNLEY	Suzuki SV650 -	7	9:25.929	33.054	6.011	87.88	1:19.364	5	17	5
13	944		10	Bradley HOPKINSON	Suzuki SV650 - B&D racing	7	9:26.124	33.249	0.195	87.85	1:19.676	5	12	-1
14	166		11	Ben KING	Suzuki SV650 - Stour valley game	7	9:26.597	33.722	0.473	87.78	1:18.973	5	16	2
15	162		12	Max PRIESTLEY	Suzuki SV650 -	7	9:26.730	33.855	0.133	87.75	1:19.488	6	13	-2
16	128	RMT	4	Brannon WHIBLEY	Suzuki SV650 SK1 -	7	9:31.136	38.261	4.406	87.08	1:19.941	7	28	12
17	81		13	Malvern MAY	Suzuki SV650 - IMP racing	7	9:33.643	40.768	2.507	86.70	1:20.854	3	19	2
18	109		14	Logan PARSONS	Suzuki SV650 - IMP Racing & Log Racing	7	9:33.712	40.837	0.069	86.69	1:20.807	7	18	0
19	36	RMT	5	Scott ELLIOTT	Suzuki SV650 - Sprockets Racing	7	9:39.467	46.592	5.755	85.83	1:21.210	2	20	1
20	762	RMT	6	Lawrence SHORT	Suzuki SV650 -	7	9:41.723	48.848	2.256	85.49	1:21.618	6	21	1
21	471		15	David WALL	Suzuki SV650 - B&D Racing	7	9:46.461	53.586	4.738	84.80	1:22.815	2	22	1
22	119		16	Simon HEALEY	Suzuki SV650 - Popular Tyres Ltd / Steam Packet	7	9:47.204	54.329	0.743	84.69	1:22.569	3	23	1
23	34		17	Andrew JOHNSON	Suzuki SV650 - Rose & Charlie Racing	7	9:55.560	1:02.685	8.356	83.51	1:23.282	3	24	1
24	51		18	Andrew DURANT	Suzuki SV650 -	7	9:56.240	1:03.365	0.680	83.41	1:23.612	3	25	1
25	68	RMT	7	Samuel BOYES	Suzuki SV650 -	7	9:56.477	1:03.602	0.237	83.38	1:23.627	5	26	1
26	999		19	Tony NORRIS	Kawasaki ER6 - Humber Moto Breakers Ltd.	7	10:22.455	1:29.580	25.978	79.90	1:26.606	4	27	1
27	88	RMT	8	Lance JORDAN	Suzuki SV650 -	6	8:53.401	1 Lap	1 Lap	79.88	1:27.099	4	30	3
28	17	RMT	9	Simon FEARNLEY	Suzuki SV650 - Advanced Driver Training	6	8:53.991	1 Lap	0.590	79.79	1:26.842	5	29	1
29	53	RMT	10	Alex ELLAR	Suzuki SV650 -	6	9:08.709	1 Lap	14.718	77.65	1:28.503	5	31	2

NOT CLASSIFIED

DNF	33			Steve COSTIN	Suzuki SV650 WET - Surrey Motorcycles / Traq72 Race Sup	0							7	

NOT STARTED

NS	22			Darren DOWDS	Suzuki SV650 - Sublime Dsg Ltd								15	

FASTEST LAP

660			Ronnie HARRIS	Suzuki SV650 - Team Harris Racing	5	1:15.140	94.81 mph	152.59 kph	
24	RMT		Jack NOBLE	Suzuki SV650 -	4	1:17.040	92.47 mph	148.83 kph	

#11 - Still no working transponders, you must fix to be timed in your next race.
Class - 92.5% of Race Speed = 86.33 mph
Class RMT - 92.5% of Race Speed = 84.44 mph

Weather / Track : Bright / Dry
These results are provisional until the conclusion of any judicial and technical matters.

Date: 25/07/2026 Start: 15:29 Finish: 15:38
Donington Park National: 1.9790 miles

Clerk Of Course: Caroline Patterson / Andy Brown	Timekeeper: Richard Evans	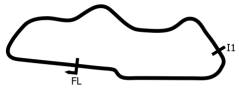

Results can be found at www.tsl-timing.com

Printed - 15:42 Saturday, 25 July 2026

BMCRC - MRO Championships - Rnd 6 @ Donington Park National

MRO Minitwins & Rookie Minitwins

RACE 10 - LAP CHART

LAP 1 @ 15:30:57.648

NO	BEHIND	LAP TIME
660		1:19.250
333	0.215	1:19.465
141	0.773	1:20.023
24	1.110	1:20.360
112	1.409	1:20.659
27	1.592	1:20.842
96	1.722	1:20.972
66	2.046	1:21.296
79	3.719	1:22.969
11	4.159	1:23.409
162	5.591	1:24.841
19	5.731	1:24.981
166	6.262	1:25.512
944	6.641	1:25.891
164	6.842	1:26.092
109	6.990	1:26.240
81	7.481	1:26.731
36	7.797	1:27.047
128	8.900	1:28.150
471	9.531	1:28.781
762	10.315	1:29.565
34	10.489	1:29.739
119	10.982	1:30.232
51	11.204	1:30.454
68	12.213	1:31.463
999	15.873	1:35.123
17	16.771	1:36.021
88	16.962	1:36.212
53	17.959	1:37.209

LAP 2 @ 15:32:13.395

NO	BEHIND	LAP TIME
660		1:15.747
333	0.124	1:15.656
141	1.058	1:16.032
24	2.418	1:17.055
27	2.878	1:17.033
112	2.951	1:17.289
96	3.062	1:17.087
66	3.252	1:16.953
11	7.124	1:18.712
79	7.204	1:19.232
19	8.908	1:18.924
162	10.524	1:20.680
944	10.840	1:19.946
166	11.121	1:20.606
164	11.414	1:20.319
109	12.343	1:21.100
81	12.689	1:20.955
36	13.260	1:21.210
128	14.641	1:21.488
471	16.599	1:22.815
762	16.873	1:22.305
119	18.363	1:23.128
34	19.238	1:24.496
51	19.764	1:24.307
68	20.986	1:24.520
999	28.454	1:28.328
88	28.674	1:27.459
17	29.474	1:28.450
53	31.990	1:29.778

LAP 3 @ 15:33:29.053

NO	BEHIND	LAP TIME
333		1:15.534
660	0.237	1:15.895
141	1.364	1:15.964
96	4.032	1:16.628
24	4.122	1:17.362
112	4.256	1:16.963
66	4.526	1:16.932
27	4.818	1:17.598
11	10.548	1:19.081
79	10.728	1:19.182
19	12.390	1:19.140
944	15.239	1:20.057
162	15.512	1:20.646
164	15.710	1:19.954
166	16.247	1:20.784
81	17.885	1:20.854
109	18.233	1:21.548
128	19.901	1:20.918
36	20.721	1:23.119
762	23.554	1:22.339
471	24.109	1:23.168
119	25.274	1:22.569
34	26.862	1:23.282
51	27.718	1:23.612
68	28.984	1:23.656
999	40.409	1:27.613
88	41.230	1:28.214
17	41.641	1:27.825
53	47.713	1:31.381

LAP 4 @ 15:34:44.506

NO	BEHIND	LAP TIME
660		1:15.216
333	0.143	1:15.596
141	1.819	1:15.908
96	5.628	1:17.049
112	5.661	1:16.858
24	5.709	1:17.040
66	5.959	1:16.886
27	6.191	1:16.826
79	13.791	1:18.516
11	14.235	1:19.140
19	15.561	1:18.624
944	19.594	1:19.808
164	20.310	1:20.053
166	21.728	1:20.934
162	21.791	1:21.732
81	23.529	1:21.097
109	24.131	1:21.351
128	25.005	1:20.557
36	26.751	1:21.483
762	30.287	1:22.186
471	31.483	1:22.827
119	32.625	1:22.804
34	36.082	1:24.673
51	36.614	1:24.349
68	37.400	1:23.869
999	51.562	1:26.606
88	52.876	1:27.099
17	53.518	1:27.330
53	1:02.142	1:29.882

LAP 5 @ 15:35:59.646

NO	BEHIND	LAP TIME
660		1:15.140
141	2.299	1:15.620
333	4.027	1:19.024
96	7.465	1:16.977
112	7.580	1:17.059
66	8.245	1:17.426
27	8.418	1:17.367
24	8.532	1:17.963
79	16.379	1:17.728
11	17.221	1:18.126
19	19.810	1:19.389
944	24.130	1:19.676
164	24.534	1:19.364
166	25.561	1:18.973
162	26.365	1:19.714
81	29.879	1:21.490
109	29.919	1:20.928
128	29.982	1:20.117
36	33.877	1:22.266
762	36.837	1:21.690
471	39.263	1:22.920
119	40.219	1:22.734
34	44.374	1:23.432
51	45.472	1:23.998
68	45.887	1:23.627
999	1:03.662	1:27.240
88	1:04.930	1:27.194
17	1:05.220	1:26.842

LAP 6 @ 15:37:15.096

NO	BEHIND	LAP TIME
660		1:15.450
53	1 Lap	1:28.503
141	3.417	1:16.568
333	4.942	1:16.365
96	9.317	1:17.302
66	9.421	1:16.626
112	9.613	1:17.483
27	9.839	1:16.871
24	10.777	1:17.695
79	19.679	1:18.750
11	19.986	1:18.215
19	23.768	1:19.408
164	29.163	1:20.079
944	29.228	1:20.548
166	29.640	1:19.529
162	30.403	1:19.488
128	34.497	1:19.965
81	35.787	1:21.358
109	36.207	1:21.738
36	40.669	1:22.242
762	43.005	1:21.618
471	46.935	1:23.122
119	47.547	1:22.778
34	53.767	1:24.843
51	54.193	1:24.171
68	54.531	1:24.094
999	1:15.785	1:27.573

LAP 7 @ 15:38:31.273

NO	BEHIND	LAP TIME
660		1:16.177
88	1 Lap	1:27.223
17	1 Lap	1:27.523
141	4.395	1:17.155
333	4.450	1:15.685
112	9.766	1:16.330
96	9.986	1:16.846
27	10.508	1:16.846
66	10.810	1:17.566
24	11.927	1:17.327
53	1 Lap	1:31.956
11	22.575	1:18.766
79	22.716	1:19.214
19	27.043	1:19.452
164	33.054	1:20.068
944	33.249	1:20.198
166	33.722	1:20.259
162	33.855	1:19.629
128	38.261	1:19.941
81	40.768	1:21.158
109	40.837	1:20.807
36	46.592	1:22.100
762	48.848	1:22.020
471	53.586	1:22.828
119	54.329	1:22.959
34	1:02.685	1:25.095
51	1:03.365	1:25.349
68	1:03.602	1:25.248
999	1:29.580	1:29.972

Weather / Track : Bright / Dry

Donington Park National: 1.9790 miles
Date: 25/07/2026 Start: 15:29 Finish: 15:38

Results can be found at www.tsl-timing.com

Printed - 15:43 Saturday, 25 July 2026

BMCRC - MRO Championships - Rnd 6 @ Donington Park National

MRO Minitwins & Rookie Minitwins

RACE 10 - POSITION CHART

No	Name	Lap Pos	1	2	3	4	5	6	7
660	HARRIS	1	660	660	333	660	660	660	660
333	LINDEMANN	2	333	333	660	333	141	141	141
141	HARRIS	3	141	141	141	141	333	333	333
112	NAGY	4	24	24	96	96	96	96	112
24	NOBLE	5	112	27	24	112	112	66	96
27	BETTIS	6	27	112	112	24	66	112	27
33	COSTIN	7	96	96	66	66	27	27	66
66	DUCRAN	8	66	66	27	27	24	24	24
96	HOWARTH	9	79	11	11	79	79	79	11
79	WOLFF	10	11	79	79	11	11	11	79
11	GARROD	11	162	19	19	19	19	19	19
944	HOPKINSON	12	19	162	944	944	944	164	164
162	PRIESTLEY	13	166	944	162	164	164	944	944
19	LILLEY	14	944	166	164	166	166	166	166
22	DOWDS	15	164	164	166	162	162	162	162
166	KING	16	109	109	81	81	81	128	128
164	FEARNLEY	17	81	81	109	109	109	81	81
109	PARSONS	18	36	36	128	128	128	109	109
81	MAY	19	128	128	36	36	36	36	36
36	ELLIOTT	20	471	471	762	762	762	762	762
762	SHORT	21	762	762	471	471	471	471	471
471	WALL	22	34	119	119	119	119	119	119
119	HEALEY	23	119	34	34	34	34	34	34
34	JOHNSON	24	51	51	51	51	51	51	51
51	DURANT	25	68	68	68	68	68	68	68
68	BOYES	26	999	999	999	999	999	999	999
999	NORRIS	27	17	88	88	88	88	88	
128	WHIBLEY	28	88	17	17	17	17	17	
17	FEARNLEY	29	53	53	53	53	53	53	
88	JORDAN	30							
53	ELLAR	31							

Weather / Track : Bright / Dry

Donington Park National: 1.9790 miles
Date: 25/07/2026 Start: 15:29 Finish: 15:38

Results can be found at www.tsl-timing.com

Printed - 15:43 Saturday, 25 July 2026

BMCRC - MRO Championships - Rnd 6 @ Donington Park National

MRO Minitwins & Rookie Minitwins

RACE 10 - SECTOR ANALYSIS

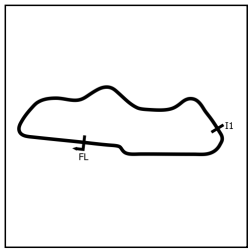

SECTOR 1 = FL to I1, SECTOR 2 = I1 to FL, DIFF = Difference To Personal Best Lap, P = Crossed Finish Line in Pit Lane, D = Time Disallowed

P1 **660** **Ronnie HARRIS** Suzuki SV650 - Team Harris Racing

IDEAL LAP TIME : 1:15.003 BEST LAP TIME : 1:15.140 DIFFERENCE : 0.137

LAP	SECTOR 1	SECTOR 2	LAP TIME		MPH	DIFF	TIME OF DAY
1 -		26.992	1:19.250		89.90	4.110	15:30:57.648
2 -	48.500	27.247	1:15.747		94.05	0.607	15:32:13.395
3 -	48.952	26.943	1:15.895		93.87	0.755	15:33:29.290
4 -	48.483	***26.733***	1:15.216	**(2)**	94.72	0.076	15:34:44.506
5 -	***48.270***	26.870	***1:15.140***	**(1)**	***94.81***		***15:35:59.646***
6 -	48.566	26.884	1:15.450	**(3)**	94.42	0.310	15:37:15.096
7 -	48.467	27.710	1:16.177		93.52	1.037	15:38:31.273

P2 **141** **Bill HARRIS** Suzuki SV650 - Team Harris Racing

IDEAL LAP TIME : 1:15.620 BEST LAP TIME : 1:15.620 DIFFERENCE : 0.000

LAP	SECTOR 1	SECTOR 2	LAP TIME		MPH	DIFF	TIME OF DAY
1 -		27.061	1:20.023		89.03	4.403	15:30:58.421
2 -	48.886	27.146	1:16.032		93.70	0.412	15:32:14.453
3 -	48.980	26.984	1:15.964	**(3)**	93.78	0.344	15:33:30.417
4 -	48.753	27.155	1:15.908	**(2)**	93.85	0.288	15:34:46.325
5 -	***48.734***	***26.886***	***1:15.620***	**(1)**	***94.21***		***15:36:01.945***
6 -	49.426	27.142	1:16.568		93.04	0.948	15:37:18.513
7 -	49.790	27.365	1:17.155		92.34	1.535	15:38:35.668

P3 **333** **David LINDEMANN** Suzuki SV650 - Giraffe Decorators

IDEAL LAP TIME : 1:15.218 BEST LAP TIME : 1:15.534 DIFFERENCE : 0.316

LAP	SECTOR 1	SECTOR 2	LAP TIME		MPH	DIFF	TIME OF DAY
1 -		27.386	1:19.465		89.65	3.931	15:30:57.863
2 -	48.589	27.067	1:15.656	**(3)**	94.17	0.122	15:32:13.519
3 -	48.600	26.934	***1:15.534***	**(1)**	***94.32***		***15:33:29.053***
4 -	48.529	27.067	1:15.596	**(2)**	94.24	0.062	15:34:44.649
5 -	***48.378***	30.646	1:19.024		90.15	3.490	15:36:03.673
6 -	49.525	***26.840***	1:16.365		93.29	0.831	15:37:20.038
7 -	48.678	27.007	1:15.685		94.13	0.151	15:38:35.723

P4 **112** **James NAGY** Suzuki SV650 - Nagy Racing

IDEAL LAP TIME : 1:16.330 BEST LAP TIME : 1:16.330 DIFFERENCE : 0.000

LAP	SECTOR 1	SECTOR 2	LAP TIME		MPH	DIFF	TIME OF DAY
1 -		27.431	1:20.659		88.33	4.329	15:30:59.057
2 -	49.793	27.496	1:17.289		92.18	0.959	15:32:16.346
3 -	49.698	27.265	1:16.963	**(3)**	92.57	0.633	15:33:33.309
4 -	49.334	27.524	1:16.858	**(2)**	92.69	0.528	15:34:50.167
5 -	49.586	27.473	1:17.059		92.45	0.729	15:36:07.226
6 -	49.637	27.846	1:17.483		91.95	1.153	15:37:24.709
7 -	***49.210***	***27.120***	***1:16.330***	**(1)**	***93.33***		***15:38:41.039***

P5 **96** **William HOWARTH** Suzuki SV650 -

IDEAL LAP TIME : 1:16.404 BEST LAP TIME : 1:16.628 DIFFERENCE : 0.224

LAP	SECTOR 1	SECTOR 2	LAP TIME		MPH	DIFF	TIME OF DAY
1 -		***27.294***	1:20.972		87.98	4.344	15:30:59.370
2 -	49.645	27.442	1:17.087		92.42	0.459	15:32:16.457
3 -	***49.110***	27.518	***1:16.628***	**(1)**	***92.97***		***15:33:33.085***
4 -	49.346	27.703	1:17.049		92.46	0.421	15:34:50.134
5 -	49.390	27.587	1:16.977	**(3)**	92.55	0.349	15:36:07.111
6 -	49.901	27.401	1:17.302		92.16	0.674	15:37:24.413
7 -	49.343	27.503	1:16.846	**(2)**	92.71	0.218	15:38:41.259

BMCRC - MRO Championships - Rnd 6 @ Donington Park National

MRO Minitwins & Rookie Minitwins

RACE 10 - SECTOR ANALYSIS

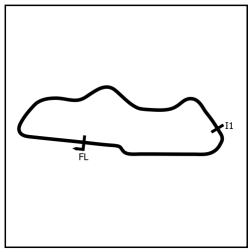

SECTOR 1 = FL to I1, SECTOR 2 = I1 to FL, DIFF = Difference To Personal Best Lap, P = Crossed Finish Line in Pit Lane, D = Time Disallowed

P6 27 Jack BETTIS — Suzuki SV650 - NB Toolmaking, Upfront Property Services

IDEAL LAP TIME : 1:16.578 BEST LAP TIME : 1:16.826 DIFFERENCE : 0.248

LAP	SECTOR 1	SECTOR 2	LAP TIME		MPH	DIFF	TIME OF DAY
1 -		27.464	1:20.842		88.13	4.016	15:30:59.240
2 -	49.344	27.689	1:17.033		92.48	0.207	15:32:16.273
3 -	50.195	27.403	1:17.598		91.81	0.772	15:33:33.871
4 -	49.556	***27.270***	***1:16.826***	**(1)**	***92.73***		***15:34:50.697***
5 -	49.939	27.428	1:17.367		92.08	0.541	15:36:08.064
6 -	49.341	27.530	1:16.871	**(3)**	92.68	0.045	15:37:24.935
7 -	***49.308***	27.538	1:16.846	**(2)**	92.71	0.020	15:38:41.781

P7 66 Mitch DUCRAN — Suzuki SV650 - JP Haulage / Black Widow Exhausts

IDEAL LAP TIME : 1:16.438 BEST LAP TIME : 1:16.626 DIFFERENCE : 0.188

LAP	SECTOR 1	SECTOR 2	LAP TIME		MPH	DIFF	TIME OF DAY
1 -		***27.112***	1:21.296		87.63	4.670	15:30:59.694
2 -	49.535	27.418	1:16.953		92.58	0.327	15:32:16.647
3 -	49.709	27.223	1:16.932	**(3)**	92.60	0.306	15:33:33.579
4 -	49.592	27.294	1:16.886	**(2)**	92.66	0.260	15:34:50.465
5 -	50.029	27.397	1:17.426		92.01	0.800	15:36:07.891
6 -	***49.326***	27.300	***1:16.626***	**(1)**	***92.97***		***15:37:24.517***
7 -	49.505	28.061	1:17.566		91.85	0.940	15:38:42.083

P8 24 RMT Jack NOBLE — Suzuki SV650 -

IDEAL LAP TIME : 1:16.798 BEST LAP TIME : 1:17.040 DIFFERENCE : 0.242

LAP	SECTOR 1	SECTOR 2	LAP TIME		MPH	DIFF	TIME OF DAY
1 -		27.604	1:20.360		88.65	3.320	15:30:58.758
2 -	***49.486***	27.569	1:17.055	**(2)**	92.46	0.015	15:32:15.813
3 -	49.522	27.840	1:17.362		92.09	0.322	15:33:33.175
4 -	49.728	***27.312***	***1:17.040***	**(1)**	***92.47***		***15:34:50.215***
5 -	50.541	27.422	1:17.963		91.38	0.923	15:36:08.178
6 -	50.069	27.626	1:17.695		91.70	0.655	15:37:25.873
7 -	49.714	27.613	1:17.327	**(3)**	92.13	0.287	15:38:43.200

P9 11 RMT Alfie GARROD — Suzuki SV650 - ATP Motorsport

IDEAL LAP TIME : BEST LAP TIME : 1:18.126 DIFFERENCE :

LAP	SECTOR 1	SECTOR 2	LAP TIME		MPH	DIFF	TIME OF DAY
1 -			1:23.409		85.41	5.283	15:31:01.807
2 -			1:18.712	**(3)**	90.51	0.586	15:32:20.519
3 -			1:19.081		90.09	0.955	15:33:39.601
4 -			1:19.140		90.02	1.014	15:34:58.741
5 -			***1:18.126***	**(1)**	***91.19***		***15:36:16.867***
6 -			1:18.215	**(2)**	91.09	0.089	15:37:35.082
7 -			1:18.766		90.45	0.640	15:38:53.848

P10 79 RMT Conor WOLFF — Suzuki SV650 -

IDEAL LAP TIME : 1:17.728 BEST LAP TIME : 1:17.728 DIFFERENCE : 0.000

LAP	SECTOR 1	SECTOR 2	LAP TIME		MPH	DIFF	TIME OF DAY
1 -		28.043	1:22.969		85.87	5.241	15:31:01.367
2 -	50.641	28.591	1:19.232		89.92	1.504	15:32:20.599
3 -	50.937	28.245	1:19.182		89.97	1.454	15:33:39.781
4 -	50.484	28.032	1:18.516	**(2)**	90.74	0.788	15:34:58.297
5 -	***49.927***	***27.801***	***1:17.728***	**(1)**	***91.66***		***15:36:16.025***
6 -	50.581	28.169	1:18.750	**(3)**	90.47	1.022	15:37:34.775
7 -	50.473	28.741	1:19.214		89.94	1.486	15:38:53.989

BMCRC - MRO Championships - Rnd 6 @ Donington Park National

MRO Minitwins & Rookie Minitwins

RACE 10 - SECTOR ANALYSIS

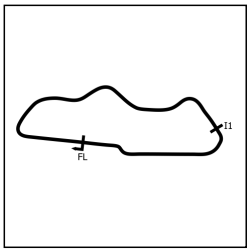

SECTOR 1 = FL to I1, SECTOR 2 = I1 to FL, DIFF = Difference To Personal Best Lap, P = Crossed Finish Line in Pit Lane, D = Time Disallowed

P11 19 Kevin LILLEY — Suzuki SV650 - Trafalgar Cleaning Eqpt. / Steve Jordan Motorcy

IDEAL LAP TIME : 1:18.532 BEST LAP TIME : 1:18.624 DIFFERENCE : 0.092

LAP	SECTOR 1	SECTOR 2	LAP TIME	MPH	DIFF	TIME OF DAY
1 -		28.401	1:24.981	83.83	6.357	15:31:03.379
2 -	***50.298***	28.626	1:18.924 **(2)**	90.27	0.300	15:32:22.303
3 -	50.852	28.288	1:19.140 **(3)**	90.02	0.516	15:33:41.443
4 -	50.313	28.311	***1:18.624*** **(1)**	***90.61***		***15:35:00.067***
5 -	51.155	***28.234***	1:19.389	89.74	0.765	15:36:19.456
6 -	50.991	28.417	1:19.408	89.72	0.784	15:37:38.864
7 -	50.796	28.656	1:19.452	89.67	0.828	15:38:58.316

P12 164 Adam FEARNLEY — Suzuki SV650 -

IDEAL LAP TIME : 1:19.301 BEST LAP TIME : 1:19.364 DIFFERENCE : 0.063

LAP	SECTOR 1	SECTOR 2	LAP TIME	MPH	DIFF	TIME OF DAY
1 -		29.034	1:26.092	82.75	6.728	15:31:04.490
2 -	51.532	28.787	1:20.319	88.70	0.955	15:32:24.809
3 -	51.407	28.547	1:19.954 **(2)**	89.10	0.590	15:33:44.763
4 -	51.603	28.450	1:20.053 **(3)**	88.99	0.689	15:35:04.816
5 -	51.238	***28.126***	***1:19.364*** **(1)**	***89.77***		***15:36:24.180***
6 -	51.699	28.380	1:20.079	88.97	0.715	15:37:44.259
7 -	***51.175***	28.893	1:20.068	88.98	0.704	15:39:04.327

P13 944 Bradley HOPKINSON — Suzuki SV650 - B&D racing

IDEAL LAP TIME : 1:19.648 BEST LAP TIME : 1:19.676 DIFFERENCE : 0.028

LAP	SECTOR 1	SECTOR 2	LAP TIME	MPH	DIFF	TIME OF DAY
1 -		29.238	1:25.891	82.94	6.215	15:31:04.289
2 -	51.316	28.630	1:19.946 **(3)**	89.11	0.270	15:32:24.235
3 -	51.613	28.444	1:20.057	88.99	0.381	15:33:44.292
4 -	***51.265***	28.543	1:19.808 **(2)**	89.27	0.132	15:35:04.100
5 -	51.293	***28.383***	***1:19.676*** **(1)**	***89.42***		***15:36:23.776***
6 -	51.900	28.648	1:20.548	88.45	0.872	15:37:44.324
7 -	51.481	28.717	1:20.198	88.83	0.522	15:39:04.522

P14 166 Ben KING — Suzuki SV650 - Stour valley game

IDEAL LAP TIME : 1:18.973 BEST LAP TIME : 1:18.973 DIFFERENCE : 0.000

LAP	SECTOR 1	SECTOR 2	LAP TIME	MPH	DIFF	TIME OF DAY
1 -		28.691	1:25.512	83.31	6.539	15:31:03.910
2 -	51.397	29.209	1:20.606	88.38	1.633	15:32:24.516
3 -	51.563	29.221	1:20.784	88.19	1.811	15:33:45.300
4 -	52.093	28.841	1:20.934	88.03	1.961	15:35:06.234
5 -	***50.642***	***28.331***	***1:18.973*** **(1)**	***90.21***		***15:36:25.207***
6 -	50.972	28.557	1:19.529 **(2)**	89.58	0.556	15:37:44.736
7 -	51.264	28.995	1:20.259 **(3)**	88.77	1.286	15:39:04.995

P15 162 Max PRIESTLEY — Suzuki SV650 -

IDEAL LAP TIME : 1:19.102 BEST LAP TIME : 1:19.488 DIFFERENCE : 0.386

LAP	SECTOR 1	SECTOR 2	LAP TIME	MPH	DIFF	TIME OF DAY
1 -		28.517	1:24.841	83.97	5.353	15:31:03.239
2 -	51.857	28.823	1:20.680	88.30	1.192	15:32:23.919
3 -	52.098	28.548	1:20.646	88.34	1.158	15:33:44.565
4 -	52.663	29.069	1:21.732	87.17	2.244	15:35:06.297
5 -	51.534	***28.180***	1:19.714 **(3)**	89.37	0.226	15:36:26.011
6 -	51.236	28.252	***1:19.488*** **(1)**	***89.63***		***15:37:45.499***
7 -	***50.922***	28.707	1:19.629 **(2)**	89.47	0.141	15:39:05.128

BMCRC - MRO Championships - Rnd 6 @ Donington Park National

MRO Minitwins & Rookie Minitwins

RACE 10 - SECTOR ANALYSIS

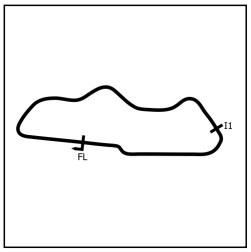

SECTOR 1 = FL to I1, SECTOR 2 = I1 to FL, DIFF = Difference To Personal Best Lap, P = Crossed Finish Line in Pit Lane, D = Time Disallowed

P16 128 RMT Brannon WHIBLEY — Suzuki SV650 SK1 -

IDEAL LAP TIME : 1:19.701 BEST LAP TIME : 1:19.941 DIFFERENCE : 0.240

LAP	SECTOR 1	SECTOR 2	LAP TIME	MPH	DIFF	TIME OF DAY
1 -		29.400	1:28.150	80.82	8.209	15:31:06.548
2 -	52.433	29.055	1:21.488	87.43	1.547	15:32:28.036
3 -	52.232	28.686	1:20.918	88.04	0.977	15:33:48.954
4 -	51.938	28.619	1:20.557	88.44	0.616	15:35:09.511
5 -	51.559	***28.558***	1:20.117 **(3)**	88.92	0.176	15:36:29.628
6 -	51.350	28.615	1:19.965 **(2)**	89.09	0.024	15:37:49.593
7 -	***51.143***	28.798	***1:19.941*** **(1)**	***89.12***		***15:39:09.534***

P17 81 Malvern MAY — Suzuki SV650 - IMP racing

IDEAL LAP TIME : 1:20.679 BEST LAP TIME : 1:20.854 DIFFERENCE : 0.175

LAP	SECTOR 1	SECTOR 2	LAP TIME	MPH	DIFF	TIME OF DAY
1 -		28.990	1:26.731	82.14	5.877	15:31:05.129
2 -	52.130	28.825	1:20.955 **(2)**	88.00	0.101	15:32:26.084
3 -	***51.998***	28.856	***1:20.854*** **(1)**	***88.11***		***15:33:46.938***
4 -	52.416	***28.681***	1:21.097 **(3)**	87.85	0.243	15:35:08.035
5 -	52.338	29.152	1:21.490	87.42	0.636	15:36:29.525
6 -	52.365	28.993	1:21.358	87.57	0.504	15:37:50.883
7 -	52.052	29.106	1:21.158	87.78	0.304	15:39:12.041

P18 109 Logan PARSONS — Suzuki SV650 - IMP Racing & Log Racing

IDEAL LAP TIME : 1:20.504 BEST LAP TIME : 1:20.807 DIFFERENCE : 0.303

LAP	SECTOR 1	SECTOR 2	LAP TIME	MPH	DIFF	TIME OF DAY
1 -		28.834	1:26.240	82.61	5.433	15:31:04.638
2 -	52.172	28.928	1:21.100 **(3)**	87.85	0.293	15:32:25.738
3 -	52.923	***28.625***	1:21.548	87.36	0.741	15:33:47.286
4 -	52.625	28.726	1:21.351	87.57	0.544	15:35:08.637
5 -	52.241	28.687	1:20.928 **(2)**	88.03	0.121	15:36:29.565
6 -	52.889	28.849	1:21.738	87.16	0.931	15:37:51.303
7 -	***51.879***	28.928	***1:20.807*** **(1)**	***88.16***		***15:39:12.110***

P19 36 RMT Scott ELLIOTT — Suzuki SV650 - Sprockets Racing

IDEAL LAP TIME : 1:21.020 BEST LAP TIME : 1:21.210 DIFFERENCE : 0.190

LAP	SECTOR 1	SECTOR 2	LAP TIME	MPH	DIFF	TIME OF DAY
1 -		28.852	1:27.047	81.84	5.837	15:31:05.445
2 -	***52.375***	28.835	***1:21.210*** **(1)**	***87.73***		***15:32:26.655***
3 -	54.270	28.849	1:23.119	85.71	1.909	15:33:49.774
4 -	52.838	***28.645***	1:21.483 **(2)**	87.43	0.273	15:35:11.257
5 -	53.326	28.940	1:22.266	86.60	1.056	15:36:33.523
6 -	53.269	28.973	1:22.242	86.63	1.032	15:37:55.765
7 -	52.729	29.371	1:22.100 **(3)**	86.78	0.890	15:39:17.865

P20 762 RMT Lawrence SHORT — Suzuki SV650 -

IDEAL LAP TIME : 1:21.411 BEST LAP TIME : 1:21.618 DIFFERENCE : 0.207

LAP	SECTOR 1	SECTOR 2	LAP TIME	MPH	DIFF	TIME OF DAY
1 -		29.728	1:29.565	79.54	7.947	15:31:07.963
2 -	53.175	29.130	1:22.305	86.56	0.687	15:32:30.268
3 -	53.343	28.996	1:22.339	86.52	0.721	15:33:52.607
4 -	53.206	28.980	1:22.186	86.68	0.568	15:35:14.793
5 -	52.824	***28.866***	1:21.690 **(2)**	87.21	0.072	15:36:36.483
6 -	52.615	29.003	***1:21.618*** **(1)**	***87.29***		***15:37:58.101***
7 -	***52.545***	29.475	1:22.020 **(3)**	86.86	0.402	15:39:20.121

BMCRC - MRO Championships - Rnd 6 @ Donington Park National

MRO Minitwins & Rookie Minitwins

RACE 10 - SECTOR ANALYSIS

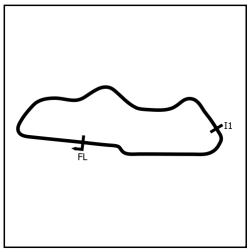

SECTOR 1 = FL to I1, SECTOR 2 = I1 to FL, DIFF = Difference To Personal Best Lap, P = Crossed Finish Line in Pit Lane, D = Time Disallowed

P21 471 David WALL — Suzuki SV650 - B&D Racing

IDEAL LAP TIME : 1:22.344 BEST LAP TIME : 1:22.815 DIFFERENCE : 0.471

LAP	SECTOR 1	SECTOR 2	LAP TIME	MPH	DIFF	TIME OF DAY
1 -		29.457	1:28.781	80.24	5.966	15:31:07.179
2 -	53.211	29.604	***1:22.815*** **(1)**	***86.03***		***15:32:29.994***
3 -	53.861	***29.307***	1:23.168	85.66	0.353	15:33:53.162
4 -	53.232	29.595	1:22.827 **(2)**	86.01	0.012	15:35:15.989
5 -	53.391	29.529	1:22.920	85.92	0.105	15:36:38.909
6 -	53.273	29.849	1:23.122	85.71	0.307	15:38:02.031
7 -	***53.037***	29.791	1:22.828 **(3)**	86.01	0.013	15:39:24.859

P22 119 Simon HEALEY — Suzuki SV650 - Popular Tyres Ltd / Steam Packet

IDEAL LAP TIME : 1:22.428 BEST LAP TIME : 1:22.569 DIFFERENCE : 0.141

LAP	SECTOR 1	SECTOR 2	LAP TIME	MPH	DIFF	TIME OF DAY
1 -		29.701	1:30.232	78.95	7.663	15:31:08.630
2 -	53.499	29.629	1:23.128	85.70	0.559	15:32:31.758
3 -	53.272	29.297	***1:22.569*** **(1)**	***86.28***		***15:33:54.327***
4 -	53.587	***29.217***	1:22.804	86.04	0.235	15:35:17.131
5 -	53.348	29.386	1:22.734 **(2)**	86.11	0.165	15:36:39.865
6 -	53.238	29.540	1:22.778 **(3)**	86.06	0.209	15:38:02.643
7 -	***53.211***	29.748	1:22.959	85.88	0.390	15:39:25.602

P23 34 Andrew JOHNSON — Suzuki SV650 - Rose & Charlie Racing

IDEAL LAP TIME : 1:23.143 BEST LAP TIME : 1:23.282 DIFFERENCE : 0.139

LAP	SECTOR 1	SECTOR 2	LAP TIME	MPH	DIFF	TIME OF DAY
1 -		30.618	1:29.739	79.39	6.457	15:31:08.137
2 -	54.610	29.886	1:24.496 **(3)**	84.31	1.214	15:32:32.633
3 -	***53.643***	29.639	***1:23.282*** **(1)**	***85.54***		***15:33:55.915***
4 -	55.173	***29.500***	1:24.673	84.14	1.391	15:35:20.588
5 -	53.897	29.535	1:23.432 **(2)**	85.39	0.150	15:36:44.020
6 -	54.430	30.413	1:24.843	83.97	1.561	15:38:08.863
7 -	54.814	30.281	1:25.095	83.72	1.813	15:39:33.958

P24 51 Andrew DURANT — Suzuki SV650 -

IDEAL LAP TIME : 1:23.612 BEST LAP TIME : 1:23.612 DIFFERENCE : 0.000

LAP	SECTOR 1	SECTOR 2	LAP TIME	MPH	DIFF	TIME OF DAY
1 -		30.335	1:30.454	78.76	6.842	15:31:08.852
2 -	54.329	29.978	1:24.307	84.50	0.695	15:32:33.159
3 -	***54.064***	***29.548***	***1:23.612*** **(1)**	***85.21***		***15:33:56.771***
4 -	54.671	29.678	1:24.349	84.46	0.737	15:35:21.120
5 -	54.096	29.902	1:23.998 **(2)**	84.81	0.386	15:36:45.118
6 -	54.329	29.842	1:24.171 **(3)**	84.64	0.559	15:38:09.289
7 -	54.883	30.466	1:25.349	83.47	1.737	15:39:34.638

P25 68 RMT Samuel BOYES — Suzuki SV650 -

IDEAL LAP TIME : 1:23.433 BEST LAP TIME : 1:23.627 DIFFERENCE : 0.194

LAP	SECTOR 1	SECTOR 2	LAP TIME	MPH	DIFF	TIME OF DAY
1 -		29.691	1:31.463	77.89	7.836	15:31:09.861
2 -	54.562	29.958	1:24.520	84.29	0.893	15:32:34.381
3 -	54.250	***29.406***	1:23.656 **(2)**	85.16	0.029	15:33:58.037
4 -	54.175	29.694	1:23.869 **(3)**	84.94	0.242	15:35:21.906
5 -	***54.027***	29.600	***1:23.627*** **(1)**	***85.19***		***15:36:45.533***
6 -	54.383	29.711	1:24.094	84.72	0.467	15:38:09.627
7 -	55.000	30.248	1:25.248	83.57	1.621	15:39:34.875

BMCRC - MRO Championships - Rnd 6 @ Donington Park National

MRO Minitwins & Rookie Minitwins

RACE 10 - SECTOR ANALYSIS

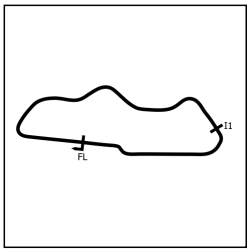

SECTOR 1 = FL to I1, SECTOR 2 = I1 to FL, DIFF = Difference To Personal Best Lap, P = Crossed Finish Line in Pit Lane, D = Time Disallowed

P26 999 Tony NORRIS — Kawasaki ER6 - Humber Moto Breakers Ltd.

IDEAL LAP TIME : 1:26.194 BEST LAP TIME : 1:26.606 DIFFERENCE : 0.412

LAP	SECTOR 1	SECTOR 2	LAP TIME		MPH	DIFF	TIME OF DAY
1 -		31.672	1:35.123		74.89	8.517	15:31:13.521
2 -	57.204	31.124	1:28.328		80.66	1.722	15:32:41.849
3 -	56.955	***30.658***	1:27.613		81.31	1.007	15:34:09.462
4 -	***55.536***	31.070	***1:26.606***	***(1)***	***82.26***		***15:35:36.068***
5 -	56.273	30.967	1:27.240	**(2)**	81.66	0.634	15:37:03.308
6 -	56.045	31.528	1:27.573	**(3)**	81.35	0.967	15:38:30.881
7 -	58.306	31.666	1:29.972		79.18	3.366	15:40:00.853

P27 88 RMT Lance JORDAN — Suzuki SV650 -

IDEAL LAP TIME : 1:26.530 BEST LAP TIME : 1:27.099 DIFFERENCE : 0.569

LAP	SECTOR 1	SECTOR 2	LAP TIME		MPH	DIFF	TIME OF DAY
1 -		32.042	1:36.212		74.05	9.113	15:31:14.610
2 -	56.619	30.840	1:27.459		81.46	0.360	15:32:42.069
3 -	57.450	30.764	1:28.214		80.76	1.115	15:34:10.283
4 -	56.937	***30.162***	***1:27.099***	***(1)***	***81.79***		***15:35:37.382***
5 -	56.396	30.798	1:27.194	**(2)**	81.71	0.095	15:37:04.576
6 -	***56.368***	30.855	1:27.223	**(3)**	81.68	0.124	15:38:31.799

P28 17 RMT Simon FEARNLEY — Suzuki SV650 - Advanced Driver Training

IDEAL LAP TIME : 1:26.604 BEST LAP TIME : 1:26.842 DIFFERENCE : 0.238

LAP	SECTOR 1	SECTOR 2	LAP TIME		MPH	DIFF	TIME OF DAY
1 -		31.131	1:36.021		74.19	9.179	15:31:14.419
2 -	58.106	***30.344***	1:28.450		80.54	1.608	15:32:42.869
3 -	57.334	30.491	1:27.825		81.12	0.983	15:34:10.694
4 -	56.595	30.735	1:27.330	**(2)**	81.58	0.488	15:35:38.024
5 -	56.266	30.576	***1:26.842***	***(1)***	***82.04***		***15:37:04.866***
6 -	***56.260***	31.263	1:27.523	**(3)**	81.40	0.681	15:38:32.389

P29 53 RMT Alex ELLAR — Suzuki SV650 -

IDEAL LAP TIME : 1:27.480 BEST LAP TIME : 1:28.503 DIFFERENCE : 1.023

LAP	SECTOR 1	SECTOR 2	LAP TIME		MPH	DIFF	TIME OF DAY
1 -		31.053	1:37.209		73.29	8.706	15:31:15.607
2 -	58.285	31.493	1:29.778	**(2)**	79.35	1.275	15:32:45.385
3 -	58.272	33.109	1:31.381		77.96	2.878	15:34:16.766
4 -	59.495	***30.387***	1:29.882	**(3)**	79.26	1.379	15:35:46.648
5 -	57.731	30.772	***1:28.503***	***(1)***	***80.50***		***15:37:15.151***
6 -	***57.093***	34.863	1:31.956		77.47	3.453	15:38:47.107

P30 33 Steve COSTIN — Suzuki SV650 WET - Surrey Motorcycles / Traq72 Race Suppor

IDEAL LAP TIME : BEST LAP TIME : DIFFERENCE :

LAP	SECTOR 1	SECTOR 2	LAP TIME	MPH	DIFF	TIME OF DAY
1 -						

BMCRC - MRO Championships - Rnd 6 @ Donington Park National

MRO Minitwins & Rookie Minitwins

RACE 10 - BEST SECTORS

	SECTOR 1		SECTOR 2	
POS	NO	TIME	NO	TIME
1	**660**	**48.270**	**660**	**26.733**
2	**333**	**48.378**	**333**	**26.840**
3	**141**	**48.734**	**141**	**26.886**
4	**96**	**49.110**	**66**	**27.112**
5	**112**	**49.210**	**112**	**27.120**
6	**27**	**49.308**	**27**	**27.270**
7	**66**	**49.326**	**96**	**27.294**
8	**24**	**49.486**	**24**	**27.312**
9	**79**	**49.927**	**79**	**27.801**
10	**19**	**50.298**	**164**	**28.126**
11	**166**	**50.642**	**162**	**28.180**
12	**162**	**50.922**	**19**	**28.234**
13	**128**	**51.143**	**166**	**28.331**
14	**164**	**51.175**	**944**	**28.383**
15	**944**	**51.265**	**128**	**28.558**
16	**109**	**51.879**	**109**	**28.625**
17	**81**	**51.998**	**36**	**28.645**
18	**36**	**52.375**	**81**	**28.681**
19	**762**	**52.545**	**762**	**28.866**
20	**471**	**53.037**	**119**	**29.217**
21	**119**	**53.211**	**471**	**29.307**
22	**34**	**53.643**	**68**	**29.406**
23	**68**	**54.027**	**34**	**29.500**
24	**51**	**54.064**	**51**	**29.548**
25	**999**	**55.536**	**88**	**30.162**
26	**17**	**56.260**	**17**	**30.344**
27	**88**	**56.368**	**53**	**30.387**
28	**53**	**57.093**	**999**	**30.658**
29				
30				

IDEAL / BEST COMPARISON

POS	NO	NAME	IDEAL	BEST	DIFF
		PERFECT LAP	**1:15.003**		
1	**660**	HARRIS	1:15.003	1:15.140	**0.137**
2	**333**	LINDEMANN	1:15.218	1:15.534	**0.316**
3	**141**	HARRIS	1:15.620	1:15.620	**0.000**
4	**112**	NAGY	1:16.330	1:16.330	**0.000**
5	**96**	HOWARTH	1:16.404	1:16.628	**0.224**
6	**66**	DUCRAN	1:16.438	1:16.626	**0.188**
7	**27**	BETTIS	1:16.578	1:16.826	**0.248**
8	**24**	NOBLE	1:16.798	1:17.040	**0.242**
9	**79**	WOLFF	1:17.728	1:17.728	**0.000**
10	**19**	LILLEY	1:18.532	1:18.624	**0.092**
11	**166**	KING	1:18.973	1:18.973	**0.000**
12	**162**	PRIESTLEY	1:19.102	1:19.488	**0.386**
13	**164**	FEARNLEY	1:19.301	1:19.364	**0.063**
14	**944**	HOPKINSON	1:19.648	1:19.676	**0.028**
15	**128**	WHIBLEY	1:19.701	1:19.941	**0.240**
16	**109**	PARSONS	1:20.504	1:20.807	**0.303**
17	**81**	MAY	1:20.679	1:20.854	**0.175**
18	**36**	ELLIOTT	1:21.020	1:21.210	**0.190**
19	**762**	SHORT	1:21.411	1:21.618	**0.207**
20	**471**	WALL	1:22.344	1:22.815	**0.471**
21	**119**	HEALEY	1:22.428	1:22.569	**0.141**
22	**34**	JOHNSON	1:23.143	1:23.282	**0.139**
23	**68**	BOYES	1:23.433	1:23.627	**0.194**
24	**51**	DURANT	1:23.612	1:23.612	**0.000**
25	**999**	NORRIS	1:26.194	1:26.606	**0.412**
26	**88**	JORDAN	1:26.530	1:27.099	**0.569**
27	**17**	FEARNLEY	1:26.604	1:26.842	**0.238**
28	**53**	ELLAR	1:27.480	1:28.503	**1.023**
29	**11**	GARROD		1:18.126	

Weather / Track : Bright / Dry

Donington Park National: 1.9790 miles
Date: 25/07/2026 Start: 15:29 Finish: 15:38

Results can be found at www.tsl-timing.com

Printed - 15:43 Saturday, 25 July 2026

BMCRC - MRO Championships - Rnd 6 @ Donington Park National

MRO Minitwins & Rookie Minitwins

RACE 10 - STATISTICS

Competitors Started	30
Planned Start	2026-07-25 @ 14:47:00.000
Actual Start	2026-07-25 @ 15:29:38.397
Finish Time	2026-07-25 @ 15:38:31.272
Track Length	1.9790mi.
Total Laps	200
Total Distance Covered	395.8134mi.

Session Fastest Lap History

NO	CL	NAME	LAP TIME	TIME OF DAY	LAP	VEHICLE
660		**Ronnie HARRIS**	**1:15.747**	15:32:13.395	2	Suzuki SV650
333		**David LINDEMANN**	**1:15.656**	15:32:13.519	2	Suzuki SV650
333		**David LINDEMANN**	**1:15.534**	15:33:29.053	3	Suzuki SV650
660		**Ronnie HARRIS**	**1:15.216**	15:34:44.506	4	Suzuki SV650
660		**Ronnie HARRIS**	**1:15.140**	15:35:59.646	5	Suzuki SV650

Session Leader History

NO	CL	NAME	FROM LAP	LAPS LED	DISTANCE	VEHICLE
660		**Ronnie HARRIS**	1	2	3.92 miles	Suzuki SV650
333		**David LINDEMANN**	3	1	1.97 miles	Suzuki SV650
660		**Ronnie HARRIS**	4	4	7.91 miles	Suzuki SV650

Flag History

TYPE	TIME OF DAY
GREEN	15:29:38.397
FINISH	15:38:31.272

Flag Statistics

TYPE	COUNT	TOTAL LAPS	TOTAL TIME
Green	1	7	10:29.737
Red	0	0	0.000
Safety Car	0	0	0.000
FCY	0	0	0.000

BMCRC - MRO Championships - Rnd 6 @ Donington Park National

MRO Minitwins & Rookie Minitwins

RACE 10 - STATISTICS

CLASS : 20 Starters

Fastest Lap History

NO	NAME	LAP TIME	TIME OF DAY	LAP	VEHICLE
660	**Ronnie HARRIS**	**1:15.747**	15:32:13.395	2	Suzuki SV650
333	**David LINDEMANN**	**1:15.656**	15:32:13.519	2	Suzuki SV650
333	**David LINDEMANN**	**1:15.534**	15:33:29.053	3	Suzuki SV650
660	**Ronnie HARRIS**	**1:15.216**	15:34:44.506	4	Suzuki SV650
660	**Ronnie HARRIS**	**1:15.140**	15:35:59.646	5	Suzuki SV650

Leader History

NO	NAME	FROM LAP	LAPS LED	DISTANCE	VEHICLE
660	**Ronnie HARRIS**	1	2	3.92 miles	Suzuki SV650
333	**David LINDEMANN**	3	1	1.97 miles	Suzuki SV650
660	**Ronnie HARRIS**	4	4	7.91 miles	Suzuki SV650

BMCRC - MRO Championships - Rnd 6 @ Donington Park National

MRO Minitwins & Rookie Minitwins

RACE 10 - STATISTICS

CLASS : RMT

10 Starters

Fastest Lap History

NO	NAME	LAP TIME	TIME OF DAY	LAP	VEHICLE
24	**Jack NOBLE**	**1:17.055**	15:32:15.813	2	Suzuki SV650
24	**Jack NOBLE**	**1:17.040**	15:34:50.215	4	Suzuki SV650

Leader History

NO	NAME	FROM LAP	LAPS LED	DISTANCE	VEHICLE
24	**Jack NOBLE**	1	7	13.81 miles	Suzuki SV650

BMCRC - MRO Championships - Rnd 6 @ Donington Park National

MRO Minitwins & Rookie Minitwins

RACE 19 - GRID (7 Laps)



These results are provisional until the conclusion of any judicial and technical matters.

Donington Park National: 1.9790 miles

Clerk Of Course: Caroline Patterson / Andy Brown	Timekeeper: Richard Evans	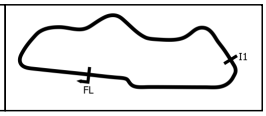

Results can be found at www.tsl-timing.com

Printed - 15:44 Saturday, 25 July 2026

BMCRC - MRO Championships - Rnd 6 @ Donington Park National

MRO Minitwins & Rookie Minitwins

RACE 19 - CLASSIFICATION

Race Distance: 7 Laps / 13.85 miles

POS	NO	CL	PIC	NAME	ENTRY	LAPS	TIME	GAP	DIFF	MPH	BEST	ON	GRD	↑↓
1	333		1	David LINDEMANN	Suzuki SV650 - Giraffe Decorators	7	8:54.185			93.10	1:15.535	3	2	1
2	660		2	Ronnie HARRIS	Suzuki SV650 - Team Harris Racing	7	8:54.447	0.262	0.262	93.06	1:14.952	5	1	-1
3	112		3	James NAGY	Suzuki SV650 - Nagy Racing	7	8:54.618	0.433	0.171	93.03	1:15.199	5	4	1
4	141		4	Bill HARRIS	Suzuki SV650 - Team Harris Racing	7	8:54.682	0.497	0.064	93.01	1:15.279	5	3	-1
5	96		5	William HOWARTH	Suzuki SV650 -	7	9:02.691	8.506	8.009	91.64	1:16.414	2	6	1
6	66		6	Mitch DUCRAN	Suzuki SV650 - JP Haulage / Black Widow Exhausts	7	9:02.836	8.651	0.145	91.62	1:16.536	2	5	-1
7	27		7	Jack BETTIS	Suzuki SV650 - NB Toolmaking, Upfront Property Services	7	9:03.003	8.818	0.167	91.59	1:16.406	2	7	0
8	24	RMT	1	Jack NOBLE	Suzuki SV650 -	7	9:03.458	9.273	0.455	91.51	1:16.238	2	8	0
9	33		8	Steve COSTIN	Suzuki SV650 WET - Surrey Motorcycles / Traq72 Race Sup	7	9:07.879	13.694	4.421	90.77	1:17.068	2	13	4
10	79	RMT	2	Conor WOLFF	Suzuki SV650 -	7	9:10.450	16.265	2.571	90.35	1:17.904	5	9	-1
11	11	RMT	3	Alfie GARROD	Suzuki SV650 - ATP Motorsport	7	9:16.597	22.412	6.147	89.35	1:18.471	7	10	-1
12	19		9	Kevin LILLEY	Suzuki SV650 - Trafalgar Cleaning Eqpt. / Steve Jordan Mot	7	9:16.907	22.722	0.310	89.30	1:18.371	7	11	-1
13	162		10	Max PRIESTLEY	Suzuki SV650 -	7	9:19.750	25.565	2.843	88.85	1:19.093	2	15	2
14	128	RMT	4	Brannon WHIBLEY	Suzuki SV650 SK1 -	7	9:24.313	30.128	4.563	88.13	1:19.511	2	17	3
15	944		11	Bradley HOPKINSON	Suzuki SV650 - B&D racing	7	9:24.520	30.335	0.207	88.10	1:19.413	3	16	1
16	164		12	Adam FEARNLEY	Suzuki SV650 -	7	9:24.804	30.619	0.284	88.05	1:19.431	5	14	-2
17	166		13	Ben KING	Suzuki SV650 - Stour valley game	7	9:25.209	31.024	0.405	87.99	1:19.483	6	12	-5
18	762	RMT	5	Lawrence SHORT	Suzuki SV650 -	7	9:32.396	38.211	7.187	86.89	1:20.426	5	21	3
19	109		14	Logan PARSONS	Suzuki SV650 - IMP Racing & Log Racing	7	9:32.476	38.291	0.080	86.87	1:20.243	7	18	-1
20	81		15	Malvern MAY	Suzuki SV650 - IMP racing	7	9:32.798	38.613	0.322	86.82	1:20.488	3	19	-1
21	36	RMT	6	Scott ELLIOTT	Suzuki SV650 - Sprockets Racing	7	9:32.847	38.662	0.049	86.82	1:20.504	2	20	-1
22	34		16	Andrew JOHNSON	Suzuki SV650 - Rose & Charlie Racing	7	9:37.795	43.610	4.948	86.07	1:21.315	4	24	2
23	471		17	David WALL	Suzuki SV650 - B&D Racing	7	9:45.375	51.190	7.580	84.96	1:22.199	3	23	0
24	119		18	Simon HEALEY	Suzuki SV650 - Popular Tyres Ltd / Steam Packet	7	9:46.708	52.523	1.333	84.77	1:22.378	3	22	-2
25	68	RMT	7	Samuel BOYES	Suzuki SV650 -	7	9:57.180	1:02.995	10.472	83.28	1:23.837	5	26	1
26	51		19	Andrew DURANT	Suzuki SV650 -	7	9:58.287	1:04.102	1.107	83.13	1:23.982	3	25	-1
27	88	RMT	8	Lance JORDAN	Suzuki SV650 -	7	10:18.625	1:24.440	20.338	80.39	1:26.815	5	29	2
28	999		20	Tony NORRIS	Kawasaki ER6 - Humber Moto Breakers Ltd.	7	10:19.352	1:25.167	0.727	80.30	1:26.839	3	27	-1
29	53	RMT	9	Alex ELLAR	Suzuki SV650 -	6	9:07.403	1 Lap	1 Lap	77.84	1:29.049	6	30	1
					NOT CLASSIFIED									
DNF	17	RMT		Simon FEARNLEY	Suzuki SV650 - Advanced Driver Training	5	7:25.362	2 Laps	1 Lap	79.68	1:26.967	3	28	
					NOT STARTED									
NS	22			Darren DOWDS	Suzuki SV650 - Sublime Dsg Ltd								31	
					FASTEST LAP									
	660			Ronnie HARRIS	Suzuki SV650 - Team Harris Racing	5	1:14.952		95.05 mph		152.97 kph			
	24	RMT		Jack NOBLE	Suzuki SV650 -	2	1:16.238		93.45 mph		150.39 kph			

Class - 92.5% of Race Speed = 86.11 mph
Class RMT - 92.5% of Race Speed = 84.64 mph

Weather / Track : Cloudy / Dry
These results are provisional until the conclusion of any judicial and technical matters.

Date: 25/07/2026 Start: 18:25 Finish: 18:34
Donington Park National: 1.9790 miles

Clerk Of Course: Caroline Patterson / Andy Brown	Timekeeper: Richard Evans	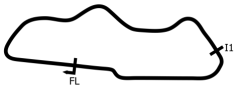

Results can be found at www.tsl-timing.com

Printed - 18:36 Saturday, 25 July 2026

BMCRC - MRO Championships - Rnd 6 @ Donington Park National

MRO Minitwins & Rookie Minitwins

RACE 19 - LAP CHART

LAP 1 @ 18:26:53.742

NO	BEHIND	LAP TIME
333		1:18.859
660	0.013	1:18.872
141	0.270	1:19.129
112	0.514	1:19.373
66	0.765	1:19.624
96	1.058	1:19.917
24	1.378	1:20.237
27	1.765	1:20.624
33	1.927	1:20.786
79	2.629	1:21.488
11	3.880	1:22.739
162	4.171	1:23.030
19	5.679	1:24.538
128	5.721	1:24.580
164	6.260	1:25.119
944	6.408	1:25.267
166	6.425	1:25.284
81	7.041	1:25.900
36	7.051	1:25.910
109	7.601	1:26.460
762	7.947	1:26.806
34	9.185	1:28.044
119	9.596	1:28.455
471	10.962	1:29.821
68	12.451	1:31.310
51	13.495	1:32.354
17	15.510	1:34.369
88	15.800	1:34.659
999	16.312	1:35.171
53	18.507	1:37.366

LAP 2 @ 18:28:09.790

NO	BEHIND	LAP TIME
660		1:16.035
333	0.114	1:16.162
141	0.365	1:16.143
112	0.655	1:16.189
66	1.253	1:16.536
96	1.424	1:16.414
24	1.568	1:16.238
27	2.123	1:16.406
33	2.947	1:17.068
79	4.535	1:17.954
11	6.865	1:19.033
162	7.216	1:19.093
19	8.333	1:18.702
128	9.184	1:19.511
944	10.521	1:20.161
164	10.839	1:20.627
166	11.098	1:20.721
36	11.507	1:20.504
81	12.099	1:21.106
109	13.011	1:21.458
762	13.397	1:21.498
34	14.570	1:21.433
119	16.128	1:22.580
471	18.190	1:23.276
68	21.428	1:25.025
51	22.172	1:24.725
17	27.034	1:27.572
88	27.539	1:27.787
999	28.484	1:28.220
53	33.413	1:30.954

LAP 3 @ 18:29:25.439

NO	BEHIND	LAP TIME
333		1:15.535
660	0.122	1:15.771
141	0.516	1:15.800
112	0.745	1:15.739
66	2.424	1:16.820
96	2.469	1:16.694
24	2.604	1:16.685
27	2.953	1:16.479
33	4.554	1:17.256
79	7.011	1:18.125
11	10.495	1:19.279
19	11.091	1:18.407
162	11.268	1:19.701
128	13.441	1:19.906
944	14.285	1:19.413
166	15.179	1:19.730
164	15.399	1:20.209
36	16.599	1:20.741
81	16.938	1:20.488
109	18.358	1:20.996
762	19.182	1:21.434
34	20.596	1:21.675
119	22.857	1:22.378
471	24.740	1:22.199
68	29.797	1:24.018
51	30.505	1:23.982
17	38.352	1:26.967
88	39.394	1:27.504
999	39.674	1:26.839
53	47.748	1:29.984

LAP 4 @ 18:30:40.978

NO	BEHIND	LAP TIME
333		1:15.539
141	0.325	1:15.348
660	0.435	1:15.852
112	0.686	1:15.480
66	4.006	1:17.121
96	4.091	1:17.161
27	4.277	1:16.863
24	4.522	1:17.457
33	6.377	1:17.362
79	9.916	1:18.444
11	14.371	1:19.415
19	14.522	1:18.970
162	15.213	1:19.484
128	18.428	1:20.526
944	18.710	1:19.964
166	19.245	1:19.605
164	19.688	1:19.828
36	22.416	1:21.356
81	23.442	1:22.043
109	23.694	1:20.875
762	24.379	1:20.736
34	26.372	1:21.315
119	30.013	1:22.695
471	31.575	1:22.374
68	38.918	1:24.660
51	39.649	1:24.683
17	50.386	1:27.573
88	50.912	1:27.057
999	51.253	1:27.118
53	1:02.906	1:30.697

LAP 5 @ 18:31:56.365

NO	BEHIND	LAP TIME
660		1:14.952
141	0.217	1:15.279
333	0.371	1:15.758
112	0.498	1:15.199
96	5.683	1:16.979
66	5.933	1:17.314
27	6.174	1:17.284
24	6.217	1:17.082
33	8.794	1:17.804
79	12.433	1:17.904
19	17.829	1:18.694
11	17.961	1:18.977
162	19.590	1:19.764
944	22.966	1:19.643
128	23.318	1:20.277
164	23.732	1:19.431
166	24.259	1:20.401
81	28.827	1:20.772
36	29.347	1:22.318
762	29.418	1:20.426
109	29.581	1:21.274
34	32.388	1:21.403
119	37.353	1:22.727
471	38.791	1:22.603
68	47.368	1:23.837
51	48.267	1:24.005
88	1:02.340	1:26.815
999	1:02.973	1:27.107
17	1:03.880	1:28.881

LAP 6 @ 18:33:12.753

NO	BEHIND	LAP TIME
141		1:16.171
660	0.267	1:16.655
333	0.465	1:16.482
53	1 Lap	1:29.353
112	0.490	1:16.380
96	6.661	1:17.366
66	6.885	1:17.340
27	7.152	1:17.366
24	7.272	1:17.443
33	10.976	1:18.570
79	14.377	1:18.332
11	20.256	1:18.683
19	20.666	1:19.225
162	22.671	1:19.469
944	26.369	1:19.791
128	26.472	1:19.542
164	26.838	1:19.494
166	27.354	1:19.483
762	33.717	1:20.687
81	34.277	1:21.838
109	34.363	1:21.170
36	34.456	1:21.497
34	37.790	1:21.790
119	44.727	1:23.762
471	45.090	1:22.687
68	55.261	1:24.281
51	56.150	1:24.271
88	1:13.539	1:27.587
999	1:13.834	1:27.249

LAP 7 @ 18:34:29.068

NO	BEHIND	LAP TIME
333		1:15.850
660	0.262	1:16.310
112	0.433	1:16.258
141	0.497	1:16.812
96	8.506	1:18.160
66	8.651	1:18.081
27	8.818	1:17.981
24	9.273	1:18.316
53	1 Lap	1:29.049
33	13.694	1:19.033
79	16.265	1:18.203
11	22.412	1:18.471
19	22.722	1:18.371
162	25.565	1:19.209
128	30.128	1:19.971
944	30.335	1:20.281
164	30.619	1:20.096
166	31.024	1:19.985
762	38.211	1:20.809
109	38.291	1:20.243
81	38.613	1:20.651
36	38.662	1:20.521
34	43.610	1:22.135
471	51.190	1:22.415
119	52.523	1:24.111
68	1:02.995	1:24.049
51	1:04.102	1:24.267
88	1:24.440	1:27.216
999	1:25.167	1:27.648

Weather / Track : Cloudy / Dry

Donington Park National: 1.9790 miles
Date: 25/07/2026 Start: 18:25 Finish: 18:34

Results can be found at www.tsl-timing.com

Printed - 18:39 Saturday, 25 July 2026

BMCRC - MRO Championships - Rnd 6 @ Donington Park National

MRO Minitwins & Rookie Minitwins

RACE 19 - POSITION CHART

No	Name	Lap / Pos	1	2	3	4	5	6	7
660	HARRIS	1	333	660	333	333	660	141	333
333	LINDEMANN	2	660	333	660	141	141	660	660
141	HARRIS	3	141	141	141	660	333	333	112
112	NAGY	4	112	112	112	112	112	112	141
66	DUCRAN	5	66	66	66	66	96	96	96
96	HOWARTH	6	96	96	96	96	66	66	66
27	BETTIS	7	24	24	24	27	27	27	27
24	NOBLE	8	27	27	27	24	24	24	24
79	WOLFF	9	33	33	33	33	33	33	33
11	GARROD	10	79	79	79	79	79	79	79
19	LILLEY	11	11	11	11	11	19	11	11
166	KING	12	162	162	19	19	11	19	19
33	COSTIN	13	19	19	162	162	162	162	162
164	FEARNLEY	14	128	128	128	128	944	944	128
162	PRIESTLEY	15	164	944	944	944	128	128	944
944	HOPKINSON	16	944	164	166	166	164	164	164
128	WHIBLEY	17	166	166	164	164	166	166	166
109	PARSONS	18	81	36	36	36	81	762	762
81	MAY	19	36	81	81	81	36	81	109
36	ELLIOTT	20	109	109	109	109	762	109	81
762	SHORT	21	762	762	762	762	109	36	36
119	HEALEY	22	34	34	34	34	34	34	34
471	WALL	23	119	119	119	119	119	119	471
34	JOHNSON	24	471	471	471	471	471	471	119
51	DURANT	25	68	68	68	68	68	68	68
68	BOYES	26	51	51	51	51	51	51	51
999	NORRIS	27	17	17	17	17	88	88	88
17	FEARNLEY	28	88	88	88	88	999	999	999
88	JORDAN	29	999	999	999	999	17	53	
53	ELLAR	30	53	53	53	53	53		
22	DOWDS	31							

Weather / Track : Cloudy / Dry

Donington Park National: 1.9790 miles
Date: 25/07/2026 Start: 18:25 Finish: 18:34

Results can be found at www.tsl-timing.com

Printed - 18:39 Saturday, 25 July 2026

BMCRC - MRO Championships - Rnd 6 @ Donington Park National

MRO Minitwins & Rookie Minitwins

RACE 19 - SECTOR ANALYSIS

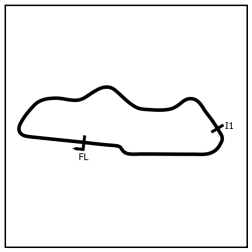

SECTOR 1 = FL to I1, SECTOR 2 = I1 to FL, DIFF = Difference To Personal Best Lap, P = Crossed Finish Line in Pit Lane, D = Time Disallowed

P1 333 David LINDEMANN — Suzuki SV650 - Giraffe Decorators

IDEAL LAP TIME : 1:15.321 BEST LAP TIME : 1:15.535 DIFFERENCE : 0.214

LAP	SECTOR 1	SECTOR 2	LAP TIME	MPH	DIFF	TIME OF DAY
1 -		27.062	1:18.859	90.34	3.324	18:26:53.742
2 -	49.110	27.052	1:16.162	93.54	0.627	18:28:09.904
3 -	***48.499***	27.036	***1:15.535*** **(1)**	***94.32***		***18:29:25.439***
4 -	48.577	26.962	1:15.539 **(2)**	94.31	0.004	18:30:40.978
5 -	48.581	27.177	1:15.758 **(3)**	94.04	0.223	18:31:56.736
6 -	48.593	27.889	1:16.482	93.15	0.947	18:33:13.218
7 -	49.028	***26.822***	1:15.850	93.93	0.315	18:34:29.068

P2 660 Ronnie HARRIS — Suzuki SV650 - Team Harris Racing

IDEAL LAP TIME : 1:14.952 BEST LAP TIME : 1:14.952 DIFFERENCE : 0.000

LAP	SECTOR 1	SECTOR 2	LAP TIME	MPH	DIFF	TIME OF DAY
1 -		27.204	1:18.872	90.33	3.920	18:26:53.755
2 -	48.955	27.080	1:16.035	93.70	1.083	18:28:09.790
3 -	48.817	26.954	1:15.771 **(2)**	94.02	0.819	18:29:25.561
4 -	48.608	27.244	1:15.852 **(3)**	93.92	0.900	18:30:41.413
5 -	***48.283***	***26.669***	***1:14.952*** **(1)**	***95.05***		***18:31:56.365***
6 -	48.500	28.155	1:16.655	92.94	1.703	18:33:13.020
7 -	49.101	27.209	1:16.310	93.36	1.358	18:34:29.330

P3 112 James NAGY — Suzuki SV650 - Nagy Racing

IDEAL LAP TIME : 1:15.102 BEST LAP TIME : 1:15.199 DIFFERENCE : 0.097

LAP	SECTOR 1	SECTOR 2	LAP TIME	MPH	DIFF	TIME OF DAY
1 -		27.403	1:19.373	89.76	4.174	18:26:54.256
2 -	49.015	27.174	1:16.189	93.51	0.990	18:28:10.445
3 -	48.615	27.124	1:15.739 **(3)**	94.06	0.540	18:29:26.184
4 -	***48.395***	27.085	1:15.480 **(2)**	94.39	0.281	18:30:41.664
5 -	48.492	***26.707***	***1:15.199*** **(1)**	***94.74***		***18:31:56.863***
6 -	48.613	27.767	1:16.380	93.27	1.181	18:33:13.243
7 -	49.130	27.128	1:16.258	93.42	1.059	18:34:29.501

P4 141 Bill HARRIS — Suzuki SV650 - Team Harris Racing

IDEAL LAP TIME : 1:15.125 BEST LAP TIME : 1:15.279 DIFFERENCE : 0.154

LAP	SECTOR 1	SECTOR 2	LAP TIME	MPH	DIFF	TIME OF DAY
1 -		26.995	1:19.129	90.03	3.850	18:26:54.012
2 -	49.012	27.131	1:16.143	93.56	0.864	18:28:10.155
3 -	48.727	27.073	1:15.800 **(3)**	93.99	0.521	18:29:25.955
4 -	***48.448***	26.900	1:15.348 **(2)**	94.55	0.069	18:30:41.303
5 -	48.602	***26.677***	***1:15.279*** **(1)**	***94.64***		***18:31:56.582***
6 -	48.560	27.611	1:16.171	93.53	0.892	18:33:12.753
7 -	49.208	27.604	1:16.812	92.75	1.533	18:34:29.565

P5 96 William HOWARTH — Suzuki SV650 -

IDEAL LAP TIME : 1:16.368 BEST LAP TIME : 1:16.414 DIFFERENCE : 0.046

LAP	SECTOR 1	SECTOR 2	LAP TIME	MPH	DIFF	TIME OF DAY
1 -		***27.060***	1:19.917	89.15	3.503	18:26:54.800
2 -	***49.308***	27.106	***1:16.414*** **(1)**	***93.23***		***18:28:11.214***
3 -	49.455	27.239	1:16.694 **(2)**	92.89	0.280	18:29:27.908
4 -	49.497	27.664	1:17.161	92.33	0.747	18:30:45.069
5 -	49.441	27.538	1:16.979 **(3)**	92.55	0.565	18:32:02.048
6 -	49.766	27.600	1:17.366	92.09	0.952	18:33:19.414
7 -	50.490	27.670	1:18.160	91.15	1.746	18:34:37.574

BMCRC - MRO Championships - Rnd 6 @ Donington Park National

MRO Minitwins & Rookie Minitwins

RACE 19 - SECTOR ANALYSIS

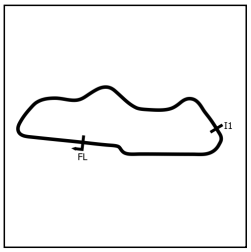

SECTOR 1 = FL to I1, SECTOR 2 = I1 to FL, DIFF = Difference To Personal Best Lap, P = Crossed Finish Line in Pit Lane, D = Time Disallowed

P6 66 Mitch DUCRAN — Suzuki SV650 - JP Haulage / Black Widow Exhausts

IDEAL LAP TIME : 1:16.480 BEST LAP TIME : 1:16.536 DIFFERENCE : 0.056

LAP	SECTOR 1	SECTOR 2	LAP TIME		MPH	DIFF	TIME OF DAY
1 -		***27.103***	1:19.624		89.47	3.088	18:26:54.507
2 -	***49.377***	27.159	***1:16.536***	**(1)**	***93.08***		***18:28:11.043***
3 -	49.415	27.405	1:16.820	**(2)**	92.74	0.284	18:29:27.863
4 -	49.731	27.390	1:17.121	**(3)**	92.38	0.585	18:30:44.984
5 -	49.938	27.376	1:17.314		92.15	0.778	18:32:02.298
6 -	49.670	27.670	1:17.340		92.12	0.804	18:33:19.638
7 -	50.479	27.602	1:18.081		91.24	1.545	18:34:37.719

P7 27 Jack BETTIS — Suzuki SV650 - NB Toolmaking, Upfront Property Services

IDEAL LAP TIME : 1:16.308 BEST LAP TIME : 1:16.406 DIFFERENCE : 0.098

LAP	SECTOR 1	SECTOR 2	LAP TIME		MPH	DIFF	TIME OF DAY
1 -		27.456	1:20.624		88.36	4.218	18:26:55.507
2 -	***48.974***	27.432	***1:16.406***	**(1)**	***93.24***		***18:28:11.913***
3 -	49.101	27.378	1:16.479	**(2)**	93.15	0.073	18:29:28.392
4 -	49.529	***27.334***	1:16.863	**(3)**	92.69	0.457	18:30:45.255
5 -	49.808	27.476	1:17.284		92.18	0.878	18:32:02.539
6 -	49.572	27.794	1:17.366		92.09	0.960	18:33:19.905
7 -	50.604	27.377	1:17.981		91.36	1.575	18:34:37.886

P8 24 RMT Jack NOBLE — Suzuki SV650 -

IDEAL LAP TIME : 1:16.238 BEST LAP TIME : 1:16.238 DIFFERENCE : 0.000

LAP	SECTOR 1	SECTOR 2	LAP TIME		MPH	DIFF	TIME OF DAY
1 -		27.287	1:20.237		88.79	3.999	18:26:55.120
2 -	***49.185***	***27.053***	***1:16.238***	**(1)**	***93.45***		***18:28:11.358***
3 -	49.413	27.272	1:16.685	**(2)**	92.90	0.447	18:29:28.043
4 -	49.655	27.802	1:17.457		91.98	1.219	18:30:45.500
5 -	49.647	27.435	1:17.082	**(3)**	92.42	0.844	18:32:02.582
6 -	49.661	27.782	1:17.443		91.99	1.205	18:33:20.025
7 -	51.026	27.290	1:18.316		90.97	2.078	18:34:38.341

P9 33 Steve COSTIN — Suzuki SV650 WET - Surrey Motorcycles / Traq72 Race Suppor

IDEAL LAP TIME : 1:16.955 BEST LAP TIME : 1:17.068 DIFFERENCE : 0.113

LAP	SECTOR 1	SECTOR 2	LAP TIME		MPH	DIFF	TIME OF DAY
1 -		***27.308***	1:20.786		88.19	3.718	18:26:55.669
2 -	49.713	27.355	***1:17.068***	**(1)**	***92.44***		***18:28:12.737***
3 -	***49.647***	27.609	1:17.256	**(2)**	92.22	0.188	18:29:29.993
4 -	49.734	27.628	1:17.362	**(3)**	92.09	0.294	18:30:47.355
5 -	50.245	27.559	1:17.804		91.57	0.736	18:32:05.159
6 -	50.234	28.336	1:18.570		90.67	1.502	18:33:23.729
7 -	50.952	28.081	1:19.033		90.14	1.965	18:34:42.762

P10 79 RMT Conor WOLFF — Suzuki SV650 -

IDEAL LAP TIME : 1:17.698 BEST LAP TIME : 1:17.904 DIFFERENCE : 0.206

LAP	SECTOR 1	SECTOR 2	LAP TIME		MPH	DIFF	TIME OF DAY
1 -		***27.480***	1:21.488		87.43	3.584	18:26:56.371
2 -	50.450	27.504	1:17.954	**(2)**	91.39	0.050	18:28:14.325
3 -	50.377	27.748	1:18.125	**(3)**	91.19	0.221	18:29:32.450
4 -	50.483	27.961	1:18.444		90.82	0.540	18:30:50.894
5 -	***50.218***	27.686	***1:17.904***	**(1)**	***91.45***		***18:32:08.798***
6 -	50.365	27.967	1:18.332		90.95	0.428	18:33:27.130
7 -	50.637	27.566	1:18.203		91.10	0.299	18:34:45.333

BMCRC - MRO Championships - Rnd 6 @ Donington Park National

MRO Minitwins & Rookie Minitwins

RACE 19 - SECTOR ANALYSIS

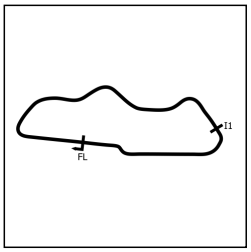

SECTOR 1 = FL to I1, SECTOR 2 = I1 to FL, DIFF = Difference To Personal Best Lap, P = Crossed Finish Line in Pit Lane, D = Time Disallowed

P11 11 RMT Alfie GARROD — Suzuki SV650 - ATP Motorsport

IDEAL LAP TIME : 1:18.160 BEST LAP TIME : 1:18.471 DIFFERENCE : 0.311

LAP	SECTOR 1	SECTOR 2	LAP TIME	MPH	DIFF	TIME OF DAY
1 -		***27.795***	1:22.739	86.10	4.268	18:26:57.622
2 -	51.108	27.925	1:19.033	90.14	0.562	18:28:16.655
3 -	51.105	28.174	1:19.279	89.86	0.808	18:29:35.934
4 -	51.097	28.318	1:19.415	89.71	0.944	18:30:55.349
5 -	50.856	28.121	1:18.977 **(3)**	90.21	0.506	18:32:14.326
6 -	50.635	28.048	1:18.683 **(2)**	90.54	0.212	18:33:33.009
7 -	***50.365***	28.106	***1:18.471*** **(1)**	***90.79***		***18:34:51.480***

P12 19 Kevin LILLEY — Suzuki SV650 - Trafalgar Cleaning Eqpt. / Steve Jordan Motorcy

IDEAL LAP TIME : 1:17.927 BEST LAP TIME : 1:18.371 DIFFERENCE : 0.444

LAP	SECTOR 1	SECTOR 2	LAP TIME	MPH	DIFF	TIME OF DAY
1 -		28.804	1:24.538	84.27	6.167	18:26:59.421
2 -	50.586	28.116	1:18.702	90.52	0.331	18:28:18.123
3 -	***50.094***	28.313	1:18.407 **(2)**	90.86	0.036	18:29:36.530
4 -	50.706	28.264	1:18.970	90.21	0.599	18:30:55.500
5 -	50.861	***27.833***	1:18.694 **(3)**	90.53	0.323	18:32:14.194
6 -	50.953	28.272	1:19.225	89.92	0.854	18:33:33.419
7 -	50.160	28.211	***1:18.371*** **(1)**	***90.90***		***18:34:51.790***

P13 162 Max PRIESTLEY — Suzuki SV650 -

IDEAL LAP TIME : 1:18.951 BEST LAP TIME : 1:19.093 DIFFERENCE : 0.142

LAP	SECTOR 1	SECTOR 2	LAP TIME	MPH	DIFF	TIME OF DAY
1 -		28.284	1:23.030	85.80	3.937	18:26:57.913
2 -	51.063	***28.030***	***1:19.093*** **(1)**	***90.07***		***18:28:17.006***
3 -	51.217	28.484	1:19.701	89.39	0.608	18:29:36.707
4 -	51.293	28.191	1:19.484	89.63	0.391	18:30:56.191
5 -	51.390	28.374	1:19.764	89.32	0.671	18:32:15.955
6 -	51.044	28.425	1:19.469 **(3)**	89.65	0.376	18:33:35.424
7 -	***50.921***	28.288	1:19.209 **(2)**	89.94	0.116	18:34:54.633

P14 128 RMT Brannon WHIBLEY — Suzuki SV650 SK1 -

IDEAL LAP TIME : 1:19.214 BEST LAP TIME : 1:19.511 DIFFERENCE : 0.297

LAP	SECTOR 1	SECTOR 2	LAP TIME	MPH	DIFF	TIME OF DAY
1 -		29.030	1:24.580	84.23	5.069	18:26:59.463
2 -	***51.250***	28.261	***1:19.511*** **(1)**	***89.60***		***18:28:18.974***
3 -	51.361	28.545	1:19.906 **(3)**	89.16	0.395	18:29:38.880
4 -	52.045	28.481	1:20.526	88.47	1.015	18:30:59.406
5 -	51.480	28.797	1:20.277	88.75	0.766	18:32:19.683
6 -	51.277	28.265	1:19.542 **(2)**	89.57	0.031	18:33:39.225
7 -	52.007	***27.964***	1:19.971	89.09	0.460	18:34:59.196

P15 944 Bradley HOPKINSON — Suzuki SV650 - B&D racing

IDEAL LAP TIME : 1:19.305 BEST LAP TIME : 1:19.413 DIFFERENCE : 0.108

LAP	SECTOR 1	SECTOR 2	LAP TIME	MPH	DIFF	TIME OF DAY
1 -		28.853	1:25.267	83.55	5.854	18:27:00.150
2 -	51.828	28.333	1:20.161	88.87	0.748	18:28:20.311
3 -	***51.074***	28.339	***1:19.413*** **(1)**	***89.71***		***18:29:39.724***
4 -	51.351	28.613	1:19.964	89.09	0.551	18:30:59.688
5 -	51.412	***28.231***	1:19.643 **(2)**	89.45	0.230	18:32:19.331
6 -	51.422	28.369	1:19.791 **(3)**	89.29	0.378	18:33:39.122
7 -	51.553	28.728	1:20.281	88.74	0.868	18:34:59.403

BMCRC - MRO Championships - Rnd 6 @ Donington Park National

MRO Minitwins & Rookie Minitwins

RACE 19 - SECTOR ANALYSIS

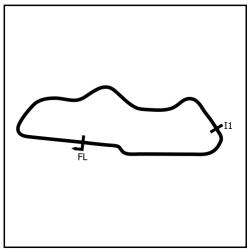

SECTOR 1 = FL to I1, SECTOR 2 = I1 to FL, DIFF = Difference To Personal Best Lap, P = Crossed Finish Line in Pit Lane, D = Time Disallowed

P16 **164** **Adam FEARNLEY** Suzuki SV650 -

IDEAL LAP TIME : 1:19.376 BEST LAP TIME : 1:19.431 DIFFERENCE : 0.055

LAP	SECTOR 1	SECTOR 2	LAP TIME		MPH	DIFF	TIME OF DAY
1 -		28.990	1:25.119		83.70	5.688	18:27:00.002
2 -	51.950	28.677	1:20.627		88.36	1.196	18:28:20.629
3 -	52.005	***28.204***	1:20.209		88.82	0.778	18:29:40.838
4 -	51.197	28.631	1:19.828	**(3)**	89.24	0.397	18:31:00.666
5 -	***51.172***	28.259	***1:19.431***	**(1)**	***89.69***		***18:32:20.097***
6 -	51.191	28.303	1:19.494	**(2)**	89.62	0.063	18:33:39.591
7 -	51.396	28.700	1:20.096		88.95	0.665	18:34:59.687

P17 **166** **Ben KING** Suzuki SV650 - Stour valley game

IDEAL LAP TIME : 1:19.241 BEST LAP TIME : 1:19.483 DIFFERENCE : 0.242

LAP	SECTOR 1	SECTOR 2	LAP TIME		MPH	DIFF	TIME OF DAY
1 -		30.030	1:25.284		83.54	5.801	18:27:00.167
2 -	52.381	***28.340***	1:20.721		88.26	1.238	18:28:20.888
3 -	51.373	28.357	1:19.730	**(3)**	89.35	0.247	18:29:40.618
4 -	***50.901***	28.704	1:19.605	**(2)**	89.49	0.122	18:31:00.223
5 -	51.710	28.691	1:20.401		88.61	0.918	18:32:20.624
6 -	51.027	28.456	***1:19.483***	**(1)**	***89.63***		***18:33:40.107***
7 -	51.521	28.464	1:19.985		89.07	0.502	18:35:00.092

P18 **762** **RMT** **Lawrence SHORT** Suzuki SV650 -

IDEAL LAP TIME : 1:20.089 BEST LAP TIME : 1:20.426 DIFFERENCE : 0.337

LAP	SECTOR 1	SECTOR 2	LAP TIME		MPH	DIFF	TIME OF DAY
1 -		28.509	1:26.806		82.07	6.380	18:27:01.689
2 -	52.861	28.637	1:21.498		87.42	1.072	18:28:23.187
3 -	52.913	28.521	1:21.434		87.48	1.008	18:29:44.621
4 -	52.233	***28.503***	1:20.736	**(3)**	88.24	0.310	18:31:05.357
5 -	***51.586***	28.840	***1:20.426***	**(1)**	***88.58***		***18:32:25.783***
6 -	52.032	28.655	1:20.687	**(2)**	88.29	0.261	18:33:46.470
7 -	51.966	28.843	1:20.809		88.16	0.383	18:35:07.279

P19 **109** **Logan PARSONS** Suzuki SV650 - IMP Racing & Log Racing

IDEAL LAP TIME : 1:20.224 BEST LAP TIME : 1:20.243 DIFFERENCE : 0.019

LAP	SECTOR 1	SECTOR 2	LAP TIME		MPH	DIFF	TIME OF DAY
1 -		***28.665***	1:26.460		82.40	6.217	18:27:01.343
2 -	52.695	28.763	1:21.458		87.46	1.215	18:28:22.801
3 -	52.113	28.883	1:20.996	**(3)**	87.96	0.753	18:29:43.797
4 -	52.086	28.789	1:20.875	**(2)**	88.09	0.632	18:31:04.672
5 -	52.010	29.264	1:21.274		87.66	1.031	18:32:25.946
6 -	52.461	28.709	1:21.170		87.77	0.927	18:33:47.116
7 -	***51.559***	28.684	***1:20.243***	**(1)**	***88.78***		***18:35:07.359***

P20 **81** **Malvern MAY** Suzuki SV650 - IMP racing

IDEAL LAP TIME : 1:20.124 BEST LAP TIME : 1:20.488 DIFFERENCE : 0.364

LAP	SECTOR 1	SECTOR 2	LAP TIME		MPH	DIFF	TIME OF DAY
1 -		28.935	1:25.900		82.94	5.412	18:27:00.783
2 -	52.372	28.734	1:21.106		87.84	0.618	18:28:21.889
3 -	51.979	28.509	***1:20.488***	**(1)**	***88.51***		***18:29:42.377***
4 -	52.862	29.181	1:22.043		86.84	1.555	18:31:04.420
5 -	***51.662***	29.110	1:20.772	**(3)**	88.20	0.284	18:32:25.192
6 -	52.270	29.568	1:21.838		87.05	1.350	18:33:47.030
7 -	52.189	***28.462***	1:20.651	**(2)**	88.33	0.163	18:35:07.681

BMCRC - MRO Championships - Rnd 6 @ Donington Park National

MRO Minitwins & Rookie Minitwins

RACE 19 - SECTOR ANALYSIS

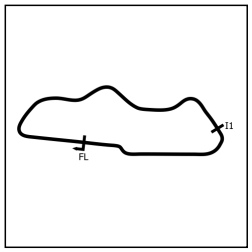

SECTOR 1 = FL to I1, SECTOR 2 = I1 to FL, DIFF = Difference To Personal Best Lap, P = Crossed Finish Line in Pit Lane, D = Time Disallowed

P21 36 RMT Scott ELLIOTT — Suzuki SV650 - Sprockets Racing

IDEAL LAP TIME : 1:20.215 BEST LAP TIME : 1:20.504 DIFFERENCE : 0.289

LAP	SECTOR 1	SECTOR 2	LAP TIME	MPH	DIFF	TIME OF DAY
1 -		28.576	1:25.910	82.93	5.406	18:27:00.793
2 -	52.119	***28.385***	***1:20.504*** **(1)**	***88.50***		***18:28:21.297***
3 -	52.201	28.540	1:20.741 **(3)**	88.24	0.237	18:29:42.038
4 -	52.746	28.610	1:21.356	87.57	0.852	18:31:03.394
5 -	52.380	29.938	1:22.318	86.55	1.814	18:32:25.712
6 -	52.402	29.095	1:21.497	87.42	0.993	18:33:47.209
7 -	***51.830***	28.691	1:20.521 **(2)**	88.48	0.017	18:35:07.730

P22 34 Andrew JOHNSON — Suzuki SV650 - Rose & Charlie Racing

IDEAL LAP TIME : 1:21.004 BEST LAP TIME : 1:21.315 DIFFERENCE : 0.311

LAP	SECTOR 1	SECTOR 2	LAP TIME	MPH	DIFF	TIME OF DAY
1 -		28.775	1:28.044	80.92	6.729	18:27:02.927
2 -	52.815	28.618	1:21.433 **(3)**	87.49	0.118	18:28:24.360
3 -	52.905	28.770	1:21.675	87.23	0.360	18:29:46.035
4 -	52.790	***28.525***	***1:21.315*** **(1)**	***87.61***		***18:31:07.350***
5 -	***52.479***	28.924	1:21.403 **(2)**	87.52	0.088	18:32:28.753
6 -	52.542	29.248	1:21.790	87.10	0.475	18:33:50.543
7 -	52.809	29.326	1:22.135	86.74	0.820	18:35:12.678

P23 471 David WALL — Suzuki SV650 - B&D Racing

IDEAL LAP TIME : 1:22.074 BEST LAP TIME : 1:22.199 DIFFERENCE : 0.125

LAP	SECTOR 1	SECTOR 2	LAP TIME	MPH	DIFF	TIME OF DAY
1 -		29.226	1:29.821	79.32	7.622	18:27:04.704
2 -	53.458	29.818	1:23.276	85.55	1.077	18:28:27.980
3 -	53.001	***29.198***	***1:22.199*** **(1)**	***86.67***		***18:29:50.179***
4 -	53.021	29.353	1:22.374 **(2)**	86.49	0.175	18:31:12.553
5 -	53.093	29.510	1:22.603	86.25	0.404	18:32:35.156
6 -	53.118	29.569	1:22.687	86.16	0.488	18:33:57.843
7 -	***52.876***	29.539	1:22.415 **(3)**	86.44	0.216	18:35:20.258

P24 119 Simon HEALEY — Suzuki SV650 - Popular Tyres Ltd / Steam Packet

IDEAL LAP TIME : 1:22.158 BEST LAP TIME : 1:22.378 DIFFERENCE : 0.220

LAP	SECTOR 1	SECTOR 2	LAP TIME	MPH	DIFF	TIME OF DAY
1 -		***28.938***	1:28.455	80.54	6.077	18:27:03.338
2 -	53.313	29.267	1:22.580 **(2)**	86.27	0.202	18:28:25.918
3 -	***53.220***	29.158	***1:22.378*** **(1)**	***86.48***		***18:29:48.296***
4 -	53.401	29.294	1:22.695 **(3)**	86.15	0.317	18:31:10.991
5 -	53.490	29.237	1:22.727	86.12	0.349	18:32:33.718
6 -	53.846	29.916	1:23.762	85.05	1.384	18:33:57.480
7 -	54.355	29.756	1:24.111	84.70	1.733	18:35:21.591

P25 68 RMT Samuel BOYES — Suzuki SV650 -

IDEAL LAP TIME : 1:23.682 BEST LAP TIME : 1:23.837 DIFFERENCE : 0.155

LAP	SECTOR 1	SECTOR 2	LAP TIME	MPH	DIFF	TIME OF DAY
1 -		29.771	1:31.310	78.02	7.473	18:27:06.193
2 -	55.466	29.559	1:25.025	83.79	1.188	18:28:31.218
3 -	54.664	***29.354***	1:24.018 **(2)**	84.79	0.181	18:29:55.236
4 -	55.108	29.552	1:24.660	84.15	0.823	18:31:19.896
5 -	***54.328***	29.509	***1:23.837*** **(1)**	***84.98***		***18:32:43.733***
6 -	54.510	29.771	1:24.281	84.53	0.444	18:34:08.014
7 -	54.571	29.478	1:24.049 **(3)**	84.76	0.212	18:35:32.063

BMCRC - MRO Championships - Rnd 6 @ Donington Park National

MRO Minitwins & Rookie Minitwins

RACE 19 - SECTOR ANALYSIS

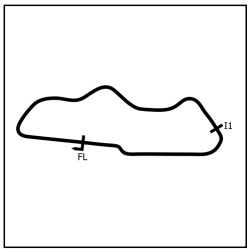

SECTOR 1 = FL to I1, SECTOR 2 = I1 to FL, DIFF = Difference To Personal Best Lap, P = Crossed Finish Line in Pit Lane, D = Time Disallowed

P26 51 Andrew DURANT Suzuki SV650 -

IDEAL LAP TIME : 1:23.656 BEST LAP TIME : 1:23.982 DIFFERENCE : 0.326

LAP	SECTOR 1	SECTOR 2	LAP TIME	MPH	DIFF	TIME OF DAY
1 -		32.338	1:32.354	77.14	8.372	18:27:07.237
2 -	54.861	29.864	1:24.725	84.09	0.743	18:28:31.962
3 -	54.354	***29.628***	***1:23.982*** **(1)**	***84.83***		***18:29:55.944***
4 -	54.720	29.963	1:24.683	84.13	0.701	18:31:20.627
5 -	54.158	29.847	1:24.005 **(2)**	84.81	0.023	18:32:44.632
6 -	***54.028***	30.243	1:24.271	84.54	0.289	18:34:08.903
7 -	54.536	29.731	1:24.267 **(3)**	84.54	0.285	18:35:33.170

P27 88 RMT Lance JORDAN Suzuki SV650 -

IDEAL LAP TIME : 1:26.382 BEST LAP TIME : 1:26.815 DIFFERENCE : 0.433

LAP	SECTOR 1	SECTOR 2	LAP TIME	MPH	DIFF	TIME OF DAY
1 -		32.017	1:34.659	75.26	7.844	18:27:09.542
2 -	57.249	***30.538***	1:27.787	81.15	0.972	18:28:37.329
3 -	56.107	31.397	1:27.504	81.42	0.689	18:30:04.833
4 -	56.309	30.748	1:27.057 **(2)**	81.83	0.242	18:31:31.890
5 -	***55.844***	30.971	***1:26.815*** **(1)**	***82.06***		***18:32:58.705***
6 -	56.217	31.370	1:27.587	81.34	0.772	18:34:26.292
7 -	56.409	30.807	1:27.216 **(3)**	81.68	0.401	18:35:53.508

P28 999 Tony NORRIS Kawasaki ER6 - Humber Moto Breakers Ltd.

IDEAL LAP TIME : 1:26.338 BEST LAP TIME : 1:26.839 DIFFERENCE : 0.501

LAP	SECTOR 1	SECTOR 2	LAP TIME	MPH	DIFF	TIME OF DAY
1 -		30.720	1:35.171	74.86	8.332	18:27:10.054
2 -	57.528	30.692	1:28.220	80.75	1.381	18:28:38.274
3 -	56.293	30.546	***1:26.839*** **(1)**	***82.04***		***18:30:05.113***
4 -	56.869	***30.249***	1:27.118 **(3)**	81.78	0.279	18:31:32.231
5 -	***56.089***	31.018	1:27.107 **(2)**	81.79	0.268	18:32:59.338
6 -	56.102	31.147	1:27.249	81.65	0.410	18:34:26.587
7 -	56.593	31.055	1:27.648	81.28	0.809	18:35:54.235

P29 53 RMT Alex ELLAR Suzuki SV650 -

IDEAL LAP TIME : 1:28.982 BEST LAP TIME : 1:29.049 DIFFERENCE : 0.067

LAP	SECTOR 1	SECTOR 2	LAP TIME	MPH	DIFF	TIME OF DAY
1 -		31.667	1:37.366	73.17	8.317	18:27:12.249
2 -	59.532	31.422	1:30.954	78.33	1.905	18:28:43.203
3 -	58.813	31.171	1:29.984 **(3)**	79.17	0.935	18:30:13.187
4 -	59.589	31.108	1:30.697	78.55	1.648	18:31:43.884
5 -	***58.338***	31.015	1:29.353 **(2)**	79.73	0.304	18:33:13.237
6 -	58.405	***30.644***	***1:29.049*** **(1)**	***80.00***		***18:34:42.286***

P30 17 RMT Simon FEARNLEY Suzuki SV650 - Advanced Driver Training

IDEAL LAP TIME : 1:26.568 BEST LAP TIME : 1:26.967 DIFFERENCE : 0.399

LAP	SECTOR 1	SECTOR 2	LAP TIME	MPH	DIFF	TIME OF DAY
1 -	OUTLAP	31.006	1:34.369	75.49	7.402	18:27:09.252
2 -	57.022	30.550	1:27.572 **(2)**	81.35	0.605	18:28:36.824
3 -	56.225	30.742	***1:26.967*** **(1)**	***81.92***		***18:30:03.791***
4 -	57.111	***30.462***	1:27.573 **(3)**	81.35	0.606	18:31:31.364
5 -	***56.106***	32.775	1:28.881	80.15	1.914	18:33:00.245

BMCRC - MRO Championships - Rnd 6 @ Donington Park National

MRO Minitwins & Rookie Minitwins

RACE 19 - BEST SECTORS

	SECTOR 1		SECTOR 2	
POS	NO	TIME	NO	TIME
1	660	**48.283**	660	**26.669**
2	112	**48.395**	141	**26.677**
3	141	**48.448**	112	**26.707**
4	333	**48.499**	333	**26.822**
5	27	**48.974**	24	**27.053**
6	24	**49.185**	96	**27.060**
7	96	**49.308**	66	**27.103**
8	66	**49.377**	33	**27.308**
9	33	**49.647**	27	**27.334**
10	19	**50.094**	79	**27.480**
11	79	**50.218**	11	**27.795**
12	11	**50.365**	19	**27.833**
13	166	**50.901**	128	**27.964**
14	162	**50.921**	162	**28.030**
15	944	**51.074**	164	**28.204**
16	164	**51.172**	944	**28.231**
17	128	**51.250**	166	**28.340**
18	109	**51.559**	36	**28.385**
19	762	**51.586**	81	**28.462**
20	81	**51.662**	762	**28.503**
21	36	**51.830**	34	**28.525**
22	34	**52.479**	109	**28.665**
23	471	**52.876**	119	**28.938**
24	119	**53.220**	471	**29.198**
25	51	**54.028**	68	**29.354**
26	68	**54.328**	51	**29.628**
27	88	**55.844**	999	**30.249**
28	999	**56.089**	17	**30.462**
29	17	**56.106**	88	**30.538**
30	53	**58.338**	53	**30.644**

IDEAL / BEST COMPARISON

POS	NO	NAME	IDEAL	BEST	DIFF
		PERFECT LAP	**1:14.952**		
1	**660**	HARRIS	1:14.952	1:14.952	**0.000**
2	**112**	NAGY	1:15.102	1:15.199	**0.097**
3	**141**	HARRIS	1:15.125	1:15.279	**0.154**
4	**333**	LINDEMANN	1:15.321	1:15.535	**0.214**
5	**24**	NOBLE	1:16.238	1:16.238	**0.000**
6	**27**	BETTIS	1:16.308	1:16.406	**0.098**
7	**96**	HOWARTH	1:16.368	1:16.414	**0.046**
8	**66**	DUCRAN	1:16.480	1:16.536	**0.056**
9	**33**	COSTIN	1:16.955	1:17.068	**0.113**
10	**79**	WOLFF	1:17.698	1:17.904	**0.206**
11	**19**	LILLEY	1:17.927	1:18.371	**0.444**
12	**11**	GARROD	1:18.160	1:18.471	**0.311**
13	**162**	PRIESTLEY	1:18.951	1:19.093	**0.142**
14	**128**	WHIBLEY	1:19.214	1:19.511	**0.297**
15	**166**	KING	1:19.241	1:19.483	**0.242**
16	**944**	HOPKINSON	1:19.305	1:19.413	**0.108**
17	**164**	FEARNLEY	1:19.376	1:19.431	**0.055**
18	**762**	SHORT	1:20.089	1:20.426	**0.337**
19	**81**	MAY	1:20.124	1:20.488	**0.364**
20	**36**	ELLIOTT	1:20.215	1:20.504	**0.289**
21	**109**	PARSONS	1:20.224	1:20.243	**0.019**
22	**34**	JOHNSON	1:21.004	1:21.315	**0.311**
23	**471**	WALL	1:22.074	1:22.199	**0.125**
24	**119**	HEALEY	1:22.158	1:22.378	**0.220**
25	**51**	DURANT	1:23.656	1:23.982	**0.326**
26	**68**	BOYES	1:23.682	1:23.837	**0.155**
27	**999**	NORRIS	1:26.338	1:26.839	**0.501**
28	**88**	JORDAN	1:26.382	1:26.815	**0.433**
29	**17**	FEARNLEY	1:26.568	1:26.967	**0.399**
30	**53**	ELLAR	1:28.982	1:29.049	**0.067**

Weather / Track : Cloudy / Dry

Donington Park National: 1.9790 miles
Date: 25/07/2026 Start: 18:25 Finish: 18:34

Results can be found at www.tsl-timing.com

Printed - 18:39 Saturday, 25 July 2026

BMCRC - MRO Championships - Rnd 6 @ Donington Park National

MRO Minitwins & Rookie Minitwins

RACE 19 - STATISTICS

Competitors Started	30
Planned Start	2026-07-25 @ 17:47:00.000
Actual Start	2026-07-25 @ 18:25:34.883
Finish Time	2026-07-25 @ 18:34:29.067
Track Length	1.9790mi.
Total Laps	207
Total Distance Covered	409.6669mi.

Session Fastest Lap History

NO	CL	NAME	LAP TIME	TIME OF DAY	LAP	VEHICLE
660		**Ronnie HARRIS**	**1:16.035**	18:28:09.790	2	Suzuki SV650
333		**David LINDEMANN**	**1:15.535**	18:29:25.439	3	Suzuki SV650
141		**Bill HARRIS**	**1:15.348**	18:30:41.303	4	Suzuki SV650
660		**Ronnie HARRIS**	**1:14.952**	18:31:56.365	5	Suzuki SV650

Session Leader History

NO	CL	NAME	FROM LAP	LAPS LED	DISTANCE	VEHICLE
333		**David LINDEMANN**	1	1	1.94 miles	Suzuki SV650
660		**Ronnie HARRIS**	2	1	1.97 miles	Suzuki SV650
333		**David LINDEMANN**	3	2	3.95 miles	Suzuki SV650
660		**Ronnie HARRIS**	5	1	1.97 miles	Suzuki SV650
141		**Bill HARRIS**	6	1	1.97 miles	Suzuki SV650
333		**David LINDEMANN**	7	1	1.97 miles	Suzuki SV650

Flag History

TYPE	TIME OF DAY
GREEN	18:25:34.883
FINISH	18:34:29.067

Flag Statistics

TYPE	COUNT	TOTAL LAPS	TOTAL TIME
Green	1	7	10:25.967
Red	0	0	0.000
Safety Car	0	0	0.000
FCY	0	0	0.000

Weather / Track : Cloudy / Dry

Donington Park National: 1.9790 miles
Date: 25/07/2026 Start: 18:25 Finish: 18:34

BMCRC - MRO Championships - Rnd 6 @ Donington Park National

MRO Minitwins & Rookie Minitwins

RACE 19 - STATISTICS

CLASS : 20 Starters

Fastest Lap History

NO	NAME	LAP TIME	TIME OF DAY	LAP	VEHICLE
660	**Ronnie HARRIS**	**1:16.035**	18:28:09.790	2	Suzuki SV650
333	**David LINDEMANN**	**1:15.535**	18:29:25.439	3	Suzuki SV650
141	**Bill HARRIS**	**1:15.348**	18:30:41.303	4	Suzuki SV650
660	**Ronnie HARRIS**	**1:14.952**	18:31:56.365	5	Suzuki SV650

Leader History

NO	NAME	FROM LAP	LAPS LED	DISTANCE	VEHICLE
333	**David LINDEMANN**	1	1	1.94 miles	Suzuki SV650
660	**Ronnie HARRIS**	2	1	1.97 miles	Suzuki SV650
333	**David LINDEMANN**	3	2	3.95 miles	Suzuki SV650
660	**Ronnie HARRIS**	5	1	1.97 miles	Suzuki SV650
141	**Bill HARRIS**	6	1	1.97 miles	Suzuki SV650
333	**David LINDEMANN**	7	1	1.97 miles	Suzuki SV650

BMCRC - MRO Championships - Rnd 6 @ Donington Park National

MRO Minitwins & Rookie Minitwins

RACE 19 - STATISTICS

CLASS : RMT

10 Starters

Fastest Lap History

NO	NAME	LAP TIME	TIME OF DAY	LAP	VEHICLE
24	**Jack NOBLE**	**1:16.238**	18:28:11.358	2	Suzuki SV650

Leader History

NO	NAME	FROM LAP	LAPS LED	DISTANCE	VEHICLE
24	**Jack NOBLE**	1	7	13.81 miles	Suzuki SV650

BMCRC - MRO Championships - Rnd 6 @ Donington Park National

MRO Minitwins & Rookie Minitwins

RACE 10 - GRID (10 Laps)



These results are provisional until the conclusion of any judicial and technical matters.

Donington Park National: 1.9790 miles

Clerk Of Course: Caroline Patterson / Andy Brown	Timekeeper: Richard Evans	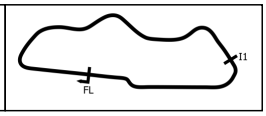

Results can be found at www.tsl-timing.com

Printed - 18:41 Saturday, 25 July 2026

BMCRC - MRO Championships - Rnd 6 @ Donington Park National

MRO Minitwins & Rookie Minitwins

RACE 10 - CLASSIFICATION

Race Distance: 9 Laps / 17.81 miles

POS	NO	CL	PIC	NAME	ENTRY	LAPS	TIME	GAP	DIFF	MPH	BEST	ON	GRD	↑↓
1	333		1	David LINDEMANN	Suzuki SV650 - Giraffe Decorators	9	11:23.718			93.58	1:15.055	9	4	3
2	660		2	Ronnie HARRIS	Suzuki SV650 - Team Harris Racing	9	11:23.783	0.065	0.065	93.57	1:15.178	8	1	-1
3	112		3	James NAGY	Suzuki SV650 - Nagy Racing	9	11:24.067	0.349	0.284	93.53	1:15.192	8	2	-1
4	141		4	Bill HARRIS	Suzuki SV650 - Team Harris Racing	9	11:24.536	0.818	0.469	93.47	1:15.164	8	3	-1
5	96		5	William HOWARTH	Suzuki SV650 -	9	11:33.260	9.542	8.724	92.29	1:15.933	3	7	2
6	27		6	Jack BETTIS	Suzuki SV650 - NB Toolmaking, Upfront Property Services	9	11:38.593	14.875	5.333	91.59	1:16.435	2	6	0
7	33		7	Steve COSTIN	Suzuki SV650 WET - Surrey Motorcycles / Traq72 Race Sup	9	11:41.709	17.991	3.116	91.18	1:16.930	2	9	2
8	24	RMT	1	Jack NOBLE	Suzuki SV650 -	9	11:41.926	18.208	0.217	91.15	1:15.719	2	5	-3
9	79	RMT	2	Conor WOLFF	Suzuki SV650 -	9	11:45.637	21.919	3.711	90.67	1:17.572	8	10	1
10	11	RMT	3	Alfie GARROD	Suzuki SV650 - ATP Motorsport	9	11:51.801	28.083	6.164	89.89	1:17.918	2	12	2
11	19		8	Kevin LILLEY	Suzuki SV650 - Trafalgar Cleaning Eqpt. / Steve Jordan Mot	9	11:59.496	35.778	7.695	88.93	1:18.584	2	11	0
12	944		9	Bradley HOPKINSON	Suzuki SV650 - B&D racing	9	12:02.332	38.614	2.836	88.58	1:18.850	8	14	2
13	166		10	Ben KING	Suzuki SV650 - Stour valley game	9	12:02.699	38.981	0.367	88.53	1:18.805	9	16	3
14	164		11	Adam FEARNLEY	Suzuki SV650 -	9	12:02.908	39.190	0.209	88.51	1:18.802	9	15	1
15	762	RMT	4	Lawrence SHORT	Suzuki SV650 -	9	12:13.248	49.530	10.340	87.26	1:20.504	5	19	4
16	81		12	Malvern MAY	Suzuki SV650 - IMP racing	9	12:19.737	56.019	6.489	86.49	1:19.544	9	20	4
17	109		13	Logan PARSONS	Suzuki SV650 - IMP Racing & Log Racing	9	12:19.800	56.082	0.063	86.48	1:21.007	8	18	1
18	34		14	Andrew JOHNSON	Suzuki SV650 - Rose & Charlie Racing	9	12:27.586	1:03.868	7.786	85.58	1:21.355	9	22	4
19	119		15	Simon HEALEY	Suzuki SV650 - Popular Tyres Ltd / Steam Packet	9	12:28.399	1:04.681	0.813	85.49	1:21.424	9	24	5
20	36	RMT	5	Scott ELLIOTT	Suzuki SV650 - Sprockets Racing	9	12:28.758	1:05.040	0.359	85.45	1:22.188	5	21	1
21	471		16	David WALL	Suzuki SV650 - B&D Racing	9	12:44.270	1:20.552	15.512	83.72	1:23.265	8	23	2
22	51		17	Andrew DURANT	Suzuki SV650 -	9	12:45.124	1:21.406	0.854	83.62	1:22.958	8	26	4
23	68	RMT	6	Samuel BOYES	Suzuki SV650 -	9	12:45.401	1:21.683	0.277	83.59	1:22.716	8	25	2
24	88	RMT	7	Lance JORDAN	Suzuki SV650 -	8	11:46.799	1 Lap	1 Lap	80.44	1:25.698	6	27	3
25	999		18	Tony NORRIS	Kawasaki ER6 - Humber Moto Breakers Ltd.	8	11:48.592	1 Lap	1.793	80.24	1:26.963	2	28	3
26	17	RMT	8	Simon FEARNLEY	Suzuki SV650 - Advanced Driver Training	8	11:49.183	1 Lap	0.591	80.17	1:26.470	8	29	3
					NOT CLASSIFIED									
DNF	66			Mitch DUCRAN	Suzuki SV650 - JP Haulage / Black Widow Exhausts	2	2:35.028	7 Laps	6 Laps	91.03	1:15.595	2	8	
					NOT STARTED									
NS	162			Max PRIESTLEY	Suzuki SV650 -								13	
NS	128	RMT		Brannon WHIBLEY	Suzuki SV650 SK1 -								17	
NS	53	RMT		Alex ELLAR	Suzuki SV650 -								30	
NS	22			Darren DOWDS	Suzuki SV650 - Sublime Dsg Ltd								31	
					FASTEST LAP									
	333			David LINDEMANN	Suzuki SV650 - Giraffe Decorators	9	1:15.055		94.92 mph		152.76 kph			
	24	RMT		Jack NOBLE	Suzuki SV650 -	2	1:15.719		94.09 mph		151.42 kph			

Class - 92.5% of Race Speed = 86.56 mph
Class RMT - 92.5% of Race Speed = 84.31 mph

Weather / Track : Cloudy / Dry
These results are provisional until the conclusion of any judicial and technical matters.

Date: 26/07/2026 Start: 14:09 Finish: 14:20
Donington Park National: 1.9790 miles

Clerk Of Course: Caroline Patterson / Andy Brown	Timekeeper: Richard Evans	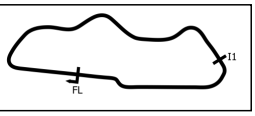

Results can be found at www.tsl-timing.com

Printed - 14:22 Sunday, 26 July 2026

BMCRC - MRO Championships - Rnd 6 @ Donington Park National

MRO Minitwins & Rookie Minitwins

RACE 10 - LAP CHART

LAP 1 @ 14:10:32.772

NO	BEHIND	LAP TIME
333		1:18.696
660	0.016	1:18.712
141	0.161	1:18.857
112	0.475	1:19.171
66	0.737	1:19.433
24	1.032	1:19.728
96	1.270	1:19.966
33	1.895	1:20.591
27	2.315	1:21.011
79	3.105	1:21.801
11	3.602	1:22.298
19	4.326	1:23.022
944	5.491	1:24.187
166	5.645	1:24.341
164	5.901	1:24.597
81	6.667	1:25.363
109	7.792	1:26.488
762	8.425	1:27.121
34	9.542	1:28.238
36	9.747	1:28.443
119	10.129	1:28.825
51	11.768	1:30.464
88	13.818	1:32.514
68	13.975	1:32.671
999	14.896	1:33.592
17	16.006	1:34.702
471	16.150	1:34.846

LAP 2 @ 14:11:48.088

NO	BEHIND	LAP TIME
660		1:15.300
333	0.176	1:15.492
141	0.290	1:15.445
112	0.636	1:15.477
66	1.016	1:15.595
24	1.435	1:15.719
96	1.896	1:15.942
27	3.434	1:16.435
33	3.509	1:16.930
79	5.548	1:17.759
11	6.204	1:17.918
19	7.594	1:18.584
944	10.288	1:20.113
166	10.448	1:20.119
164	10.789	1:20.204
81	12.200	1:20.849
762	13.731	1:20.622
109	13.925	1:21.449
34	16.076	1:21.850
119	16.968	1:22.155
36	17.047	1:22.616
51	20.754	1:24.302
68	23.535	1:24.876
471	25.616	1:24.782
999	26.543	1:26.963
88	28.238	1:29.736
17	28.366	1:27.676

LAP 3 @ 14:13:03.483

NO	BEHIND	LAP TIME
333		1:15.219
660	0.109	1:15.504
141	0.310	1:15.415
112	0.742	1:15.501
96	2.434	1:15.933
24	2.688	1:16.648
27	5.086	1:17.047
33	5.556	1:17.442
79	8.341	1:18.188
11	8.973	1:18.164
19	11.223	1:19.024
944	14.653	1:19.760
166	14.838	1:19.785
164	15.095	1:19.701
81	18.114	1:21.309
762	18.864	1:20.528
109	19.988	1:21.458
34	23.634	1:22.953
36	24.537	1:22.885
119	25.002	1:23.429
51	30.598	1:25.239
68	32.637	1:24.497
471	33.708	1:23.487
999	38.650	1:27.502
88	41.793	1:28.950
17	42.159	1:29.188

LAP 4 @ 14:14:19.208

NO	BEHIND	LAP TIME
333		1:15.725
660	0.268	1:15.884
141	0.505	1:15.920
112	0.694	1:15.677
96	3.130	1:16.421
24	4.738	1:17.775
27	6.873	1:17.512
33	6.932	1:17.101
79	10.831	1:18.215
11	11.668	1:18.420
19	15.182	1:19.684
166	19.159	1:20.046
944	19.319	1:20.391
164	19.784	1:20.414
81	23.956	1:21.567
762	24.005	1:20.866
109	26.542	1:22.279
34	31.500	1:23.591
36	31.788	1:22.976
119	32.203	1:22.926
51	40.261	1:25.388
68	41.319	1:24.407
471	42.044	1:24.061
999	51.740	1:28.815
88	55.314	1:29.246
17	55.939	1:29.505

LAP 5 @ 14:15:35.167

NO	BEHIND	LAP TIME
141		1:15.454
660	0.159	1:15.850
333	0.434	1:16.393
112	0.615	1:15.880
96	4.003	1:16.832
24	6.196	1:17.417
27	8.329	1:17.415
33	8.548	1:17.575
79	12.548	1:17.676
11	14.465	1:18.756
19	19.163	1:19.940
166	23.250	1:20.050
944	23.320	1:19.960
164	23.483	1:19.658
762	28.550	1:20.504
81	29.788	1:21.791
109	32.434	1:21.851
36	38.017	1:22.188
119	39.036	1:22.792
34	39.043	1:23.502
471	49.653	1:23.568
51	50.005	1:25.703
68	50.813	1:25.453
999	1:04.736	1:28.955
88	1:06.596	1:27.241
17	1:07.419	1:27.439

LAP 6 @ 14:16:50.793

NO	BEHIND	LAP TIME
660		1:15.467
333	0.079	1:15.271
141	0.223	1:15.849
112	0.568	1:15.579
96	5.086	1:16.709
24	9.112	1:18.542
27	10.132	1:17.429
33	10.138	1:17.216
79	14.952	1:18.030
11	17.731	1:18.892
19	23.519	1:19.982
166	27.471	1:19.847
944	27.543	1:19.849
164	27.739	1:19.882
762	33.620	1:20.696
109	38.496	1:21.688
81	39.302	1:25.140
36	44.617	1:22.226
119	45.409	1:21.999
34	45.638	1:22.221
471	57.334	1:23.307
51	57.849	1:23.470
68	58.840	1:23.653

LAP 7 @ 14:18:07.237

NO	BEHIND	LAP TIME
333		1:16.365
660	0.040	1:16.484
88	1 Lap	1:25.698
141	0.254	1:16.475
112	0.434	1:16.310
999	1 Lap	1:27.933
17	1 Lap	1:27.462
96	5.279	1:16.637
24	10.574	1:17.906
27	10.809	1:17.121
33	11.122	1:17.428
79	16.695	1:18.187
11	20.325	1:19.038
19	27.051	1:19.976
166	31.160	1:20.133
944	31.380	1:20.281
164	31.522	1:20.227
762	37.932	1:20.756
109	43.829	1:21.777
81	43.851	1:20.993
36	50.711	1:22.538
119	51.209	1:22.244
34	51.228	1:22.034
471	1:04.560	1:23.670
51	1:05.333	1:23.928
68	1:06.094	1:23.698

LAP 8 @ 14:19:22.455

NO	BEHIND	LAP TIME
660		1:15.178
141	0.200	1:15.164
333	0.284	1:15.502
112	0.408	1:15.192
96	7.982	1:17.921
88	1 Lap	1:27.613
27	12.757	1:17.166
999	1 Lap	1:27.445
24	14.054	1:18.698
17	1 Lap	1:26.741
33	14.903	1:18.999
79	19.049	1:17.572
11	24.253	1:19.146
19	31.764	1:19.931
944	35.012	1:18.850
166	35.515	1:19.573
164	35.727	1:19.423
762	44.116	1:21.402
109	49.618	1:21.007
81	51.814	1:23.181
34	57.852	1:21.842
36	58.077	1:22.584
119	58.596	1:22.605
471	1:12.607	1:23.265
51	1:13.073	1:22.958
68	1:13.592	1:22.716

LAP 9 @ 14:20:37.794

NO	BEHIND	LAP TIME
333		1:15.055
660	0.065	1:15.404
112	0.349	1:15.280
141	0.818	1:15.957
96	9.542	1:16.899
27	14.875	1:17.457
33	17.991	1:18.427
24	18.208	1:19.493
79	21.919	1:18.209
88	1 Lap	1:25.801
999	1 Lap	1:27.387
17	1 Lap	1:26.470
11	28.083	1:19.169
19	35.778	1:19.353
944	38.614	1:18.941
166	38.981	1:18.805
164	39.190	1:18.802
762	49.530	1:20.753
81	56.019	1:19.544
109	56.082	1:21.803
34	1:03.868	1:21.355
119	1:04.681	1:21.424
36	1:05.040	1:22.302
471	1:20.552	1:23.284
51	1:21.406	1:23.672
68	1:21.683	1:23.430

Weather / Track : Cloudy / Dry

Donington Park National: 1.9790 miles
Date: 26/07/2026 Start: 14:09 Finish: 14:20

Results can be found at www.tsl-timing.com

Printed - 14:23 Sunday, 26 July 2026

BMCRC - MRO Championships - Rnd 6 @ Donington Park National

MRO Minitwins & Rookie Minitwins

RACE 10 - POSITION CHART

No	Name	Lap / Pos	1	2	3	4	5	6	7	8	9
660	HARRIS	1	333	660	333	333	141	660	333	660	333
112	NAGY	2	660	333	660	660	660	333	660	141	660
141	HARRIS	3	141	141	141	141	333	141	141	333	112
333	LINDEMANN	4	112	112	112	112	112	112	112	112	141
24	NOBLE	5	66	66	96	96	96	96	96	96	96
27	BETTIS	6	24	24	24	24	24	24	24	27	27
96	HOWARTH	7	96	96	27	27	27	27	27	24	33
66	DUCRAN	8	33	27	33	33	33	33	33	33	24
33	COSTIN	9	27	33	79	79	79	79	79	79	79
79	WOLFF	10	79	79	11	11	11	11	11	11	11
19	LILLEY	11	11	11	19	19	19	19	19	19	19
11	GARROD	12	19	19	944	166	166	166	166	944	944
162	PRIESTLEY	13	944	944	166	944	944	944	944	166	166
944	HOPKINSON	14	166	166	164	164	164	164	164	164	164
164	FEARNLEY	15	164	164	81	81	762	762	762	762	762
166	KING	16	81	81	762	762	81	109	109	109	81
128	WHIBLEY	17	109	762	109	109	109	81	81	81	109
109	PARSONS	18	762	109	34	34	36	36	36	34	34
762	SHORT	19	34	34	36	36	119	119	119	36	119
81	MAY	20	36	119	119	119	34	34	34	119	36
36	ELLIOTT	21	119	36	51	51	471	471	471	471	471
34	JOHNSON	22	51	51	68	68	51	51	51	51	51
471	WALL	23	88	68	471	471	68	68	68	68	68
119	HEALEY	24	68	471	999	999	999	88	88	88	
68	BOYES	25	999	999	88	88	88	999	999	999	
51	DURANT	26	17	88	17	17	17	17	17	17	
88	JORDAN	27	471	17							
999	NORRIS	28									
17	FEARNLEY	29									
53	ELLAR	30									
22	DOWDS	31									

Weather / Track : Cloudy / Dry

Donington Park National: 1.9790 miles
Date: 26/07/2026 Start: 14:09 Finish: 14:20

Results can be found at www.tsl-timing.com

Printed - 14:23 Sunday, 26 July 2026

BMCRC - MRO Championships - Rnd 6 @ Donington Park National

MRO Minitwins & Rookie Minitwins

RACE 10 - SECTOR ANALYSIS

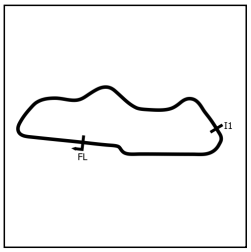

SECTOR 1 = FL to I1, SECTOR 2 = I1 to FL, DIFF = Difference To Personal Best Lap, P = Crossed Finish Line in Pit Lane, D = Time Disallowed

P1 **333** **David LINDEMANN** Suzuki SV650 - Giraffe Decorators

IDEAL LAP TIME : 1:15.014 BEST LAP TIME : 1:15.055 DIFFERENCE : 0.041

LAP	SECTOR 1	SECTOR 2	LAP TIME	MPH	DIFF	TIME OF DAY
1 -		26.821	1:18.696	90.53	3.641	14:10:32.772
2 -	48.526	26.966	1:15.492	94.37	0.437	14:11:48.264
3 -	48.366	26.853	1:15.219 **(2)**	94.71	0.164	14:13:03.483
4 -	48.548	27.177	1:15.725	94.08	0.670	14:14:19.208
5 -	48.571	27.822	1:16.393	93.26	1.338	14:15:35.601
6 -	48.511	***26.760***	1:15.271 **(3)**	94.65	0.216	14:16:50.872
7 -	48.269	28.096	1:16.365	93.29	1.310	14:18:07.237
8 -	48.493	27.009	1:15.502	94.36	0.447	14:19:22.739
9 -	***48.254***	26.801	***1:15.055*** **(1)**	***94.92***		***14:20:37.794***

P2 **660** **Ronnie HARRIS** Suzuki SV650 - Team Harris Racing

IDEAL LAP TIME : 1:14.827 BEST LAP TIME : 1:15.178 DIFFERENCE : 0.351

LAP	SECTOR 1	SECTOR 2	LAP TIME	MPH	DIFF	TIME OF DAY
1 -		27.041	1:18.712	90.51	3.534	14:10:32.788
2 -	***48.305***	26.995	1:15.300 **(2)**	94.61	0.122	14:11:48.088
3 -	48.381	27.123	1:15.504	94.36	0.326	14:13:03.592
4 -	48.928	26.956	1:15.884	93.88	0.706	14:14:19.476
5 -	48.454	27.396	1:15.850	93.93	0.672	14:15:35.326
6 -	48.410	27.057	1:15.467	94.40	0.289	14:16:50.793
7 -	48.697	27.787	1:16.484	93.15	1.306	14:18:07.277
8 -	48.656	***26.522***	***1:15.178*** **(1)**	***94.77***		***14:19:22.455***
9 -	48.367	27.037	1:15.404 **(3)**	94.48	0.226	14:20:37.859

P3 **112** **James NAGY** Suzuki SV650 - Nagy Racing

IDEAL LAP TIME : 1:14.821 BEST LAP TIME : 1:15.192 DIFFERENCE : 0.371

LAP	SECTOR 1	SECTOR 2	LAP TIME	MPH	DIFF	TIME OF DAY
1 -		27.096	1:19.171	89.98	3.979	14:10:33.247
2 -	48.375	27.102	1:15.477 **(3)**	94.39	0.285	14:11:48.724
3 -	***48.263***	27.238	1:15.501	94.36	0.309	14:13:04.225
4 -	48.509	27.168	1:15.677	94.14	0.485	14:14:19.902
5 -	48.382	27.498	1:15.880	93.89	0.688	14:15:35.782
6 -	48.525	27.054	1:15.579	94.26	0.387	14:16:51.361
7 -	48.649	27.661	1:16.310	93.36	1.118	14:18:07.671
8 -	48.634	***26.558***	***1:15.192*** **(1)**	***94.75***		***14:19:22.863***
9 -	48.268	27.012	1:15.280 **(2)**	94.64	0.088	14:20:38.143

P4 **141** **Bill HARRIS** Suzuki SV650 - Team Harris Racing

IDEAL LAP TIME : 1:14.935 BEST LAP TIME : 1:15.164 DIFFERENCE : 0.229

LAP	SECTOR 1	SECTOR 2	LAP TIME	MPH	DIFF	TIME OF DAY
1 -		26.650	1:18.857	90.34	3.693	14:10:32.933
2 -	48.531	26.914	1:15.445 **(3)**	94.43	0.281	14:11:48.378
3 -	48.475	26.940	1:15.415 **(2)**	94.47	0.251	14:13:03.793
4 -	48.572	27.348	1:15.920	93.84	0.756	14:14:19.713
5 -	***48.386***	27.068	1:15.454	94.42	0.290	14:15:35.167
6 -	48.785	27.064	1:15.849	93.93	0.685	14:16:51.016
7 -	48.715	27.760	1:16.475	93.16	1.311	14:18:07.491
8 -	48.615	***26.549***	***1:15.164*** **(1)**	***94.78***		***14:19:22.655***
9 -	48.744	27.213	1:15.957	93.79	0.793	14:20:38.612

BMCRC - MRO Championships - Rnd 6 @ Donington Park National

MRO Minitwins & Rookie Minitwins

RACE 10 - SECTOR ANALYSIS

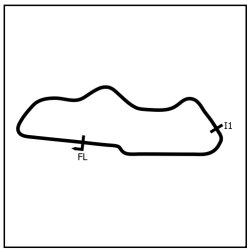

SECTOR 1 = FL to I1, SECTOR 2 = I1 to FL, DIFF = Difference To Personal Best Lap, P = Crossed Finish Line in Pit Lane, D = Time Disallowed

P5 96 William HOWARTH Suzuki SV650 -

IDEAL LAP TIME : 1:15.755 BEST LAP TIME : 1:15.933 DIFFERENCE : 0.178

LAP	SECTOR 1	SECTOR 2	LAP TIME	MPH	DIFF	TIME OF DAY
1 -		***26.930***	1:19.966	89.09	4.033	14:10:34.042
2 -	48.847	27.095	1:15.942 **(2)**	93.81	0.009	14:11:49.984
3 -	***48.825***	27.108	***1:15.933*** **(1)**	***93.82***		***14:13:05.917***
4 -	49.021	27.400	1:16.421 **(3)**	93.22	0.488	14:14:22.338
5 -	49.326	27.506	1:16.832	92.73	0.899	14:15:39.170
6 -	49.320	27.389	1:16.709	92.87	0.776	14:16:55.879
7 -	49.190	27.447	1:16.637	92.96	0.704	14:18:12.516
8 -	50.523	27.398	1:17.921	91.43	1.988	14:19:30.437
9 -	49.459	27.440	1:16.899	92.64	0.966	14:20:47.336

P6 27 Jack BETTIS Suzuki SV650 - NB Toolmaking, Upfront Property Services

IDEAL LAP TIME : 1:16.280 BEST LAP TIME : 1:16.435 DIFFERENCE : 0.155

LAP	SECTOR 1	SECTOR 2	LAP TIME	MPH	DIFF	TIME OF DAY
1 -		***27.434***	1:21.011	87.94	4.576	14:10:35.087
2 -	***48.846***	27.589	***1:16.435*** **(1)**	***93.21***		***14:11:51.522***
3 -	49.231	27.816	1:17.047 **(2)**	92.47	0.612	14:13:08.569
4 -	49.451	28.061	1:17.512	91.91	1.077	14:14:26.081
5 -	49.357	28.058	1:17.415	92.03	0.980	14:15:43.496
6 -	49.464	27.965	1:17.429	92.01	0.994	14:17:00.925
7 -	49.508	27.613	1:17.121 **(3)**	92.38	0.686	14:18:18.046
8 -	49.350	27.816	1:17.166	92.32	0.731	14:19:35.212
9 -	49.773	27.684	1:17.457	91.98	1.022	14:20:52.669

P7 33 Steve COSTIN Suzuki SV650 WET - Surrey Motorcycles / Traq72 Race Suppor

IDEAL LAP TIME : 1:16.322 BEST LAP TIME : 1:16.930 DIFFERENCE : 0.608

LAP	SECTOR 1	SECTOR 2	LAP TIME	MPH	DIFF	TIME OF DAY
1 -		***27.234***	1:20.591	88.40	3.661	14:10:34.667
2 -	***49.088***	27.842	***1:16.930*** **(1)**	***92.61***		***14:11:51.597***
3 -	49.742	27.700	1:17.442	91.99	0.512	14:13:09.039
4 -	49.663	27.438	1:17.101 **(2)**	92.40	0.171	14:14:26.140
5 -	49.774	27.801	1:17.575	91.84	0.645	14:15:43.715
6 -	49.569	27.647	1:17.216 **(3)**	92.26	0.286	14:17:00.931
7 -	49.757	27.671	1:17.428	92.01	0.498	14:18:18.359
8 -	51.240	27.759	1:18.999	90.18	2.069	14:19:37.358
9 -	50.523	27.904	1:18.427	90.84	1.497	14:20:55.785

P8 24 RMT Jack NOBLE Suzuki SV650 -

IDEAL LAP TIME : 1:15.682 BEST LAP TIME : 1:15.719 DIFFERENCE : 0.037

LAP	SECTOR 1	SECTOR 2	LAP TIME	MPH	DIFF	TIME OF DAY
1 -		27.126	1:19.728	89.36	4.009	14:10:33.804
2 -	***48.650***	27.069	***1:15.719*** **(1)**	***94.09***		***14:11:49.523***
3 -	49.616	***27.032***	1:16.648 **(2)**	92.95	0.929	14:13:06.171
4 -	50.014	27.761	1:17.775	91.60	2.056	14:14:23.946
5 -	49.799	27.618	1:17.417 **(3)**	92.02	1.698	14:15:41.363
6 -	50.294	28.248	1:18.542	90.71	2.823	14:16:59.905
7 -	50.186	27.720	1:17.906	91.45	2.187	14:18:17.811
8 -	50.229	28.469	1:18.698	90.53	2.979	14:19:36.509
9 -	51.126	28.367	1:19.493	89.62	3.774	14:20:56.002

BMCRC - MRO Championships - Rnd 6 @ Donington Park National

MRO Minitwins & Rookie Minitwins

RACE 10 - SECTOR ANALYSIS

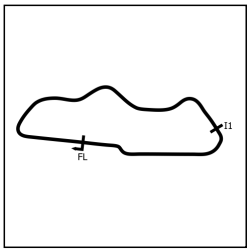

SECTOR 1 = FL to I1, SECTOR 2 = I1 to FL, DIFF = Difference To Personal Best Lap, P = Crossed Finish Line in Pit Lane, D = Time Disallowed

P9 79 RMT Conor WOLFF Suzuki SV650 -

IDEAL LAP TIME : 1:17.379 BEST LAP TIME : 1:17.572 DIFFERENCE : 0.193

LAP	SECTOR 1	SECTOR 2	LAP TIME	MPH	DIFF	TIME OF DAY
1 -		27.514	1:21.801	87.09	4.229	14:10:35.877
2 -	50.023	27.736	1:17.759 (3)	91.62	0.187	14:11:53.636
3 -	50.455	27.733	1:18.188	91.12	0.616	14:13:11.824
4 -	50.342	27.873	1:18.215	91.09	0.643	14:14:30.039
5 -	***49.879***	27.797	1:17.676 (2)	91.72	0.104	14:15:47.715
6 -	50.151	27.879	1:18.030	91.30	0.458	14:17:05.745
7 -	50.339	27.848	1:18.187	91.12	0.615	14:18:23.932
8 -	50.072	***27.500***	***1:17.572*** (1)	***91.84***		***14:19:41.504***
9 -	50.207	28.002	1:18.209	91.09	0.637	14:20:59.713

P10 11 RMT Alfie GARROD Suzuki SV650 - ATP Motorsport

IDEAL LAP TIME : 1:17.842 BEST LAP TIME : 1:17.918 DIFFERENCE : 0.076

LAP	SECTOR 1	SECTOR 2	LAP TIME	MPH	DIFF	TIME OF DAY
1 -		***27.594***	1:22.298	86.57	4.380	14:10:36.374
2 -	50.274	27.644	***1:17.918*** (1)	***91.43***		***14:11:54.292***
3 -	50.420	27.744	1:18.164 (2)	91.14	0.246	14:13:12.456
4 -	***50.248***	28.172	1:18.420 (3)	90.85	0.502	14:14:30.876
5 -	50.446	28.310	1:18.756	90.46	0.838	14:15:49.632
6 -	50.668	28.224	1:18.892	90.30	0.974	14:17:08.524
7 -	50.385	28.653	1:19.038	90.14	1.120	14:18:27.562
8 -	51.082	28.064	1:19.146	90.01	1.228	14:19:46.708
9 -	50.933	28.236	1:19.169	89.99	1.251	14:21:05.877

P11 19 Kevin LILLEY Suzuki SV650 - Trafalgar Cleaning Eqpt. / Steve Jordan Motorcy

IDEAL LAP TIME : 1:18.382 BEST LAP TIME : 1:18.584 DIFFERENCE : 0.202

LAP	SECTOR 1	SECTOR 2	LAP TIME	MPH	DIFF	TIME OF DAY
1 -		***28.160***	1:23.022	85.81	4.438	14:10:37.098
2 -	***50.222***	28.362	***1:18.584*** (1)	***90.66***		***14:11:55.682***
3 -	50.607	28.417	1:19.024 (2)	90.15	0.440	14:13:14.706
4 -	51.003	28.681	1:19.684	89.41	1.100	14:14:34.390
5 -	51.155	28.785	1:19.940	89.12	1.356	14:15:54.330
6 -	51.345	28.637	1:19.982	89.07	1.398	14:17:14.312
7 -	51.220	28.756	1:19.976	89.08	1.392	14:18:34.288
8 -	51.179	28.752	1:19.931	89.13	1.347	14:19:54.219
9 -	50.850	28.503	1:19.353 (3)	89.78	0.769	14:21:13.572

P12 944 Bradley HOPKINSON Suzuki SV650 - B&D racing

IDEAL LAP TIME : 1:18.715 BEST LAP TIME : 1:18.850 DIFFERENCE : 0.135

LAP	SECTOR 1	SECTOR 2	LAP TIME	MPH	DIFF	TIME OF DAY
1 -		28.272	1:24.187	84.62	5.337	14:10:38.263
2 -	51.554	28.559	1:20.113	88.93	1.263	14:11:58.376
3 -	51.404	28.356	1:19.760 (3)	89.32	0.910	14:13:18.136
4 -	51.688	28.703	1:20.391	88.62	1.541	14:14:38.527
5 -	51.402	28.558	1:19.960	89.10	1.110	14:15:58.487
6 -	50.990	28.859	1:19.849	89.22	0.999	14:17:18.336
7 -	51.610	28.671	1:20.281	88.74	1.431	14:18:38.617
8 -	50.788	***28.062***	***1:18.850*** (1)	***90.35***		***14:19:57.467***
9 -	***50.653***	28.288	1:18.941 (2)	90.25	0.091	14:21:16.408

BMCRC - MRO Championships - Rnd 6 @ Donington Park National

MRO Minitwins & Rookie Minitwins

RACE 10 - SECTOR ANALYSIS

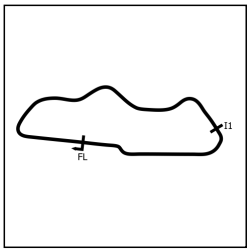

SECTOR 1 = FL to I1, SECTOR 2 = I1 to FL, DIFF = Difference To Personal Best Lap, P = Crossed Finish Line in Pit Lane, D = Time Disallowed

P13 166 Ben KING — Suzuki SV650 - Stour valley game

IDEAL LAP TIME : 1:18.805 BEST LAP TIME : 1:18.805 DIFFERENCE : 0.000

LAP	SECTOR 1	SECTOR 2	LAP TIME	MPH	DIFF	TIME OF DAY
1 -		28.775	1:24.341	84.47	5.536	14:10:38.417
2 -	51.165	28.954	1:20.119	88.92	1.314	14:11:58.536
3 -	50.951	28.834	1:19.785 (3)	89.29	0.980	14:13:18.321
4 -	51.123	28.923	1:20.046	89.00	1.241	14:14:38.367
5 -	51.147	28.903	1:20.050	89.00	1.245	14:15:58.417
6 -	51.249	28.598	1:19.847	89.22	1.042	14:17:18.264
7 -	51.355	28.778	1:20.133	88.91	1.328	14:18:38.397
8 -	50.834	28.739	1:19.573 (2)	89.53	0.768	14:19:57.970
9 -	***50.597***	***28.208***	***1:18.805 (1)***	***90.40***		***14:21:16.775***

P14 164 Adam FEARNLEY — Suzuki SV650 -

IDEAL LAP TIME : 1:18.802 BEST LAP TIME : 1:18.802 DIFFERENCE : 0.000

LAP	SECTOR 1	SECTOR 2	LAP TIME	MPH	DIFF	TIME OF DAY
1 -		28.397	1:24.597	84.21	5.795	14:10:38.673
2 -	51.429	28.775	1:20.204	88.83	1.402	14:11:58.877
3 -	51.257	28.444	1:19.701	89.39	0.899	14:13:18.578
4 -	51.471	28.943	1:20.414	88.59	1.612	14:14:38.992
5 -	51.105	28.553	1:19.658 (3)	89.44	0.856	14:15:58.650
6 -	51.276	28.606	1:19.882	89.18	1.080	14:17:18.532
7 -	51.115	29.112	1:20.227	88.80	1.425	14:18:38.759
8 -	50.891	28.532	1:19.423 (2)	89.70	0.621	14:19:58.182
9 -	***50.543***	***28.259***	***1:18.802 (1)***	***90.41***		***14:21:16.984***

P15 762 RMT Lawrence SHORT — Suzuki SV650 -

IDEAL LAP TIME : 1:20.272 BEST LAP TIME : 1:20.504 DIFFERENCE : 0.232

LAP	SECTOR 1	SECTOR 2	LAP TIME	MPH	DIFF	TIME OF DAY
1 -		***28.480***	1:27.121	81.77	6.617	14:10:41.197
2 -	***51.792***	28.830	1:20.622 (3)	88.37	0.118	14:12:01.819
3 -	52.021	28.507	1:20.528 (2)	88.47	0.024	14:13:22.347
4 -	52.135	28.731	1:20.866	88.10	0.362	14:14:43.213
5 -	51.887	28.617	***1:20.504 (1)***	***88.50***		***14:16:03.717***
6 -	52.074	28.622	1:20.696	88.28	0.192	14:17:24.413
7 -	52.190	28.566	1:20.756	88.22	0.252	14:18:45.169
8 -	52.546	28.856	1:21.402	87.52	0.898	14:20:06.571
9 -	51.915	28.838	1:20.753	88.22	0.249	14:21:27.324

P16 81 Malvern MAY — Suzuki SV650 - IMP racing

IDEAL LAP TIME : 1:19.544 BEST LAP TIME : 1:19.544 DIFFERENCE : 0.000

LAP	SECTOR 1	SECTOR 2	LAP TIME	MPH	DIFF	TIME OF DAY
1 -		28.674	1:25.363	83.46	5.819	14:10:39.439
2 -	51.577	29.272	1:20.849 (2)	88.12	1.305	14:12:00.288
3 -	52.194	29.115	1:21.309	87.62	1.765	14:13:21.597
4 -	52.306	29.261	1:21.567	87.34	2.023	14:14:43.164
5 -	52.339	29.452	1:21.791	87.10	2.247	14:16:04.955
6 -	56.140	29.000	1:25.140	83.68	5.596	14:17:30.095
7 -	51.978	29.015	1:20.993 (3)	87.96	1.449	14:18:51.088
8 -	54.271	28.910	1:23.181	85.65	3.637	14:20:14.269
9 -	***50.896***	***28.648***	***1:19.544 (1)***	***89.56***		***14:21:33.813***

BMCRC - MRO Championships - Rnd 6 @ Donington Park National

MRO Minitwins & Rookie Minitwins

RACE 10 - SECTOR ANALYSIS

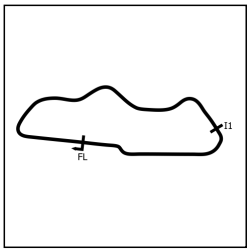

SECTOR 1 = FL to I1, SECTOR 2 = I1 to FL, DIFF = Difference To Personal Best Lap, P = Crossed Finish Line in Pit Lane, D = Time Disallowed

P17 109 Logan PARSONS — Suzuki SV650 - IMP Racing & Log Racing

IDEAL LAP TIME : 1:21.003 BEST LAP TIME : 1:21.007 DIFFERENCE : 0.004

LAP	SECTOR 1	SECTOR 2	LAP TIME		MPH	DIFF	TIME OF DAY
1 -		28.941	1:26.488		82.37	5.481	14:10:40.564
2 -	***52.078***	29.371	1:21.449	**(2)**	87.47	0.442	14:12:02.013
3 -	52.299	29.159	1:21.458	**(3)**	87.46	0.451	14:13:23.471
4 -	52.909	29.370	1:22.279		86.59	1.272	14:14:45.750
5 -	52.406	29.445	1:21.851		87.04	0.844	14:16:07.601
6 -	52.532	29.156	1:21.688		87.21	0.681	14:17:29.289
7 -	52.572	29.205	1:21.777		87.12	0.770	14:18:51.066
8 -	52.082	***28.925***	***1:21.007***	**(1)**	***87.95***		***14:20:12.073***
9 -	52.673	29.130	1:21.803		87.09	0.796	14:21:33.876

P18 34 Andrew JOHNSON — Suzuki SV650 - Rose & Charlie Racing

IDEAL LAP TIME : 1:21.189 BEST LAP TIME : 1:21.355 DIFFERENCE : 0.166

LAP	SECTOR 1	SECTOR 2	LAP TIME		MPH	DIFF	TIME OF DAY
1 -		28.949	1:28.238		80.74	6.883	14:10:42.314
2 -	52.517	29.333	1:21.850	**(3)**	87.04	0.495	14:12:04.164
3 -	53.517	29.436	1:22.953		85.88	1.598	14:13:27.117
4 -	53.998	29.593	1:23.591		85.23	2.236	14:14:50.708
5 -	53.904	29.598	1:23.502		85.32	2.147	14:16:14.210
6 -	53.285	***28.936***	1:22.221		86.65	0.866	14:17:36.431
7 -	53.080	28.954	1:22.034		86.84	0.679	14:18:58.465
8 -	52.716	29.126	1:21.842	**(2)**	87.05	0.487	14:20:20.307
9 -	***52.253***	29.102	***1:21.355***	**(1)**	***87.57***		***14:21:41.662***

P19 119 Simon HEALEY — Suzuki SV650 - Popular Tyres Ltd / Steam Packet

IDEAL LAP TIME : 1:21.424 BEST LAP TIME : 1:21.424 DIFFERENCE : 0.000

LAP	SECTOR 1	SECTOR 2	LAP TIME		MPH	DIFF	TIME OF DAY
1 -		29.278	1:28.825		80.20	7.401	14:10:42.901
2 -	53.245	28.910	1:22.155	**(3)**	86.72	0.731	14:12:05.056
3 -	54.207	29.222	1:23.429		85.39	2.005	14:13:28.485
4 -	53.475	29.451	1:22.926		85.91	1.502	14:14:51.411
5 -	53.497	29.295	1:22.792		86.05	1.368	14:16:14.203
6 -	52.961	29.038	1:21.999	**(2)**	86.88	0.575	14:17:36.202
7 -	53.043	29.201	1:22.244		86.62	0.820	14:18:58.446
8 -	53.557	29.048	1:22.605		86.24	1.181	14:20:21.051
9 -	***52.701***	***28.723***	***1:21.424***	**(1)**	***87.50***		***14:21:42.475***

P20 36 RMT Scott ELLIOTT — Suzuki SV650 - Sprockets Racing

IDEAL LAP TIME : 1:21.773 BEST LAP TIME : 1:22.188 DIFFERENCE : 0.415

LAP	SECTOR 1	SECTOR 2	LAP TIME		MPH	DIFF	TIME OF DAY
1 -		29.605	1:28.443		80.55	6.255	14:10:42.519
2 -	53.204	29.412	1:22.616		86.23	0.428	14:12:05.135
3 -	53.765	29.120	1:22.885		85.95	0.697	14:13:28.020
4 -	53.525	29.451	1:22.976		85.86	0.788	14:14:50.996
5 -	53.006	29.182	***1:22.188***	**(1)**	***86.68***		***14:16:13.184***
6 -	53.182	***29.044***	1:22.226	**(2)**	86.64	0.038	14:17:35.410
7 -	53.415	29.123	1:22.538		86.31	0.350	14:18:57.948
8 -	53.511	29.073	1:22.584		86.27	0.396	14:20:20.532
9 -	***52.729***	29.573	1:22.302	**(3)**	86.56	0.114	14:21:42.834

BMCRC - MRO Championships - Rnd 6 @ Donington Park National

MRO Minitwins & Rookie Minitwins

RACE 10 - SECTOR ANALYSIS

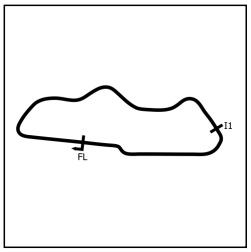

SECTOR 1 = FL to I1, SECTOR 2 = I1 to FL, DIFF = Difference To Personal Best Lap, P = Crossed Finish Line in Pit Lane, D = Time Disallowed

P21 471 David WALL Suzuki SV650 - B&D Racing

IDEAL LAP TIME : 1:23.034 BEST LAP TIME : 1:23.265 DIFFERENCE : 0.231

LAP	SECTOR 1	SECTOR 2	LAP TIME		MPH	DIFF	TIME OF DAY
1 -		29.692	1:34.846		75.11	11.581	14:10:48.922
2 -	54.922	29.860	1:24.782		84.03	1.517	14:12:13.704
3 -	53.722	29.765	1:23.487		85.33	0.222	14:13:37.191
4 -	54.241	29.820	1:24.061		84.75	0.796	14:15:01.252
5 -	53.959	***29.609***	1:23.568		85.25	0.303	14:16:24.820
6 -	***53.425***	29.882	1:23.307	**(3)**	85.52	0.042	14:17:48.127
7 -	53.899	29.771	1:23.670		85.15	0.405	14:19:11.797
8 -	53.466	29.799	***1:23.265***	**(1)**	***85.56***		***14:20:35.062***
9 -	53.611	29.673	1:23.284	**(2)**	85.54	0.019	14:21:58.346

P22 51 Andrew DURANT Suzuki SV650 -

IDEAL LAP TIME : 1:22.958 BEST LAP TIME : 1:22.958 DIFFERENCE : 0.000

LAP	SECTOR 1	SECTOR 2	LAP TIME		MPH	DIFF	TIME OF DAY
1 -		29.658	1:30.464		78.75	7.506	14:10:44.540
2 -	54.686	29.616	1:24.302		84.51	1.344	14:12:08.842
3 -	54.870	30.369	1:25.239		83.58	2.281	14:13:34.081
4 -	54.777	30.611	1:25.388		83.43	2.430	14:14:59.469
5 -	55.265	30.438	1:25.703		83.13	2.745	14:16:25.172
6 -	53.766	29.704	1:23.470	**(2)**	85.35	0.512	14:17:48.642
7 -	53.782	30.146	1:23.928		84.88	0.970	14:19:12.570
8 -	***53.490***	***29.468***	***1:22.958***	**(1)**	***85.88***		***14:20:35.528***
9 -	53.684	29.988	1:23.672	**(3)**	85.14	0.714	14:21:59.200

P23 68 RMT Samuel BOYES Suzuki SV650 -

IDEAL LAP TIME : 1:22.716 BEST LAP TIME : 1:22.716 DIFFERENCE : 0.000

LAP	SECTOR 1	SECTOR 2	LAP TIME		MPH	DIFF	TIME OF DAY
1 -		30.171	1:32.671		76.88	9.955	14:10:46.747
2 -	55.119	29.757	1:24.876		83.94	2.160	14:12:11.623
3 -	54.574	29.923	1:24.497		84.31	1.781	14:13:36.120
4 -	54.569	29.838	1:24.407		84.40	1.691	14:15:00.527
5 -	55.275	30.178	1:25.453		83.37	2.737	14:16:25.980
6 -	54.118	29.535	1:23.653	**(3)**	85.16	0.937	14:17:49.633
7 -	54.037	29.661	1:23.698		85.12	0.982	14:19:13.331
8 -	***53.420***	***29.296***	***1:22.716***	**(1)**	***86.13***		***14:20:36.047***
9 -	53.696	29.734	1:23.430	**(2)**	85.39	0.714	14:21:59.477

P24 88 RMT Lance JORDAN Suzuki SV650 -

IDEAL LAP TIME : 1:25.698 BEST LAP TIME : 1:25.698 DIFFERENCE : 0.000

LAP	SECTOR 1	SECTOR 2	LAP TIME		MPH	DIFF	TIME OF DAY
1 -		30.473	1:32.514		77.01	6.816	14:10:46.590
2 -	58.419	31.317	1:29.736		79.39	4.038	14:12:16.326
3 -	57.346	31.604	1:28.950		80.09	3.252	14:13:45.276
4 -	58.365	30.881	1:29.246		79.83	3.548	14:15:14.522
5 -	56.313	30.928	1:27.241	**(3)**	81.66	1.543	14:16:41.763
6 -	***55.291***	***30.407***	***1:25.698***	**(1)**	***83.13***		***14:18:07.461***
7 -	56.119	31.494	1:27.613		81.31	1.915	14:19:35.074
8 -	55.383	30.418	1:25.801	**(2)**	83.03	0.103	14:21:00.875

BMCRC - MRO Championships - Rnd 6 @ Donington Park National

MRO Minitwins & Rookie Minitwins

RACE 10 - SECTOR ANALYSIS

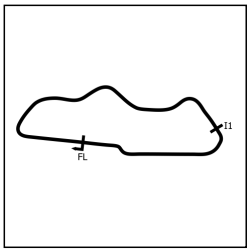

SECTOR 1 = FL to I1, SECTOR 2 = I1 to FL, DIFF = Difference To Personal Best Lap, P = Crossed Finish Line in Pit Lane, D = Time Disallowed

P25 999 Tony NORRIS — Kawasaki ER6 - Humber Moto Breakers Ltd.

IDEAL LAP TIME : 1:26.576 BEST LAP TIME : 1:26.963 DIFFERENCE : 0.387

LAP	SECTOR 1	SECTOR 2	LAP TIME		MPH	DIFF	TIME OF DAY
1 -		***30.567***	1:33.592		76.12	6.629	14:10:47.668
2 -	***56.009***	30.954	***1:26.963***	***(1)***	***81.92***		***14:12:14.631***
3 -	56.281	31.221	1:27.502		81.42	0.539	14:13:42.133
4 -	57.440	31.375	1:28.815		80.21	1.852	14:15:10.948
5 -	57.484	31.471	1:28.955		80.09	1.992	14:16:39.903
6 -	56.880	31.053	1:27.933		81.02	0.970	14:18:07.836
7 -	56.759	30.686	1:27.445	**(3)**	81.47	0.482	14:19:35.281
8 -	56.812	30.575	1:27.387	**(2)**	81.52	0.424	14:21:02.668

P26 17 RMT Simon FEARNLEY — Suzuki SV650 - Advanced Driver Training

IDEAL LAP TIME : 1:26.461 BEST LAP TIME : 1:26.470 DIFFERENCE : 0.009

LAP	SECTOR 1	SECTOR 2	LAP TIME		MPH	DIFF	TIME OF DAY
1 -		***30.470***	1:34.702		75.23	8.232	14:10:48.778
2 -	57.062	30.614	1:27.676		81.26	1.206	14:12:16.454
3 -	58.109	31.079	1:29.188		79.88	2.718	14:13:45.642
4 -	58.158	31.347	1:29.505		79.60	3.035	14:15:15.147
5 -	56.321	31.118	1:27.439	**(3)**	81.48	0.969	14:16:42.586
6 -	56.596	30.866	1:27.462		81.45	0.992	14:18:10.048
7 -	56.227	30.514	1:26.741	**(2)**	82.13	0.271	14:19:36.789
8 -	***55.991***	30.479	***1:26.470***	***(1)***	***82.39***		***14:21:03.259***

P27 66 Mitch DUCRAN — Suzuki SV650 - JP Haulage / Black Widow Exhausts

IDEAL LAP TIME : 1:15.438 BEST LAP TIME : 1:15.595 DIFFERENCE : 0.157

LAP	SECTOR 1	SECTOR 2	LAP TIME		MPH	DIFF	TIME OF DAY
1 -		***27.010***	1:19.433		89.69	3.838	14:10:33.509
2 -	***48.428***	27.167	***1:15.595***	***(1)***	***94.24***		***14:11:49.104***

BMCRC - MRO Championships - Rnd 6 @ Donington Park National

MRO Minitwins & Rookie Minitwins

RACE 10 - BEST SECTORS

	SECTOR 1		SECTOR 2	
POS	NO	TIME	NO	TIME
1	333	**48.254**	660	**26.522**
2	112	**48.263**	141	**26.549**
3	660	**48.305**	112	**26.558**
4	141	**48.386**	333	**26.760**
5	66	**48.428**	96	**26.930**
6	24	**48.650**	66	**27.010**
7	96	**48.825**	24	**27.032**
8	27	**48.846**	33	**27.234**
9	33	**49.088**	27	**27.434**
10	79	**49.879**	79	**27.500**
11	19	**50.222**	11	**27.594**
12	11	**50.248**	944	**28.062**
13	164	**50.543**	19	**28.160**
14	166	**50.597**	166	**28.208**
15	944	**50.653**	164	**28.259**
16	81	**50.896**	762	**28.480**
17	762	**51.792**	81	**28.648**
18	109	**52.078**	119	**28.723**
19	34	**52.253**	109	**28.925**
20	119	**52.701**	34	**28.936**
21	36	**52.729**	36	**29.044**
22	68	**53.420**	68	**29.296**
23	471	**53.425**	51	**29.468**
24	51	**53.490**	471	**29.609**
25	88	**55.291**	88	**30.407**
26	17	**55.991**	17	**30.470**
27	999	**56.009**	999	**30.567**

IDEAL / BEST COMPARISON

				IDEAL	BEST	DIFF
			PERFECT LAP	**1:14.776**		
1	**112**	NAGY		1:14.821	1:15.192	**0.371**
2	**660**	HARRIS		1:14.827	1:15.178	**0.351**
3	**141**	HARRIS		1:14.935	1:15.164	**0.229**
4	**333**	LINDEMANN		1:15.014	1:15.055	**0.041**
5	**66**	DUCRAN		1:15.438	1:15.595	**0.157**
6	**24**	NOBLE		1:15.682	1:15.719	**0.037**
7	**96**	HOWARTH		1:15.755	1:15.933	**0.178**
8	**27**	BETTIS		1:16.280	1:16.435	**0.155**
9	**33**	COSTIN		1:16.322	1:16.930	**0.608**
10	**79**	WOLFF		1:17.379	1:17.572	**0.193**
11	**11**	GARROD		1:17.842	1:17.918	**0.076**
12	**19**	LILLEY		1:18.382	1:18.584	**0.202**
13	**944**	HOPKINSON		1:18.715	1:18.850	**0.135**
14	**164**	FEARNLEY		1:18.802	1:18.802	**0.000**
15	**166**	KING		1:18.805	1:18.805	**0.000**
16	**81**	MAY		1:19.544	1:19.544	**0.000**
17	**762**	SHORT		1:20.272	1:20.504	**0.232**
18	**109**	PARSONS		1:21.003	1:21.007	**0.004**
19	**34**	JOHNSON		1:21.189	1:21.355	**0.166**
20	**119**	HEALEY		1:21.424	1:21.424	**0.000**
21	**36**	ELLIOTT		1:21.773	1:22.188	**0.415**
22	**68**	BOYES		1:22.716	1:22.716	**0.000**
23	**51**	DURANT		1:22.958	1:22.958	**0.000**
24	**471**	WALL		1:23.034	1:23.265	**0.231**
25	**88**	JORDAN		1:25.698	1:25.698	**0.000**
26	**17**	FEARNLEY		1:26.461	1:26.470	**0.009**
27	**999**	NORRIS		1:26.576	1:26.963	**0.387**

Weather / Track : Cloudy / Dry

Donington Park National: 1.9790 miles
Date: 26/07/2026 Start: 14:09 Finish: 14:20

Results can be found at www.tsl-timing.com

Printed - 14:23 Sunday, 26 July 2026

BMCRC - MRO Championships - Rnd 6 @ Donington Park National

MRO Minitwins & Rookie Minitwins

RACE 10 - STATISTICS

Competitors Started	27
Planned Start	2026-07-26 @ 13:15:00.000
Actual Start	2026-07-26 @ 14:09:14.075
Finish Time	2026-07-26 @ 14:20:37.793
Track Length	1.9790mi.
Total Laps	233
Total Distance Covered	461.1226mi.

Session Fastest Lap History

NO	CL	NAME	LAP TIME	TIME OF DAY	LAP	VEHICLE
660		**Ronnie HARRIS**	**1:15.300**	14:11:48.088	2	Suzuki SV650
333		**David LINDEMANN**	**1:15.219**	14:13:03.483	3	Suzuki SV650
660		**Ronnie HARRIS**	**1:15.178**	14:19:22.455	8	Suzuki SV650
141		**Bill HARRIS**	**1:15.164**	14:19:22.655	8	Suzuki SV650
333		**David LINDEMANN**	**1:15.055**	14:20:37.794	9	Suzuki SV650

Session Leader History

NO	CL	NAME	FROM LAP	LAPS LED	DISTANCE	VEHICLE
333		**David LINDEMANN**	1	1	1.94 miles	Suzuki SV650
660		**Ronnie HARRIS**	2	1	1.97 miles	Suzuki SV650
333		**David LINDEMANN**	3	2	3.95 miles	Suzuki SV650
141		**Bill HARRIS**	5	1	1.97 miles	Suzuki SV650
660		**Ronnie HARRIS**	6	1	1.97 miles	Suzuki SV650
333		**David LINDEMANN**	7	1	1.97 miles	Suzuki SV650
660		**Ronnie HARRIS**	8	1	1.97 miles	Suzuki SV650
333		**David LINDEMANN**	9	1	1.97 miles	Suzuki SV650

Flag History

TYPE	TIME OF DAY
GREEN	14:09:14.075
FINISH	14:20:37.793

Flag Statistics

TYPE	COUNT	TOTAL LAPS	TOTAL TIME
Green	1	9	12:50.666
Red	0	0	0.000
Safety Car	0	0	0.000
FCY	0	0	0.000

Weather / Track : Cloudy / Dry

Donington Park National: 1.9790 miles
Date: 26/07/2026 Start: 14:09 Finish: 14:20

BMCRC - MRO Championships - Rnd 6 @ Donington Park National

MRO Minitwins & Rookie Minitwins

RACE 10 - STATISTICS

CLASS : 19 Starters

Fastest Lap History

NO	NAME	LAP TIME	TIME OF DAY	LAP	VEHICLE
660	**Ronnie HARRIS**	**1:15.300**	14:11:48.088	2	Suzuki SV650
333	**David LINDEMANN**	**1:15.219**	14:13:03.483	3	Suzuki SV650
660	**Ronnie HARRIS**	**1:15.178**	14:19:22.455	8	Suzuki SV650
141	**Bill HARRIS**	**1:15.164**	14:19:22.655	8	Suzuki SV650
333	**David LINDEMANN**	**1:15.055**	14:20:37.794	9	Suzuki SV650

Leader History

NO	NAME	FROM LAP	LAPS LED	DISTANCE	VEHICLE
333	**David LINDEMANN**	1	1	1.94 miles	Suzuki SV650
660	**Ronnie HARRIS**	2	1	1.97 miles	Suzuki SV650
333	**David LINDEMANN**	3	2	3.95 miles	Suzuki SV650
141	**Bill HARRIS**	5	1	1.97 miles	Suzuki SV650
660	**Ronnie HARRIS**	6	1	1.97 miles	Suzuki SV650
333	**David LINDEMANN**	7	1	1.97 miles	Suzuki SV650
660	**Ronnie HARRIS**	8	1	1.97 miles	Suzuki SV650
333	**David LINDEMANN**	9	1	1.97 miles	Suzuki SV650

BMCRC - MRO Championships - Rnd 6 @ Donington Park National

MRO Minitwins & Rookie Minitwins

RACE 10 - STATISTICS

CLASS : RMT

8 Starters

Fastest Lap History

NO	NAME	LAP TIME	TIME OF DAY	LAP	VEHICLE
24	**Jack NOBLE**	**1:15.719**	14:11:49.523	2	Suzuki SV650

Leader History

NO	NAME	FROM LAP	LAPS LED	DISTANCE	VEHICLE
24	**Jack NOBLE**	1	9	17.77 miles	Suzuki SV650

BMCRC - MRO Championships - Rnd 6 @ Donington Park National

MRO Minitwins & Rookie Minitwins

RACE 19 - GRID (10 Laps)



These results are provisional until the conclusion of any judicial and technical matters.

Donington Park National: 1.9790 miles

Clerk Of Course: Caroline Patterson / Andy Brown	Timekeeper: Richard Evans	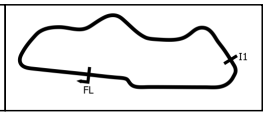

Results can be found at www.tsl-timing.com

Printed - 14:40 Sunday, 26 July 2026

BMCRC - MRO Championships - Rnd 6 @ Donington Park National

MRO Minitwins & Rookie Minitwins

RACE 19 - CLASSIFICATION

Race Distance: 10 Laps / 19.79 miles

POS	NO	CL	PIC	NAME	ENTRY	LAPS	TIME	GAP	DIFF	MPH	BEST	ON	GRD	↑↓
1	660		1	Ronnie HARRIS	Suzuki SV650 - Team Harris Racing	10	12:41.382			93.39	1:15.525	3	3	2
2	141		2	Bill HARRIS	Suzuki SV650 - Team Harris Racing	10	12:41.517	0.135	0.135	93.37	1:15.653	4	2	0
3	96		3	William HOWARTH	Suzuki SV650 -	10	12:47.822	6.440	6.305	92.61	1:16.049	2	7	4
4	112		4	James NAGY	Suzuki SV650 - Nagy Racing	10	12:48.036	6.654	0.214	92.58	1:16.047	2	4	0
5	27		5	Jack BETTIS	Suzuki SV650 - NB Toolmaking, Upfront Property Services	10	12:52.311	10.929	4.275	92.07	1:16.032	3	8	3
6	24	RMT	1	Jack NOBLE	Suzuki SV650 -	10	12:52.505	11.123	0.194	92.05	1:16.175	3	6	0
7	79	RMT	2	Conor WOLFF	Suzuki SV650 -	10	13:06.244	24.862	13.739	90.44	1:17.388	8	10	3
8	33		6	Steve COSTIN	Suzuki SV650 WET - Surrey Motorcycles / Traq72 Race Sup	10	13:06.450	25.068	0.206	90.41	1:17.867	8	9	1
9	11	RMT	3	Alfie GARROD	Suzuki SV650 - ATP Motorsport	10	13:06.792	25.410	0.342	90.37	1:17.567	8	11	2
10	19		7	Kevin LILLEY	Suzuki SV650 - Trafalgar Cleaning Eqpt. / Steve Jordan Mot	10	13:22.031	40.649	15.239	88.66	1:19.148	10	12	2
11	944		8	Bradley HOPKINSON	Suzuki SV650 - B&D racing	10	13:22.208	40.826	0.177	88.64	1:19.007	10	15	4
12	81		9	Malvern MAY	Suzuki SV650 - IMP racing	10	13:37.164	55.782	14.956	87.02	1:19.906	8	16	4
13	762	RMT	4	Lawrence SHORT	Suzuki SV650 -	10	13:37.167	55.785	0.003	87.02	1:20.374	9	17	4
14	166		10	Ben KING	Suzuki SV650 - Stour valley game	10	13:37.659	56.277	0.492	86.96	1:19.971	10	14	0
15	109		11	Logan PARSONS	Suzuki SV650 - IMP Racing & Log Racing	10	13:38.441	57.059	0.782	86.88	1:20.717	10	18	3
16	34		12	Andrew JOHNSON	Suzuki SV650 - Rose & Charlie Racing	10	13:46.159	1:04.777	7.718	86.07	1:21.311	2	19	3
17	119		13	Simon HEALEY	Suzuki SV650 - Popular Tyres Ltd / Steam Packet	10	13:53.701	1:12.319	7.542	85.29	1:21.899	8	20	3
18	471		14	David WALL	Suzuki SV650 - B&D Racing	10	13:53.852	1:12.470	0.151	85.27	1:21.141	10	24	6
19	36	RMT	5	Scott ELLIOTT	Suzuki SV650 - Sprockets Racing	10	13:55.128	1:13.746	1.276	85.14	1:22.340	10	21	2
20	51		15	Andrew DURANT	Suzuki SV650 -	10	14:03.560	1:22.178	8.432	84.29	1:22.780	6	23	3
21	68	RMT	6	Samuel BOYES	Suzuki SV650 -	9	12:52.330	1 Lap	1 Lap	82.84	1:22.940	7	22	1
22	88	RMT	7	Lance JORDAN	Suzuki SV650 -	9	13:06.599	1 Lap	14.269	81.34	1:24.404	5	25	3
					NOT CLASSIFIED									
DNF	333			David LINDEMANN	Suzuki SV650 - Giraffe Decorators	2	2:33.615	8 Laps	7 Laps	91.87	1:15.147	2	1	
DNF	22			Darren DOWDS	Suzuki SV650 - Sublime Dsg Ltd	0							31	
					NOT STARTED									
NS	66			Mitch DUCRAN	Suzuki SV650 - JP Haulage / Black Widow Exhausts								5	
NS	164			Adam FEARNLEY	Suzuki SV650 -								13	
NS	17	RMT		Simon FEARNLEY	Suzuki SV650 - Advanced Driver Training								26	
NS	999			Tony NORRIS	Kawasaki ER6 - Humber Moto Breakers Ltd.								27	
NS	162			Max PRIESTLEY	Suzuki SV650 -								28	
NS	128	RMT		Brannon WHIBLEY	Suzuki SV650 SK1 -								29	
NS	53	RMT		Alex ELLAR	Suzuki SV650 -								30	
					FASTEST LAP									
	333			David LINDEMANN	Suzuki SV650 - Giraffe Decorators	2	1:15.147		94.80 mph		152.58 kph			
	24	RMT		Jack NOBLE	Suzuki SV650 -	3	1:16.175		93.52 mph		150.52 kph			

Class - 92.5% of Race Speed = 86.38 mph
Class RMT - 92.5% of Race Speed = 85.14 mph

Weather / Track : Cloudy / Dry
These results are provisional until the conclusion of any judicial and technical matters.

Date: 26/07/2026 Start: 17:08 Finish: 17:20
Donington Park National: 1.9790 miles

Clerk Of Course: Caroline Patterson / Andy Brown

Timekeeper: Richard Evans

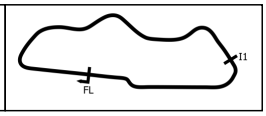

Results can be found at www.tsl-timing.com

Printed - 17:22 Sunday, 26 July 2026

BMCRC - MRO Championships - Rnd 6 @ Donington Park National

MRO Minitwins & Rookie Minitwins

RACE 19 - LAP CHART

LAP 1 @ 17:09:33.598

NO	BEHIND	LAP TIME
333		1:18.468
141	0.173	1:18.641
660	0.236	1:18.704
96	1.539	1:20.007
112	1.689	1:20.157
24	1.863	1:20.331
27	2.891	1:21.359
33	2.962	1:21.430
79	3.285	1:21.753
11	3.900	1:22.368
19	5.101	1:23.569
944	5.738	1:24.206
109	7.200	1:25.668
762	7.620	1:26.088
34	7.954	1:26.422
81	8.450	1:26.918
166	9.165	1:27.633
36	9.270	1:27.738
471	10.504	1:28.972
119	12.697	1:31.165
88	13.213	1:31.681
51	13.247	1:31.715
68	13.872	1:32.340
19	14.456	1:21.641
109	18.707	1:21.709
762	18.904	1:21.797
81	19.215	1:21.479
166	19.600	1:21.342
34	20.760	1:22.948
36	24.703	1:24.002
119	26.389	1:22.915
471	27.268	1:23.288
51	28.687	1:23.465
88	38.516	1:28.227
68	38.748	1:28.443

LAP 2 @ 17:10:48.745

NO	BEHIND	LAP TIME
333		1:15.147
660	0.781	1:15.692
141	0.962	1:15.936
96	2.441	1:16.049
112	2.589	1:16.047
24	3.273	1:16.557
27	4.062	1:16.318
33	5.893	1:18.078
79	5.901	1:17.763
11	7.328	1:18.575
19	9.121	1:19.167
944	10.138	1:19.547
109	13.304	1:21.251
762	13.413	1:20.940
81	14.042	1:20.739
34	14.118	1:21.311
166	14.564	1:20.546
36	17.007	1:22.884
119	19.780	1:22.230
471	20.286	1:24.929
51	21.528	1:23.428
88	26.595	1:28.529
68	26.611	1:27.886

LAP 3 @ 17:12:05.051

NO	BEHIND	LAP TIME
660		1:15.525
141	0.359	1:15.703
96	2.782	1:16.647
112	2.960	1:16.677
24	3.142	1:16.175
27	3.788	1:16.032
33	7.992	1:18.405
79	8.537	1:18.942
11	8.859	1:17.837
944	14.427	1:20.595

LAP 4 @ 17:13:20.777

NO	BEHIND	LAP TIME
660		1:15.726
141	0.286	1:15.653
96	3.625	1:16.569
112	3.707	1:16.473
24	3.820	1:16.404
27	4.821	1:16.759
33	11.070	1:18.804
79	11.249	1:18.438
11	11.722	1:18.589
19	18.675	1:19.945
944	18.918	1:20.217
81	24.753	1:21.264
109	24.857	1:21.876
762	25.066	1:21.888
166	25.301	1:21.427
34	27.488	1:22.454
36	32.892	1:23.915
119	33.471	1:22.808
471	34.906	1:23.364
51	36.450	1:23.489
68	48.315	1:25.293
88	49.556	1:26.766

LAP 5 @ 17:14:36.640

NO	BEHIND	LAP TIME
660		1:15.863
141	0.105	1:15.682
96	4.081	1:16.319
112	4.152	1:16.308
24	4.429	1:16.472
27	5.453	1:16.495
33	13.688	1:18.481
79	14.046	1:18.660
11	14.458	1:18.599
19	22.682	1:19.870
944	22.902	1:19.847
109	31.106	1:22.112
762	31.388	1:22.185
166	31.572	1:22.134
81	31.687	1:22.797
34	34.296	1:22.671
36	40.112	1:23.083
119	40.449	1:22.841
471	41.894	1:22.851
51	43.588	1:23.001
68	57.115	1:24.663
88	58.097	1:24.404

LAP 6 @ 17:15:52.766

NO	BEHIND	LAP TIME
660		1:16.126
141	0.134	1:16.155
96	4.320	1:16.365
112	4.392	1:16.366
24	5.067	1:16.764
27	5.781	1:16.454
79	16.068	1:18.148
33	16.371	1:18.809
11	16.700	1:18.368
19	26.138	1:19.582
944	26.332	1:19.556
109	36.097	1:21.117
81	36.596	1:21.035
762	37.028	1:21.766
166	37.258	1:21.812
34	39.937	1:21.767
36	46.945	1:22.959
119	47.136	1:22.813
471	47.878	1:22.110
51	50.242	1:22.780
68	1:04.935	1:23.946
88	1:07.573	1:25.602
762	46.790	1:21.156
109	46.933	1:21.693
166	47.278	1:21.190
34	52.722	1:22.192
119	59.727	1:21.899
36	1:00.440	1:22.617
471	1:00.689	1:22.261
51	1:05.170	1:23.357

LAP 7 @ 17:17:08.961

NO	BEHIND	LAP TIME
660		1:16.195
141	0.189	1:16.250
96	4.283	1:16.158
112	4.356	1:16.159
24	5.884	1:17.012
27	6.204	1:16.618
79	17.435	1:17.562
33	18.157	1:17.981
11	18.658	1:18.153
19	29.683	1:19.740
944	29.943	1:19.806
81	40.572	1:20.171
109	40.935	1:21.033
762	41.329	1:20.496
166	41.783	1:20.720
34	46.225	1:22.483
36	53.518	1:22.768
119	53.523	1:22.582
471	54.123	1:22.440
51	57.508	1:23.461
68	1:11.680	1:22.940

LAP 8 @ 17:18:24.656

NO	BEHIND	LAP TIME
660		1:15.695
141	0.153	1:15.659
88	1 Lap	1:26.456
96	4.955	1:16.367
112	5.095	1:16.434
27	7.320	1:16.811
24	7.375	1:17.186
79	19.128	1:17.388
33	20.329	1:17.867
11	20.530	1:17.567
19	34.117	1:20.129
944	34.266	1:20.018
81	44.783	1:19.906

LAP 9 @ 17:19:40.677

NO	BEHIND	LAP TIME
660		1:16.021
141	0.195	1:16.063
68	1 Lap	1:23.235
96	5.411	1:16.477
112	5.495	1:16.421
27	8.381	1:17.082
24	8.434	1:17.080
88	1 Lap	1:26.810
79	21.219	1:18.112
33	22.328	1:18.020
11	22.686	1:18.177
19	37.336	1:19.240
944	37.654	1:19.409
81	49.919	1:21.157
762	51.143	1:20.374
166	52.141	1:20.884
109	52.177	1:21.265
34	58.599	1:21.898
119	1:05.794	1:22.088
471	1:07.164	1:22.496
36	1:07.241	1:22.822
51	1:13.028	1:23.879

LAP 10 @ 17:20:56.512

NO	BEHIND	LAP TIME
660		1:15.835
141	0.135	1:15.775
96	6.440	1:16.864
112	6.654	1:16.994
27	10.929	1:18.383
68	1 Lap	1:23.584
24	11.123	1:18.524
79	24.862	1:19.478
33	25.068	1:18.575
88	1 Lap	1:28.124
11	25.410	1:18.559
19	40.649	1:19.148
944	40.826	1:19.007
81	55.782	1:21.698
762	55.785	1:20.477
166	56.277	1:19.971
109	57.059	1:20.717
34	1:04.777	1:22.013
119	1:12.319	1:22.360
471	1:12.470	1:21.141
36	1:13.746	1:22.340
51	1:22.178	1:24.985

Weather / Track : Cloudy / Dry

Donington Park National: 1.9790 miles
Date: 26/07/2026 Start: 17:08 Finish: 17:20

Results can be found at www.tsl-timing.com

Printed - 17:23 Sunday, 26 July 2026

BMCRC - MRO Championships - Rnd 6 @ Donington Park National

MRO Minitwins & Rookie Minitwins

RACE 19 - POSITION CHART

No	Name	Lap Pos	1	2	3	4	5	6	7	8	9	10
333	LINDEMANN	1	333	333	660	660	660	660	660	660	660	660
141	HARRIS	2	141	660	141	141	141	141	141	141	141	141
660	HARRIS	3	660	141	96	96	96	96	96	96	96	96
112	NAGY	4	96	96	112	112	112	112	112	112	112	112
66	DUCRAN	5	112	112	24	24	24	24	24	27	27	27
24	NOBLE	6	24	24	27	27	27	27	27	24	24	24
96	HOWARTH	7	27	27	33	33	33	79	79	79	79	79
27	BETTIS	8	33	33	79	79	79	33	33	33	33	33
33	COSTIN	9	79	79	11	11	11	11	11	11	11	11
79	WOLFF	10	11	11	944	19	19	19	19	19	19	19
11	GARROD	11	19	19	19	944	944	944	944	944	944	944
19	LILLEY	12	944	944	109	81	109	109	81	81	81	81
164	FEARNLEY	13	109	109	762	109	762	81	109	762	762	762
166	KING	14	762	762	81	762	166	762	762	109	166	166
944	HOPKINSON	15	34	81	166	166	81	166	166	166	109	109
81	MAY	16	81	34	34	34	34	34	34	34	34	34
762	SHORT	17	166	166	36	36	36	36	36	119	119	119
109	PARSONS	18	36	36	119	119	119	119	119	36	471	471
34	JOHNSON	19	471	119	471	471	471	471	471	471	36	36
119	HEALEY	20	119	471	51	51	51	51	51	51	51	51
36	ELLIOTT	21	88	51	88	68	68	68	68	68	68	
68	BOYES	22	51	88	68	88	88	88	88	88	88	
51	DURANT	23	68	68								
471	WALL	24										
88	JORDAN	25										
17	FEARNLEY	26										
999	NORRIS	27										
162	PRIESTLEY	28										
128	WHIBLEY	29										
53	ELLAR	30										
22	DOWDS	31										

Weather / Track : Cloudy / Dry

Donington Park National: 1.9790 miles
Date: 26/07/2026 Start: 17:08 Finish: 17:20

Results can be found at www.tsl-timing.com

Printed - 17:23 Sunday, 26 July 2026

BMCRC - MRO Championships - Rnd 6 @ Donington Park National

MRO Minitwins & Rookie Minitwins

RACE 19 - SECTOR ANALYSIS

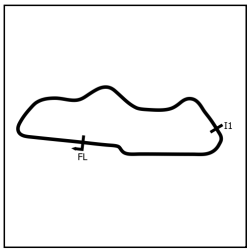

SECTOR 1 = FL to I1, SECTOR 2 = I1 to FL, DIFF = Difference To Personal Best Lap, P = Crossed Finish Line in Pit Lane, D = Time Disallowed

P1 **660** **Ronnie HARRIS** Suzuki SV650 - Team Harris Racing

IDEAL LAP TIME : 1:15.298 BEST LAP TIME : 1:15.525 DIFFERENCE : 0.227

LAP	SECTOR 1	SECTOR 2	LAP TIME	MPH	DIFF	TIME OF DAY
1 -		***26.804***	1:18.704	90.52	3.179	17:09:33.834
2 -	48.852	26.840	1:15.692 **(2)**	94.12	0.167	17:10:49.526
3 -	***48.494***	27.031	***1:15.525*** **(1)**	***94.33***		***17:12:05.051***
4 -	48.668	27.058	1:15.726	94.08	0.201	17:13:20.777
5 -	48.756	27.107	1:15.863	93.91	0.338	17:14:36.640
6 -	48.833	27.293	1:16.126	93.59	0.601	17:15:52.766
7 -	48.957	27.238	1:16.195	93.50	0.670	17:17:08.961
8 -	48.846	26.849	1:15.695 **(3)**	94.12	0.170	17:18:24.656
9 -	48.986	27.035	1:16.021	93.71	0.496	17:19:40.677
10 -	48.935	26.900	1:15.835	93.94	0.310	17:20:56.512

P2 **141** **Bill HARRIS** Suzuki SV650 - Team Harris Racing

IDEAL LAP TIME : 1:15.380 BEST LAP TIME : 1:15.653 DIFFERENCE : 0.273

LAP	SECTOR 1	SECTOR 2	LAP TIME	MPH	DIFF	TIME OF DAY
1 -		26.938	1:18.641	90.59	2.988	17:09:33.771
2 -	48.770	27.166	1:15.936	93.82	0.283	17:10:49.707
3 -	48.695	27.008	1:15.703	94.11	0.050	17:12:05.410
4 -	***48.545***	27.108	***1:15.653*** **(1)**	***94.17***		***17:13:21.063***
5 -	48.730	26.952	1:15.682 **(3)**	94.13	0.029	17:14:36.745
6 -	48.876	27.279	1:16.155	93.55	0.502	17:15:52.900
7 -	49.018	27.232	1:16.250	93.43	0.597	17:17:09.150
8 -	48.824	***26.835***	1:15.659 **(2)**	94.16	0.006	17:18:24.809
9 -	49.119	26.944	1:16.063	93.66	0.410	17:19:40.872
10 -	48.915	26.860	1:15.775	94.02	0.122	17:20:56.647

P3 **96** **William HOWARTH** Suzuki SV650 -

IDEAL LAP TIME : 1:15.687 BEST LAP TIME : 1:16.049 DIFFERENCE : 0.362

LAP	SECTOR 1	SECTOR 2	LAP TIME	MPH	DIFF	TIME OF DAY
1 -		***26.927***	1:20.007	89.04	3.958	17:09:35.137
2 -	***48.760***	27.289	***1:16.049*** **(1)**	***93.68***		***17:10:51.186***
3 -	49.331	27.316	1:16.647	92.95	0.598	17:12:07.833
4 -	49.339	27.230	1:16.569	93.04	0.520	17:13:24.402
5 -	49.094	27.225	1:16.319 **(3)**	93.35	0.270	17:14:40.721
6 -	49.086	27.279	1:16.365	93.29	0.316	17:15:57.086
7 -	48.847	27.311	1:16.158 **(2)**	93.55	0.109	17:17:13.244
8 -	49.201	27.166	1:16.367	93.29	0.318	17:18:29.611
9 -	49.303	27.174	1:16.477	93.16	0.428	17:19:46.088
10 -	49.723	27.141	1:16.864	92.69	0.815	17:21:02.952

P4 **112** **James NAGY** Suzuki SV650 - Nagy Racing

IDEAL LAP TIME : 1:15.792 BEST LAP TIME : 1:16.047 DIFFERENCE : 0.255

LAP	SECTOR 1	SECTOR 2	LAP TIME	MPH	DIFF	TIME OF DAY
1 -		27.604	1:20.157	88.88	4.110	17:09:35.287
2 -	***48.762***	27.285	***1:16.047*** **(1)**	***93.68***		***17:10:51.334***
3 -	49.035	27.642	1:16.677	92.91	0.630	17:12:08.011
4 -	49.352	27.121	1:16.473	93.16	0.426	17:13:24.484
5 -	49.200	27.108	1:16.308 **(3)**	93.36	0.261	17:14:40.792
6 -	49.258	27.108	1:16.366	93.29	0.319	17:15:57.158
7 -	48.974	27.185	1:16.159 **(2)**	93.54	0.112	17:17:13.317
8 -	49.404	***27.030***	1:16.434	93.21	0.387	17:18:29.751
9 -	49.356	27.065	1:16.421	93.22	0.374	17:19:46.172
10 -	49.394	27.600	1:16.994	92.53	0.947	17:21:03.166

BMCRC - MRO Championships - Rnd 6 @ Donington Park National

MRO Minitwins & Rookie Minitwins

RACE 19 - SECTOR ANALYSIS

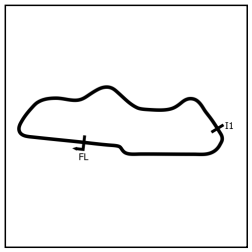

SECTOR 1 = FL to I1, SECTOR 2 = I1 to FL, DIFF = Difference To Personal Best Lap, P = Crossed Finish Line in Pit Lane, D = Time Disallowed

P5 27 Jack BETTIS — Suzuki SV650 - NB Toolmaking, Upfront Property Services

IDEAL LAP TIME : 1:16.032 BEST LAP TIME : 1:16.032 DIFFERENCE : 0.000

LAP	SECTOR 1	SECTOR 2	LAP TIME		MPH	DIFF	TIME OF DAY
1 -		27.935	1:21.359		87.57	5.327	17:09:36.489
2 -	49.007	27.311	1:16.318	(2)	93.35	0.286	17:10:52.807
3 -	***48.781***	***27.251***	***1:16.032***	**(1)**	***93.70***		***17:12:08.839***
4 -	49.164	27.595	1:16.759		92.81	0.727	17:13:25.598
5 -	49.061	27.434	1:16.495		93.13	0.463	17:14:42.093
6 -	48.993	27.461	1:16.454	(3)	93.18	0.422	17:15:58.547
7 -	49.214	27.404	1:16.618		92.98	0.586	17:17:15.165
8 -	49.309	27.502	1:16.811		92.75	0.779	17:18:31.976
9 -	49.270	27.812	1:17.082		92.42	1.050	17:19:49.058
10 -	50.519	27.864	1:18.383		90.89	2.351	17:21:07.441

P6 24 RMT Jack NOBLE — Suzuki SV650 -

IDEAL LAP TIME : 1:16.175 BEST LAP TIME : 1:16.175 DIFFERENCE : 0.000

LAP	SECTOR 1	SECTOR 2	LAP TIME		MPH	DIFF	TIME OF DAY
1 -		27.076	1:20.331		88.69	4.156	17:09:35.461
2 -	49.185	27.372	1:16.557		93.06	0.382	17:10:52.018
3 -	***49.155***	***27.020***	***1:16.175***	**(1)**	***93.52***		***17:12:08.193***
4 -	49.260	27.144	1:16.404	(2)	93.24	0.229	17:13:24.597
5 -	49.354	27.118	1:16.472	(3)	93.16	0.297	17:14:41.069
6 -	49.431	27.333	1:16.764		92.81	0.589	17:15:57.833
7 -	49.503	27.509	1:17.012		92.51	0.837	17:17:14.845
8 -	49.864	27.322	1:17.186		92.30	1.011	17:18:32.031
9 -	49.676	27.404	1:17.080		92.43	0.905	17:19:49.111
10 -	50.566	27.958	1:18.524		90.73	2.349	17:21:07.635

P7 79 RMT Conor WOLFF — Suzuki SV650 -

IDEAL LAP TIME : 1:17.179 BEST LAP TIME : 1:17.388 DIFFERENCE : 0.209

LAP	SECTOR 1	SECTOR 2	LAP TIME		MPH	DIFF	TIME OF DAY
1 -		27.499	1:21.753		87.14	4.365	17:09:36.883
2 -	***49.684***	28.079	1:17.763	(3)	91.61	0.375	17:10:54.646
3 -	50.723	28.219	1:18.942		90.25	1.554	17:12:13.588
4 -	50.401	28.037	1:18.438		90.83	1.050	17:13:32.026
5 -	50.773	27.887	1:18.660		90.57	1.272	17:14:50.686
6 -	50.453	27.695	1:18.148		91.16	0.760	17:16:08.834
7 -	49.902	27.660	1:17.562	(2)	91.85	0.174	17:17:26.396
8 -	49.893	***27.495***	***1:17.388***	**(1)**	***92.06***		***17:18:43.784***
9 -	50.261	27.851	1:18.112		91.21	0.724	17:20:01.896
10 -	50.551	28.927	1:19.478		89.64	2.090	17:21:21.374

P8 33 Steve COSTIN — Suzuki SV650 WET - Surrey Motorcycles / Traq72 Race Suppor

IDEAL LAP TIME : 1:17.475 BEST LAP TIME : 1:17.867 DIFFERENCE : 0.392

LAP	SECTOR 1	SECTOR 2	LAP TIME		MPH	DIFF	TIME OF DAY
1 -		***27.486***	1:21.430		87.49	3.563	17:09:36.560
2 -	50.197	27.881	1:18.078		91.25	0.211	17:10:54.638
3 -	50.362	28.043	1:18.405		90.86	0.538	17:12:13.043
4 -	50.724	28.080	1:18.804		90.40	0.937	17:13:31.847
5 -	50.728	27.753	1:18.481		90.78	0.614	17:14:50.328
6 -	50.612	28.197	1:18.809		90.40	0.942	17:16:09.137
7 -	50.300	27.681	1:17.981	(2)	91.36	0.114	17:17:27.118
8 -	50.231	27.636	***1:17.867***	**(1)**	***91.49***		***17:18:44.985***
9 -	50.180	27.840	1:18.020	(3)	91.31	0.153	17:20:03.005
10 -	***49.989***	28.586	1:18.575		90.67	0.708	17:21:21.580

BMCRC - MRO Championships - Rnd 6 @ Donington Park National

MRO Minitwins & Rookie Minitwins

RACE 19 - SECTOR ANALYSIS

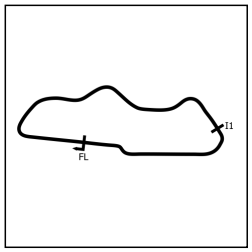

SECTOR 1 = FL to I1, SECTOR 2 = I1 to FL, DIFF = Difference To Personal Best Lap, P = Crossed Finish Line in Pit Lane, D = Time Disallowed

P9 11 RMT Alfie GARROD — Suzuki SV650 - ATP Motorsport

IDEAL LAP TIME : 1:17.558 BEST LAP TIME : 1:17.567 DIFFERENCE : 0.009

LAP	SECTOR 1	SECTOR 2	LAP TIME	MPH	DIFF	TIME OF DAY
1 -		27.721	1:22.368	86.49	4.801	17:09:37.498
2 -	50.470	28.105	1:18.575	90.67	1.008	17:10:56.073
3 -	***49.921***	27.916	1:17.837 **(2)**	91.53	0.270	17:12:13.910
4 -	50.322	28.267	1:18.589	90.65	1.022	17:13:32.499
5 -	50.444	28.155	1:18.599	90.64	1.032	17:14:51.098
6 -	50.197	28.171	1:18.368	90.91	0.801	17:16:09.466
7 -	50.120	28.033	1:18.153 **(3)**	91.16	0.586	17:17:27.619
8 -	49.930	***27.637***	***1:17.567*** **(1)**	***91.85***		***17:18:45.186***
9 -	50.207	27.970	1:18.177	91.13	0.610	17:20:03.363
10 -	50.649	27.910	1:18.559	90.69	0.992	17:21:21.922

P10 19 Kevin LILLEY — Suzuki SV650 - Trafalgar Cleaning Eqpt. / Steve Jordan Motorcy

IDEAL LAP TIME : 1:18.893 BEST LAP TIME : 1:19.148 DIFFERENCE : 0.255

LAP	SECTOR 1	SECTOR 2	LAP TIME	MPH	DIFF	TIME OF DAY
1 -		28.397	1:23.569	85.25	4.421	17:09:38.699
2 -	50.687	28.480	1:19.167 **(2)**	89.99	0.019	17:10:57.866
3 -	53.093	28.548	1:21.641	87.26	2.493	17:12:19.507
4 -	51.204	28.741	1:19.945	89.11	0.797	17:13:39.452
5 -	51.353	28.517	1:19.870	89.20	0.722	17:14:59.322
6 -	51.030	28.552	1:19.582	89.52	0.434	17:16:18.904
7 -	51.172	28.568	1:19.740	89.34	0.592	17:17:38.644
8 -	51.757	28.372	1:20.129	88.91	0.981	17:18:58.773
9 -	51.024	***28.216***	1:19.240 **(3)**	89.91	0.092	17:20:18.013
10 -	***50.677***	28.471	***1:19.148*** **(1)**	***90.01***		***17:21:37.161***

P11 944 Bradley HOPKINSON — Suzuki SV650 - B&D racing

IDEAL LAP TIME : 1:19.007 BEST LAP TIME : 1:19.007 DIFFERENCE : 0.000

LAP	SECTOR 1	SECTOR 2	LAP TIME	MPH	DIFF	TIME OF DAY
1 -		28.507	1:24.206	84.60	5.199	17:09:39.336
2 -	51.167	28.380	1:19.547 **(3)**	89.56	0.540	17:10:58.883
3 -	51.482	29.113	1:20.595	88.40	1.588	17:12:19.478
4 -	51.806	28.411	1:20.217	88.81	1.210	17:13:39.695
5 -	51.508	28.339	1:19.847	89.22	0.840	17:14:59.542
6 -	51.147	28.409	1:19.556	89.55	0.549	17:16:19.098
7 -	51.308	28.498	1:19.806	89.27	0.799	17:17:38.904
8 -	51.773	28.245	1:20.018	89.03	1.011	17:18:58.922
9 -	51.160	28.249	1:19.409 **(2)**	89.72	0.402	17:20:18.331
10 -	***50.775***	***28.232***	***1:19.007*** **(1)**	***90.17***		***17:21:37.338***

P12 81 Malvern MAY — Suzuki SV650 - IMP racing

IDEAL LAP TIME : 1:19.898 BEST LAP TIME : 1:19.906 DIFFERENCE : 0.008

LAP	SECTOR 1	SECTOR 2	LAP TIME	MPH	DIFF	TIME OF DAY
1 -		29.068	1:26.918	81.96	7.012	17:09:42.048
2 -	52.207	***28.532***	1:20.739 **(3)**	88.24	0.833	17:11:02.787
3 -	52.206	29.273	1:21.479	87.44	1.573	17:12:24.266
4 -	52.160	29.104	1:21.264	87.67	1.358	17:13:45.530
5 -	53.848	28.949	1:22.797	86.04	2.891	17:15:08.327
6 -	52.375	28.660	1:21.035	87.92	1.129	17:16:29.362
7 -	51.527	28.644	1:20.171 **(2)**	88.86	0.265	17:17:49.533
8 -	***51.366***	28.540	***1:19.906*** **(1)**	***89.16***		***17:19:09.439***
9 -	52.380	28.777	1:21.157	87.78	1.251	17:20:30.596
10 -	52.122	29.576	1:21.698	87.20	1.792	17:21:52.294

BMCRC - MRO Championships - Rnd 6 @ Donington Park National

MRO Minitwins & Rookie Minitwins

RACE 19 - SECTOR ANALYSIS

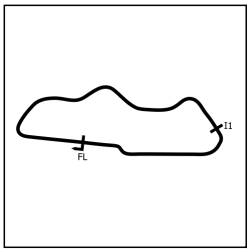

SECTOR 1 = FL to I1, SECTOR 2 = I1 to FL, DIFF = Difference To Personal Best Lap, P = Crossed Finish Line in Pit Lane, D = Time Disallowed

P13 **762** **RMT** **Lawrence SHORT** Suzuki SV650 -

IDEAL LAP TIME : 1:20.092 BEST LAP TIME : 1:20.374 DIFFERENCE : 0.282

LAP	SECTOR 1	SECTOR 2	LAP TIME	MPH	DIFF	TIME OF DAY
1 -		28.666	1:26.088	82.75	5.714	17:09:41.218
2 -	52.287	28.653	1:20.940	88.02	0.566	17:11:02.158
3 -	52.603	29.194	1:21.797	87.10	1.423	17:12:23.955
4 -	52.768	29.120	1:21.888	87.00	1.514	17:13:45.843
5 -	53.203	28.982	1:22.185	86.69	1.811	17:15:08.028
6 -	52.409	29.357	1:21.766	87.13	1.392	17:16:29.794
7 -	51.798	28.698	1:20.496 **(3)**	88.50	0.122	17:17:50.290
8 -	52.637	***28.519***	1:21.156	87.78	0.782	17:19:11.446
9 -	51.696	28.678	***1:20.374*** **(1)**	***88.64***		***17:20:31.820***
10 -	***51.573***	28.904	1:20.477 **(2)**	88.53	0.103	17:21:52.297

P14 **166** **Ben KING** Suzuki SV650 - Stour valley game

IDEAL LAP TIME : 1:19.971 BEST LAP TIME : 1:19.971 DIFFERENCE : 0.000

LAP	SECTOR 1	SECTOR 2	LAP TIME	MPH	DIFF	TIME OF DAY
1 -		29.573	1:27.633	81.30	7.662	17:09:42.763
2 -	51.645	28.901	1:20.546 **(2)**	88.45	0.575	17:11:03.309
3 -	51.676	29.666	1:21.342	87.58	1.371	17:12:24.651
4 -	52.224	29.203	1:21.427	87.49	1.456	17:13:46.078
5 -	53.107	29.027	1:22.134	86.74	2.163	17:15:08.212
6 -	51.991	29.821	1:21.812	87.08	1.841	17:16:30.024
7 -	51.787	28.933	1:20.720 **(3)**	88.26	0.749	17:17:50.744
8 -	51.923	29.267	1:21.190	87.75	1.219	17:19:11.934
9 -	52.085	28.799	1:20.884	88.08	0.913	17:20:32.818
10 -	***51.291***	***28.680***	***1:19.971*** **(1)**	***89.09***		***17:21:52.789***

P15 **109** **Logan PARSONS** Suzuki SV650 - IMP Racing & Log Racing

IDEAL LAP TIME : 1:20.594 BEST LAP TIME : 1:20.717 DIFFERENCE : 0.123

LAP	SECTOR 1	SECTOR 2	LAP TIME	MPH	DIFF	TIME OF DAY
1 -		28.947	1:25.668	83.16	4.951	17:09:40.798
2 -	52.172	29.079	1:21.251	87.68	0.534	17:11:02.049
3 -	52.400	29.309	1:21.709	87.19	0.992	17:12:23.758
4 -	52.460	29.416	1:21.876	87.01	1.159	17:13:45.634
5 -	53.110	29.002	1:22.112	86.76	1.395	17:15:07.746
6 -	***51.991***	29.126	1:21.117 **(3)**	87.83	0.400	17:16:28.863
7 -	52.430	***28.603***	1:21.033 **(2)**	87.92	0.316	17:17:49.896
8 -	52.473	29.220	1:21.693	87.21	0.976	17:19:11.589
9 -	52.261	29.004	1:21.265	87.67	0.548	17:20:32.854
10 -	52.090	28.627	***1:20.717*** **(1)**	***88.26***		***17:21:53.571***

P16 **34** **Andrew JOHNSON** Suzuki SV650 - Rose & Charlie Racing

IDEAL LAP TIME : 1:21.212 BEST LAP TIME : 1:21.311 DIFFERENCE : 0.099

LAP	SECTOR 1	SECTOR 2	LAP TIME	MPH	DIFF	TIME OF DAY
1 -		29.167	1:26.422	82.43	5.111	17:09:41.552
2 -	52.454	***28.857***	***1:21.311*** **(1)**	***87.62***		***17:11:02.863***
3 -	53.379	29.569	1:22.948	85.89	1.637	17:12:25.811
4 -	52.986	29.468	1:22.454	86.40	1.143	17:13:48.265
5 -	53.525	29.146	1:22.671	86.18	1.360	17:15:10.936
6 -	***52.355***	29.412	1:21.767 **(2)**	87.13	0.456	17:16:32.703
7 -	53.356	29.127	1:22.483	86.37	1.172	17:17:55.186
8 -	53.005	29.187	1:22.192	86.68	0.881	17:19:17.378
9 -	52.776	29.122	1:21.898 **(3)**	86.99	0.587	17:20:39.276
10 -	52.885	29.128	1:22.013	86.87	0.702	17:22:01.289

BMCRC - MRO Championships - Rnd 6 @ Donington Park National

MRO Minitwins & Rookie Minitwins

RACE 19 - SECTOR ANALYSIS

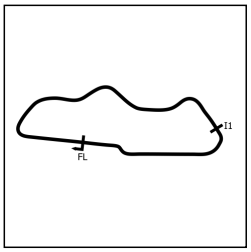

SECTOR 1 = FL to I1, SECTOR 2 = I1 to FL, DIFF = Difference To Personal Best Lap, P = Crossed Finish Line in Pit Lane, D = Time Disallowed

P17 119 Simon HEALEY — Suzuki SV650 - Popular Tyres Ltd / Steam Packet

IDEAL LAP TIME : 1:21.697 BEST LAP TIME : 1:21.899 DIFFERENCE : 0.202

LAP	SECTOR 1	SECTOR 2	LAP TIME		MPH	DIFF	TIME OF DAY
1 -		29.899	1:31.165		78.15	9.266	17:09:46.295
2 -	***52.640***	29.590	1:22.230	**(3)**	86.64	0.331	17:11:08.525
3 -	53.021	29.894	1:22.915		85.92	1.016	17:12:31.440
4 -	53.369	29.439	1:22.808		86.03	0.909	17:13:54.248
5 -	53.653	29.188	1:22.841		86.00	0.942	17:15:17.089
6 -	53.550	29.263	1:22.813		86.03	0.914	17:16:39.902
7 -	53.499	29.083	1:22.582		86.27	0.683	17:18:02.484
8 -	52.842	***29.057***	***1:21.899***	**(1)**	***86.99***		***17:19:24.383***
9 -	52.926	29.162	1:22.088	**(2)**	86.79	0.189	17:20:46.471
10 -	53.202	29.158	1:22.360		86.50	0.461	17:22:08.831

P18 471 David WALL — Suzuki SV650 - B&D Racing

IDEAL LAP TIME : 1:21.141 BEST LAP TIME : 1:21.141 DIFFERENCE : 0.000

LAP	SECTOR 1	SECTOR 2	LAP TIME		MPH	DIFF	TIME OF DAY
1 -		29.541	1:28.972		80.07	7.831	17:09:44.102
2 -	55.123	29.806	1:24.929		83.88	3.788	17:11:09.031
3 -	53.403	29.885	1:23.288		85.54	2.147	17:12:32.319
4 -	53.655	29.709	1:23.364		85.46	2.223	17:13:55.683
5 -	53.573	29.278	1:22.851		85.99	1.710	17:15:18.534
6 -	52.877	29.233	1:22.110	**(2)**	86.76	0.969	17:16:40.644
7 -	53.095	29.345	1:22.440		86.42	1.299	17:18:03.084
8 -	53.127	29.134	1:22.261	**(3)**	86.61	1.120	17:19:25.345
9 -	53.155	29.341	1:22.496		86.36	1.355	17:20:47.841
10 -	***52.287***	***28.854***	***1:21.141***	**(1)**	***87.80***		***17:22:08.982***

P19 36 RMT Scott ELLIOTT — Suzuki SV650 - Sprockets Racing

IDEAL LAP TIME : 1:22.014 BEST LAP TIME : 1:22.340 DIFFERENCE : 0.326

LAP	SECTOR 1	SECTOR 2	LAP TIME		MPH	DIFF	TIME OF DAY
1 -		***28.985***	1:27.738		81.20	5.398	17:09:42.868
2 -	53.403	29.481	1:22.884		85.95	0.544	17:11:05.752
3 -	53.424	30.578	1:24.002		84.81	1.662	17:12:29.754
4 -	54.049	29.866	1:23.915		84.90	1.575	17:13:53.669
5 -	53.656	29.427	1:23.083		85.75	0.743	17:15:16.752
6 -	53.417	29.542	1:22.959		85.88	0.619	17:16:39.711
7 -	53.207	29.561	1:22.768	**(3)**	86.07	0.428	17:18:02.479
8 -	53.434	29.183	1:22.617	**(2)**	86.23	0.277	17:19:25.096
9 -	53.538	29.284	1:22.822		86.02	0.482	17:20:47.918
10 -	***53.029***	29.311	***1:22.340***	**(1)**	***86.52***		***17:22:10.258***

P20 51 Andrew DURANT — Suzuki SV650 -

IDEAL LAP TIME : 1:22.721 BEST LAP TIME : 1:22.780 DIFFERENCE : 0.059

LAP	SECTOR 1	SECTOR 2	LAP TIME		MPH	DIFF	TIME OF DAY
1 -		30.667	1:31.715		77.68	8.935	17:09:46.845
2 -	53.854	29.574	1:23.428		85.39	0.648	17:11:10.273
3 -	53.732	29.733	1:23.465		85.36	0.685	17:12:33.738
4 -	53.689	29.800	1:23.489		85.33	0.709	17:13:57.227
5 -	53.571	***29.430***	1:23.001	**(2)**	85.83	0.221	17:15:20.228
6 -	***53.291***	29.489	***1:22.780***	**(1)**	***86.06***		***17:16:43.008***
7 -	53.969	29.492	1:23.461		85.36	0.681	17:18:06.469
8 -	53.640	29.717	1:23.357	**(3)**	85.47	0.577	17:19:29.826
9 -	54.223	29.656	1:23.879		84.93	1.099	17:20:53.705
10 -	54.749	30.236	1:24.985		83.83	2.205	17:22:18.690

BMCRC - MRO Championships - Rnd 6 @ Donington Park National

MRO Minitwins & Rookie Minitwins

RACE 19 - SECTOR ANALYSIS

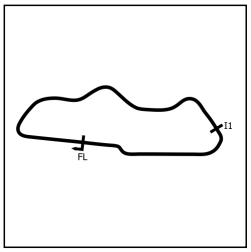

SECTOR 1 = FL to I1, SECTOR 2 = I1 to FL, DIFF = Difference To Personal Best Lap, P = Crossed Finish Line in Pit Lane, D = Time Disallowed

P21 68 RMT Samuel BOYES Suzuki SV650 -

IDEAL LAP TIME : 1:22.511 BEST LAP TIME : 1:22.940 DIFFERENCE : 0.429

LAP	SECTOR 1	SECTOR 2	LAP TIME	MPH	DIFF	TIME OF DAY
1 -		30.503	1:32.340	77.15	9.400	17:09:47.470
2 -	56.699	31.187	1:27.886	81.06	4.946	17:11:15.356
3 -	57.619	30.824	1:28.443	80.55	5.503	17:12:43.799
4 -	55.356	29.937	1:25.293	83.53	2.353	17:14:09.092
5 -	54.503	30.160	1:24.663	84.15	1.723	17:15:33.755
6 -	54.152	29.794	1:23.946	84.87	1.006	17:16:57.701
7 -	***53.171***	29.769	***1:22.940*** **(1)**	***85.90***		***17:18:20.641***
8 -	53.895	***29.340***	1:23.235 **(2)**	85.59	0.295	17:19:43.876
9 -	54.223	29.361	1:23.584 **(3)**	85.23	0.644	17:21:07.460

P22 88 RMT Lance JORDAN Suzuki SV650 -

IDEAL LAP TIME : 1:24.404 BEST LAP TIME : 1:24.404 DIFFERENCE : 0.000

LAP	SECTOR 1	SECTOR 2	LAP TIME	MPH	DIFF	TIME OF DAY
1 -		30.903	1:31.681	77.71	7.277	17:09:46.811
2 -	56.762	31.767	1:28.529	80.47	4.125	17:11:15.340
3 -	56.550	31.677	1:28.227	80.75	3.823	17:12:43.567
4 -	56.511	30.255	1:26.766	82.11	2.362	17:14:10.333
5 -	***54.490***	***29.914***	***1:24.404*** **(1)**	***84.41***		***17:15:34.737***
6 -	55.063	30.539	1:25.602 **(2)**	83.22	1.198	17:17:00.339
7 -	56.526	29.930	1:26.456 **(3)**	82.40	2.052	17:18:26.795
8 -	56.088	30.722	1:26.810	82.07	2.406	17:19:53.605
9 -	56.937	31.187	1:28.124	80.84	3.720	17:21:21.729

P23 333 David LINDEMANN Suzuki SV650 - Giraffe Decorators

IDEAL LAP TIME : 1:15.145 BEST LAP TIME : 1:15.147 DIFFERENCE : 0.002

LAP	SECTOR 1	SECTOR 2	LAP TIME	MPH	DIFF	TIME OF DAY
1 -		27.129	1:18.468	90.79	3.321	17:09:33.598
2 -	48.335	***26.812***	***1:15.147*** **(1)**	***94.80***		***17:10:48.745***
3 -	***48.333***					

Weather / Track : Cloudy / Dry

Donington Park National: 1.9790 miles
Date: 26/07/2026 Start: 17:08 Finish: 17:20

BMCRC - MRO Championships - Rnd 6 @ Donington Park National

MRO Minitwins & Rookie Minitwins

RACE 19 - BEST SECTORS

	SECTOR 1		SECTOR 2	
POS	NO	TIME	NO	TIME
1	333	**48.333**	660	**26.804**
2	660	**48.494**	333	**26.812**
3	141	**48.545**	141	**26.835**
4	96	**48.760**	96	**26.927**
5	112	**48.762**	24	**27.020**
6	27	**48.781**	112	**27.030**
7	24	**49.155**	27	**27.251**
8	79	**49.684**	33	**27.486**
9	11	**49.921**	79	**27.495**
10	33	**49.989**	11	**27.637**
11	19	**50.677**	19	**28.216**
12	944	**50.775**	944	**28.232**
13	166	**51.291**	762	**28.519**
14	81	**51.366**	81	**28.532**
15	762	**51.573**	109	**28.603**
16	109	**51.991**	166	**28.680**
17	471	**52.287**	471	**28.854**
18	34	**52.355**	34	**28.857**
19	119	**52.640**	36	**28.985**
20	36	**53.029**	119	**29.057**
21	68	**53.171**	68	**29.340**
22	51	**53.291**	51	**29.430**
23	88	**54.490**	88	**29.914**
24				

IDEAL / BEST COMPARISON

PERFECT LAP 1:15.137

POS	NO	NAME	IDEAL	BEST	DIFF
1	**333**	LINDEMANN	1:15.145	1:15.147	**0.002**
2	**660**	HARRIS	1:15.298	1:15.525	**0.227**
3	**141**	HARRIS	1:15.380	1:15.653	**0.273**
4	**96**	HOWARTH	1:15.687	1:16.049	**0.362**
5	**112**	NAGY	1:15.792	1:16.047	**0.255**
6	**27**	BETTIS	1:16.032	1:16.032	**0.000**
7	**24**	NOBLE	1:16.175	1:16.175	**0.000**
8	**79**	WOLFF	1:17.179	1:17.388	**0.209**
9	**33**	COSTIN	1:17.475	1:17.867	**0.392**
10	**11**	GARROD	1:17.558	1:17.567	**0.009**
11	**19**	LILLEY	1:18.893	1:19.148	**0.255**
12	**944**	HOPKINSON	1:19.007	1:19.007	**0.000**
13	**81**	MAY	1:19.898	1:19.906	**0.008**
14	**166**	KING	1:19.971	1:19.971	**0.000**
15	**762**	SHORT	1:20.092	1:20.374	**0.282**
16	**109**	PARSONS	1:20.594	1:20.717	**0.123**
17	**471**	WALL	1:21.141	1:21.141	**0.000**
18	**34**	JOHNSON	1:21.212	1:21.311	**0.099**
19	**119**	HEALEY	1:21.697	1:21.899	**0.202**
20	**36**	ELLIOTT	1:22.014	1:22.340	**0.326**
21	**68**	BOYES	1:22.511	1:22.940	**0.429**
22	**51**	DURANT	1:22.721	1:22.780	**0.059**
23	**88**	JORDAN	1:24.404	1:24.404	**0.000**

Weather / Track : Cloudy / Dry

Donington Park National: 1.9790 miles
Date: 26/07/2026 Start: 17:08 Finish: 17:20

Results can be found at www.tsl-timing.com

Printed - 17:22 Sunday, 26 July 2026

BMCRC - MRO Championships - Rnd 6 @ Donington Park National

MRO Minitwins & Rookie Minitwins

RACE 19 - STATISTICS

Competitors Started	23
Planned Start	2026-07-26 @ 17:05:00.000
Actual Start	2026-07-26 @ 17:08:15.129
Finish Time	2026-07-26 @ 17:20:56.511
Track Length	1.9790mi.
Total Laps	220
Total Distance Covered	435.3947mi.

Session Fastest Lap History

NO	CL	NAME	LAP TIME	TIME OF DAY	LAP	VEHICLE
333		**David LINDEMANN**	**1:15.147**	17:10:48.745	2	Suzuki SV650

Session Leader History

NO	CL	NAME	FROM LAP	LAPS LED	DISTANCE	VEHICLE
333		**David LINDEMANN**	1	2	3.92 miles	Suzuki SV650
660		**Ronnie HARRIS**	3	8	15.83 miles	Suzuki SV650

Flag History

TYPE	TIME OF DAY
GREEN	17:08:15.129
FINISH	17:20:56.511

Flag Statistics

TYPE	COUNT	TOTAL LAPS	TOTAL TIME
Green	1	10	14:10.524
Red	0	0	0.000
Safety Car	0	0	0.000
FCY	0	0	0.000

Weather / Track : Cloudy / Dry

Donington Park National: 1.9790 miles
Date: 26/07/2026 Start: 17:08 Finish: 17:20

BMCRC - MRO Championships - Rnd 6 @ Donington Park National

MRO Minitwins & Rookie Minitwins

RACE 19 - STATISTICS

CLASS : 16 Starters

Fastest Lap History

NO	NAME	LAP TIME	TIME OF DAY	LAP	VEHICLE
333	**David LINDEMANN**	**1:15.147**	17:10:48.745	2	Suzuki SV650

Leader History

NO	NAME	FROM LAP	LAPS LED	DISTANCE	VEHICLE
333	**David LINDEMANN**	1	2	3.92 miles	Suzuki SV650
660	**Ronnie HARRIS**	3	8	15.83 miles	Suzuki SV650

BMCRC - MRO Championships - Rnd 6 @ Donington Park National

MRO Minitwins & Rookie Minitwins

RACE 19 - STATISTICS

CLASS : RMT

7 Starters

Fastest Lap History

NO	NAME	LAP TIME	TIME OF DAY	LAP	VEHICLE
24	**Jack NOBLE**	**1:16.557**	17:10:52.018	2	Suzuki SV650
24	**Jack NOBLE**	**1:16.175**	17:12:08.193	3	Suzuki SV650

Leader History

NO	NAME	FROM LAP	LAPS LED	DISTANCE	VEHICLE
24	**Jack NOBLE**	1	10	19.75 miles	Suzuki SV650

ACU TEAM GREEN JUNIOR CUP | KAWASAKI SENIOR NINJA SERIES | BMZRC 250 MZs

BMCRC-MRO Championships – Round 6

Donington Park National

25th / 26th July 2026

Timing & Results Provided by Timing Solutions Ltd

www.tsl-timing.com

Donington Park National Circuit

Castle Donington, Derby, UK

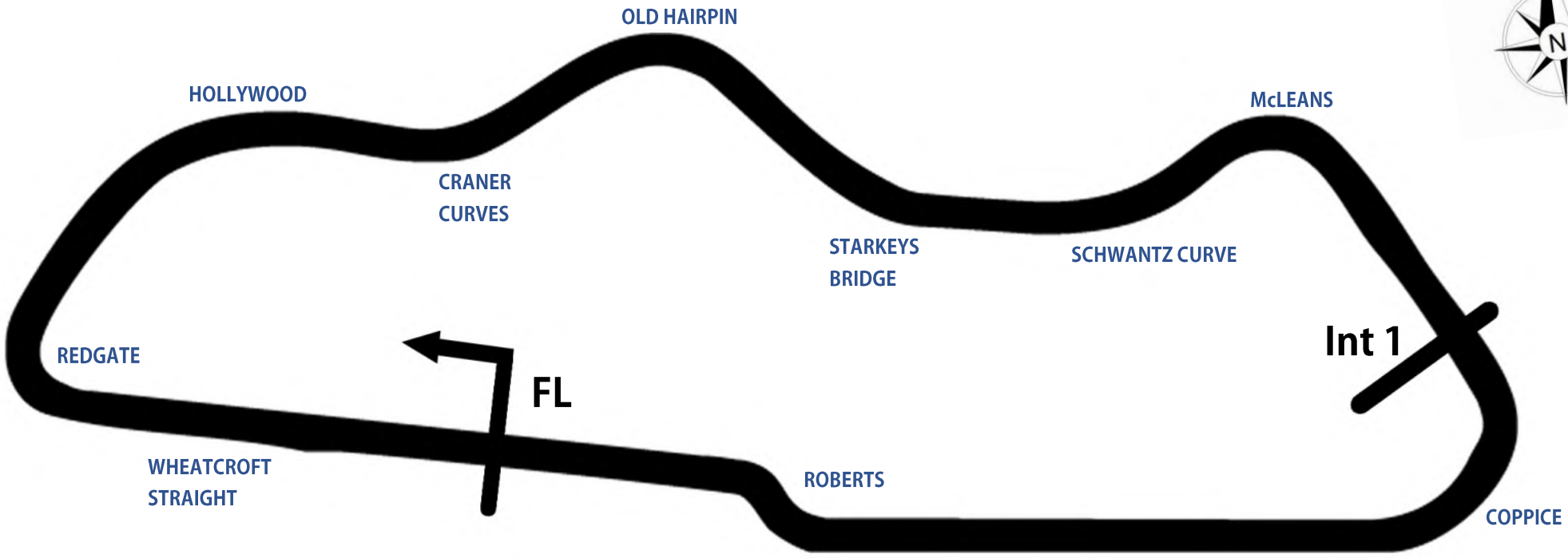

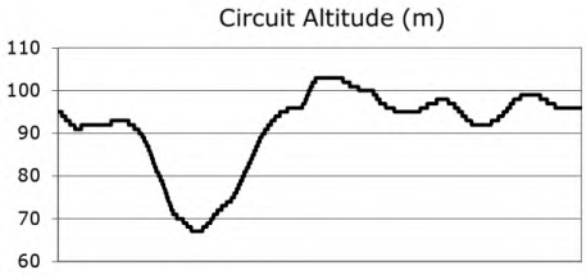

Length	1.9790 miles | 3.185 km | 3185m		
FL	Start @ 60m	52.82971 N	1.37867 W
Int 1	2096m	52.82978 N	1.36508 W
Pit Entry	3158m	52.82951 N	1.37832 W
Pit Exit	229m after FL	52.82996 N	1.38205 W
Pit Entry - Pit Exit	256m, 18.4s @ 50kph, 15.3s @ 60kph		

Results & Live Timing available at – www.tsl-timing.com

Updated - 24/01/2024 10:46

BMCRC - MRO Championships - Rnd 6 @ Donington Park National

ACU Team Green Junior Cup & Senior Ninjas | BMZRC 250 MZ

QUALIFYING - CLASSIFICATION

POS	NO	CL	PIC	NAME	ENTRY	TIME	ON	LAPS	GAP	DIFF	MPH
1	**16**	J	1	**Lucas KING**	Kawasaki NINJA 400 - NW racing/ cable house	**1:21.670**	6	8			87.23
2	**90**	J	2	**Harry BARRELL**	Kawasaki NINJA 400 - Cerakote UK	**1:21.882**	6	8	**0.212**	0.212	87.01
3	**112**	S	1	**Dan BRAY**	Kawasaki NINJA 400 -	**1:22.689**	5	7	**1.019**	0.807	86.16
4	**99**	J	3	**William ROUND**	Kawasaki NINJA - Round Racing	**1:22.768**	5	7	**1.098**	0.079	86.07
5	**164**	J	4	**George COWIE**	Kawasaki NINJA 400 - Dad	**1:23.169**	4	7	**1.499**	0.401	85.66
6	**125**	J	5	**Isabelle WINGATE**	Kawasaki NINJA 400 - NPS, Tripz.uk, PermaGroup, AF	**1:23.210**	4	7	**1.540**	0.041	85.62
7	**110***	J	6	**Tyler HARTLEY**	Kawasaki NINJA 400 - DWRacing	**1:23.250**	4	7	**1.580**	0.040	85.58
8	**124**	J	7	**Harley BAKER**	Kawasaki NINJA 400 - KGB Property Maintenance Serv	**1:23.271**	7	7	**1.601**	0.021	85.55
9	**25**	J	8	**Chloe GLEESON**	Kawasaki NINJA 400 - DriveLife / Sussex Independent	**1:23.289**	5	7	**1.619**	0.018	85.54
10	**611**	J	9	**Joss BIRCHALL**	Kawasaki NINJA 400 -	**1:25.248**	4	7	**3.578**	1.959	83.57
11	**113**	J	10	**Annabelle McCARTHY**	Kawasaki NINJA 400 -	**1:25.477**	3	7	**3.807**	0.229	83.35
12	**61**	J	11	**Ollie EVETTS**	Kawasaki NINJA 400 - C E Vehicle Repairs Ltd	**1:25.798**	7	7	**4.128**	0.321	83.03
13	**27**	J	12	**Alfie GARROD**	Kawasaki NINJA 400 - ATP Motorsport	**1:26.021**	6	7	**4.351**	0.223	82.82
14	**42**	J	13	**Euan BAINBOROUGH**	Kawasaki NINJA 300 -	**1:26.043**	5	7	**4.373**	0.022	82.80
15	**85**	MZ	1	**Andrew WALES**	MZ ETZ 250 - Show Control International	**1:27.367**	4	7	**5.697**	1.324	81.54
16	**1**	MZ	2	**Alexander MANN**	MZ TS 250 - HS Racing	**1:27.426**	3	5	**5.756**	0.059	81.49
17	**81**	J	14	**Austin WILTON**	Kawasaki NINJA 400 - MAC	**1:27.576**	4	7	**5.906**	0.150	81.35
18	**53**	J	15	**Lucas EGGINTON**	Kawasaki NINJA 400 -	**1:29.507**	6	6	**7.837**	1.931	79.59
19	**7**	S	2	**David KORTEGAS**	Kawasaki NINJA 400 -	**1:29.540**	3	5	**7.870**	0.033	79.56
20	**171**	J	16	**Danny LEES**	Kawasaki NINJA 400 - Capital Group Ltd / Capital Spra	**1:29.731**	6	7	**8.061**	0.191	79.40
21	**13**	MZ	3	**Gordon RYAN**	MZ 250 - Prism Work Psychology	**1:30.451**	6	7	**8.781**	0.720	78.76
22	**96**	MZ	4	**Chris KENT**	MZ TS 250 -	**1:30.705**	3	6	**9.035**	0.254	78.54
23	**89**	MZ	5	**James McCORMACK**	MZ TS 250 -	**1:31.491**	5	7	**9.821**	0.786	77.87
24	**54**	S	3	**Ben SCOTT**	Kawasaki NINJA 400 - GI Landscapes VampTech	**1:31.523**	7	7	**9.853**	0.032	77.84
25	**101**	S	4	**Augustas GUJIS**	Kawasaki NINJA -	**1:31.948**	6	7	**10.278**	0.425	77.48
26	**77**	S	5	**Ryan HAYBYRNE**	Kawasaki NINJA 400 -	**1:32.124**	7	7	**10.454**	0.176	77.33
27	**337**	S	6	**Lee HORWOOD**	Kawasaki NINJA 300 - Melman Electrical	**1:33.947**	7	7	**12.277**	1.823	75.83
28	**94**	MZ	6	**George SALTHOUSE**	MZ 250 - Illuminate Design	**1:36.017**	2	4	**14.347**	2.070	74.20
29	**176**	MZ	7	**Oliver BOYETT**	MZ ETZ 250 - Myself	**1:43.583**	1	1	**21.913**	7.566	68.78

#110 - No working transponder, please fix for racing.

Weather / Track : Bright / Dry
These results are provisional until the conclusion of any judicial and technical matters.

Date: 25/07/2026 Start: 09:22 Finish: 09:32
Donington Park National: 1.9790 miles

Clerk Of Course: Caroline Patterson / Andy Brown	Timekeeper: Richard Evans	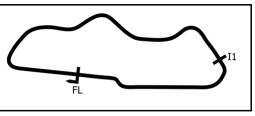

Results can be found at www.tsl-timing.com

Printed - 09:34 Saturday, 25 July 2026

BMCRC - MRO Championships - Rnd 6 @ Donington Park National

ACU Team Green Junior Cup & Senior Ninjas | BMZRC 250 MZ

QUALIFYING - SECTOR ANALYSIS

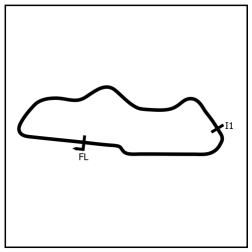

SECTOR 1 = FL to I1, SECTOR 2 = I1 to FL, DIFF = Difference To Personal Best Lap, P = Crossed Finish Line in Pit Lane, D = Time Disallowed

P1 16 J Lucas KING — Kawasaki NINJA 400 - NW racing/ cable house

IDEAL LAP TIME : 1:21.670 BEST LAP TIME : 1:21.670 DIFFERENCE : 0.000

LAP	SECTOR 1	SECTOR 2	LAP TIME	MPH	DIFF	TIME OF DAY
1 -	55.504	30.253	1:25.757	83.07	4.087	09:23:58.054
2 -	53.334	29.719	1:23.053	85.78	1.383	09:25:21.107
3 -	54.013	30.159	1:24.172	84.64	2.502	09:26:45.279
4 -	52.967	29.433	1:22.400	86.46	0.730	09:28:07.679
5 -	52.626	29.104	1:21.730 (2)	87.17	0.060	09:29:29.409
6 -	***52.572***	***29.098***	***1:21.670 (1)***	***87.23***		***09:30:51.079***
7 -	52.711	29.101	1:21.812 (3)	87.08	0.142	09:32:12.891
8 -	56.376	31.411	1:27.787	81.15	6.117	09:33:40.678

P2 90 J Harry BARRELL — Kawasaki NINJA 400 - Cerakote UK

IDEAL LAP TIME : 1:21.882 BEST LAP TIME : 1:21.882 DIFFERENCE : 0.000

LAP	SECTOR 1	SECTOR 2	LAP TIME	MPH	DIFF	TIME OF DAY
1 -	56.045	29.747	1:25.792	83.04	3.910	09:23:58.081
2 -	53.561	29.324	1:22.885	85.95	1.003	09:25:20.966
3 -	53.412	29.463	1:22.875	85.96	0.993	09:26:43.841
4 -	52.875	29.454	1:22.329 (3)	86.53	0.447	09:28:06.170
5 -	52.704	29.267	1:21.971 (2)	86.91	0.089	09:29:28.141
6 -	***52.660***	***29.222***	***1:21.882 (1)***	***87.01***		***09:30:50.023***
7 -	53.603	29.365	1:22.968	85.87	1.086	09:32:12.991
8 -	55.801	31.948	1:27.749	81.19	5.867	09:33:40.740

P3 112 S Dan BRAY — Kawasaki NINJA 400 -

IDEAL LAP TIME : 1:22.689 BEST LAP TIME : 1:22.689 DIFFERENCE : 0.000

LAP	SECTOR 1	SECTOR 2	LAP TIME	MPH	DIFF	TIME OF DAY
1 -	59.169	31.012	1:30.181	79.00	7.492	09:24:14.788
2 -	55.040	30.093	1:25.133	83.68	2.444	09:25:39.921
3 -	53.324	29.824	1:23.148 (3)	85.68	0.459	09:27:03.069
4 -	53.644	29.824	1:23.468	85.35	0.779	09:28:26.537
5 -	***53.100***	***29.589***	***1:22.689 (1)***	***86.16***		***09:29:49.226***
6 -	53.412	29.855	1:23.267	85.56	0.578	09:31:12.493
7 -	53.295	29.725	1:23.020 (2)	85.81	0.331	09:32:35.513

P4 99 J William ROUND — Kawasaki NINJA - Round Racing

IDEAL LAP TIME : 1:22.768 BEST LAP TIME : 1:22.768 DIFFERENCE : 0.000

LAP	SECTOR 1	SECTOR 2	LAP TIME	MPH	DIFF	TIME OF DAY
1 -	56.353	30.166	1:26.519	82.34	3.751	09:24:00.200
2 -	53.627	30.184	1:23.811	85.00	1.043	09:25:24.011
3 -	53.800	29.644	1:23.444 (3)	85.38	0.676	09:26:47.455
4 -	53.637	29.650	1:23.287 (2)	85.54	0.519	09:28:10.742
5 -	***53.306***	***29.462***	***1:22.768 (1)***	***86.07***		***09:29:33.510***
6 -	53.685	30.901	1:24.586	84.22	1.818	09:30:58.096
7 -	55.011	30.072	1:25.083	83.73	2.315	09:32:23.179

P5 164 J George COWIE — Kawasaki NINJA 400 - Dad

IDEAL LAP TIME : 1:23.169 BEST LAP TIME : 1:23.169 DIFFERENCE : 0.000

LAP	SECTOR 1	SECTOR 2	LAP TIME	MPH	DIFF	TIME OF DAY
1 -	55.969	30.590	1:26.559	82.30	3.390	09:23:59.530
2 -	54.302	30.345	1:24.647	84.16	1.478	09:25:24.177
3 -	53.951	29.703	1:23.654 (3)	85.16	0.485	09:26:47.831
4 -	***53.565***	***29.604***	***1:23.169 (1)***	***85.66***		***09:28:11.000***
5 -	54.057	30.121	1:24.178	84.63	1.009	09:29:35.178
6 -	53.598	30.426	1:24.024	84.79	0.855	09:30:59.202
7 -	53.808	29.683	1:23.491 (2)	85.33	0.322	09:32:22.693

BMCRC - MRO Championships - Rnd 6 @ Donington Park National

ACU Team Green Junior Cup & Senior Ninjas | BMZRC 250 MZ

QUALIFYING - SECTOR ANALYSIS

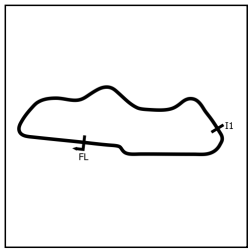

SECTOR 1 = FL to I1, SECTOR 2 = I1 to FL, DIFF = Difference To Personal Best Lap, P = Crossed Finish Line in Pit Lane, D = Time Disallowed

P6 **125** **J** **Isabelle WINGATE** — Kawasaki NINJA 400 - NPS, Tripz.uk, PermaGroup, ARN Race

IDEAL LAP TIME : 1:23.002 BEST LAP TIME : 1:23.210 DIFFERENCE : 0.208

LAP	SECTOR 1	SECTOR 2	LAP TIME		MPH	DIFF	TIME OF DAY
1 -	56.161	30.325	1:26.486		82.37	3.276	09:24:00.603
2 -	53.965	30.109	1:24.074		84.74	0.864	09:25:24.677
3 -	53.671	29.799	1:23.470	(2)	85.35	0.260	09:26:48.147
4 -	53.580	***29.630***	***1:23.210***	(1)	***85.62***		***09:28:11.357***
5 -	53.958	29.794	1:23.752		85.06	0.542	09:29:35.109
6 -	***53.372***	30.205	1:23.577	(3)	85.24	0.367	09:30:58.686
7 -	53.611	30.255	1:23.866		84.95	0.656	09:32:22.552

P7 **110** **J** **Tyler HARTLEY** — Kawasaki NINJA 400 - DWRacing

IDEAL LAP TIME : BEST LAP TIME : 1:23.250 DIFFERENCE :

LAP	SECTOR 1	SECTOR 2	LAP TIME		MPH	DIFF	TIME OF DAY
1 -			1:27.724		81.21	4.474	09:24:01.271
2 -			1:24.072		84.74	0.822	09:25:25.343
3 -			1:23.341	(3)	85.48	0.091	09:26:48.684
4 -			***1:23.250***	(1)	***85.58***		***09:28:11.934***
5 -			1:23.496		85.32	0.246	09:29:35.430
6 -			1:24.170		84.64	0.920	09:30:59.600
7 -			1:23.277	(2)	85.55	0.027	09:32:22.877

P8 **124** **J** **Harley BAKER** — Kawasaki NINJA 400 - KGB Property Maintenance Services Ltd

IDEAL LAP TIME : 1:23.271 BEST LAP TIME : 1:23.271 DIFFERENCE : 0.000

LAP	SECTOR 1	SECTOR 2	LAP TIME		MPH	DIFF	TIME OF DAY
1 -	58.366	31.132	1:29.498		79.60	6.227	09:24:11.506
2 -	54.672	30.125	1:24.797		84.01	1.526	09:25:36.303
3 -	53.936	29.974	1:23.910	(3)	84.90	0.639	09:27:00.213
4 -	54.441	30.185	1:24.626		84.18	1.355	09:28:24.839
5 -	54.251	30.189	1:24.440		84.37	1.169	09:29:49.279
6 -	53.666	29.817	1:23.483	(2)	85.34	0.212	09:31:12.762
7 -	***53.589***	***29.682***	***1:23.271***	(1)	***85.55***		***09:32:36.033***

P9 **25** **J** **Chloe GLEESON** — Kawasaki NINJA 400 - DriveLife / Sussex Independent Financial

IDEAL LAP TIME : 1:23.289 BEST LAP TIME : 1:23.289 DIFFERENCE : 0.000

LAP	SECTOR 1	SECTOR 2	LAP TIME		MPH	DIFF	TIME OF DAY
1 -	57.268	30.536	1:27.804		81.14	4.515	09:23:59.823
2 -	54.985	30.169	1:25.154		83.66	1.865	09:25:24.977
3 -	53.854	30.036	1:23.890	(3)	84.92	0.601	09:26:48.867
4 -	53.832	29.727	1:23.559	(2)	85.26	0.270	09:28:12.426
5 -	***53.667***	***29.622***	***1:23.289***	(1)	***85.54***		***09:29:35.715***
6 -	53.880	30.152	1:24.032		84.78	0.743	09:30:59.747
7 -	54.787	30.074	1:24.861		83.95	1.572	09:32:24.608

P10 **611** **J** **Joss BIRCHALL** — Kawasaki NINJA 400 -

IDEAL LAP TIME : 1:24.806 BEST LAP TIME : 1:25.248 DIFFERENCE : 0.442

LAP	SECTOR 1	SECTOR 2	LAP TIME		MPH	DIFF	TIME OF DAY
1 -	1:00.182	32.275	1:32.457		77.05	7.209	09:24:09.492
2 -	56.323	30.962	1:27.285		81.62	2.037	09:25:36.777
3 -	54.769	30.651	1:25.420		83.40	0.172	09:27:02.197
4 -	55.066	***30.182***	***1:25.248***	(1)	***83.57***		***09:28:27.445***
5 -	54.884	30.371	1:25.255	(2)	83.56	0.007	09:29:52.700
6 -	***54.624***	30.670	1:25.294	(3)	83.53	0.046	09:31:17.994
7 -	55.356	30.294	1:25.650		83.18	0.402	09:32:43.644

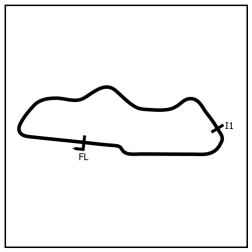

BMCRC - MRO Championships - Rnd 6 @ Donington Park National

ACU Team Green Junior Cup & Senior Ninjas | BMZRC 250 MZ

QUALIFYING - SECTOR ANALYSIS

SECTOR 1 = FL to I1, SECTOR 2 = I1 to FL, DIFF = Difference To Personal Best Lap, P = Crossed Finish Line in Pit Lane, D = Time Disallowed

P11 113 J Annabelle McCARTHY Kawasaki NINJA 400 -

IDEAL LAP TIME : 1:25.147 BEST LAP TIME : 1:25.477 DIFFERENCE : 0.330

LAP	SECTOR 1	SECTOR 2	LAP TIME	MPH	DIFF	TIME OF DAY
1 -	59.957	31.654	1:31.611	77.77	6.134	09:24:08.459
2 -	55.917	30.789	1:26.706	82.17	1.229	09:25:35.165
3 -	54.862	***30.615***	***1:25.477*** **(1)**	***83.35***		***09:27:00.642***
4 -	***54.532***	31.003	1:25.535 **(2)**	83.29	0.058	09:28:26.177
5 -	55.956	31.789	1:27.745	81.19	2.268	09:29:53.922
6 -	54.998	30.723	1:25.721	83.11	0.244	09:31:19.643
7 -	54.697	30.977	1:25.674 **(3)**	83.15	0.197	09:32:45.317

P12 61 J Ollie EVETTS Kawasaki NINJA 400 - C E Vehicle Repairs Ltd

IDEAL LAP TIME : 1:25.798 BEST LAP TIME : 1:25.798 DIFFERENCE : 0.000

LAP	SECTOR 1	SECTOR 2	LAP TIME	MPH	DIFF	TIME OF DAY
1 -	57.682	31.721	1:29.403	79.69	3.605	09:24:03.982
2 -	56.643	31.266	1:27.909	81.04	2.111	09:25:31.891
3 -	56.111	31.126	1:27.237	81.66	1.439	09:26:59.128
4 -	55.917	30.986	1:26.903	81.98	1.105	09:28:26.031
5 -	55.672	31.041	1:26.713 **(3)**	82.16	0.915	09:29:52.744
6 -	55.349	30.803	1:26.152 **(2)**	82.69	0.354	09:31:18.896
7 -	***55.191***	***30.607***	***1:25.798*** **(1)**	***83.03***		***09:32:44.694***

P13 27 J Alfie GARROD Kawasaki NINJA 400 - ATP Motorsport

IDEAL LAP TIME : 1:25.899 BEST LAP TIME : 1:26.021 DIFFERENCE : 0.122

LAP	SECTOR 1	SECTOR 2	LAP TIME	MPH	DIFF	TIME OF DAY
1 -	57.501	30.910	1:28.411	80.58	2.390	09:24:01.134
2 -	55.810	30.596	1:26.406	82.45	0.385	09:25:27.540
3 -	56.072	30.741	1:26.813	82.06	0.792	09:26:54.353
4 -	55.951	30.972	1:26.923	81.96	0.902	09:28:21.276
5 -	55.633	***30.432***	1:26.065 **(2)**	82.78	0.044	09:29:47.341
6 -	***55.467***	30.554	***1:26.021*** **(1)**	***82.82***		***09:31:13.362***
7 -	55.615	30.609	1:26.224 **(3)**	82.62	0.203	09:32:39.586

P14 42 J Euan BAINBOROUGH Kawasaki NINJA 300 -

IDEAL LAP TIME : 1:25.959 BEST LAP TIME : 1:26.043 DIFFERENCE : 0.084

LAP	SECTOR 1	SECTOR 2	LAP TIME	MPH	DIFF	TIME OF DAY
1 -	59.979	31.685	1:31.664	77.72	5.621	09:24:09.215
2 -	57.361	30.998	1:28.359	80.63	2.316	09:25:37.574
3 -	***55.301***	30.754	1:26.055 **(2)**	82.79	0.012	09:27:03.629
4 -	55.464	30.853	1:26.317	82.54	0.274	09:28:29.946
5 -	55.323	30.720	***1:26.043*** **(1)**	***82.80***		***09:29:55.989***
6 -	55.416	30.674	1:26.090 **(3)**	82.75	0.047	09:31:22.079
7 -	55.501	***30.658***	1:26.159	82.69	0.116	09:32:48.238

P15 85 MZ Andrew WALES MZ ETZ 250 - Show Control International

IDEAL LAP TIME : 1:27.288 BEST LAP TIME : 1:27.367 DIFFERENCE : 0.079

LAP	SECTOR 1	SECTOR 2	LAP TIME	MPH	DIFF	TIME OF DAY
1 -	58.611	31.646	1:30.257	78.93	2.890	09:24:44.420
2 -	56.569	31.453	1:28.022	80.94	0.655	09:26:12.442
3 -	56.594	***30.907***	1:27.501 **(2)**	81.42	0.134	09:27:39.943
4 -	***56.381***	30.986	***1:27.367*** **(1)**	***81.54***		***09:29:07.310***
5 -	57.022	32.185	1:29.207	79.86	1.840	09:30:36.517
6 -	56.885	31.261	1:28.146	80.82	0.779	09:32:04.663
7 -	56.575	31.079	1:27.654 **(3)**	81.28	0.287	09:33:32.317

BMCRC - MRO Championships - Rnd 6 @ Donington Park National

ACU Team Green Junior Cup & Senior Ninjas | BMZRC 250 MZ

QUALIFYING - SECTOR ANALYSIS

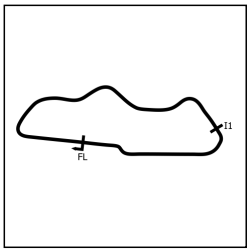

SECTOR 1 = FL to I1, SECTOR 2 = I1 to FL, DIFF = Difference To Personal Best Lap, P = Crossed Finish Line in Pit Lane, D = Time Disallowed

P16 1 MZ Alexander MANN — MZ TS 250 - HS Racing

IDEAL LAP TIME : 1:27.203 BEST LAP TIME : 1:27.426 DIFFERENCE : 0.223

LAP	SECTOR 1	SECTOR 2	LAP TIME	MPH	DIFF	TIME OF DAY
1 -	1:02.833	34.157	1:36.990	73.45	9.564	09:24:24.764
2 -	57.326	32.255	1:29.581 (2)	79.53	2.155	09:25:54.345
3 -	56.364	***31.062***	***1:27.426*** (1)	***81.49***		***09:27:21.771***
4 -	57.956	32.087	1:30.043 (3)	79.12	2.617	09:28:51.814
5 -	***56.141***	IN PIT	1:29.926 P	79.22	2.500	09:30:21.740

P17 81 J Austin WILTON — Kawasaki NINJA 400 - MAC

IDEAL LAP TIME : 1:27.474 BEST LAP TIME : 1:27.576 DIFFERENCE : 0.102

LAP	SECTOR 1	SECTOR 2	LAP TIME	MPH	DIFF	TIME OF DAY
1 -	1:01.367	32.598	1:33.965	75.82	6.389	09:24:13.578
2 -	57.572	31.582	1:29.154	79.91	1.578	09:25:42.732
3 -	56.369	31.458	1:27.827 (3)	81.12	0.251	09:27:10.559
4 -	56.332	***31.244***	***1:27.576*** (1)	***81.35***		***09:28:38.135***
5 -	56.647	31.771	1:28.418	80.57	0.842	09:30:06.553
6 -	***56.230***	31.463	1:27.693 (2)	81.24	0.117	09:31:34.246
7 -	56.477	31.413	1:27.890	81.06	0.314	09:33:02.136

P18 53 J Lucas EGGINTON — Kawasaki NINJA 400 -

IDEAL LAP TIME : 1:29.507 BEST LAP TIME : 1:29.507 DIFFERENCE : 0.000

LAP	SECTOR 1	SECTOR 2	LAP TIME	MPH	DIFF	TIME OF DAY
1 -	1:06.842	33.914	1:40.756	70.71	11.249	09:24:50.256
2 -	1:00.520	33.411	1:33.931	75.84	4.424	09:26:24.187
3 -	59.556	33.015	1:32.571	76.96	3.064	09:27:56.758
4 -	59.102	32.414	1:31.516 (3)	77.85	2.009	09:29:28.274
5 -	58.532	32.395	1:30.927 (2)	78.35	1.420	09:30:59.201
6 -	***57.505***	***32.002***	***1:29.507*** (1)	***79.59***		***09:32:28.708***

P19 7 S David KORTEGAS — Kawasaki NINJA 400 -

IDEAL LAP TIME : 1:29.540 BEST LAP TIME : 1:29.540 DIFFERENCE : 0.000

LAP	SECTOR 1	SECTOR 2	LAP TIME	MPH	DIFF	TIME OF DAY
1 -	1:01.234	31.977	1:33.211	76.43	3.671	09:24:13.667
2 -	57.886	31.913	1:29.799 (2)	79.33	0.259	09:25:43.466
3 -	***57.714***	***31.826***	***1:29.540*** (1)	***79.56***		***09:27:13.006***
4 -	58.888	31.885	1:30.773 (3)	78.48	1.233	09:28:43.779
5 -	1:00.023	IN PIT	1:36.013 P	74.20	6.473	09:30:19.792

P20 171 J Danny LEES — Kawasaki NINJA 400 - Capital Group Ltd / Capital Spray Labds

IDEAL LAP TIME : 1:29.731 BEST LAP TIME : 1:29.731 DIFFERENCE : 0.000

LAP	SECTOR 1	SECTOR 2	LAP TIME	MPH	DIFF	TIME OF DAY
1 -	1:03.417	32.788	1:36.205	74.05	6.474	09:24:18.110
2 -	58.933	32.031	1:30.964	78.32	1.233	09:25:49.074
3 -	58.242	32.000	1:30.242 (2)	78.95	0.511	09:27:19.316
4 -	1:01.336	37.165	1:38.501	72.33	8.770	09:28:57.817
5 -	58.417	32.374	1:30.791 (3)	78.47	1.060	09:30:28.608
6 -	***57.846***	***31.885***	***1:29.731*** (1)	***79.40***		***09:31:58.339***
7 -	58.754	33.225	1:31.979	77.45	2.248	09:33:30.318

BMCRC - MRO Championships - Rnd 6 @ Donington Park National

ACU Team Green Junior Cup & Senior Ninjas | BMZRC 250 MZ

QUALIFYING - SECTOR ANALYSIS

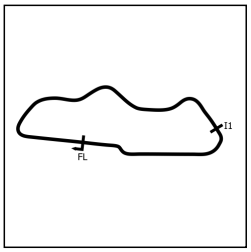

SECTOR 1 = FL to I1, SECTOR 2 = I1 to FL, DIFF = Difference To Personal Best Lap, P = Crossed Finish Line in Pit Lane, D = Time Disallowed

P21 13 MZ Gordon RYAN — MZ 250 - Prism Work Psychology

IDEAL LAP TIME : 1:29.915 BEST LAP TIME : 1:30.451 DIFFERENCE : 0.536

LAP	SECTOR 1	SECTOR 2	LAP TIME	MPH	DIFF	TIME OF DAY
1 -	1:01.808	33.379	1:35.187	74.84	4.736	09:24:20.916
2 -	59.786	32.930	1:32.716	76.84	2.265	09:25:53.632
3 -	58.351	***32.412***	1:30.763	78.49	0.312	09:27:24.395
4 -	57.967	32.656	1:30.623 **(3)**	78.61	0.172	09:28:55.018
5 -	57.831	32.663	1:30.494 **(2)**	78.73	0.043	09:30:25.512
6 -	***57.503***	32.948	***1:30.451*** **(1)**	***78.76***		***09:31:55.963***
7 -	59.102	32.510	1:31.612	77.76	1.161	09:33:27.575

P22 96 MZ Chris KENT — MZ TS 250 -

IDEAL LAP TIME : 1:30.582 BEST LAP TIME : 1:30.705 DIFFERENCE : 0.123

LAP	SECTOR 1	SECTOR 2	LAP TIME	MPH	DIFF	TIME OF DAY
1 -	59.672	32.760	1:32.432	77.07	1.727	09:24:10.824
2 -	58.360	32.645	1:31.005 **(2)**	78.28	0.300	09:25:41.829
3 -	58.212	***32.493***	***1:30.705*** **(1)**	***78.54***		***09:27:12.534***
4 -	58.461	33.334	1:31.795	77.61	1.090	09:28:44.329
5 -	***58.089***	32.932	1:31.021 **(3)**	78.27	0.316	09:30:15.350
6 -	1:00.540	34.247	1:34.787	75.16	4.082	09:31:50.137

P23 89 MZ James McCORMACK — MZ TS 250 -

IDEAL LAP TIME : 1:31.366 BEST LAP TIME : 1:31.491 DIFFERENCE : 0.125

LAP	SECTOR 1	SECTOR 2	LAP TIME	MPH	DIFF	TIME OF DAY
1 -	1:01.097	33.247	1:34.344	75.51	2.853	09:24:13.657
2 -	59.260	33.477	1:32.737	76.82	1.246	09:25:46.394
3 -	59.112	33.040	1:32.152 **(3)**	77.31	0.661	09:27:18.546
4 -	59.864	33.391	1:33.255	76.39	1.764	09:28:51.801
5 -	***58.541***	32.950	***1:31.491*** **(1)**	***77.87***		***09:30:23.292***
6 -	59.188	33.089	1:32.277	77.20	0.786	09:31:55.569
7 -	59.137	***32.825***	1:31.962 **(2)**	77.47	0.471	09:33:27.531

P24 54 S Ben SCOTT — Kawasaki NINJA 400 - GI Landscapes VampTech

IDEAL LAP TIME : 1:31.478 BEST LAP TIME : 1:31.523 DIFFERENCE : 0.045

LAP	SECTOR 1	SECTOR 2	LAP TIME	MPH	DIFF	TIME OF DAY
1 -	1:05.730	34.278	1:40.008	71.24	8.485	09:24:24.238
2 -	1:00.550	33.200	1:33.750	75.99	2.227	09:25:57.988
3 -	1:00.243	33.084	1:33.327	76.34	1.804	09:27:31.315
4 -	1:00.602	33.058	1:33.660	76.06	2.137	09:29:04.975
5 -	***58.858***	32.784	1:31.642 **(2)**	77.74	0.119	09:30:36.617
6 -	59.121	32.930	1:32.051 **(3)**	77.39	0.528	09:32:08.668
7 -	58.903	***32.620***	***1:31.523*** **(1)**	***77.84***		***09:33:40.191***

P25 101 S Augustas GUJIS — Kawasaki NINJA -

IDEAL LAP TIME : 1:31.835 BEST LAP TIME : 1:31.948 DIFFERENCE : 0.113

LAP	SECTOR 1	SECTOR 2	LAP TIME	MPH	DIFF	TIME OF DAY
1 -	1:04.241	34.115	1:38.356	72.43	6.408	09:24:20.481
2 -	1:02.827	33.169	1:35.996	74.21	4.048	09:25:56.477
3 -	1:01.198	32.752	1:33.950	75.83	2.002	09:27:30.427
4 -	1:01.127	33.278	1:34.405	75.46	2.457	09:29:04.832
5 -	1:00.659	32.705	1:33.364 **(3)**	76.31	1.416	09:30:38.196
6 -	***59.337***	32.611	***1:31.948*** **(1)**	***77.48***		***09:32:10.144***
7 -	1:00.056	***32.498***	1:32.554 **(2)**	76.97	0.606	09:33:42.698

Weather / Track : Bright / Dry

Donington Park National: 1.9790 miles
Date: 25/07/2026 Start: 09:22 Finish: 09:32

BMCRC - MRO Championships - Rnd 6 @ Donington Park National

ACU Team Green Junior Cup & Senior Ninjas | BMZRC 250 MZ

QUALIFYING - SECTOR ANALYSIS

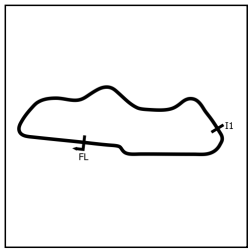

SECTOR 1 = FL to I1, SECTOR 2 = I1 to FL, DIFF = Difference To Personal Best Lap, P = Crossed Finish Line in Pit Lane, D = Time Disallowed

P26 77 S Ryan HAYBYRNE Kawasaki NINJA 400 -

IDEAL LAP TIME : 1:32.124 BEST LAP TIME : 1:32.124 DIFFERENCE : 0.000

LAP	SECTOR 1	SECTOR 2	LAP TIME	MPH	DIFF	TIME OF DAY
1 -	1:04.974	34.194	1:39.168	71.84	7.044	09:24:30.605
2 -	1:02.107	33.274	1:35.381	74.69	3.257	09:26:05.986
3 -	1:00.813	32.899	1:33.712	76.02	1.588	09:27:39.698
4 -	1:00.497	32.497	1:32.994	76.61	0.870	09:29:12.692
5 -	1:00.360	32.378	1:32.738 **(3)**	76.82	0.614	09:30:45.430
6 -	59.989	32.585	1:32.574 **(2)**	76.96	0.450	09:32:18.004
7 -	***59.751***	***32.373***	***1:32.124*** **(1)**	***77.33***		***09:33:50.128***

P27 337 S Lee HORWOOD Kawasaki NINJA 300 - Melman Electrical

IDEAL LAP TIME : 1:33.671 BEST LAP TIME : 1:33.947 DIFFERENCE : 0.276

LAP	SECTOR 1	SECTOR 2	LAP TIME	MPH	DIFF	TIME OF DAY
1 -	1:03.855	34.399	1:38.254	72.51	4.307	09:24:19.019
2 -	1:02.757	33.714	1:36.471	73.85	2.524	09:25:55.490
3 -	1:01.080	33.342	1:34.422 **(2)**	75.45	0.475	09:27:29.912
4 -	1:01.152	33.399	1:34.551 **(3)**	75.35	0.604	09:29:04.463
5 -	1:02.116	33.705	1:35.821	74.35	1.874	09:30:40.284
6 -	***1:00.435***	35.920	1:36.355	73.94	2.408	09:32:16.639
7 -	1:00.711	***33.236***	***1:33.947*** **(1)**	***75.83***		***09:33:50.586***

P28 94 MZ George SALTHOUSE MZ 250 - Illuminate Design

IDEAL LAP TIME : 1:36.017 BEST LAP TIME : 1:36.017 DIFFERENCE : 0.000

LAP	SECTOR 1	SECTOR 2	LAP TIME	MPH	DIFF	TIME OF DAY
1 -	1:05.470	34.722	1:40.192	71.10	4.175	09:24:25.278
2 -	***1:02.127***	***33.890***	***1:36.017*** **(1)**	***74.20***		***09:26:01.295***
3 -	1:02.771	34.772	1:37.543 **(3)**	73.04	1.526	09:27:38.838
4 -	1:02.786	34.084	1:36.870 **(2)**	73.54	0.853	09:29:15.708

P29 176 MZ Oliver BOYETT MZ ETZ 250 - Myself

IDEAL LAP TIME : 1:43.583 BEST LAP TIME : 1:43.583 DIFFERENCE : 0.000

LAP	SECTOR 1	SECTOR 2	LAP TIME	MPH	DIFF	TIME OF DAY
1 -	***1:06.181***	***37.402***	***1:43.583*** **(1)**	***68.78***		***09:24:32.453***

BMCRC - MRO Championships - Rnd 6 @ Donington Park National

ACU Team Green Junior Cup & Senior Ninjas | BMZRC 250 MZ

QUALIFYING - BEST SECTORS

	SECTOR 1		SECTOR 2	
POS	NO	TIME	NO	TIME
1	16	52.572	16	29.098
2	90	52.660	90	29.222
3	112	53.100	99	29.462
4	99	53.306	112	29.589
5	125	53.372	164	29.604
6	164	53.565	25	29.622
7	124	53.589	125	29.630
8	25	53.667	124	29.682
9	113	54.532	611	30.182
10	611	54.624	27	30.432
11	61	55.191	61	30.607
12	42	55.301	113	30.615
13	27	55.467	42	30.658
14	1	56.141	85	30.907
15	81	56.230	1	31.062
16	85	56.381	81	31.244
17	13	57.503	7	31.826
18	53	57.505	171	31.885
19	7	57.714	53	32.002
20	171	57.846	77	32.373
21	96	58.089	13	32.412
22	89	58.541	96	32.493
23	54	58.858	101	32.498
24	101	59.337	54	32.620
25	77	59.751	89	32.825
26	337	1:00.435	337	33.236
27	94	1:02.127	94	33.890
28	176	1:06.181	176	37.402
29				

IDEAL / BEST COMPARISON

				IDEAL	BEST	DIFF
			PERFECT LAP	1:21.670		
1	16	KING		1:21.670	1:21.670	0.000
2	90	BARRELL		1:21.882	1:21.882	0.000
3	112	BRAY		1:22.689	1:22.689	0.000
4	99	ROUND		1:22.768	1:22.768	0.000
5	125	WINGATE		1:23.002	1:23.210	0.208
6	164	COWIE		1:23.169	1:23.169	0.000
7	124	BAKER		1:23.271	1:23.271	0.000
8	25	GLEESON		1:23.289	1:23.289	0.000
9	611	BIRCHALL		1:24.806	1:25.248	0.442
10	113	McCARTHY		1:25.147	1:25.477	0.330
11	61	EVETTS		1:25.798	1:25.798	0.000
12	27	GARROD		1:25.899	1:26.021	0.122
13	42	BAINBOROUGH		1:25.959	1:26.043	0.084
14	1	MANN		1:27.203	1:27.426	0.223
15	85	WALES		1:27.288	1:27.367	0.079
16	81	WILTON		1:27.474	1:27.576	0.102
17	53	EGGINTON		1:29.507	1:29.507	0.000
18	7	KORTEGAS		1:29.540	1:29.540	0.000
19	171	LEES		1:29.731	1:29.731	0.000
20	13	RYAN		1:29.915	1:30.451	0.536
21	96	KENT		1:30.582	1:30.705	0.123
22	89	McCORMACK		1:31.366	1:31.491	0.125
23	54	SCOTT		1:31.478	1:31.523	0.045
24	101	GUJIS		1:31.835	1:31.948	0.113
25	77	HAYBYRNE		1:32.124	1:32.124	0.000
26	337	HORWOOD		1:33.671	1:33.947	0.276
27	94	SALTHOUSE		1:36.017	1:36.017	0.000
28	176	BOYETT		1:43.583	1:43.583	0.000
29	110	HARTLEY			1:23.250	

Weather / Track : Bright / Dry

Donington Park National: 1.9790 miles
Date: 25/07/2026 Start: 09:22 Finish: 09:32

Results can be found at www.tsl-timing.com

Printed - 09:34 Saturday, 25 July 2026

BMCRC - MRO Championships - Rnd 6 @ Donington Park National

ACU Team Green Junior Cup & Senior Ninjas | BMZRC 250 MZ

QUALIFYING - STATISTICS

Competitors Started	29
Planned Start	2026-07-25 @ 09:23:00.000
Actual Start	2026-07-25 @ 09:22:07.691
Finish Time	2026-07-25 @ 09:32:21.139
Track Length	1.9790mi.
Total Laps	190
Total Distance Covered	376.0227mi.

Session Fastest Lap History

NO	CL	NAME	LAP TIME	TIME OF DAY	LAP	VEHICLE
16	J	**Lucas KING**	**1:25.757**	09:23:58.054	1	Kawasaki NINJA 400
90	J	**Harry BARRELL**	**1:22.885**	09:25:20.966	2	Kawasaki NINJA 400
90	J	**Harry BARRELL**	**1:22.875**	09:26:43.841	3	Kawasaki NINJA 400
90	J	**Harry BARRELL**	**1:22.329**	09:28:06.170	4	Kawasaki NINJA 400
90	J	**Harry BARRELL**	**1:21.971**	09:29:28.141	5	Kawasaki NINJA 400
16	J	**Lucas KING**	**1:21.730**	09:29:29.409	5	Kawasaki NINJA 400
16	J	**Lucas KING**	**1:21.670**	09:30:51.079	6	Kawasaki NINJA 400

Flag History

TYPE	TIME OF DAY
GREEN	09:22:07.691
FINISH	09:32:21.139

Flag Statistics

TYPE	COUNT	TOTAL LAPS	TOTAL TIME
Green	1	8	12:04.531
Red	0	0	0.000
Safety Car	0	0	0.000
FCY	0	0	0.000

BMCRC - MRO Championships - Rnd 6 @ Donington Park National

ACU Team Green Junior Cup & Senior Ninjas | BMZRC 250 MZ

QUALIFYING - STATISTICS

CLASS : J

16 Starters

Fastest Lap History

NO	NAME	LAP TIME	TIME OF DAY	LAP	VEHICLE
16	**Lucas KING**	**1:25.757**	09:23:58.054	1	Kawasaki NINJA 400
90	**Harry BARRELL**	**1:22.885**	09:25:20.966	2	Kawasaki NINJA 400
90	**Harry BARRELL**	**1:22.875**	09:26:43.841	3	Kawasaki NINJA 400
90	**Harry BARRELL**	**1:22.329**	09:28:06.170	4	Kawasaki NINJA 400
90	**Harry BARRELL**	**1:21.971**	09:29:28.141	5	Kawasaki NINJA 400
16	**Lucas KING**	**1:21.730**	09:29:29.409	5	Kawasaki NINJA 400
16	**Lucas KING**	**1:21.670**	09:30:51.079	6	Kawasaki NINJA 400

BMCRC - MRO Championships - Rnd 6 @ Donington Park National

ACU Team Green Junior Cup & Senior Ninjas | BMZRC 250 MZ

QUALIFYING - STATISTICS

CLASS : S

6 Starters

Fastest Lap History

NO	NAME	LAP TIME	TIME OF DAY	LAP	VEHICLE
7	**David KORTEGAS**	**1:33.211**	09:24:13.667	1	Kawasaki NINJA 400
112	**Dan BRAY**	**1:30.181**	09:24:14.788	1	Kawasaki NINJA 400
112	**Dan BRAY**	**1:25.133**	09:25:39.921	2	Kawasaki NINJA 400
112	**Dan BRAY**	**1:23.148**	09:27:03.069	3	Kawasaki NINJA 400
112	**Dan BRAY**	**1:22.689**	09:29:49.226	5	Kawasaki NINJA 400

BMCRC - MRO Championships - Rnd 6 @ Donington Park National

ACU Team Green Junior Cup & Senior Ninjas | BMZRC 250 MZ

QUALIFYING - STATISTICS

CLASS : MZ

7 Starters

Fastest Lap History

NO	NAME	LAP TIME	TIME OF DAY	LAP	VEHICLE
96	**Chris KENT**	**1:32.432**	09:24:10.824	1	MZ TS 250
85	**Andrew WALES**	**1:30.257**	09:24:44.420	1	MZ ETZ 250
1	**Alexander MANN**	**1:29.581**	09:25:54.345	2	MZ TS 250
85	**Andrew WALES**	**1:28.022**	09:26:12.442	2	MZ ETZ 250
1	**Alexander MANN**	**1:27.426**	09:27:21.771	3	MZ TS 250
85	**Andrew WALES**	**1:27.367**	09:29:07.310	4	MZ ETZ 250

TEAM GREEN JUNIOR CUP | Kawasaki SENIOR NINJA SERIES | BMZRC 250 MZS

BMCRC - MRO Championships - Rnd 6 @ Donington Park National

ACU Team Green Junior Cup & Senior Ninjas | BMZRC 250 MZ

RACE 2 - GRID (7 Laps)

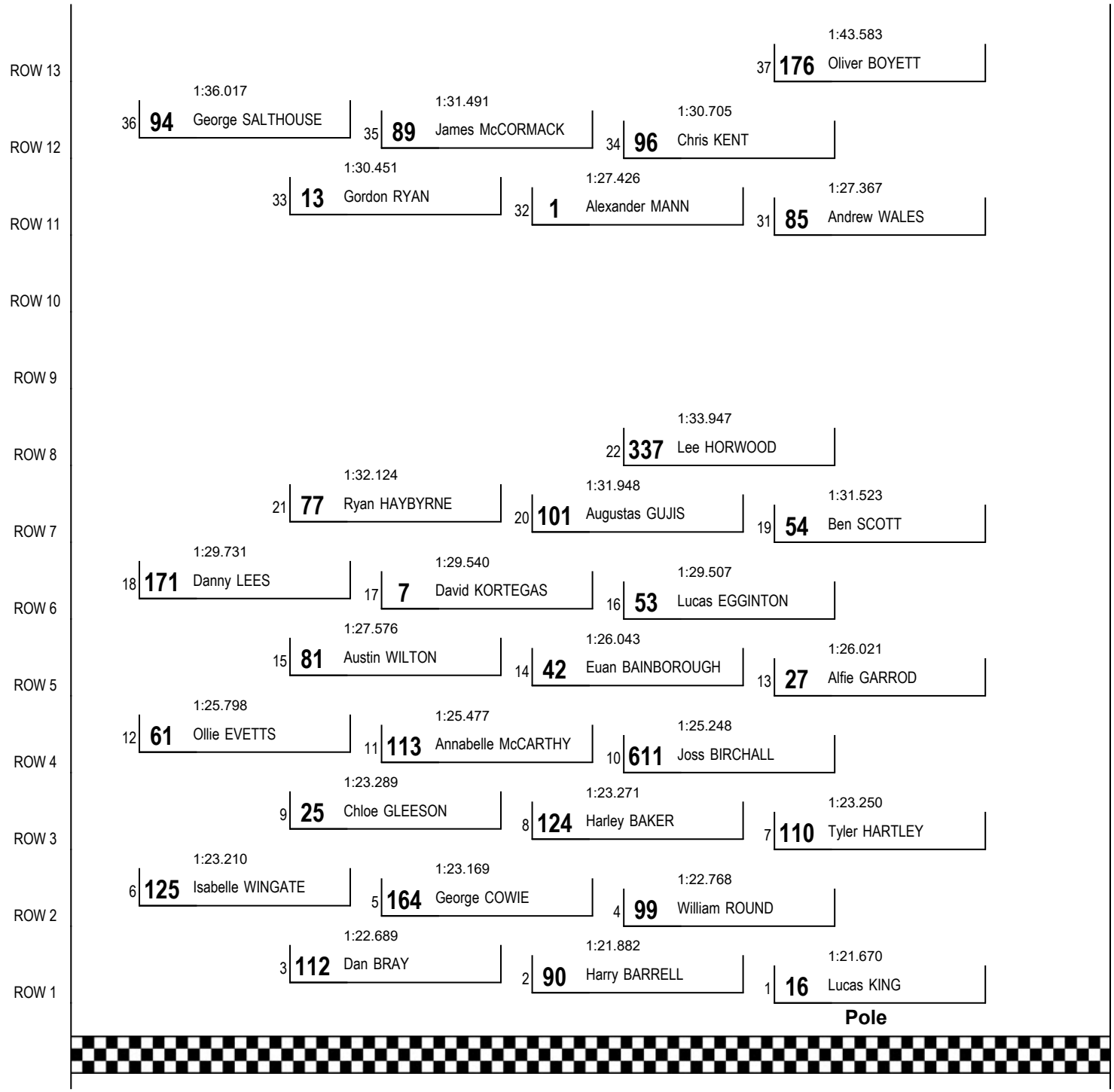

These results are provisional until the conclusion of any judicial and technical matters.

Donington Park National: 1.9790 miles

Clerk Of Course: Caroline Patterson / Andy Brown	Timekeeper: Richard Evans	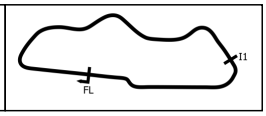

Results can be found at www.tsl-timing.com

Printed - 09:36 Saturday, 25 July 2026

TEAM GREEN JUNIOR CUP | Kawasaki SENIOR NINJA SERIES | BMZRC 250 MZS

BMCRC - MRO Championships - Rnd 6 @ Donington Park National

ACU Team Green Junior Cup & Senior Ninjas | BMZRC 250 MZ

RACE 2 - CLASSIFICATION

Race Distance: 7 Laps / 13.85 miles

POS	NO	CL	PIC	NAME	ENTRY	LAPS	TIME	GAP	DIFF	MPH	BEST	ON	GRD	↑↓
1	16	J	1	Lucas KING	Kawasaki NINJA 400 - NW racing/ cable house	7	9:38.940			85.90	1:22.131	3	1	0
2	90	J	2	Harry BARRELL	Kawasaki NINJA 400 - Cerakote UK	7	9:39.360	0.420	0.420	85.84	1:21.926	6	2	0
3	112	S	1	Dan BRAY	Kawasaki NINJA 400 -	7	9:40.850	1.910	1.490	85.62	1:22.277	2	3	0
4	99	J	3	William ROUND	Kawasaki NINJA - Round Racing	7	9:46.978	8.038	6.128	84.73	1:23.056	4	4	0
5	164	J	4	George COWIE	Kawasaki NINJA 400 - Dad	7	9:47.084	8.144	0.106	84.71	1:22.874	2	5	0
6	110	J	5	Tyler HARTLEY	Kawasaki NINJA 400 - DWRacing	7	9:47.283	8.343	0.199	84.68	1:22.937	4	7	1
7	125	J	6	Isabelle WINGATE	Kawasaki NINJA 400 - NPS, Tripz.uk, PermaGroup, ARN Ra	7	9:49.594	10.654	2.311	84.35	1:22.933	4	6	-1
8	124	J	7	Harley BAKER	Kawasaki NINJA 400 - KGB Property Maintenance Services	7	9:49.896	10.956	0.302	84.31	1:22.808	4	8	0
9	25	J	8	Chloe GLEESON	Kawasaki NINJA 400 - DriveLife / Sussex Independent Finan	7	9:50.317	11.377	0.421	84.25	1:22.943	3	9	0
10	113	J	9	Annabelle McCARTHY	Kawasaki NINJA 400 -	7	9:56.581	17.641	6.264	83.36	1:24.063	3	11	1
11	27	J	10	Alfie GARROD	Kawasaki NINJA 400 - ATP Motorsport	7	10:04.685	25.745	8.104	82.25	1:25.182	2	13	2
12	61	J	11	Ollie EVETTS	Kawasaki NINJA 400 - C E Vehicle Repairs Ltd	7	10:04.764	25.824	0.079	82.24	1:25.028	4	12	0
13	611	J	12	Joss BIRCHALL	Kawasaki NINJA 400 -	7	10:04.980	26.040	0.216	82.21	1:25.306	2	10	-3
14	42	J	13	Euan BAINBOROUGH	Kawasaki NINJA 300 -	7	10:11.435	32.495	6.455	81.34	1:26.292	4	14	0
15	81	J	14	Austin WILTON	Kawasaki NINJA 400 - MAC	7	10:22.351	43.411	10.916	79.91	1:27.607	6	15	0
16	171	J	15	Danny LEES	Kawasaki NINJA 400 - Capital Group Ltd / Capital Spray Lab	7	10:24.510	45.570	2.159	79.63	1:27.176	6	18	2
17	7	S	2	David KORTEGAS	Kawasaki NINJA 400 -	7	10:32.173	53.233	7.663	78.67	1:28.912	2	17	0
18	54	S	3	Ben SCOTT	Kawasaki NINJA 400 - GI Landscapes VampTech	7	10:32.839	53.899	0.666	78.59	1:28.620	6	19	1
19	53	J	16	Lucas EGGINTON	Kawasaki NINJA 400 -	7	10:41.649	1:02.709	8.810	77.51	1:29.364	2	16	-3
20	85	MZ	1	Andrew WALES	MZ ETZ 250 - Show Control International	7	10:47.227	1:08.287	5.578	76.84	1:27.539	7	23	3
21	1	MZ	2	Alexander MANN	MZ TS 250 - HS Racing	7	10:47.390	1:08.450	0.163	76.82	1:26.962	7	24	3
22	77	S	4	Ryan HAYBYRNE	Kawasaki NINJA 400 -	7	10:59.481	1:20.541	12.091	75.41	1:32.903	6	21	-1
23	337	S	5	Lee HORWOOD	Kawasaki NINJA 300 - Melman Electrical	7	11:00.043	1:21.103	0.562	75.35	1:32.065	7	22	-1
24	96	MZ	3	Chris KENT	MZ TS 250 -	7	11:08.949	1:30.009	8.906	74.34	1:30.353	7	26	2
25	89	MZ	4	James McCORMACK	MZ TS 250 -	7	11:09.667	1:30.727	0.718	74.26	1:30.201	5	27	2
26	13	MZ	5	Gordon RYAN	MZ 250 - Prism Work Psychology	7	11:09.923	1:30.983	0.256	74.24	1:30.780	4	25	-1
27	94	MZ	6	George SALTHOUSE	MZ 250 - Illuminate Design	6	10:28.505	1 Lap	1 Lap	67.79	1:36.973	4	28	1
					NOT CLASSIFIED									
DNF	176	MZ		Oliver BOYETT	MZ ETZ 250 - Myself	4	7:03.693	3 Laps	2 Laps	66.94	1:37.668	2	29	
					NOT STARTED									
NS	101	S		Augustas GUJIS	Kawasaki NINJA -								20	

FASTEST LAP

90	J	Harry BARRELL	Kawasaki NINJA 400 - Cerakote UK	6	1:21.926	86.96 mph	139.95 kph
112	S	Dan BRAY	Kawasaki NINJA 400 -	2	1:22.277	86.59 mph	139.35 kph
1	MZ	Alexander MANN	MZ TS 250 - HS Racing	7	1:26.962	81.92 mph	131.85 kph

Class J - 92.5% of Race Speed = 79.45 mph
Class S - 92.5% of Race Speed = 79.19 mph
Class MZ - 92.5% of Race Speed = 71.07 mph

Weather / Track : Bright / Dry
These results are provisional until the conclusion of any judicial and technical matters.

Date: 25/07/2026 Start: 12:20 Finish: 12:29
Donington Park National: 1.9790 miles

Clerk Of Course: Caroline Patterson / Andy Brown	Timekeeper: Richard Evans	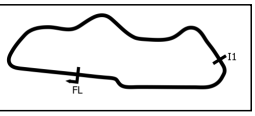

Results can be found at www.tsl-timing.com

Printed - 12:31 Saturday, 25 July 2026

BMCRC - MRO Championships - Rnd 6 @ Donington Park National

ACU Team Green Junior Cup & Senior Ninjas | BMZRC 250 MZ

RACE 2 - LAP CHART

LAP 1 @ 12:21:41.160

NO	BEHIND	LAP TIME
16		1:25.699
90	0.641	1:26.340
112	0.649	1:26.348
99	1.467	1:27.166
110	1.762	1:27.461
164	2.071	1:27.770
125	2.555	1:28.254
124	3.066	1:28.765
25	3.315	1:29.014
27	4.591	1:30.290
611	4.598	1:30.297
113	4.907	1:30.606
61	5.684	1:31.383
42	6.063	1:31.762
81	8.908	1:34.607
171	10.059	1:35.758
53	10.254	1:35.953
54	11.073	1:36.772
7	11.174	1:36.873
77	13.545	1:39.244
337	14.037	1:39.736
85	34.015	1:59.714
1	34.030	1:59.729
96	34.930	2:00.629
13	34.942	2:00.641
89	36.259	2:01.958
176	42.598	2:08.297
94	55.049	2:20.748

LAP 2 @ 12:23:03.550

NO	BEHIND	LAP TIME
16		1:22.390
112	0.536	1:22.277
90	0.657	1:22.406
99	2.269	1:23.192
164	2.555	1:22.874
110	2.806	1:23.434
125	3.387	1:23.222
124	3.935	1:23.259
25	4.255	1:23.330
113	6.718	1:24.201
27	7.383	1:25.182
611	7.514	1:25.306
61	8.557	1:25.263
42	10.188	1:26.515
81	14.789	1:28.271
171	16.961	1:29.292
53	17.228	1:29.364
7	17.696	1:28.912
54	18.894	1:30.211
77	24.334	1:33.179
337	26.839	1:35.192
85	40.014	1:28.389
1	40.129	1:28.489
13	43.499	1:30.947
96	43.500	1:30.960
89	45.737	1:31.868
176	57.876	1:37.668
94	1:10.713	1:38.054

LAP 3 @ 12:24:25.681

NO	BEHIND	LAP TIME
16		1:22.131
112	0.866	1:22.461
90	0.890	1:22.364
164	3.546	1:23.122
99	3.580	1:23.442
110	3.790	1:23.115
125	4.504	1:23.248
124	4.845	1:23.041
25	5.067	1:22.943
113	8.650	1:24.063
27	10.466	1:25.214
611	11.054	1:25.671
61	11.466	1:25.040
42	14.556	1:26.499
81	20.433	1:27.775
171	23.604	1:28.774
53	24.967	1:29.870
7	25.023	1:29.458
54	26.373	1:29.610
77	35.829	1:33.626
337	38.646	1:33.938
85	45.880	1:27.997
1	46.206	1:28.208
96	52.322	1:30.953
13	52.833	1:31.465
89	54.318	1:30.712
176	1:14.428	1:38.683

LAP 4 @ 12:25:47.889

NO	BEHIND	LAP TIME
16		1:22.208
90	0.813	1:22.131
112	1.183	1:22.525
94	1 Lap	1:37.300
164	4.366	1:23.028
99	4.428	1:23.056
110	4.519	1:22.937
125	5.229	1:22.933
124	5.445	1:22.808
25	5.932	1:23.073
113	10.564	1:24.122
27	14.109	1:25.851
611	14.249	1:25.403
61	14.286	1:25.028
42	18.640	1:26.292
81	25.846	1:27.621
171	29.600	1:28.204
7	31.789	1:28.974
54	33.571	1:29.406
53	33.998	1:31.239
77	47.241	1:33.620
337	49.576	1:33.138
85	51.673	1:28.001
1	51.745	1:27.747
13	1:01.405	1:30.780
96	1:01.431	1:31.317
89	1:02.924	1:30.814

LAP 5 @ 12:27:10.090

NO	BEHIND	LAP TIME
16		1:22.201
90	0.650	1:22.038
112	1.273	1:22.291
99	5.383	1:23.156
164	5.721	1:23.556
110	6.047	1:23.729
125	7.480	1:24.452
124	8.001	1:24.757
25	8.071	1:24.340
176	1 Lap	1:39.045
113	12.632	1:24.269
27	18.043	1:26.135
61	18.305	1:26.220
94	1 Lap	1:36.973
611	18.512	1:26.464
42	22.983	1:26.544
81	31.401	1:27.756
171	35.225	1:27.826
7	38.793	1:29.205
54	40.361	1:28.991
53	42.076	1:30.279
85	57.513	1:28.041
1	57.753	1:28.209
77	58.282	1:33.242
337	1:00.268	1:32.893
13	1:10.806	1:31.602
89	1:10.924	1:30.201
96	1:11.008	1:31.778

LAP 6 @ 12:28:32.256

NO	BEHIND	LAP TIME
16		1:22.166
90	0.410	1:21.926
112	1.466	1:22.359
99	6.342	1:23.125
164	6.483	1:22.928
110	6.867	1:22.986
125	8.716	1:23.402
124	9.636	1:23.801
25	9.676	1:23.771
113	14.805	1:24.339
61	22.229	1:26.090
27	22.290	1:26.413
611	22.419	1:26.073
42	27.472	1:26.655
94	1 Lap	1:37.876
81	36.842	1:27.607
171	40.235	1:27.176
7	46.161	1:29.534
54	46.815	1:28.620
53	52.049	1:32.139
85	1:02.893	1:27.546
1	1:03.633	1:28.046
77	1:09.019	1:32.903
337	1:11.183	1:33.081
89	1:21.002	1:32.244
13	1:21.754	1:33.114
96	1:21.801	1:32.959

LAP 7 @ 12:29:54.401

NO	BEHIND	LAP TIME
16		1:22.145
90	0.420	1:22.155
112	1.910	1:22.589
99	8.038	1:23.841
164	8.144	1:23.806
110	8.343	1:23.621
125	10.654	1:24.083
124	10.956	1:23.465
25	11.377	1:23.846
113	17.641	1:24.981
27	25.745	1:25.600
61	25.824	1:25.740
611	26.040	1:25.766
42	32.495	1:27.168
81	43.411	1:28.714
171	45.570	1:27.480
94	1 Lap	1:37.554
7	53.233	1:29.217
54	53.899	1:29.229
53	1:02.709	1:32.805
85	1:08.287	1:27.539
1	1:08.450	1:26.962
77	1:20.541	1:33.667
337	1:21.103	1:32.065
96	1:30.009	1:30.353
89	1:30.727	1:31.870
13	1:30.983	1:31.374

Weather / Track : Bright / Dry

Donington Park National: 1.9790 miles
Date: 25/07/2026 Start: 12:20 Finish: 12:29

Results can be found at www.tsl-timing.com

Printed - 12:32 Saturday, 25 July 2026

BMCRC - MRO Championships - Rnd 6 @ Donington Park National

ACU Team Green Junior Cup & Senior Ninjas | BMZRC 250 MZ

RACE 2 - POSITION CHART

No	Name	Lap Pos	1	2	3	4	5	6	7
16	KING	1	16	16	16	16	16	16	16
90	BARRELL	2	90	112	112	90	90	90	90
112	BRAY	3	112	90	90	112	112	112	112
99	ROUND	4	99	99	164	164	99	99	99
164	COWIE	5	110	164	99	99	164	164	164
125	WINGATE	6	164	110	110	110	110	110	110
110	HARTLEY	7	125	125	125	125	125	125	125
124	BAKER	8	124	124	124	124	124	124	124
25	GLEESON	9	25	25	25	25	25	25	25
611	BIRCHALL	10	27	113	113	113	113	113	113
113	McCARTHY	11	611	27	27	27	27	61	27
61	EVETTS	12	113	611	611	611	61	27	61
27	GARROD	13	61	61	61	61	611	611	611
42	BAINBOROUGH	14	42	42	42	42	42	42	42
81	WILTON	15	81	81	81	81	81	81	81
53	EGGINTON	16	171	171	171	171	171	171	171
7	KORTEGAS	17	53	53	53	7	7	7	7
171	LEES	18	54	7	7	54	54	54	54
54	SCOTT	19	7	54	54	53	53	53	53
101	GUJIS	20	77	77	77	77	85	85	85
77	HAYBYRNE	21	337	337	337	337	1	1	1
337	HORWOOD	22	85	85	85	85	77	77	77
85	WALES	23	1	1	1	1	337	337	337
1	MANN	24	96	13	96	13	13	89	96
13	RYAN	25	13	96	13	96	89	13	89
96	KENT	26	89	89	89	89	96	96	13
89	McCORMACK	27	176	176	176	176	94	94	
94	SALTHOUSE	28	94	94	94	94			
176	BOYETT	29							

Weather / Track : Bright / Dry

Donington Park National: 1.9790 miles
Date: 25/07/2026 Start: 12:20 Finish: 12:29

Results can be found at www.tsl-timing.com

Printed - 12:32 Saturday, 25 July 2026

BMCRC - MRO Championships - Rnd 6 @ Donington Park National

ACU Team Green Junior Cup & Senior Ninjas | BMZRC 250 MZ

RACE 2 - BEST SECTORS

	SECTOR 1		SECTOR 2	
POS	NO	TIME	NO	TIME
1	**90**	**52.355**	**90**	**29.289**
2	**112**	**52.584**	**16**	**29.327**
3	**16**	**52.751**	**110**	**29.424**
4	**99**	**53.184**	**112**	**29.477**
5	**164**	**53.212**	**99**	**29.479**
6	**124**	**53.221**	**164**	**29.518**
7	**125**	**53.235**	**124**	**29.587**
8	**25**	**53.334**	**25**	**29.602**
9	**110**	**53.424**	**125**	**29.652**
10	**113**	**53.806**	**611**	**30.088**
11	**61**	**54.496**	**113**	**30.115**
12	**611**	**54.578**	**27**	**30.269**
13	**27**	**54.781**	**61**	**30.512**
14	**42**	**55.379**	**42**	**30.808**
15	**85**	**56.023**	**1**	**30.918**
16	**1**	**56.044**	**171**	**31.124**
17	**171**	**56.052**	**85**	**31.364**
18	**81**	**56.067**	**81**	**31.416**
19	**54**	**56.891**	**7**	**31.458**
20	**7**	**57.079**	**54**	**31.470**
21	**53**	**57.509**	**53**	**31.618**
22	**89**	**57.791**	**96**	**32.275**
23	**13**	**58.007**	**337**	**32.363**
24	**96**	**58.045**	**89**	**32.410**
25	**337**	**59.702**	**13**	**32.533**
26	**77**	**59.881**	**77**	**33.022**
27	**176**	**1:01.916**	**94**	**34.477**
28	**94**	**1:02.496**	**176**	**35.752**

IDEAL / BEST COMPARISON

POS	NO	NAME	IDEAL	BEST	DIFF
		PERFECT LAP	**1:21.644**		
1	**90**	BARRELL	1:21.644	1:21.926	**0.282**
2	**112**	BRAY	1:22.061	1:22.277	**0.216**
3	**16**	KING	1:22.078	1:22.131	**0.053**
4	**99**	ROUND	1:22.663	1:23.056	**0.393**
5	**164**	COWIE	1:22.730	1:22.874	**0.144**
6	**124**	BAKER	1:22.808	1:22.808	**0.000**
7	**110**	HARTLEY	1:22.848	1:22.937	**0.089**
8	**125**	WINGATE	1:22.887	1:22.933	**0.046**
9	**25**	GLEESON	1:22.936	1:22.943	**0.007**
10	**113**	McCARTHY	1:23.921	1:24.063	**0.142**
11	**611**	BIRCHALL	1:24.666	1:25.306	**0.640**
12	**61**	EVETTS	1:25.008	1:25.028	**0.020**
13	**27**	GARROD	1:25.050	1:25.182	**0.132**
14	**42**	BAINBOROUGH	1:26.187	1:26.292	**0.105**
15	**1**	MANN	1:26.962	1:26.962	**0.000**
16	**171**	LEES	1:27.176	1:27.176	**0.000**
17	**85**	WALES	1:27.387	1:27.539	**0.152**
18	**81**	WILTON	1:27.483	1:27.607	**0.124**
19	**54**	SCOTT	1:28.361	1:28.620	**0.259**
20	**7**	KORTEGAS	1:28.537	1:28.912	**0.375**
21	**53**	EGGINTON	1:29.127	1:29.364	**0.237**
22	**89**	McCORMACK	1:30.201	1:30.201	**0.000**
23	**96**	KENT	1:30.320	1:30.353	**0.033**
24	**13**	RYAN	1:30.540	1:30.780	**0.240**
25	**337**	HORWOOD	1:32.065	1:32.065	**0.000**
26	**77**	HAYBYRNE	1:32.903	1:32.903	**0.000**
27	**94**	SALTHOUSE	1:36.973	1:36.973	**0.000**
28	**176**	BOYETT	1:37.668	1:37.668	**0.000**

Weather / Track : Bright / Dry

Donington Park National: 1.9790 miles
Date: 25/07/2026 Start: 12:20 Finish: 12:29

Results can be found at www.tsl-timing.com

Printed - 12:32 Saturday, 25 July 2026

BMCRC - MRO Championships - Rnd 6 @ Donington Park National

ACU Team Green Junior Cup & Senior Ninjas | BMZRC 250 MZ

RACE 2 - SECTOR ANALYSIS

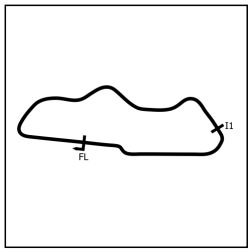

SECTOR 1 = FL to I1, SECTOR 2 = I1 to FL, DIFF = Difference To Personal Best Lap, P = Crossed Finish Line in Pit Lane, D = Time Disallowed

P1 16 J Lucas KING — Kawasaki NINJA 400 - NW racing/ cable house

IDEAL LAP TIME : 1:22.078 BEST LAP TIME : 1:22.131 DIFFERENCE : 0.053

LAP	SECTOR 1	SECTOR 2	LAP TIME		MPH	DIFF	TIME OF DAY
1 -		29.646	1:25.699		83.13	3.568	12:21:41.160
2 -	52.954	29.436	1:22.390		86.47	0.259	12:23:03.550
3 -	52.759	29.372	***1:22.131***	**(1)**	***86.74***		***12:24:25.681***
4 -	***52.751***	29.457	1:22.208		86.66	0.077	12:25:47.889
5 -	52.873	29.328	1:22.201		86.67	0.070	12:27:10.090
6 -	52.839	***29.327***	1:22.166	**(3)**	86.71	0.035	12:28:32.256
7 -	52.760	29.385	1:22.145	**(2)**	86.73	0.014	12:29:54.401

P2 90 J Harry BARRELL — Kawasaki NINJA 400 - Cerakote UK

IDEAL LAP TIME : 1:21.644 BEST LAP TIME : 1:21.926 DIFFERENCE : 0.282

LAP	SECTOR 1	SECTOR 2	LAP TIME		MPH	DIFF	TIME OF DAY
1 -		29.646	1:26.340		82.51	4.414	12:21:41.801
2 -	52.997	29.409	1:22.406		86.45	0.480	12:23:04.207
3 -	52.687	29.677	1:22.364		86.50	0.438	12:24:26.571
4 -	52.842	***29.289***	1:22.131	**(3)**	86.74	0.205	12:25:48.702
5 -	52.676	29.362	1:22.038	**(2)**	86.84	0.112	12:27:10.740
6 -	***52.355***	29.571	***1:21.926***	**(1)**	***86.96***		***12:28:32.666***
7 -	52.575	29.580	1:22.155		86.72	0.229	12:29:54.821

P3 112 S Dan BRAY — Kawasaki NINJA 400 -

IDEAL LAP TIME : 1:22.061 BEST LAP TIME : 1:22.277 DIFFERENCE : 0.216

LAP	SECTOR 1	SECTOR 2	LAP TIME		MPH	DIFF	TIME OF DAY
1 -		29.795	1:26.348		82.50	4.071	12:21:41.809
2 -	52.680	29.597	***1:22.277***	**(1)**	***86.59***		***12:23:04.086***
3 -	52.984	***29.477***	1:22.461		86.40	0.184	12:24:26.547
4 -	53.039	29.486	1:22.525		86.33	0.248	12:25:49.072
5 -	52.680	29.611	1:22.291	**(2)**	86.57	0.014	12:27:11.363
6 -	***52.584***	29.775	1:22.359	**(3)**	86.50	0.082	12:28:33.722
7 -	52.643	29.946	1:22.589		86.26	0.312	12:29:56.311

P4 99 J William ROUND — Kawasaki NINJA - Round Racing

IDEAL LAP TIME : 1:22.663 BEST LAP TIME : 1:23.056 DIFFERENCE : 0.393

LAP	SECTOR 1	SECTOR 2	LAP TIME		MPH	DIFF	TIME OF DAY
1 -		29.826	1:27.166		81.73	4.110	12:21:42.627
2 -	53.447	29.745	1:23.192		85.64	0.136	12:23:05.819
3 -	53.480	29.962	1:23.442		85.38	0.386	12:24:29.261
4 -	***53.184***	29.872	***1:23.056***	**(1)**	***85.78***		***12:25:52.317***
5 -	53.677	***29.479***	1:23.156	**(3)**	85.67	0.100	12:27:15.473
6 -	53.381	29.744	1:23.125	**(2)**	85.70	0.069	12:28:38.598
7 -	53.854	29.987	1:23.841		84.97	0.785	12:30:02.439

P5 164 J George COWIE — Kawasaki NINJA 400 - Dad

IDEAL LAP TIME : 1:22.730 BEST LAP TIME : 1:22.874 DIFFERENCE : 0.144

LAP	SECTOR 1	SECTOR 2	LAP TIME		MPH	DIFF	TIME OF DAY
1 -		29.894	1:27.770		81.17	4.896	12:21:43.231
2 -	***53.212***	29.662	***1:22.874***	**(1)**	***85.96***		***12:23:06.105***
3 -	53.441	29.681	1:23.122		85.71	0.248	12:24:29.227
4 -	53.489	29.539	1:23.028	**(3)**	85.81	0.154	12:25:52.255
5 -	53.544	30.012	1:23.556		85.26	0.682	12:27:15.811
6 -	53.410	***29.518***	1:22.928	**(2)**	85.91	0.054	12:28:38.739
7 -	53.455	30.351	1:23.806		85.01	0.932	12:30:02.545

BMCRC - MRO Championships - Rnd 6 @ Donington Park National

ACU Team Green Junior Cup & Senior Ninjas | BMZRC 250 MZ

RACE 2 - SECTOR ANALYSIS

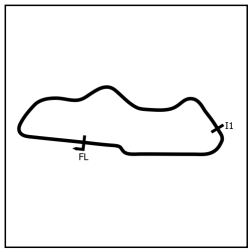

SECTOR 1 = FL to I1, SECTOR 2 = I1 to FL, DIFF = Difference To Personal Best Lap, P = Crossed Finish Line in Pit Lane, D = Time Disallowed

P6 110 J Tyler HARTLEY — Kawasaki NINJA 400 - DWRacing

IDEAL LAP TIME : 1:22.848 BEST LAP TIME : 1:22.937 DIFFERENCE : 0.089

LAP	SECTOR 1	SECTOR 2	LAP TIME		MPH	DIFF	TIME OF DAY
1 -		29.922	1:27.461		81.45	4.524	12:21:42.922
2 -	53.774	29.660	1:23.434		85.39	0.497	12:23:06.356
3 -	***53.424***	29.691	1:23.115	**(3)**	85.72	0.178	12:24:29.471
4 -	53.513	***29.424***	***1:22.937***	**(1)**	***85.90***		***12:25:52.408***
5 -	53.809	29.920	1:23.729		85.09	0.792	12:27:16.137
6 -	53.537	29.449	1:22.986	**(2)**	85.85	0.049	12:28:39.123
7 -	53.535	30.086	1:23.621		85.20	0.684	12:30:02.744

P7 125 J Isabelle WINGATE — Kawasaki NINJA 400 - NPS, Tripz.uk, PermaGroup, ARN Race

IDEAL LAP TIME : 1:22.887 BEST LAP TIME : 1:22.933 DIFFERENCE : 0.046

LAP	SECTOR 1	SECTOR 2	LAP TIME		MPH	DIFF	TIME OF DAY
1 -		29.999	1:28.254		80.72	5.321	12:21:43.715
2 -	53.570	***29.652***	1:23.222	**(2)**	85.61	0.289	12:23:06.937
3 -	53.422	29.826	1:23.248	**(3)**	85.58	0.315	12:24:30.185
4 -	***53.235***	29.698	***1:22.933***	**(1)**	***85.90***		***12:25:53.118***
5 -	53.705	30.747	1:24.452		84.36	1.519	12:27:17.570
6 -	53.476	29.926	1:23.402		85.42	0.469	12:28:40.972
7 -	53.978	30.105	1:24.083		84.73	1.150	12:30:05.055

P8 124 J Harley BAKER — Kawasaki NINJA 400 - KGB Property Maintenance Services Ltd

IDEAL LAP TIME : 1:22.808 BEST LAP TIME : 1:22.808 DIFFERENCE : 0.000

LAP	SECTOR 1	SECTOR 2	LAP TIME		MPH	DIFF	TIME OF DAY
1 -		30.247	1:28.765		80.26	5.957	12:21:44.226
2 -	53.481	29.778	1:23.259	**(3)**	85.57	0.451	12:23:07.485
3 -	53.451	29.590	1:23.041	**(2)**	85.79	0.233	12:24:30.526
4 -	***53.221***	***29.587***	***1:22.808***	**(1)**	***86.03***		***12:25:53.334***
5 -	54.073	30.684	1:24.757		84.05	1.949	12:27:18.091
6 -	53.948	29.853	1:23.801		85.01	0.993	12:28:41.892
7 -	53.530	29.935	1:23.465		85.36	0.657	12:30:05.357

P9 25 J Chloe GLEESON — Kawasaki NINJA 400 - DriveLife / Sussex Independent Financial

IDEAL LAP TIME : 1:22.936 BEST LAP TIME : 1:22.943 DIFFERENCE : 0.007

LAP	SECTOR 1	SECTOR 2	LAP TIME		MPH	DIFF	TIME OF DAY
1 -		30.220	1:29.014		80.03	6.071	12:21:44.475
2 -	53.511	29.819	1:23.330	**(3)**	85.49	0.387	12:23:07.805
3 -	53.341	***29.602***	***1:22.943***	**(1)**	***85.89***		***12:24:30.748***
4 -	***53.334***	29.739	1:23.073	**(2)**	85.76	0.130	12:25:53.821
5 -	54.208	30.132	1:24.340		84.47	1.397	12:27:18.161
6 -	53.729	30.042	1:23.771		85.04	0.828	12:28:41.932
7 -	53.956	29.890	1:23.846		84.97	0.903	12:30:05.778

P10 113 J Annabelle McCARTHY — Kawasaki NINJA 400 -

IDEAL LAP TIME : 1:23.921 BEST LAP TIME : 1:24.063 DIFFERENCE : 0.142

LAP	SECTOR 1	SECTOR 2	LAP TIME		MPH	DIFF	TIME OF DAY
1 -		30.583	1:30.606		78.63	6.543	12:21:46.067
2 -	53.967	30.234	1:24.201	**(3)**	84.61	0.138	12:23:10.268
3 -	***53.806***	30.257	***1:24.063***	**(1)**	***84.75***		***12:24:34.331***
4 -	54.007	***30.115***	1:24.122	**(2)**	84.69	0.059	12:25:58.453
5 -	54.082	30.187	1:24.269		84.54	0.206	12:27:22.722
6 -	54.088	30.251	1:24.339		84.47	0.276	12:28:47.061
7 -	54.259	30.722	1:24.981		83.83	0.918	12:30:12.042

BMCRC - MRO Championships - Rnd 6 @ Donington Park National

ACU Team Green Junior Cup & Senior Ninjas | BMZRC 250 MZ

RACE 2 - SECTOR ANALYSIS

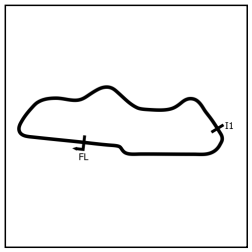

SECTOR 1 = FL to I1, SECTOR 2 = I1 to FL, DIFF = Difference To Personal Best Lap, P = Crossed Finish Line in Pit Lane, D = Time Disallowed

P11 27 J Alfie GARROD

Kawasaki NINJA 400 - ATP Motorsport

IDEAL LAP TIME : 1:25.050 BEST LAP TIME : 1:25.182 DIFFERENCE : 0.132

LAP	SECTOR 1	SECTOR 2	LAP TIME		MPH	DIFF	TIME OF DAY
1 -		30.497	1:30.290		78.90	5.108	12:21:45.751
2 -	54.913	***30.269***	***1:25.182***	**(1)**	***83.64***		***12:23:10.933***
3 -	54.867	30.347	1:25.214	**(2)**	83.60	0.032	12:24:36.147
4 -	54.895	30.956	1:25.851		82.98	0.669	12:26:01.998
5 -	55.348	30.787	1:26.135		82.71	0.953	12:27:28.133
6 -	55.673	30.740	1:26.413		82.44	1.231	12:28:54.546
7 -	***54.781***	30.819	1:25.600	**(3)**	83.23	0.418	12:30:20.146

P12 61 J Ollie EVETTS

Kawasaki NINJA 400 - C E Vehicle Repairs Ltd

IDEAL LAP TIME : 1:25.008 BEST LAP TIME : 1:25.028 DIFFERENCE : 0.020

LAP	SECTOR 1	SECTOR 2	LAP TIME		MPH	DIFF	TIME OF DAY
1 -		31.387	1:31.383		77.96	6.355	12:21:46.844
2 -	54.713	30.550	1:25.263	**(3)**	83.56	0.235	12:23:12.107
3 -	54.528	***30.512***	1:25.040	**(2)**	83.77	0.012	12:24:37.147
4 -	***54.496***	30.532	***1:25.028***	**(1)**	***83.79***		***12:26:02.175***
5 -	55.477	30.743	1:26.220		82.63	1.192	12:27:28.395
6 -	55.255	30.835	1:26.090		82.75	1.062	12:28:54.485
7 -	55.108	30.632	1:25.740		83.09	0.712	12:30:20.225

P13 611 J Joss BIRCHALL

Kawasaki NINJA 400 -

IDEAL LAP TIME : 1:24.666 BEST LAP TIME : 1:25.306 DIFFERENCE : 0.640

LAP	SECTOR 1	SECTOR 2	LAP TIME		MPH	DIFF	TIME OF DAY
1 -		30.641	1:30.297		78.90	4.991	12:21:45.758
2 -	55.218	***30.088***	***1:25.306***	**(1)**	***83.51***		***12:23:11.064***
3 -	55.230	30.441	1:25.671	**(3)**	83.16	0.365	12:24:36.735
4 -	***54.578***	30.825	1:25.403	**(2)**	83.42	0.097	12:26:02.138
5 -	55.765	30.699	1:26.464		82.40	1.158	12:27:28.602
6 -	55.439	30.634	1:26.073		82.77	0.767	12:28:54.675
7 -	55.253	30.513	1:25.766		83.07	0.460	12:30:20.441

P14 42 J Euan BAINBOROUGH

Kawasaki NINJA 300 -

IDEAL LAP TIME : 1:26.187 BEST LAP TIME : 1:26.292 DIFFERENCE : 0.105

LAP	SECTOR 1	SECTOR 2	LAP TIME		MPH	DIFF	TIME OF DAY
1 -		31.264	1:31.762		77.64	5.470	12:21:47.223
2 -	55.471	31.044	1:26.515	**(3)**	82.35	0.223	12:23:13.738
3 -	55.562	30.937	1:26.499	**(2)**	82.36	0.207	12:24:40.237
4 -	55.484	***30.808***	***1:26.292***	**(1)**	***82.56***		***12:26:06.529***
5 -	55.541	31.003	1:26.544		82.32	0.252	12:27:33.073
6 -	***55.379***	31.276	1:26.655		82.21	0.363	12:28:59.728
7 -	55.823	31.345	1:27.168		81.73	0.876	12:30:26.896

P15 81 J Austin WILTON

Kawasaki NINJA 400 - MAC

IDEAL LAP TIME : 1:27.483 BEST LAP TIME : 1:27.607 DIFFERENCE : 0.124

LAP	SECTOR 1	SECTOR 2	LAP TIME		MPH	DIFF	TIME OF DAY
1 -		31.639	1:34.607		75.30	7.000	12:21:50.068
2 -	56.795	31.476	1:28.271		80.71	0.664	12:23:18.339
3 -	56.359	***31.416***	1:27.775		81.16	0.168	12:24:46.114
4 -	56.164	31.457	1:27.621	**(2)**	81.31	0.014	12:26:13.735
5 -	56.138	31.618	1:27.756	**(3)**	81.18	0.149	12:27:41.491
6 -	***56.067***	31.540	***1:27.607***	**(1)**	***81.32***		***12:29:09.098***
7 -	57.293	31.421	1:28.714		80.31	1.107	12:30:37.812

Weather / Track : Bright / Dry

Donington Park National: 1.9790 miles
Date: 25/07/2026 Start: 12:20 Finish: 12:29

BMCRC - MRO Championships - Rnd 6 @ Donington Park National

ACU Team Green Junior Cup & Senior Ninjas | BMZRC 250 MZ

RACE 2 - SECTOR ANALYSIS

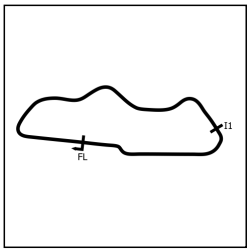

SECTOR 1 = FL to I1, SECTOR 2 = I1 to FL, DIFF = Difference To Personal Best Lap, P = Crossed Finish Line in Pit Lane, D = Time Disallowed

P16 171 J Danny LEES

Kawasaki NINJA 400 - Capital Group Ltd / Capital Spray Labds

IDEAL LAP TIME : 1:27.176 BEST LAP TIME : 1:27.176 DIFFERENCE : 0.000

LAP	SECTOR 1	SECTOR 2	LAP TIME	MPH	DIFF	TIME OF DAY
1 -		32.197	1:35.758	74.40	8.582	12:21:51.219
2 -	57.592	31.700	1:29.292	79.79	2.116	12:23:20.511
3 -	57.003	31.771	1:28.774	80.25	1.598	12:24:49.285
4 -	56.825	31.379	1:28.204	80.77	1.028	12:26:17.489
5 -	56.247	31.579	1:27.826 (3)	81.12	0.650	12:27:45.315
6 -	***56.052***	***31.124***	***1:27.176*** (1)	***81.72***		***12:29:12.491***
7 -	56.337	31.143	1:27.480 (2)	81.44	0.304	12:30:39.971

P17 7 S David KORTEGAS

Kawasaki NINJA 400 -

IDEAL LAP TIME : 1:28.537 BEST LAP TIME : 1:28.912 DIFFERENCE : 0.375

LAP	SECTOR 1	SECTOR 2	LAP TIME	MPH	DIFF	TIME OF DAY
1 -		32.495	1:36.873	73.54	7.961	12:21:52.334
2 -	57.341	31.571	***1:28.912*** (1)	***80.13***		***12:23:21.246***
3 -	57.281	32.177	1:29.458	79.64	0.546	12:24:50.704
4 -	57.516	***31.458***	1:28.974 (2)	80.07	0.062	12:26:19.678
5 -	***57.079***	32.126	1:29.205 (3)	79.86	0.293	12:27:48.883
6 -	57.624	31.910	1:29.534	79.57	0.622	12:29:18.417
7 -	57.666	31.551	1:29.217	79.85	0.305	12:30:47.634

P18 54 S Ben SCOTT

Kawasaki NINJA 400 - GI Landscapes VampTech

IDEAL LAP TIME : 1:28.361 BEST LAP TIME : 1:28.620 DIFFERENCE : 0.259

LAP	SECTOR 1	SECTOR 2	LAP TIME	MPH	DIFF	TIME OF DAY
1 -		32.514	1:36.772	73.62	8.152	12:21:52.233
2 -	58.015	32.196	1:30.211	78.97	1.591	12:23:22.444
3 -	57.526	32.084	1:29.610	79.50	0.990	12:24:52.054
4 -	57.419	31.987	1:29.406	79.68	0.786	12:26:21.460
5 -	57.194	31.797	1:28.991 (2)	80.06	0.371	12:27:50.451
6 -	***56.891***	31.729	***1:28.620*** (1)	***80.39***		***12:29:19.071***
7 -	57.759	***31.470***	1:29.229 (3)	79.84	0.609	12:30:48.300

P19 53 J Lucas EGGINTON

Kawasaki NINJA 400 -

IDEAL LAP TIME : 1:29.127 BEST LAP TIME : 1:29.364 DIFFERENCE : 0.237

LAP	SECTOR 1	SECTOR 2	LAP TIME	MPH	DIFF	TIME OF DAY
1 -		32.958	1:35.953	74.25	6.589	12:21:51.414
2 -	57.746	***31.618***	***1:29.364*** (1)	***79.72***		***12:23:20.778***
3 -	***57.509***	32.361	1:29.870 (2)	79.27	0.506	12:24:50.648
4 -	58.594	32.645	1:31.239	78.08	1.875	12:26:21.887
5 -	58.067	32.212	1:30.279 (3)	78.91	0.915	12:27:52.166
6 -	58.926	33.213	1:32.139	77.32	2.775	12:29:24.305
7 -	59.322	33.483	1:32.805	76.77	3.441	12:30:57.110

P20 85 MZ Andrew WALES

MZ ETZ 250 - Show Control International

IDEAL LAP TIME : 1:27.387 BEST LAP TIME : 1:27.539 DIFFERENCE : 0.152

LAP	SECTOR 1	SECTOR 2	LAP TIME	MPH	DIFF	TIME OF DAY
1 -		***31.364***	1:59.714	59.51	32.175	12:22:15.175
2 -	56.700	31.689	1:28.389	80.60	0.850	12:23:43.564
3 -	56.370	31.627	1:27.997 (3)	80.96	0.458	12:25:11.561
4 -	56.316	31.685	1:28.001	80.96	0.462	12:26:39.562
5 -	56.616	31.425	1:28.041	80.92	0.502	12:28:07.603
6 -	***56.023***	31.523	1:27.546 (2)	81.38	0.007	12:29:35.149
7 -	56.158	31.381	***1:27.539*** (1)	***81.38***		***12:31:02.688***

BMCRC - MRO Championships - Rnd 6 @ Donington Park National

ACU Team Green Junior Cup & Senior Ninjas | BMZRC 250 MZ

RACE 2 - SECTOR ANALYSIS

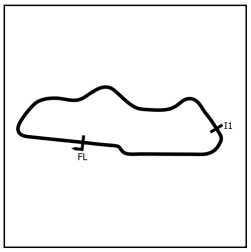

SECTOR 1 = FL to I1, SECTOR 2 = I1 to FL, DIFF = Difference To Personal Best Lap, P = Crossed Finish Line in Pit Lane, D = Time Disallowed

P21 1 MZ Alexander MANN — MZ TS 250 - HS Racing

IDEAL LAP TIME : 1:26.962 BEST LAP TIME : 1:26.962 DIFFERENCE : 0.000

LAP	SECTOR 1	SECTOR 2	LAP TIME		MPH	DIFF	TIME OF DAY
1 -		32.689	1:59.729		59.50	32.767	12:22:15.190
2 -	56.912	31.577	1:28.489		80.51	1.527	12:23:43.679
3 -	56.630	31.578	1:28.208		80.77	1.246	12:25:11.887
4 -	56.091	31.656	1:27.747	(2)	81.19	0.785	12:26:39.634
5 -	56.796	31.413	1:28.209		80.77	1.247	12:28:07.843
6 -	56.652	31.394	1:28.046	(3)	80.91	1.084	12:29:35.889
7 -	***56.044***	***30.918***	***1:26.962***	**(1)**	***81.92***		***12:31:02.851***

P22 77 S Ryan HAYBYRNE — Kawasaki NINJA 400 -

IDEAL LAP TIME : 1:32.903 BEST LAP TIME : 1:32.903 DIFFERENCE : 0.000

LAP	SECTOR 1	SECTOR 2	LAP TIME		MPH	DIFF	TIME OF DAY
1 -		33.213	1:39.244		71.78	6.341	12:21:54.705
2 -	1:00.113	33.066	1:33.179	(2)	76.46	0.276	12:23:27.884
3 -	1:00.429	33.197	1:33.626		76.09	0.723	12:25:01.510
4 -	1:00.416	33.204	1:33.620		76.10	0.717	12:26:35.130
5 -	59.919	33.323	1:33.242	(3)	76.41	0.339	12:28:08.372
6 -	***59.881***	***33.022***	***1:32.903***	**(1)**	***76.68***		***12:29:41.275***
7 -	1:00.344	33.323	1:33.667		76.06	0.764	12:31:14.942

P23 337 S Lee HORWOOD — Kawasaki NINJA 300 - Melman Electrical

IDEAL LAP TIME : 1:32.065 BEST LAP TIME : 1:32.065 DIFFERENCE : 0.000

LAP	SECTOR 1	SECTOR 2	LAP TIME		MPH	DIFF	TIME OF DAY
1 -		32.952	1:39.736		71.43	7.671	12:21:55.197
2 -	1:00.202	34.990	1:35.192		74.84	3.127	12:23:30.389
3 -	1:00.414	33.524	1:33.938		75.84	1.873	12:25:04.327
4 -	1:00.011	33.127	1:33.138		76.49	1.073	12:26:37.465
5 -	1:00.059	32.834	1:32.893	(2)	76.69	0.828	12:28:10.358
6 -	59.940	33.141	1:33.081	(3)	76.54	1.016	12:29:43.439
7 -	***59.702***	***32.363***	***1:32.065***	**(1)**	***77.38***		***12:31:15.504***

P24 96 MZ Chris KENT — MZ TS 250 -

IDEAL LAP TIME : 1:30.320 BEST LAP TIME : 1:30.353 DIFFERENCE : 0.033

LAP	SECTOR 1	SECTOR 2	LAP TIME		MPH	DIFF	TIME OF DAY
1 -		32.733	2:00.629		59.06	30.276	12:22:16.090
2 -	***58.045***	32.915	1:30.960	(3)	78.32	0.607	12:23:47.050
3 -	58.117	32.836	1:30.953	(2)	78.33	0.600	12:25:18.003
4 -	58.353	32.964	1:31.317		78.02	0.964	12:26:49.320
5 -	58.328	33.450	1:31.778		77.62	1.425	12:28:21.098
6 -	58.152	34.807	1:32.959		76.64	2.606	12:29:54.057
7 -	58.078	***32.275***	***1:30.353***	**(1)**	***78.85***		***12:31:24.410***

P25 89 MZ James McCORMACK — MZ TS 250 -

IDEAL LAP TIME : 1:30.201 BEST LAP TIME : 1:30.201 DIFFERENCE : 0.000

LAP	SECTOR 1	SECTOR 2	LAP TIME		MPH	DIFF	TIME OF DAY
1 -		33.251	2:01.958		58.41	31.757	12:22:17.419
2 -	58.790	33.078	1:31.868		77.55	1.667	12:23:49.287
3 -	58.100	32.612	1:30.712	(2)	78.54	0.511	12:25:19.999
4 -	58.114	32.700	1:30.814	(3)	78.45	0.613	12:26:50.813
5 -	***57.791***	***32.410***	***1:30.201***	**(1)**	***78.98***		***12:28:21.014***
6 -	58.385	33.859	1:32.244		77.23	2.043	12:29:53.258
7 -	58.598	33.272	1:31.870		77.55	1.669	12:31:25.128

BMCRC - MRO Championships - Rnd 6 @ Donington Park National

ACU Team Green Junior Cup & Senior Ninjas | BMZRC 250 MZ

RACE 2 - SECTOR ANALYSIS

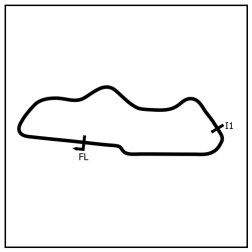

SECTOR 1 = FL to I1, SECTOR 2 = I1 to FL, DIFF = Difference To Personal Best Lap, P = Crossed Finish Line in Pit Lane, D = Time Disallowed

P26 13 MZ Gordon RYAN

MZ 250 - Prism Work Psychology

IDEAL LAP TIME : 1:30.540 BEST LAP TIME : 1:30.780 DIFFERENCE : 0.240

LAP	SECTOR 1	SECTOR 2	LAP TIME		MPH	DIFF	TIME OF DAY
1 -		33.087	2:00.641		59.05	29.861	12:22:16.102
2 -	58.271	32.676	1:30.947	(2)	78.33	0.167	12:23:47.049
3 -	58.932	***32.533***	1:31.465		77.89	0.685	12:25:18.514
4 -	***58.007***	32.773	***1:30.780***	**(1)**	***78.48***		***12:26:49.294***
5 -	58.779	32.823	1:31.602		77.77	0.822	12:28:20.896
6 -	58.742	34.372	1:33.114		76.51	2.334	12:29:54.010
7 -	58.797	32.577	1:31.374	**(3)**	77.97	0.594	12:31:25.384

P27 94 MZ George SALTHOUSE

MZ 250 - Illuminate Design

IDEAL LAP TIME : 1:36.973 BEST LAP TIME : 1:36.973 DIFFERENCE : 0.000

LAP	SECTOR 1	SECTOR 2	LAP TIME		MPH	DIFF	TIME OF DAY
1 -		35.750	2:20.748		50.61	43.775	12:22:36.209
2 -	1:02.698	35.356	1:38.054		72.66	1.081	12:24:14.263
3 -	1:02.637	34.663	1:37.300	**(2)**	73.22	0.327	12:25:51.563
4 -	***1:02.496***	***34.477***	***1:36.973***	**(1)**	***73.47***		***12:27:28.536***
5 -	1:02.801	35.075	1:37.876		72.79	0.903	12:29:06.412
6 -	1:02.702	34.852	1:37.554	**(3)**	73.03	0.581	12:30:43.966

P28 176 MZ Oliver BOYETT

MZ ETZ 250 - Myself

IDEAL LAP TIME : 1:37.668 BEST LAP TIME : 1:37.668 DIFFERENCE : 0.000

LAP	SECTOR 1	SECTOR 2	LAP TIME		MPH	DIFF	TIME OF DAY
1 -		36.145	2:08.297		55.53	30.629	12:22:23.758
2 -	***1:01.916***	***35.752***	***1:37.668***	**(1)**	***72.94***		***12:24:01.426***
3 -	1:02.451	36.232	1:38.683	**(2)**	72.19	1.015	12:25:40.109
4 -	1:03.024	36.021	1:39.045	**(3)**	71.93	1.377	12:27:19.154

BMCRC - MRO Championships - Rnd 6 @ Donington Park National

ACU Team Green Junior Cup & Senior Ninjas | BMZRC 250 MZ

RACE 2 - STATISTICS

Competitors Started	28
Planned Start	2026-07-25 @ 11:44:00.000
Actual Start	2026-07-25 @ 12:20:15.460
Finish Time	2026-07-25 @ 12:29:54.400
Track Length	1.9790mi.
Total Laps	192
Total Distance Covered	379.9809mi.

Session Fastest Lap History

NO	CL	NAME	LAP TIME	TIME OF DAY	LAP	VEHICLE
16	J	**Lucas KING**	**1:22.390**	12:23:03.550	2	Kawasaki NINJA 400
112	S	**Dan BRAY**	**1:22.277**	12:23:04.086	2	Kawasaki NINJA 400
16	J	**Lucas KING**	**1:22.131**	12:24:25.681	3	Kawasaki NINJA 400
90	J	**Harry BARRELL**	**1:22.038**	12:27:10.740	5	Kawasaki NINJA 400
90	J	**Harry BARRELL**	**1:21.926**	12:28:32.666	6	Kawasaki NINJA 400

Session Leader History

NO	CL	NAME	FROM LAP	LAPS LED	DISTANCE	VEHICLE
16	J	**Lucas KING**	1	7	13.81 miles	Kawasaki NINJA 400

Flag History

TYPE	TIME OF DAY
GREEN	12:20:15.460
FINISH	12:29:54.400

Flag Statistics

TYPE	COUNT	TOTAL LAPS	TOTAL TIME
Green	1	7	11:19.105
Red	0	0	0.000
Safety Car	0	0	0.000
FCY	0	0	0.000

BMCRC - MRO Championships - Rnd 6 @ Donington Park National

ACU Team Green Junior Cup & Senior Ninjas | BMZRC 250 MZ

RACE 2 - STATISTICS

CLASS : J

16 Starters

Fastest Lap History

NO	NAME	LAP TIME	TIME OF DAY	LAP	VEHICLE
16	**Lucas KING**	**1:22.390**	12:23:03.550	2	Kawasaki NINJA 400
16	**Lucas KING**	**1:22.131**	12:24:25.681	3	Kawasaki NINJA 400
90	**Harry BARRELL**	**1:22.038**	12:27:10.740	5	Kawasaki NINJA 400
90	**Harry BARRELL**	**1:21.926**	12:28:32.666	6	Kawasaki NINJA 400

Leader History

NO	NAME	FROM LAP	LAPS LED	DISTANCE	VEHICLE
16	**Lucas KING**	1	7	13.81 miles	Kawasaki NINJA 400

BMCRC - MRO Championships - Rnd 6 @ Donington Park National

ACU Team Green Junior Cup & Senior Ninjas | BMZRC 250 MZ

RACE 2 - STATISTICS

CLASS : S

5 Starters

Fastest Lap History

NO	NAME	LAP TIME	TIME OF DAY	LAP	VEHICLE
112	**Dan BRAY**	**1:22.277**	12:23:04.086	2	Kawasaki NINJA 400

Leader History

NO	NAME	FROM LAP	LAPS LED	DISTANCE	VEHICLE
112	**Dan BRAY**	1	7	13.81 miles	Kawasaki NINJA 400

BMCRC - MRO Championships - Rnd 6 @ Donington Park National

ACU Team Green Junior Cup & Senior Ninjas | BMZRC 250 MZ

RACE 2 - STATISTICS

CLASS : MZ

7 Starters

Fastest Lap History

NO	NAME	LAP TIME	TIME OF DAY	LAP	VEHICLE
85	**Andrew WALES**	**1:28.389**	12:23:43.564	2	MZ ETZ 250
85	**Andrew WALES**	**1:27.997**	12:25:11.561	3	MZ ETZ 250
1	**Alexander MANN**	**1:27.747**	12:26:39.634	4	MZ TS 250
85	**Andrew WALES**	**1:27.546**	12:29:35.149	6	MZ ETZ 250
85	**Andrew WALES**	**1:27.539**	12:31:02.688	7	MZ ETZ 250
1	**Alexander MANN**	**1:26.962**	12:31:02.851	7	MZ TS 250

Leader History

NO	NAME	FROM LAP	LAPS LED	DISTANCE	VEHICLE
85	**Andrew WALES**	1	7	13.81 miles	MZ ETZ 250

TEAM GREEN JUNIOR CUP | Kawasaki SENIOR NINJA SERIES | BMZRC 250 MZS

BMCRC - MRO Championships - Rnd 6 @ Donington Park National

ACU Team Green Junior Cup & Senior Ninjas | BMZRC 250 MZ

RACE 12 - GRID (7 Laps)

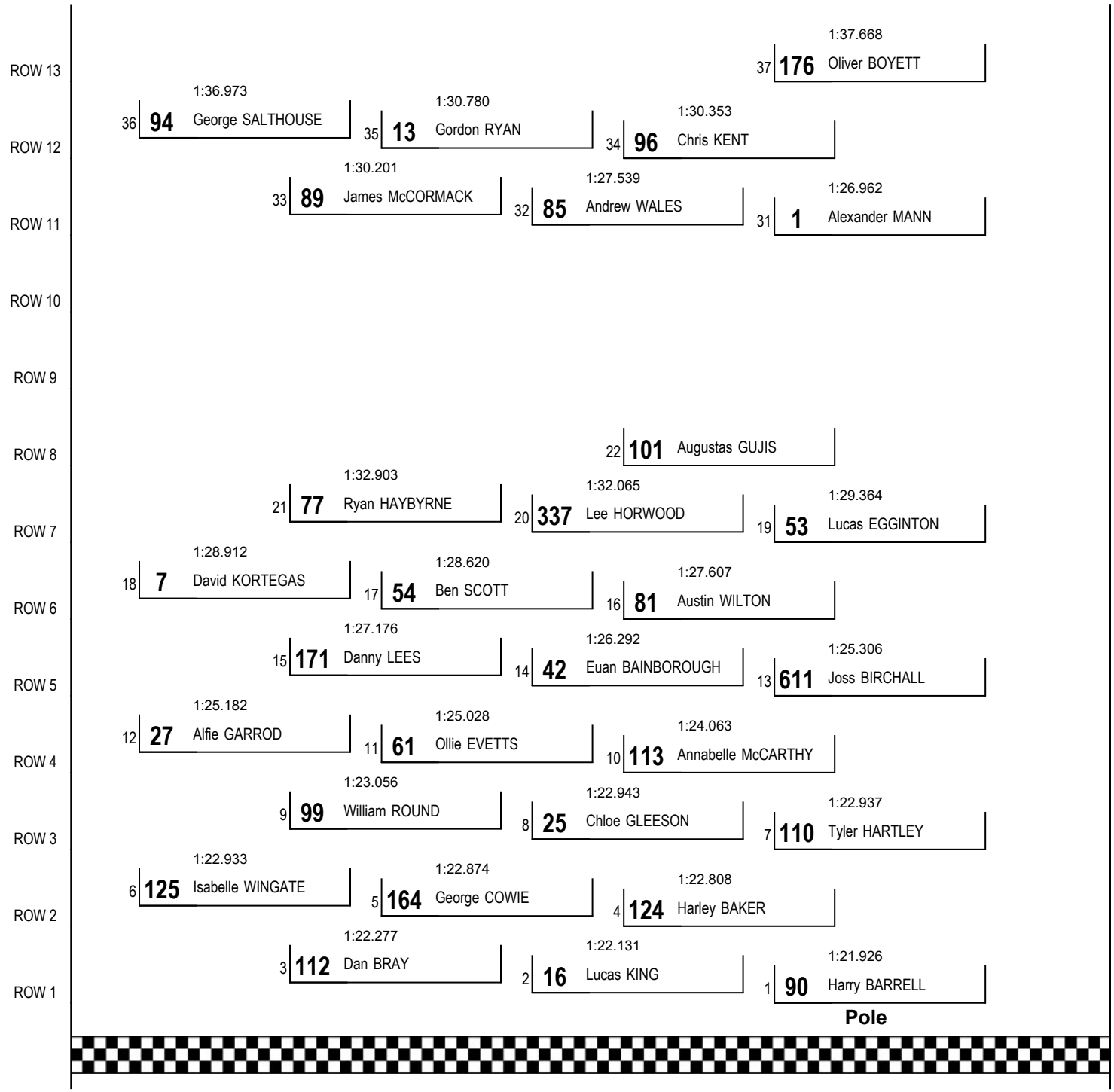

These results are provisional until the conclusion of any judicial and technical matters.

Donington Park National: 1.9790 miles

Clerk Of Course: Caroline Patterson / Andy Brown	Timekeeper: Richard Evans	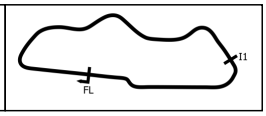

Results can be found at www.tsl-timing.com

Printed - 12:41 Saturday, 25 July 2026

BRITISH MOTOR CYCLE RACING CLUB | TSL SPORTS TIMING TIMING SOLUTIONS LTD | MOTORCYCLE RACING ORGANISATION MRO







BMCRC - MRO Championships - Rnd 6 @ Donington Park National

ACU Team Green Junior Cup & Senior Ninjas | BMZRC 250 MZ

RACE 12 - CLASSIFICATION

Race Distance: 7 Laps / 13.85 miles

POS	NO	CL	PIC	NAME	ENTRY	LAPS	TIME	GAP	DIFF	MPH	BEST	ON	GRD	↑↓
1	16	J	1	Lucas KING	Kawasaki NINJA 400 - NW racing/ cable house	7	9:39.964			85.75	1:21.839	7	2	1
2	112	S	1	Dan BRAY	Kawasaki NINJA 400 -	7	9:40.121	0.157	0.157	85.73	1:21.649	3	3	1
3	90	J	2	Harry BARRELL	Kawasaki NINJA 400 - Cerakote UK	7	9:40.759	0.795	0.638	85.63	1:22.103	2	1	-2
4	124	J	3	Harley BAKER	Kawasaki NINJA 400 - KGB Property Maintenance Services	7	9:48.358	8.394	7.599	84.53	1:22.884	2	4	0
5	99	J	4	William ROUND	Kawasaki NINJA - Round Racing	7	9:51.495	11.531	3.137	84.08	1:23.461	5	9	4
6	113	J	5	Annabelle McCARTHY	Kawasaki NINJA 400 -	7	9:51.504	11.540	0.009	84.08	1:23.224	3	10	4
7	110	J	6	Tyler HARTLEY	Kawasaki NINJA 400 - DWRacing	7	9:53.608	13.644	2.104	83.78	1:23.658	3	7	0
8	25	J	7	Chloe GLEESON	Kawasaki NINJA 400 - DriveLife / Sussex Independent Finan	7	9:54.122	14.158	0.514	83.71	1:23.347	3	8	0
9	611	J	8	Joss BIRCHALL	Kawasaki NINJA 400 -	7	10:02.020	22.056	7.898	82.61	1:24.647	3	13	4
10	27	J	9	Alfie GARROD	Kawasaki NINJA 400 - ATP Motorsport	7	10:05.030	25.066	3.010	82.20	1:25.206	7	12	2
11	61	J	10	Ollie EVETTS	Kawasaki NINJA 400 - C E Vehicle Repairs Ltd	7	10:05.077	25.113	0.047	82.19	1:24.982	7	11	0
12	42	J	11	Euan BAINBOROUGH	Kawasaki NINJA 300 -	7	10:16.588	36.624	11.511	80.66	1:26.645	3	14	2
13	81	J	12	Austin WILTON	Kawasaki NINJA 400 - MAC	7	10:16.598	36.634	0.010	80.66	1:26.702	3	16	3
14	171	J	13	Danny LEES	Kawasaki NINJA 400 - Capital Group Ltd / Capital Spray Lab	7	10:23.164	43.200	6.566	79.81	1:27.775	5	15	1
15	7	S	2	David KORTEGAS	Kawasaki NINJA 400 -	7	10:35.281	55.317	12.117	78.28	1:29.370	5	18	3
16	54	S	3	Ben SCOTT	Kawasaki NINJA 400 - GI Landscapes VampTech	7	10:36.581	56.617	1.300	78.12	1:29.446	5	17	1
17	53	J	14	Lucas EGGINTON	Kawasaki NINJA 400 -	7	10:41.677	1:01.713	5.096	77.50	1:29.755	2	19	2
18	85	MZ	1	Andrew WALES	MZ ETZ 250 - Show Control International	7	10:48.235	1:08.271	6.558	76.72	1:27.279	5	24	6
19	1	MZ	2	Alexander MANN	MZ TS 250 - HS Racing	7	10:48.332	1:08.368	0.097	76.71	1:27.201	5	23	4
20	101	S	4	Augustas GUJIS	Kawasaki NINJA -	7	10:49.833	1:09.869	1.501	76.53	1:30.239	7	22	2
21	77	S	5	Ryan HAYBYRNE	Kawasaki NINJA 400 -	7	10:50.947	1:10.983	1.114	76.40	1:30.941	7	21	0
22	337	S	6	Lee HORWOOD	Kawasaki NINJA 300 - Melman Electrical	7	11:02.503	1:22.539	11.556	75.07	1:31.611	5	20	-2
23	96	MZ	3	Chris KENT	MZ TS 250 -	7	11:04.872	1:24.908	2.369	74.80	1:30.271	5	26	3
24	13	MZ	4	Gordon RYAN	MZ 250 - Prism Work Psychology	7	11:05.182	1:25.218	0.310	74.77	1:30.197	2	27	3
25	89	MZ	5	James McCORMACK	MZ TS 250 -	6	9:42.812	1 Lap	1 Lap	73.11	1:31.160	2	25	0
26	176	MZ	6	Oliver BOYETT	MZ ETZ 250 - Myself	6	10:19.355	1 Lap	36.543	68.79	1:37.001	4	29	3
27	94	MZ	7	George SALTHOUSE	MZ 250 - Illuminate Design	6	10:25.350	1 Lap	5.995	68.13	1:36.655	4	28	1
					NOT CLASSIFIED									
DNF	125	J		Isabelle WINGATE	Kawasaki NINJA 400 - NPS, Tripz.uk, PermaGroup, ARN Ra	5	7:04.545	2 Laps	1 Lap	83.58	1:23.523	3	6	
DQ	164	J		George COWIE	Kawasaki NINJA 400 - Dad								5	

FASTEST LAP

112	S	Dan BRAY	Kawasaki NINJA 400 -	3	1:21.649	87.25 mph	140.43 kph
16	J	Lucas KING	Kawasaki NINJA 400 - NW racing/ cable house	7	1:21.839	87.05 mph	140.10 kph
1	MZ	Alexander MANN	MZ TS 250 - HS Racing	5	1:27.201	81.70 mph	131.48 kph

#164 - Disqualified from race results - Post race technical inspection.
Class J - 92.5% of Race Speed = 79.31 mph
Class S - 92.5% of Race Speed = 79.30 mph
Class MZ - 92.5% of Race Speed = 70.96 mph

Weather / Track : Bright / Dry
These results are provisional until the conclusion of any judicial and technical matters.

Date: 25/07/2026 Start: 15:59 Finish: 16:08
Donington Park National: 1.9790 miles

Clerk Of Course: Caroline Patterson / Andy Brown	Timekeeper: Richard Evans	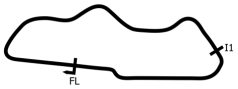

Results can be found at www.tsl-timing.com

Printed - 16:46 Saturday, 25 July 2026







BMCRC - MRO Championships - Rnd 6 @ Donington Park National

ACU Team Green Junior Cup & Senior Ninjas | BMZRC 250 MZ

RACE 12 - LAP CHART

LAP 1 @ 16:00:26.026

NO	BEHIND	LAP TIME
16		1:25.673
90	0.430	1:26.103
112	1.346	1:27.019
124	1.514	1:27.187
110	1.763	1:27.436
99	2.819	1:28.492
125	3.190	1:28.863
113	3.815	1:29.488
25	4.040	1:29.713
61	4.358	1:30.031
27	4.393	1:30.066
611	4.711	1:30.384
81	7.546	1:33.219
42	8.049	1:33.722
171	9.015	1:34.688
53	9.793	1:35.466
7	10.476	1:36.149
54	10.477	1:36.150
77	12.689	1:38.362
337	13.281	1:38.954
101	13.629	1:39.302
85	33.139	1:58.812
1	33.149	1:58.822
96	34.536	2:00.209
13	34.838	2:00.511
89	36.706	2:02.379
176	42.553	2:08.226
94	45.741	2:11.414

LAP 2 @ 16:01:48.439

NO	BEHIND	LAP TIME
16		1:22.413
90	0.120	1:22.103
112	1.234	1:22.301
124	1.985	1:22.884
110	3.109	1:23.759
99	3.902	1:23.496
125	4.304	1:23.527
113	4.769	1:23.367
25	5.086	1:23.459
611	7.458	1:25.160
27	7.484	1:25.504
61	7.609	1:25.664
81	12.376	1:27.243
42	12.527	1:26.891
171	14.780	1:28.178
53	17.135	1:29.755
54	17.732	1:29.668
7	17.741	1:29.678
77	22.240	1:31.964
337	22.910	1:32.042
101	22.958	1:31.742
85	39.226	1:28.500
1	39.318	1:28.582
96	42.411	1:30.288
13	42.622	1:30.197
89	45.453	1:31.160
176	57.776	1:37.636
94	1:06.544	1:43.216

LAP 3 @ 16:03:10.735

NO	BEHIND	LAP TIME
16		1:22.296
90	0.232	1:22.408
112	0.587	1:21.649
124	3.038	1:23.349
110	4.471	1:23.658
125	5.531	1:23.523
99	5.547	1:23.941
113	5.697	1:23.224
25	6.137	1:23.347
611	9.809	1:24.647
27	10.532	1:25.344
61	10.813	1:25.500
81	16.782	1:26.702
42	16.876	1:26.645
171	20.562	1:28.078
54	25.321	1:29.885
53	25.489	1:30.650
7	25.711	1:30.266
101	32.652	1:31.990
337	33.286	1:32.672
77	33.394	1:33.450
85	45.265	1:28.335
1	45.265	1:28.243
96	51.453	1:31.338
13	51.929	1:31.603
89	54.432	1:31.275
176	1:14.881	1:39.401
94	1:21.475	1:37.227

LAP 4 @ 16:04:32.900

NO	BEHIND	LAP TIME
16		1:22.165
112	0.235	1:21.813
90	0.385	1:22.318
124	4.793	1:23.920
113	7.584	1:24.052
110	7.905	1:25.599
99	7.945	1:24.563
125	8.132	1:24.766
25	8.288	1:24.316
611	13.072	1:25.428
61	14.675	1:26.027
27	14.705	1:26.338
81	21.497	1:26.880
42	21.558	1:26.847
171	26.391	1:27.994
54	33.211	1:30.055
7	33.280	1:29.734
53	34.369	1:31.045
101	43.608	1:33.121
337	43.875	1:32.754
77	43.975	1:32.746
85	51.146	1:28.046
1	51.188	1:28.088
96	1:01.014	1:31.726
13	1:01.222	1:31.458
89	1:05.459	1:33.192

LAP 5 @ 16:05:55.562

NO	BEHIND	LAP TIME
112		1:22.427
16	0.057	1:22.719
90	0.539	1:22.816
124	6.128	1:23.997
176	1 Lap	1:37.001
99	8.744	1:23.461
113	8.795	1:23.873
125	9.336	1:23.866
110	9.639	1:24.396
25	10.173	1:24.547
94	1 Lap	1:36.655
611	15.672	1:25.262
27	18.162	1:26.119
61	18.586	1:26.573
42	26.507	1:27.611
81	26.579	1:27.744
171	31.504	1:27.775
7	39.988	1:29.370
54	39.995	1:29.446
53	42.742	1:31.035
101	51.801	1:30.855
337	52.824	1:31.611
77	52.946	1:31.633
1	55.727	1:27.201
85	55.763	1:27.279
96	1:08.623	1:30.271
13	1:08.853	1:30.293
89	1:15.238	1:32.441

LAP 6 @ 16:07:18.478

NO	BEHIND	LAP TIME
16		1:22.859
112	0.163	1:23.079
90	0.358	1:22.735
124	6.848	1:23.636
113	9.664	1:23.785
99	9.789	1:23.961
110	11.272	1:24.549
25	11.927	1:24.670
611	18.612	1:25.856
27	21.699	1:26.453
61	21.970	1:26.300
176	1 Lap	1:38.902
94	1 Lap	1:38.714
81	30.957	1:27.294
42	31.152	1:27.561
171	36.608	1:28.020
54	47.556	1:30.477
7	47.605	1:30.533
53	51.548	1:31.722
101	1:01.469	1:32.584
77	1:01.881	1:31.851
85	1:01.971	1:29.124
1	1:02.029	1:29.218
337	1:10.263	1:40.355
96	1:16.211	1:30.504
13	1:16.236	1:30.299

LAP 7 @ 16:08:40.317

NO	BEHIND	LAP TIME
16		1:21.839
112	0.157	1:21.833
90	0.795	1:22.276
89	1 Lap	1:32.365
124	8.394	1:23.385
99	11.531	1:23.581
113	11.540	1:23.715
110	13.644	1:24.211
25	14.158	1:24.070
611	22.056	1:25.283
27	25.066	1:25.206
61	25.113	1:24.982
42	36.624	1:27.311
81	36.634	1:27.516
176	1 Lap	1:38.189
171	43.200	1:28.431
94	1 Lap	1:38.124
7	55.317	1:29.551
54	56.617	1:30.900
53	1:01.713	1:32.004
85	1:08.271	1:28.139
1	1:08.368	1:28.178
101	1:09.869	1:30.239
77	1:10.983	1:30.941
337	1:22.539	1:34.115
96	1:24.908	1:30.536
13	1:25.218	1:30.821

Weather / Track : Bright / Dry

Donington Park National: 1.9790 miles
Date: 25/07/2026 Start: 15:59 Finish: 16:08

Results can be found at www.tsl-timing.com

Printed - 16:47 Saturday, 25 July 2026

BMCRC - MRO Championships - Rnd 6 @ Donington Park National

ACU Team Green Junior Cup & Senior Ninjas | BMZRC 250 MZ

RACE 12 - POSITION CHART

No	Name	Lap Pos	1	2	3	4	5	6	7	8
90	BARRELL	1	16	16	16	16	112	16	16	
16	KING	2	90	90	90	112	16	112	112	
112	BRAY	3	112	112	112	90	90	90	90	
124	BAKER	4	124	124	124	124	124	124	124	
164	COWIE	5	110	110	110	113	99	113	99	
125	WINGATE	6	99	99	125	110	113	99	113	
110	HARTLEY	7	125	125	99	99	125	110	110	
25	GLEESON	8	113	113	113	125	110	25	25	
99	ROUND	9	25	25	25	25	25	611	611	
113	McCARTHY	10	61	611	611	611	611	27	27	
61	EVETTS	11	27	27	27	61	27	61	61	
27	GARROD	12	611	61	61	27	61	81	42	
611	BIRCHALL	13	81	81	81	81	42	42	81	
42	BAINBOROUGH	14	42	42	42	42	81	171	171	
171	LEES	15	171	171	171	171	171	54	7	
81	WILTON	16	53	53	54	54	7	7	54	
54	SCOTT	17	7	54	53	7	54	53	53	
7	KORTEGAS	18	54	7	7	53	53	101	85	
53	EGGINTON	19	77	77	101	101	101	77	1	
337	HORWOOD	20	337	337	337	337	337	85	101	
77	HAYBYRNE	21	101	101	77	77	77	1	77	
101	GUJIS	22	85	85	85	85	1	337	337	
1	MANN	23	1	1	1	1	85	96	96	
85	WALES	24	96	96	96	96	96	13	13	
89	McCORMACK	25	13	13	13	13	13	89		
96	KENT	26	89	89	89	89	89	176		
13	RYAN	27	176	176	176	176	176	94		
94	SALTHOUSE	28	94	94	94	94	94			
176	BOYETT	29								

Weather / Track : Bright / Dry

Donington Park National: 1.9790 miles
Date: 25/07/2026 Start: 15:59 Finish: 16:08

Results can be found at www.tsl-timing.com

Printed - 16:47 Saturday, 25 July 2026

BMCRC - MRO Championships - Rnd 6 @ Donington Park National

ACU Team Green Junior Cup & Senior Ninjas | BMZRC 250 MZ

RACE 12 - SECTOR ANALYSIS

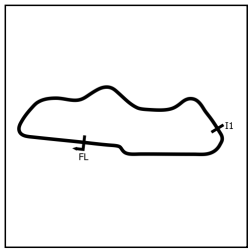

SECTOR 1 = FL to I1, SECTOR 2 = I1 to FL, DIFF = Difference To Personal Best Lap, P = Crossed Finish Line in Pit Lane, D = Time Disallowed

P1 16 J Lucas KING — Kawasaki NINJA 400 - NW racing/ cable house

IDEAL LAP TIME : 1:21.536 BEST LAP TIME : 1:21.839 DIFFERENCE : 0.303

LAP	SECTOR 1	SECTOR 2	LAP TIME		MPH	DIFF	TIME OF DAY
1 -		29.640	1:25.673		83.16	3.834	16:00:26.026
2 -	52.854	29.559	1:22.413		86.45	0.574	16:01:48.439
3 -	52.818	29.478	1:22.296	(3)	86.57	0.457	16:03:10.735
4 -	***52.465***	29.700	1:22.165	(2)	86.71	0.326	16:04:32.900
5 -	52.610	30.109	1:22.719		86.13	0.880	16:05:55.619
6 -	53.195	29.664	1:22.859		85.98	1.020	16:07:18.478
7 -	52.768	***29.071***	***1:21.839***	**(1)**	***87.05***		***16:08:40.317***

P2 112 S Dan BRAY — Kawasaki NINJA 400 -

IDEAL LAP TIME : 1:21.649 BEST LAP TIME : 1:21.649 DIFFERENCE : 0.000

LAP	SECTOR 1	SECTOR 2	LAP TIME		MPH	DIFF	TIME OF DAY
1 -		29.817	1:27.019		81.87	5.370	16:00:27.372
2 -	52.769	29.532	1:22.301		86.56	0.652	16:01:49.673
3 -	***52.320***	***29.329***	***1:21.649***	**(1)**	***87.25***		***16:03:11.322***
4 -	52.337	29.476	1:21.813	(2)	87.08	0.164	16:04:33.135
5 -	52.553	29.874	1:22.427		86.43	0.778	16:05:55.562
6 -	53.337	29.742	1:23.079		85.75	1.430	16:07:18.641
7 -	52.428	29.405	1:21.833	(3)	87.06	0.184	16:08:40.474

P3 90 J Harry BARRELL — Kawasaki NINJA 400 - Cerakote UK

IDEAL LAP TIME : 1:21.959 BEST LAP TIME : 1:22.103 DIFFERENCE : 0.144

LAP	SECTOR 1	SECTOR 2	LAP TIME		MPH	DIFF	TIME OF DAY
1 -		29.819	1:26.103		82.74	4.000	16:00:26.456
2 -	***52.672***	29.431	***1:22.103***	**(1)**	***86.77***		***16:01:48.559***
3 -	52.996	29.412	1:22.408		86.45	0.305	16:03:10.967
4 -	52.760	29.558	1:22.318	(3)	86.55	0.215	16:04:33.285
5 -	53.289	29.527	1:22.816		86.02	0.713	16:05:56.101
6 -	53.110	29.625	1:22.735		86.11	0.632	16:07:18.836
7 -	52.989	***29.287***	1:22.276	(2)	86.59	0.173	16:08:41.112

P4 124 J Harley BAKER — Kawasaki NINJA 400 - KGB Property Maintenance Services Ltd

IDEAL LAP TIME : 1:22.691 BEST LAP TIME : 1:22.884 DIFFERENCE : 0.193

LAP	SECTOR 1	SECTOR 2	LAP TIME		MPH	DIFF	TIME OF DAY
1 -		30.275	1:27.187		81.71	4.303	16:00:27.540
2 -	***53.084***	29.800	***1:22.884***	**(1)**	***85.95***		***16:01:50.424***
3 -	53.559	29.790	1:23.349	(2)	85.47	0.465	16:03:13.773
4 -	53.841	30.079	1:23.920		84.89	1.036	16:04:37.693
5 -	53.850	30.147	1:23.997		84.82	1.113	16:06:01.690
6 -	53.351	30.285	1:23.636		85.18	0.752	16:07:25.326
7 -	53.778	***29.607***	1:23.385	(3)	85.44	0.501	16:08:48.711

P5 99 J William ROUND — Kawasaki NINJA - Round Racing

IDEAL LAP TIME : 1:23.071 BEST LAP TIME : 1:23.461 DIFFERENCE : 0.390

LAP	SECTOR 1	SECTOR 2	LAP TIME		MPH	DIFF	TIME OF DAY
1 -		30.008	1:28.492		80.51	5.031	16:00:28.845
2 -	53.786	***29.710***	1:23.496	(2)	85.32	0.035	16:01:52.341
3 -	53.708	30.233	1:23.941		84.87	0.480	16:03:16.282
4 -	54.061	30.502	1:24.563		84.25	1.102	16:04:40.845
5 -	***53.361***	30.100	***1:23.461***	**(1)**	***85.36***		***16:06:04.306***
6 -	54.099	29.862	1:23.961		84.85	0.500	16:07:28.267
7 -	53.603	29.978	1:23.581	(3)	85.24	0.120	16:08:51.848

BMCRC - MRO Championships - Rnd 6 @ Donington Park National

ACU Team Green Junior Cup & Senior Ninjas | BMZRC 250 MZ

RACE 12 - SECTOR ANALYSIS

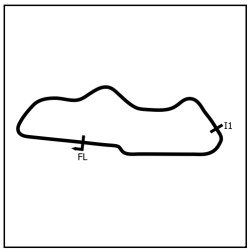

SECTOR 1 = FL to I1, SECTOR 2 = I1 to FL, DIFF = Difference To Personal Best Lap, P = Crossed Finish Line in Pit Lane, D = Time Disallowed

P6 113 J Annabelle McCARTHY

Kawasaki NINJA 400 -

IDEAL LAP TIME : 1:23.066 BEST LAP TIME : 1:23.224 DIFFERENCE : 0.158

LAP	SECTOR 1	SECTOR 2	LAP TIME	MPH	DIFF	TIME OF DAY
1 -		30.266	1:29.488	79.61	6.264	16:00:29.841
2 -	53.510	29.857	1:23.367 (2)	85.46	0.143	16:01:53.208
3 -	***53.316***	29.908	***1:23.224*** (1)	***85.60***		***16:03:16.432***
4 -	53.435	30.617	1:24.052	84.76	0.828	16:04:40.484
5 -	53.562	30.311	1:23.873	84.94	0.649	16:06:04.357
6 -	53.810	29.975	1:23.785	85.03	0.561	16:07:28.142
7 -	53.965	***29.750***	1:23.715 (3)	85.10	0.491	16:08:51.857

P7 110 J Tyler HARTLEY

Kawasaki NINJA 400 - DWRacing

IDEAL LAP TIME : 1:23.658 BEST LAP TIME : 1:23.658 DIFFERENCE : 0.000

LAP	SECTOR 1	SECTOR 2	LAP TIME	MPH	DIFF	TIME OF DAY
1 -		29.939	1:27.436	81.48	3.778	16:00:27.789
2 -	53.909	29.850	1:23.759 (2)	85.06	0.101	16:01:51.548
3 -	***53.872***	***29.786***	***1:23.658*** (1)	***85.16***		***16:03:15.206***
4 -	54.184	31.415	1:25.599	83.23	1.941	16:04:40.805
5 -	54.146	30.250	1:24.396	84.41	0.738	16:06:05.201
6 -	54.207	30.342	1:24.549	84.26	0.891	16:07:29.750
7 -	54.189	30.022	1:24.211 (3)	84.60	0.553	16:08:53.961

P8 25 J Chloe GLEESON

Kawasaki NINJA 400 - DriveLife / Sussex Independent Financial

IDEAL LAP TIME : 1:23.185 BEST LAP TIME : 1:23.347 DIFFERENCE : 0.162

LAP	SECTOR 1	SECTOR 2	LAP TIME	MPH	DIFF	TIME OF DAY
1 -		30.288	1:29.713	79.41	6.366	16:00:30.066
2 -	***53.545***	29.914	1:23.459 (2)	85.36	0.112	16:01:53.525
3 -	53.707	***29.640***	***1:23.347*** (1)	***85.48***		***16:03:16.872***
4 -	53.902	30.414	1:24.316	84.49	0.969	16:04:41.188
5 -	54.321	30.226	1:24.547	84.26	1.200	16:06:05.735
6 -	54.510	30.160	1:24.670	84.14	1.323	16:07:30.405
7 -	54.247	29.823	1:24.070 (3)	84.74	0.723	16:08:54.475

P9 611 J Joss BIRCHALL

Kawasaki NINJA 400 -

IDEAL LAP TIME : 1:24.647 BEST LAP TIME : 1:24.647 DIFFERENCE : 0.000

LAP	SECTOR 1	SECTOR 2	LAP TIME	MPH	DIFF	TIME OF DAY
1 -		30.335	1:30.384	78.82	5.737	16:00:30.737
2 -	54.580	30.580	1:25.160 (2)	83.66	0.513	16:01:55.897
3 -	***54.395***	***30.252***	***1:24.647*** (1)	***84.16***		***16:03:20.544***
4 -	54.756	30.672	1:25.428	83.39	0.781	16:04:45.972
5 -	54.864	30.398	1:25.262 (3)	83.56	0.615	16:06:11.234
6 -	54.804	31.052	1:25.856	82.98	1.209	16:07:37.090
7 -	54.580	30.703	1:25.283	83.54	0.636	16:09:02.373

P10 27 J Alfie GARROD

Kawasaki NINJA 400 - ATP Motorsport

IDEAL LAP TIME : 1:24.958 BEST LAP TIME : 1:25.206 DIFFERENCE : 0.248

LAP	SECTOR 1	SECTOR 2	LAP TIME	MPH	DIFF	TIME OF DAY
1 -		30.488	1:30.066	79.10	4.860	16:00:30.419
2 -	***54.718***	30.786	1:25.504 (3)	83.32	0.298	16:01:55.923
3 -	54.907	30.437	1:25.344 (2)	83.48	0.138	16:03:21.267
4 -	55.398	30.940	1:26.338	82.52	1.132	16:04:47.605
5 -	55.275	30.844	1:26.119	82.73	0.913	16:06:13.724
6 -	55.304	31.149	1:26.453	82.41	1.247	16:07:40.177
7 -	54.966	***30.240***	***1:25.206*** (1)	***83.61***		***16:09:05.383***

Weather / Track : Bright / Dry

Donington Park National: 1.9790 miles
Date: 25/07/2026 Start: 15:59 Finish: 16:08

BMCRC - MRO Championships - Rnd 6 @ Donington Park National

ACU Team Green Junior Cup & Senior Ninjas | BMZRC 250 MZ

RACE 12 - SECTOR ANALYSIS

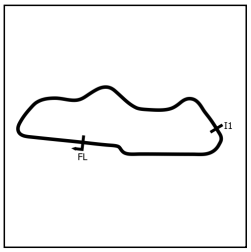

SECTOR 1 = FL to I1, SECTOR 2 = I1 to FL, DIFF = Difference To Personal Best Lap, P = Crossed Finish Line in Pit Lane, D = Time Disallowed

P11 61 J Ollie EVETTS

Kawasaki NINJA 400 - C E Vehicle Repairs Ltd

IDEAL LAP TIME : 1:24.612 BEST LAP TIME : 1:24.982 DIFFERENCE : 0.370

LAP	SECTOR 1	SECTOR 2	LAP TIME		MPH	DIFF	TIME OF DAY
1 -		***30.249***	1:30.031		79.13	5.049	16:00:30.384
2 -	55.271	30.393	1:25.664	**(3)**	83.16	0.682	16:01:56.048
3 -	55.086	30.414	1:25.500	**(2)**	83.32	0.518	16:03:21.548
4 -	54.947	31.080	1:26.027		82.81	1.045	16:04:47.575
5 -	55.456	31.117	1:26.573		82.29	1.591	16:06:14.148
6 -	55.017	31.283	1:26.300		82.55	1.318	16:07:40.448
7 -	***54.363***	30.619	***1:24.982***	***(1)***	***83.83***		***16:09:05.430***

P12 42 J Euan BAINBOROUGH

Kawasaki NINJA 300 -

IDEAL LAP TIME : 1:26.285 BEST LAP TIME : 1:26.645 DIFFERENCE : 0.360

LAP	SECTOR 1	SECTOR 2	LAP TIME		MPH	DIFF	TIME OF DAY
1 -		31.096	1:33.722		76.01	7.077	16:00:34.075
2 -	55.515	31.376	1:26.891	**(3)**	81.99	0.246	16:02:00.966
3 -	***55.240***	31.405	***1:26.645***	***(1)***	***82.22***		***16:03:27.611***
4 -	55.325	31.522	1:26.847	**(2)**	82.03	0.202	16:04:54.458
5 -	56.566	***31.045***	1:27.611		81.32	0.966	16:06:22.069
6 -	56.024	31.537	1:27.561		81.36	0.916	16:07:49.630
7 -	55.662	31.649	1:27.311		81.60	0.666	16:09:16.941

P13 81 J Austin WILTON

Kawasaki NINJA 400 - MAC

IDEAL LAP TIME : 1:26.646 BEST LAP TIME : 1:26.702 DIFFERENCE : 0.056

LAP	SECTOR 1	SECTOR 2	LAP TIME		MPH	DIFF	TIME OF DAY
1 -		31.420	1:33.219		76.42	6.517	16:00:33.572
2 -	55.747	31.496	1:27.243	**(3)**	81.66	0.541	16:02:00.815
3 -	55.706	30.996	***1:26.702***	***(1)***	***82.17***		***16:03:27.517***
4 -	***55.685***	31.195	1:26.880	**(2)**	82.00	0.178	16:04:54.397
5 -	56.266	31.478	1:27.744		81.19	1.042	16:06:22.141
6 -	56.333	***30.961***	1:27.294		81.61	0.592	16:07:49.435
7 -	56.116	31.400	1:27.516		81.40	0.814	16:09:16.951

P14 171 J Danny LEES

Kawasaki NINJA 400 - Capital Group Ltd / Capital Spray Labds

IDEAL LAP TIME : 1:27.624 BEST LAP TIME : 1:27.775 DIFFERENCE : 0.151

LAP	SECTOR 1	SECTOR 2	LAP TIME		MPH	DIFF	TIME OF DAY
1 -		31.740	1:34.688		75.24	6.913	16:00:35.041
2 -	56.727	***31.451***	1:28.178		80.79	0.403	16:02:03.219
3 -	56.354	31.724	1:28.078		80.89	0.303	16:03:31.297
4 -	56.368	31.626	1:27.994	**(2)**	80.96	0.219	16:04:59.291
5 -	***56.173***	31.602	***1:27.775***	***(1)***	***81.16***		***16:06:27.066***
6 -	56.347	31.673	1:28.020	**(3)**	80.94	0.245	16:07:55.086
7 -	56.602	31.829	1:28.431		80.56	0.656	16:09:23.517

P15 7 S David KORTEGAS

Kawasaki NINJA 400 -

IDEAL LAP TIME : 1:28.844 BEST LAP TIME : 1:29.370 DIFFERENCE : 0.526

LAP	SECTOR 1	SECTOR 2	LAP TIME		MPH	DIFF	TIME OF DAY
1 -		31.960	1:36.149		74.09	6.779	16:00:36.502
2 -	58.239	***31.439***	1:29.678	**(3)**	79.44	0.308	16:02:06.180
3 -	58.111	32.155	1:30.266		78.92	0.896	16:03:36.446
4 -	58.272	31.462	1:29.734		79.39	0.364	16:05:06.180
5 -	***57.405***	31.965	***1:29.370***	***(1)***	***79.72***		***16:06:35.550***
6 -	58.077	32.456	1:30.533		78.69	1.163	16:08:06.083
7 -	57.787	31.764	1:29.551	**(2)**	79.55	0.181	16:09:35.634

BMCRC - MRO Championships - Rnd 6 @ Donington Park National

ACU Team Green Junior Cup & Senior Ninjas | BMZRC 250 MZ

RACE 12 - SECTOR ANALYSIS

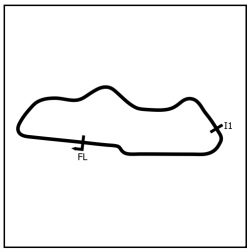

SECTOR 1 = FL to I1, SECTOR 2 = I1 to FL, DIFF = Difference To Personal Best Lap, P = Crossed Finish Line in Pit Lane, D = Time Disallowed

P16 54 S Ben SCOTT — Kawasaki NINJA 400 - GI Landscapes VampTech

IDEAL LAP TIME : 1:29.242 BEST LAP TIME : 1:29.446 DIFFERENCE : 0.204

LAP	SECTOR 1	SECTOR 2	LAP TIME	MPH	DIFF	TIME OF DAY
1 -		32.048	1:36.150	74.09	6.704	16:00:36.503
2 -	57.617	32.051	1:29.668 (2)	79.45	0.222	16:02:06.171
3 -	57.885	***32.000***	1:29.885 (3)	79.26	0.439	16:03:36.056
4 -	57.703	32.352	1:30.055	79.11	0.609	16:05:06.111
5 -	***57.242***	32.204	***1:29.446 (1)***	***79.65***		***16:06:35.557***
6 -	57.930	32.547	1:30.477	78.74	1.031	16:08:06.034
7 -	58.443	32.457	1:30.900	78.37	1.454	16:09:36.934

P17 53 J Lucas EGGINTON — Kawasaki NINJA 400 -

IDEAL LAP TIME : 1:29.582 BEST LAP TIME : 1:29.755 DIFFERENCE : 0.173

LAP	SECTOR 1	SECTOR 2	LAP TIME	MPH	DIFF	TIME OF DAY
1 -		***31.953***	1:35.466	74.62	5.711	16:00:35.819
2 -	***57.629***	32.126	***1:29.755 (1)***	***79.37***		***16:02:05.574***
3 -	58.157	32.493	1:30.650 (2)	78.59	0.895	16:03:36.224
4 -	58.702	32.343	1:31.045	78.25	1.290	16:05:07.269
5 -	58.472	32.563	1:31.035 (3)	78.26	1.280	16:06:38.304
6 -	58.783	32.939	1:31.722	77.67	1.967	16:08:10.026
7 -	59.134	32.870	1:32.004	77.43	2.249	16:09:42.030

P18 85 MZ Andrew WALES — MZ ETZ 250 - Show Control International

IDEAL LAP TIME : 1:27.279 BEST LAP TIME : 1:27.279 DIFFERENCE : 0.000

LAP	SECTOR 1	SECTOR 2	LAP TIME	MPH	DIFF	TIME OF DAY
1 -		32.092	1:58.812	59.96	31.533	16:00:59.165
2 -	57.041	31.459	1:28.500	80.50	1.221	16:02:27.665
3 -	56.411	31.924	1:28.335	80.65	1.056	16:03:56.000
4 -	56.342	31.704	1:28.046 (2)	80.91	0.767	16:05:24.046
5 -	***56.162***	***31.117***	***1:27.279 (1)***	***81.63***		***16:06:51.325***
6 -	57.414	31.710	1:29.124	79.94	1.845	16:08:20.449
7 -	56.611	31.528	1:28.139 (3)	80.83	0.860	16:09:48.588

P19 1 MZ Alexander MANN — MZ TS 250 - HS Racing

IDEAL LAP TIME : 1:27.201 BEST LAP TIME : 1:27.201 DIFFERENCE : 0.000

LAP	SECTOR 1	SECTOR 2	LAP TIME	MPH	DIFF	TIME OF DAY
1 -		31.780	1:58.822	59.96	31.621	16:00:59.175
2 -	56.821	31.761	1:28.582	80.42	1.381	16:02:27.757
3 -	56.546	31.697	1:28.243	80.73	1.042	16:03:56.000
4 -	56.497	31.591	1:28.088 (2)	80.88	0.887	16:05:24.088
5 -	***55.996***	***31.205***	***1:27.201 (1)***	***81.70***		***16:06:51.289***
6 -	57.609	31.609	1:29.218	79.85	2.017	16:08:20.507
7 -	56.657	31.521	1:28.178 (3)	80.79	0.977	16:09:48.685

P20 101 S Augustas GUJIS — Kawasaki NINJA -

IDEAL LAP TIME : 1:30.239 BEST LAP TIME : 1:30.239 DIFFERENCE : 0.000

LAP	SECTOR 1	SECTOR 2	LAP TIME	MPH	DIFF	TIME OF DAY
1 -		33.033	1:39.302	71.74	9.063	16:00:39.655
2 -	59.603	32.139	1:31.742 (3)	77.65	1.503	16:02:11.397
3 -	59.057	32.933	1:31.990	77.45	1.751	16:03:43.387
4 -	59.859	33.262	1:33.121	76.50	2.882	16:05:16.508
5 -	58.392	32.463	1:30.855 (2)	78.41	0.616	16:06:47.363
6 -	59.890	32.694	1:32.584	76.95	2.345	16:08:19.947
7 -	***58.229***	***32.010***	***1:30.239 (1)***	***78.95***		***16:09:50.186***

BMCRC - MRO Championships - Rnd 6 @ Donington Park National

ACU Team Green Junior Cup & Senior Ninjas | BMZRC 250 MZ

RACE 12 - SECTOR ANALYSIS

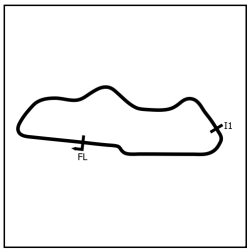

SECTOR 1 = FL to I1, SECTOR 2 = I1 to FL, DIFF = Difference To Personal Best Lap, P = Crossed Finish Line in Pit Lane, D = Time Disallowed

P21 77 S Ryan HAYBYRNE

Kawasaki NINJA 400 -

IDEAL LAP TIME : 1:30.941 BEST LAP TIME : 1:30.941 DIFFERENCE : 0.000

LAP	SECTOR 1	SECTOR 2	LAP TIME	MPH	DIFF	TIME OF DAY
1 -		33.189	1:38.362	72.43	7.421	16:00:38.715
2 -	59.243	32.721	1:31.964	77.47	1.023	16:02:10.679
3 -	1:00.031	33.419	1:33.450	76.24	2.509	16:03:44.129
4 -	59.551	33.195	1:32.746	76.81	1.805	16:05:16.875
5 -	59.252	32.381	1:31.633 (2)	77.75	0.692	16:06:48.508
6 -	59.188	32.663	1:31.851 (3)	77.56	0.910	16:08:20.359
7 -	***58.647***	***32.294***	***1:30.941 (1)***	***78.34***		***16:09:51.300***

P22 337 S Lee HORWOOD

Kawasaki NINJA 300 - Melman Electrical

IDEAL LAP TIME : 1:31.611 BEST LAP TIME : 1:31.611 DIFFERENCE : 0.000

LAP	SECTOR 1	SECTOR 2	LAP TIME	MPH	DIFF	TIME OF DAY
1 -		33.267	1:38.954	71.99	7.343	16:00:39.307
2 -	59.278	32.764	1:32.042 (2)	77.40	0.431	16:02:11.349
3 -	59.833	32.839	1:32.672 (3)	76.88	1.061	16:03:44.021
4 -	59.464	33.290	1:32.754	76.81	1.143	16:05:16.775
5 -	***58.882***	***32.729***	***1:31.611 (1)***	***77.77***		***16:06:48.386***
6 -	1:01.704	38.651	1:40.355	70.99	8.744	16:08:28.741
7 -	1:00.775	33.340	1:34.115	75.70	2.504	16:10:02.856

P23 96 MZ Chris KENT

MZ TS 250 -

IDEAL LAP TIME : 1:29.830 BEST LAP TIME : 1:30.271 DIFFERENCE : 0.441

LAP	SECTOR 1	SECTOR 2	LAP TIME	MPH	DIFF	TIME OF DAY
1 -		32.812	2:00.209	59.26	29.938	16:01:00.562
2 -	***57.666***	32.622	1:30.288 (2)	78.91	0.017	16:02:30.850
3 -	58.234	33.104	1:31.338	78.00	1.067	16:04:02.188
4 -	57.817	33.909	1:31.726	77.67	1.455	16:05:33.914
5 -	57.927	32.344	***1:30.271 (1)***	***78.92***		***16:07:04.185***
6 -	58.340	***32.164***	1:30.504 (3)	78.72	0.233	16:08:34.689
7 -	57.761	32.775	1:30.536	78.69	0.265	16:10:05.225

P24 13 MZ Gordon RYAN

MZ 250 - Prism Work Psychology

IDEAL LAP TIME : 1:29.824 BEST LAP TIME : 1:30.197 DIFFERENCE : 0.373

LAP	SECTOR 1	SECTOR 2	LAP TIME	MPH	DIFF	TIME OF DAY
1 -		***32.485***	2:00.511	59.11	30.314	16:01:00.864
2 -	***57.339***	32.858	***1:30.197 (1)***	***78.98***		***16:02:31.061***
3 -	57.846	33.757	1:31.603	77.77	1.406	16:04:02.664
4 -	57.601	33.857	1:31.458	77.90	1.261	16:05:34.122
5 -	57.421	32.872	1:30.293 (2)	78.90	0.096	16:07:04.415
6 -	57.369	32.930	1:30.299 (3)	78.90	0.102	16:08:34.714
7 -	57.705	33.116	1:30.821	78.44	0.624	16:10:05.535

P25 89 MZ James McCORMACK

MZ TS 250 -

IDEAL LAP TIME : 1:31.049 BEST LAP TIME : 1:31.160 DIFFERENCE : 0.111

LAP	SECTOR 1	SECTOR 2	LAP TIME	MPH	DIFF	TIME OF DAY
1 -		33.609	2:02.379	58.21	31.219	16:01:02.732
2 -	58.159	***33.001***	***1:31.160 (1)***	***78.15***		***16:02:33.892***
3 -	***58.048***	33.227	1:31.275 (2)	78.05	0.115	16:04:05.167
4 -	59.603	33.589	1:33.192	76.45	2.032	16:05:38.359
5 -	58.948	33.493	1:32.441	77.07	1.281	16:07:10.800
6 -	59.349	33.016	1:32.365 (3)	77.13	1.205	16:08:43.165

BMCRC - MRO Championships - Rnd 6 @ Donington Park National

ACU Team Green Junior Cup & Senior Ninjas | BMZRC 250 MZ

RACE 12 - SECTOR ANALYSIS

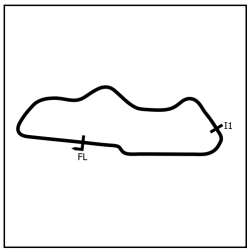

SECTOR 1 = FL to I1, SECTOR 2 = I1 to FL, DIFF = Difference To Personal Best Lap, P = Crossed Finish Line in Pit Lane, D = Time Disallowed

P26 176 MZ Oliver BOYETT — MZ ETZ 250 - Myself

IDEAL LAP TIME : 1:37.001 BEST LAP TIME : 1:37.001 DIFFERENCE : 0.000

LAP	SECTOR 1	SECTOR 2	LAP TIME		MPH	DIFF	TIME OF DAY
1 -		36.024	2:08.226		55.56	31.225	16:01:08.579
2 -	1:02.031	35.605	1:37.636	**(2)**	72.97	0.635	16:02:46.215
3 -	1:01.920	37.481	1:39.401		71.67	2.400	16:04:25.616
4 -	***1:01.541***	***35.460***	***1:37.001***	**(1)**	***73.44***		***16:06:02.617***
5 -	1:02.450	36.452	1:38.902		72.03	1.901	16:07:41.519
6 -	1:02.091	36.098	1:38.189	**(3)**	72.56	1.188	16:09:19.708

P27 94 MZ George SALTHOUSE — MZ 250 - Illuminate Design

IDEAL LAP TIME : 1:36.505 BEST LAP TIME : 1:36.655 DIFFERENCE : 0.150

LAP	SECTOR 1	SECTOR 2	LAP TIME		MPH	DIFF	TIME OF DAY
1 -		35.026	2:11.414		54.21	34.759	16:01:11.767
2 -	1:08.356	34.860	1:43.216		69.02	6.561	16:02:54.983
3 -	1:02.327	34.900	1:37.227	**(2)**	73.27	0.572	16:04:32.210
4 -	***1:01.743***	34.912	***1:36.655***	**(1)**	***73.71***		***16:06:08.865***
5 -	1:03.952	***34.762***	1:38.714		72.17	2.059	16:07:47.579
6 -	1:03.106	35.018	1:38.124	**(3)**	72.60	1.469	16:09:25.703

P28 125 J Isabelle WINGATE — Kawasaki NINJA 400 - NPS, Tripz.uk, PermaGroup, ARN Race

IDEAL LAP TIME : 1:23.347 BEST LAP TIME : 1:23.523 DIFFERENCE : 0.176

LAP	SECTOR 1	SECTOR 2	LAP TIME		MPH	DIFF	TIME OF DAY
1 -		30.148	1:28.863		80.17	5.340	16:00:29.216
2 -	53.638	***29.889***	1:23.527	**(2)**	85.29	0.004	16:01:52.743
3 -	***53.458***	30.065	***1:23.523***	**(1)**	***85.30***		***16:03:16.266***
4 -	53.819	30.947	1:24.766		84.05	1.243	16:04:41.032
5 -	53.592	30.274	1:23.866	**(3)**	84.95	0.343	16:06:04.898

P29 164 J George COWIE — Kawasaki NINJA 400 - Dad

IDEAL LAP TIME : BEST LAP TIME : DIFFERENCE :

LAP	SECTOR 1	SECTOR 2	LAP TIME	MPH	DIFF	TIME OF DAY
1 -						

BMCRC - MRO Championships - Rnd 6 @ Donington Park National

ACU Team Green Junior Cup & Senior Ninjas | BMZRC 250 MZ

RACE 12 - BEST SECTORS

	SECTOR 1		SECTOR 2	
POS	NO	TIME	NO	TIME
1	112	52.320	16	29.071
2	16	52.465	90	29.287
3	90	52.672	112	29.329
4	124	53.084	124	29.607
5	113	53.316	25	29.640
6	99	53.361	99	29.710
7	125	53.458	113	29.750
8	25	53.545	110	29.786
9	110	53.872	125	29.889
10	61	54.363	27	30.240
11	611	54.395	61	30.249
12	27	54.718	611	30.252
13	42	55.240	81	30.961
14	81	55.685	42	31.045
15	1	55.996	85	31.117
16	85	56.162	1	31.205
17	171	56.173	7	31.439
18	54	57.242	171	31.451
19	13	57.339	53	31.953
20	7	57.405	54	32.000
21	53	57.629	101	32.010
22	96	57.666	96	32.164
23	89	58.048	77	32.294
24	101	58.229	13	32.485
25	77	58.647	337	32.729
26	337	58.882	89	33.001
27	176	1:01.541	94	34.762
28	94	1:01.743	176	35.460
29				

IDEAL / BEST COMPARISON

PERFECT LAP 1:21.391

POS	NO	NAME	IDEAL	BEST	DIFF
1	16	KING	1:21.536	1:21.839	0.303
2	112	BRAY	1:21.649	1:21.649	0.000
3	90	BARRELL	1:21.959	1:22.103	0.144
4	124	BAKER	1:22.691	1:22.884	0.193
5	113	McCARTHY	1:23.066	1:23.224	0.158
6	99	ROUND	1:23.071	1:23.461	0.390
7	25	GLEESON	1:23.185	1:23.347	0.162
8	125	WINGATE	1:23.347	1:23.523	0.176
9	110	HARTLEY	1:23.658	1:23.658	0.000
10	61	EVETTS	1:24.612	1:24.982	0.370
11	611	BIRCHALL	1:24.647	1:24.647	0.000
12	27	GARROD	1:24.958	1:25.206	0.248
13	42	BAINBOROUGH	1:26.285	1:26.645	0.360
14	81	WILTON	1:26.646	1:26.702	0.056
15	1	MANN	1:27.201	1:27.201	0.000
16	85	WALES	1:27.279	1:27.279	0.000
17	171	LEES	1:27.624	1:27.775	0.151
18	7	KORTEGAS	1:28.844	1:29.370	0.526
19	54	SCOTT	1:29.242	1:29.446	0.204
20	53	EGGINTON	1:29.582	1:29.755	0.173
21	13	RYAN	1:29.824	1:30.197	0.373
22	96	KENT	1:29.830	1:30.271	0.441
23	101	GUJIS	1:30.239	1:30.239	0.000
24	77	HAYBYRNE	1:30.941	1:30.941	0.000
25	89	McCORMACK	1:31.049	1:31.160	0.111
26	337	HORWOOD	1:31.611	1:31.611	0.000
27	94	SALTHOUSE	1:36.505	1:36.655	0.150
28	176	BOYETT	1:37.001	1:37.001	0.000

Weather / Track : Bright / Dry

Donington Park National: 1.9790 miles
Date: 25/07/2026 Start: 15:59 Finish: 16:08

Results can be found at www.tsl-timing.com

Printed - 16:46 Saturday, 25 July 2026

BMCRC - MRO Championships - Rnd 6 @ Donington Park National

ACU Team Green Junior Cup & Senior Ninjas | BMZRC 250 MZ

RACE 12 - STATISTICS

Competitors Started	29
Planned Start	2026-07-25 @ 15:27:00.000
Actual Start	2026-07-25 @ 15:59:00.352
Finish Time	2026-07-25 @ 16:08:40.316
Track Length	1.9790mi.
Total Laps	191
Total Distance Covered	378.0018mi.

Session Fastest Lap History

NO	CL	NAME	LAP TIME	TIME OF DAY	LAP	VEHICLE
16	J	**Lucas KING**	**1:22.413**	16:01:48.439	2	Kawasaki NINJA 400
90	J	**Harry BARRELL**	**1:22.103**	16:01:48.559	2	Kawasaki NINJA 400
112	S	**Dan BRAY**	**1:21.649**	16:03:11.322	3	Kawasaki NINJA 400

Session Leader History

NO	CL	NAME	FROM LAP	LAPS LED	DISTANCE	VEHICLE
16	J	**Lucas KING**	1	4	7.87 miles	Kawasaki NINJA 400
112	S	**Dan BRAY**	5	1	1.97 miles	Kawasaki NINJA 400
16	J	**Lucas KING**	6	2	3.95 miles	Kawasaki NINJA 400

Flag History

TYPE	TIME OF DAY
GREEN	15:59:00.352
FINISH	16:08:40.316

Flag Statistics

TYPE	COUNT	TOTAL LAPS	TOTAL TIME
Green	1	7	12:04.921
Red	0	0	0.000
Safety Car	0	0	0.000
FCY	0	0	0.000

BMCRC - MRO Championships - Rnd 6 @ Donington Park National

ACU Team Green Junior Cup & Senior Ninjas | BMZRC 250 MZ

RACE 12 - STATISTICS

CLASS : J

16 Starters

Fastest Lap History

NO	NAME	LAP TIME	TIME OF DAY	LAP	VEHICLE
16	**Lucas KING**	**1:22.413**	16:01:48.439	2	Kawasaki NINJA 400
90	**Harry BARRELL**	**1:22.103**	16:01:48.559	2	Kawasaki NINJA 400
16	**Lucas KING**	**1:21.839**	16:08:40.317	7	Kawasaki NINJA 400

Leader History

NO	NAME	FROM LAP	LAPS LED	DISTANCE	VEHICLE
16	**Lucas KING**	1	7	13.81 miles	Kawasaki NINJA 400

BMCRC - MRO Championships - Rnd 6 @ Donington Park National

ACU Team Green Junior Cup & Senior Ninjas | BMZRC 250 MZ

RACE 12 - STATISTICS

CLASS : S

6 Starters

Fastest Lap History

NO	NAME	LAP TIME	TIME OF DAY	LAP	VEHICLE
112	**Dan BRAY**	**1:22.301**	16:01:49.673	2	Kawasaki NINJA 400
112	**Dan BRAY**	**1:21.649**	16:03:11.322	3	Kawasaki NINJA 400

Leader History

NO	NAME	FROM LAP	LAPS LED	DISTANCE	VEHICLE
112	**Dan BRAY**	1	7	13.81 miles	Kawasaki NINJA 400

BMCRC - MRO Championships - Rnd 6 @ Donington Park National

ACU Team Green Junior Cup & Senior Ninjas | BMZRC 250 MZ

RACE 12 - STATISTICS

CLASS : MZ

7 Starters

Fastest Lap History

NO	NAME	LAP TIME	TIME OF DAY	LAP	VEHICLE
85	**Andrew WALES**	**1:28.500**	16:02:27.665	2	MZ ETZ 250
85	**Andrew WALES**	**1:28.335**	16:03:56.000	3	MZ ETZ 250
1	**Alexander MANN**	**1:28.243**	16:03:56.000	3	MZ TS 250
85	**Andrew WALES**	**1:28.046**	16:05:24.046	4	MZ ETZ 250
1	**Alexander MANN**	**1:27.201**	16:06:51.289	5	MZ TS 250

Leader History

NO	NAME	FROM LAP	LAPS LED	DISTANCE	VEHICLE
85	**Andrew WALES**	1	4	7.87 miles	MZ ETZ 250
1	**Alexander MANN**	5	1	1.97 miles	MZ TS 250
85	**Andrew WALES**	6	2	3.95 miles	MZ ETZ 250

TEAM GREEN JUNIOR CUP | Kawasaki SENIOR NINJA SERIES | BMZRC 250 MZS

BMCRC - MRO Championships - Rnd 6 @ Donington Park National

ACU Team Green Junior Cup & Senior Ninjas | BMZRC 250 MZ

RACE 2 - GRID (10 Laps)

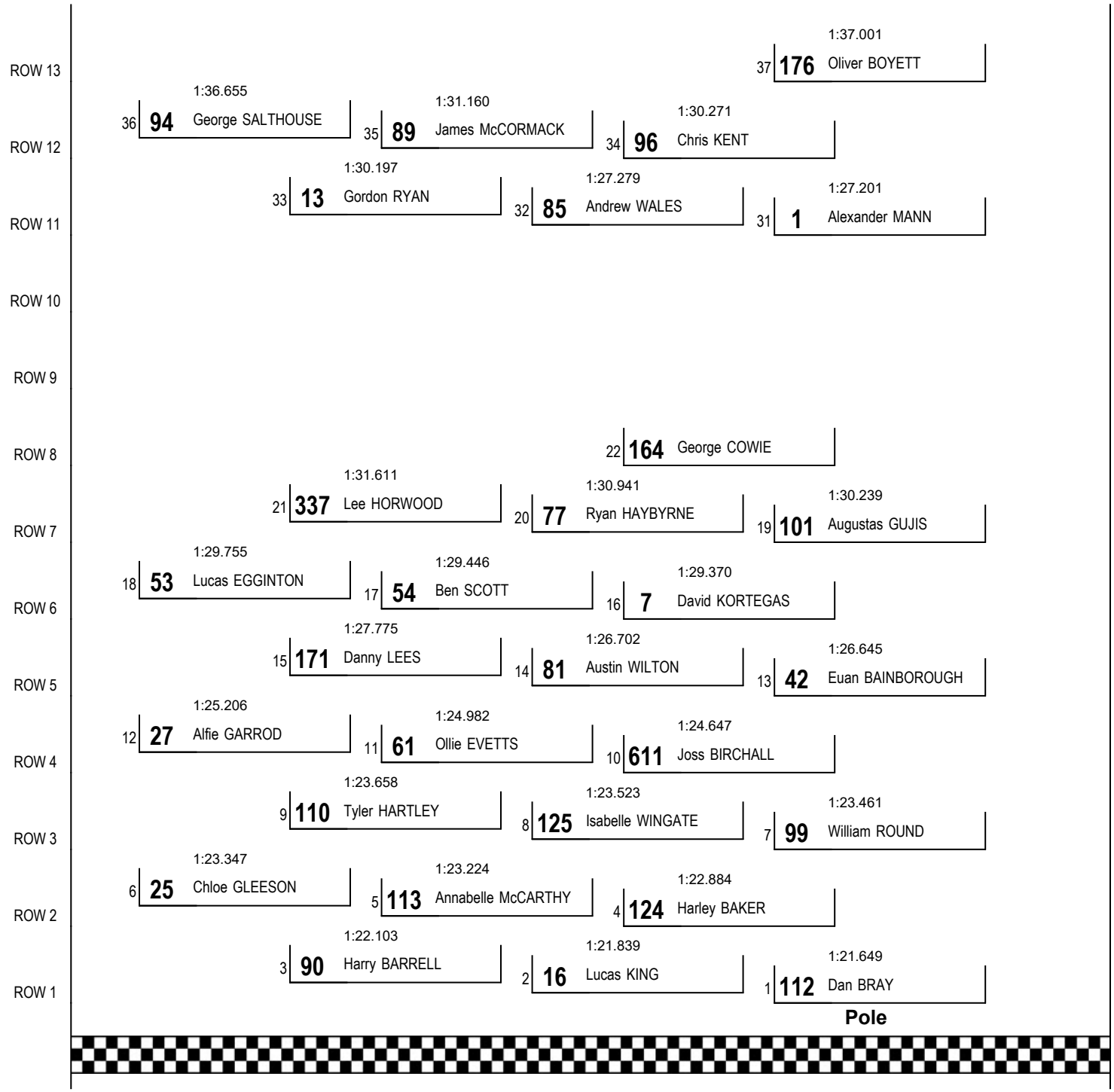

These results are provisional until the conclusion of any judicial and technical matters.

Donington Park National: 1.9790 miles

Clerk Of Course: Caroline Patterson / Andy Brown	Timekeeper: Richard Evans	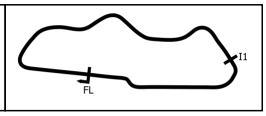

Results can be found at www.tsl-timing.com

Printed - 16:48 Saturday, 25 July 2026

BRITISH MOTOR CYCLE RACING CLUB | TSL SPORTS TIMING TIMING SOLUTIONS LTD | MOTORCYCLE RACING ORGANISATION MRO







BMCRC - MRO Championships - Rnd 6 @ Donington Park National

ACU Team Green Junior Cup & Senior Ninjas | BMZRC 250 MZ

RACE 2 - CLASSIFICATION

Race Distance: 6 Laps / 11.87 miles

POS	NO	CL	PIC	NAME	ENTRY	LAPS	TIME	GAP	DIFF	MPH	BEST	ON	GRD	↑↓
1	16	J	1	Lucas KING	Kawasaki NINJA 400 - NW racing/ cable house	6	8:20.962			85.05	1:22.556	4	2	1
2	90	J	2	Harry BARRELL	Kawasaki NINJA 400 - Cerakote UK	6	8:24.376	3.414	3.414	84.48	1:22.910	4	3	1
3	112	S	1	Dan BRAY	Kawasaki NINJA 400 -	6	8:25.476	4.514	1.100	84.29	1:23.249	5	1	-2
4	99	J	3	William ROUND	Kawasaki NINJA - Round Racing	6	8:33.777	12.815	8.301	82.93	1:24.364	4	7	3
5	110	J	4	Tyler HARTLEY	Kawasaki NINJA 400 - DWRacing	6	8:34.931	13.969	1.154	82.75	1:24.101	4	9	4
6	124	J	5	Harley BAKER	Kawasaki NINJA 400 - KGB Property Maintenance Services	6	8:34.959	13.997	0.028	82.74	1:24.641	4	4	-2
7	25	J	6	Chloe GLEESON	Kawasaki NINJA 400 - DriveLife / Sussex Independent Finan	6	8:35.590	14.628	0.631	82.64	1:24.406	4	6	-1
8	113	J	7	Annabelle McCARTHY	Kawasaki NINJA 400 -	6	8:36.693	15.731	1.103	82.46	1:24.075	4	5	-3
9	164	J	8	George COWIE	Kawasaki NINJA 400 - Dad	6	8:40.318	19.356	3.625	81.89	1:24.829	6		
10	61	J	9	Ollie EVETTS	Kawasaki NINJA 400 - C E Vehicle Repairs Ltd	6	8:46.529	25.567	6.211	80.92	1:26.697	2	11	1
11	27	J	10	Alfie GARROD	Kawasaki NINJA 400 - ATP Motorsport	6	8:51.459	30.497	4.930	80.17				
12	42	J	11	Euan BAINBOROUGH	Kawasaki NINJA 300 -	6	9:06.252	45.290	14.793	78.00	1:30.158	5	12	0
13	81	J	12	Austin WILTON	Kawasaki NINJA 400 - MAC	6	9:11.477	50.515	5.225	77.26	1:29.969	4	13	0
14	53	J	13	Lucas EGGINTON	Kawasaki NINJA 400 -	6	9:12.028	51.066	0.551	77.19	1:29.956	5	17	3
15	54	S	2	Ben SCOTT	Kawasaki NINJA 400 - GI Landscapes VampTech	6	9:18.159	57.197	6.131	76.34	1:31.248	4	16	1
16	101	S	3	Augustas GUJIS	Kawasaki NINJA -	6	9:18.348	57.386	0.189	76.31	1:29.664	6	18	2
17	77	S	4	Ryan HAYBYRNE	Kawasaki NINJA 400 -	6	9:22.895	1:01.933	4.547	75.70	1:31.689	4	19	2
18	337	S	5	Lee HORWOOD	Kawasaki NINJA 300 - Melman Electrical	6	9:24.132	1:03.170	1.237	75.53	1:31.730	4	20	2
19	1	MZ	1	Alexander MANN	MZ TS 250 - HS Racing	6	9:29.719	1:08.757	5.587	74.79	1:28.443	6	21	2
20	85	MZ	2	Andrew WALES	MZ ETZ 250 - Show Control International	6	9:29.738	1:08.776	0.019	74.79	1:28.460	6	22	2
21	171	J	14	Danny LEES	Kawasaki NINJA 400 - Capital Group Ltd / Capital Spray Lab	6	9:38.008	1:17.046	8.270	73.72	1:31.780	4	14	-7
22	96	MZ	3	Chris KENT	MZ TS 250 -	6	9:40.093	1:19.131	2.085	73.45	1:30.236	2	24	2
23	13	MZ	4	Gordon RYAN	MZ 250 - Prism Work Psychology	6	9:40.242	1:19.280	0.149	73.43	1:30.317	4	23	0
24	89	MZ	5	James McCORMACK	MZ TS 250 -	6	9:49.794	1:28.832	9.552	72.24	1:30.922	2	25	1
25	94	MZ	6	George SALTHOUSE	MZ 250 - Illuminate Design	5	8:39.239	1 Lap	1 Lap	68.34	1:35.832	5	26	1
					NOT CLASSIFIED									
DNF	176	MZ		Oliver BOYETT	MZ ETZ 250 - Myself	1	2:13.742	5 Laps	4 Laps	52.25			27	
					NOT STARTED									
NS	125	J		Isabelle WINGATE	Kawasaki NINJA 400 - NPS, Tripz.uk, PermaGroup, ARN Ra								8	
NS	611	J		Joss BIRCHALL	Kawasaki NINJA 400 -								10	
NS	7	S		David KORTEGAS	Kawasaki NINJA 400 -								15	

FASTEST LAP

16	J	Lucas KING	Kawasaki NINJA 400 - NW racing/ cable house	4	1:22.556	86.30 mph	138.88 kph
112	S	Dan BRAY	Kawasaki NINJA 400 -	5	1:23.249	85.58 mph	137.73 kph
1	MZ	Alexander MANN	MZ TS 250 - HS Racing	6	1:28.443	80.55 mph	129.64 kph

#127 - Still no working transponder.
Class J - 92.5% of Race Speed = 78.67 mph
Class S - 92.5% of Race Speed = 77.96 mph
Class MZ - 92.5% of Race Speed = 69.18 mph

Weather / Track : Bright / Dry
These results are provisional until the conclusion of any judicial and technical matters.

Date: 26/07/2026 Start: 10:24 Finish: 10:32
Donington Park National: 1.9790 miles

Clerk Of Course: Caroline Patterson / Andy Brown	Timekeeper: Richard Evans	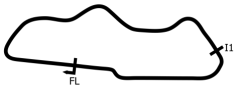

Results can be found at www.tsl-timing.com

Printed - 10:36 Sunday, 26 July 2026







BMCRC - MRO Championships - Rnd 6 @ Donington Park National

ACU Team Green Junior Cup & Senior Ninjas | BMZRC 250 MZ

RACE 2 - LAP CHART

LAP 1 @ 10:25:36.959

NO	BEHIND	LAP TIME
16		1:26.492
90	0.128	1:26.620
112	0.920	1:27.412
99	2.280	1:28.772
113	2.734	1:29.226
124	3.259	1:29.751
25	3.506	1:29.998
110	3.940	1:30.432
61	4.163	1:30.655
164	6.019	1:32.511
42	6.725	1:33.217
81	10.757	1:37.249
171	11.117	1:37.609
53	11.226	1:37.718
54	11.792	1:38.284
101	12.905	1:39.397
77	13.185	1:39.677
337	13.325	1:39.817
85	37.923	2:04.415
1	38.228	2:04.720
13	39.091	2:05.583
96	39.342	2:05.834
89	40.468	2:06.960
94	47.118	2:13.610
176	47.250	2:13.742

LAP 2 @ 10:27:00.208

NO	BEHIND	LAP TIME
16		1:23.249
90	0.172	1:23.293
112	1.436	1:23.765
99	4.033	1:25.002
113	5.206	1:25.721
124	5.272	1:25.262
110	5.786	1:25.095
25	5.918	1:25.661
61	7.611	1:26.697
164	9.241	1:26.471
42	13.791	1:30.315
81	19.417	1:31.909
53	19.476	1:31.499
54	20.311	1:31.768
171	21.788	1:33.920
101	22.507	1:32.851
337	23.705	1:33.629
77	23.807	1:33.871
85	43.745	1:29.071
1	43.968	1:28.989
96	46.329	1:30.236
13	46.357	1:30.515
89	48.141	1:30.922
94	1:00.748	1:36.879

LAP 3 @ 10:28:23.484

NO	BEHIND	LAP TIME
16		1:23.276
90	0.439	1:23.543
112	1.943	1:23.783
99	5.917	1:25.160
113	6.693	1:24.763
124	7.301	1:25.305
110	7.849	1:25.339
25	8.123	1:25.481
164	11.550	1:25.585
61	11.778	1:27.443
42	22.183	1:31.668
53	27.781	1:31.581
81	27.930	1:31.789
54	29.093	1:32.058
171	32.027	1:33.515
101	33.195	1:33.964
337	33.740	1:33.311
77	34.009	1:33.478
85	50.325	1:29.856
1	50.381	1:29.689
96	54.668	1:31.615
13	54.733	1:31.652
89	57.531	1:32.666
94	1:14.188	1:36.716

LAP 4 @ 10:29:46.040

NO	BEHIND	LAP TIME
16		1:22.556
90	0.793	1:22.910
112	3.065	1:23.678
99	7.725	1:24.364
113	8.212	1:24.075
124	9.386	1:24.641
110	9.394	1:24.101
25	9.973	1:24.406
164	14.271	1:25.277
61	16.088	1:26.866
42	30.161	1:30.534
81	35.343	1:29.969
53	35.791	1:30.566
54	37.785	1:31.248
171	41.251	1:31.780
101	41.527	1:30.888
337	42.914	1:31.730
77	43.142	1:31.689
85	56.283	1:28.514
1	56.350	1:28.525
13	1:02.494	1:30.317
96	1:02.917	1:30.805
89	1:08.306	1:33.331

LAP 5 @ 10:31:08.787

NO	BEHIND	LAP TIME
16		1:22.747
90	1.876	1:23.830
112	3.567	1:23.249
94	1 Lap	1:36.202
99	9.765	1:24.787
124	11.500	1:24.861
110	11.833	1:25.186
25	12.380	1:25.154
113	13.890	1:28.425
164	17.169	1:25.645
61	20.807	1:27.466
42	37.572	1:30.158
53	43.000	1:29.956
81	43.138	1:30.542
54	47.722	1:32.684
101	50.364	1:31.584
77	52.798	1:32.403
337	54.058	1:33.891
1	1:02.956	1:29.353
85	1:02.958	1:29.422
171	1:05.280	1:46.776
13	1:11.184	1:31.437
96	1:11.193	1:31.023
89	1:18.669	1:33.110

LAP 6 @ 10:32:31.429

NO	BEHIND	LAP TIME
16		1:22.642
90	3.414	1:24.180
112	4.514	1:23.589
99	12.815	1:25.692
110	13.969	1:24.778
124	13.997	1:25.139
25	14.628	1:24.890
113	15.731	1:24.483
94	1 Lap	1:35.832
164	19.356	1:24.829
61	25.567	1:27.402
42	45.290	1:30.360
81	50.515	1:30.019
53	51.066	1:30.708
54	57.197	1:32.117
101	57.386	1:29.664
77	1:01.933	1:31.777
337	1:03.170	1:31.754
1	1:08.757	1:28.443
85	1:08.776	1:28.460
171	1:17.046	1:34.408
96	1:19.131	1:30.580
13	1:19.280	1:30.738
89	1:28.832	1:32.805

Weather / Track : Bright / Dry

Donington Park National: 1.9790 miles
Date: 26/07/2026 Start: 10:24 Finish: 10:32

Results can be found at www.tsl-timing.com

Printed - 10:38 Sunday, 26 July 2026

BMCRC - MRO Championships - Rnd 6 @ Donington Park National

ACU Team Green Junior Cup & Senior Ninjas | BMZRC 250 MZ

RACE 2 - POSITION CHART

No	Name	Lap Pos	1	2	3	4	5	6
112	BRAY	1	16	16	16	16	16	16
16	KING	2	90	90	90	90	90	90
90	BARRELL	3	112	112	112	112	112	112
124	BAKER	4	99	99	99	99	99	99
113	McCARTHY	5	113	113	113	113	124	110
25	GLEESON	6	124	124	124	124	110	124
99	ROUND	7	25	110	110	110	25	25
125	WINGATE	8	110	25	25	25	113	113
110	HARTLEY	9	61	61	164	164	164	164
611	BIRCHALL	10	164	164	61	61	61	61
61	EVETTS	11	42	42	42	42	42	42
42	BAINBOROUGH	12	81	81	53	81	53	81
81	WILTON	13	171	53	81	53	81	53
171	LEES	14	53	54	54	54	54	54
7	KORTEGAS	15	54	171	171	171	101	101
54	SCOTT	16	101	101	101	101	77	77
53	EGGINTON	17	77	337	337	337	337	337
101	GUJIS	18	337	77	77	77	1	1
77	HAYBYRNE	19	85	85	85	85	85	85
337	HORWOOD	20	1	1	1	1	171	171
1	MANN	21	13	96	96	13	13	96
85	WALES	22	96	13	13	96	96	13
13	RYAN	23	89	89	89	89	89	89
96	KENT	24	94	94	94	94	94	
89	McCORMACK	25	176					
94	SALTHOUSE	26						
176	BOYETT	27						
164	COWIE	28						

Weather / Track : Bright / Dry

Donington Park National: 1.9790 miles
Date: 26/07/2026 Start: 10:24 Finish: 10:32

Results can be found at www.tsl-timing.com

Printed - 10:39 Sunday, 26 July 2026

BMCRC - MRO Championships - Rnd 6 @ Donington Park National

ACU Team Green Junior Cup & Senior Ninjas | BMZRC 250 MZ

RACE 2 - SECTOR ANALYSIS

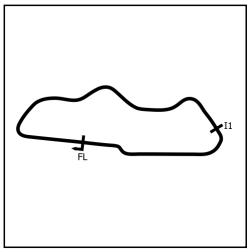

SECTOR 1 = FL to I1, SECTOR 2 = I1 to FL, DIFF = Difference To Personal Best Lap, P = Crossed Finish Line in Pit Lane, D = Time Disallowed

P1 16 J Lucas KING — Kawasaki NINJA 400 - NW racing/ cable house

IDEAL LAP TIME : 1:22.153 BEST LAP TIME : 1:22.556 DIFFERENCE : 0.403

LAP	SECTOR 1	SECTOR 2	LAP TIME	MPH	DIFF	TIME OF DAY
1 -		30.250	1:26.492	82.37	3.936	10:25:36.959
2 -	53.193	30.056	1:23.249	85.58	0.693	10:27:00.208
3 -	53.543	29.733	1:23.276	85.55	0.720	10:28:23.484
4 -	***52.575***	29.981	***1:22.556*** ***(1)***	***86.30***		***10:29:46.040***
5 -	53.169	***29.578***	1:22.747 **(3)**	86.10	0.191	10:31:08.787
6 -	52.880	29.762	1:22.642 **(2)**	86.21	0.086	10:32:31.429

P2 90 J Harry BARRELL — Kawasaki NINJA 400 - Cerakote UK

IDEAL LAP TIME : 1:22.910 BEST LAP TIME : 1:22.910 DIFFERENCE : 0.000

LAP	SECTOR 1	SECTOR 2	LAP TIME	MPH	DIFF	TIME OF DAY
1 -		30.067	1:26.620	82.25	3.710	10:25:37.087
2 -	53.340	29.953	1:23.293 **(2)**	85.53	0.383	10:27:00.380
3 -	53.691	29.852	1:23.543 **(3)**	85.28	0.633	10:28:23.923
4 -	***53.063***	***29.847***	***1:22.910*** ***(1)***	***85.93***		***10:29:46.833***
5 -	53.278	30.552	1:23.830	84.98	0.920	10:31:10.663
6 -	53.874	30.306	1:24.180	84.63	1.270	10:32:34.843

P3 112 S Dan BRAY — Kawasaki NINJA 400 -

IDEAL LAP TIME : 1:23.249 BEST LAP TIME : 1:23.249 DIFFERENCE : 0.000

LAP	SECTOR 1	SECTOR 2	LAP TIME	MPH	DIFF	TIME OF DAY
1 -		30.470	1:27.412	81.50	4.163	10:25:37.879
2 -	53.338	30.427	1:23.765	85.05	0.516	10:27:01.644
3 -	53.588	30.195	1:23.783	85.03	0.534	10:28:25.427
4 -	53.348	30.330	1:23.678 **(3)**	85.14	0.429	10:29:49.105
5 -	***53.222***	***30.027***	***1:23.249*** ***(1)***	***85.58***		***10:31:12.354***
6 -	53.519	30.070	1:23.589 **(2)**	85.23	0.340	10:32:35.943

P4 99 J William ROUND — Kawasaki NINJA - Round Racing

IDEAL LAP TIME : 1:24.360 BEST LAP TIME : 1:24.364 DIFFERENCE : 0.004

LAP	SECTOR 1	SECTOR 2	LAP TIME	MPH	DIFF	TIME OF DAY
1 -		30.529	1:28.772	80.25	4.408	10:25:39.239
2 -	54.230	30.772	1:25.002 **(3)**	83.81	0.638	10:27:04.241
3 -	54.666	***30.494***	1:25.160	83.66	0.796	10:28:29.401
4 -	***53.866***	30.498	***1:24.364*** ***(1)***	***84.45***		***10:29:53.765***
5 -	54.155	30.632	1:24.787 **(2)**	84.02	0.423	10:31:18.552
6 -	54.192	31.500	1:25.692	83.14	1.328	10:32:44.244

P5 110 J Tyler HARTLEY — Kawasaki NINJA 400 - DWRacing

IDEAL LAP TIME : 1:24.101 BEST LAP TIME : 1:24.101 DIFFERENCE : 0.000

LAP	SECTOR 1	SECTOR 2	LAP TIME	MPH	DIFF	TIME OF DAY
1 -		30.505	1:30.432	78.78	6.331	10:25:40.899
2 -	54.444	30.651	1:25.095 **(3)**	83.72	0.994	10:27:05.994
3 -	54.928	30.411	1:25.339	83.48	1.238	10:28:31.333
4 -	***53.984***	***30.117***	***1:24.101*** ***(1)***	***84.71***		***10:29:55.434***
5 -	54.455	30.731	1:25.186	83.63	1.085	10:31:20.620
6 -	54.428	30.350	1:24.778 **(2)**	84.03	0.677	10:32:45.398

P6 124 J Harley BAKER — Kawasaki NINJA 400 - KGB Property Maintenance Services Ltd

IDEAL LAP TIME : 1:24.514 BEST LAP TIME : 1:24.641 DIFFERENCE : 0.127

LAP	SECTOR 1	SECTOR 2	LAP TIME	MPH	DIFF	TIME OF DAY
1 -		30.759	1:29.751	79.38	5.110	10:25:40.218
2 -	54.517	30.745	1:25.262	83.56	0.621	10:27:05.480
3 -	54.739	30.566	1:25.305	83.51	0.664	10:28:30.785
4 -	***54.018***	30.623	***1:24.641*** ***(1)***	***84.17***		***10:29:55.426***
5 -	54.255	30.606	1:24.861 **(2)**	83.95	0.220	10:31:20.287
6 -	54.643	***30.496***	1:25.139 **(3)**	83.68	0.498	10:32:45.426

Weather / Track : Bright / Dry

Donington Park National: 1.9790 miles
Date: 26/07/2026 Start: 10:24 Finish: 10:32

BMCRC - MRO Championships - Rnd 6 @ Donington Park National

ACU Team Green Junior Cup & Senior Ninjas | BMZRC 250 MZ

RACE 2 - SECTOR ANALYSIS

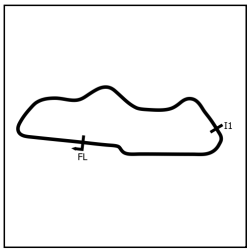

SECTOR 1 = FL to I1, SECTOR 2 = I1 to FL, DIFF = Difference To Personal Best Lap, P = Crossed Finish Line in Pit Lane, D = Time Disallowed

P7 25 J Chloe GLEESON

Kawasaki NINJA 400 - DriveLife / Sussex Independent Financial

IDEAL LAP TIME : 1:24.406 BEST LAP TIME : 1:24.406 DIFFERENCE : 0.000

LAP	SECTOR 1	SECTOR 2	LAP TIME	MPH	DIFF	TIME OF DAY
1 -		30.692	1:29.998	79.16	5.592	10:25:40.465
2 -	54.565	31.096	1:25.661	83.17	1.255	10:27:06.126
3 -	55.116	30.365	1:25.481	83.34	1.075	10:28:31.607
4 -	***54.125***	***30.281***	***1:24.406*** **(1)**	***84.40***		***10:29:56.013***
5 -	54.443	30.711	1:25.154 **(3)**	83.66	0.748	10:31:21.167
6 -	54.394	30.496	1:24.890 **(2)**	83.92	0.484	10:32:46.057

P8 113 J Annabelle McCARTHY

Kawasaki NINJA 400 -

IDEAL LAP TIME : 1:24.030 BEST LAP TIME : 1:24.075 DIFFERENCE : 0.045

LAP	SECTOR 1	SECTOR 2	LAP TIME	MPH	DIFF	TIME OF DAY
1 -		30.717	1:29.226	79.84	5.151	10:25:39.693
2 -	54.804	30.917	1:25.721	83.11	1.646	10:27:05.414
3 -	54.425	30.338	1:24.763 **(3)**	84.05	0.688	10:28:30.177
4 -	53.739	***30.336***	***1:24.075*** **(1)**	***84.74***		***10:29:54.252***
5 -	***53.694***	34.731	1:28.425	80.57	4.350	10:31:22.677
6 -	54.075	30.408	1:24.483 **(2)**	84.33	0.408	10:32:47.160

P9 164 J George COWIE

Kawasaki NINJA 400 - Dad

IDEAL LAP TIME : 1:24.829 BEST LAP TIME : 1:24.829 DIFFERENCE : 0.000

LAP	SECTOR 1	SECTOR 2	LAP TIME	MPH	DIFF	TIME OF DAY
1 -		30.918	1:32.511	77.01	7.682	10:25:42.978
2 -	55.272	31.199	1:26.471	82.39	1.642	10:27:09.449
3 -	54.887	30.698	1:25.585 **(3)**	83.24	0.756	10:28:35.034
4 -	54.424	30.853	1:25.277 **(2)**	83.54	0.448	10:30:00.311
5 -	54.663	30.982	1:25.645	83.18	0.816	10:31:25.956
6 -	***54.157***	***30.672***	***1:24.829*** **(1)**	***83.98***		***10:32:50.785***

P10 61 J Ollie EVETTS

Kawasaki NINJA 400 - C E Vehicle Repairs Ltd

IDEAL LAP TIME : 1:26.002 BEST LAP TIME : 1:26.697 DIFFERENCE : 0.695

LAP	SECTOR 1	SECTOR 2	LAP TIME	MPH	DIFF	TIME OF DAY
1 -		***30.938***	1:30.655	78.59	3.958	10:25:41.122
2 -	***55.064***	31.633	***1:26.697*** **(1)**	***82.17***		***10:27:07.819***
3 -	56.108	31.335	1:27.443	81.47	0.746	10:28:35.262
4 -	55.175	31.691	1:26.866 **(2)**	82.01	0.169	10:30:02.128
5 -	55.830	31.636	1:27.466	81.45	0.769	10:31:29.594
6 -	55.748	31.654	1:27.402 **(3)**	81.51	0.705	10:32:56.996

P12 42 J Euan BAINBOROUGH

Kawasaki NINJA 300 -

IDEAL LAP TIME : 1:29.031 BEST LAP TIME : 1:30.158 DIFFERENCE : 1.127

LAP	SECTOR 1	SECTOR 2	LAP TIME	MPH	DIFF	TIME OF DAY
1 -		***32.036***	1:33.217	76.43	3.059	10:25:43.684
2 -	***56.995***	33.320	1:30.315 **(2)**	78.88	0.157	10:27:13.999
3 -	58.911	32.757	1:31.668	77.72	1.510	10:28:45.667
4 -	57.844	32.690	1:30.534	78.69	0.376	10:30:16.201
5 -	57.529	32.629	***1:30.158*** **(1)**	***79.02***		***10:31:46.359***
6 -	57.251	33.109	1:30.360 **(3)**	78.84	0.202	10:33:16.719

P13 81 J Austin WILTON

Kawasaki NINJA 400 - MAC

IDEAL LAP TIME : 1:29.903 BEST LAP TIME : 1:29.969 DIFFERENCE : 0.066

LAP	SECTOR 1	SECTOR 2	LAP TIME	MPH	DIFF	TIME OF DAY
1 -		32.880	1:37.249	73.26	7.280	10:25:47.716
2 -	58.779	33.130	1:31.909	77.51	1.940	10:27:19.625
3 -	58.864	32.925	1:31.789	77.61	1.820	10:28:51.414
4 -	57.689	***32.280***	***1:29.969*** **(1)**	***79.18***		***10:30:21.383***
5 -	57.870	32.672	1:30.542 **(3)**	78.68	0.573	10:31:51.925
6 -	***57.623***	32.396	1:30.019 **(2)**	79.14	0.050	10:33:21.944

BMCRC - MRO Championships - Rnd 6 @ Donington Park National

ACU Team Green Junior Cup & Senior Ninjas | BMZRC 250 MZ

RACE 2 - SECTOR ANALYSIS

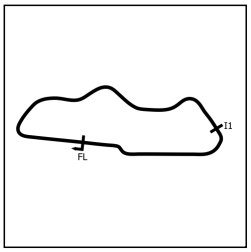

SECTOR 1 = FL to I1, SECTOR 2 = I1 to FL, DIFF = Difference To Personal Best Lap, P = Crossed Finish Line in Pit Lane, D = Time Disallowed

P14 53 J Lucas EGGINTON — Kawasaki NINJA 400 -

IDEAL LAP TIME : 1:29.736 BEST LAP TIME : 1:29.956 DIFFERENCE : 0.220

LAP	SECTOR 1	SECTOR 2	LAP TIME	MPH	DIFF	TIME OF DAY
1 -		33.162	1:37.718	72.91	7.762	10:25:48.185
2 -	58.660	32.839	1:31.499	77.86	1.543	10:27:19.684
3 -	59.265	32.316	1:31.581	77.79	1.625	10:28:51.265
4 -	58.571	***31.995***	1:30.566 **(2)**	78.66	0.610	10:30:21.831
5 -	***57.741***	32.215	***1:29.956*** **(1)**	***79.20***		***10:31:51.787***
6 -	57.988	32.720	1:30.708 **(3)**	78.54	0.752	10:33:22.495

P15 54 S Ben SCOTT — Kawasaki NINJA 400 - GI Landscapes VampTech

IDEAL LAP TIME : 1:31.248 BEST LAP TIME : 1:31.248 DIFFERENCE : 0.000

LAP	SECTOR 1	SECTOR 2	LAP TIME	MPH	DIFF	TIME OF DAY
1 -		33.150	1:38.284	72.49	7.036	10:25:48.751
2 -	58.735	33.033	1:31.768 **(2)**	77.63	0.520	10:27:20.519
3 -	59.122	32.936	1:32.058 **(3)**	77.39	0.810	10:28:52.577
4 -	***58.460***	***32.788***	***1:31.248*** **(1)**	***78.07***		***10:30:23.825***
5 -	59.435	33.249	1:32.684	76.87	1.436	10:31:56.509
6 -	59.027	33.090	1:32.117	77.34	0.869	10:33:28.626

P16 101 S Augustas GUJIS — Kawasaki NINJA -

IDEAL LAP TIME : 1:29.664 BEST LAP TIME : 1:29.664 DIFFERENCE : 0.000

LAP	SECTOR 1	SECTOR 2	LAP TIME	MPH	DIFF	TIME OF DAY
1 -		32.813	1:39.397	71.67	9.733	10:25:49.864
2 -	59.889	32.962	1:32.851	76.73	3.187	10:27:22.715
3 -	1:01.187	32.777	1:33.964	75.82	4.300	10:28:56.679
4 -	58.485	32.403	1:30.888 **(2)**	78.38	1.224	10:30:27.567
5 -	59.064	32.520	1:31.584 **(3)**	77.79	1.920	10:31:59.151
6 -	***57.415***	***32.249***	***1:29.664*** **(1)**	***79.45***		***10:33:28.815***

P17 77 S Ryan HAYBYRNE — Kawasaki NINJA 400 -

IDEAL LAP TIME : 1:31.605 BEST LAP TIME : 1:31.689 DIFFERENCE : 0.084

LAP	SECTOR 1	SECTOR 2	LAP TIME	MPH	DIFF	TIME OF DAY
1 -		33.680	1:39.677	71.47	7.988	10:25:50.144
2 -	1:00.068	33.803	1:33.871	75.89	2.182	10:27:24.015
3 -	1:00.261	33.217	1:33.478	76.21	1.789	10:28:57.493
4 -	59.080	***32.609***	***1:31.689*** **(1)**	***77.70***		***10:30:29.182***
5 -	59.166	33.237	1:32.403 **(3)**	77.10	0.714	10:32:01.585
6 -	***58.996***	32.781	1:31.777 **(2)**	77.62	0.088	10:33:33.362

P18 337 S Lee HORWOOD — Kawasaki NINJA 300 - Melman Electrical

IDEAL LAP TIME : 1:31.618 BEST LAP TIME : 1:31.730 DIFFERENCE : 0.112

LAP	SECTOR 1	SECTOR 2	LAP TIME	MPH	DIFF	TIME OF DAY
1 -		33.626	1:39.817	71.37	8.087	10:25:50.284
2 -	59.524	34.105	1:33.629	76.09	1.899	10:27:23.913
3 -	59.634	33.677	1:33.311 **(3)**	76.35	1.581	10:28:57.224
4 -	***58.672***	33.058	***1:31.730*** **(1)**	***77.66***		***10:30:28.954***
5 -	1:00.612	33.279	1:33.891	75.88	2.161	10:32:02.845
6 -	58.808	***32.946***	1:31.754 **(2)**	77.64	0.024	10:33:34.599

P19 1 MZ Alexander MANN — MZ TS 250 - HS Racing

IDEAL LAP TIME : 1:28.233 BEST LAP TIME : 1:28.443 DIFFERENCE : 0.210

LAP	SECTOR 1	SECTOR 2	LAP TIME	MPH	DIFF	TIME OF DAY
1 -		32.201	2:04.720	57.12	36.277	10:26:15.187
2 -	56.904	32.085	1:28.989 **(3)**	80.06	0.546	10:27:44.176
3 -	57.009	32.680	1:29.689	79.43	1.246	10:29:13.865
4 -	***56.778***	31.747	1:28.525 **(2)**	80.48	0.082	10:30:42.390
5 -	57.419	31.934	1:29.353	79.73	0.910	10:32:11.743
6 -	56.988	***31.455***	***1:28.443*** **(1)**	***80.55***		***10:33:40.186***

Weather / Track : Bright / Dry

Donington Park National: 1.9790 miles
Date: 26/07/2026 Start: 10:24 Finish: 10:32

BMCRC - MRO Championships - Rnd 6 @ Donington Park National

ACU Team Green Junior Cup & Senior Ninjas | BMZRC 250 MZ

RACE 2 - SECTOR ANALYSIS

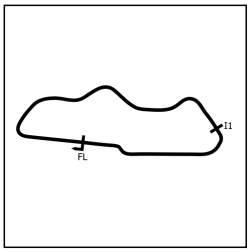

SECTOR 1 = FL to I1, SECTOR 2 = I1 to FL, DIFF = Difference To Personal Best Lap, P = Crossed Finish Line in Pit Lane, D = Time Disallowed

P20 85 MZ Andrew WALES

MZ ETZ 250 - Show Control International

IDEAL LAP TIME : 1:28.175 BEST LAP TIME : 1:28.460 DIFFERENCE : 0.285

LAP	SECTOR 1	SECTOR 2	LAP TIME		MPH	DIFF	TIME OF DAY
1 -		31.697	2:04.415		57.26	35.955	10:26:14.882
2 -	57.083	31.988	1:29.071	(3)	79.98	0.611	10:27:43.953
3 -	57.104	32.752	1:29.856		79.28	1.396	10:29:13.809
4 -	57.044	***31.470***	1:28.514	(2)	80.49	0.054	10:30:42.323
5 -	57.373	32.049	1:29.422		79.67	0.962	10:32:11.745
6 -	***56.705***	31.755	***1:28.460***	**(1)**	***80.54***		***10:33:40.205***

P21 171 J Danny LEES

Kawasaki NINJA 400 - Capital Group Ltd / Capital Spray Labds

IDEAL LAP TIME : 1:31.780 BEST LAP TIME : 1:31.780 DIFFERENCE : 0.000

LAP	SECTOR 1	SECTOR 2	LAP TIME		MPH	DIFF	TIME OF DAY
1 -		33.307	1:37.609		72.99	5.829	10:25:48.076
2 -	1:00.503	33.417	1:33.920	(3)	75.85	2.140	10:27:21.996
3 -	59.793	33.722	1:33.515	(2)	76.18	1.735	10:28:55.511
4 -	***59.071***	***32.709***	***1:31.780***	**(1)**	***77.62***		***10:30:27.291***
5 -	1:12.696	34.080	1:46.776		66.72	14.996	10:32:14.067
6 -	1:00.590	33.818	1:34.408		75.46	2.628	10:33:48.475

P22 96 MZ Chris KENT

MZ TS 250 -

IDEAL LAP TIME : 1:29.740 BEST LAP TIME : 1:30.236 DIFFERENCE : 0.496

LAP	SECTOR 1	SECTOR 2	LAP TIME		MPH	DIFF	TIME OF DAY
1 -		***32.221***	2:05.834		56.61	35.598	10:26:16.301
2 -	***57.519***	32.717	***1:30.236***	**(1)**	***78.95***		***10:27:46.537***
3 -	58.516	33.099	1:31.615		77.76	1.379	10:29:18.152
4 -	58.177	32.628	1:30.805	(3)	78.46	0.569	10:30:48.957
5 -	57.927	33.096	1:31.023		78.27	0.787	10:32:19.980
6 -	57.829	32.751	1:30.580	(2)	78.65	0.344	10:33:50.560

P23 13 MZ Gordon RYAN

MZ 250 - Prism Work Psychology

IDEAL LAP TIME : 1:29.977 BEST LAP TIME : 1:30.317 DIFFERENCE : 0.340

LAP	SECTOR 1	SECTOR 2	LAP TIME		MPH	DIFF	TIME OF DAY
1 -		***32.339***	2:05.583		56.73	35.266	10:26:16.050
2 -	57.733	32.782	1:30.515	(2)	78.71	0.198	10:27:46.565
3 -	58.353	33.299	1:31.652		77.73	1.335	10:29:18.217
4 -	***57.638***	32.679	***1:30.317***	**(1)**	***78.88***		***10:30:48.534***
5 -	58.670	32.767	1:31.437		77.91	1.120	10:32:19.971
6 -	58.286	32.452	1:30.738	(3)	78.51	0.421	10:33:50.709

P24 89 MZ James McCORMACK

MZ TS 250 -

IDEAL LAP TIME : 1:30.305 BEST LAP TIME : 1:30.922 DIFFERENCE : 0.617

LAP	SECTOR 1	SECTOR 2	LAP TIME		MPH	DIFF	TIME OF DAY
1 -		***32.611***	2:06.960		56.11	36.038	10:26:17.427
2 -	***57.694***	33.228	***1:30.922***	**(1)**	***78.35***		***10:27:48.349***
3 -	58.658	34.008	1:32.666	(2)	76.88	1.744	10:29:21.015
4 -	59.175	34.156	1:33.331		76.33	2.409	10:30:54.346
5 -	59.319	33.791	1:33.110		76.51	2.188	10:32:27.456
6 -	59.120	33.685	1:32.805	(3)	76.77	1.883	10:34:00.261

P25 94 MZ George SALTHOUSE

MZ 250 - Illuminate Design

IDEAL LAP TIME : 1:35.447 BEST LAP TIME : 1:35.832 DIFFERENCE : 0.385

LAP	SECTOR 1	SECTOR 2	LAP TIME		MPH	DIFF	TIME OF DAY
1 -		34.644	2:13.610		53.32	37.778	10:26:24.077
2 -	1:01.879	35.000	1:36.879		73.54	1.047	10:28:00.956
3 -	1:01.786	34.930	1:36.716	(3)	73.66	0.884	10:29:37.672
4 -	1:02.221	***33.981***	1:36.202	(2)	74.05	0.370	10:31:13.874
5 -	***1:01.466***	34.366	***1:35.832***	**(1)**	***74.34***		***10:32:49.706***

Weather / Track : Bright / Dry

Donington Park National: 1.9790 miles
Date: 26/07/2026 Start: 10:24 Finish: 10:32

BMCRC - MRO Championships - Rnd 6 @ Donington Park National

ACU Team Green Junior Cup & Senior Ninjas | BMZRC 250 MZ

RACE 2 - SECTOR ANALYSIS

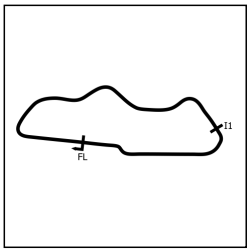

SECTOR 1 = FL to I1, SECTOR 2 = I1 to FL, DIFF = Difference To Personal Best Lap, P = Crossed Finish Line in Pit Lane, D = Time Disallowed

P26 **176** **MZ** **Oliver BOYETT** MZ ETZ 250 - Myself

IDEAL LAP TIME : BEST LAP TIME : DIFFERENCE :

LAP	SECTOR 1	SECTOR 2	LAP TIME	MPH	DIFF	TIME OF DAY
1 -		***36.072***	2:13.742	53.27		10:26:24.209

BMCRC - MRO Championships - Rnd 6 @ Donington Park National

ACU Team Green Junior Cup & Senior Ninjas | BMZRC 250 MZ

RACE 2 - BEST SECTORS

	SECTOR 1		SECTOR 2	
POS	NO	TIME	NO	TIME
1	16	52.575	16	29.578
2	90	53.063	90	29.847
3	112	53.222	112	30.027
4	113	53.694	110	30.117
5	99	53.866	25	30.281
6	110	53.984	113	30.336
7	124	54.018	99	30.494
8	25	54.125	124	30.496
9	164	54.157	164	30.672
10	61	55.064	61	30.938
11	85	56.705	1	31.455
12	1	56.778	85	31.470
13	42	56.995	53	31.995
14	101	57.415	42	32.036
15	96	57.519	96	32.221
16	81	57.623	101	32.249
17	13	57.638	81	32.280
18	89	57.694	13	32.339
19	53	57.741	77	32.609
20	54	58.460	89	32.611
21	337	58.672	171	32.709
22	77	58.996	54	32.788
23	171	59.071	337	32.946
24	94	1:01.466	94	33.981
25			176	36.072

IDEAL / BEST COMPARISON

POS	NO	NAME	IDEAL	BEST	DIFF
		PERFECT LAP	1:22.153		
1	16	KING	1:22.153	1:22.556	0.403
2	90	BARRELL	1:22.910	1:22.910	0.000
3	112	BRAY	1:23.249	1:23.249	0.000
4	113	McCARTHY	1:24.030	1:24.075	0.045
5	110	HARTLEY	1:24.101	1:24.101	0.000
6	99	ROUND	1:24.360	1:24.364	0.004
7	25	GLEESON	1:24.406	1:24.406	0.000
8	124	BAKER	1:24.514	1:24.641	0.127
9	164	COWIE	1:24.829	1:24.829	0.000
10	61	EVETTS	1:26.002	1:26.697	0.695
11	85	WALES	1:28.175	1:28.460	0.285
12	1	MANN	1:28.233	1:28.443	0.210
13	42	BAINBOROUGH	1:29.031	1:30.158	1.127
14	101	GUJIS	1:29.664	1:29.664	0.000
15	53	EGGINTON	1:29.736	1:29.956	0.220
16	96	KENT	1:29.740	1:30.236	0.496
17	81	WILTON	1:29.903	1:29.969	0.066
18	13	RYAN	1:29.977	1:30.317	0.340
19	89	McCORMACK	1:30.305	1:30.922	0.617
20	54	SCOTT	1:31.248	1:31.248	0.000
21	77	HAYBYRNE	1:31.605	1:31.689	0.084
22	337	HORWOOD	1:31.618	1:31.730	0.112
23	171	LEES	1:31.780	1:31.780	0.000
24	94	SALTHOUSE	1:35.447	1:35.832	0.385
25	176	BOYETT			

Weather / Track : Bright / Dry

Donington Park National: 1.9790 miles
Date: 26/07/2026 Start: 10:24 Finish: 10:32

Results can be found at www.tsl-timing.com

Printed - 10:37 Sunday, 26 July 2026

BMCRC - MRO Championships - Rnd 6 @ Donington Park National

ACU Team Green Junior Cup & Senior Ninjas | BMZRC 250 MZ

RACE 2 - STATISTICS

Competitors Started	25
Planned Start	2026-07-26 @ 09:56:30.000
Actual Start	2026-07-26 @ 10:24:10.466
Finish Time	2026-07-26 @ 10:32:31.428
Track Length	1.9790mi.
Total Laps	144
Total Distance Covered	284.9856mi.

Session Fastest Lap History

NO	CL	NAME	LAP TIME	TIME OF DAY	LAP	VEHICLE
16	J	**Lucas KING**	**1:23.249**	10:27:00.208	2	Kawasaki NINJA 400
16	J	**Lucas KING**	**1:22.556**	10:29:46.040	4	Kawasaki NINJA 400

Session Leader History

NO	CL	NAME	FROM LAP	LAPS LED	DISTANCE	VEHICLE
16	J	**Lucas KING**	1	6	11.83 miles	Kawasaki NINJA 400

Flag History

TYPE	TIME OF DAY
GREEN	10:24:10.466
FINISH	10:32:31.428

Flag Statistics

TYPE	COUNT	TOTAL LAPS	TOTAL TIME
Green	1	6	10:16.048
Red	0	0	0.000
Safety Car	0	0	0.000
FCY	0	0	0.000

BMCRC - MRO Championships - Rnd 6 @ Donington Park National

ACU Team Green Junior Cup & Senior Ninjas | BMZRC 250 MZ

RACE 2 - STATISTICS

CLASS : J

13 Starters

Fastest Lap History

NO	NAME	LAP TIME	TIME OF DAY	LAP	VEHICLE
16	**Lucas KING**	**1:23.249**	10:27:00.208	2	Kawasaki NINJA 400
16	**Lucas KING**	**1:22.556**	10:29:46.040	4	Kawasaki NINJA 400

Leader History

NO	NAME	FROM LAP	LAPS LED	DISTANCE	VEHICLE
16	**Lucas KING**	1	6	11.83 miles	Kawasaki NINJA 400

BMCRC - MRO Championships - Rnd 6 @ Donington Park National

ACU Team Green Junior Cup & Senior Ninjas | BMZRC 250 MZ

RACE 2 - STATISTICS

CLASS : S

5 Starters

Fastest Lap History

NO	NAME	LAP TIME	TIME OF DAY	LAP	VEHICLE
112	**Dan BRAY**	**1:23.765**	10:27:01.644	2	Kawasaki NINJA 400
112	**Dan BRAY**	**1:23.678**	10:29:49.105	4	Kawasaki NINJA 400
112	**Dan BRAY**	**1:23.249**	10:31:12.354	5	Kawasaki NINJA 400

Leader History

NO	NAME	FROM LAP	LAPS LED	DISTANCE	VEHICLE
112	**Dan BRAY**	1	6	11.83 miles	Kawasaki NINJA 400

BMCRC - MRO Championships - Rnd 6 @ Donington Park National

ACU Team Green Junior Cup & Senior Ninjas | BMZRC 250 MZ

RACE 2 - STATISTICS

CLASS : MZ

7 Starters

Fastest Lap History

NO	NAME	LAP TIME	TIME OF DAY	LAP	VEHICLE
85	**Andrew WALES**	**1:29.071**	10:27:43.953	2	MZ ETZ 250
1	**Alexander MANN**	**1:28.989**	10:27:44.176	2	MZ TS 250
85	**Andrew WALES**	**1:28.514**	10:30:42.323	4	MZ ETZ 250
1	**Alexander MANN**	**1:28.443**	10:33:40.186	6	MZ TS 250

Leader History

NO	NAME	FROM LAP	LAPS LED	DISTANCE	VEHICLE
85	**Andrew WALES**	1	4	7.87 miles	MZ ETZ 250
1	**Alexander MANN**	5	2	3.95 miles	MZ TS 250

TEAM GREEN JUNIOR CUP | Kawasaki SENIOR NINJA SERIES | BMZRC 250 MZS

BMCRC - MRO Championships - Rnd 6 @ Donington Park National

ACU Team Green Junior Cup & Senior Ninjas | BMZRC 250 MZ

RACE 12 - GRID (10 Laps)



These results are provisional until the conclusion of any judicial and technical matters.

Donington Park National: 1.9790 miles

Clerk Of Course: Caroline Patterson / Andy Brown	Timekeeper: Richard Evans	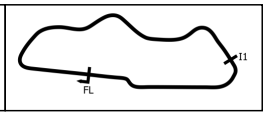

Results can be found at www.tsl-timing.com

Printed - 10:41 Sunday, 26 July 2026

TSL SPORTS TIMING TIMING SOLUTIONS LTD

MOTORCYCLE RACING ORGANISATION MRO







BMCRC - MRO Championships - Rnd 6 @ Donington Park National

ACU Team Green Junior Cup & Senior Ninjas | BMZRC 250 MZ

RACE 12 - CLASSIFICATION

Race Distance: 10 Laps / 19.79 miles

POS	NO	CL	PIC	NAME	ENTRY	LAPS	TIME	GAP	DIFF	MPH	BEST	ON	GRD	↑↓
1	112	S	1	Dan BRAY	Kawasaki NINJA 400 -	10	13:50.820			85.59	1:21.860	10	3	2
2	90	J	1	Harry BARRELL	Kawasaki NINJA 400 - Cerakote UK	10	13:51.019	0.199	0.199	85.56	1:22.121	4	2	0
3	113	J	2	Annabelle McCARTHY	Kawasaki NINJA 400 -	10	13:58.075	7.255	7.056	84.84	1:22.666	3	4	1
4	99	J	3	William ROUND	Kawasaki NINJA - Round Racing	10	14:05.341	14.521	7.266	84.11	1:23.099	3	6	2
5	124	J	4	Harley BAKER	Kawasaki NINJA 400 - KGB Property Maintenance Services	10	14:05.386	14.566	0.045	84.11	1:22.980	3	8	3
6	110	J	5	Tyler HARTLEY	Kawasaki NINJA 400 - DWRacing	10	14:06.358	15.538	0.972	84.01	1:23.170	3	5	-1
7	164	J	6	George COWIE	Kawasaki NINJA 400 - Dad	10	14:10.952	20.132	4.594	83.56	1:23.722	3	9	2
8	25	J	7	Chloe GLEESON	Kawasaki NINJA 400 - DriveLife / Sussex Independent Finan	10	14:11.371	20.551	0.419	83.52	1:23.741	3	7	-1
9	61	J	8	Ollie EVETTS	Kawasaki NINJA 400 - C E Vehicle Repairs Ltd	10	14:25.895	35.075	14.524	82.12	1:25.441	8	10	1
10	611	J	9	Joss BIRCHALL	Kawasaki NINJA 400 -	10	14:26.065	35.245	0.170	82.10	1:24.602	10	21	11
11	27	J	10	Alfie GARROD	Kawasaki NINJA 400 - ATP Motorsport	10	14:28.844	38.024	2.779	81.84	1:24.699	2	11	0
12	42	J	11	Euan BAINBOROUGH	Kawasaki NINJA 300 -	10	14:39.854	49.034	11.010	80.82	1:26.427	4	15	3
13	81	J	12	Austin WILTON	Kawasaki NINJA 400 - MAC	10	14:48.115	57.295	8.261	80.06	1:27.404	4	14	1
14	171	J	13	Danny LEES	Kawasaki NINJA 400 - Capital Group Ltd / Capital Spray Lab	10	15:04.349	1:13.529	16.234	78.63	1:28.611	8	19	5
15	54	S	2	Ben SCOTT	Kawasaki NINJA 400 - GI Landscapes VampTech	10	15:13.038	1:22.218	8.689	77.88	1:29.679	2	16	1
16	53	J	14	Lucas EGGINTON	Kawasaki NINJA 400 -	10	15:13.176	1:22.356	0.138	77.87	1:29.968	9	13	-3
17	85	MZ	1	Andrew WALES	MZ ETZ 250 - Show Control International	10	15:13.821	1:23.001	0.645	77.81	1:27.013	10	24	7
18	1	MZ	2	Alexander MANN	MZ TS 250 - HS Racing	10	15:15.401	1:24.581	1.580	77.68	1:27.335	8	23	5
19	101	S	3	Augustas GUJIS	Kawasaki NINJA -	10	15:17.101	1:26.281	1.700	77.53	1:29.681	10	12	-7
20	77	S	4	Ryan HAYBYRNE	Kawasaki NINJA 400 -	10	15:18.982	1:28.162	1.881	77.37	1:30.543	8	17	-3
21	337	S	5	Lee HORWOOD	Kawasaki NINJA 300 - Melman Electrical	10	15:19.893	1:29.073	0.911	77.30	1:30.673	6	18	-3
22	96	MZ	3	Chris KENT	MZ TS 250 -	9	14:07.530	1 Lap	1 Lap	75.49	1:29.474	9	25	3
23	13	MZ	4	Gordon RYAN	MZ 250 - Prism Work Psychology	9	14:07.797	1 Lap	0.267	75.47	1:29.632	8	26	3
24	89	MZ	5	James McCORMACK	MZ TS 250 -	9	14:25.201	1 Lap	17.404	73.95	1:30.970	2	27	3
25	94	MZ	6	George SALTHOUSE	MZ 250 - Illuminate Design	9	15:15.076	1 Lap	49.875	69.92	1:36.254	6	28	3

NOT CLASSIFIED

DNF	16	J		Lucas KING	Kawasaki NINJA 400 - NW racing/ cable house	0							1	

NOT STARTED

NS	125	J		Isabelle WINGATE	Kawasaki NINJA 400 - NPS, Tripz.uk, PermaGroup, ARN Ra								20	
NS	7	S		David KORTEGAS	Kawasaki NINJA 400 -								22	
NS	176	MZ		Oliver BOYETT	MZ ETZ 250 - Myself								29	

FASTEST LAP

	112	S	Dan BRAY	Kawasaki NINJA 400 -	10	1:21.860	87.03 mph	140.06 kph
	90	J	Harry BARRELL	Kawasaki NINJA 400 - Cerakote UK	4	1:22.121	86.75 mph	139.62 kph
	85	MZ	Andrew WALES	MZ ETZ 250 - Show Control International	10	1:27.013	81.88 mph	131.77 kph

Class S - 92.5% of Race Speed = 79.17 mph
Class J - 92.5% of Race Speed = 79.14 mph
Class MZ - 92.5% of Race Speed = 71.97 mph

Weather / Track : Cloudy / Dry
These results are provisional until the conclusion of any judicial and technical matters.

Date: 26/07/2026 Start: 14:45 Finish: 14:59
Donington Park National: 1.9790 miles

Clerk Of Course: Caroline Patterson / Andy Brown	Timekeeper: Richard Evans	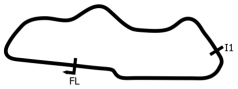

Results can be found at www.tsl-timing.com

Printed - 15:01 Sunday, 26 July 2026







BMCRC - MRO Championships - Rnd 6 @ Donington Park National

ACU Team Green Junior Cup & Senior Ninjas | BMZRC 250 MZ

RACE 12 - LAP CHART

LAP 1 @ 14:46:48.825

NO	BEHIND	LAP TIME
90		1:26.246
113	0.674	1:26.920
112	1.742	1:27.988
99	1.747	1:27.993
110	2.256	1:28.502
124	2.266	1:28.512
164	2.920	1:29.166
27	3.504	1:29.750
25	3.531	1:29.777
61	5.164	1:31.410
81	6.336	1:32.582
42	6.997	1:33.243
611	7.975	1:34.221
53	7.976	1:34.222
54	9.099	1:35.345
171	10.620	1:36.866
77	11.314	1:37.560
101	12.163	1:38.409
337	12.511	1:38.757
1	38.022	2:04.268
85	38.135	2:04.381
96	39.390	2:05.636
13	39.900	2:06.146
89	40.582	2:06.828
94	50.720	2:16.966

LAP 2 @ 14:48:11.291

NO	BEHIND	LAP TIME
90		1:22.466
113	1.319	1:23.111
112	2.154	1:22.878
99	2.619	1:23.338
124	2.888	1:23.088
110	3.314	1:23.524
164	4.223	1:23.769
25	4.931	1:23.866
27	5.737	1:24.699
61	8.459	1:25.761
42	11.900	1:27.369
81	11.946	1:28.076
611	12.200	1:26.691
53	15.870	1:30.360
54	16.312	1:29.679
171	18.591	1:30.437
77	20.830	1:31.982
337	20.920	1:30.875
101	21.290	1:31.593
85	43.525	1:27.856
1	43.646	1:28.090
96	46.876	1:29.952
13	47.907	1:30.473
89	49.086	1:30.970
94	1:05.914	1:37.660

LAP 3 @ 14:49:33.781

NO	BEHIND	LAP TIME
90		1:22.490
113	1.495	1:22.666
112	1.977	1:22.313
99	3.228	1:23.099
124	3.378	1:22.980
110	3.994	1:23.170
164	5.455	1:23.722
25	6.182	1:23.741
27	9.974	1:26.727
61	11.859	1:25.890
611	16.670	1:26.960
42	17.155	1:27.745
81	17.479	1:28.023
54	24.397	1:30.575
53	24.488	1:31.108
171	25.649	1:29.548
337	29.382	1:30.952
77	30.054	1:31.714
101	30.827	1:32.027
85	48.639	1:27.604
1	48.735	1:27.579
96	54.661	1:30.275
13	55.809	1:30.392
89	59.557	1:32.961
94	1:21.188	1:37.764

LAP 4 @ 14:50:55.902

NO	BEHIND	LAP TIME
90		1:22.121
112	2.065	1:22.209
113	2.088	1:22.714
124	4.724	1:23.467
99	4.765	1:23.658
110	5.171	1:23.298
164	7.638	1:24.304
25	8.082	1:24.021
61	16.131	1:26.393
27	17.119	1:29.266
611	20.388	1:25.839
42	21.461	1:26.427
81	22.762	1:27.404
54	34.095	1:31.819
53	34.239	1:31.872
171	34.675	1:31.147
337	38.363	1:31.102
101	39.582	1:30.876
77	40.065	1:32.132
85	54.526	1:28.008
1	54.732	1:28.118
96	1:03.228	1:30.688
13	1:03.855	1:30.167
89	1:10.149	1:32.713

LAP 5 @ 14:52:18.486

NO	BEHIND	LAP TIME
90		1:22.584
112	2.270	1:22.789
113	2.289	1:22.785
99	6.394	1:24.213
110	6.649	1:24.062
124	8.868	1:26.728
25	10.867	1:25.369
164	10.952	1:25.898
94	1 Lap	1:39.338
61	20.530	1:26.983
27	21.004	1:26.469
611	23.935	1:26.131
42	25.518	1:26.641
81	28.444	1:28.266
171	43.146	1:31.055
54	43.407	1:31.896
53	43.595	1:31.940
101	47.759	1:30.761
337	47.890	1:32.111
77	49.128	1:31.647
85	59.677	1:27.735
1	1:00.081	1:27.933
13	1:11.870	1:30.599
96	1:11.985	1:31.341
89	1:20.451	1:32.886

LAP 6 @ 14:53:41.456

NO	BEHIND	LAP TIME
90		1:22.970
112	2.267	1:22.967
113	2.520	1:23.201
99	8.672	1:25.248
110	8.684	1:25.005
124	10.012	1:24.114
164	12.626	1:24.644
25	12.864	1:24.967
61	23.724	1:26.164
27	24.138	1:26.104
611	27.462	1:26.497
42	29.933	1:27.385
94	1 Lap	1:37.193
81	33.864	1:28.390
171	50.027	1:29.851
54	51.479	1:31.042
53	51.571	1:30.946
101	55.261	1:30.472
337	55.593	1:30.673
77	57.128	1:30.970
1	1:05.144	1:28.033
85	1:05.166	1:28.459
96	1:19.104	1:30.089
13	1:19.718	1:30.818

LAP 7 @ 14:55:04.381

NO	BEHIND	LAP TIME
90		1:22.925
112	1.933	1:22.591
113	3.442	1:23.847
89	1 Lap	1:31.138
99	10.236	1:24.489
110	10.263	1:24.504
124	10.502	1:23.415
164	14.839	1:25.138
25	14.924	1:24.985
61	26.871	1:26.072
27	27.421	1:26.208
611	29.808	1:25.271
42	34.166	1:27.158
81	40.133	1:29.194
94	1 Lap	1:36.254
171	56.106	1:29.004
54	59.103	1:30.549
53	59.325	1:30.679
337	1:03.799	1:31.131
101	1:04.001	1:31.665
77	1:05.093	1:30.890
85	1:10.380	1:28.139
1	1:10.851	1:28.632

LAP 8 @ 14:56:27.259

NO	BEHIND	LAP TIME
90		1:22.878
112	1.776	1:22.721
96	1 Lap	1:30.175
13	1 Lap	1:29.821
113	4.551	1:23.987
124	12.156	1:24.532
110	12.199	1:24.814
99	12.232	1:24.874
89	1 Lap	1:32.581
164	16.572	1:24.611
25	17.306	1:25.260
61	29.434	1:25.441
27	30.417	1:25.874
611	32.005	1:25.075
42	39.279	1:27.991
81	45.619	1:28.364
94	1 Lap	1:37.214
171	1:01.839	1:28.611
54	1:07.358	1:31.133
53	1:07.636	1:31.189
101	1:12.155	1:31.032
337	1:12.267	1:31.346
77	1:12.758	1:30.543
85	1:14.675	1:27.173
1	1:15.308	1:27.335

LAP 9 @ 14:57:50.419

NO	BEHIND	LAP TIME
90		1:23.160
112	1.120	1:22.504
113	5.616	1:24.225
13	1 Lap	1:29.632
96	1 Lap	1:29.900
99	13.309	1:24.237
124	13.755	1:24.759
110	13.801	1:24.762
164	18.592	1:25.180
25	19.143	1:24.997
89	1 Lap	1:32.141
61	32.135	1:25.861
611	33.623	1:24.778
27	34.067	1:26.810
42	43.762	1:27.643
81	51.812	1:29.353
171	1:07.723	1:29.044
94	1 Lap	1:36.324
54	1:14.278	1:30.080
53	1:14.444	1:29.968
85	1:18.968	1:27.453
101	1:19.580	1:30.585
1	1:19.962	1:27.814
77	1:20.227	1:30.629
337	1:21.144	1:32.037

LAP 10 @ 14:59:13.399

NO	BEHIND	LAP TIME
112		1:21.860
90	0.199	1:23.179
113	7.255	1:24.619
99	14.521	1:24.192
124	14.566	1:23.791
110	15.538	1:24.717
96	1 Lap	1:29.474
13	1 Lap	1:29.749
164	20.132	1:24.520
25	20.551	1:24.388
89	1 Lap	1:32.983
61	35.075	1:25.920
611	35.245	1:24.602
27	38.024	1:26.937
42	49.034	1:28.252
81	57.295	1:28.463
171	1:13.529	1:28.786
54	1:22.218	1:30.920
53	1:22.356	1:30.892
85	1:23.001	1:27.013
94	1 Lap	1:36.363
1	1:24.581	1:27.599
101	1:26.281	1:29.681
77	1:28.162	1:30.915
337	1:29.073	1:30.909

Weather / Track : Cloudy / Dry

Donington Park National: 1.9790 miles
Date: 26/07/2026 Start: 14:45 Finish: 14:59

Results can be found at www.tsl-timing.com

Printed - 15:01 Sunday, 26 July 2026

BMCRC - MRO Championships - Rnd 6 @ Donington Park National

ACU Team Green Junior Cup & Senior Ninjas | BMZRC 250 MZ

RACE 12 - POSITION CHART

No	Name	Lap Pos	1	2	3	4	5	6	7	8	9	10
16	KING	1	90	90	90	90	90	90	90	90	90	112
90	BARRELL	2	113	113	113	112	112	112	112	112	112	90
112	BRAY	3	112	112	112	113	113	113	113	113	113	113
113	McCARTHY	4	99	99	99	124	99	99	99	124	99	99
110	HARTLEY	5	110	124	124	99	110	110	110	110	124	124
99	ROUND	6	124	110	110	110	124	124	124	99	110	110
25	GLEESON	7	164	164	164	164	25	164	164	164	164	164
124	BAKER	8	27	25	25	25	164	25	25	25	25	25
164	COWIE	9	25	27	27	61	61	61	61	61	61	61
61	EVETTS	10	61	61	61	27	27	27	27	27	611	611
27	GARROD	11	81	42	611	611	611	611	611	611	27	27
101	GUJIS	12	42	81	42	42	42	42	42	42	42	42
53	EGGINTON	13	611	611	81	81	81	81	81	81	81	81
81	WILTON	14	53	53	54	54	171	171	171	171	171	171
42	BAINBOROUGH	15	54	54	53	53	54	54	54	54	54	54
54	SCOTT	16	171	171	171	171	53	53	53	53	53	53
77	HAYBYRNE	17	77	77	337	337	101	101	337	101	85	85
337	HORWOOD	18	101	337	77	101	337	337	101	337	101	1
171	LEES	19	337	101	101	77	77	77	77	77	1	101
125	WINGATE	20	1	85	85	85	85	1	85	85	77	77
611	BIRCHALL	21	85	1	1	1	1	85	1	1	337	337
7	KORTEGAS	22	96	96	96	96	13	96	96	13	96	
1	MANN	23	13	13	13	13	96	13	13	96	13	
85	WALES	24	89	89	89	89	89	89	89	89	89	
96	KENT	25	94	94	94	94	94	94	94	94	94	
13	RYAN	26										
89	McCORMACK	27										
94	SALTHOUSE	28										
176	BOYETT	29										

Weather / Track : Cloudy / Dry

Donington Park National: 1.9790 miles
Date: 26/07/2026 Start: 14:45 Finish: 14:59

Results can be found at www.tsl-timing.com

Printed - 15:01 Sunday, 26 July 2026

BMCRC - MRO Championships - Rnd 6 @ Donington Park National

ACU Team Green Junior Cup & Senior Ninjas | BMZRC 250 MZ

RACE 12 - SECTOR ANALYSIS

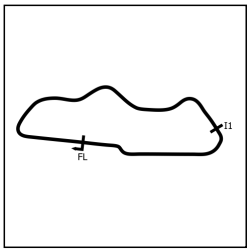

SECTOR 1 = FL to I1, SECTOR 2 = I1 to FL, DIFF = Difference To Personal Best Lap, P = Crossed Finish Line in Pit Lane, D = Time Disallowed

P1 112 S Dan BRAY — Kawasaki NINJA 400 -

IDEAL LAP TIME : 1:21.728 BEST LAP TIME : 1:21.860 DIFFERENCE : 0.132

LAP	SECTOR 1	SECTOR 2	LAP TIME	MPH	DIFF	TIME OF DAY
1 -		30.132	1:27.988	80.97	6.128	14:46:50.567
2 -	53.231	29.647	1:22.878	85.96	1.018	14:48:13.445
3 -	52.611	29.702	1:22.313 (3)	86.55	0.453	14:49:35.758
4 -	52.807	***29.402***	1:22.209 (2)	86.66	0.349	14:50:57.967
5 -	53.237	29.552	1:22.789	86.05	0.929	14:52:20.756
6 -	52.976	29.991	1:22.967	85.87	1.107	14:53:43.723
7 -	52.620	29.971	1:22.591	86.26	0.731	14:55:06.314
8 -	52.937	29.784	1:22.721	86.12	0.861	14:56:29.035
9 -	52.906	29.598	1:22.504	86.35	0.644	14:57:51.539
10 -	***52.326***	29.534	***1:21.860 (1)***	***87.03***		***14:59:13.399***

P2 90 J Harry BARRELL — Kawasaki NINJA 400 - Cerakote UK

IDEAL LAP TIME : 1:22.121 BEST LAP TIME : 1:22.121 DIFFERENCE : 0.000

LAP	SECTOR 1	SECTOR 2	LAP TIME	MPH	DIFF	TIME OF DAY
1 -		29.943	1:26.246	82.60	4.125	14:46:48.825
2 -	52.715	29.751	1:22.466 (2)	86.39	0.345	14:48:11.291
3 -	52.851	29.639	1:22.490 (3)	86.36	0.369	14:49:33.781
4 -	***52.555***	***29.566***	***1:22.121 (1)***	***86.75***		***14:50:55.902***
5 -	52.921	29.663	1:22.584	86.27	0.463	14:52:18.486
6 -	52.994	29.976	1:22.970	85.87	0.849	14:53:41.456
7 -	52.757	30.168	1:22.925	85.91	0.804	14:55:04.381
8 -	53.055	29.823	1:22.878	85.96	0.757	14:56:27.259
9 -	53.173	29.987	1:23.160	85.67	1.039	14:57:50.419
10 -	53.218	29.961	1:23.179	85.65	1.058	14:59:13.598

P3 113 J Annabelle McCARTHY — Kawasaki NINJA 400 -

IDEAL LAP TIME : 1:22.562 BEST LAP TIME : 1:22.666 DIFFERENCE : 0.104

LAP	SECTOR 1	SECTOR 2	LAP TIME	MPH	DIFF	TIME OF DAY
1 -		30.021	1:26.920	81.96	4.254	14:46:49.499
2 -	53.223	29.888	1:23.111	85.72	0.445	14:48:12.610
3 -	***52.837***	29.829	***1:22.666 (1)***	***86.18***		***14:49:35.276***
4 -	52.989	***29.725***	1:22.714 (2)	86.13	0.048	14:50:57.990
5 -	53.037	29.748	1:22.785 (3)	86.06	0.119	14:52:20.775
6 -	53.202	29.999	1:23.201	85.63	0.535	14:53:43.976
7 -	53.378	30.469	1:23.847	84.97	1.181	14:55:07.823
8 -	53.810	30.177	1:23.987	84.83	1.321	14:56:31.810
9 -	54.092	30.133	1:24.225	84.59	1.559	14:57:56.035
10 -	54.093	30.526	1:24.619	84.19	1.953	14:59:20.654

P4 99 J William ROUND — Kawasaki NINJA - Round Racing

IDEAL LAP TIME : 1:22.952 BEST LAP TIME : 1:23.099 DIFFERENCE : 0.147

LAP	SECTOR 1	SECTOR 2	LAP TIME	MPH	DIFF	TIME OF DAY
1 -		29.732	1:27.993	80.96	4.894	14:46:50.572
2 -	53.689	29.649	1:23.338 (2)	85.49	0.239	14:48:13.910
3 -	***53.317***	29.782	***1:23.099 (1)***	***85.73***		***14:49:37.009***
4 -	54.023	***29.635***	1:23.658 (3)	85.16	0.559	14:51:00.667
5 -	53.941	30.272	1:24.213	84.60	1.114	14:52:24.880
6 -	54.461	30.787	1:25.248	83.57	2.149	14:53:50.128
7 -	53.709	30.780	1:24.489	84.32	1.390	14:55:14.617
8 -	54.049	30.825	1:24.874	83.94	1.775	14:56:39.491
9 -	53.838	30.399	1:24.237	84.57	1.138	14:58:03.728
10 -	53.741	30.451	1:24.192	84.62	1.093	14:59:27.920

BMCRC - MRO Championships - Rnd 6 @ Donington Park National

ACU Team Green Junior Cup & Senior Ninjas | BMZRC 250 MZ

RACE 12 - SECTOR ANALYSIS

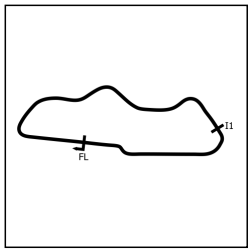

SECTOR 1 = FL to I1, SECTOR 2 = I1 to FL, DIFF = Difference To Personal Best Lap, P = Crossed Finish Line in Pit Lane, D = Time Disallowed

P5 124 J Harley BAKER

Kawasaki NINJA 400 - KGB Property Maintenance Services Ltd

IDEAL LAP TIME : 1:22.980 BEST LAP TIME : 1:22.980 DIFFERENCE : 0.000

LAP	SECTOR 1	SECTOR 2	LAP TIME	MPH	DIFF	TIME OF DAY
1 -		30.154	1:28.512	80.49	5.532	14:46:51.091
2 -	53.287	29.801	1:23.088 (2)	85.74	0.108	14:48:14.179
3 -	***53.204***	***29.776***	***1:22.980*** (1)	***85.85***		***14:49:37.159***
4 -	53.437	30.030	1:23.467	85.35	0.487	14:51:00.626
5 -	56.345	30.383	1:26.728	82.14	3.748	14:52:27.354
6 -	53.986	30.128	1:24.114	84.70	1.134	14:53:51.468
7 -	53.429	29.986	1:23.415 (3)	85.41	0.435	14:55:14.883
8 -	53.908	30.624	1:24.532	84.28	1.552	14:56:39.415
9 -	54.018	30.741	1:24.759	84.05	1.779	14:58:04.174
10 -	53.447	30.344	1:23.791	85.02	0.811	14:59:27.965

P6 110 J Tyler HARTLEY

Kawasaki NINJA 400 - DWRacing

IDEAL LAP TIME : 1:23.161 BEST LAP TIME : 1:23.170 DIFFERENCE : 0.009

LAP	SECTOR 1	SECTOR 2	LAP TIME	MPH	DIFF	TIME OF DAY
1 -		29.906	1:28.502	80.50	5.332	14:46:51.081
2 -	53.701	29.823	1:23.524 (3)	85.30	0.354	14:48:14.605
3 -	***53.380***	29.790	***1:23.170*** (1)	***85.66***		***14:49:37.775***
4 -	53.517	***29.781***	1:23.298 (2)	85.53	0.128	14:51:01.073
5 -	53.852	30.210	1:24.062	84.75	0.892	14:52:25.135
6 -	54.416	30.589	1:25.005	83.81	1.835	14:53:50.140
7 -	54.139	30.365	1:24.504	84.31	1.334	14:55:14.644
8 -	54.256	30.558	1:24.814	84.00	1.644	14:56:39.458
9 -	54.186	30.576	1:24.762	84.05	1.592	14:58:04.220
10 -	54.130	30.587	1:24.717	84.09	1.547	14:59:28.937

P7 164 J George COWIE

Kawasaki NINJA 400 - Dad

IDEAL LAP TIME : 1:23.657 BEST LAP TIME : 1:23.722 DIFFERENCE : 0.065

LAP	SECTOR 1	SECTOR 2	LAP TIME	MPH	DIFF	TIME OF DAY
1 -		30.277	1:29.166	79.90	5.444	14:46:51.745
2 -	***53.583***	30.186	1:23.769 (2)	85.05	0.047	14:48:15.514
3 -	53.648	***30.074***	***1:23.722*** (1)	***85.09***		***14:49:39.236***
4 -	54.014	30.290	1:24.304 (3)	84.51	0.582	14:51:03.540
5 -	54.470	31.428	1:25.898	82.94	2.176	14:52:29.438
6 -	54.284	30.360	1:24.644	84.17	0.922	14:53:54.082
7 -	54.223	30.915	1:25.138	83.68	1.416	14:55:19.220
8 -	54.162	30.449	1:24.611	84.20	0.889	14:56:43.831
9 -	54.521	30.659	1:25.180	83.64	1.458	14:58:09.011
10 -	54.046	30.474	1:24.520	84.29	0.798	14:59:33.531

P8 25 J Chloe GLEESON

Kawasaki NINJA 400 - DriveLife / Sussex Independent Financial

IDEAL LAP TIME : 1:23.741 BEST LAP TIME : 1:23.741 DIFFERENCE : 0.000

LAP	SECTOR 1	SECTOR 2	LAP TIME	MPH	DIFF	TIME OF DAY
1 -		30.714	1:29.777	79.35	6.036	14:46:52.356
2 -	53.910	29.956	1:23.866 (2)	84.95	0.125	14:48:16.222
3 -	***53.795***	***29.946***	***1:23.741*** (1)	***85.07***		***14:49:39.963***
4 -	54.012	30.009	1:24.021 (3)	84.79	0.280	14:51:03.984
5 -	54.349	31.020	1:25.369	83.45	1.628	14:52:29.353
6 -	54.738	30.229	1:24.967	83.85	1.226	14:53:54.320
7 -	54.465	30.520	1:24.985	83.83	1.244	14:55:19.305
8 -	54.908	30.352	1:25.260	83.56	1.519	14:56:44.565
9 -	54.723	30.274	1:24.997	83.82	1.256	14:58:09.562
10 -	54.109	30.279	1:24.388	84.42	0.647	14:59:33.950

BMCRC - MRO Championships - Rnd 6 @ Donington Park National

ACU Team Green Junior Cup & Senior Ninjas | BMZRC 250 MZ

RACE 12 - SECTOR ANALYSIS

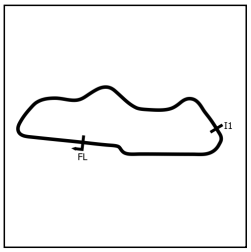

SECTOR 1 = FL to I1, SECTOR 2 = I1 to FL, DIFF = Difference To Personal Best Lap, P = Crossed Finish Line in Pit Lane, D = Time Disallowed

P9 61 J Ollie EVETTS

Kawasaki NINJA 400 - C E Vehicle Repairs Ltd

IDEAL LAP TIME : 1:25.329 BEST LAP TIME : 1:25.441 DIFFERENCE : 0.112

LAP	SECTOR 1	SECTOR 2	LAP TIME	MPH	DIFF	TIME OF DAY
1 -		31.012	1:31.410	77.94	5.969	14:46:53.989
2 -	55.009	***30.752***	1:25.761 **(2)**	83.07	0.320	14:48:19.750
3 -	54.716	31.174	1:25.890	82.95	0.449	14:49:45.640
4 -	55.013	31.380	1:26.393	82.46	0.952	14:51:12.033
5 -	55.674	31.309	1:26.983	81.90	1.542	14:52:39.016
6 -	55.202	30.962	1:26.164	82.68	0.723	14:54:05.180
7 -	54.999	31.073	1:26.072	82.77	0.631	14:55:31.252
8 -	***54.577***	30.864	***1:25.441*** **(1)**	***83.38***		***14:56:56.693***
9 -	54.774	31.087	1:25.861 **(3)**	82.97	0.420	14:58:22.554
10 -	54.888	31.032	1:25.920	82.92	0.479	14:59:48.474

P10 611 J Joss BIRCHALL

Kawasaki NINJA 400 -

IDEAL LAP TIME : 1:24.436 BEST LAP TIME : 1:24.602 DIFFERENCE : 0.166

LAP	SECTOR 1	SECTOR 2	LAP TIME	MPH	DIFF	TIME OF DAY
1 -		31.852	1:34.221	75.61	9.619	14:46:56.800
2 -	55.491	31.200	1:26.691	82.18	2.089	14:48:23.491
3 -	56.041	30.919	1:26.960	81.93	2.358	14:49:50.451
4 -	55.207	30.632	1:25.839	83.00	1.237	14:51:16.290
5 -	55.655	***30.476***	1:26.131	82.71	1.529	14:52:42.421
6 -	54.775	31.722	1:26.497	82.36	1.895	14:54:08.918
7 -	54.569	30.702	1:25.271	83.55	0.669	14:55:34.189
8 -	54.419	30.656	1:25.075 **(3)**	83.74	0.473	14:56:59.264
9 -	54.267	30.511	1:24.778 **(2)**	84.03	0.176	14:58:24.042
10 -	***53.960***	30.642	***1:24.602*** **(1)**	***84.21***		***14:59:48.644***

P11 27 J Alfie GARROD

Kawasaki NINJA 400 - ATP Motorsport

IDEAL LAP TIME : 1:24.699 BEST LAP TIME : 1:24.699 DIFFERENCE : 0.000

LAP	SECTOR 1	SECTOR 2	LAP TIME	MPH	DIFF	TIME OF DAY
1 -		30.536	1:29.750	79.38	5.051	14:46:52.329
2 -	***54.464***	***30.235***	***1:24.699*** **(1)**	***84.11***		***14:48:17.028***
3 -	54.965	31.762	1:26.727	82.15	2.028	14:49:43.755
4 -	58.522	30.744	1:29.266	79.81	4.567	14:51:13.021
5 -	55.446	31.023	1:26.469	82.39	1.770	14:52:39.490
6 -	55.201	30.903	1:26.104 **(3)**	82.74	1.405	14:54:05.594
7 -	55.250	30.958	1:26.208	82.64	1.509	14:55:31.802
8 -	55.028	30.846	1:25.874 **(2)**	82.96	1.175	14:56:57.676
9 -	55.653	31.157	1:26.810	82.07	2.111	14:58:24.486
10 -	55.067	31.870	1:26.937	81.95	2.238	14:59:51.423

P12 42 J Euan BAINBOROUGH

Kawasaki NINJA 300 -

IDEAL LAP TIME : 1:26.400 BEST LAP TIME : 1:26.427 DIFFERENCE : 0.027

LAP	SECTOR 1	SECTOR 2	LAP TIME	MPH	DIFF	TIME OF DAY
1 -		31.443	1:33.243	76.40	6.816	14:46:55.822
2 -	56.166	31.203	1:27.369	81.54	0.942	14:48:23.191
3 -	56.119	31.626	1:27.745	81.19	1.318	14:49:50.936
4 -	***55.452***	30.975	***1:26.427*** **(1)**	***82.43***		***14:51:17.363***
5 -	55.693	***30.948***	1:26.641 **(2)**	82.23	0.214	14:52:44.004
6 -	55.742	31.643	1:27.385	81.53	0.958	14:54:11.389
7 -	55.551	31.607	1:27.158 **(3)**	81.74	0.731	14:55:38.547
8 -	56.170	31.821	1:27.991	80.97	1.564	14:57:06.538
9 -	56.120	31.523	1:27.643	81.29	1.216	14:58:34.181
10 -	56.509	31.743	1:28.252	80.73	1.825	15:00:02.433

BMCRC - MRO Championships - Rnd 6 @ Donington Park National

ACU Team Green Junior Cup & Senior Ninjas | BMZRC 250 MZ

RACE 12 - SECTOR ANALYSIS

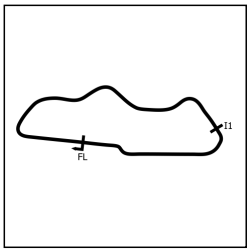

SECTOR 1 = FL to I1, SECTOR 2 = I1 to FL, DIFF = Difference To Personal Best Lap, P = Crossed Finish Line in Pit Lane, D = Time Disallowed

P13 81 J Austin WILTON — Kawasaki NINJA 400 - MAC

IDEAL LAP TIME : 1:27.332 BEST LAP TIME : 1:27.404 DIFFERENCE : 0.072

LAP	SECTOR 1	SECTOR 2	LAP TIME		MPH	DIFF	TIME OF DAY
1 -		31.673	1:32.582		76.95	5.178	14:46:55.161
2 -	56.465	31.611	1:28.076	(3)	80.89	0.672	14:48:23.237
3 -	56.824	***31.199***	1:28.023	(2)	80.94	0.619	14:49:51.260
4 -	***56.133***	31.271	***1:27.404***	(1)	***81.51***		***14:51:18.664***
5 -	56.931	31.335	1:28.266		80.71	0.862	14:52:46.930
6 -	56.659	31.731	1:28.390		80.60	0.986	14:54:15.320
7 -	57.385	31.809	1:29.194		79.87	1.790	14:55:44.514
8 -	56.426	31.938	1:28.364		80.62	0.960	14:57:12.878
9 -	57.633	31.720	1:29.353		79.73	1.949	14:58:42.231
10 -	56.757	31.706	1:28.463		80.53	1.059	15:00:10.694

P14 171 J Danny LEES — Kawasaki NINJA 400 - Capital Group Ltd / Capital Spray Labds

IDEAL LAP TIME : 1:28.575 BEST LAP TIME : 1:28.611 DIFFERENCE : 0.036

LAP	SECTOR 1	SECTOR 2	LAP TIME		MPH	DIFF	TIME OF DAY
1 -		32.556	1:36.866		73.55	8.255	14:46:59.445
2 -	58.173	32.264	1:30.437		78.78	1.826	14:48:29.882
3 -	57.565	31.983	1:29.548		79.56	0.937	14:49:59.430
4 -	59.016	32.131	1:31.147		78.16	2.536	14:51:30.577
5 -	58.841	32.214	1:31.055		78.24	2.444	14:53:01.632
6 -	57.554	32.297	1:29.851		79.29	1.240	14:54:31.483
7 -	57.030	31.974	1:29.004	(3)	80.04	0.393	14:56:00.487
8 -	***56.798***	31.813	***1:28.611***	(1)	***80.40***		***14:57:29.098***
9 -	57.267	***31.777***	1:29.044		80.01	0.433	14:58:58.142
10 -	56.885	31.901	1:28.786	(2)	80.24	0.175	15:00:26.928

P15 54 S Ben SCOTT — Kawasaki NINJA 400 - GI Landscapes VampTech

IDEAL LAP TIME : 1:29.679 BEST LAP TIME : 1:29.679 DIFFERENCE : 0.000

LAP	SECTOR 1	SECTOR 2	LAP TIME		MPH	DIFF	TIME OF DAY
1 -		32.212	1:35.345		74.72	5.666	14:46:57.924
2 -	***57.478***	***32.201***	***1:29.679***	(1)	***79.44***		***14:48:27.603***
3 -	58.251	32.324	1:30.575		78.66	0.896	14:49:58.178
4 -	59.135	32.684	1:31.819		77.59	2.140	14:51:29.997
5 -	58.656	33.240	1:31.896		77.52	2.217	14:53:01.893
6 -	58.429	32.613	1:31.042		78.25	1.363	14:54:32.935
7 -	57.745	32.804	1:30.549	(3)	78.68	0.870	14:56:03.484
8 -	57.960	33.173	1:31.133		78.17	1.454	14:57:34.617
9 -	57.684	32.396	1:30.080	(2)	79.09	0.401	14:59:04.697
10 -	58.375	32.545	1:30.920		78.36	1.241	15:00:35.617

P16 53 J Lucas EGGINTON — Kawasaki NINJA 400 -

IDEAL LAP TIME : 1:29.714 BEST LAP TIME : 1:29.968 DIFFERENCE : 0.254

LAP	SECTOR 1	SECTOR 2	LAP TIME		MPH	DIFF	TIME OF DAY
1 -		***31.994***	1:34.222		75.61	4.254	14:46:56.801
2 -	57.941	32.419	1:30.360	(2)	78.84	0.392	14:48:27.161
3 -	58.330	32.778	1:31.108		78.19	1.140	14:49:58.269
4 -	59.395	32.477	1:31.872		77.54	1.904	14:51:30.141
5 -	58.695	33.245	1:31.940		77.49	1.972	14:53:02.081
6 -	58.471	32.475	1:30.946		78.33	0.978	14:54:33.027
7 -	57.795	32.884	1:30.679	(3)	78.56	0.711	14:56:03.706
8 -	57.906	33.283	1:31.189		78.13	1.221	14:57:34.895
9 -	***57.720***	32.248	***1:29.968***	(1)	***79.19***		***14:59:04.863***
10 -	58.372	32.520	1:30.892		78.38	0.924	15:00:35.755

BMCRC - MRO Championships - Rnd 6 @ Donington Park National

ACU Team Green Junior Cup & Senior Ninjas | BMZRC 250 MZ

RACE 12 - SECTOR ANALYSIS

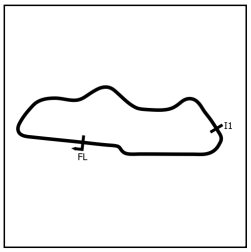

SECTOR 1 = FL to I1, SECTOR 2 = I1 to FL, DIFF = Difference To Personal Best Lap, P = Crossed Finish Line in Pit Lane, D = Time Disallowed

P17 85 MZ Andrew WALES

MZ ETZ 250 - Show Control International

IDEAL LAP TIME : 1:26.663 BEST LAP TIME : 1:27.013 DIFFERENCE : 0.350

LAP	SECTOR 1	SECTOR 2	LAP TIME	MPH	DIFF	TIME OF DAY
1 -		32.036	2:04.381	57.28	37.368	14:47:26.960
2 -	56.250	31.606	1:27.856	81.09	0.843	14:48:54.816
3 -	56.437	31.167	1:27.604	81.32	0.591	14:50:22.420
4 -	56.663	31.345	1:28.008	80.95	0.995	14:51:50.428
5 -	56.294	31.441	1:27.735	81.20	0.722	14:53:18.163
6 -	56.580	31.879	1:28.459	80.54	1.446	14:54:46.622
7 -	56.397	31.742	1:28.139	80.83	1.126	14:56:14.761
8 -	55.908	31.265	1:27.173 (2)	81.72	0.160	14:57:41.934
9 -	***55.762***	31.691	1:27.453 (3)	81.46	0.440	14:59:09.387
10 -	56.112	***30.901***	***1:27.013*** (1)	***81.88***		***15:00:36.400***

P18 1 MZ Alexander MANN

MZ TS 250 - HS Racing

IDEAL LAP TIME : 1:27.084 BEST LAP TIME : 1:27.335 DIFFERENCE : 0.251

LAP	SECTOR 1	SECTOR 2	LAP TIME	MPH	DIFF	TIME OF DAY
1 -		31.724	2:04.268	57.33	36.933	14:47:26.847
2 -	56.699	31.391	1:28.090	80.87	0.755	14:48:54.937
3 -	56.206	31.373	1:27.579 (2)	81.35	0.244	14:50:22.516
4 -	56.411	31.707	1:28.118	80.85	0.783	14:51:50.634
5 -	56.261	31.672	1:27.933	81.02	0.598	14:53:18.567
6 -	56.403	31.630	1:28.033	80.93	0.698	14:54:46.600
7 -	56.523	32.109	1:28.632	80.38	1.297	14:56:15.232
8 -	56.104	***31.231***	***1:27.335*** (1)	***81.57***		***14:57:42.567***
9 -	***55.853***	31.961	1:27.814	81.13	0.479	14:59:10.381
10 -	56.067	31.532	1:27.599 (3)	81.33	0.264	15:00:37.980

P19 101 S Augustas GUJIS

Kawasaki NINJA -

IDEAL LAP TIME : 1:29.400 BEST LAP TIME : 1:29.681 DIFFERENCE : 0.281

LAP	SECTOR 1	SECTOR 2	LAP TIME	MPH	DIFF	TIME OF DAY
1 -		33.833	1:38.409	72.39	8.728	14:47:00.988
2 -	59.582	32.011	1:31.593	77.78	1.912	14:48:32.581
3 -	59.083	32.944	1:32.027	77.41	2.346	14:50:04.608
4 -	58.891	***31.985***	1:30.876	78.39	1.195	14:51:35.484
5 -	58.670	32.091	1:30.761	78.49	1.080	14:53:06.245
6 -	57.970	32.502	1:30.472 (2)	78.74	0.791	14:54:36.717
7 -	58.646	33.019	1:31.665	77.72	1.984	14:56:08.382
8 -	58.345	32.687	1:31.032	78.26	1.351	14:57:39.414
9 -	58.187	32.398	1:30.585 (3)	78.65	0.904	14:59:09.999
10 -	***57.415***	32.266	***1:29.681*** (1)	***79.44***		***15:00:39.680***

P20 77 S Ryan HAYBYRNE

Kawasaki NINJA 400 -

IDEAL LAP TIME : 1:30.293 BEST LAP TIME : 1:30.543 DIFFERENCE : 0.250

LAP	SECTOR 1	SECTOR 2	LAP TIME	MPH	DIFF	TIME OF DAY
1 -		33.361	1:37.560	73.02	7.017	14:47:00.139
2 -	58.986	32.996	1:31.982	77.45	1.439	14:48:32.121
3 -	59.091	32.623	1:31.714	77.68	1.171	14:50:03.835
4 -	59.375	32.757	1:32.132	77.33	1.589	14:51:35.967
5 -	59.007	32.640	1:31.647	77.74	1.104	14:53:07.614
6 -	***58.005***	32.965	1:30.970	78.31	0.427	14:54:38.584
7 -	58.283	32.607	1:30.890 (3)	78.38	0.347	14:56:09.474
8 -	58.255	***32.288***	***1:30.543*** (1)	***78.68***		***14:57:40.017***
9 -	58.106	32.523	1:30.629 (2)	78.61	0.086	14:59:10.646
10 -	58.007	32.908	1:30.915	78.36	0.372	15:00:41.561

BMCRC - MRO Championships - Rnd 6 @ Donington Park National

ACU Team Green Junior Cup & Senior Ninjas | BMZRC 250 MZ

RACE 12 - SECTOR ANALYSIS

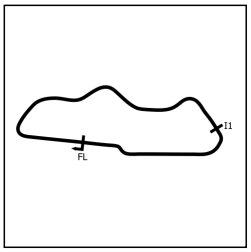

SECTOR 1 = FL to I1, SECTOR 2 = I1 to FL, DIFF = Difference To Personal Best Lap, P = Crossed Finish Line in Pit Lane, D = Time Disallowed

P21 337 S Lee HORWOOD

Kawasaki NINJA 300 - Melman Electrical

IDEAL LAP TIME : 1:29.773 BEST LAP TIME : 1:30.673 DIFFERENCE : 0.900

LAP	SECTOR 1	SECTOR 2	LAP TIME	MPH	DIFF	TIME OF DAY
1 -		33.894	1:38.757	72.14	8.084	14:47:01.336
2 -	58.505	***32.370***	1:30.875 **(2)**	78.40	0.202	14:48:32.211
3 -	58.479	32.473	1:30.952	78.33	0.279	14:50:03.163
4 -	58.667	32.435	1:31.102	78.20	0.429	14:51:34.265
5 -	59.283	32.828	1:32.111	77.34	1.438	14:53:06.376
6 -	58.074	32.599	***1:30.673*** **(1)**	***78.57***		***14:54:37.049***
7 -	58.475	32.656	1:31.131	78.18	0.458	14:56:08.180
8 -	58.704	32.642	1:31.346	77.99	0.673	14:57:39.526
9 -	58.172	33.865	1:32.037	77.41	1.364	14:59:11.563
10 -	***57.403***	33.506	1:30.909 **(3)**	78.37	0.236	15:00:42.472

P22 96 MZ Chris KENT

MZ TS 250 -

IDEAL LAP TIME : 1:28.884 BEST LAP TIME : 1:29.474 DIFFERENCE : 0.590

LAP	SECTOR 1	SECTOR 2	LAP TIME	MPH	DIFF	TIME OF DAY
1 -		32.326	2:05.636	56.70	36.162	14:47:28.215
2 -	57.322	32.630	1:29.952 **(3)**	79.20	0.478	14:48:58.167
3 -	57.836	32.439	1:30.275	78.92	0.801	14:50:28.442
4 -	58.007	32.681	1:30.688	78.56	1.214	14:51:59.130
5 -	57.966	33.375	1:31.341	78.00	1.867	14:53:30.471
6 -	***57.030***	33.059	1:30.089	79.08	0.615	14:55:00.560
7 -	57.536	32.639	1:30.175	79.00	0.701	14:56:30.735
8 -	57.363	32.537	1:29.900 **(2)**	79.25	0.426	14:58:00.635
9 -	57.620	***31.854***	***1:29.474*** **(1)**	***79.62***		***14:59:30.109***

P23 13 MZ Gordon RYAN

MZ 250 - Prism Work Psychology

IDEAL LAP TIME : 1:29.286 BEST LAP TIME : 1:29.632 DIFFERENCE : 0.346

LAP	SECTOR 1	SECTOR 2	LAP TIME	MPH	DIFF	TIME OF DAY
1 -		32.509	2:06.146	56.47	36.514	14:47:28.725
2 -	57.703	32.770	1:30.473	78.74	0.841	14:48:59.198
3 -	57.757	32.635	1:30.392	78.81	0.760	14:50:29.590
4 -	57.612	32.555	1:30.167	79.01	0.535	14:51:59.757
5 -	57.604	32.995	1:30.599	78.63	0.967	14:53:30.356
6 -	58.011	32.807	1:30.818	78.44	1.186	14:55:01.174
7 -	57.471	32.350	1:29.821 **(3)**	79.32	0.189	14:56:30.995
8 -	***57.375***	32.257	***1:29.632*** **(1)**	***79.48***		***14:58:00.627***
9 -	57.838	***31.911***	1:29.749 **(2)**	79.38	0.117	14:59:30.376

P24 89 MZ James McCORMACK

MZ TS 250 -

IDEAL LAP TIME : 1:30.541 BEST LAP TIME : 1:30.970 DIFFERENCE : 0.429

LAP	SECTOR 1	SECTOR 2	LAP TIME	MPH	DIFF	TIME OF DAY
1 -		***32.594***	2:06.828	56.17	35.858	14:47:29.407
2 -	***57.947***	33.023	***1:30.970*** **(1)**	***78.31***		***14:49:00.377***
3 -	59.482	33.479	1:32.961	76.64	1.991	14:50:33.338
4 -	59.158	33.555	1:32.713	76.84	1.743	14:52:06.051
5 -	58.618	34.268	1:32.886	76.70	1.916	14:53:38.937
6 -	58.027	33.111	1:31.138 **(2)**	78.17	0.168	14:55:10.075
7 -	58.976	33.605	1:32.581	76.95	1.611	14:56:42.656
8 -	58.693	33.448	1:32.141 **(3)**	77.32	1.171	14:58:14.797
9 -	58.866	34.117	1:32.983	76.62	2.013	14:59:47.780

BMCRC - MRO Championships - Rnd 6 @ Donington Park National

ACU Team Green Junior Cup & Senior Ninjas | BMZRC 250 MZ

RACE 12 - SECTOR ANALYSIS

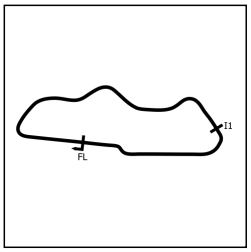

SECTOR 1 = FL to I1, SECTOR 2 = I1 to FL, DIFF = Difference To Personal Best Lap, P = Crossed Finish Line in Pit Lane, D = Time Disallowed

P25 94 MZ George SALTHOUSE MZ 250 - Illuminate Design

IDEAL LAP TIME : 1:35.941 BEST LAP TIME : 1:36.254 DIFFERENCE : 0.313

LAP	SECTOR 1	SECTOR 2	LAP TIME	MPH	DIFF	TIME OF DAY
1 -		34.840	2:16.966	52.01	40.712	14:47:39.545
2 -	1:02.552	35.108	1:37.660	72.95	1.406	14:49:17.205
3 -	1:02.834	34.930	1:37.764	72.87	1.510	14:50:54.969
4 -	1:02.814	36.524	1:39.338	71.72	3.084	14:52:34.307
5 -	1:02.521	34.672	1:37.193	73.30	0.939	14:54:11.500
6 -	***1:01.699***	34.555	***1:36.254*** **(1)**	***74.01***		***14:55:47.754***
7 -	1:02.233	34.981	1:37.214	73.28	0.960	14:57:24.968
8 -	1:01.998	34.326	1:36.324 **(2)**	73.96	0.070	14:59:01.292
9 -	1:02.121	***34.242***	1:36.363 **(3)**	73.93	0.109	15:00:37.655

BMCRC - MRO Championships - Rnd 6 @ Donington Park National

ACU Team Green Junior Cup & Senior Ninjas | BMZRC 250 MZ

RACE 12 - BEST SECTORS

	SECTOR 1		SECTOR 2	
POS	NO	TIME	NO	TIME
1	112	52.326	112	29.402
2	90	52.555	90	29.566
3	113	52.837	99	29.635
4	124	53.204	113	29.725
5	99	53.317	124	29.776
6	110	53.380	110	29.781
7	164	53.583	25	29.946
8	25	53.795	164	30.074
9	611	53.960	27	30.235
10	27	54.464	611	30.476
11	61	54.577	61	30.752
12	42	55.452	85	30.901
13	85	55.762	42	30.948
14	1	55.853	81	31.199
15	81	56.133	1	31.231
16	171	56.798	171	31.777
17	96	57.030	96	31.854
18	13	57.375	13	31.911
19	337	57.403	101	31.985
20	101	57.415	53	31.994
21	54	57.478	54	32.201
22	53	57.720	77	32.288
23	89	57.947	337	32.370
24	77	58.005	89	32.594
25	94	1:01.699	94	34.242
26				

IDEAL / BEST COMPARISON

POS	NO	NAME	IDEAL	BEST	DIFF
		PERFECT LAP	**1:21.728**		
1	112	BRAY	1:21.728	1:21.860	0.132
2	90	BARRELL	1:22.121	1:22.121	0.000
3	113	McCARTHY	1:22.562	1:22.666	0.104
4	99	ROUND	1:22.952	1:23.099	0.147
5	124	BAKER	1:22.980	1:22.980	0.000
6	110	HARTLEY	1:23.161	1:23.170	0.009
7	164	COWIE	1:23.657	1:23.722	0.065
8	25	GLEESON	1:23.741	1:23.741	0.000
9	611	BIRCHALL	1:24.436	1:24.602	0.166
10	27	GARROD	1:24.699	1:24.699	0.000
11	61	EVETTS	1:25.329	1:25.441	0.112
12	42	BAINBOROUGH	1:26.400	1:26.427	0.027
13	85	WALES	1:26.663	1:27.013	0.350
14	1	MANN	1:27.084	1:27.335	0.251
15	81	WILTON	1:27.332	1:27.404	0.072
16	171	LEES	1:28.575	1:28.611	0.036
17	96	KENT	1:28.884	1:29.474	0.590
18	13	RYAN	1:29.286	1:29.632	0.346
19	101	GUJIS	1:29.400	1:29.681	0.281
20	54	SCOTT	1:29.679	1:29.679	0.000
21	53	EGGINTON	1:29.714	1:29.968	0.254
22	337	HORWOOD	1:29.773	1:30.673	0.900
23	77	HAYBYRNE	1:30.293	1:30.543	0.250
24	89	McCORMACK	1:30.541	1:30.970	0.429
25	94	SALTHOUSE	1:35.941	1:36.254	0.313

Weather / Track : Cloudy / Dry

Donington Park National: 1.9790 miles
Date: 26/07/2026 Start: 14:45 Finish: 14:59

Results can be found at www.tsl-timing.com

Printed - 15:01 Sunday, 26 July 2026

BMCRC - MRO Championships - Rnd 6 @ Donington Park National

ACU Team Green Junior Cup & Senior Ninjas | BMZRC 250 MZ

RACE 12 - STATISTICS

Competitors Started	25
Planned Start	2026-07-26 @ 14:10:00.000
Actual Start	2026-07-26 @ 14:45:22.578
Finish Time	2026-07-26 @ 14:59:13.398
Track Length	1.9790mi.
Total Laps	246
Total Distance Covered	486.8505mi.

Session Fastest Lap History

NO	CL	NAME	LAP TIME	TIME OF DAY	LAP	VEHICLE
90	J	**Harry BARRELL**	**1:22.466**	14:48:11.291	2	Kawasaki NINJA 400
112	S	**Dan BRAY**	**1:22.313**	14:49:35.758	3	Kawasaki NINJA 400
90	J	**Harry BARRELL**	**1:22.121**	14:50:55.902	4	Kawasaki NINJA 400
112	S	**Dan BRAY**	**1:21.860**	14:59:13.399	10	Kawasaki NINJA 400

Session Leader History

NO	CL	NAME	FROM LAP	LAPS LED	DISTANCE	VEHICLE
90	J	**Harry BARRELL**	1	9	17.77 miles	Kawasaki NINJA 400
112	S	**Dan BRAY**	10	1	1.97 miles	Kawasaki NINJA 400

Flag History

TYPE	TIME OF DAY
GREEN	14:45:22.578
FINISH	14:59:13.398

Flag Statistics

TYPE	COUNT	TOTAL LAPS	TOTAL TIME
Green	1	10	15:33.275
Red	0	0	0.000
Safety Car	0	0	0.000
FCY	0	0	0.000

BMCRC - MRO Championships - Rnd 6 @ Donington Park National

ACU Team Green Junior Cup & Senior Ninjas | BMZRC 250 MZ

RACE 12 - STATISTICS

CLASS : J

14 Starters

Fastest Lap History

NO	NAME	LAP TIME	TIME OF DAY	LAP	VEHICLE
90	**Harry BARRELL**	**1:22.466**	14:48:11.291	2	Kawasaki NINJA 400
90	**Harry BARRELL**	**1:22.121**	14:50:55.902	4	Kawasaki NINJA 400

Leader History

NO	NAME	FROM LAP	LAPS LED	DISTANCE	VEHICLE
90	**Harry BARRELL**	1	10	19.75 miles	Kawasaki NINJA 400

BMCRC - MRO Championships - Rnd 6 @ Donington Park National

ACU Team Green Junior Cup & Senior Ninjas | BMZRC 250 MZ

RACE 12 - STATISTICS

CLASS : S

5 Starters

Fastest Lap History

NO	NAME	LAP TIME	TIME OF DAY	LAP	VEHICLE
112	**Dan BRAY**	**1:22.878**	14:48:13.445	2	Kawasaki NINJA 400
112	**Dan BRAY**	**1:22.313**	14:49:35.758	3	Kawasaki NINJA 400
112	**Dan BRAY**	**1:22.209**	14:50:57.967	4	Kawasaki NINJA 400
112	**Dan BRAY**	**1:21.860**	14:59:13.399	10	Kawasaki NINJA 400

Leader History

NO	NAME	FROM LAP	LAPS LED	DISTANCE	VEHICLE
112	**Dan BRAY**	1	10	19.75 miles	Kawasaki NINJA 400

BMCRC - MRO Championships - Rnd 6 @ Donington Park National

ACU Team Green Junior Cup & Senior Ninjas | BMZRC 250 MZ

RACE 12 - STATISTICS

CLASS : MZ

6 Starters

Fastest Lap History

NO	NAME	LAP TIME	TIME OF DAY	LAP	VEHICLE
85	**Andrew WALES**	**1:27.856**	14:48:54.816	2	MZ ETZ 250
85	**Andrew WALES**	**1:27.604**	14:50:22.420	3	MZ ETZ 250
1	**Alexander MANN**	**1:27.579**	14:50:22.516	3	MZ TS 250
85	**Andrew WALES**	**1:27.173**	14:57:41.934	8	MZ ETZ 250
85	**Andrew WALES**	**1:27.013**	15:00:36.400	10	MZ ETZ 250

Leader History

NO	NAME	FROM LAP	LAPS LED	DISTANCE	VEHICLE
1	**Alexander MANN**	1	1	1.94 miles	MZ TS 250
85	**Andrew WALES**	2	4	7.91 miles	MZ ETZ 250
1	**Alexander MANN**	6	1	1.97 miles	MZ TS 250
85	**Andrew WALES**	7	4	7.91 miles	MZ ETZ 250







SETON TUNING MRO POWERBIKES & MRO CLUBMAN 1000 CUP | MRO RETRO 1000s |

BMCRC-MRO Championships – Round 6

Donington Park National

25th / 26th July 2026

Timing & Results Provided by Timing Solutions Ltd

www.tsl-timing.com

Donington Park National Circuit

Castle Donington, Derby, UK

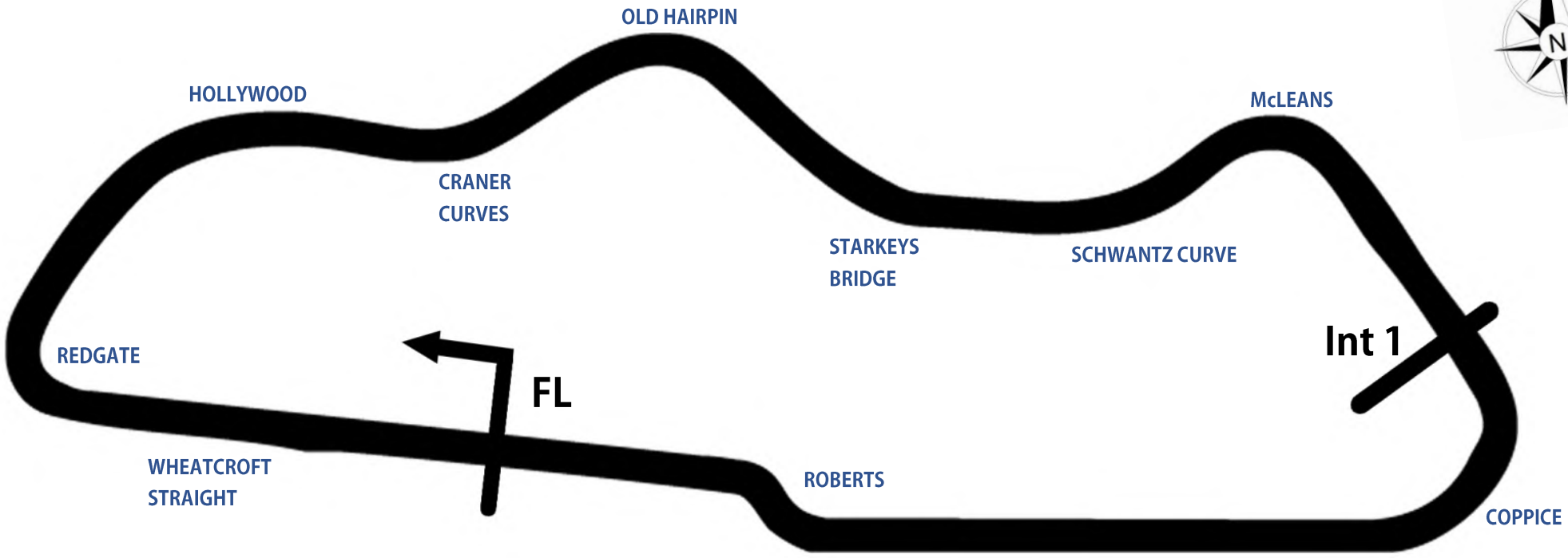

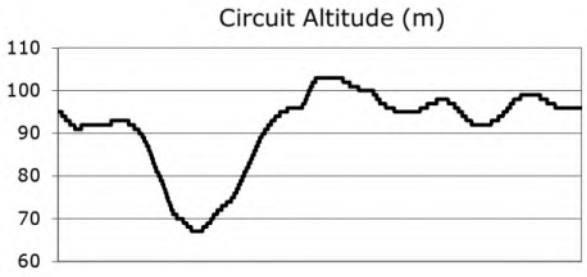

Length	1.9790 miles | 3.185 km | 3185m		
FL	Start @ 60m	52.82971 N	1.37867 W
Int 1	2096m	52.82978 N	1.36508 W
Pit Entry	3158m	52.82951 N	1.37832 W
Pit Exit	229m after FL	52.82996 N	1.38205 W
Pit Entry - Pit Exit	256m, 18.4s @ 50kph, 15.3s @ 60kph		

Results & Live Timing available at – www.tsl-timing.com

Updated - 24/01/2024 10:46







BMCRC - MRO Championships - Rnd 6 @ Donington Park National

Powerbikes inc Clubman 1000 & Retro 1000

QUALIFYING - CLASSIFICATION

POS	NO	CL	PIC	NAME	ENTRY	TIME	ON	LAPS	GAP	DIFF	MPH
1	**3**		1	**Ryan GIBSON**	BMW S1000RR - GIBSON MOTORS	**1:08.852**	7	9			103.47
2	**6**		2	**Brendan MALLINDER**	Honda Fireblade - Team MALLY	**1:09.236**	4	4	**0.384**	0.384	102.90
3	**52**		3	**Jordan RUSHBY**	BMW S1000RR - Alliance Steel Services Ltd	**1:10.398**	4	9	**1.546**	1.162	101.20
4	**223**	C	1	**Rafal KISYK**	Yamaha R1 -	**1:11.122**	4	7	**2.270**	0.724	100.17
5	**15**	C	2	**Tommy JONES**	Honda CBR 1000 RR - Grandad / Armada racing	**1:11.531**	7	8	**2.679**	0.409	99.60
6	**83**		4	**Jason SIGGS**	Yamaha R1 - J Siggs Construction	**1:11.899**	5	8	**3.047**	0.368	99.09
7	**87**		5	**Karl THOMPSON**	Honda Fireblade RR - #Teamrace/Bishops Lane Garag	**1:12.164**	5	8	**3.312**	0.265	98.72
8	**12**		6	**Matt PALLETT**	Triumph 765RS - LRB ELECTRICAL & BUILDING SOL	**1:12.219**	7	8	**3.367**	0.055	98.65
9	**88**		7	**Scott HALLIDAY**	Honda CBR 1000 RR - Performance fitness gym	**1:12.605**	5	7	**3.753**	0.386	98.12
10	**18**		8	**Sigitas CERNIAUSKAS**	Yamaha R1 - SC MOTO	**1:13.015**	4	8	**4.163**	0.410	97.57
11	**4**	C	3	**Remi MATUZAS**	Yamaha R1 - SC MOTO	**1:13.543**	4	7	**4.691**	0.528	96.87
12	**21**	C	4	**Marc BETTS**	Yamaha R1 - Alex James construction / ACRE	**1:14.037**	2	8	**5.185**	0.494	96.23
13	**850**	RET	1	**Clinton WOOD**	Suzuki GSXR1000 - CLINTON WOOD	**1:14.998**	4	8	**6.146**	0.961	94.99
14	**813**	C	5	**Angus BRACKEN**	Kawasaki ZX10RR -	**1:15.317**	5	8	**6.465**	0.319	94.59
15	**63**	RET	2	**Matthew WREN**	Suzuki GSXR - TBR performance	**1:15.524**	8	8	**6.672**	0.207	94.33
16	**16**	C	6	**Ryan BULL**	Honda CBR 1000 RR - CSS Scaffolding LTD	**1:15.571**	6	8	**6.719**	0.047	94.27
17	**65**	C	7	**Gareth FAITH**	BMW S1000RR - Sitramoto	**1:15.760**	7	8	**6.908**	0.189	94.04
18	**50**	RET	3	**Lee ELLIS**	Honda CBR 1000 RR -	**1:17.668**	2	8	**8.816**	1.908	91.73
19	**36**	C	8	**Alan MORGAN**	Suzuki GSXR 1000 - Little Duck Racing	**1:17.837**	4	7	**8.985**	0.169	91.53
20	**66**	C	9	**Stephen HARVEY**	Kawasaki ZX10 - The bike experience	**1:18.975**	5	8	**10.123**	1.138	90.21
21	**23**		9	**Nicholas CURRIE**	BMW S1000RR -	**1:19.430**	2	6	**10.578**	0.455	89.69
22	**202**	C	10	**Kelvin BOSWELL**	Kawasaki ZX10R -	**1:19.977**	7	7	**11.125**	0.547	89.08
23	**888**	RET	4	**Paul FAGG**	Yamaha R1 4C8 - thebikeexperience.org	**1:20.864**	2	4	**12.012**	0.887	88.10
24	**120**	RET	5	**Chris DEGG**	Honda Fireblade - Niche energy	**1:25.477**	2	7	**16.625**	4.613	83.35
25	**100**	C	11	**Jack HUGHES**	Yamaha R1 - IWS			3			

Weather / Track : Bright / Dry
These results are provisional until the conclusion of any judicial and technical matters.

Date: 25/07/2026 Start: 11:12 Finish: 11:22
Donington Park National: 1.9790 miles

Clerk Of Course: Caroline Patterson / Andy Brown	Timekeeper: Richard Evans	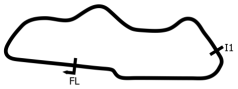

Results can be found at www.tsl-timing.com

Printed - 11:24 Saturday, 25 July 2026







BMCRC - MRO Championships - Rnd 6 @ Donington Park National

Powerbikes inc Clubman 1000 & Retro 1000

QUALIFYING - SECTOR ANALYSIS

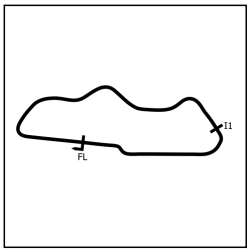

SECTOR 1 = FL to I1, SECTOR 2 = I1 to FL, DIFF = Difference To Personal Best Lap, P = Crossed Finish Line in Pit Lane, D = Time Disallowed

P1 3 Ryan GIBSON — BMW S1000RR - GIBSON MOTORS

IDEAL LAP TIME : 1:08.852 BEST LAP TIME : 1:08.852 DIFFERENCE : 0.000

LAP	SECTOR 1	SECTOR 2	LAP TIME		MPH	DIFF	TIME OF DAY
1 -	49.800	25.431	1:15.231		94.70	6.379	11:14:04.980
2 -	46.209	24.907	1:11.116		100.18	2.264	11:15:16.096
3 -	44.956	24.370	1:09.326	(3)	102.77	0.474	11:16:25.422
4 -	45.110	24.800	1:09.910		101.91	1.058	11:17:35.332
5 -	45.418	25.283	1:10.701		100.77	1.849	11:18:46.033
6 -	44.920	24.335	1:09.255	(2)	102.87	0.403	11:19:55.288
7 -	***44.773***	***24.079***	***1:08.852***	**(1)**	***103.47***		***11:21:04.140***
8 -	45.828	25.405	1:11.233		100.01	2.381	11:22:15.373
9 -	47.949	27.048	1:14.997		94.99	6.145	11:23:30.370

P2 6 Brendan MALLINDER — Honda Fireblade - Team MALLY

IDEAL LAP TIME : 1:09.170 BEST LAP TIME : 1:09.236 DIFFERENCE : 0.066

LAP	SECTOR 1	SECTOR 2	LAP TIME		MPH	DIFF	TIME OF DAY
1 -	48.710	25.166	1:13.876		96.44	4.640	11:14:03.943
2 -	45.444	24.563	1:10.007	(3)	101.77	0.771	11:15:13.950
3 -	44.943	***24.364***	1:09.307	(2)	102.79	0.071	11:16:23.257
4 -	***44.806***	24.430	***1:09.236***	**(1)**	***102.90***		***11:17:32.493***
5 -	45.203						

P3 52 Jordan RUSHBY — BMW S1000RR - Alliance Steel Services Ltd

IDEAL LAP TIME : 1:10.074 BEST LAP TIME : 1:10.398 DIFFERENCE : 0.324

LAP	SECTOR 1	SECTOR 2	LAP TIME		MPH	DIFF	TIME OF DAY
1 -	48.700	26.291	1:14.991		95.00	4.593	11:14:03.144
2 -	46.523	***24.445***	1:10.968		100.39	0.570	11:15:14.112
3 -	***45.629***	24.798	1:10.427	(2)	101.16	0.029	11:16:24.539
4 -	45.724	24.674	***1:10.398***	**(1)**	***101.20***		***11:17:34.937***
5 -	45.643	25.326	1:10.969		100.39	0.571	11:18:45.906
6 -	49.788	25.244	1:15.032		94.95	4.634	11:20:00.938
7 -	45.837	24.616	1:10.453	(3)	101.12	0.055	11:21:11.391
8 -	45.730	24.930	1:10.660		100.82	0.262	11:22:22.051
9 -	51.730	IN PIT	1:25.057	**P**	83.76	14.659	11:23:47.108

P4 223 C Rafal KISYK — Yamaha R1 -

IDEAL LAP TIME : 1:10.808 BEST LAP TIME : 1:11.122 DIFFERENCE : 0.314

LAP	SECTOR 1	SECTOR 2	LAP TIME		MPH	DIFF	TIME OF DAY
1 -	49.008	26.495	1:15.503		94.36	4.381	11:14:06.373
2 -	48.015	25.849	1:13.864		96.45	2.742	11:15:20.237
3 -	46.109	25.090	1:11.199	(2)	100.06	0.077	11:16:31.436
4 -	***45.781***	25.341	***1:11.122***	**(1)**	***100.17***		***11:17:42.558***
5 -	47.004	25.201	1:12.205		98.67	1.083	11:18:54.763
6 -	46.421	***25.027***	1:11.448	(3)	99.71	0.326	11:20:06.211
7 -	46.454	IN PIT	1:54.593	**P**	62.17	43.471	11:22:00.804

P5 15 C Tommy JONES — Honda CBR 1000 RR - Grandad / Armada racing

IDEAL LAP TIME : 1:11.351 BEST LAP TIME : 1:11.531 DIFFERENCE : 0.180

LAP	SECTOR 1	SECTOR 2	LAP TIME		MPH	DIFF	TIME OF DAY
1 -	51.966	26.476	1:18.442		90.82	6.911	11:14:11.170
2 -	48.009	26.045	1:14.054		96.20	2.523	11:15:25.224
3 -	46.891	25.740	1:12.631		98.09	1.100	11:16:37.855
4 -	46.383	***25.251***	1:11.634	(2)	99.45	0.103	11:17:49.489
5 -	47.470	25.734	1:13.204		97.32	1.673	11:19:02.693
6 -	46.667	25.515	1:12.182	(3)	98.70	0.651	11:20:14.875
7 -	***46.100***	25.431	***1:11.531***	**(1)**	***99.60***		***11:21:26.406***
8 -	48.996	26.337	1:15.333		94.57	3.802	11:22:41.739

Weather / Track : Bright / Dry

Donington Park National: 1.9790 miles
Date: 25/07/2026 Start: 11:12 Finish: 11:22

BMCRC - MRO Championships - Rnd 6 @ Donington Park National

Powerbikes inc Clubman 1000 & Retro 1000

QUALIFYING - SECTOR ANALYSIS

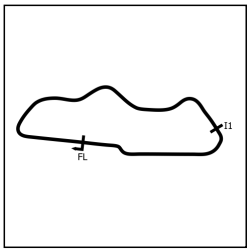

SECTOR 1 = FL to I1, SECTOR 2 = I1 to FL, DIFF = Difference To Personal Best Lap, P = Crossed Finish Line in Pit Lane, D = Time Disallowed

P6 83 Jason SIGGS — Yamaha R1 - J Siggs Construction

IDEAL LAP TIME : 1:11.899 BEST LAP TIME : 1:11.899 DIFFERENCE : 0.000

LAP	SECTOR 1	SECTOR 2	LAP TIME	MPH	DIFF	TIME OF DAY
1 -	52.734	26.876	1:19.610	89.49	7.711	11:14:13.091
2 -	48.725	25.876	1:14.601 (3)	95.50	2.702	11:15:27.692
3 -	47.611	25.738	1:13.349 (2)	97.13	1.450	11:16:41.041
4 -	49.935	25.981	1:15.916	93.84	4.017	11:17:56.957
5 -	***46.644***	***25.255***	***1:11.899 (1)***	***99.09***		***11:19:08.856***
6 -	51.441	26.883	1:18.324	90.96	6.425	11:20:27.180
7 -	48.266	31.226	1:19.492	89.62	7.593	11:21:46.672
8 -	50.685	28.857	1:19.542	89.57	7.643	11:23:06.214

P7 87 Karl THOMPSON — Honda Fireblade RR - #Teamrace/Bishops Lane Garage

IDEAL LAP TIME : 1:12.164 BEST LAP TIME : 1:12.164 DIFFERENCE : 0.000

LAP	SECTOR 1	SECTOR 2	LAP TIME	MPH	DIFF	TIME OF DAY
1 -	52.649	27.121	1:19.770	89.31	7.606	11:14:13.693
2 -	49.315	26.264	1:15.579	94.26	3.415	11:15:29.272
3 -	47.934	25.891	1:13.825	96.50	1.661	11:16:43.097
4 -	47.538	25.737	1:13.275	97.23	1.111	11:17:56.372
5 -	***46.886***	***25.278***	***1:12.164 (1)***	***98.72***		***11:19:08.536***
6 -	47.528	25.392	1:12.920 (3)	97.70	0.756	11:20:21.456
7 -	48.260	26.137	1:14.397	95.76	2.233	11:21:35.853
8 -	47.030	25.345	1:12.375 (2)	98.44	0.211	11:22:48.228

P8 12 Matt PALLETT — Triumph 765RS - LRB ELECTRICAL & BUILDING SOLUTIONS

IDEAL LAP TIME : 1:11.880 BEST LAP TIME : 1:12.219 DIFFERENCE : 0.339

LAP	SECTOR 1	SECTOR 2	LAP TIME	MPH	DIFF	TIME OF DAY
1 -	49.391	27.138	1:16.529	93.09	4.310	11:14:04.124
2 -	46.882	26.220	1:13.102	97.46	0.883	11:15:17.226
3 -	46.709	25.829	1:12.538	98.21	0.319	11:16:29.764
4 -	46.364	26.079	1:12.443 (2)	98.34	0.224	11:17:42.207
5 -	47.003	26.408	1:13.411	97.05	1.192	11:18:55.618
6 -	47.903	25.830	1:13.733	96.62	1.514	11:20:09.351
7 -	***46.160***	26.059	***1:12.219 (1)***	***98.65***		***11:21:21.570***
8 -	46.799	***25.720***	1:12.519 (3)	98.24	0.300	11:22:34.089

P9 88 Scott HALLIDAY — Honda CBR 1000 RR - Performance fitness gym

IDEAL LAP TIME : 1:12.518 BEST LAP TIME : 1:12.605 DIFFERENCE : 0.087

LAP	SECTOR 1	SECTOR 2	LAP TIME	MPH	DIFF	TIME OF DAY
1 -	52.322	26.767	1:19.089	90.08	6.484	11:14:12.095
2 -	48.359	25.566	1:13.925	96.37	1.320	11:15:26.020
3 -	47.381	***25.402***	1:12.783 (2)	97.88	0.178	11:16:38.803
4 -	47.421	25.553	1:12.974 (3)	97.63	0.369	11:17:51.777
5 -	***47.116***	25.489	***1:12.605 (1)***	***98.12***		***11:19:04.382***
6 -	48.032	26.130	1:14.162	96.06	1.557	11:20:18.544
7 -	51.811	IN PIT	1:23.279 **P**	85.55	10.674	11:21:41.823

P10 18 Sigitas CERNIAUSKAS — Yamaha R1 - SC MOTO

IDEAL LAP TIME : 1:12.673 BEST LAP TIME : 1:13.015 DIFFERENCE : 0.342

LAP	SECTOR 1	SECTOR 2	LAP TIME	MPH	DIFF	TIME OF DAY
1 -	51.790	27.320	1:19.110	90.05	6.095	11:14:11.678
2 -	49.600	26.057	1:15.657	94.17	2.642	11:15:27.335
3 -	47.795	25.640	1:13.435	97.01	0.420	11:16:40.770
4 -	47.358	25.657	***1:13.015 (1)***	***97.57***		***11:17:53.785***
5 -	***47.298***	25.782	1:13.080 (2)	97.49	0.065	11:19:06.865
6 -	47.778	***25.375***	1:13.153 (3)	97.39	0.138	11:20:20.018
7 -	49.430	25.982	1:15.412	94.47	2.397	11:21:35.430
8 -	47.639	25.886	1:13.525	96.90	0.510	11:22:48.955

BMCRC - MRO Championships - Rnd 6 @ Donington Park National

Powerbikes inc Clubman 1000 & Retro 1000

QUALIFYING - SECTOR ANALYSIS

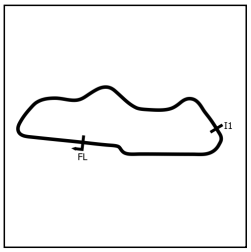

SECTOR 1 = FL to I1, SECTOR 2 = I1 to FL, DIFF = Difference To Personal Best Lap, P = Crossed Finish Line in Pit Lane, D = Time Disallowed

P11 4 C Remi MATUZAS — Yamaha R1 - SC MOTO

IDEAL LAP TIME : 1:13.507 BEST LAP TIME : 1:13.543 DIFFERENCE : 0.036

LAP	SECTOR 1	SECTOR 2	LAP TIME	MPH	DIFF	TIME OF DAY
1 -	50.539	26.689	1:17.228	92.25	3.685	11:14:09.832
2 -	49.113	26.461	1:15.574	94.27	2.031	11:15:25.406
3 -	48.507	26.178	1:14.685	95.39	1.142	11:16:40.091
4 -	***47.671***	25.872	***1:13.543*** **(1)**	***96.87***		***11:17:53.634***
5 -	48.265	***25.836***	1:14.101 **(3)**	96.14	0.558	11:19:07.735
6 -	48.007	25.966	1:13.973 **(2)**	96.31	0.430	11:20:21.708
7 -	49.231	IN PIT	1:22.555 **P**	86.30	9.012	11:21:44.263

P12 21 C Marc BETTS — Yamaha R1 - Alex James construction / ACRE

IDEAL LAP TIME : 1:13.760 BEST LAP TIME : 1:14.037 DIFFERENCE : 0.277

LAP	SECTOR 1	SECTOR 2	LAP TIME	MPH	DIFF	TIME OF DAY
1 -	50.165	26.711	1:16.876	92.67	2.839	11:14:05.939
2 -	48.202	***25.835***	***1:14.037*** **(1)**	***96.23***		***11:15:19.976***
3 -	48.373	26.504	1:14.877	95.15	0.840	11:16:34.853
4 -	48.097	26.327	1:14.424	95.73	0.387	11:17:49.277
5 -	48.582	26.164	1:14.746	95.31	0.709	11:19:04.023
6 -	48.220	26.131	1:14.351 **(3)**	95.82	0.314	11:20:18.374
7 -	52.095	27.351	1:19.446	89.67	5.409	11:21:37.820
8 -	***47.925***	26.218	1:14.143 **(2)**	96.09	0.106	11:22:51.963

P13 850 RET Clinton WOOD — Suzuki GSXR1000 - CLINTON WOOD

IDEAL LAP TIME : 1:14.950 BEST LAP TIME : 1:14.998 DIFFERENCE : 0.048

LAP	SECTOR 1	SECTOR 2	LAP TIME	MPH	DIFF	TIME OF DAY
1 -	52.612	30.295	1:22.907	85.93	7.909	11:14:17.322
2 -	49.331	26.616	1:15.947	93.81	0.949	11:15:33.269
3 -	***48.557***	26.681	1:15.238	94.69	0.240	11:16:48.507
4 -	48.605	***26.393***	***1:14.998*** **(1)**	***94.99***		***11:18:03.505***
5 -	48.596	26.487	1:15.083 **(3)**	94.89	0.085	11:19:18.588
6 -	48.558	26.472	1:15.030 **(2)**	94.95	0.032	11:20:33.618
7 -	51.646	28.876	1:20.522	88.48	5.524	11:21:54.140
8 -	49.707	27.832	1:17.539	91.88	2.541	11:23:11.679

P14 813 C Angus BRACKEN — Kawasaki ZX10RR -

IDEAL LAP TIME : 1:15.138 BEST LAP TIME : 1:15.317 DIFFERENCE : 0.179

LAP	SECTOR 1	SECTOR 2	LAP TIME	MPH	DIFF	TIME OF DAY
1 -	53.767	27.673	1:21.440	87.48	6.123	11:14:17.731
2 -	50.425	27.037	1:17.462	91.97	2.145	11:15:35.193
3 -	50.161	26.553	1:16.714	92.87	1.397	11:16:51.907
4 -	50.185	26.657	1:16.842	92.71	1.525	11:18:08.749
5 -	***48.934***	26.383	***1:15.317*** **(1)**	***94.59***		***11:19:24.066***
6 -	49.570	26.250	1:15.820 **(3)**	93.96	0.503	11:20:39.886
7 -	49.261	***26.204***	1:15.465 **(2)**	94.40	0.148	11:21:55.351
8 -	49.356	26.659	1:16.015	93.72	0.698	11:23:11.366

P15 63 RET Matthew WREN — Suzuki GSXR - TBR performance

IDEAL LAP TIME : 1:15.524 BEST LAP TIME : 1:15.524 DIFFERENCE : 0.000

LAP	SECTOR 1	SECTOR 2	LAP TIME	MPH	DIFF	TIME OF DAY
1 -	53.447	28.232	1:21.679	87.22	6.155	11:14:18.622
2 -	50.243	27.306	1:17.549	91.87	2.025	11:15:36.171
3 -	49.924	27.054	1:16.978	92.55	1.454	11:16:53.149
4 -	50.668	27.162	1:17.830	91.54	2.306	11:18:10.979
5 -	49.827	26.947	1:16.774	92.80	1.250	11:19:27.753
6 -	49.299	26.570	1:15.869 **(3)**	93.90	0.345	11:20:43.622
7 -	49.067	26.599	1:15.666 **(2)**	94.15	0.142	11:21:59.288
8 -	***48.983***	***26.541***	***1:15.524*** **(1)**	***94.33***		***11:23:14.812***

BMCRC - MRO Championships - Rnd 6 @ Donington Park National

Powerbikes inc Clubman 1000 & Retro 1000

QUALIFYING - SECTOR ANALYSIS

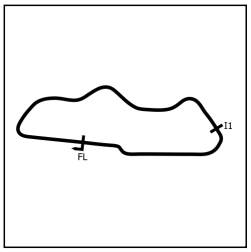

SECTOR 1 = FL to I1, SECTOR 2 = I1 to FL, DIFF = Difference To Personal Best Lap, P = Crossed Finish Line in Pit Lane, D = Time Disallowed

P16 16 C Ryan BULL — Honda CBR 1000 RR - CSS Scaffolding LTD

IDEAL LAP TIME : 1:15.571 BEST LAP TIME : 1:15.571 DIFFERENCE : 0.000

LAP	SECTOR 1	SECTOR 2	LAP TIME		MPH	DIFF	TIME OF DAY
1 -	53.412	27.481	1:20.893		88.07	5.322	11:14:12.868
2 -	50.327	26.839	1:17.166		92.32	1.595	11:15:30.034
3 -	49.799	26.709	1:16.508	(3)	93.12	0.937	11:16:46.542
4 -	49.208	26.404	1:15.612	(2)	94.22	0.041	11:18:02.154
5 -	49.618	27.095	1:16.713		92.87	1.142	11:19:18.867
6 -	***49.200***	***26.371***	***1:15.571***	***(1)***	***94.27***		***11:20:34.438***
7 -	50.507	28.046	1:18.553		90.69	2.982	11:21:52.991
8 -	50.277	27.283	1:17.560		91.85	1.989	11:23:10.551

P17 65 C Gareth FAITH — BMW S1000RR - Sitramoto

IDEAL LAP TIME : 1:15.760 BEST LAP TIME : 1:15.760 DIFFERENCE : 0.000

LAP	SECTOR 1	SECTOR 2	LAP TIME		MPH	DIFF	TIME OF DAY
1 -	52.399	28.034	1:20.433		88.57	4.673	11:14:22.404
2 -	50.692	27.394	1:18.086		91.24	2.326	11:15:40.490
3 -	51.652	27.168	1:18.820		90.39	3.060	11:16:59.310
4 -	51.470	27.245	1:18.715		90.51	2.955	11:18:18.025
5 -	49.659	27.527	1:17.186	(3)	92.30	1.426	11:19:35.211
6 -	49.723	26.804	1:16.527	(2)	93.09	0.767	11:20:51.738
7 -	***49.053***	***26.707***	***1:15.760***	***(1)***	***94.04***		***11:22:07.498***
8 -	53.066	IN PIT	1:43.100	**P**	69.10	27.340	11:23:50.598

P18 50 RET Lee ELLIS — Honda CBR 1000 RR -

IDEAL LAP TIME : 1:17.338 BEST LAP TIME : 1:17.668 DIFFERENCE : 0.330

LAP	SECTOR 1	SECTOR 2	LAP TIME		MPH	DIFF	TIME OF DAY
1 -	54.217	28.094	1:22.311		86.55	4.643	11:14:14.809
2 -	***50.286***	27.382	***1:17.668***	***(1)***	***91.73***		***11:15:32.477***
3 -	50.966	27.427	1:18.393	(3)	90.88	0.725	11:16:50.870
4 -	50.968	27.958	1:18.926		90.26	1.258	11:18:09.796
5 -	51.539	27.329	1:18.868		90.33	1.200	11:19:28.664
6 -	50.619	***27.052***	1:17.671	(2)	91.72	0.003	11:20:46.335
7 -	50.886	28.004	1:18.890		90.31	1.222	11:22:05.225
8 -	51.607	27.719	1:19.326		89.81	1.658	11:23:24.551

P19 36 C Alan MORGAN — Suzuki GSXR 1000 - Little Duck Racing

IDEAL LAP TIME : 1:17.706 BEST LAP TIME : 1:17.837 DIFFERENCE : 0.131

LAP	SECTOR 1	SECTOR 2	LAP TIME		MPH	DIFF	TIME OF DAY
1 -	52.467	28.733	1:21.200		87.74	3.363	11:14:20.756
2 -	51.946	27.661	1:19.607		89.49	1.770	11:15:40.363
3 -	50.959	27.628	1:18.587	(3)	90.65	0.750	11:16:58.950
4 -	50.674	***27.163***	***1:17.837***	***(1)***	***91.53***		***11:18:16.787***
5 -	***50.543***	27.388	1:17.931	(2)	91.42	0.094	11:19:34.718
6 -	51.609	29.046	1:20.655		88.33	2.818	11:20:55.373
7 -	50.668	IN PIT	1:24.512	**P**	84.30	6.675	11:22:19.885

P20 66 C Stephen HARVEY — Kawasaki ZX10 - The bike experience

IDEAL LAP TIME : 1:18.959 BEST LAP TIME : 1:18.975 DIFFERENCE : 0.016

LAP	SECTOR 1	SECTOR 2	LAP TIME		MPH	DIFF	TIME OF DAY
1 -	53.341	28.500	1:21.841		87.05	2.866	11:14:20.043
2 -	52.068	27.998	1:20.066		88.98	1.091	11:15:40.109
3 -	52.250	28.029	1:20.279		88.74	1.304	11:17:00.388
4 -	51.428	28.182	1:19.610	(3)	89.49	0.635	11:18:19.998
5 -	51.150	***27.825***	***1:18.975***	***(1)***	***90.21***		***11:19:38.973***
6 -	***51.134***	27.928	1:19.062	(2)	90.11	0.087	11:20:58.035
7 -	52.018	28.346	1:20.364		88.65	1.389	11:22:18.399
8 -	51.905	IN PIT	1:26.932	**P**	81.95	7.957	11:23:45.331

BMCRC - MRO Championships - Rnd 6 @ Donington Park National

Powerbikes inc Clubman 1000 & Retro 1000

QUALIFYING - SECTOR ANALYSIS

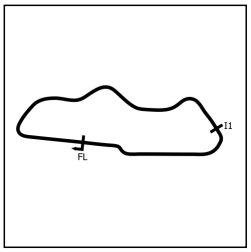

SECTOR 1 = FL to I1, SECTOR 2 = I1 to FL, DIFF = Difference To Personal Best Lap, P = Crossed Finish Line in Pit Lane, D = Time Disallowed

P21 23 Nicholas CURRIE BMW S1000RR -

IDEAL LAP TIME : 1:19.430 BEST LAP TIME : 1:19.430 DIFFERENCE : 0.000

LAP	SECTOR 1	SECTOR 2	LAP TIME		MPH	DIFF	TIME OF DAY
1 -	54.376	29.271	1:23.647		85.17	4.217	11:14:19.053
2 -	***51.492***	***27.938***	***1:19.430***	***(1)***	***89.69***		***11:15:38.483***
3 -	52.098	28.353	1:20.451	**(2)**	88.55	1.021	11:16:58.934
4 -	51.941	28.976	1:20.917	**(3)**	88.04	1.487	11:18:19.851
5 -	52.583	28.684	1:21.267		87.66	1.837	11:19:41.118
6 -	52.784	IN PIT	1:28.720	**P**	80.30	9.290	11:21:09.838

P22 202 C Kelvin BOSWELL Kawasaki ZX10R -

IDEAL LAP TIME : 1:19.977 BEST LAP TIME : 1:19.977 DIFFERENCE : 0.000

LAP	SECTOR 1	SECTOR 2	LAP TIME		MPH	DIFF	TIME OF DAY
1 -	55.835	29.007	1:24.842		83.97	4.865	11:14:31.592
2 -	53.734	28.252	1:21.986		86.90	2.009	11:15:53.578
3 -	53.377	28.459	1:21.836	**(2)**	87.05	1.859	11:17:15.414
4 -	53.857	28.610	1:22.467		86.39	2.490	11:18:37.881
5 -	53.296	28.672	1:21.968	**(3)**	86.91	1.991	11:19:59.849
6 -	53.574	28.792	1:22.366		86.49	2.389	11:21:22.215
7 -	***52.138***	***27.839***	***1:19.977***	***(1)***	***89.08***		***11:22:42.192***

P23 888 RET Paul FAGG Yamaha R1 4C8 - thebikeexperience.org

IDEAL LAP TIME : 1:20.864 BEST LAP TIME : 1:20.864 DIFFERENCE : 0.000

LAP	SECTOR 1	SECTOR 2	LAP TIME		MPH	DIFF	TIME OF DAY
1 -	54.674	29.447	1:24.121	**(3)**	84.69	3.257	11:14:27.917
2 -	***52.028***	***28.836***	***1:20.864***	***(1)***	***88.10***		***11:15:48.781***
3 -	52.209	29.019	1:21.228	**(2)**	87.71	0.364	11:17:10.009
4 -	53.429	IN PIT	1:26.717	**P**	82.15	5.853	11:18:36.726

P24 120 RET Chris DEGG Honda Fireblade - Niche energy

IDEAL LAP TIME : 1:24.961 BEST LAP TIME : 1:25.477 DIFFERENCE : 0.516

LAP	SECTOR 1	SECTOR 2	LAP TIME		MPH	DIFF	TIME OF DAY
1 -	59.110	31.754	1:30.864		78.40	5.387	11:14:30.562
2 -	56.251	***29.226***	***1:25.477***	***(1)***	***83.35***		***11:15:56.039***
3 -	56.107	30.120	1:26.227	**(3)**	82.62	0.750	11:17:22.266
4 -	56.306	32.920	1:29.226		79.84	3.749	11:18:51.492
5 -	56.180	29.349	1:25.529	**(2)**	83.30	0.052	11:20:17.021
6 -	56.534	30.405	1:26.939		81.94	1.462	11:21:43.960
7 -	***55.735***	IN PIT	1:30.311	**P**	78.89	4.834	11:23:14.271

P25 100 C Jack HUGHES Yamaha R1 - IWS

IDEAL LAP TIME : 1:19.681 BEST LAP TIME : DIFFERENCE :

LAP	SECTOR 1	SECTOR 2	LAP TIME		MPH	DIFF	TIME OF DAY
1 -	1:00.307	IN PIT	1:41.107	**P**	70.46		11:14:54.673
2 -	OUTLAP	***28.396***	3:36.332		32.93		11:18:31.005
3 -	***51.285***	IN PIT	1:25.542	**P**	83.28		11:19:56.547

BMCRC - MRO Championships - Rnd 6 @ Donington Park National

Powerbikes inc Clubman 1000 & Retro 1000

QUALIFYING - BEST SECTORS

	SECTOR 1		SECTOR 2	
POS	NO	TIME	NO	TIME
1	**3**	**44.773**	**3**	**24.079**
2	**6**	**44.806**	**6**	**24.364**
3	**52**	**45.629**	**52**	**24.445**
4	**223**	**45.781**	**223**	**25.027**
5	**15**	**46.100**	**15**	**25.251**
6	**12**	**46.160**	**83**	**25.255**
7	**83**	**46.644**	**87**	**25.278**
8	**87**	**46.886**	**18**	**25.375**
9	**88**	**47.116**	**88**	**25.402**
10	**18**	**47.298**	**12**	**25.720**
11	**4**	**47.671**	**21**	**25.835**
12	**21**	**47.925**	**4**	**25.836**
13	**850**	**48.557**	**813**	**26.204**
14	**813**	**48.934**	**16**	**26.371**
15	**63**	**48.983**	**850**	**26.393**
16	**65**	**49.053**	**63**	**26.541**
17	**16**	**49.200**	**65**	**26.707**
18	**50**	**50.286**	**50**	**27.052**
19	**36**	**50.543**	**36**	**27.163**
20	**66**	**51.134**	**66**	**27.825**
21	**100**	**51.285**	**202**	**27.839**
22	**23**	**51.492**	**23**	**27.938**
23	**888**	**52.028**	**100**	**28.396**
24	**202**	**52.138**	**888**	**28.836**
25	**120**	**55.735**	**120**	**29.226**

	IDEAL / BEST COMPARISON			
POS	NO	NAME	IDEAL	BEST	DIFF
		PERFECT LAP	**1:08.852**		
1	**3**	GIBSON	1:08.852	1:08.852	**0.000**
2	**6**	MALLINDER	1:09.170	1:09.236	**0.066**
3	**52**	RUSHBY	1:10.074	1:10.398	**0.324**
4	**223**	KISYK	1:10.808	1:11.122	**0.314**
5	**15**	JONES	1:11.351	1:11.531	**0.180**
6	**12**	PALLETT	1:11.880	1:12.219	**0.339**
7	**83**	SIGGS	1:11.899	1:11.899	**0.000**
8	**87**	THOMPSON	1:12.164	1:12.164	**0.000**
9	**88**	HALLIDAY	1:12.518	1:12.605	**0.087**
10	**18**	CERNIAUSKAS	1:12.673	1:13.015	**0.342**
11	**4**	MATUZAS	1:13.507	1:13.543	**0.036**
12	**21**	BETTS	1:13.760	1:14.037	**0.277**
13	**850**	WOOD	1:14.950	1:14.998	**0.048**
14	**813**	BRACKEN	1:15.138	1:15.317	**0.179**
15	**63**	WREN	1:15.524	1:15.524	**0.000**
16	**16**	BULL	1:15.571	1:15.571	**0.000**
17	**65**	FAITH	1:15.760	1:15.760	**0.000**
18	**50**	ELLIS	1:17.338	1:17.668	**0.330**
19	**36**	MORGAN	1:17.706	1:17.837	**0.131**
20	**66**	HARVEY	1:18.959	1:18.975	**0.016**
21	**23**	CURRIE	1:19.430	1:19.430	**0.000**
22	**100**	HUGHES			
23	**202**	BOSWELL	1:19.977	1:19.977	**0.000**
24	**888**	FAGG	1:20.864	1:20.864	**0.000**
25	**120**	DEGG	1:24.961	1:25.477	**0.516**

Weather / Track : Bright / Dry

Donington Park National: 1.9790 miles
Date: 25/07/2026 Start: 11:12 Finish: 11:22

Results can be found at www.tsl-timing.com

Printed - 11:25 Saturday, 25 July 2026

BMCRC - MRO Championships - Rnd 6 @ Donington Park National

Powerbikes inc Clubman 1000 & Retro 1000

QUALIFYING - STATISTICS

Competitors Started	25
Planned Start	2026-07-25 @ 10:43:00.000
Actual Start	2026-07-25 @ 11:12:26.736
Finish Time	2026-07-25 @ 11:22:26.296
Track Length	1.9790mi.
Total Laps	181
Total Distance Covered	358.2111mi.

Session Fastest Lap History

NO	CL	NAME	LAP TIME	TIME OF DAY	LAP	VEHICLE
52		**Jordan RUSHBY**	**1:14.991**	11:14:03.144	1	BMW S1000RR
6		**Brendan MALLINDER**	**1:13.876**	11:14:03.943	1	Honda Fireblade
6		**Brendan MALLINDER**	**1:10.007**	11:15:13.950	2	Honda Fireblade
6		**Brendan MALLINDER**	**1:09.307**	11:16:23.257	3	Honda Fireblade
6		**Brendan MALLINDER**	**1:09.236**	11:17:32.493	4	Honda Fireblade
3		**Ryan GIBSON**	**1:08.852**	11:21:04.140	7	BMW S1000RR

Flag History

TYPE	TIME OF DAY
GREEN	11:12:26.736
FINISH	11:22:26.296

Flag Statistics

TYPE	COUNT	TOTAL LAPS	TOTAL TIME
Green	1	9	11:40.343
Red	0	0	0.000
Safety Car	0	0	0.000
FCY	0	0	0.000

BMCRC - MRO Championships - Rnd 6 @ Donington Park National

Powerbikes inc Clubman 1000 & Retro 1000

QUALIFYING - STATISTICS

CLASS : 9 Starters

Fastest Lap History

NO	NAME	LAP TIME	TIME OF DAY	LAP	VEHICLE
52	**Jordan RUSHBY**	**1:14.991**	11:14:03.144	1	BMW S1000RR
6	**Brendan MALLINDER**	**1:13.876**	11:14:03.943	1	Honda Fireblade
6	**Brendan MALLINDER**	**1:10.007**	11:15:13.950	2	Honda Fireblade
6	**Brendan MALLINDER**	**1:09.307**	11:16:23.257	3	Honda Fireblade
6	**Brendan MALLINDER**	**1:09.236**	11:17:32.493	4	Honda Fireblade
3	**Ryan GIBSON**	**1:08.852**	11:21:04.140	7	BMW S1000RR

BMCRC - MRO Championships - Rnd 6 @ Donington Park National

Powerbikes inc Clubman 1000 & Retro 1000

QUALIFYING - STATISTICS

CLASS : C

11 Starters

Fastest Lap History

NO	NAME	LAP TIME	TIME OF DAY	LAP	VEHICLE
21	**Marc BETTS**	**1:16.876**	11:14:05.939	1	Yamaha R1
223	**Rafal KISYK**	**1:15.503**	11:14:06.373	1	Yamaha R1
21	**Marc BETTS**	**1:14.037**	11:15:19.976	2	Yamaha R1
223	**Rafal KISYK**	**1:13.864**	11:15:20.237	2	Yamaha R1
223	**Rafal KISYK**	**1:11.199**	11:16:31.436	3	Yamaha R1
223	**Rafal KISYK**	**1:11.122**	11:17:42.558	4	Yamaha R1

BMCRC - MRO Championships - Rnd 6 @ Donington Park National

Powerbikes inc Clubman 1000 & Retro 1000

QUALIFYING - STATISTICS

CLASS : RET

5 Starters

Fastest Lap History

NO	NAME	LAP TIME	TIME OF DAY	LAP	VEHICLE
50	**Lee ELLIS**	**1:22.311**	11:14:14.809	1	Honda CBR 1000 RR
63	**Matthew WREN**	**1:21.679**	11:14:18.622	1	Suzuki GSXR
50	**Lee ELLIS**	**1:17.668**	11:15:32.477	2	Honda CBR 1000 RR
850	**Clinton WOOD**	**1:15.947**	11:15:33.269	2	Suzuki GSXR1000
850	**Clinton WOOD**	**1:15.238**	11:16:48.507	3	Suzuki GSXR1000
850	**Clinton WOOD**	**1:14.998**	11:18:03.505	4	Suzuki GSXR1000

Weather / Track : Bright / Dry

Donington Park National: 1.9790 miles
Date: 25/07/2026 Start: 11:12 Finish: 11:22

MRO POWERBIKES | MRO CLUBMAN 1000 CUP | MRO RETRO 1000S

BMCRC - MRO Championships - Rnd 6 @ Donington Park National

Powerbikes inc Clubman 1000 & Retro 1000

RACE 8 - GRID (10 Laps)



These results are provisional until the conclusion of any judicial and technical matters.

Donington Park National: 1.9790 miles

Clerk Of Course: Caroline Patterson / Andy Brown	Timekeeper: Richard Evans	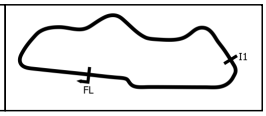

Results can be found at www.tsl-timing.com

Printed - 11:30 Saturday, 25 July 2026

TSL SPORTS TIMING TIMING SOLUTIONS LTD







BMCRC - MRO Championships - Rnd 6 @ Donington Park National

Powerbikes inc Clubman 1000 & Retro 1000

RACE 8 - CLASSIFICATION

Race Distance: 10 Laps / 19.79 miles

POS	NO	CL	PIC	NAME	ENTRY	LAPS	TIME	GAP	DIFF	MPH	BEST	ON	GRD	↑↓
1	3		1	Ryan GIBSON	BMW S1000RR - GIBSON MOTORS	10	11:40.869			101.45	1:08.763	2	1	0
2	52		2	Jordan RUSHBY	BMW S1000RR - Alliance Steel Services Ltd	10	11:47.029	6.160	6.160	100.57	1:09.242	5	3	1
3	15	C	1	Tommy JONES	Honda CBR 1000 RR - Grandad / Armada racing	10	12:05.908	25.039	18.879	97.95	1:11.536	5	5	2
4	87		3	Karl THOMPSON	Honda Fireblade RR - #Teamrace/Bishops Lane Garage	10	12:09.954	29.085	4.046	97.41	1:11.629	10	7	3
5	88		4	Scott HALLIDAY	Honda CBR 1000 RR - Performance fitness gym	10	12:10.685	29.816	0.731	97.31	1:11.961	5	9	4
6	12		5	Matt PALLETT	Triumph 765RS - LRB ELECTRICAL & BUILDING SOLUTIO	10	12:14.392	33.523	3.707	96.82	1:12.067	7	8	2
7	83		6	Jason SIGGS	Yamaha R1 - J Siggs Construction	10	12:17.222	36.353	2.830	96.45	1:12.163	5	6	-1
8	18	C	2	Sigitas CERNIAUSKAS	Yamaha R1 - SC MOTO	10	12:19.168	38.299	1.946	96.20	1:12.448	10	10	2
9	21	C	3	Marc BETTS	Yamaha R1 - Alex James construction / ACRE	10	12:30.573	49.704	11.405	94.74	1:13.697	2	12	3
10	100	C	4	Jack HUGHES	Yamaha R1 - IWS	10	12:33.401	52.532	2.828	94.38	1:13.178	4	25	15
11	4	C	5	Remi MATUZAS	Yamaha R1 - SC MOTO	10	12:35.922	55.053	2.521	94.07	1:14.315	2	11	0
12	850	RET	1	Clinton WOOD	Suzuki GSXR1000 - CLINTON WOOD	10	12:35.993	55.124	0.071	94.06	1:14.677	2	13	1
13	63	RET	2	Matthew WREN	Suzuki GSXR - TBR performance	10	12:44.161	1:03.292	8.168	93.05	1:14.701	6	15	2
14	813	C	6	Angus BRACKEN	Kawasaki ZX10RR -	10	12:46.262	1:05.393	2.101	92.80	1:15.000	9	14	0
15	16	C	7	Ryan BULL	Honda CBR 1000 RR - CSS Scaffolding LTD	10	12:46.382	1:05.513	0.120	92.78	1:14.618	10	16	1
16	36	C	8	Alan MORGAN	Suzuki GSXR 1000 - Little Duck Racing	9	11:43.885	1 Lap	1 Lap	90.90	1:16.666	6	19	3
17	50	RET	3	Lee ELLIS	Honda CBR 1000 RR -	9	11:50.552	1 Lap	6.667	90.05	1:16.491	4	18	1
18	66	C	9	Stephen HARVEY	Kawasaki ZX10 - The bike experience	9	12:02.660	1 Lap	12.108	88.54	1:19.073	3	20	2
19	120	RET	4	Chris DEGG	Honda Fireblade - Niche energy	9	12:46.523	1 Lap	43.863	83.47	1:23.968	7	24	5
					NOT CLASSIFIED									
DNF	65	C		Gareth FAITH	BMW S1000RR - Sitramoto	9	12:50.295	1 Lap	3.772	83.06	1:16.338	4	17	
DNF	23			Nicholas CURRIE	BMW S1000RR -	7	9:28.357	3 Laps	2 Laps	87.50	1:19.020	3	21	
DNF	6			Brendan MALLINDER	Honda Fireblade - Team MALLY	6	7:01.367	4 Laps	1 Lap	101.12	1:09.107	2	2	
DNF	202	C		Kelvin BOSWELL	Kawasaki ZX10R -	5	6:54.552	5 Laps	1 Lap	85.60	1:21.858	4	22	
DNF	223	C		Rafal KISYK	Yamaha R1 -	1	1:15.245	9 Laps	4 Laps	92.87			4	
					NOT STARTED									
NS	888	RET		Paul FAGG	Yamaha R1 4C8 - thebikeexperience.org								23	
NS	10			Ross DUNNING	BMW 1000RR - Surrey Glazing								26	
NS	226	C		Shaye STEWART	BMW S1000RR - Renume Wellness - Performance impact								27	

FASTEST LAP

3	Ryan GIBSON	BMW S1000RR - GIBSON MOTORS	2	1:08.763	103.61 mph	166.74 kph
15 C	Tommy JONES	Honda CBR 1000 RR - Grandad / Armada racing	5	1:11.536	99.59 mph	160.28 kph
850 RET	Clinton WOOD	Suzuki GSXR1000 - CLINTON WOOD	2	1:14.677	95.40 mph	153.54 kph

Class - 92.5% of Race Speed = 93.84 mph
Class C - 92.5% of Race Speed = 90.60 mph
Class RET - 92.5% of Race Speed = 87.00 mph

Weather / Track : Bright / Dry
These results are provisional until the conclusion of any judicial and technical matters.

Date: 25/07/2026 Start: 14:51 Finish: 15:02
Donington Park National: 1.9790 miles

Clerk Of Course: Caroline Patterson / Andy Brown	Timekeeper: Richard Evans	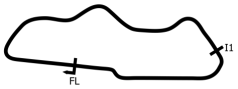

Results can be found at www.tsl-timing.com

Printed - 15:04 Saturday, 25 July 2026







BMCRC - MRO Championships - Rnd 6 @ Donington Park National

Powerbikes inc Clubman 1000 & Retro 1000

RACE 8 - LAP CHART

LAP 1 @ 14:52:25.171

NO	BEHIND	LAP TIME
3		1:12.071
6	0.901	1:12.972
52	1.884	1:13.955
223	3.174	1:15.245
15	3.490	1:15.561
87	4.868	1:16.939
83	5.174	1:17.245
18	5.551	1:17.622
88	5.842	1:17.913
12	6.219	1:18.290
4	7.168	1:19.239
850	8.412	1:20.483
21	9.745	1:21.816
813	9.984	1:22.055
50	11.045	1:23.116
16	11.166	1:23.237
100	11.266	1:23.337
63	12.207	1:24.278
36	12.271	1:24.342
65	12.449	1:24.520
66	13.545	1:25.616
202	14.523	1:26.594
23	15.159	1:27.230
120	18.387	1:30.458

LAP 2 @ 14:53:33.934

NO	BEHIND	LAP TIME
3		1:08.763
6	1.245	1:09.107
52	2.392	1:09.271
15	6.754	1:12.027
87	8.454	1:12.349
83	8.805	1:12.394
88	9.137	1:12.058
18	10.241	1:13.453
12	10.792	1:13.336
4	12.720	1:14.315
850	14.326	1:14.677
21	14.679	1:13.697
813	17.607	1:16.386
100	18.291	1:15.788
50	19.512	1:17.230
16	19.569	1:17.166
63	20.059	1:16.615
36	20.461	1:16.953
65	20.849	1:17.163
66	24.275	1:19.493
23	25.818	1:19.422
202	27.691	1:21.931
120	34.509	1:24.885

LAP 3 @ 14:54:43.089

NO	BEHIND	LAP TIME
3		1:09.155
6	1.898	1:09.808
52	2.733	1:09.496
15	9.791	1:12.192
83	12.845	1:13.195
87	13.247	1:13.948
88	13.597	1:13.615
18	14.067	1:12.981
12	15.337	1:13.700
4	18.235	1:14.670
21	19.770	1:14.246
850	20.125	1:14.954
100	22.556	1:13.420
813	25.290	1:16.838
16	26.710	1:16.296
63	28.025	1:17.121
50	28.193	1:17.836
65	28.529	1:16.835
36	28.812	1:17.506
66	34.193	1:19.073
23	35.683	1:19.020
202	40.463	1:21.927
120	49.599	1:24.245

LAP 4 @ 14:55:52.101

NO	BEHIND	LAP TIME
3		1:09.012
6	2.610	1:09.724
52	2.965	1:09.244
15	12.754	1:11.975
83	16.215	1:12.382
88	16.615	1:12.030
87	17.175	1:12.940
18	18.504	1:13.449
12	18.930	1:12.605
4	23.707	1:14.484
21	24.615	1:13.857
850	25.798	1:14.685
100	26.722	1:13.178
813	31.985	1:15.707
16	33.825	1:16.127
63	34.855	1:15.842
50	35.672	1:16.491
65	35.855	1:16.338
36	37.062	1:17.262
66	44.886	1:19.705
23	46.148	1:19.477
202	53.309	1:21.858
120	1:04.874	1:24.287

LAP 5 @ 14:57:01.691

NO	BEHIND	LAP TIME
3		1:09.590
52	2.617	1:09.242
6	2.755	1:09.735
15	14.700	1:11.536
83	18.788	1:12.163
88	18.986	1:11.961
87	20.117	1:12.532
18	22.655	1:13.741
12	22.745	1:13.405
4	29.166	1:15.049
21	29.358	1:14.333
850	31.237	1:15.029
100	31.515	1:14.383
813	38.562	1:16.167
63	40.153	1:14.888
16	40.264	1:16.029
65	43.514	1:17.249
50	43.822	1:17.740
36	45.049	1:17.577
66	54.990	1:19.694
23	56.738	1:20.180
202	1:05.961	1:22.242

LAP 6 @ 14:58:12.094

NO	BEHIND	LAP TIME
3		1:10.403
52	2.141	1:09.927
6	2.373	1:10.021
120	1 Lap	1:24.592
15	16.467	1:12.170
88	20.723	1:12.140
83	21.019	1:12.634
87	21.884	1:12.170
12	25.142	1:12.800
18	25.676	1:13.424
21	33.916	1:14.961
4	34.217	1:15.454
100	34.464	1:13.352
850	35.848	1:15.014
813	43.915	1:15.756
63	44.451	1:14.701
16	46.364	1:16.503
65	50.159	1:17.048
50	50.812	1:17.393
36	51.312	1:16.666
66	1:04.720	1:20.133
23	1:06.027	1:19.692

LAP 7 @ 14:59:21.955

NO	BEHIND	LAP TIME
3		1:09.861
52	3.624	1:11.344
15	19.333	1:12.727
88	23.838	1:12.976
120	1 Lap	1:24.313
83	24.507	1:13.349
87	24.667	1:12.644
12	27.348	1:12.067
18	29.028	1:13.213
21	38.183	1:14.128
4	39.515	1:15.159
100	39.582	1:14.979
850	41.140	1:15.153
63	50.453	1:15.863
813	50.573	1:16.519
16	52.562	1:16.059
65	57.779	1:17.481
50	58.409	1:17.458
36	58.719	1:17.268

LAP 8 @ 15:00:32.320

NO	BEHIND	LAP TIME
3		1:10.365
66	1 Lap	1:19.478
52	4.026	1:10.767
23	1 Lap	1:23.336 **P**
15	21.794	1:12.826
88	26.191	1:12.718
87	26.780	1:12.478
83	28.473	1:14.331
12	29.760	1:12.777
18	34.214	1:15.551
120	1 Lap	1:23.968
21	42.255	1:14.437
100	42.412	1:13.195
4	44.920	1:15.770
850	46.012	1:15.237
63	54.995	1:14.907
813	55.823	1:15.615
16	57.623	1:15.426
65	1:05.798	1:18.384
50	1:05.969	1:17.925
36	1:06.419	1:18.065

LAP 9 @ 15:01:42.716

NO	BEHIND	LAP TIME
3		1:10.396
52	4.112	1:10.482
66	1 Lap	1:19.860
15	24.168	1:12.770
88	28.220	1:12.425
87	28.709	1:12.325
12	31.787	1:12.423
83	33.039	1:14.962
18	37.104	1:13.286
21	46.596	1:14.737
100	46.848	1:14.832
4	50.113	1:15.589
850	50.559	1:14.943
120	1 Lap	1:25.307
63	59.322	1:14.723
813	1:00.427	1:15.000
16	1:02.148	1:14.921

LAP 10 @ 15:02:53.969

NO	BEHIND	LAP TIME
3		1:11.253
36	1 Lap	1:18.246
52	6.160	1:13.301
50	1 Lap	1:25.363
66	1 Lap	1:19.608
15	25.039	1:12.124
87	29.085	1:11.629
88	29.816	1:12.849
12	33.523	1:12.989
83	36.353	1:14.567
18	38.299	1:12.448
21	49.704	1:14.361
100	52.532	1:16.937
4	55.053	1:16.193
850	55.124	1:15.818
63	1:03.292	1:15.223
813	1:05.393	1:16.219
16	1:05.513	1:14.618
120	1 Lap	1:24.468
65	1 Lap	2:25.277 **P**

Weather / Track : Bright / Dry

Donington Park National: 1.9790 miles
Date: 25/07/2026 Start: 14:51 Finish: 15:02

Results can be found at www.tsl-timing.com

Printed - 15:05 Saturday, 25 July 2026

BMCRC - MRO Championships - Rnd 6 @ Donington Park National

Powerbikes inc Clubman 1000 & Retro 1000

RACE 8 - POSITION CHART

No	Name	Lap / Pos	1	2	3	4	5	6	7	8	9	10
3	GIBSON	1	3	3	3	3	3	3	3	3	3	3
6	MALLINDER	2	6	6	6	6	52	52	52	52	52	52
52	RUSHBY	3	52	52	52	52	6	6	15	15	15	15
223	KISYK	4	223	15	15	15	15	15	88	88	88	87
15	JONES	5	15	87	83	83	83	88	83	87	87	88
83	SIGGS	6	87	83	87	88	88	83	87	83	12	12
87	THOMPSON	7	83	88	88	87	87	87	12	12	83	83
12	PALLETT	8	18	18	18	18	18	12	18	18	18	18
88	HALLIDAY	9	88	12	12	12	12	18	21	21	21	21
18	CERNIAUSKAS	10	12	4	4	4	4	21	4	100	100	100
4	MATUZAS	11	4	850	21	21	21	4	100	4	4	4
21	BETTS	12	850	21	850	850	850	100	850	850	850	850
850	WOOD	13	21	813	100	100	100	850	63	63	63	63
813	BRACKEN	14	813	100	813	813	813	813	813	813	813	813
63	WREN	15	50	50	16	16	63	63	16	16	16	16
16	BULL	16	16	16	63	63	16	16	65	65	36	
65	FAITH	17	100	63	50	50	65	65	50	50	50	
50	ELLIS	18	63	36	65	65	50	50	36	36	66	
36	MORGAN	19	36	65	36	36	36	36	66	66	120	
66	HARVEY	20	65	66	66	66	66	66	*23*	120	*65*	
23	CURRIE	21	66	23	23	23	23	23	120			
202	BOSWELL	22	202	202	202	202	202	120				
888	FAGG	23	23	120	120	120	120					
120	DEGG	24	120									
100	HUGHES	25										
10	DUNNING	26										
226	STEWART	27										

Weather / Track : Bright / Dry

Donington Park National: 1.9790 miles
Date: 25/07/2026 Start: 14:51 Finish: 15:02

Results can be found at www.tsl-timing.com

Printed - 15:05 Saturday, 25 July 2026

BMCRC - MRO Championships - Rnd 6 @ Donington Park National

Powerbikes inc Clubman 1000 & Retro 1000

RACE 8 - SECTOR ANALYSIS

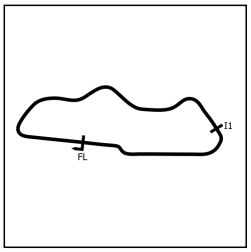

SECTOR 1 = FL to I1, SECTOR 2 = I1 to FL, DIFF = Difference To Personal Best Lap, P = Crossed Finish Line in Pit Lane, D = Time Disallowed

P1 3 Ryan GIBSON — BMW S1000RR - GIBSON MOTORS

IDEAL LAP TIME : 1:08.698 BEST LAP TIME : 1:08.763 DIFFERENCE : 0.065

LAP	SECTOR 1	SECTOR 2	LAP TIME		MPH	DIFF	TIME OF DAY
1 -		24.205	1:12.071		98.85	3.308	14:52:25.171
2 -	***44.618***	24.145	***1:08.763***	**(1)**	***103.61***		***14:53:33.934***
3 -	45.075	***24.080***	1:09.155	**(3)**	103.02	0.392	14:54:43.089
4 -	44.643	24.369	1:09.012	**(2)**	103.23	0.249	14:55:52.101
5 -	44.878	24.712	1:09.590		102.38	0.827	14:57:01.691
6 -	45.864	24.539	1:10.403		101.19	1.640	14:58:12.094
7 -	45.360	24.501	1:09.861		101.98	1.098	14:59:21.955
8 -	45.949	24.416	1:10.365		101.25	1.602	15:00:32.320
9 -	45.649	24.747	1:10.396		101.20	1.633	15:01:42.716
10 -	46.261	24.992	1:11.253		99.99	2.490	15:02:53.969

P2 52 Jordan RUSHBY — BMW S1000RR - Alliance Steel Services Ltd

IDEAL LAP TIME : 1:09.066 BEST LAP TIME : 1:09.242 DIFFERENCE : 0.176

LAP	SECTOR 1	SECTOR 2	LAP TIME		MPH	DIFF	TIME OF DAY
1 -		24.352	1:13.955		96.33	4.713	14:52:27.055
2 -	45.087	24.184	1:09.271	**(3)**	102.85	0.029	14:53:36.326
3 -	45.391	***24.105***	1:09.496		102.51	0.254	14:54:45.822
4 -	45.010	24.234	1:09.244	**(2)**	102.89	0.002	14:55:55.066
5 -	***44.961***	24.281	***1:09.242***	**(1)**	***102.89***		***14:57:04.308***
6 -	45.444	24.483	1:09.927		101.88	0.685	14:58:14.235
7 -	46.068	25.276	1:11.344		99.86	2.102	14:59:25.579
8 -	45.951	24.816	1:10.767		100.67	1.525	15:00:36.346
9 -	45.681	24.801	1:10.482		101.08	1.240	15:01:46.828
10 -	47.043	26.258	1:13.301		97.19	4.059	15:03:00.129

P3 15 C Tommy JONES — Honda CBR 1000 RR - Grandad / Armada racing

IDEAL LAP TIME : 1:11.296 BEST LAP TIME : 1:11.536 DIFFERENCE : 0.240

LAP	SECTOR 1	SECTOR 2	LAP TIME		MPH	DIFF	TIME OF DAY
1 -		25.166	1:15.561		94.28	4.025	14:52:28.661
2 -	46.902	***25.125***	1:12.027	**(3)**	98.91	0.491	14:53:40.688
3 -	46.938	25.254	1:12.192		98.69	0.656	14:54:52.880
4 -	46.611	25.364	1:11.975	**(2)**	98.98	0.439	14:56:04.855
5 -	***46.171***	25.365	***1:11.536***	**(1)**	***99.59***		***14:57:16.391***
6 -	46.801	25.369	1:12.170		98.72	0.634	14:58:28.561
7 -	47.246	25.481	1:12.727		97.96	1.191	14:59:41.288
8 -	47.314	25.512	1:12.826		97.83	1.290	15:00:54.114
9 -	47.164	25.606	1:12.770		97.90	1.234	15:02:06.884
10 -	46.825	25.299	1:12.124		98.78	0.588	15:03:19.008

P4 87 Karl THOMPSON — Honda Fireblade RR - #Teamrace/Bishops Lane Garage

IDEAL LAP TIME : 1:11.629 BEST LAP TIME : 1:11.629 DIFFERENCE : 0.000

LAP	SECTOR 1	SECTOR 2	LAP TIME		MPH	DIFF	TIME OF DAY
1 -		25.577	1:16.939		92.60	5.310	14:52:30.039
2 -	46.862	25.487	1:12.349		98.47	0.720	14:53:42.388
3 -	47.498	26.450	1:13.948		96.34	2.319	14:54:56.336
4 -	47.506	25.434	1:12.940		97.67	1.311	14:56:09.276
5 -	46.949	25.583	1:12.532		98.22	0.903	14:57:21.808
6 -	46.839	25.331	1:12.170	**(2)**	98.72	0.541	14:58:33.978
7 -	46.942	25.702	1:12.644		98.07	1.015	14:59:46.622
8 -	47.335	25.143	1:12.478		98.30	0.849	15:00:59.100
9 -	47.118	25.207	1:12.325	**(3)**	98.50	0.696	15:02:11.425
10 -	***46.540***	***25.089***	***1:11.629***	**(1)**	***99.46***		***15:03:23.054***

BMCRC - MRO Championships - Rnd 6 @ Donington Park National

Powerbikes inc Clubman 1000 & Retro 1000

RACE 8 - SECTOR ANALYSIS

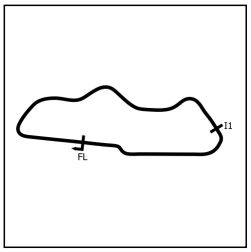

SECTOR 1 = FL to I1, SECTOR 2 = I1 to FL, DIFF = Difference To Personal Best Lap, P = Crossed Finish Line in Pit Lane, D = Time Disallowed

P5 88 Scott HALLIDAY — Honda CBR 1000 RR - Performance fitness gym

IDEAL LAP TIME : 1:11.632 BEST LAP TIME : 1:11.961 DIFFERENCE : 0.329

LAP	SECTOR 1	SECTOR 2	LAP TIME		MPH	DIFF	TIME OF DAY
1 -		25.522	1:17.913		91.44	5.952	14:52:31.013
2 -	46.754	25.304	1:12.058	(3)	98.87	0.097	14:53:43.071
3 -	47.122	26.493	1:13.615		96.78	1.654	14:54:56.686
4 -	46.832	***25.198***	1:12.030	(2)	98.91	0.069	14:56:08.716
5 -	***46.434***	25.527	***1:11.961***	(1)	***99.00***		***14:57:20.677***
6 -	46.927	25.213	1:12.140		98.76	0.179	14:58:32.817
7 -	47.214	25.762	1:12.976		97.62	1.015	14:59:45.793
8 -	47.205	25.513	1:12.718		97.97	0.757	15:00:58.511
9 -	47.016	25.409	1:12.425		98.37	0.464	15:02:10.936
10 -	46.837	26.012	1:12.849		97.80	0.888	15:03:23.785

P6 12 Matt PALLETT — Triumph 765RS - LRB ELECTRICAL & BUILDING SOLUTIONS

IDEAL LAP TIME : 1:12.008 BEST LAP TIME : 1:12.067 DIFFERENCE : 0.059

LAP	SECTOR 1	SECTOR 2	LAP TIME		MPH	DIFF	TIME OF DAY
1 -		25.889	1:18.290		91.00	6.223	14:52:31.390
2 -	47.518	25.818	1:13.336		97.15	1.269	14:53:44.726
3 -	47.831	25.869	1:13.700		96.67	1.633	14:54:58.426
4 -	46.831	25.774	1:12.605	(3)	98.12	0.538	14:56:11.031
5 -	47.176	26.229	1:13.405		97.05	1.338	14:57:24.436
6 -	47.146	25.654	1:12.800		97.86	0.733	14:58:37.236
7 -	***46.506***	25.561	***1:12.067***	(1)	***98.86***		***14:59:49.303***
8 -	47.275	***25.502***	1:12.777		97.89	0.710	15:01:02.080
9 -	46.592	25.831	1:12.423	(2)	98.37	0.356	15:02:14.503
10 -	46.724	26.265	1:12.989		97.61	0.922	15:03:27.492

P7 83 Jason SIGGS — Yamaha R1 - J Siggs Construction

IDEAL LAP TIME : 1:12.163 BEST LAP TIME : 1:12.163 DIFFERENCE : 0.000

LAP	SECTOR 1	SECTOR 2	LAP TIME		MPH	DIFF	TIME OF DAY
1 -		25.697	1:17.245		92.23	5.082	14:52:30.345
2 -	46.777	25.617	1:12.394	(3)	98.41	0.231	14:53:42.739
3 -	47.108	26.087	1:13.195		97.33	1.032	14:54:55.934
4 -	46.633	25.749	1:12.382	(2)	98.43	0.219	14:56:08.316
5 -	***46.584***	***25.579***	***1:12.163***	(1)	***98.72***		***14:57:20.479***
6 -	46.787	25.847	1:12.634		98.08	0.471	14:58:33.113
7 -	47.493	25.856	1:13.349		97.13	1.186	14:59:46.462
8 -	48.275	26.056	1:14.331		95.85	2.168	15:01:00.793
9 -	47.854	27.108	1:14.962		95.04	2.799	15:02:15.755
10 -	47.996	26.571	1:14.567		95.54	2.404	15:03:30.322

P8 18 C Sigitas CERNIAUSKAS — Yamaha R1 - SC MOTO

IDEAL LAP TIME : 1:12.448 BEST LAP TIME : 1:12.448 DIFFERENCE : 0.000

LAP	SECTOR 1	SECTOR 2	LAP TIME		MPH	DIFF	TIME OF DAY
1 -		25.585	1:17.622		91.78	5.174	14:52:30.722
2 -	47.871	25.582	1:13.453		96.99	1.005	14:53:44.175
3 -	47.477	25.504	1:12.981	(2)	97.62	0.533	14:54:57.156
4 -	47.772	25.677	1:13.449		97.00	1.001	14:56:10.605
5 -	47.877	25.864	1:13.741		96.61	1.293	14:57:24.346
6 -	47.807	25.617	1:13.424		97.03	0.976	14:58:37.770
7 -	47.688	25.525	1:13.213	(3)	97.31	0.765	14:59:50.983
8 -	49.833	25.718	1:15.551		94.30	3.103	15:01:06.534
9 -	47.726	25.560	1:13.286		97.21	0.838	15:02:19.820
10 -	***47.092***	***25.356***	***1:12.448***	(1)	***98.34***		***15:03:32.268***

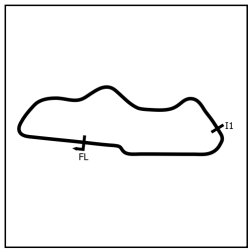

BMCRC - MRO Championships - Rnd 6 @ Donington Park National

Powerbikes inc Clubman 1000 & Retro 1000

RACE 8 - SECTOR ANALYSIS

SECTOR 1 = FL to I1, SECTOR 2 = I1 to FL, DIFF = Difference To Personal Best Lap, P = Crossed Finish Line in Pit Lane, D = Time Disallowed

P9 21 C Marc BETTS — Yamaha R1 - Alex James construction / ACRE

IDEAL LAP TIME : 1:13.697 BEST LAP TIME : 1:13.697 DIFFERENCE : 0.000

LAP	SECTOR 1	SECTOR 2	LAP TIME		MPH	DIFF	TIME OF DAY
1 -		26.818	1:21.816		87.08	8.119	14:52:34.916
2 -	***47.829***	***25.868***	***1:13.697***	**(1)**	***96.67***		***14:53:48.613***
3 -	48.303	25.943	1:14.246		95.95	0.549	14:55:02.859
4 -	47.874	25.983	1:13.857	**(2)**	96.46	0.160	14:56:16.716
5 -	47.861	26.472	1:14.333		95.84	0.636	14:57:31.049
6 -	48.672	26.289	1:14.961		95.04	1.264	14:58:46.010
7 -	47.952	26.176	1:14.128	**(3)**	96.11	0.431	15:00:00.138
8 -	48.132	26.305	1:14.437		95.71	0.740	15:01:14.575
9 -	48.644	26.093	1:14.737		95.32	1.040	15:02:29.312
10 -	48.088	26.273	1:14.361		95.81	0.664	15:03:43.673

P10 100 C Jack HUGHES — Yamaha R1 - IWS

IDEAL LAP TIME : 1:12.936 BEST LAP TIME : 1:13.178 DIFFERENCE : 0.242

LAP	SECTOR 1	SECTOR 2	LAP TIME		MPH	DIFF	TIME OF DAY
1 -		27.079	1:23.337		85.49	10.159	14:52:36.437
2 -	49.073	26.715	1:15.788		94.00	2.610	14:53:52.225
3 -	47.535	***25.885***	1:13.420		97.03	0.242	14:55:05.645
4 -	***47.051***	26.127	***1:13.178***	**(1)**	***97.36***		***14:56:18.823***
5 -	48.096	26.287	1:14.383		95.78	1.205	14:57:33.206
6 -	47.333	26.019	1:13.352	**(3)**	97.12	0.174	14:58:46.558
7 -	48.751	26.228	1:14.979		95.02	1.801	15:00:01.537
8 -	47.057	26.138	1:13.195	**(2)**	97.33	0.017	15:01:14.732
9 -	48.865	25.967	1:14.832		95.20	1.654	15:02:29.564
10 -	47.892	29.045	1:16.937		92.60	3.759	15:03:46.501

P11 4 C Remi MATUZAS — Yamaha R1 - SC MOTO

IDEAL LAP TIME : 1:14.315 BEST LAP TIME : 1:14.315 DIFFERENCE : 0.000

LAP	SECTOR 1	SECTOR 2	LAP TIME		MPH	DIFF	TIME OF DAY
1 -		26.267	1:19.239		89.91	4.924	14:52:32.339
2 -	***48.260***	***26.055***	***1:14.315***	**(1)**	***95.87***		***14:53:46.654***
3 -	48.595	26.075	1:14.670	**(3)**	95.41	0.355	14:55:01.324
4 -	48.319	26.165	1:14.484	**(2)**	95.65	0.169	14:56:15.808
5 -	48.530	26.519	1:15.049		94.93	0.734	14:57:30.857
6 -	48.690	26.764	1:15.454		94.42	1.139	14:58:46.311
7 -	48.965	26.194	1:15.159		94.79	0.844	15:00:01.470
8 -	49.193	26.577	1:15.770		94.02	1.455	15:01:17.240
9 -	49.129	26.460	1:15.589		94.25	1.274	15:02:32.829
10 -	49.109	27.084	1:16.193		93.50	1.878	15:03:49.022

P12 850 RET Clinton WOOD — Suzuki GSXR1000 - CLINTON WOOD

IDEAL LAP TIME : 1:14.430 BEST LAP TIME : 1:14.677 DIFFERENCE : 0.247

LAP	SECTOR 1	SECTOR 2	LAP TIME		MPH	DIFF	TIME OF DAY
1 -		26.321	1:20.483		88.52	5.806	14:52:33.583
2 -	48.484	26.193	***1:14.677***	**(1)**	***95.40***		***14:53:48.260***
3 -	***48.330***	26.624	1:14.954		95.05	0.277	14:55:03.214
4 -	48.585	***26.100***	1:14.685	**(2)**	95.39	0.008	14:56:17.899
5 -	48.676	26.353	1:15.029		94.95	0.352	14:57:32.928
6 -	48.678	26.336	1:15.014		94.97	0.337	14:58:47.942
7 -	48.716	26.437	1:15.153		94.80	0.476	15:00:03.095
8 -	48.882	26.355	1:15.237		94.69	0.560	15:01:18.332
9 -	48.571	26.372	1:14.943	**(3)**	95.06	0.266	15:02:33.275
10 -	48.822	26.996	1:15.818		93.97	1.141	15:03:49.093

BMCRC - MRO Championships - Rnd 6 @ Donington Park National

Powerbikes inc Clubman 1000 & Retro 1000

RACE 8 - SECTOR ANALYSIS

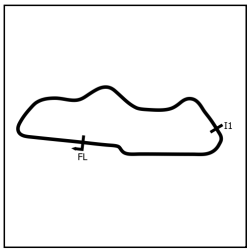

SECTOR 1 = FL to I1, SECTOR 2 = I1 to FL, DIFF = Difference To Personal Best Lap, P = Crossed Finish Line in Pit Lane, D = Time Disallowed

P13 63 RET Matthew WREN — Suzuki GSXR - TBR performance

IDEAL LAP TIME : 1:14.388 BEST LAP TIME : 1:14.701 DIFFERENCE : 0.313

LAP	SECTOR 1	SECTOR 2	LAP TIME	MPH	DIFF	TIME OF DAY
1 -		27.307	1:24.278	84.53	9.577	14:52:37.378
2 -	49.732	26.883	1:16.615	92.99	1.914	14:53:53.993
3 -	50.161	26.960	1:17.121	92.38	2.420	14:55:11.114
4 -	49.419	26.423	1:15.842	93.94	1.141	14:56:26.956
5 -	48.447	26.441	1:14.888 (3)	95.13	0.187	14:57:41.844
6 -	48.591	***26.110***	***1:14.701*** (1)	***95.37***		***14:58:56.545***
7 -	49.202	26.661	1:15.863	93.91	1.162	15:00:12.408
8 -	48.764	26.143	1:14.907	95.11	0.206	15:01:27.315
9 -	48.441	26.282	1:14.723 (2)	95.34	0.022	15:02:42.038
10 -	***48.278***	26.945	1:15.223	94.71	0.522	15:03:57.261

P14 813 C Angus BRACKEN — Kawasaki ZX10RR -

IDEAL LAP TIME : 1:14.844 BEST LAP TIME : 1:15.000 DIFFERENCE : 0.156

LAP	SECTOR 1	SECTOR 2	LAP TIME	MPH	DIFF	TIME OF DAY
1 -		27.168	1:22.055	86.82	7.055	14:52:35.155
2 -	50.159	***26.227***	1:16.386	93.27	1.386	14:53:51.541
3 -	50.092	26.746	1:16.838	92.72	1.838	14:55:08.379
4 -	49.381	26.326	1:15.707 (3)	94.10	0.707	14:56:24.086
5 -	49.713	26.454	1:16.167	93.53	1.167	14:57:40.253
6 -	49.476	26.280	1:15.756	94.04	0.756	14:58:56.009
7 -	49.489	27.030	1:16.519	93.10	1.519	15:00:12.528
8 -	49.353	26.262	1:15.615 (2)	94.22	0.615	15:01:28.143
9 -	***48.617***	26.383	***1:15.000*** (1)	***94.99***		***15:02:43.143***
10 -	49.196	27.023	1:16.219	93.47	1.219	15:03:59.362

P15 16 C Ryan BULL — Honda CBR 1000 RR - CSS Scaffolding LTD

IDEAL LAP TIME : 1:14.341 BEST LAP TIME : 1:14.618 DIFFERENCE : 0.277

LAP	SECTOR 1	SECTOR 2	LAP TIME	MPH	DIFF	TIME OF DAY
1 -		27.225	1:23.237	85.59	8.619	14:52:36.337
2 -	50.139	27.027	1:17.166	92.32	2.548	14:53:53.503
3 -	49.713	26.583	1:16.296	93.38	1.678	14:55:09.799
4 -	49.480	26.647	1:16.127	93.58	1.509	14:56:25.926
5 -	49.257	26.772	1:16.029	93.70	1.411	14:57:41.955
6 -	49.642	26.861	1:16.503	93.12	1.885	14:58:58.458
7 -	49.555	26.504	1:16.059	93.67	1.441	15:00:14.517
8 -	49.006	26.420	1:15.426 (3)	94.45	0.808	15:01:29.943
9 -	48.892	***26.029***	1:14.921 (2)	95.09	0.303	15:02:44.864
10 -	***48.312***	26.306	***1:14.618*** (1)	***95.48***		***15:03:59.482***

P16 36 C Alan MORGAN — Suzuki GSXR 1000 - Little Duck Racing

IDEAL LAP TIME : 1:16.304 BEST LAP TIME : 1:16.666 DIFFERENCE : 0.362

LAP	SECTOR 1	SECTOR 2	LAP TIME	MPH	DIFF	TIME OF DAY
1 -		27.632	1:24.342	84.47	7.676	14:52:37.442
2 -	50.342	***26.611***	1:16.953 (2)	92.58	0.287	14:53:54.395
3 -	50.630	26.876	1:17.506	91.92	0.840	14:55:11.901
4 -	50.484	26.778	1:17.262 (3)	92.21	0.596	14:56:29.163
5 -	50.643	26.934	1:17.577	91.83	0.911	14:57:46.740
6 -	***49.693***	26.973	***1:16.666*** (1)	***92.93***		***14:59:03.406***
7 -	50.477	26.791	1:17.268	92.20	0.602	15:00:20.674
8 -	51.167	26.898	1:18.065	91.26	1.399	15:01:38.739
9 -	50.776	27.470	1:18.246	91.05	1.580	15:02:56.985

BMCRC - MRO Championships - Rnd 6 @ Donington Park National

Powerbikes inc Clubman 1000 & Retro 1000

RACE 8 - SECTOR ANALYSIS

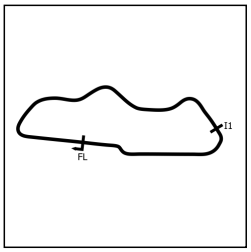

SECTOR 1 = FL to I1, SECTOR 2 = I1 to FL, DIFF = Difference To Personal Best Lap, P = Crossed Finish Line in Pit Lane, D = Time Disallowed

P17 50 RET Lee ELLIS — Honda CBR 1000 RR -

IDEAL LAP TIME : 1:16.491 BEST LAP TIME : 1:16.491 DIFFERENCE : 0.000

LAP	SECTOR 1	SECTOR 2	LAP TIME		MPH	DIFF	TIME OF DAY
1 -		27.290	1:23.116		85.71	6.625	14:52:36.216
2 -	50.046	27.184	1:17.230	(2)	92.25	0.739	14:53:53.446
3 -	50.610	27.226	1:17.836		91.53	1.345	14:55:11.282
4 -	***49.944***	***26.547***	***1:16.491***	**(1)**	***93.14***		***14:56:27.773***
5 -	50.195	27.545	1:17.740		91.64	1.249	14:57:45.513
6 -	50.201	27.192	1:17.393	**(3)**	92.05	0.902	14:59:02.906
7 -	50.445	27.013	1:17.458		91.98	0.967	15:00:20.364
8 -	51.131	26.794	1:17.925		91.42	1.434	15:01:38.289
9 -	50.776	34.587	1:25.363		83.46	8.872	15:03:03.652

P18 66 C Stephen HARVEY — Kawasaki ZX10 - The bike experience

IDEAL LAP TIME : 1:19.073 BEST LAP TIME : 1:19.073 DIFFERENCE : 0.000

LAP	SECTOR 1	SECTOR 2	LAP TIME		MPH	DIFF	TIME OF DAY
1 -		27.768	1:25.616		83.21	6.543	14:52:38.716
2 -	51.560	27.933	1:19.493	**(3)**	89.62	0.420	14:53:58.209
3 -	***51.399***	***27.674***	***1:19.073***	**(1)**	***90.10***		***14:55:17.282***
4 -	51.799	27.906	1:19.705		89.38	0.632	14:56:36.987
5 -	51.406	28.288	1:19.694		89.39	0.621	14:57:56.681
6 -	52.171	27.962	1:20.133		88.91	1.060	14:59:16.814
7 -	51.748	27.730	1:19.478	**(2)**	89.64	0.405	15:00:36.292
8 -	51.932	27.928	1:19.860		89.21	0.787	15:01:56.152
9 -	51.532	28.076	1:19.608		89.49	0.535	15:03:15.760

P19 120 RET Chris DEGG — Honda Fireblade - Niche energy

IDEAL LAP TIME : 1:23.599 BEST LAP TIME : 1:23.968 DIFFERENCE : 0.369

LAP	SECTOR 1	SECTOR 2	LAP TIME		MPH	DIFF	TIME OF DAY
1 -		29.238	1:30.458		78.76	6.490	14:52:43.558
2 -	55.910	28.975	1:24.885		83.93	0.917	14:54:08.443
3 -	55.213	29.032	1:24.245	**(2)**	84.57	0.277	14:55:32.688
4 -	54.852	29.435	1:24.287	**(3)**	84.52	0.319	14:56:56.975
5 -	55.485	29.107	1:24.592		84.22	0.624	14:58:21.567
6 -	55.364	28.949	1:24.313		84.50	0.345	14:59:45.880
7 -	55.070	***28.898***	***1:23.968***	**(1)**	***84.84***		***15:01:09.848***
8 -	55.465	29.842	1:25.307		83.51	1.339	15:02:35.155
9 -	***54.701***	29.767	1:24.468		84.34	0.500	15:03:59.623

P20 65 C Gareth FAITH — BMW S1000RR - Sitramoto

IDEAL LAP TIME : 1:16.122 BEST LAP TIME : 1:16.338 DIFFERENCE : 0.216

LAP	SECTOR 1	SECTOR 2	LAP TIME		MPH	DIFF	TIME OF DAY
1 -		27.275	1:24.520		84.29	8.182	14:52:37.620
2 -	50.490	26.673	1:17.163		92.33	0.825	14:53:54.783
3 -	50.512	***26.323***	1:16.835	**(2)**	92.72	0.497	14:55:11.618
4 -	49.848	26.490	***1:16.338***	**(1)**	***93.33***		***14:56:27.956***
5 -	50.090	27.159	1:17.249		92.22	0.911	14:57:45.205
6 -	***49.799***	27.249	1:17.048	**(3)**	92.47	0.710	14:59:02.253
7 -	50.473	27.008	1:17.481		91.95	1.143	15:00:19.734
8 -	51.347	27.037	1:18.384		90.89	2.046	15:01:38.118
9 -	50.646	IN PIT	2:25.277	**P**	49.04	1:08.939	15:04:03.395

BMCRC - MRO Championships - Rnd 6 @ Donington Park National

Powerbikes inc Clubman 1000 & Retro 1000

RACE 8 - SECTOR ANALYSIS

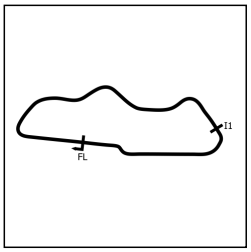

SECTOR 1 = FL to I1, SECTOR 2 = I1 to FL, DIFF = Difference To Personal Best Lap, P = Crossed Finish Line in Pit Lane, D = Time Disallowed

P21 23 Nicholas CURRIE BMW S1000RR -

IDEAL LAP TIME : 1:18.871 BEST LAP TIME : 1:19.020 DIFFERENCE : 0.149

LAP	SECTOR 1	SECTOR 2	LAP TIME		MPH	DIFF	TIME OF DAY
1 -		28.180	1:27.230		81.67	8.210	14:52:40.330
2 -	51.815	***27.607***	1:19.422	**(2)**	89.70	0.402	14:53:59.752
3 -	***51.264***	27.756	***1:19.020***	**(1)**	***90.16***		***14:55:18.772***
4 -	51.385	28.092	1:19.477	**(3)**	89.64	0.457	14:56:38.249
5 -	51.857	28.323	1:20.180		88.85	1.160	14:57:58.429
6 -	51.715	27.977	1:19.692		89.40	0.672	14:59:18.121
7 -	51.569	IN PIT	1:23.336	**P**	85.49	4.316	15:00:41.457

P22 6 Brendan MALLINDER Honda Fireblade - Team MALLY

IDEAL LAP TIME : 1:09.107 BEST LAP TIME : 1:09.107 DIFFERENCE : 0.000

LAP	SECTOR 1	SECTOR 2	LAP TIME		MPH	DIFF	TIME OF DAY
1 -		24.537	1:12.972		97.63	3.865	14:52:26.072
2 -	***44.801***	***24.306***	***1:09.107***	**(1)**	***103.09***		***14:53:35.179***
3 -	45.362	24.446	1:09.808		102.06	0.701	14:54:44.987
4 -	45.170	24.554	1:09.724	**(2)**	102.18	0.617	14:55:54.711
5 -	45.042	24.693	1:09.735	**(3)**	102.16	0.628	14:57:04.446
6 -	45.567	24.454	1:10.021		101.75	0.914	14:58:14.467

P23 202 C Kelvin BOSWELL Kawasaki ZX10R -

IDEAL LAP TIME : 1:21.307 BEST LAP TIME : 1:21.858 DIFFERENCE : 0.551

LAP	SECTOR 1	SECTOR 2	LAP TIME		MPH	DIFF	TIME OF DAY
1 -		***28.003***	1:26.594		82.27	4.736	14:52:39.694
2 -	53.814	28.117	1:21.931	**(3)**	86.95	0.073	14:54:01.625
3 -	53.321	28.606	1:21.927	**(2)**	86.96	0.069	14:55:23.552
4 -	***53.304***	28.554	***1:21.858***	**(1)**	***87.03***		***14:56:45.410***
5 -	53.425	28.817	1:22.242		86.63	0.384	14:58:07.652

P24 223 C Rafal KISYK Yamaha R1 -

IDEAL LAP TIME : BEST LAP TIME : DIFFERENCE :

LAP	SECTOR 1	SECTOR 2	LAP TIME	MPH	DIFF	TIME OF DAY
1 -		***25.295***	1:15.245	94.68		14:52:28.345

Weather / Track : Bright / Dry

Donington Park National: 1.9790 miles
Date: 25/07/2026 Start: 14:51 Finish: 15:02

BMCRC - MRO Championships - Rnd 6 @ Donington Park National

Powerbikes inc Clubman 1000 & Retro 1000

RACE 8 - BEST SECTORS

	SECTOR 1		SECTOR 2	
POS	NO	TIME	NO	TIME
1	**3**	**44.618**	**3**	**24.080**
2	**6**	**44.801**	**52**	**24.105**
3	**52**	**44.961**	**6**	**24.306**
4	**15**	**46.171**	**87**	**25.089**
5	**88**	**46.434**	**15**	**25.125**
6	**12**	**46.506**	**88**	**25.198**
7	**87**	**46.540**	**223**	**25.295**
8	**83**	**46.584**	**18**	**25.356**
9	**100**	**47.051**	**12**	**25.502**
10	**18**	**47.092**	**83**	**25.579**
11	**21**	**47.829**	**21**	**25.868**
12	**4**	**48.260**	**100**	**25.885**
13	**63**	**48.278**	**16**	**26.029**
14	**16**	**48.312**	**4**	**26.055**
15	**850**	**48.330**	**850**	**26.100**
16	**813**	**48.617**	**63**	**26.110**
17	**36**	**49.693**	**813**	**26.227**
18	**65**	**49.799**	**65**	**26.323**
19	**50**	**49.944**	**50**	**26.547**
20	**23**	**51.264**	**36**	**26.611**
21	**66**	**51.399**	**23**	**27.607**
22	**202**	**53.304**	**66**	**27.674**
23	**120**	**54.701**	**202**	**28.003**
24			**120**	**28.898**

IDEAL / BEST COMPARISON

POS	NO	NAME	IDEAL	BEST	DIFF
		PERFECT LAP	**1:08.698**		
1	**3**	GIBSON	1:08.698	1:08.763	**0.065**
2	**52**	RUSHBY	1:09.066	1:09.242	**0.176**
3	**6**	MALLINDER	1:09.107	1:09.107	**0.000**
4	**15**	JONES	1:11.296	1:11.536	**0.240**
5	**87**	THOMPSON	1:11.629	1:11.629	**0.000**
6	**88**	HALLIDAY	1:11.632	1:11.961	**0.329**
7	**12**	PALLETT	1:12.008	1:12.067	**0.059**
8	**83**	SIGGS	1:12.163	1:12.163	**0.000**
9	**18**	CERNIAUSKAS	1:12.448	1:12.448	**0.000**
10	**100**	HUGHES	1:12.936	1:13.178	**0.242**
11	**21**	BETTS	1:13.697	1:13.697	**0.000**
12	**4**	MATUZAS	1:14.315	1:14.315	**0.000**
13	**16**	BULL	1:14.341	1:14.618	**0.277**
14	**63**	WREN	1:14.388	1:14.701	**0.313**
15	**850**	WOOD	1:14.430	1:14.677	**0.247**
16	**813**	BRACKEN	1:14.844	1:15.000	**0.156**
17	**65**	FAITH	1:16.122	1:16.338	**0.216**
18	**36**	MORGAN	1:16.304	1:16.666	**0.362**
19	**50**	ELLIS	1:16.491	1:16.491	**0.000**
20	**23**	CURRIE	1:18.871	1:19.020	**0.149**
21	**66**	HARVEY	1:19.073	1:19.073	**0.000**
22	**202**	BOSWELL	1:21.307	1:21.858	**0.551**
23	**120**	DEGG	1:23.599	1:23.968	**0.369**
24	**223**	KISYK			

Weather / Track : Bright / Dry

Donington Park National: 1.9790 miles
Date: 25/07/2026 Start: 14:51 Finish: 15:02

Results can be found at www.tsl-timing.com

Printed - 15:05 Saturday, 25 July 2026

BMCRC - MRO Championships - Rnd 6 @ Donington Park National

Powerbikes inc Clubman 1000 & Retro 1000

RACE 8 - STATISTICS

Competitors Started	24
Planned Start	2026-07-25 @ 14:07:00.000
Actual Start	2026-07-25 @ 14:51:13.099
Finish Time	2026-07-25 @ 15:02:53.968
Track Length	1.9790mi.
Total Laps	214
Total Distance Covered	423.5203mi.

Session Fastest Lap History

NO	CL	NAME	LAP TIME	TIME OF DAY	LAP	VEHICLE
3		**Ryan GIBSON**	**1:08.763**	14:53:33.934	2	BMW S1000RR

Session Leader History

NO	CL	NAME	FROM LAP	LAPS LED	DISTANCE	VEHICLE
3		**Ryan GIBSON**	1	10	19.75 miles	BMW S1000RR

Flag History

TYPE	TIME OF DAY
GREEN	14:51:13.099
FINISH	15:02:53.968

Flag Statistics

TYPE	COUNT	TOTAL LAPS	TOTAL TIME
Green	1	10	13:22.766
Red	0	0	0.000
Safety Car	0	0	0.000
FCY	0	0	0.000

BMCRC - MRO Championships - Rnd 6 @ Donington Park National

Powerbikes inc Clubman 1000 & Retro 1000

RACE 8 - STATISTICS

CLASS : 8 Starters

Fastest Lap History

NO	NAME	LAP TIME	TIME OF DAY	LAP	VEHICLE
3	**Ryan GIBSON**	**1:08.763**	14:53:33.934	2	BMW S1000RR

Leader History

NO	NAME	FROM LAP	LAPS LED	DISTANCE	VEHICLE
3	**Ryan GIBSON**	1	10	19.75 miles	BMW S1000RR

BMCRC - MRO Championships - Rnd 6 @ Donington Park National

Powerbikes inc Clubman 1000 & Retro 1000

RACE 8 - STATISTICS

CLASS : C

12 Starters

Fastest Lap History

NO	NAME	LAP TIME	TIME OF DAY	LAP	VEHICLE
15	**Tommy JONES**	**1:12.027**	14:53:40.688	2	Honda CBR 1000 RR
15	**Tommy JONES**	**1:11.975**	14:56:04.855	4	Honda CBR 1000 RR
15	**Tommy JONES**	**1:11.536**	14:57:16.391	5	Honda CBR 1000 RR

Leader History

NO	NAME	FROM LAP	LAPS LED	DISTANCE	VEHICLE
223	**Rafal KISYK**	1	1	1.94 miles	Yamaha R1
15	**Tommy JONES**	2	9	17.81 miles	Honda CBR 1000 RR

BMCRC - MRO Championships - Rnd 6 @ Donington Park National

Powerbikes inc Clubman 1000 & Retro 1000

RACE 8 - STATISTICS

CLASS : RET

4 Starters

Fastest Lap History

NO	NAME	LAP TIME	TIME OF DAY	LAP	VEHICLE
850	**Clinton WOOD**	**1:14.677**	14:53:48.260	2	Suzuki GSXR1000

Leader History

NO	NAME	FROM LAP	LAPS LED	DISTANCE	VEHICLE
850	**Clinton WOOD**	1	10	19.75 miles	Suzuki GSXR1000







BMCRC - MRO Championships - Rnd 6 @ Donington Park National

Powerbikes inc Clubman 1000 & Retro 1000

RACE 17 - GRID (10 Laps)

ROW 9			27 **888** Paul FAGG		26 **10** Ross DUNNING		25 **226** Shaye STEWART	
ROW 8	24 **120** Chris DEGG	1:23.968	23 **202** Kelvin BOSWELL	1:21.858	22 **66** Stephen HARVEY	1:19.073		
ROW 7			21 **23** Nicholas CURRIE	1:19.020	20 **36** Alan MORGAN	1:16.666	19 **50** Lee ELLIS	1:16.491
ROW 6	18 **65** Gareth FAITH	1:16.338	17 **813** Angus BRACKEN	1:15.000	16 **63** Matthew WREN	1:14.701		
ROW 5			15 **850** Clinton WOOD	1:14.677	14 **16** Ryan BULL	1:14.618	13 **4** Remi MATUZAS	1:14.315
ROW 4	12 **21** Marc BETTS	1:13.697	11 **100** Jack HUGHES	1:13.178	10 **223** Rafal KISYK			
ROW 3			9 **18** Sigitas CERNIAUSKAS	1:12.448	8 **83** Jason SIGGS	1:12.163	7 **12** Matt PALLETT	1:12.067
ROW 2	6 **88** Scott HALLIDAY	1:11.961	5 **87** Karl THOMPSON	1:11.629	4 **15** Tommy JONES	1:11.536		
ROW 1			3 **52** Jordan RUSHBY	1:09.242	2 **6** Brendan MALLINDER	1:09.107	1 **3** Ryan GIBSON	1:08.763

Pole

These results are provisional until the conclusion of any judicial and technical matters.

Donington Park National: 1.9790 miles

Clerk Of Course: Caroline Patterson / Andy Brown	Timekeeper: Richard Evans	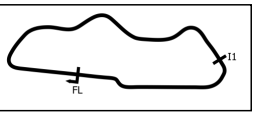

Results can be found at www.tsl-timing.com

Printed - 15:07 Saturday, 25 July 2026













BMCRC - MRO Championships - Rnd 6 @ Donington Park National

Powerbikes inc Clubman 1000 & Retro 1000

RACE 17 - CLASSIFICATION

Race Distance: 8 Laps / 15.83 miles

POS	NO	CL	PIC	NAME	ENTRY	LAPS	TIME	GAP	DIFF	MPH	BEST	ON	GRD	↑↓
1	3		1	Ryan GIBSON	BMW S1000RR - GIBSON MOTORS	8	9:20.216			101.49	1:09.024	3	1	0
2	52		2	Jordan RUSHBY	BMW S1000RR - Alliance Steel Services Ltd	8	9:28.794	8.578	8.578	99.96	1:09.507	2	3	1
3	87		3	Karl THOMPSON	Honda Fireblade RR - #Teamrace/Bishops Lane Garage	8	9:44.621	24.405	15.827	97.26	1:12.128	4	5	2
4	12		4	Matt PALLETT	Triumph 765RS - LRB ELECTRICAL & BUILDING SOLUTIO	8	9:44.711	24.495	0.090	97.24	1:11.796	4	7	3
5	83		5	Jason SIGGS	Yamaha R1 - J Siggs Construction	8	9:44.948	24.732	0.237	97.20	1:11.747	4	8	3
6	223	C	1	Rafal KISYK	Yamaha R1 -	8	9:45.073	24.857	0.125	97.18	1:11.543	3	24	18
7	18	C	2	Sigitas CERNIAUSKAS	Yamaha R1 - SC MOTO	8	9:50.855	30.639	5.782	96.23	1:12.745	4	9	2
8	15*	C	3	Tommy JONES	Honda CBR 1000 RR - Grandad / Armada racing	8	9:53.419	33.203	2.564	95.81	1:11.300	6	4	-4
9	100	C	4	Jack HUGHES	Yamaha R1 - IWS	8	10:01.747	41.531	8.328	94.49	1:13.765	6	10	1
10	21	C	5	Marc BETTS	Yamaha R1 - Alex James construction / ACRE	8	10:02.805	42.589	1.058	94.32	1:14.138	8	11	1
11	63	RET	1	Matthew WREN	Suzuki GSXR - TBR performance	8	10:05.082	44.866	2.277	93.97	1:13.988	4	15	4
12	850	RET	2	Clinton WOOD	Suzuki GSXR1000 - CLINTON WOOD	8	10:06.989	46.773	1.907	93.67	1:14.489	6	14	2
13	16	C	6	Ryan BULL	Honda CBR 1000 RR - CSS Scaffolding LTD	8	10:07.314	47.098	0.325	93.62	1:14.446	4	13	0
14	4	C	7	Remi MATUZAS	Yamaha R1 - SC MOTO	8	10:08.706	48.490	1.392	93.41	1:14.481	2	12	-2
15	813	C	8	Angus BRACKEN	Kawasaki ZX10RR -	8	10:14.257	54.041	5.551	92.56	1:15.386	5	16	1
16	36	C	9	Alan MORGAN	Suzuki GSXR 1000 - Little Duck Racing	8	10:27.424	1:07.208	13.167	90.62	1:17.065	3	19	3
17	50	RET	3	Lee ELLIS	Honda CBR 1000 RR -	8	10:27.833	1:07.617	0.409	90.56	1:16.515	3	18	1
18	66	C	10	Stephen HARVEY	Kawasaki ZX10 - The bike experience	8	10:29.767	1:09.551	1.934	90.28	1:17.038	3	21	3
19	23		6	Nicholas CURRIE	BMW S1000RR -	7	9:47.417	1 Lap	1 Lap	84.66	1:21.234	7	20	1
20	120	RET	4	Chris DEGG	Honda Fireblade - Niche energy	7	9:58.160	1 Lap	10.743	83.14	1:23.850	3	23	3
					NOT CLASSIFIED									
DNF	65	C		Gareth FAITH	BMW S1000RR - Sitramoto	7	9:17.760	1 Lap		89.17	1:16.594	3	17	
					NOT STARTED									
NS	6			Brendan MALLINDER	Honda Fireblade - Team MALLY								2	
NS	88			Scott HALLIDAY	Honda CBR 1000 RR - Performance fitness gym								6	
NS	202	C		Kelvin BOSWELL	Kawasaki ZX10R -								22	
NS	226	C		Shaye STEWART	BMW S1000RR - Renume Wellness - Performance impact								25	
NS	10			Ross DUNNING	BMW 1000RR - Surrey Glazing								26	
NS	888	RET		Paul FAGG	Yamaha R1 4C8 - thebikeexperience.org								27	

FASTEST LAP

3	Ryan GIBSON	BMW S1000RR - GIBSON MOTORS	3	1:09.024	103.21 mph	166.11 kph
15 C	Tommy JONES	Honda CBR 1000 RR - Grandad / Armada racing	6	1:11.300	99.92 mph	160.81 kph
63 RET	Matthew WREN	Suzuki GSXR - TBR performance	4	1:13.988	96.29 mph	154.97 kph

#15 - 10 second time penalty applied - Jump start.
Class - 92.5% of Race Speed = 93.87 mph
Class C - 92.5% of Race Speed = 89.89 mph
Class RET - 92.5% of Race Speed = 86.92 mph

Weather / Track : Cloudy / Dry
These results are provisional until the conclusion of any judicial and technical matters.

Date: 25/07/2026 Start: 17:49 Finish: 17:59
Donington Park National: 1.9790 miles

Clerk Of Course: Caroline Patterson / Andy Brown	Timekeeper: Richard Evans	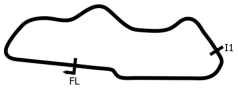

Results can be found at www.tsl-timing.com

Printed - 18:01 Saturday, 25 July 2026







BMCRC - MRO Championships - Rnd 6 @ Donington Park National

Powerbikes inc Clubman 1000 & Retro 1000

RACE 17 - LAP CHART

LAP 1 @ 17:50:55.249

NO	BEHIND	LAP TIME
3		1:12.509
52	1.149	1:13.658
12	4.704	1:17.213
87	5.143	1:17.652
223	5.458	1:17.967
83	5.724	1:18.233
18	5.979	1:18.488
15	6.165	1:18.674
4	7.514	1:20.023
100	8.366	1:20.875
21	8.762	1:21.271
850	9.166	1:21.675
63	9.544	1:22.053
16	9.934	1:22.443
36	10.678	1:23.187
813	11.163	1:23.672
50	11.305	1:23.814
66	11.928	1:24.437
65	12.617	1:25.126
23	16.881	1:29.390
120	17.452	1:29.961

LAP 2 @ 17:52:04.298

NO	BEHIND	LAP TIME
3		1:09.049
52	1.607	1:09.507
223	8.374	1:11.965
12	8.386	1:12.731
87	9.008	1:12.914
15	9.162	1:12.046
83	9.473	1:12.798
18	9.841	1:12.911
4	12.946	1:14.481
100	13.143	1:13.826
21	13.952	1:14.239
850	15.911	1:15.794
16	16.168	1:15.283
63	16.223	1:15.728
36	18.766	1:17.137
813	18.781	1:16.667
50	19.814	1:17.558
66	20.523	1:17.644
65	21.145	1:17.577
23	29.845	1:22.013
120	32.396	1:23.993

LAP 3 @ 17:53:13.322

NO	BEHIND	LAP TIME
3		1:09.024
52	2.364	1:09.781
223	10.893	1:11.543
12	11.934	1:12.572
87	12.667	1:12.683
15	12.749	1:12.611
83	13.435	1:12.986
18	13.831	1:13.014
4	18.908	1:14.986
100	19.256	1:15.137
21	19.458	1:14.530
850	21.750	1:14.863
63	22.241	1:15.042
16	22.449	1:15.305
813	25.623	1:15.866
36	26.807	1:17.065
50	27.305	1:16.515
66	28.537	1:17.038
65	28.715	1:16.594
23	45.523	1:24.702
120	47.222	1:23.850

LAP 4 @ 17:54:22.378

NO	BEHIND	LAP TIME
3		1:09.056
52	3.371	1:10.063
223	13.576	1:11.739
12	14.674	1:11.796
87	15.739	1:12.128
15	15.846	1:12.153
83	16.126	1:11.747
18	17.520	1:12.745
100	24.132	1:13.932
4	25.273	1:15.421
21	25.414	1:15.012
63	27.173	1:13.988
850	27.350	1:14.656
16	27.839	1:14.446
813	32.186	1:15.619
36	35.838	1:18.087
50	36.429	1:18.180
65	37.786	1:18.127
66	37.811	1:18.330
23	1:00.384	1:23.917
120	1:02.447	1:24.281

LAP 5 @ 17:55:31.868

NO	BEHIND	LAP TIME
3		1:09.490
52	4.628	1:10.747
223	15.987	1:11.901
12	17.637	1:12.453
87	18.790	1:12.541
15	19.002	1:12.646
83	19.185	1:12.549
18	21.531	1:13.501
100	28.474	1:13.832
21	30.589	1:14.665
4	30.685	1:14.902
63	31.842	1:14.159
850	32.868	1:15.008
16	32.919	1:14.570
813	38.082	1:15.386
50	45.336	1:18.397
36	45.623	1:19.275
65	46.143	1:17.847
66	46.944	1:18.623

LAP 6 @ 17:56:42.068

NO	BEHIND	LAP TIME
3		1:10.200
23	1 Lap	1:22.957
52	5.374	1:10.946
120	1 Lap	1:25.441
223	18.397	1:12.610
12	19.613	1:12.176
15	20.102	1:11.300
87	20.983	1:12.393
83	21.568	1:12.583
18	24.695	1:13.364
100	32.039	1:13.765
21	34.887	1:14.498
4	35.786	1:15.301
63	36.048	1:14.406
850	37.157	1:14.489
16	37.220	1:14.501
813	43.328	1:15.446
50	52.616	1:17.480
36	53.419	1:17.996
65	53.894	1:17.951
66	54.814	1:18.070

LAP 7 @ 17:57:51.958

NO	BEHIND	LAP TIME	
3		1:09.890	
52	7.419	1:11.935	
23	1 Lap	1:23.204	
223	20.961	1:12.454	
15	22.350	1:12.138	
12	22.761	1:13.038	
120	1 Lap	1:24.759	
87	23.232	1:12.139	
83	23.756	1:12.078	
18	28.343	1:13.538	
100	36.916	1:14.767	
21	39.449	1:14.452	
63	41.574	1:15.416	
4	41.794	1:15.898	
850	42.115	1:14.848	
16	42.314	1:14.984	
813	49.215	1:15.777	
50	1:00.407	1:17.681	
36	1:00.733	1:17.204	
66	1:02.823	1:17.899	
65	1:08.542	1:24.538	**P**

LAP 8 @ 17:59:02.956

NO	BEHIND	LAP TIME
3		1:10.998
52	8.578	1:12.157
15	23.203	1:11.851
87	24.405	1:12.171
12	24.495	1:12.732
83	24.732	1:11.974
223	24.857	1:14.894
23	1 Lap	1:21.234
18	30.639	1:13.294
120	1 Lap	1:25.875
100	41.531	1:15.613
21	42.589	1:14.138
63	44.866	1:14.290
850	46.773	1:15.656
16	47.098	1:15.782
4	48.490	1:17.694
813	54.041	1:15.824
36	1:07.208	1:17.473
50	1:07.617	1:18.208
66	1:09.551	1:17.726

Weather / Track : Cloudy / Dry

Donington Park National: 1.9790 miles
Date: 25/07/2026 Start: 17:49 Finish: 17:59

Results can be found at www.tsl-timing.com

Printed - 18:01 Saturday, 25 July 2026

BMCRC - MRO Championships - Rnd 6 @ Donington Park National

Powerbikes inc Clubman 1000 & Retro 1000

RACE 17 - POSITION CHART

No	Name	Lap Pos	1	2	3	4	5	6	7	8
3	GIBSON	1	3	3	3	3	3	3	3	3
6	MALLINDER	2	52	52	52	52	52	52	52	52
52	RUSHBY	3	12	223	223	223	223	223	223	15
15	JONES	4	87	12	12	12	12	12	15	87
87	THOMPSON	5	223	87	87	87	87	15	12	12
88	HALLIDAY	6	83	15	15	15	15	87	87	83
12	PALLETT	7	18	83	83	83	83	83	83	223
83	SIGGS	8	15	18	18	18	18	18	18	18
18	CERNIAUSKAS	9	4	4	4	100	100	100	100	100
100	HUGHES	10	100	100	100	4	21	21	21	21
21	BETTS	11	21	21	21	21	4	4	63	63
4	MATUZAS	12	850	850	850	63	63	63	4	850
16	BULL	13	63	16	63	850	850	850	850	16
850	WOOD	14	16	63	16	16	16	16	16	4
63	WREN	15	36	36	813	813	813	813	813	813
813	BRACKEN	16	813	813	36	36	50	50	50	36
65	FAITH	17	50	50	50	50	36	36	36	50
50	ELLIS	18	66	66	66	65	65	65	66	66
36	MORGAN	19	65	65	65	66	66	66	*65*	
23	CURRIE	20	23	23	23	23	23	23	23	
66	HARVEY	21	120	120	120	120	120	120	120	
202	BOSWELL	22								
120	DEGG	23								
223	KISYK	24								
226	STEWART	25								
10	DUNNING	26								
888	FAGG	27								

Weather / Track : Cloudy / Dry

Donington Park National: 1.9790 miles
Date: 25/07/2026 Start: 17:49 Finish: 17:59

Results can be found at www.tsl-timing.com

Printed - 18:01 Saturday, 25 July 2026

BMCRC - MRO Championships - Rnd 6 @ Donington Park National

Powerbikes inc Clubman 1000 & Retro 1000

RACE 17 - SECTOR ANALYSIS

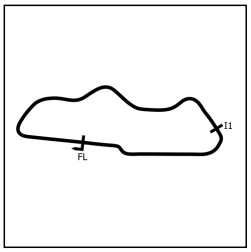

SECTOR 1 = FL to I1, SECTOR 2 = I1 to FL, DIFF = Difference To Personal Best Lap, P = Crossed Finish Line in Pit Lane, D = Time Disallowed

P1 3 Ryan GIBSON — BMW S1000RR - GIBSON MOTORS

IDEAL LAP TIME : 1:08.895 BEST LAP TIME : 1:09.024 DIFFERENCE : 0.129

LAP	SECTOR 1	SECTOR 2	LAP TIME		MPH	DIFF	TIME OF DAY
1 -		24.201	1:12.509		98.25	3.485	17:50:55.249
2 -	44.866	24.183	1:09.049	(2)	103.18	0.025	17:52:04.298
3 -	44.896	***24.128***	***1:09.024***	**(1)**	***103.21***		***17:53:13.322***
4 -	***44.767***	24.289	1:09.056	(3)	103.17	0.032	17:54:22.378
5 -	45.192	24.298	1:09.490		102.52	0.466	17:55:31.868
6 -	45.457	24.743	1:10.200		101.49	1.176	17:56:42.068
7 -	45.484	24.406	1:09.890		101.94	0.866	17:57:51.958
8 -	46.004	24.994	1:10.998		100.34	1.974	17:59:02.956

P2 52 Jordan RUSHBY — BMW S1000RR - Alliance Steel Services Ltd

IDEAL LAP TIME : 1:09.507 BEST LAP TIME : 1:09.507 DIFFERENCE : 0.000

LAP	SECTOR 1	SECTOR 2	LAP TIME		MPH	DIFF	TIME OF DAY
1 -		24.375	1:13.658		96.72	4.151	17:50:56.398
2 -	***45.181***	***24.326***	***1:09.507***	**(1)**	***102.50***		***17:52:05.905***
3 -	45.402	24.379	1:09.781	(2)	102.10	0.274	17:53:15.686
4 -	45.479	24.584	1:10.063	(3)	101.68	0.556	17:54:25.749
5 -	45.937	24.810	1:10.747		100.70	1.240	17:55:36.496
6 -	45.964	24.982	1:10.946		100.42	1.439	17:56:47.442
7 -	47.149	24.786	1:11.935		99.04	2.428	17:57:59.377
8 -	46.490	25.667	1:12.157		98.73	2.650	17:59:11.534

P3 87 Karl THOMPSON — Honda Fireblade RR - #Teamrace/Bishops Lane Garage

IDEAL LAP TIME : 1:11.702 BEST LAP TIME : 1:12.128 DIFFERENCE : 0.426

LAP	SECTOR 1	SECTOR 2	LAP TIME		MPH	DIFF	TIME OF DAY
1 -		25.538	1:17.652		91.75	5.524	17:51:00.392
2 -	47.522	25.392	1:12.914		97.71	0.786	17:52:13.306
3 -	47.347	***25.336***	1:12.683		98.02	0.555	17:53:25.989
4 -	46.731	25.397	***1:12.128***	**(1)**	***98.77***		***17:54:38.117***
5 -	46.878	25.663	1:12.541		98.21	0.413	17:55:50.658
6 -	46.966	25.427	1:12.393		98.41	0.265	17:57:03.051
7 -	46.752	25.387	1:12.139	(2)	98.76	0.011	17:58:15.190
8 -	***46.366***	25.805	1:12.171	(3)	98.71	0.043	17:59:27.361

P4 12 Matt PALLETT — Triumph 765RS - LRB ELECTRICAL & BUILDING SOLUTIONS

IDEAL LAP TIME : 1:11.753 BEST LAP TIME : 1:11.796 DIFFERENCE : 0.043

LAP	SECTOR 1	SECTOR 2	LAP TIME		MPH	DIFF	TIME OF DAY
1 -		25.564	1:17.213		92.27	5.417	17:50:59.953
2 -	46.924	25.807	1:12.731		97.95	0.935	17:52:12.684
3 -	46.873	25.699	1:12.572		98.17	0.776	17:53:25.256
4 -	46.268	***25.528***	***1:11.796***	**(1)**	***99.23***		***17:54:37.052***
5 -	46.470	25.983	1:12.453	(3)	98.33	0.657	17:55:49.505
6 -	***46.225***	25.951	1:12.176	(2)	98.71	0.380	17:57:01.681
7 -	46.653	26.385	1:13.038		97.54	1.242	17:58:14.719
8 -	46.555	26.177	1:12.732		97.95	0.936	17:59:27.451

P5 83 Jason SIGGS — Yamaha R1 - J Siggs Construction

IDEAL LAP TIME : 1:11.448 BEST LAP TIME : 1:11.747 DIFFERENCE : 0.299

LAP	SECTOR 1	SECTOR 2	LAP TIME		MPH	DIFF	TIME OF DAY
1 -		25.924	1:18.233		91.06	6.486	17:51:00.973
2 -	47.154	25.644	1:12.798		97.86	1.051	17:52:13.771
3 -	47.264	25.722	1:12.986		97.61	1.239	17:53:26.757
4 -	46.497	***25.250***	***1:11.747***	**(1)**	***99.30***		***17:54:38.504***
5 -	46.989	25.560	1:12.549		98.20	0.802	17:55:51.053
6 -	46.904	25.679	1:12.583		98.15	0.836	17:57:03.636
7 -	46.386	25.692	1:12.078	(3)	98.84	0.331	17:58:15.714
8 -	***46.198***	25.776	1:11.974	(2)	98.98	0.227	17:59:27.688

Weather / Track : Cloudy / Dry

Donington Park National: 1.9790 miles
Date: 25/07/2026 Start: 17:49 Finish: 17:59

BMCRC - MRO Championships - Rnd 6 @ Donington Park National

Powerbikes inc Clubman 1000 & Retro 1000

RACE 17 - SECTOR ANALYSIS

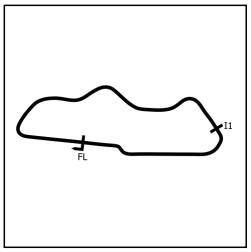

SECTOR 1 = FL to I1, SECTOR 2 = I1 to FL, DIFF = Difference To Personal Best Lap, P = Crossed Finish Line in Pit Lane, D = Time Disallowed

P6 223 C Rafal KISYK Yamaha R1 -

IDEAL LAP TIME : 1:11.429 BEST LAP TIME : 1:11.543 DIFFERENCE : 0.114

LAP	SECTOR 1	SECTOR 2	LAP TIME	MPH	DIFF	TIME OF DAY
1 -		25.393	1:17.967	91.37	6.424	17:51:00.707
2 -	46.643	25.322	1:11.965	99.00	0.422	17:52:12.672
3 -	46.264	***25.279***	***1:11.543*** **(1)**	***99.58***		***17:53:24.215***
4 -	46.403	25.336	1:11.739 **(2)**	99.31	0.196	17:54:35.954
5 -	***46.150***	25.751	1:11.901 **(3)**	99.08	0.358	17:55:47.855
6 -	47.081	25.529	1:12.610	98.12	1.067	17:57:00.465
7 -	47.013	25.441	1:12.454	98.33	0.911	17:58:12.919
8 -	47.491	27.403	1:14.894	95.12	3.351	17:59:27.813

P7 18 C Sigitas CERNIAUSKAS Yamaha R1 - SC MOTO

IDEAL LAP TIME : 1:12.707 BEST LAP TIME : 1:12.745 DIFFERENCE : 0.038

LAP	SECTOR 1	SECTOR 2	LAP TIME	MPH	DIFF	TIME OF DAY
1 -		25.583	1:18.488	90.77	5.743	17:51:01.228
2 -	47.557	***25.354***	1:12.911 **(2)**	97.71	0.166	17:52:14.139
3 -	47.403	25.611	1:13.014 **(3)**	97.57	0.269	17:53:27.153
4 -	***47.353***	25.392	***1:12.745*** **(1)**	***97.93***		***17:54:39.898***
5 -	47.713	25.788	1:13.501	96.93	0.756	17:55:53.399
6 -	47.684	25.680	1:13.364	97.11	0.619	17:57:06.763
7 -	47.887	25.651	1:13.538	96.88	0.793	17:58:20.301
8 -	47.760	25.534	1:13.294	97.20	0.549	17:59:33.595

P8 15 C Tommy JONES Honda CBR 1000 RR - Grandad / Armada racing

IDEAL LAP TIME : 1:11.270 BEST LAP TIME : 1:11.300 DIFFERENCE : 0.030

LAP	SECTOR 1	SECTOR 2	LAP TIME	MPH	DIFF	TIME OF DAY
1 -		25.452	1:18.674	90.55	7.374	17:51:01.414
2 -	46.824	25.222	1:12.046 **(3)**	98.89	0.746	17:52:13.460
3 -	47.411	25.200	1:12.611	98.12	1.311	17:53:26.071
4 -	46.953	25.200	1:12.153	98.74	0.853	17:54:38.224
5 -	47.039	25.607	1:12.646	98.07	1.346	17:55:50.870
6 -	46.356	***24.944***	***1:11.300*** **(1)**	***99.92***		***17:57:02.170***
7 -	46.482	25.656	1:12.138	98.76	0.838	17:58:14.308
8 -	***46.326***	25.525	1:11.851 **(2)**	99.15	0.551	17:59:26.159

P9 100 C Jack HUGHES Yamaha R1 - IWS

IDEAL LAP TIME : 1:13.313 BEST LAP TIME : 1:13.765 DIFFERENCE : 0.452

LAP	SECTOR 1	SECTOR 2	LAP TIME	MPH	DIFF	TIME OF DAY
1 -		26.220	1:20.875	88.09	7.110	17:51:03.615
2 -	47.824	***26.002***	1:13.826 **(2)**	96.50	0.061	17:52:17.441
3 -	48.598	26.539	1:15.137	94.82	1.372	17:53:32.578
4 -	47.511	26.421	1:13.932	96.36	0.167	17:54:46.510
5 -	47.360	26.472	1:13.832 **(3)**	96.49	0.067	17:56:00.342
6 -	***47.311***	26.454	***1:13.765*** **(1)**	***96.58***		***17:57:14.107***
7 -	48.098	26.669	1:14.767	95.29	1.002	17:58:28.874
8 -	48.439	27.174	1:15.613	94.22	1.848	17:59:44.487

P10 21 C Marc BETTS Yamaha R1 - Alex James construction / ACRE

IDEAL LAP TIME : 1:14.090 BEST LAP TIME : 1:14.138 DIFFERENCE : 0.048

LAP	SECTOR 1	SECTOR 2	LAP TIME	MPH	DIFF	TIME OF DAY
1 -		26.134	1:21.271	87.66	7.133	17:51:04.011
2 -	48.179	***26.060***	1:14.239 **(2)**	95.96	0.101	17:52:18.250
3 -	48.129	26.401	1:14.530	95.59	0.392	17:53:32.780
4 -	48.700	26.312	1:15.012	94.98	0.874	17:54:47.792
5 -	48.422	26.243	1:14.665	95.42	0.527	17:56:02.457
6 -	48.193	26.305	1:14.498	95.63	0.360	17:57:16.955
7 -	48.263	26.189	1:14.452 **(3)**	95.69	0.314	17:58:31.407
8 -	***48.030***	26.108	***1:14.138*** **(1)**	***96.09***		***17:59:45.545***

BMCRC - MRO Championships - Rnd 6 @ Donington Park National

Powerbikes inc Clubman 1000 & Retro 1000

RACE 17 - SECTOR ANALYSIS

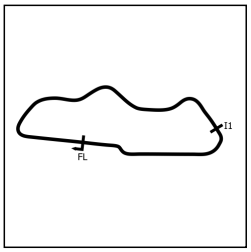

SECTOR 1 = FL to I1, SECTOR 2 = I1 to FL, DIFF = Difference To Personal Best Lap, P = Crossed Finish Line in Pit Lane, D = Time Disallowed

P11 63 RET Matthew WREN — Suzuki GSXR - TBR performance

IDEAL LAP TIME : 1:13.942 BEST LAP TIME : 1:13.988 DIFFERENCE : 0.046

LAP	SECTOR 1	SECTOR 2	LAP TIME	MPH	DIFF	TIME OF DAY
1 -		26.366	1:22.053	86.82	8.065	17:51:04.793
2 -	48.705	27.023	1:15.728	94.08	1.740	17:52:20.521
3 -	49.130	25.912	1:15.042	94.94	1.054	17:53:35.563
4 -	48.151	***25.837***	***1:13.988*** **(1)**	***96.29***		***17:54:49.551***
5 -	***48.105***	26.054	1:14.159 **(2)**	96.07	0.171	17:56:03.710
6 -	48.160	26.246	1:14.406	95.75	0.418	17:57:18.116
7 -	48.870	26.546	1:15.416	94.47	1.428	17:58:33.532
8 -	48.279	26.011	1:14.290 **(3)**	95.90	0.302	17:59:47.822

P12 850 RET Clinton WOOD — Suzuki GSXR1000 - CLINTON WOOD

IDEAL LAP TIME : 1:14.346 BEST LAP TIME : 1:14.489 DIFFERENCE : 0.143

LAP	SECTOR 1	SECTOR 2	LAP TIME	MPH	DIFF	TIME OF DAY
1 -		26.682	1:21.675	87.23	7.186	17:51:04.415
2 -	48.870	26.924	1:15.794	94.00	1.305	17:52:20.209
3 -	48.527	26.336	1:14.863	95.16	0.374	17:53:35.072
4 -	48.456	***26.200***	1:14.656 **(2)**	95.43	0.167	17:54:49.728
5 -	48.702	26.306	1:15.008	94.98	0.519	17:56:04.736
6 -	***48.146***	26.343	***1:14.489*** **(1)**	***95.64***		***17:57:19.225***
7 -	48.512	26.336	1:14.848 **(3)**	95.18	0.359	17:58:34.073
8 -	49.167	26.489	1:15.656	94.17	1.167	17:59:49.729

P13 16 C Ryan BULL — Honda CBR 1000 RR - CSS Scaffolding LTD

IDEAL LAP TIME : 1:14.242 BEST LAP TIME : 1:14.446 DIFFERENCE : 0.204

LAP	SECTOR 1	SECTOR 2	LAP TIME	MPH	DIFF	TIME OF DAY
1 -		27.155	1:22.443	86.41	7.997	17:51:05.183
2 -	48.744	26.539	1:15.283	94.63	0.837	17:52:20.466
3 -	48.653	26.652	1:15.305	94.61	0.859	17:53:35.771
4 -	48.450	***25.996***	***1:14.446*** **(1)**	***95.70***		***17:54:50.217***
5 -	48.364	26.206	1:14.570 **(3)**	95.54	0.124	17:56:04.787
6 -	***48.246***	26.255	1:14.501 **(2)**	95.63	0.055	17:57:19.288
7 -	48.793	26.191	1:14.984	95.01	0.538	17:58:34.272
8 -	49.354	26.428	1:15.782	94.01	1.336	17:59:50.054

P14 4 C Remi MATUZAS — Yamaha R1 - SC MOTO

IDEAL LAP TIME : 1:14.378 BEST LAP TIME : 1:14.481 DIFFERENCE : 0.103

LAP	SECTOR 1	SECTOR 2	LAP TIME	MPH	DIFF	TIME OF DAY
1 -		26.168	1:20.023	89.03	5.542	17:51:02.763
2 -	48.377	***26.104***	***1:14.481*** **(1)**	***95.65***		***17:52:17.244***
3 -	48.612	26.374	1:14.986 **(3)**	95.01	0.505	17:53:32.230
4 -	49.103	26.318	1:15.421	94.46	0.940	17:54:47.651
5 -	***48.274***	26.628	1:14.902 **(2)**	95.11	0.421	17:56:02.553
6 -	48.897	26.404	1:15.301	94.61	0.820	17:57:17.854
7 -	49.005	26.893	1:15.898	93.87	1.417	17:58:33.752
8 -	50.158	27.536	1:17.694	91.70	3.213	17:59:51.446

P15 813 C Angus BRACKEN — Kawasaki ZX10RR -

IDEAL LAP TIME : 1:15.228 BEST LAP TIME : 1:15.386 DIFFERENCE : 0.158

LAP	SECTOR 1	SECTOR 2	LAP TIME	MPH	DIFF	TIME OF DAY
1 -		26.798	1:23.672	85.14	8.286	17:51:06.412
2 -	49.920	26.747	1:16.667	92.92	1.281	17:52:23.079
3 -	49.354	26.512	1:15.866	93.91	0.480	17:53:38.945
4 -	49.293	***26.326***	1:15.619 **(3)**	94.21	0.233	17:54:54.564
5 -	***48.902***	26.484	***1:15.386*** **(1)**	***94.50***		***17:56:09.950***
6 -	49.071	26.375	1:15.446 **(2)**	94.43	0.060	17:57:25.396
7 -	49.247	26.530	1:15.777	94.02	0.391	17:58:41.173
8 -	49.365	26.459	1:15.824	93.96	0.438	17:59:56.997

BMCRC - MRO Championships - Rnd 6 @ Donington Park National

Powerbikes inc Clubman 1000 & Retro 1000

RACE 17 - SECTOR ANALYSIS

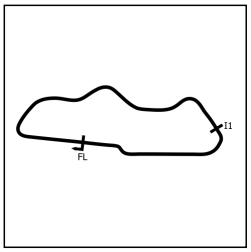

SECTOR 1 = FL to I1, SECTOR 2 = I1 to FL, DIFF = Difference To Personal Best Lap, P = Crossed Finish Line in Pit Lane, D = Time Disallowed

P16 36 C Alan MORGAN — Suzuki GSXR 1000 - Little Duck Racing

IDEAL LAP TIME : 1:16.888 BEST LAP TIME : 1:17.065 DIFFERENCE : 0.177

LAP	SECTOR 1	SECTOR 2	LAP TIME	MPH	DIFF	TIME OF DAY
1 -		26.841	1:23.187	85.64	6.122	17:51:05.927
2 -	50.289	26.848	1:17.137 (2)	92.36	0.072	17:52:23.064
3 -	***50.233***	26.832	***1:17.065*** (1)	***92.44***		***17:53:40.129***
4 -	50.654	27.433	1:18.087	91.23	1.022	17:54:58.216
5 -	52.004	27.271	1:19.275	89.87	2.210	17:56:17.491
6 -	50.904	27.092	1:17.996	91.34	0.931	17:57:35.487
7 -	50.549	***26.655***	1:17.204 (3)	92.28	0.139	17:58:52.691
8 -	50.417	27.056	1:17.473	91.96	0.408	18:00:10.164

P17 50 RET Lee ELLIS — Honda CBR 1000 RR -

IDEAL LAP TIME : 1:16.515 BEST LAP TIME : 1:16.515 DIFFERENCE : 0.000

LAP	SECTOR 1	SECTOR 2	LAP TIME	MPH	DIFF	TIME OF DAY
1 -		27.154	1:23.814	85.00	7.299	17:51:06.554
2 -	50.179	27.379	1:17.558 (3)	91.86	1.043	17:52:24.112
3 -	***49.516***	***26.999***	***1:16.515*** (1)	***93.11***		***17:53:40.627***
4 -	50.387	27.793	1:18.180	91.13	1.665	17:54:58.807
5 -	50.939	27.458	1:18.397	90.87	1.882	17:56:17.204
6 -	50.158	27.322	1:17.480 (2)	91.95	0.965	17:57:34.684
7 -	50.228	27.453	1:17.681	91.71	1.166	17:58:52.365
8 -	50.448	27.760	1:18.208	91.09	1.693	18:00:10.573

P18 66 C Stephen HARVEY — Kawasaki ZX10 - The bike experience

IDEAL LAP TIME : 1:17.038 BEST LAP TIME : 1:17.038 DIFFERENCE : 0.000

LAP	SECTOR 1	SECTOR 2	LAP TIME	MPH	DIFF	TIME OF DAY
1 -		27.119	1:24.437	84.37	7.399	17:51:07.177
2 -	50.327	27.317	1:17.644 (2)	91.76	0.606	17:52:24.821
3 -	***49.966***	***27.072***	***1:17.038*** (1)	***92.48***		***17:53:41.859***
4 -	50.589	27.741	1:18.330	90.95	1.292	17:55:00.189
5 -	51.286	27.337	1:18.623	90.61	1.585	17:56:18.812
6 -	50.571	27.499	1:18.070	91.25	1.032	17:57:36.882
7 -	50.526	27.373	1:17.899	91.45	0.861	17:58:54.781
8 -	50.310	27.416	1:17.726 (3)	91.66	0.688	18:00:12.507

P19 23 Nicholas CURRIE — BMW S1000RR -

IDEAL LAP TIME : 1:21.234 BEST LAP TIME : 1:21.234 DIFFERENCE : 0.000

LAP	SECTOR 1	SECTOR 2	LAP TIME	MPH	DIFF	TIME OF DAY
1 -		29.392	1:29.390	79.70	8.156	17:51:12.130
2 -	53.134	28.879	1:22.013 (2)	86.87	0.779	17:52:34.143
3 -	54.996	29.706	1:24.702	84.11	3.468	17:53:58.845
4 -	53.880	30.037	1:23.917	84.90	2.683	17:55:22.762
5 -	53.597	29.360	1:22.957 (3)	85.88	1.723	17:56:45.719
6 -	53.511	29.693	1:23.204	85.62	1.970	17:58:08.923
7 -	***52.931***	***28.303***	***1:21.234*** (1)	***87.70***		***17:59:30.157***

P20 120 RET Chris DEGG — Honda Fireblade - Niche energy

IDEAL LAP TIME : 1:23.340 BEST LAP TIME : 1:23.850 DIFFERENCE : 0.510

LAP	SECTOR 1	SECTOR 2	LAP TIME	MPH	DIFF	TIME OF DAY
1 -		29.004	1:29.961	79.19	6.111	17:51:12.701
2 -	55.196	***28.797***	1:23.993 (2)	84.82	0.143	17:52:36.694
3 -	***54.543***	29.307	***1:23.850*** (1)	***84.96***		***17:54:00.544***
4 -	54.738	29.543	1:24.281 (3)	84.53	0.431	17:55:24.825
5 -	55.219	30.222	1:25.441	83.38	1.591	17:56:50.266
6 -	55.273	29.486	1:24.759	84.05	0.909	17:58:15.025
7 -	56.173	29.702	1:25.875	82.96	2.025	17:59:40.900

BMCRC - MRO Championships - Rnd 6 @ Donington Park National

Powerbikes inc Clubman 1000 & Retro 1000

RACE 17 - SECTOR ANALYSIS

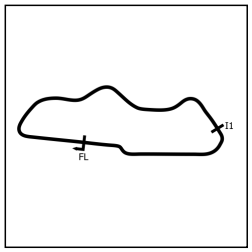

SECTOR 1 = FL to I1, SECTOR 2 = I1 to FL, DIFF = Difference To Personal Best Lap, P = Crossed Finish Line in Pit Lane, D = Time Disallowed

P21 65 C Gareth FAITH BMW S1000RR - Sitramoto

IDEAL LAP TIME : 1:16.594 BEST LAP TIME : 1:16.594 DIFFERENCE : 0.000

LAP	SECTOR 1	SECTOR 2	LAP TIME	MPH	DIFF	TIME OF DAY
1 -		27.057	1:25.126	83.69	8.532	17:51:07.866
2 -	50.523	27.054	1:17.577 **(2)**	91.83	0.983	17:52:25.443
3 -	***49.873***	***26.721***	***1:16.594*** **(1)**	***93.01***		***17:53:42.037***
4 -	50.754	27.373	1:18.127	91.19	1.533	17:55:00.164
5 -	50.564	27.283	1:17.847 **(3)**	91.52	1.253	17:56:18.011
6 -	50.671	27.280	1:17.951	91.39	1.357	17:57:35.962
7 -	51.158	IN PIT	1:24.538 **P**	84.27	7.944	17:59:00.500

BMCRC - MRO Championships - Rnd 6 @ Donington Park National

Powerbikes inc Clubman 1000 & Retro 1000

RACE 17 - BEST SECTORS

	SECTOR 1		SECTOR 2	
POS	NO	TIME	NO	TIME
1	**3**	**44.767**	**3**	**24.128**
2	**52**	**45.181**	**52**	**24.326**
3	**223**	**46.150**	**15**	**24.944**
4	**83**	**46.198**	**83**	**25.250**
5	**12**	**46.225**	**223**	**25.279**
6	**15**	**46.326**	**87**	**25.336**
7	**87**	**46.366**	**18**	**25.354**
8	**100**	**47.311**	**12**	**25.528**
9	**18**	**47.353**	**63**	**25.837**
10	**21**	**48.030**	**16**	**25.996**
11	**63**	**48.105**	**100**	**26.002**
12	**850**	**48.146**	**21**	**26.060**
13	**16**	**48.246**	**4**	**26.104**
14	**4**	**48.274**	**850**	**26.200**
15	**813**	**48.902**	**813**	**26.326**
16	**50**	**49.516**	**36**	**26.655**
17	**65**	**49.873**	**65**	**26.721**
18	**66**	**49.966**	**50**	**26.999**
19	**36**	**50.233**	**66**	**27.072**
20	**23**	**52.931**	**23**	**28.303**
21	**120**	**54.543**	**120**	**28.797**

IDEAL / BEST COMPARISON

POS	NO	NAME	IDEAL	BEST	DIFF
		PERFECT LAP	**1:08.895**		
1	**3**	GIBSON	1:08.895	1:09.024	**0.129**
2	**52**	RUSHBY	1:09.507	1:09.507	**0.000**
3	**15**	JONES	1:11.270	1:11.300	**0.030**
4	**223**	KISYK	1:11.429	1:11.543	**0.114**
5	**83**	SIGGS	1:11.448	1:11.747	**0.299**
6	**87**	THOMPSON	1:11.702	1:12.128	**0.426**
7	**12**	PALLETT	1:11.753	1:11.796	**0.043**
8	**18**	CERNIAUSKAS	1:12.707	1:12.745	**0.038**
9	**100**	HUGHES	1:13.313	1:13.765	**0.452**
10	**63**	WREN	1:13.942	1:13.988	**0.046**
11	**21**	BETTS	1:14.090	1:14.138	**0.048**
12	**16**	BULL	1:14.242	1:14.446	**0.204**
13	**850**	WOOD	1:14.346	1:14.489	**0.143**
14	**4**	MATUZAS	1:14.378	1:14.481	**0.103**
15	**813**	BRACKEN	1:15.228	1:15.386	**0.158**
16	**50**	ELLIS	1:16.515	1:16.515	**0.000**
17	**65**	FAITH	1:16.594	1:16.594	**0.000**
18	**36**	MORGAN	1:16.888	1:17.065	**0.177**
19	**66**	HARVEY	1:17.038	1:17.038	**0.000**
20	**23**	CURRIE	1:21.234	1:21.234	**0.000**
21	**120**	DEGG	1:23.340	1:23.850	**0.510**

Weather / Track : Cloudy / Dry

Donington Park National: 1.9790 miles
Date: 25/07/2026 Start: 17:49 Finish: 17:59

Results can be found at www.tsl-timing.com

Printed - 18:01 Saturday, 25 July 2026

BMCRC - MRO Championships - Rnd 6 @ Donington Park National

Powerbikes inc Clubman 1000 & Retro 1000

RACE 17 - STATISTICS

Competitors Started	21
Planned Start	2026-07-25 @ 17:08:00.000
Actual Start	2026-07-25 @ 17:49:42.739
Finish Time	2026-07-25 @ 17:59:02.955
Track Length	1.9790mi.
Total Laps	165
Total Distance Covered	326.5460mi.

Session Fastest Lap History

NO	CL	NAME	LAP TIME	TIME OF DAY	LAP	VEHICLE
3		**Ryan GIBSON**	**1:09.049**	17:52:04.298	2	BMW S1000RR
3		**Ryan GIBSON**	**1:09.024**	17:53:13.322	3	BMW S1000RR

Session Leader History

NO	CL	NAME	FROM LAP	LAPS LED	DISTANCE	VEHICLE
3		**Ryan GIBSON**	1	8	15.79 miles	BMW S1000RR

Flag History

TYPE	TIME OF DAY
GREEN	17:49:42.739
FINISH	17:59:02.955

Flag Statistics

TYPE	COUNT	TOTAL LAPS	TOTAL TIME
Green	1	8	10:48.255
Red	0	0	0.000
Safety Car	0	0	0.000
FCY	0	0	0.000

BMCRC - MRO Championships - Rnd 6 @ Donington Park National

Powerbikes inc Clubman 1000 & Retro 1000

RACE 17 - STATISTICS

CLASS : 6 Starters

Fastest Lap History

NO	NAME	LAP TIME	TIME OF DAY	LAP	VEHICLE
3	**Ryan GIBSON**	**1:09.049**	17:52:04.298	2	BMW S1000RR
3	**Ryan GIBSON**	**1:09.024**	17:53:13.322	3	BMW S1000RR

Leader History

NO	NAME	FROM LAP	LAPS LED	DISTANCE	VEHICLE
3	**Ryan GIBSON**	1	8	15.79 miles	BMW S1000RR

BMCRC - MRO Championships - Rnd 6 @ Donington Park National

Powerbikes inc Clubman 1000 & Retro 1000

RACE 17 - STATISTICS

CLASS : C

11 Starters

Fastest Lap History

NO	NAME	LAP TIME	TIME OF DAY	LAP	VEHICLE
223	**Rafal KISYK**	**1:11.965**	17:52:12.672	2	Yamaha R1
223	**Rafal KISYK**	**1:11.543**	17:53:24.215	3	Yamaha R1
15	**Tommy JONES**	**1:11.300**	17:57:02.170	6	Honda CBR 1000 RR

Leader History

NO	NAME	FROM LAP	LAPS LED	DISTANCE	VEHICLE
223	**Rafal KISYK**	1	7	13.81 miles	Yamaha R1
15	**Tommy JONES**	8	1	1.97 miles	Honda CBR 1000 RR

BMCRC - MRO Championships - Rnd 6 @ Donington Park National

Powerbikes inc Clubman 1000 & Retro 1000

RACE 17 - STATISTICS

CLASS : RET

4 Starters

Fastest Lap History

NO	NAME	LAP TIME	TIME OF DAY	LAP	VEHICLE
850	**Clinton WOOD**	**1:15.794**	17:52:20.209	2	Suzuki GSXR1000
63	**Matthew WREN**	**1:15.728**	17:52:20.521	2	Suzuki GSXR
850	**Clinton WOOD**	**1:14.863**	17:53:35.072	3	Suzuki GSXR1000
63	**Matthew WREN**	**1:13.988**	17:54:49.551	4	Suzuki GSXR

Leader History

NO	NAME	FROM LAP	LAPS LED	DISTANCE	VEHICLE
850	**Clinton WOOD**	1	3	5.89 miles	Suzuki GSXR1000
63	**Matthew WREN**	4	5	9.89 miles	Suzuki GSXR

MRO POWERBIKES | MRO CLUBMAN 1000 CUP | MRO RETRO 1000S

BMCRC - MRO Championships - Rnd 6 @ Donington Park National

Powerbikes inc Clubman 1000 & Retro 1000

RACE 8 - GRID (14 Laps)



These results are provisional until the conclusion of any judicial and technical matters.

Donington Park National: 1.9790 miles

Clerk Of Course: Caroline Patterson / Andy Brown	Timekeeper: Richard Evans	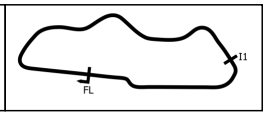

Results can be found at www.tsl-timing.com

Printed - 18:04 Saturday, 25 July 2026







BMCRC - MRO Championships - Rnd 6 @ Donington Park National

Powerbikes inc Clubman 1000 & Retro 1000

RACE 8 - CLASSIFICATION

Race Distance: 8 Laps / 15.83 miles

POS	NO	CL	PIC	NAME	ENTRY	LAPS	TIME	GAP	DIFF	MPH	BEST	ON	GRD	↑↓
1	3		1	Ryan GIBSON	BMW S1000RR - GIBSON MOTORS	8	9:21.124			101.33	1:09.192	2	1	0
2	52		2	Jordan RUSHBY	BMW S1000RR - Alliance Steel Services Ltd	8	9:27.267	6.143	6.143	100.23	1:09.862	6	2	0
3	6		3	Brendan MALLINDER	Honda Fireblade - Team MALLY	8	9:34.424	13.300	7.157	98.98	1:09.536	3	22	19
4	15	C	1	Tommy JONES	Honda CBR 1000 RR - Grandad / Armada racing	8	9:39.809	18.685	5.385	98.06	1:11.618	6	3	-1
5	223	C	2	Rafal KISYK	Yamaha R1 -	8	9:41.184	20.060	1.375	97.83	1:12.050	3	4	-1
6	12		4	Matt PALLETT	Triumph 765RS - LRB ELECTRICAL & BUILDING SOLUTIO	8	9:42.214	21.090	1.030	97.66	1:11.762	3	6	0
7	83		5	Jason SIGGS	Yamaha R1 - J Siggs Construction	8	9:43.516	22.392	1.302	97.44	1:11.820	3	5	-2
8	87		6	Karl THOMPSON	Honda Fireblade RR - #Teamrace/Bishops Lane Garage	8	9:45.605	24.481	2.089	97.09	1:12.191	7	7	-1
9	88		7	Scott HALLIDAY	Honda CBR 1000 RR - Performance fitness gym	8	9:51.591	30.467	5.986	96.11	1:11.723	7	23	14
10	18	C	3	Sigitas CERNIAUSKAS	Yamaha R1 - SC MOTO	7	8:39.747	1 Lap	1 Lap	95.69	1:13.373	7	8	-2
11	100	C	4	Jack HUGHES	Yamaha R1 - IWS	7	8:42.688	1 Lap	2.941	95.15	1:13.365	2	9	-2
12	21	C	5	Marc BETTS	Yamaha R1 - Alex James construction / ACRE	7	8:44.901	1 Lap	2.213	94.75	1:13.555	2	11	-1
13	4	C	6	Remi MATUZAS	Yamaha R1 - SC MOTO	7	8:49.574	1 Lap	4.673	93.91	1:13.415	4	13	0
14	850	RET	1	Clinton WOOD	Suzuki GSXR1000 - CLINTON WOOD	7	8:50.773	1 Lap	1.199	93.70	1:14.507	3	14	0
15	16	C	7	Ryan BULL	Honda CBR 1000 RR - CSS Scaffolding LTD	7	8:51.340	1 Lap	0.567	93.60	1:14.326	7	12	-3
16	63	RET	2	Matthew WREN	Suzuki GSXR - TBR performance	7	8:52.371	1 Lap	1.031	93.42	1:14.518	6	10	-6
17	813	C	8	Angus BRACKEN	Kawasaki ZX10RR -	7	8:53.989	1 Lap	1.618	93.14	1:14.523	7	15	-2
18	36	C	9	Alan MORGAN	Suzuki GSXR 1000 - Little Duck Racing	7	9:00.697	1 Lap	6.708	91.98	1:15.641	5	19	1
19	50	RET	3	Lee ELLIS	Honda CBR 1000 RR -	7	9:06.108	1 Lap	5.411	91.07	1:16.895	2	16	-3
NOT CLASSIFIED														
DNF	65	C		Gareth FAITH	BMW S1000RR - Sitramoto	6	8:00.499	2 Laps	1 Lap	88.68	1:18.269	6	17	
DNF	120	RET		Chris DEGG	Honda Fireblade - Niche energy	6	8:20.163	2 Laps	19.664	85.19	1:21.985	4	21	
NOT STARTED														
NS	66	C		Stephen HARVEY	Kawasaki ZX10 - The bike experience								18	
NS	202	C		Kelvin BOSWELL	Kawasaki ZX10R -								24	
NS	226	C		Shaye STEWART	BMW S1000RR - Renume Wellness - Performance impact								25	
NS	10			Ross DUNNING	BMW 1000RR - Surrey Glazing								26	
NS	888	RET		Paul FAGG	Yamaha R1 4C8 - thebikeexperience.org								27	

FASTEST LAP

3		Ryan GIBSON	BMW S1000RR - GIBSON MOTORS	2	1:09.192	102.96 mph	165.71 kph
15	C	Tommy JONES	Honda CBR 1000 RR - Grandad / Armada racing	6	1:11.618	99.48 mph	160.09 kph
850	RET	Clinton WOOD	Suzuki GSXR1000 - CLINTON WOOD	3	1:14.507	95.62 mph	153.89 kph

Class - 92.5% of Race Speed = 93.73 mph
Class C - 92.5% of Race Speed = 90.70 mph
Class RET - 92.5% of Race Speed = 86.67 mph

Red Flag (end of session): 13:35

Weather / Track : Cloudy / Dry
These results are provisional until the conclusion of any judicial and technical matters.

Date: 26/07/2026 Start: 13:25 Finish: 13:34
Donington Park National: 1.9790 miles

Clerk Of Course: Caroline Patterson / Andy Brown	Timekeeper: Richard Evans	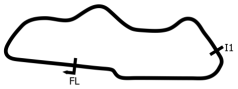

Results can be found at www.tsl-timing.com

Printed - 13:41 Sunday, 26 July 2026







BMCRC - MRO Championships - Rnd 6 @ Donington Park National

Powerbikes inc Clubman 1000 & Retro 1000

RACE 8 - LAP CHART

LAP 1 @ 13:26:49.683

NO	BEHIND	LAP TIME
3		1:12.862
52	0.770	1:13.632
83	2.660	1:15.522
223	2.904	1:15.766
15	3.186	1:16.048
12	3.906	1:16.768
6	3.934	1:16.796
87	4.697	1:17.559
18	5.623	1:18.485
100	6.072	1:18.934
21	6.376	1:19.238
16	8.069	1:20.931
63	8.418	1:21.280
88	8.878	1:21.740
850	8.921	1:21.783
813	9.233	1:22.095
50	9.717	1:22.579
36	10.336	1:23.198
4	10.641	1:23.503
65	12.744	1:25.606
120	15.786	1:28.648

LAP 2 @ 13:27:58.875

NO	BEHIND	LAP TIME
3		1:09.192
52	1.483	1:09.905
6	5.549	1:10.807
223	6.010	1:12.298
15	6.159	1:12.165
83	6.814	1:13.346
12	7.318	1:12.604
87	7.968	1:12.463
18	9.975	1:13.544
100	10.245	1:13.365
21	10.739	1:13.555
88	13.505	1:13.819
16	14.166	1:15.289
850	15.051	1:15.322
63	15.521	1:16.295
813	15.870	1:15.829
4	16.946	1:15.497
50	17.420	1:16.895
36	17.458	1:16.314
65	22.945	1:19.393
120	28.650	1:22.056

LAP 3 @ 13:29:08.247

NO	BEHIND	LAP TIME
3		1:09.372
52	1.987	1:09.876
6	5.713	1:09.536
223	8.688	1:12.050
15	8.868	1:12.081
83	9.262	1:11.820
12	9.708	1:11.762
87	11.356	1:12.760
18	14.227	1:13.624
100	14.523	1:13.650
21	15.735	1:14.368
88	16.785	1:12.652
16	19.621	1:14.827
850	20.186	1:14.507
63	21.264	1:15.115
4	22.249	1:14.675
813	22.639	1:16.141
36	24.791	1:16.705
50	25.270	1:17.222
65	33.373	1:19.800
120	41.508	1:22.230

LAP 4 @ 13:30:17.634

NO	BEHIND	LAP TIME
3		1:09.387
52	2.538	1:09.938
6	6.582	1:10.256
223	11.377	1:12.076
83	11.907	1:12.032
15	11.970	1:12.489
12	12.508	1:12.187
87	14.799	1:12.830
18	18.265	1:13.425
100	18.761	1:13.625
88	19.444	1:12.046
21	20.833	1:14.485
850	25.524	1:14.725
16	25.616	1:15.382
4	26.277	1:13.415
63	26.858	1:14.981
813	28.311	1:15.059
36	31.239	1:15.835
50	32.990	1:17.107
65	42.944	1:18.958
120	54.106	1:21.985

LAP 5 @ 13:31:27.319

NO	BEHIND	LAP TIME
3		1:09.685
52	5.867	1:13.014
6	7.965	1:11.068
223	13.767	1:12.075
15	13.985	1:11.700
83	14.568	1:12.346
12	14.896	1:12.073
87	17.620	1:12.506
18	22.087	1:13.507
88	22.394	1:12.635
100	24.228	1:15.152
21	25.445	1:14.297
4	30.466	1:13.874
850	30.971	1:15.132
16	31.634	1:15.703
63	32.683	1:15.510
813	33.857	1:15.231
36	37.195	1:15.641
50	41.064	1:17.759
65	51.732	1:18.473
120	1:07.445	1:23.024

LAP 6 @ 13:32:37.313

NO	BEHIND	LAP TIME
3		1:09.994
52	5.735	1:09.862
6	10.437	1:12.466
15	15.609	1:11.618
223	16.178	1:12.405
12	16.955	1:12.053
83	17.513	1:12.939
87	20.259	1:12.633
88	25.288	1:12.888
18	25.882	1:13.789
100	28.485	1:14.251
21	29.953	1:14.502
4	34.552	1:14.080
850	35.590	1:14.613
16	36.522	1:14.882
63	37.207	1:14.518
813	38.974	1:15.111
36	44.246	1:17.045
50	48.096	1:17.026
65	1:00.007	1:18.269

LAP 7 @ 13:33:47.675

NO	BEHIND	LAP TIME
3		1:10.362
52	5.928	1:10.555
120	1 Lap	1:22.220
6	11.524	1:11.449
15	17.197	1:11.950
223	18.028	1:12.212
12	18.518	1:11.925
83	19.596	1:12.445
87	22.088	1:12.191
88	26.649	1:11.723
18	28.893	1:13.373
100	31.834	1:13.711
21	34.047	1:14.456
4	38.720	1:14.530
850	39.919	1:14.691
16	40.486	1:14.326
63	41.517	1:14.672
813	43.135	1:14.523
36	49.843	1:15.959
50	55.254	1:17.520

LAP 8 @ 13:34:57.945

NO	BEHIND	LAP TIME
3		1:10.270
52	6.143	1:10.485
6	13.300	1:12.046
15	18.685	1:11.758
223	20.060	1:12.302
12	21.090	1:12.842
83	22.392	1:13.066
87	24.481	1:12.663
88	30.467	1:14.088

Weather / Track : Cloudy / Dry

Donington Park National: 1.9790 miles
Date: 26/07/2026 Start: 13:25 Finish: 13:34

Results can be found at www.tsl-timing.com

Printed - 13:43 Sunday, 26 July 2026

BMCRC - MRO Championships - Rnd 6 @ Donington Park National

Powerbikes inc Clubman 1000 & Retro 1000

RACE 8 - POSITION CHART

No	Name	Lap / Pos	1	2	3	4	5	6	7	8
3	GIBSON	1	3	3	3	3	3	3	3	3
52	RUSHBY	2	52	52	52	52	52	52	52	52
15	JONES	3	83	6	6	6	6	6	6	6
223	KISYK	4	223	223	223	223	223	15	15	15
83	SIGGS	5	15	15	15	83	15	223	223	223
12	PALLETT	6	12	83	83	15	83	12	12	12
87	THOMPSON	7	6	12	12	12	12	83	83	83
18	CERNIAUSKAS	8	87	87	87	87	87	87	87	87
100	HUGHES	9	18	18	18	18	18	88	88	88
63	WREN	10	100	100	100	100	88	18	18	
21	BETTS	11	21	21	21	88	100	100	100	
16	BULL	12	16	88	88	21	21	21	21	
4	MATUZAS	13	63	16	16	850	4	4	4	
850	WOOD	14	88	850	850	16	850	850	850	
813	BRACKEN	15	850	63	63	4	16	16	16	
50	ELLIS	16	813	813	4	63	63	63	63	
65	FAITH	17	50	4	813	813	813	813	813	
66	HARVEY	18	36	50	36	36	36	36	36	
36	MORGAN	19	4	36	50	50	50	50	50	
120	DEGG	20	65	65	65	65	65	65		
6	MALLINDER	21	120	120	120	120	120	120		
88	HALLIDAY	22								
202	BOSWELL	23								
226	STEWART	24								
10	DUNNING	25								
888	FAGG	26								

Weather / Track : Cloudy / Dry

Donington Park National: 1.9790 miles
Date: 26/07/2026 Start: 13:25 Finish: 13:34

Results can be found at www.tsl-timing.com

Printed - 13:44 Sunday, 26 July 2026

BMCRC - MRO Championships - Rnd 6 @ Donington Park National

Powerbikes inc Clubman 1000 & Retro 1000

RACE 8 - SECTOR ANALYSIS

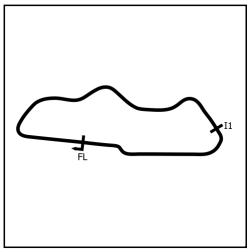

SECTOR 1 = FL to I1, SECTOR 2 = I1 to FL, DIFF = Difference To Personal Best Lap, P = Crossed Finish Line in Pit Lane, D = Time Disallowed

P1 3 Ryan GIBSON — BMW S1000RR - GIBSON MOTORS

IDEAL LAP TIME : 1:09.192 BEST LAP TIME : 1:09.192 DIFFERENCE : 0.000

LAP	SECTOR 1	SECTOR 2	LAP TIME		MPH	DIFF	TIME OF DAY
1 -		24.358	1:12.862		97.78	3.670	13:26:49.683
2 -	***45.012***	***24.180***	***1:09.192***	***(1)***	***102.96***		***13:27:58.875***
3 -	45.024	24.348	1:09.372	**(2)**	102.70	0.180	13:29:08.247
4 -	45.139	24.248	1:09.387	**(3)**	102.67	0.195	13:30:17.634
5 -	45.359	24.326	1:09.685		102.24	0.493	13:31:27.319
6 -	45.333	24.661	1:09.994		101.78	0.802	13:32:37.313
7 -	45.852	24.510	1:10.362		101.25	1.170	13:33:47.675
8 -	45.502	24.768	1:10.270		101.38	1.078	13:34:57.945

P2 52 Jordan RUSHBY — BMW S1000RR - Alliance Steel Services Ltd

IDEAL LAP TIME : 1:09.780 BEST LAP TIME : 1:09.862 DIFFERENCE : 0.082

LAP	SECTOR 1	SECTOR 2	LAP TIME		MPH	DIFF	TIME OF DAY
1 -		24.552	1:13.632		96.75	3.770	13:26:50.453
2 -	45.361	24.544	1:09.905	**(3)**	101.91	0.043	13:28:00.358
3 -	45.369	24.507	1:09.876	**(2)**	101.96	0.014	13:29:10.234
4 -	45.492	***24.446***	1:09.938		101.87	0.076	13:30:20.172
5 -	48.489	24.525	1:13.014		97.57	3.152	13:31:33.186
6 -	***45.334***	24.528	***1:09.862***	***(1)***	***101.98***		***13:32:43.048***
7 -	45.587	24.968	1:10.555		100.97	0.693	13:33:53.603
8 -	45.652	24.833	1:10.485		101.08	0.623	13:35:04.088

P3 6 Brendan MALLINDER — Honda Fireblade - Team MALLY

IDEAL LAP TIME : 1:09.536 BEST LAP TIME : 1:09.536 DIFFERENCE : 0.000

LAP	SECTOR 1	SECTOR 2	LAP TIME		MPH	DIFF	TIME OF DAY
1 -		24.683	1:16.796		92.77	7.260	13:26:53.617
2 -	46.110	24.697	1:10.807	**(3)**	100.62	1.271	13:28:04.424
3 -	***45.052***	***24.484***	***1:09.536***	***(1)***	***102.45***		***13:29:13.960***
4 -	45.511	24.745	1:10.256	**(2)**	101.40	0.720	13:30:24.216
5 -	45.963	25.105	1:11.068		100.25	1.532	13:31:35.284
6 -	47.109	25.357	1:12.466		98.31	2.930	13:32:47.750
7 -	46.511	24.938	1:11.449		99.71	1.913	13:33:59.199
8 -	46.514	25.532	1:12.046		98.89	2.510	13:35:11.245

P4 15 C Tommy JONES — Honda CBR 1000 RR - Grandad / Armada racing

IDEAL LAP TIME : 1:11.335 BEST LAP TIME : 1:11.618 DIFFERENCE : 0.283

LAP	SECTOR 1	SECTOR 2	LAP TIME		MPH	DIFF	TIME OF DAY
1 -		25.118	1:16.048		93.68	4.430	13:26:52.869
2 -	46.715	25.450	1:12.165		98.72	0.547	13:28:05.034
3 -	46.963	25.118	1:12.081		98.84	0.463	13:29:17.115
4 -	46.760	25.729	1:12.489		98.28	0.871	13:30:29.604
5 -	46.642	***25.058***	1:11.700	**(2)**	99.36	0.082	13:31:41.304
6 -	***46.277***	25.341	***1:11.618***	***(1)***	***99.48***		***13:32:52.922***
7 -	46.432	25.518	1:11.950		99.02	0.332	13:34:04.872
8 -	46.357	25.401	1:11.758	**(3)**	99.28	0.140	13:35:16.630

P5 223 C Rafal KISYK — Yamaha R1 -

IDEAL LAP TIME : 1:11.849 BEST LAP TIME : 1:12.050 DIFFERENCE : 0.201

LAP	SECTOR 1	SECTOR 2	LAP TIME		MPH	DIFF	TIME OF DAY
1 -		25.365	1:15.766		94.03	3.716	13:26:52.587
2 -	46.763	25.535	1:12.298		98.54	0.248	13:28:04.885
3 -	46.901	***25.149***	***1:12.050***	***(1)***	***98.88***		***13:29:16.935***
4 -	***46.700***	25.376	1:12.076	**(3)**	98.84	0.026	13:30:29.011
5 -	46.717	25.358	1:12.075	**(2)**	98.85	0.025	13:31:41.086
6 -	47.019	25.386	1:12.405		98.39	0.355	13:32:53.491
7 -	46.763	25.449	1:12.212		98.66	0.162	13:34:05.703
8 -	46.929	25.373	1:12.302		98.54	0.252	13:35:18.005

Weather / Track : Cloudy / Dry

Donington Park National: 1.9790 miles
Date: 26/07/2026 Start: 13:25 Finish: 13:34

BMCRC - MRO Championships - Rnd 6 @ Donington Park National

Powerbikes inc Clubman 1000 & Retro 1000

RACE 8 - SECTOR ANALYSIS

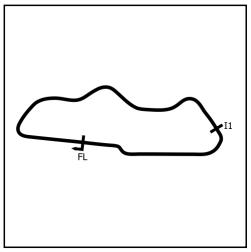

SECTOR 1 = FL to I1, SECTOR 2 = I1 to FL, DIFF = Difference To Personal Best Lap, P = Crossed Finish Line in Pit Lane, D = Time Disallowed

P6 12 Matt PALLETT — Triumph 765RS - LRB ELECTRICAL & BUILDING SOLUTIONS

IDEAL LAP TIME : 1:11.611 BEST LAP TIME : 1:11.762 DIFFERENCE : 0.151

LAP	SECTOR 1	SECTOR 2	LAP TIME		MPH	DIFF	TIME OF DAY
1 -		25.991	1:16.768		92.80	5.006	13:26:53.589
2 -	46.714	25.890	1:12.604		98.13	0.842	13:28:06.193
3 -	46.402	***25.360***	***1:11.762***	**(1)**	***99.28***		***13:29:17.955***
4 -	46.433	25.754	1:12.187		98.69	0.425	13:30:30.142
5 -	46.425	25.648	1:12.073		98.85	0.311	13:31:42.215
6 -	46.356	25.697	1:12.053	**(3)**	98.88	0.291	13:32:54.268
7 -	***46.251***	25.674	1:11.925	**(2)**	99.05	0.163	13:34:06.193
8 -	46.612	26.230	1:12.842		97.80	1.080	13:35:19.035

P7 83 Jason SIGGS — Yamaha R1 - J Siggs Construction

IDEAL LAP TIME : 1:11.678 BEST LAP TIME : 1:11.820 DIFFERENCE : 0.142

LAP	SECTOR 1	SECTOR 2	LAP TIME		MPH	DIFF	TIME OF DAY
1 -		25.362	1:15.522		94.33	3.702	13:26:52.343
2 -	47.737	25.609	1:13.346		97.13	1.526	13:28:05.689
3 -	46.556	***25.264***	***1:11.820***	**(1)**	***99.20***		***13:29:17.509***
4 -	46.556	25.476	1:12.032	**(2)**	98.90	0.212	13:30:29.541
5 -	46.467	25.879	1:12.346	**(3)**	98.48	0.526	13:31:41.887
6 -	47.049	25.890	1:12.939		97.67	1.119	13:32:54.826
7 -	47.119	25.326	1:12.445		98.34	0.625	13:34:07.271
8 -	***46.414***	26.652	1:13.066		97.50	1.246	13:35:20.337

P8 87 Karl THOMPSON — Honda Fireblade RR - #Teamrace/Bishops Lane Garage

IDEAL LAP TIME : 1:11.885 BEST LAP TIME : 1:12.191 DIFFERENCE : 0.306

LAP	SECTOR 1	SECTOR 2	LAP TIME		MPH	DIFF	TIME OF DAY
1 -		25.696	1:17.559		91.86	5.368	13:26:54.380
2 -	46.925	25.538	1:12.463	**(2)**	98.32	0.272	13:28:06.843
3 -	47.159	25.601	1:12.760		97.91	0.569	13:29:19.603
4 -	47.149	25.681	1:12.830		97.82	0.639	13:30:32.433
5 -	47.113	25.393	1:12.506	**(3)**	98.26	0.315	13:31:44.939
6 -	47.115	25.518	1:12.633		98.09	0.442	13:32:57.572
7 -	46.837	***25.354***	***1:12.191***	**(1)**	***98.69***		***13:34:09.763***
8 -	***46.531***	26.132	1:12.663		98.05	0.472	13:35:22.426

P9 88 Scott HALLIDAY — Honda CBR 1000 RR - Performance fitness gym

IDEAL LAP TIME : 1:11.699 BEST LAP TIME : 1:11.723 DIFFERENCE : 0.024

LAP	SECTOR 1	SECTOR 2	LAP TIME		MPH	DIFF	TIME OF DAY
1 -		26.061	1:21.740		87.16	10.017	13:26:58.561
2 -	48.331	25.488	1:13.819		96.51	2.096	13:28:12.380
3 -	47.242	25.410	1:12.652		98.06	0.929	13:29:25.032
4 -	46.798	***25.248***	1:12.046	**(2)**	98.89	0.323	13:30:37.078
5 -	46.852	25.783	1:12.635	**(3)**	98.08	0.912	13:31:49.713
6 -	46.966	25.922	1:12.888		97.74	1.165	13:33:02.601
7 -	***46.451***	25.272	***1:11.723***	**(1)**	***99.33***		***13:34:14.324***
8 -	46.589	27.499	1:14.088		96.16	2.365	13:35:28.412

P10 18 C Sigitas CERNIAUSKAS — Yamaha R1 - SC MOTO

IDEAL LAP TIME : 1:13.368 BEST LAP TIME : 1:13.373 DIFFERENCE : 0.005

LAP	SECTOR 1	SECTOR 2	LAP TIME		MPH	DIFF	TIME OF DAY
1 -		25.788	1:18.485		90.77	5.112	13:26:55.306
2 -	47.709	25.835	1:13.544		96.87	0.171	13:28:08.850
3 -	47.791	25.833	1:13.624		96.77	0.251	13:29:22.474
4 -	***47.655***	25.770	1:13.425	**(2)**	97.03	0.052	13:30:35.899
5 -	47.667	25.840	1:13.507	**(3)**	96.92	0.134	13:31:49.406
6 -	47.858	25.931	1:13.789		96.55	0.416	13:33:03.195
7 -	47.660	***25.713***	***1:13.373***	**(1)**	***97.10***		***13:34:16.568***

BMCRC - MRO Championships - Rnd 6 @ Donington Park National

Powerbikes inc Clubman 1000 & Retro 1000

RACE 8 - SECTOR ANALYSIS

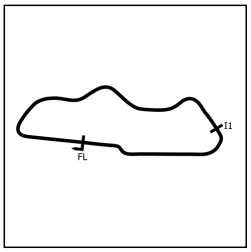

SECTOR 1 = FL to I1, SECTOR 2 = I1 to FL, DIFF = Difference To Personal Best Lap, P = Crossed Finish Line in Pit Lane, D = Time Disallowed

P11 100 C Jack HUGHES

Yamaha R1 - IWS

IDEAL LAP TIME : 1:13.109 BEST LAP TIME : 1:13.365 DIFFERENCE : 0.256

LAP	SECTOR 1	SECTOR 2	LAP TIME	MPH	DIFF	TIME OF DAY
1 -		26.013	1:18.934	90.25	5.569	13:26:55.755
2 -	47.508	***25.857***	***1:13.365*** **(1)**	***97.11***		***13:28:09.120***
3 -	47.738	25.912	1:13.650 **(3)**	96.73	0.285	13:29:22.770
4 -	47.583	26.042	1:13.625 **(2)**	96.76	0.260	13:30:36.395
5 -	47.415	27.737	1:15.152	94.80	1.787	13:31:51.547
6 -	48.030	26.221	1:14.251	95.95	0.886	13:33:05.798
7 -	***47.252***	26.459	1:13.711	96.65	0.346	13:34:19.509

P12 21 C Marc BETTS

Yamaha R1 - Alex James construction / ACRE

IDEAL LAP TIME : 1:13.528 BEST LAP TIME : 1:13.555 DIFFERENCE : 0.027

LAP	SECTOR 1	SECTOR 2	LAP TIME	MPH	DIFF	TIME OF DAY
1 -		26.056	1:19.238	89.91	5.683	13:26:56.059
2 -	***47.526***	26.029	***1:13.555*** **(1)**	***96.86***		***13:28:09.614***
3 -	47.964	26.404	1:14.368 **(3)**	95.80	0.813	13:29:23.982
4 -	48.483	***26.002***	1:14.485	95.65	0.930	13:30:38.467
5 -	48.134	26.163	1:14.297 **(2)**	95.89	0.742	13:31:52.764
6 -	48.126	26.376	1:14.502	95.63	0.947	13:33:07.266
7 -	48.267	26.189	1:14.456	95.68	0.901	13:34:21.722

P13 4 C Remi MATUZAS

Yamaha R1 - SC MOTO

IDEAL LAP TIME : 1:13.415 BEST LAP TIME : 1:13.415 DIFFERENCE : 0.000

LAP	SECTOR 1	SECTOR 2	LAP TIME	MPH	DIFF	TIME OF DAY
1 -		26.720	1:23.503	85.32	10.088	13:27:00.324
2 -	49.283	26.214	1:15.497	94.36	2.082	13:28:15.821
3 -	48.682	25.993	1:14.675	95.40	1.260	13:29:30.496
4 -	***47.733***	***25.682***	***1:13.415*** **(1)**	***97.04***		***13:30:43.911***
5 -	48.189	25.685	1:13.874 **(2)**	96.44	0.459	13:31:57.785
6 -	47.975	26.105	1:14.080 **(3)**	96.17	0.665	13:33:11.865
7 -	48.324	26.206	1:14.530	95.59	1.115	13:34:26.395

P14 850 RET Clinton WOOD

Suzuki GSXR1000 - CLINTON WOOD

IDEAL LAP TIME : 1:14.507 BEST LAP TIME : 1:14.507 DIFFERENCE : 0.000

LAP	SECTOR 1	SECTOR 2	LAP TIME	MPH	DIFF	TIME OF DAY
1 -		26.881	1:21.783	87.11	7.276	13:26:58.604
2 -	48.961	26.361	1:15.322	94.58	0.815	13:28:13.926
3 -	***48.297***	***26.210***	***1:14.507*** **(1)**	***95.62***		***13:29:28.433***
4 -	48.494	26.231	1:14.725	95.34	0.218	13:30:43.158
5 -	48.578	26.554	1:15.132	94.82	0.625	13:31:58.290
6 -	48.349	26.264	1:14.613 **(2)**	95.48	0.106	13:33:12.903
7 -	48.449	26.242	1:14.691 **(3)**	95.38	0.184	13:34:27.594

P15 16 C Ryan BULL

Honda CBR 1000 RR - CSS Scaffolding LTD

IDEAL LAP TIME : 1:14.326 BEST LAP TIME : 1:14.326 DIFFERENCE : 0.000

LAP	SECTOR 1	SECTOR 2	LAP TIME	MPH	DIFF	TIME OF DAY
1 -		26.687	1:20.931	88.03	6.605	13:26:57.752
2 -	48.900	26.389	1:15.289	94.63	0.963	13:28:13.041
3 -	48.689	26.138	1:14.827 **(2)**	95.21	0.501	13:29:27.868
4 -	48.726	26.656	1:15.382	94.51	1.056	13:30:43.250
5 -	49.496	26.207	1:15.703	94.11	1.377	13:31:58.953
6 -	48.601	26.281	1:14.882 **(3)**	95.14	0.556	13:33:13.835
7 -	***48.338***	***25.988***	***1:14.326*** **(1)**	***95.85***		***13:34:28.161***

BMCRC - MRO Championships - Rnd 6 @ Donington Park National

Powerbikes inc Clubman 1000 & Retro 1000

RACE 8 - SECTOR ANALYSIS

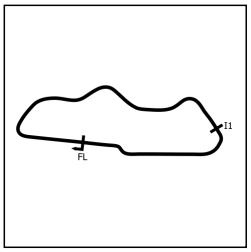

SECTOR 1 = FL to I1, SECTOR 2 = I1 to FL, DIFF = Difference To Personal Best Lap, P = Crossed Finish Line in Pit Lane, D = Time Disallowed

P16 63 RET Matthew WREN

Suzuki GSXR - TBR performance

IDEAL LAP TIME : 1:14.445 BEST LAP TIME : 1:14.518 DIFFERENCE : 0.073

LAP	SECTOR 1	SECTOR 2	LAP TIME	MPH	DIFF	TIME OF DAY
1 -		26.649	1:21.280	87.65	6.762	13:26:58.101
2 -	49.519	26.776	1:16.295	93.38	1.777	13:28:14.396
3 -	48.962	***26.153***	1:15.115	94.84	0.597	13:29:29.511
4 -	48.398	26.583	1:14.981 **(3)**	95.01	0.463	13:30:44.492
5 -	48.760	26.750	1:15.510	94.35	0.992	13:32:00.002
6 -	***48.292***	26.226	***1:14.518*** **(1)**	***95.60***		***13:33:14.520***
7 -	48.492	26.180	1:14.672 **(2)**	95.41	0.154	13:34:29.192

P17 813 C Angus BRACKEN

Kawasaki ZX10RR -

IDEAL LAP TIME : 1:14.523 BEST LAP TIME : 1:14.523 DIFFERENCE : 0.000

LAP	SECTOR 1	SECTOR 2	LAP TIME	MPH	DIFF	TIME OF DAY
1 -		26.760	1:22.095	86.78	7.572	13:26:58.916
2 -	49.336	26.493	1:15.829	93.95	1.306	13:28:14.745
3 -	49.517	26.624	1:16.141	93.57	1.618	13:29:30.886
4 -	48.833	26.226	1:15.059 **(2)**	94.92	0.536	13:30:45.945
5 -	49.026	26.205	1:15.231	94.70	0.708	13:32:01.176
6 -	48.956	26.155	1:15.111 **(3)**	94.85	0.588	13:33:16.287
7 -	***48.576***	***25.947***	***1:14.523*** **(1)**	***95.60***		***13:34:30.810***

P18 36 C Alan MORGAN

Suzuki GSXR 1000 - Little Duck Racing

IDEAL LAP TIME : 1:15.524 BEST LAP TIME : 1:15.641 DIFFERENCE : 0.117

LAP	SECTOR 1	SECTOR 2	LAP TIME	MPH	DIFF	TIME OF DAY
1 -		26.751	1:23.198	85.63	7.557	13:27:00.019
2 -	49.314	27.000	1:16.314	93.35	0.673	13:28:16.333
3 -	***49.109***	27.596	1:16.705	92.88	1.064	13:29:33.038
4 -	49.360	26.475	1:15.835 **(2)**	93.94	0.194	13:30:48.873
5 -	49.226	***26.415***	***1:15.641*** **(1)**	***94.19***		***13:32:04.514***
6 -	50.464	26.581	1:17.045	92.47	1.404	13:33:21.559
7 -	49.474	26.485	1:15.959 **(3)**	93.79	0.318	13:34:37.518

P19 50 RET Lee ELLIS

Honda CBR 1000 RR -

IDEAL LAP TIME : 1:16.456 BEST LAP TIME : 1:16.895 DIFFERENCE : 0.439

LAP	SECTOR 1	SECTOR 2	LAP TIME	MPH	DIFF	TIME OF DAY
1 -		***26.912***	1:22.579	86.27	5.684	13:26:59.400
2 -	***49.544***	27.351	***1:16.895*** **(1)**	***92.65***		***13:28:16.295***
3 -	49.874	27.348	1:17.222	92.26	0.327	13:29:33.517
4 -	49.930	27.177	1:17.107 **(3)**	92.39	0.212	13:30:50.624
5 -	50.175	27.584	1:17.759	91.62	0.864	13:32:08.383
6 -	49.812	27.214	1:17.026 **(2)**	92.49	0.131	13:33:25.409
7 -	50.298	27.222	1:17.520	91.90	0.625	13:34:42.929

P20 65 C Gareth FAITH

BMW S1000RR - Sitramoto

IDEAL LAP TIME : 1:18.269 BEST LAP TIME : 1:18.269 DIFFERENCE : 0.000

LAP	SECTOR 1	SECTOR 2	LAP TIME	MPH	DIFF	TIME OF DAY
1 -		27.427	1:25.606	83.22	7.337	13:27:02.427
2 -	51.698	27.695	1:19.393	89.73	1.124	13:28:21.820
3 -	51.841	27.959	1:19.800	89.28	1.531	13:29:41.620
4 -	51.183	27.775	1:18.958 **(3)**	90.23	0.689	13:31:00.578
5 -	51.006	27.467	1:18.473 **(2)**	90.79	0.204	13:32:19.051
6 -	***50.972***	***27.297***	***1:18.269*** **(1)**	***91.02***		***13:33:37.320***
7 -	52.391					

BMCRC - MRO Championships - Rnd 6 @ Donington Park National

Powerbikes inc Clubman 1000 & Retro 1000

RACE 8 - SECTOR ANALYSIS

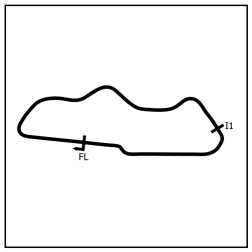

SECTOR 1 = FL to I1, SECTOR 2 = I1 to FL, DIFF = Difference To Personal Best Lap, P = Crossed Finish Line in Pit Lane, D = Time Disallowed

P21 **120** **RET** **Chris DEGG** Honda Fireblade - Niche energy

IDEAL LAP TIME : 1:21.662 BEST LAP TIME : 1:21.985 DIFFERENCE : 0.323

LAP	SECTOR 1	SECTOR 2	LAP TIME	MPH	DIFF	TIME OF DAY
1 -		28.700	1:28.648	80.36	6.663	13:27:05.469
2 -	53.585	***28.471***	1:22.056 **(2)**	86.82	0.071	13:28:27.525
3 -	53.643	28.587	1:22.230	86.64	0.245	13:29:49.755
4 -	53.452	28.533	***1:21.985*** **(1)**	***86.90***		***13:31:11.740***
5 -	54.276	28.748	1:23.024	85.81	1.039	13:32:34.764
6 -	53.280	28.940	1:22.220 **(3)**	86.65	0.235	13:33:56.984
7 -	***53.191***					

BMCRC - MRO Championships - Rnd 6 @ Donington Park National

Powerbikes inc Clubman 1000 & Retro 1000

RACE 8 - BEST SECTORS

	SECTOR 1		SECTOR 2	
POS	NO	TIME	NO	TIME
1	**3**	**45.012**	**3**	**24.180**
2	**6**	**45.052**	**52**	**24.446**
3	**52**	**45.334**	**6**	**24.484**
4	**12**	**46.251**	**15**	**25.058**
5	**15**	**46.277**	**223**	**25.149**
6	**83**	**46.414**	**88**	**25.248**
7	**88**	**46.451**	**83**	**25.264**
8	**87**	**46.531**	**87**	**25.354**
9	**223**	**46.700**	**12**	**25.360**
10	**100**	**47.252**	**4**	**25.682**
11	**21**	**47.526**	**18**	**25.713**
12	**18**	**47.655**	**100**	**25.857**
13	**4**	**47.733**	**813**	**25.947**
14	**63**	**48.292**	**16**	**25.988**
15	**850**	**48.297**	**21**	**26.002**
16	**16**	**48.338**	**63**	**26.153**
17	**813**	**48.576**	**850**	**26.210**
18	**36**	**49.109**	**36**	**26.415**
19	**50**	**49.544**	**50**	**26.912**
20	**65**	**50.972**	**65**	**27.297**
21	**120**	**53.191**	**120**	**28.471**

IDEAL / BEST COMPARISON

PERFECT LAP 1:09.192

POS	NO	NAME	IDEAL	BEST	DIFF
1	**3**	GIBSON	1:09.192	1:09.192	**0.000**
2	**6**	MALLINDER	1:09.536	1:09.536	**0.000**
3	**52**	RUSHBY	1:09.780	1:09.862	**0.082**
4	**15**	JONES	1:11.335	1:11.618	**0.283**
5	**12**	PALLETT	1:11.611	1:11.762	**0.151**
6	**83**	SIGGS	1:11.678	1:11.820	**0.142**
7	**88**	HALLIDAY	1:11.699	1:11.723	**0.024**
8	**223**	KISYK	1:11.849	1:12.050	**0.201**
9	**87**	THOMPSON	1:11.885	1:12.191	**0.306**
10	**100**	HUGHES	1:13.109	1:13.365	**0.256**
11	**18**	CERNIAUSKAS	1:13.368	1:13.373	**0.005**
12	**4**	MATUZAS	1:13.415	1:13.415	**0.000**
13	**21**	BETTS	1:13.528	1:13.555	**0.027**
14	**16**	BULL	1:14.326	1:14.326	**0.000**
15	**63**	WREN	1:14.445	1:14.518	**0.073**
16	**850**	WOOD	1:14.507	1:14.507	**0.000**
17	**813**	BRACKEN	1:14.523	1:14.523	**0.000**
18	**36**	MORGAN	1:15.524	1:15.641	**0.117**
19	**50**	ELLIS	1:16.456	1:16.895	**0.439**
20	**65**	FAITH	1:18.269	1:18.269	**0.000**
21	**120**	DEGG	1:21.662	1:21.985	**0.323**

Weather / Track : Cloudy / Dry

Donington Park National: 1.9790 miles
Date: 26/07/2026 Start: 13:25 Finish: 13:34

Results can be found at www.tsl-timing.com

Printed - 13:43 Sunday, 26 July 2026

BMCRC - MRO Championships - Rnd 6 @ Donington Park National

Powerbikes inc Clubman 1000 & Retro 1000

RACE 8 - STATISTICS

Competitors Started	21
Planned Start	2026-07-26 @ 12:25:00.000
Actual Start	2026-07-26 @ 13:25:36.820
Finish Time	2026-07-26 @ 13:34:16.567
Track Length	1.9790mi.
Total Laps	154
Total Distance Covered	304.7763mi.

Session Fastest Lap History

NO	CL	NAME	LAP TIME	TIME OF DAY	LAP	VEHICLE
3		**Ryan GIBSON**	**1:09.192**	13:27:58.875	2	BMW S1000RR

Session Leader History

NO	CL	NAME	FROM LAP	LAPS LED	DISTANCE	VEHICLE
3		**Ryan GIBSON**	1	8	15.79 miles	BMW S1000RR

Flag History

TYPE	TIME OF DAY
GREEN	13:25:36.820
FINISH	13:34:16.567

Flag Statistics

TYPE	COUNT	TOTAL LAPS	TOTAL TIME
Green	1	8	11:20.231
Red	0	0	0.000
Safety Car	0	0	0.000
FCY	0	0	0.000

BMCRC - MRO Championships - Rnd 6 @ Donington Park National

Powerbikes inc Clubman 1000 & Retro 1000

RACE 8 - STATISTICS

CLASS : 7 Starters

Fastest Lap History

NO	NAME	LAP TIME	TIME OF DAY	LAP	VEHICLE
3	**Ryan GIBSON**	**1:09.192**	13:27:58.875	2	BMW S1000RR

Leader History

NO	NAME	FROM LAP	LAPS LED	DISTANCE	VEHICLE
3	**Ryan GIBSON**	1	8	15.79 miles	BMW S1000RR

BMCRC - MRO Championships - Rnd 6 @ Donington Park National

Powerbikes inc Clubman 1000 & Retro 1000

RACE 8 - STATISTICS

CLASS : C

10 Starters

Fastest Lap History

NO	NAME	LAP TIME	TIME OF DAY	LAP	VEHICLE
223	**Rafal KISYK**	**1:12.298**	13:28:04.885	2	Yamaha R1
15	**Tommy JONES**	**1:12.165**	13:28:05.034	2	Honda CBR 1000 RR
223	**Rafal KISYK**	**1:12.050**	13:29:16.935	3	Yamaha R1
15	**Tommy JONES**	**1:11.700**	13:31:41.304	5	Honda CBR 1000 RR
15	**Tommy JONES**	**1:11.618**	13:32:52.922	6	Honda CBR 1000 RR

Leader History

NO	NAME	FROM LAP	LAPS LED	DISTANCE	VEHICLE
223	**Rafal KISYK**	1	5	9.85 miles	Yamaha R1
15	**Tommy JONES**	6	3	5.93 miles	Honda CBR 1000 RR

BMCRC - MRO Championships - Rnd 6 @ Donington Park National

Powerbikes inc Clubman 1000 & Retro 1000

RACE 8 - STATISTICS

CLASS : RET

4 Starters

Fastest Lap History

NO	NAME	LAP TIME	TIME OF DAY	LAP	VEHICLE
850	**Clinton WOOD**	**1:15.322**	13:28:13.926	2	Suzuki GSXR1000
850	**Clinton WOOD**	**1:14.507**	13:29:28.433	3	Suzuki GSXR1000

Leader History

NO	NAME	FROM LAP	LAPS LED	DISTANCE	VEHICLE
63	**Matthew WREN**	1	1	1.94 miles	Suzuki GSXR
850	**Clinton WOOD**	2	6	11.87 miles	Suzuki GSXR1000





L&W CONTRACTORS BMCRC ROOKIE 600 | 2-T ENGINEERING BMCRC OPEN 500



BMCRC-MRO Championships – Round 6

Donington Park National

25th / 26th July 2026

TSL SPORTS TIMING
TIMING SOLUTIONS LTD

Timing & Results Provided by Timing Solutions Ltd

www.tsl-timing.com

Donington Park National Circuit

Castle Donington, Derby, UK

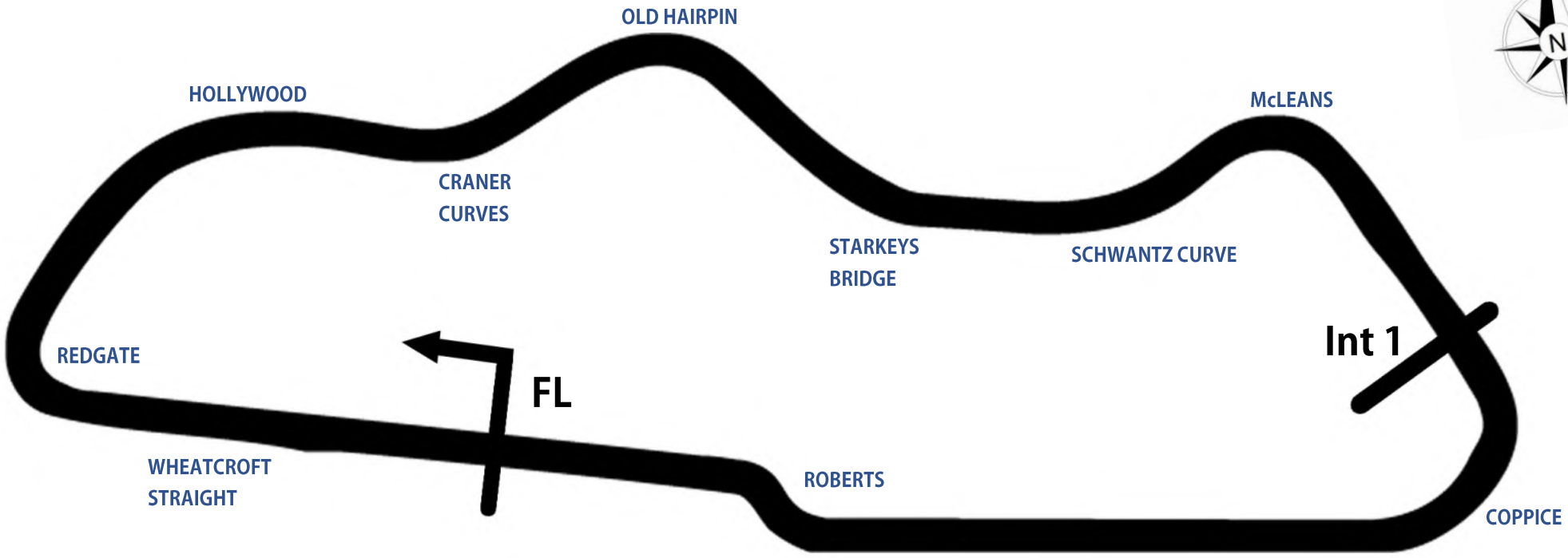

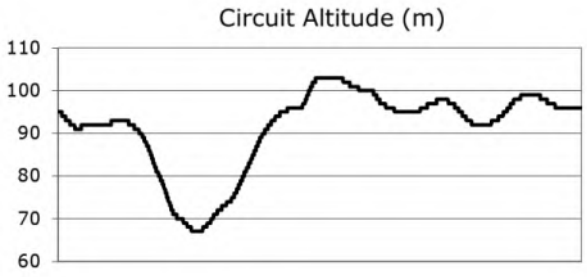

Length	1.9790 miles | 3.185 km | 3185m		
FL	Start @ 60m	52.82971 N	1.37867 W
Int 1	2096m	52.82978 N	1.36508 W
Pit Entry	3158m	52.82951 N	1.37832 W
Pit Exit	229m after FL	52.82996 N	1.38205 W
Pit Entry - Pit Exit	256m, 18.4s @ 50kph, 15.3s @ 60kph		

Results & Live Timing available at – www.tsl-timing.com

Updated - 24/01/2024 10:46

BMCRC - MRO Championships - Rnd 6 @ Donington Park National

Open 500 & Rookie 600

QUALIFYING - CLASSIFICATION

POS	NO	CL	PIC	NAME	ENTRY	TIME	ON	LAPS	GAP	DIFF	MPH
1	**65**	R600	1	**Albert HALL**	Yamaha YZF-R6 -	**1:14.980**	5	6			95.02
2	**17***	R600	2	**Andrew MORRIS**	Honda CBR 600 RR - House to Home	**1:15.325**	3	6	**0.345**	0.345	94.58
3	**289**	R600	3	**Sam CHURCHER**	Yamaha R6 - SC FLOORING	**1:15.558**	3	6	**0.578**	0.233	94.29
4	**55**	R600	4	**Timothy ROCHE**	Yamaha R6 -	**1:16.165**	5	6	**1.185**	0.607	93.54
5	**611**	R600	5	**Lewis COOPER**	Yamaha R6 -	**1:16.224**	5	6	**1.244**	0.059	93.46
6	**25**	2	1	**Haydon SMITH**	Yamaha TZ 250 3YL - HI-Precision Engineering Ltd	**1:16.490**	3	6	**1.510**	0.266	93.14
7	**14**	2	2	**Bruce DUNN**	Yamaha TZ250 - VHM UK	**1:17.350**	4	6	**2.370**	0.860	92.10
8	**79**	4	1	**Sean CRONE**	Kawasaki ZX4RR - SC RACING	**1:17.878**	6	6	**2.898**	0.528	91.48
9	**162**	R600	6	**David HEATON**	Triumph Daytona 675R -	**1:18.188**	3	6	**3.208**	0.310	91.12
10	**808**	R600	7	**Steven BICKERTON**	Yamaha R6 -	**1:18.457**	6	6	**3.477**	0.269	90.80
11	**115**	4	2	**Jake DONKERSLEY**	Kawasaki ZX4RR -	**1:19.125**	4	6	**4.145**	0.668	90.04
12	**62**	R600	8	**James HARGREAVES**	Honda CBR 600 RR -	**1:19.389**	5	6	**4.409**	0.264	89.74
13	**10**	R600	9	**Zack HALFORD**	Triumph Daytona -	**1:21.785**	4	6	**6.805**	2.396	87.11
14	**26**	2	3	**Damian LEE**	Yamaha TZR250 - Leed Autos	**1:21.892**	5	6	**6.912**	0.107	87.00
15	**5**	2	4	**Peter FELL**	Honda NX5 -	**1:22.399**	5	5	**7.419**	0.507	86.46
16	**41**	4	3	**Euan BAINBOROUGH**	Kawasaki NINJA 400 -	**1:22.797**	5	6	**7.817**	0.398	86.04
17	**56**	R600	10	**Michael GOFF**	Yamaha R6 13S - MG Commercials	**1:23.065**	5	6	**8.085**	0.268	85.77
18	**15**	2	5	**Nick SMITH**	Kawasaki KR-1S - Hi-Precision Engineering Ltd	**1:23.632**	3	6	**8.652**	0.567	85.19
19	**756**	2	6	**Geoff MOOK**	Maxton Yamaha TZ 350 -	**1:23.841**	5	5	**8.861**	0.209	84.97
20	**911**	2	7	**Adam SHERIFF**	- KBS motorsport	**1:23.950**	3	6	**8.970**	0.109	84.86
21	**88**	2	8	**George PRINOS**	Yamaha TZ250 - KAPPA PLANNING LTD	**1:24.485**	5	5	**9.505**	0.535	84.33
22	**157**	R600	11	**Shaun McSHANE**	Yamaha R6 -	**1:24.644**	2	5	**9.664**	0.159	84.17
23	**64**	2	9	**Iain DAVIS**	Yamaha TZR250SPR -	**1:24.694**	4	5	**9.714**	0.050	84.12
24	**112**	4	4	**Sam CAUVIN**	Honda CB500 - BC excavations	**1:24.733**	5	5	**9.753**	0.039	84.08
25	**67**	4	5	**Simon HARVEY**	Kawasaki ZX4RR - HCL Car Sales - Dymag	**1:25.061**	4	5	**10.081**	0.328	83.75
26	**42**	R600	12	**James HEMPHILL**	Yamaha R6 -	**1:26.057**	2	5	**11.077**	0.996	82.78
27	**191**	2	10	**Craig KELLY**	Yamaha TZ250 -	**1:26.082**	2	4	**11.102**	0.025	82.76
28	**99**	2	11	**Calvin HOGAN**	Yamaha TZR 250 - F.G Racing by Taymar M/c's	**1:26.233**	4	5	**11.253**	0.151	82.62
29	**802**	R600	13	**Lee BOSWELL**	Triumph Daytona 675 -	**1:26.803**	4	5	**11.823**	0.570	82.07
30	**82**	4	6	**Jack WOLFF**	Honda CB500 -	**1:27.253**	4	5	**12.273**	0.450	81.65
31	**577**	4	7	**Richard BUCKHAM**	Kawasaki 400 ZXRR -	**1:27.804**	4	5	**12.824**	0.551	81.14
32	**390**	4	8	**Robert EILBECK**	KTM RC 390 -	**1:28.280**	5	5	**13.300**	0.476	80.70
33	**3**	4	9	**Becky McKENZIE**	Honda RVF 400 -	**1:32.141**	3	5	**17.161**	3.861	77.32
34	**207**	R600	14	**Simon GRUBER**	Yamaha R6 - Mono Motorcycles			1			

#17 - No working transponder, please fix for racing.

Weather / Track : Bright / Dry

These results are provisional until the conclusion of any judicial and technical matters.

Date: 25/07/2026 Start: 11:25 Finish: 11:38

Donington Park National: 1.9790 miles

Clerk Of Course: Caroline Patterson / Andy Brown	Timekeeper: Richard Evans	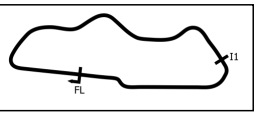

Results can be found at www.tsl-timing.com

Printed - 11:38 Saturday, 25 July 2026

BMCRC - MRO Championships - Rnd 6 @ Donington Park National

Open 500 & Rookie 600

QUALIFYING - SECTOR ANALYSIS

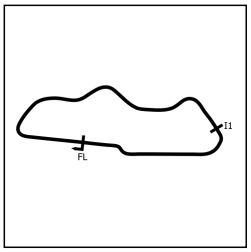

SECTOR 1 = FL to I1, SECTOR 2 = I1 to FL, DIFF = Difference To Personal Best Lap, P = Crossed Finish Line in Pit Lane, D = Time Disallowed

P1 65 R600 Albert HALL

Yamaha YZF-R6 -

IDEAL LAP TIME : 1:14.681 BEST LAP TIME : 1:14.980 DIFFERENCE : 0.299

LAP	SECTOR 1	SECTOR 2	LAP TIME	MPH	DIFF	TIME OF DAY
1 -	54.267	27.963	1:22.230	86.64	7.250	11:27:28.600
2 -	48.957	***26.092***	1:15.049 **(2)**	94.93	0.069	11:28:43.649
3 -	49.733	26.451	1:16.184	93.51	1.204	11:29:59.833
4 -	48.928	26.257	1:15.185 **(3)**	94.76	0.205	11:31:15.018
5 -	***48.589***	26.391	***1:14.980*** **(1)**	***95.02***		***11:32:29.998***
6 -	49.344	26.434	1:15.778	94.01	0.798	11:33:45.776
7 -	49.254					

P2 17 R600 Andrew MORRIS

Honda CBR 600 RR - House to Home

IDEAL LAP TIME : BEST LAP TIME : 1:15.325 DIFFERENCE :

LAP	SECTOR 1	SECTOR 2	LAP TIME	MPH	DIFF	TIME OF DAY
1 -			1:19.375	89.75	4.050	11:27:14.245
2 -			1:16.511	93.11	1.186	11:28:30.756
3 -			***1:15.325*** **(1)**	***94.58***		***11:29:46.081***
4 -			1:15.337 **(2)**	94.57	0.012	11:31:01.418
5 -			1:15.935 **(3)**	93.82	0.610	11:32:17.353
6 -			1:17.004	92.52	1.679	11:33:34.357

P3 289 R600 Sam CHURCHER

Yamaha R6 - SC FLOORING

IDEAL LAP TIME : 1:15.511 BEST LAP TIME : 1:15.558 DIFFERENCE : 0.047

LAP	SECTOR 1	SECTOR 2	LAP TIME	MPH	DIFF	TIME OF DAY
1 -	53.628	27.969	1:21.597	87.31	6.039	11:27:23.545
2 -	49.915	28.026	1:17.941	91.41	2.383	11:28:41.486
3 -	***48.862***	26.696	***1:15.558*** **(1)**	***94.29***		***11:29:57.044***
4 -	50.414	26.899	1:17.313	92.15	1.755	11:31:14.357
5 -	49.140	27.191	1:16.331 **(2)**	93.33	0.773	11:32:30.688
6 -	49.737	***26.649***	1:16.386 **(3)**	93.27	0.828	11:33:47.074
7 -	49.438					

P4 55 R600 Timothy ROCHE

Yamaha R6 -

IDEAL LAP TIME : 1:16.038 BEST LAP TIME : 1:16.165 DIFFERENCE : 0.127

LAP	SECTOR 1	SECTOR 2	LAP TIME	MPH	DIFF	TIME OF DAY
1 -	53.646	28.241	1:21.887	87.00	5.722	11:27:23.311
2 -	49.595	27.231	1:16.826 **(3)**	92.73	0.661	11:28:40.137
3 -	49.024	27.516	1:16.540 **(2)**	93.08	0.375	11:29:56.677
4 -	50.356	***27.140***	1:17.496	91.93	1.331	11:31:14.173
5 -	***48.898***	27.267	***1:16.165*** **(1)**	***93.54***		***11:32:30.338***
6 -	53.422	27.299	1:20.721	88.26	4.556	11:33:51.059
7 -	49.979					

P5 611 R600 Lewis COOPER

Yamaha R6 -

IDEAL LAP TIME : 1:16.098 BEST LAP TIME : 1:16.224 DIFFERENCE : 0.126

LAP	SECTOR 1	SECTOR 2	LAP TIME	MPH	DIFF	TIME OF DAY
1 -	55.664	28.087	1:23.751	85.06	7.527	11:27:25.810
2 -	50.583	26.910	1:17.493	91.93	1.269	11:28:43.303
3 -	50.905	***26.892***	1:17.797	91.57	1.573	11:30:01.100
4 -	50.311	26.953	1:17.264 **(3)**	92.21	1.040	11:31:18.364
5 -	***49.206***	27.018	***1:16.224*** **(1)**	***93.46***		***11:32:34.588***
6 -	49.674	26.965	1:16.639 **(2)**	92.96	0.415	11:33:51.227
7 -	49.558					

Weather / Track : Bright / Dry

Donington Park National: 1.9790 miles
Date: 25/07/2026 Start: 11:25 Finish: 11:38

BMCRC - MRO Championships - Rnd 6 @ Donington Park National

Open 500 & Rookie 600

QUALIFYING - SECTOR ANALYSIS

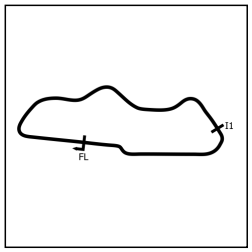

SECTOR 1 = FL to I1, SECTOR 2 = I1 to FL, DIFF = Difference To Personal Best Lap, P = Crossed Finish Line in Pit Lane, D = Time Disallowed

P6 25 2 Haydon SMITH — Yamaha TZ 250 3YL - HI-Precision Engineering Ltd

IDEAL LAP TIME : 1:16.421 BEST LAP TIME : 1:16.490 DIFFERENCE : 0.069

LAP	SECTOR 1	SECTOR 2	LAP TIME	MPH	DIFF	TIME OF DAY
1 -	51.455	28.296	1:19.751	89.33	3.261	11:27:17.317
2 -	49.565	27.565	1:17.130	92.37	0.640	11:28:34.447
3 -	49.212	***27.278***	***1:16.490*** **(1)**	***93.14***		***11:29:50.937***
4 -	49.302	27.820	1:17.122 **(3)**	92.38	0.632	11:31:08.059
5 -	49.929	27.318	1:17.247	92.23	0.757	11:32:25.306
6 -	***49.143***	27.452	1:16.595 **(2)**	93.01	0.105	11:33:41.901

P7 14 2 Bruce DUNN — Yamaha TZ250 - VHM UK

IDEAL LAP TIME : 1:17.073 BEST LAP TIME : 1:17.350 DIFFERENCE : 0.277

LAP	SECTOR 1	SECTOR 2	LAP TIME	MPH	DIFF	TIME OF DAY
1 -	54.434	28.900	1:23.334	85.49	5.984	11:27:23.524
2 -	51.403	27.594	1:18.997	90.18	1.647	11:28:42.521
3 -	50.459	27.451	1:17.910	91.44	0.560	11:30:00.431
4 -	49.892	27.458	***1:17.350*** **(1)**	***92.10***		***11:31:17.781***
5 -	49.928	27.734	1:17.662 **(3)**	91.73	0.312	11:32:35.443
6 -	50.161	***27.264***	1:17.425 **(2)**	92.01	0.075	11:33:52.868
7 -	***49.809***					

P8 79 4 Sean CRONE — Kawasaki ZX4RR - SC RACING

IDEAL LAP TIME : 1:17.774 BEST LAP TIME : 1:17.878 DIFFERENCE : 0.104

LAP	SECTOR 1	SECTOR 2	LAP TIME	MPH	DIFF	TIME OF DAY
1 -	52.825	28.514	1:21.339	87.59	3.461	11:27:17.216
2 -	50.647	27.800	1:18.447	90.82	0.569	11:28:35.663
3 -	50.388	27.855	1:18.243	91.05	0.365	11:29:53.906
4 -	50.235	27.683	1:17.918 **(2)**	91.43	0.040	11:31:11.824
5 -	***50.202***	27.789	1:17.991 **(3)**	91.35	0.113	11:32:29.815
6 -	50.306	***27.572***	***1:17.878*** **(1)**	***91.48***		***11:33:47.693***
7 -	51.389					

P9 162 R600 David HEATON — Triumph Daytona 675R -

IDEAL LAP TIME : 1:17.811 BEST LAP TIME : 1:18.188 DIFFERENCE : 0.377

LAP	SECTOR 1	SECTOR 2	LAP TIME	MPH	DIFF	TIME OF DAY
1 -	53.265	28.537	1:21.802	87.09	3.614	11:27:19.732
2 -	50.461	27.911	1:18.372 **(2)**	90.90	0.184	11:28:38.104
3 -	50.607	***27.581***	***1:18.188*** **(1)**	***91.12***		***11:29:56.292***
4 -	50.514	27.921	1:18.435	90.83	0.247	11:31:14.727
5 -	50.726	27.656	1:18.382 **(3)**	90.89	0.194	11:32:33.109
6 -	50.948	27.787	1:18.735	90.48	0.547	11:33:51.844
7 -	***50.230***					

P10 808 R600 Steven BICKERTON — Yamaha R6 -

IDEAL LAP TIME : 1:18.364 BEST LAP TIME : 1:18.457 DIFFERENCE : 0.093

LAP	SECTOR 1	SECTOR 2	LAP TIME	MPH	DIFF	TIME OF DAY
1 -	55.673	29.157	1:24.830	83.98	6.373	11:27:29.754
2 -	51.733	27.712	1:19.445	89.68	0.988	11:28:49.199
3 -	51.123	***27.503***	1:18.626 **(2)**	90.61	0.169	11:30:07.825
4 -	51.527	27.799	1:19.326	89.81	0.869	11:31:27.151
5 -	50.870	27.792	1:18.662 **(3)**	90.57	0.205	11:32:45.813
6 -	***50.861***	27.596	***1:18.457*** **(1)**	***90.80***		***11:34:04.270***
7 -	56.077					

BMCRC - MRO Championships - Rnd 6 @ Donington Park National

Open 500 & Rookie 600

QUALIFYING - SECTOR ANALYSIS

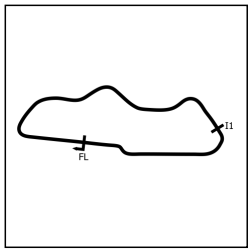

SECTOR 1 = FL to I1, SECTOR 2 = I1 to FL, DIFF = Difference To Personal Best Lap, P = Crossed Finish Line in Pit Lane, D = Time Disallowed

P11 115 4 Jake DONKERSLEY Kawasaki ZX4RR -

IDEAL LAP TIME : 1:19.010 BEST LAP TIME : 1:19.125 DIFFERENCE : 0.115

LAP	SECTOR 1	SECTOR 2	LAP TIME		MPH	DIFF	TIME OF DAY
1 -	54.637	29.012	1:23.649		85.17	4.524	11:27:20.848
2 -	51.123	28.790	1:19.913		89.15	0.788	11:28:40.761
3 -	51.038	28.377	1:19.415	(2)	89.71	0.290	11:30:00.176
4 -	50.881	***28.244***	***1:19.125***	(1)	***90.04***		***11:31:19.301***
5 -	***50.766***	28.837	1:19.603	(3)	89.50	0.478	11:32:38.904
6 -	51.174	28.618	1:19.792		89.29	0.667	11:33:58.696
7 -	51.873						

P12 62 R600 James HARGREAVES Honda CBR 600 RR -

IDEAL LAP TIME : 1:19.084 BEST LAP TIME : 1:19.389 DIFFERENCE : 0.305

LAP	SECTOR 1	SECTOR 2	LAP TIME		MPH	DIFF	TIME OF DAY
1 -	57.797	29.853	1:27.650		81.28	8.261	11:27:28.780
2 -	52.271	28.930	1:21.201		87.74	1.812	11:28:49.981
3 -	52.441	28.340	1:20.781		88.19	1.392	11:30:10.762
4 -	51.886	28.703	1:20.589	(3)	88.40	1.200	11:31:31.351
5 -	***51.161***	28.228	***1:19.389***	(1)	***89.74***		***11:32:50.740***
6 -	51.794	***27.923***	1:19.717	(2)	89.37	0.328	11:34:10.457
7 -	56.225						

P13 10 R600 Zack HALFORD Triumph Daytona -

IDEAL LAP TIME : 1:21.785 BEST LAP TIME : 1:21.785 DIFFERENCE : 0.000

LAP	SECTOR 1	SECTOR 2	LAP TIME		MPH	DIFF	TIME OF DAY
1 -	1:01.479	30.112	1:31.591		77.78	9.806	11:27:39.318
2 -	55.029	29.734	1:24.763		84.05	2.978	11:29:04.081
3 -	53.798	28.776	1:22.574	(2)	86.28	0.789	11:30:26.655
4 -	***53.321***	***28.464***	***1:21.785***	(1)	***87.11***		***11:31:48.440***
5 -	53.680	29.000	1:22.680	(3)	86.17	0.895	11:33:11.120
6 -	54.246	28.818	1:23.064		85.77	1.279	11:34:34.184
7 -	1:05.419						

P14 26 2 Damian LEE Yamaha TZR250 - Leed Autos

IDEAL LAP TIME : 1:21.561 BEST LAP TIME : 1:21.892 DIFFERENCE : 0.331

LAP	SECTOR 1	SECTOR 2	LAP TIME		MPH	DIFF	TIME OF DAY
1 -	58.621	30.625	1:29.246		79.83	7.354	11:27:34.382
2 -	54.592	31.869	1:26.461		82.40	4.569	11:29:00.843
3 -	53.057	29.795	1:22.852		85.99	0.960	11:30:23.695
4 -	52.936	***29.227***	1:22.163	(2)	86.71	0.271	11:31:45.858
5 -	***52.334***	29.558	***1:21.892***	(1)	***87.00***		***11:33:07.750***
6 -	52.641	29.614	1:22.255	(3)	86.61	0.363	11:34:30.005
7 -	1:06.394						

P15 5 2 Peter FELL Honda NX5 -

IDEAL LAP TIME : 1:21.572 BEST LAP TIME : 1:22.399 DIFFERENCE : 0.827

LAP	SECTOR 1	SECTOR 2	LAP TIME		MPH	DIFF	TIME OF DAY
1 -	1:05.555	34.739	1:40.294		71.03	17.895	11:27:46.433
2 -	56.858	29.632	1:26.490		82.37	4.091	11:29:12.923
3 -	55.297	29.773	1:25.070	(3)	83.75	2.671	11:30:37.993
4 -	54.780	29.602	1:24.382	(2)	84.43	1.983	11:32:02.375
5 -	53.574	28.825	***1:22.399***	(1)	***86.46***		***11:33:24.774***
6 -	***52.785***						

BMCRC - MRO Championships - Rnd 6 @ Donington Park National

Open 500 & Rookie 600

QUALIFYING - SECTOR ANALYSIS

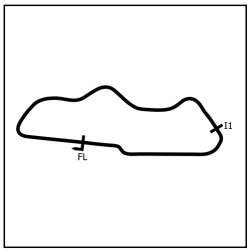

SECTOR 1 = FL to I1, SECTOR 2 = I1 to FL, DIFF = Difference To Personal Best Lap, P = Crossed Finish Line in Pit Lane, D = Time Disallowed

P16 41 4 Euan BAINBOROUGH Kawasaki NINJA 400 -

IDEAL LAP TIME : 1:22.724 BEST LAP TIME : 1:22.797 DIFFERENCE : 0.073

LAP	SECTOR 1	SECTOR 2	LAP TIME	MPH	DIFF	TIME OF DAY
1 -	59.235	31.983	1:31.218	78.10	8.421	11:27:33.475
2 -	56.558	30.974	1:27.532	81.39	4.735	11:29:01.007
3 -	54.568	***29.514***	1:24.082 **(2)**	84.73	1.285	11:30:25.089
4 -	54.150	30.314	1:24.464 **(3)**	84.35	1.667	11:31:49.553
5 -	***53.210***	29.587	***1:22.797*** **(1)**	***86.04***		***11:33:12.350***
6 -	53.407	32.531	1:25.938	82.90	3.141	11:34:38.288
7 -	1:07.586					

P17 56 R600 Michael GOFF Yamaha R6 13S - MG Commercials

IDEAL LAP TIME : 1:22.991 BEST LAP TIME : 1:23.065 DIFFERENCE : 0.074

LAP	SECTOR 1	SECTOR 2	LAP TIME	MPH	DIFF	TIME OF DAY
1 -	59.278	31.552	1:30.830	78.43	7.765	11:27:32.605
2 -	56.017	30.407	1:26.424	82.43	3.359	11:28:59.029
3 -	54.402	29.441	1:23.843 **(3)**	84.97	0.778	11:30:22.872
4 -	55.072	29.993	1:25.065	83.75	2.000	11:31:47.937
5 -	53.908	***29.157***	***1:23.065*** **(1)**	***85.77***		***11:33:11.002***
6 -	***53.834***	29.279	1:23.113 **(2)**	85.72	0.048	11:34:34.115
7 -	1:08.076					

P18 15 2 Nick SMITH Kawasaki KR-1S - Hi-Precision Engineering Ltd

IDEAL LAP TIME : 1:23.480 BEST LAP TIME : 1:23.632 DIFFERENCE : 0.152

LAP	SECTOR 1	SECTOR 2	LAP TIME	MPH	DIFF	TIME OF DAY
1 -	56.700	30.773	1:27.473	81.44	3.841	11:27:31.110
2 -	54.678	30.180	1:24.858	83.95	1.226	11:28:55.968
3 -	53.788	29.844	***1:23.632*** **(1)**	***85.19***		***11:30:19.600***
4 -	53.752	30.113	1:23.865 **(3)**	84.95	0.233	11:31:43.465
5 -	***53.706***	30.311	1:24.017	84.80	0.385	11:33:07.482
6 -	53.940	***29.774***	1:23.714 **(2)**	85.10	0.082	11:34:31.196
7 -	1:07.922					

P19 756 2 Geoff MOOK Maxton Yamaha TZ 350 -

IDEAL LAP TIME : 1:23.768 BEST LAP TIME : 1:23.841 DIFFERENCE : 0.073

LAP	SECTOR 1	SECTOR 2	LAP TIME	MPH	DIFF	TIME OF DAY
1 -	OUTLAP	30.564	1:45.124	67.77	21.283	11:28:42.157
2 -	54.417	***29.933***	1:24.350 **(2)**	84.46	0.509	11:30:06.507
3 -	54.603	30.493	1:25.096	83.72	1.255	11:31:31.603
4 -	54.672	30.337	1:25.009 **(3)**	83.81	1.168	11:32:56.612
5 -	***53.835***	30.006	***1:23.841*** **(1)**	***84.97***		***11:34:20.453***
6 -	58.183					

P20 911 2 Adam SHERIFF - KBS motorsport

IDEAL LAP TIME : 1:23.373 BEST LAP TIME : 1:23.950 DIFFERENCE : 0.577

LAP	SECTOR 1	SECTOR 2	LAP TIME	MPH	DIFF	TIME OF DAY
1 -	1:00.215	30.331	1:30.546	78.68	6.596	11:27:35.259
2 -	53.991	31.319	1:25.310	83.51	1.360	11:29:00.569
3 -	53.841	30.109	***1:23.950*** **(1)**	***84.86***		***11:30:24.519***
4 -	53.779	30.578	1:24.357	84.45	0.407	11:31:48.876
5 -	***53.544***	30.674	1:24.218 **(3)**	84.59	0.268	11:33:13.094
6 -	54.283	***29.829***	1:24.112 **(2)**	84.70	0.162	11:34:37.206
7 -	1:05.611					

BMCRC - MRO Championships - Rnd 6 @ Donington Park National

Open 500 & Rookie 600

QUALIFYING - SECTOR ANALYSIS

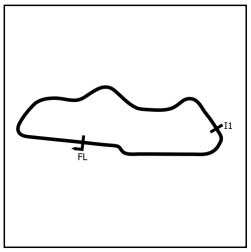

SECTOR 1 = FL to I1, SECTOR 2 = I1 to FL, DIFF = Difference To Personal Best Lap, P = Crossed Finish Line in Pit Lane, D = Time Disallowed

P21 88 2 George PRINOS — Yamaha TZ250 - KAPPA PLANNING LTD

IDEAL LAP TIME : 1:24.026 BEST LAP TIME : 1:24.485 DIFFERENCE : 0.459

LAP	SECTOR 1	SECTOR 2	LAP TIME	MPH	DIFF	TIME OF DAY
1 -	1:05.335	31.785	1:37.120	73.35	12.635	11:27:44.274
2 -	57.317	30.410	1:27.727	81.21	3.242	11:29:12.001
3 -	55.328	30.220	1:25.548 (2)	83.28	1.063	11:30:37.549
4 -	54.912	30.654	1:25.566 (3)	83.26	1.081	11:32:03.115
5 -	54.493	***29.992***	***1:24.485*** (1)	***84.33***		***11:33:27.600***
6 -	***54.034***					

P22 157 R600 Shaun McSHANE — Yamaha R6 -

IDEAL LAP TIME : 1:24.356 BEST LAP TIME : 1:24.644 DIFFERENCE : 0.288

LAP	SECTOR 1	SECTOR 2	LAP TIME	MPH	DIFF	TIME OF DAY
1 -	1:02.787	31.026	1:33.813	75.94	9.169	11:27:41.712
2 -	***55.036***	29.608	***1:24.644*** (1)	***84.17***		***11:29:06.356***
3 -	55.805	29.751	1:25.556 (3)	83.27	0.912	11:30:31.912
4 -	55.825	30.065	1:25.890	82.95	1.246	11:31:57.802
5 -	55.938	***29.320***	1:25.258 (2)	83.56	0.614	11:33:23.060
6 -	56.066					

P23 64 2 Iain DAVIS — Yamaha TZR250SPR -

IDEAL LAP TIME : 1:24.239 BEST LAP TIME : 1:24.694 DIFFERENCE : 0.455

LAP	SECTOR 1	SECTOR 2	LAP TIME	MPH	DIFF	TIME OF DAY
1 -	1:00.426	33.693	1:34.119	75.69	9.425	11:27:49.271
2 -	55.015	29.970	1:24.985	83.83	0.291	11:29:14.256
3 -	54.660	30.203	1:24.863 (2)	83.95	0.169	11:30:39.119
4 -	54.709	29.985	***1:24.694*** (1)	***84.12***		***11:32:03.813***
5 -	55.133	***29.839***	1:24.972 (3)	83.84	0.278	11:33:28.785
6 -	***54.400***					

P24 112 4 Sam CAUVIN — Honda CB500 - BC excavations

IDEAL LAP TIME : 1:24.733 BEST LAP TIME : 1:24.733 DIFFERENCE : 0.000

LAP	SECTOR 1	SECTOR 2	LAP TIME	MPH	DIFF	TIME OF DAY
1 -	1:02.366	32.659	1:35.025	74.97	10.292	11:27:38.389
2 -	56.867	33.456	1:30.323	78.87	5.590	11:29:08.712
3 -	55.049	31.609	1:26.658 (3)	82.21	1.925	11:30:35.370
4 -	55.309	30.577	1:25.886 (2)	82.95	1.153	11:32:01.256
5 -	***54.269***	***30.464***	***1:24.733*** (1)	***84.08***		***11:33:25.989***
6 -	55.266					

P25 67 4 Simon HARVEY — Kawasaki ZX4RR - HCL Car Sales - Dymag

IDEAL LAP TIME : 1:24.882 BEST LAP TIME : 1:25.061 DIFFERENCE : 0.179

LAP	SECTOR 1	SECTOR 2	LAP TIME	MPH	DIFF	TIME OF DAY
1 -	1:04.129	31.699	1:35.828	74.34	10.767	11:27:51.689
2 -	56.619	30.247	1:26.866	82.01	1.805	11:29:18.555
3 -	55.290	***29.842***	1:25.132 (2)	83.68	0.071	11:30:43.687
4 -	55.114	29.947	***1:25.061*** (1)	***83.75***		***11:32:08.748***
5 -	***55.040***	31.038	1:26.078 (3)	82.76	1.017	11:33:34.826
6 -	56.244					

P26 42 R600 James HEMPHILL — Yamaha R6 -

IDEAL LAP TIME : 1:25.066 BEST LAP TIME : 1:26.057 DIFFERENCE : 0.991

LAP	SECTOR 1	SECTOR 2	LAP TIME	MPH	DIFF	TIME OF DAY
1 -	59.052	30.516	1:29.568	79.54	3.511	11:27:33.775
2 -	55.657	30.400	***1:26.057*** (1)	***82.78***		***11:28:59.832***
3 -	56.468	***30.003***	1:26.471 (3)	82.39	0.414	11:30:26.303
4 -	56.902	30.513	1:27.415	81.50	1.358	11:31:53.718
5 -	56.058	30.389	1:26.447 (2)	82.41	0.390	11:33:20.165
6 -	***55.063***					

Weather / Track : Bright / Dry

Donington Park National: 1.9790 miles
Date: 25/07/2026 Start: 11:25 Finish: 11:38

BMCRC - MRO Championships - Rnd 6 @ Donington Park National

Open 500 & Rookie 600

QUALIFYING - SECTOR ANALYSIS

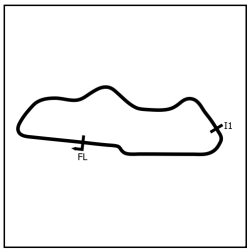

SECTOR 1 = FL to I1, SECTOR 2 = I1 to FL, DIFF = Difference To Personal Best Lap, P = Crossed Finish Line in Pit Lane, D = Time Disallowed

P27 191 2 Craig KELLY — Yamaha TZ250 -

IDEAL LAP TIME : 1:24.959 BEST LAP TIME : 1:26.082 DIFFERENCE : 1.123

LAP	SECTOR 1	SECTOR 2	LAP TIME	MPH	DIFF	TIME OF DAY
1 -	OUTLAP	***30.028***	1:59.248	59.74	33.166	11:29:01.376
2 -	56.005	30.077	***1:26.082*** **(1)**	***82.76***		***11:30:27.458***
3 -	55.988	30.693	1:26.681 **(3)**	82.19	0.599	11:31:54.139
4 -	56.005	30.482	1:26.487 **(2)**	82.37	0.405	11:33:20.626
5 -	***54.931***					

P28 99 2 Calvin HOGAN — Yamaha TZR 250 - F.G Racing by Taymar M/c's

IDEAL LAP TIME : 1:25.688 BEST LAP TIME : 1:26.233 DIFFERENCE : 0.545

LAP	SECTOR 1	SECTOR 2	LAP TIME	MPH	DIFF	TIME OF DAY
1 -	58.663	31.317	1:29.980	79.18	3.747	11:27:33.741
2 -	55.891	31.889	1:27.780	81.16	1.547	11:29:01.521
3 -	56.366	30.930	1:27.296 **(3)**	81.61	1.063	11:30:28.817
4 -	55.441	30.792	***1:26.233*** **(1)**	***82.62***		***11:31:55.050***
5 -	55.928	***30.680***	1:26.608 **(2)**	82.26	0.375	11:33:21.658
6 -	***55.008***					

P29 802 R600 Lee BOSWELL — Triumph Daytona 675 -

IDEAL LAP TIME : 1:26.803 BEST LAP TIME : 1:26.803 DIFFERENCE : 0.000

LAP	SECTOR 1	SECTOR 2	LAP TIME	MPH	DIFF	TIME OF DAY
1 -	1:03.705	33.279	1:36.984	73.46	10.181	11:27:43.104
2 -	56.469	31.319	1:27.788 **(2)**	81.15	0.985	11:29:10.892
3 -	57.496	31.568	1:29.064	79.99	2.261	11:30:39.956
4 -	***55.862***	***30.941***	***1:26.803*** **(1)**	***82.07***		***11:32:06.759***
5 -	56.641	31.147	1:27.788 **(2)**	81.15	0.985	11:33:34.547
6 -	56.632					

P30 82 4 Jack WOLFF — Honda CB500 -

IDEAL LAP TIME : 1:27.104 BEST LAP TIME : 1:27.253 DIFFERENCE : 0.149

LAP	SECTOR 1	SECTOR 2	LAP TIME	MPH	DIFF	TIME OF DAY
1 -	57.464	31.960	1:29.424	79.67	2.171	11:27:28.971
2 -	56.245	31.266	1:27.511 **(2)**	81.41	0.258	11:28:56.482
3 -	***56.051***	31.811	1:27.862 **(3)**	81.08	0.609	11:30:24.344
4 -	56.200	***31.053***	***1:27.253*** **(1)**	***81.65***		***11:31:51.597***
5 -	56.296	31.748	1:28.044	80.92	0.791	11:33:19.641
6 -	56.623					

P31 577 4 Richard BUCKHAM — Kawasaki 400 ZXRR -

IDEAL LAP TIME : 1:27.362 BEST LAP TIME : 1:27.804 DIFFERENCE : 0.442

LAP	SECTOR 1	SECTOR 2	LAP TIME	MPH	DIFF	TIME OF DAY
1 -	1:01.110	32.574	1:33.684	76.04	5.880	11:27:37.758
2 -	56.755	31.468	1:28.223 **(2)**	80.75	0.419	11:29:05.981
3 -	57.296	31.498	1:28.794	80.23	0.990	11:30:34.775
4 -	***56.435***	31.369	***1:27.804*** **(1)**	***81.14***		***11:32:02.579***
5 -	57.626	***30.927***	1:28.553 **(3)**	80.45	0.749	11:33:31.132
6 -	56.839					

P32 390 4 Robert EILBECK — KTM RC 390 -

IDEAL LAP TIME : 1:28.280 BEST LAP TIME : 1:28.280 DIFFERENCE : 0.000

LAP	SECTOR 1	SECTOR 2	LAP TIME	MPH	DIFF	TIME OF DAY
1 -	1:04.589	35.008	1:39.597	71.53	11.317	11:27:44.827
2 -	59.289	32.000	1:31.289	78.04	3.009	11:29:16.116
3 -	56.897	32.236	1:29.133 **(3)**	79.93	0.853	11:30:45.249
4 -	56.457	32.146	1:28.603 **(2)**	80.41	0.323	11:32:13.852
5 -	***56.355***	***31.925***	***1:28.280*** **(1)**	***80.70***		***11:33:42.132***
6 -	56.381					

BMCRC - MRO Championships - Rnd 6 @ Donington Park National

Open 500 & Rookie 600

QUALIFYING - SECTOR ANALYSIS

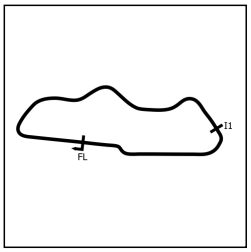

SECTOR 1 = FL to I1, SECTOR 2 = I1 to FL, DIFF = Difference To Personal Best Lap, P = Crossed Finish Line in Pit Lane, D = Time Disallowed

P33 3 4 Becky McKENZIE Honda RVF 400 -

IDEAL LAP TIME : 1:32.131 BEST LAP TIME : 1:32.141 DIFFERENCE : 0.010

LAP	SECTOR 1	SECTOR 2	LAP TIME		MPH	DIFF	TIME OF DAY
1 -	1:05.094	35.054	1:40.148		71.14	8.007	11:27:44.469
2 -	1:02.129	33.212	1:35.341		74.72	3.200	11:29:19.810
3 -	***59.700***	32.441	***1:32.141***	**(1)**	***77.32***		***11:30:51.951***
4 -	1:00.170	32.827	1:32.997	**(2)**	76.61	0.856	11:32:24.948
5 -	1:01.577	***32.431***	1:34.008	**(3)**	75.78	1.867	11:33:58.956
6 -	1:04.174						

P34 207 R600 Simon GRUBER Yamaha R6 - Mono Motorcycles

IDEAL LAP TIME : BEST LAP TIME : DIFFERENCE :

LAP	SECTOR 1	SECTOR 2	LAP TIME		MPH	DIFF	TIME OF DAY
1 -	***1:57.875***	***IN PIT***	2:40.580	**P**	44.36		11:28:38.455

BMCRC - MRO Championships - Rnd 6 @ Donington Park National

Open 500 & Rookie 600

QUALIFYING - BEST SECTORS

	SECTOR 1		SECTOR 2	
POS	NO	TIME	NO	TIME
1	65	48.589	65	26.092
2	289	48.862	289	26.649
3	55	48.898	611	26.892
4	25	49.143	55	27.140
5	611	49.206	14	27.264
6	14	49.809	25	27.278
7	79	50.202	808	27.503
8	162	50.230	79	27.572
9	115	50.766	162	27.581
10	808	50.861	62	27.923
11	62	51.161	115	28.244
12	26	52.334	10	28.464
13	5	52.785	5	28.787
14	41	53.210	56	29.157
15	10	53.321	26	29.227
16	911	53.544	157	29.320
17	15	53.706	41	29.514
18	56	53.834	15	29.774
19	756	53.835	911	29.829
20	88	54.034	64	29.839
21	112	54.269	67	29.842
22	64	54.400	756	29.933
23	191	54.931	88	29.992
24	99	55.008	42	30.003
25	157	55.036	191	30.028
26	67	55.040	112	30.464
27	42	55.063	99	30.680
28	802	55.862	577	30.927
29	82	56.051	802	30.941
30	390	56.355	82	31.053
31	577	56.435	390	31.925
32	3	59.700	3	32.431
33	207	1:57.875		
34				

IDEAL / BEST COMPARISON

POS	NO	NAME	IDEAL	BEST	DIFF
		PERFECT LAP	**1:14.681**		
1	65	HALL	1:14.681	1:14.980	**0.299**
2	289	CHURCHER	1:15.511	1:15.558	**0.047**
3	55	ROCHE	1:16.038	1:16.165	**0.127**
4	611	COOPER	1:16.098	1:16.224	**0.126**
5	25	SMITH	1:16.421	1:16.490	**0.069**
6	14	DUNN	1:17.073	1:17.350	**0.277**
7	79	CRONE	1:17.774	1:17.878	**0.104**
8	162	HEATON	1:17.811	1:18.188	**0.377**
9	808	BICKERTON	1:18.364	1:18.457	**0.093**
10	115	DONKERSLEY	1:19.010	1:19.125	**0.115**
11	62	HARGREAVES	1:19.084	1:19.389	**0.305**
12	26	LEE	1:21.561	1:21.892	**0.331**
13	5	FELL	1:21.572	1:22.399	**0.827**
14	10	HALFORD	1:21.785	1:21.785	**0.000**
15	41	BAINBOROUGH	1:22.724	1:22.797	**0.073**
16	56	GOFF	1:22.991	1:23.065	**0.074**
17	911	SHERIFF	1:23.373	1:23.950	**0.577**
18	15	SMITH	1:23.480	1:23.632	**0.152**
19	756	MOOK	1:23.768	1:23.841	**0.073**
20	88	PRINOS	1:24.026	1:24.485	**0.459**
21	64	DAVIS	1:24.239	1:24.694	**0.455**
22	157	McSHANE	1:24.356	1:24.644	**0.288**
23	112	CAUVIN	1:24.733	1:24.733	**0.000**
24	67	HARVEY	1:24.882	1:25.061	**0.179**
25	191	KELLY	1:24.959	1:26.082	**1.123**
26	42	HEMPHILL	1:25.066	1:26.057	**0.991**
27	99	HOGAN	1:25.688	1:26.233	**0.545**
28	802	BOSWELL	1:26.803	1:26.803	**0.000**
29	82	WOLFF	1:27.104	1:27.253	**0.149**
30	577	BUCKHAM	1:27.362	1:27.804	**0.442**
31	390	EILBECK	1:28.280	1:28.280	**0.000**
32	3	McKENZIE	1:32.131	1:32.141	**0.010**
33	17	MORRIS		1:15.325	
34	207	GRUBER			

Weather / Track : Bright / Dry

Donington Park National: 1.9790 miles
Date: 25/07/2026 Start: 11:25 Finish: 11:38

Results can be found at www.tsl-timing.com

Printed - 11:38 Saturday, 25 July 2026

BMCRC - MRO Championships - Rnd 6 @ Donington Park National

Open 500 & Rookie 600

QUALIFYING - STATISTICS

Competitors Started	34
Planned Start	2026-07-25 @ 10:56:00.000
Actual Start	2026-07-25 @ 11:25:30.907
Finish Time	2026-07-25 @ 11:38:05.543
Track Length	1.9790mi.
Total Laps	183
Total Distance Covered	362.1693mi.

Session Fastest Lap History

NO	CL	NAME	LAP TIME	TIME OF DAY	LAP	VEHICLE
17	R600	**Andrew MORRIS**	**1:19.375**	11:27:14.245	1	Honda CBR 600 RR
17	R600	**Andrew MORRIS**	**1:16.511**	11:28:30.756	2	Honda CBR 600 RR
65	R600	**Albert HALL**	**1:15.049**	11:28:43.649	2	Yamaha YZF-R6
65	R600	**Albert HALL**	**1:14.980**	11:32:29.998	5	Yamaha YZF-R6

Flag History

TYPE	TIME OF DAY
GREEN	11:25:30.907
RED	11:34:42.316
FINISH	11:38:05.543

Flag Statistics

TYPE	COUNT	TOTAL LAPS	TOTAL TIME
Green	1	6	9:11.408
Red	1	0	3:23.227
Safety Car	0	0	0.000
FCY	0	0	0.000

BMCRC - MRO Championships - Rnd 6 @ Donington Park National

Open 500 & Rookie 600

QUALIFYING - STATISTICS

CLASS : 2

11 Starters

Fastest Lap History

NO	NAME	LAP TIME	TIME OF DAY	LAP	VEHICLE
25	**Haydon SMITH**	**1:19.751**	11:27:17.317	1	Yamaha TZ 250 3YL
25	**Haydon SMITH**	**1:17.130**	11:28:34.447	2	Yamaha TZ 250 3YL
25	**Haydon SMITH**	**1:16.490**	11:29:50.937	3	Yamaha TZ 250 3YL

Weather / Track : Bright / Dry

Donington Park National: 1.9790 miles
Date: 25/07/2026 Start: 11:25 Finish: 11:38

BMCRC - MRO Championships - Rnd 6 @ Donington Park National

Open 500 & Rookie 600

QUALIFYING - STATISTICS

CLASS : 4

9 Starters

Fastest Lap History

NO	NAME	LAP TIME	TIME OF DAY	LAP	VEHICLE
79	**Sean CRONE**	**1:21.339**	11:27:17.216	1	Kawasaki ZX4RR
79	**Sean CRONE**	**1:18.447**	11:28:35.663	2	Kawasaki ZX4RR
79	**Sean CRONE**	**1:18.243**	11:29:53.906	3	Kawasaki ZX4RR
79	**Sean CRONE**	**1:17.918**	11:31:11.824	4	Kawasaki ZX4RR
79	**Sean CRONE**	**1:17.878**	11:33:47.693	6	Kawasaki ZX4RR

BMCRC - MRO Championships - Rnd 6 @ Donington Park National

Open 500 & Rookie 600

QUALIFYING - STATISTICS

CLASS : R600

14 Starters

Fastest Lap History

NO	NAME	LAP TIME	TIME OF DAY	LAP	VEHICLE
17	**Andrew MORRIS**	**1:19.375**	11:27:14.245	1	Honda CBR 600 RR
17	**Andrew MORRIS**	**1:16.511**	11:28:30.756	2	Honda CBR 600 RR
65	**Albert HALL**	**1:15.049**	11:28:43.649	2	Yamaha YZF-R6
65	**Albert HALL**	**1:14.980**	11:32:29.998	5	Yamaha YZF-R6

BMCRC - MRO Championships - Rnd 6 @ Donington Park National

Open 500 & Rookie 600

RACE 9 - GRID (7 Laps)

ROW 15	45 **12** Adrian MARTIN	44 **3** 1:32.141 Becky McKENZIE	43 **390** 1:28.280 Robert EILBECK
ROW 14	42 **577** 1:27.804 Richard BUCKHAM	41 **82** 1:27.253 Jack WOLFF	40 **99** 1:26.233 Calvin HOGAN
ROW 13	39 **191** 1:26.082 Craig KELLY	38 **67** 1:25.061 Simon HARVEY	37 **112** 1:24.733 Sam CAUVIN
ROW 12	36 **64** 1:24.694 Iain DAVIS	35 **88** 1:24.485 George PRINOS	34 **911** 1:23.950 Adam SHERIFF
ROW 11	33 **756** 1:23.841 Geoff MOOK	32 **15** 1:23.632 Nick SMITH	31 **41** 1:22.797 Euan BAINBOROUGH
ROW 10	30 **5** 1:22.399 Peter FELL	29 **26** 1:21.892 Damian LEE	28 **115** 1:19.125 Jake DONKERSLEY
ROW 9	27 **79** 1:17.878 Sean CRONE	26 **14** 1:17.350 Bruce DUNN	25 **25** 1:16.490 Haydon SMITH
ROW 8			
ROW 7			
ROW 6			
ROW 5	15 **68** Chris PRITCHARD	14 **207** Simon GRUBER	13 **802** 1:26.803 Lee BOSWELL
ROW 4	12 **42** 1:26.057 James HEMPHILL	11 **157** 1:24.644 Shaun McSHANE	10 **56** 1:23.065 Michael GOFF
ROW 3	9 **10** 1:21.785 Zack HALFORD	8 **62** 1:19.389 James HARGREAVES	7 **808** 1:18.457 Steven BICKERTON
ROW 2	6 **162** 1:18.188 David HEATON	5 **611** 1:16.224 Lewis COOPER	4 **55** 1:16.165 Timothy ROCHE
ROW 1	3 **289** 1:15.558 Sam CHURCHER	2 **17** 1:15.325 Andrew MORRIS	1 **65** 1:14.980 Albert HALL **Pole**

These results are provisional until the conclusion of any judicial and technical matters.

Donington Park National: 1.9790 miles

Clerk Of Course: Caroline Patterson / Andy Brown	Timekeeper: Richard Evans	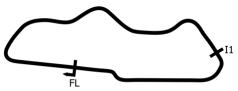

Results can be found at www.tsl-timing.com

Printed - 11:40 Saturday, 25 July 2026

BMCRC - MRO Championships - Rnd 6 @ Donington Park National

Open 500 & Rookie 600

RACE 9 - CLASSIFICATION

Race Distance: 7 Laps / 13.85 miles

POS	NO	CL	PIC	NAME	ENTRY	LAPS	TIME	GAP	DIFF	MPH	BEST	ON	GRD	↑↓
1	65	R600	1	Albert HALL	Yamaha YZF-R6 -	7	8:53.095			93.29	1:14.873	3	1	0
2	17	R600	2	Andrew MORRIS	Honda CBR 600 RR - House to Home	7	8:53.666	0.571	0.571	93.19	1:14.725	3	2	0
3	289	R600	3	Sam CHURCHER	Yamaha R6 - SC FLOORING	7	8:53.961	0.866	0.295	93.14	1:14.772	2	3	0
4	55	R600	4	Timothy ROCHE	Yamaha R6 -	7	9:02.089	8.994	8.128	91.74	1:16.214	2	4	0
5	62	R600	5	James HARGREAVES	Honda CBR 600 RR -	7	9:22.512	29.417	20.423	88.41	1:18.902	7	8	3
6	808	R600	6	Steven BICKERTON	Yamaha R6 -	7	9:24.418	31.323	1.906	88.11	1:19.133	4	7	1
7	611	R600	7	Lewis COOPER	Yamaha R6 -	7	9:24.582	31.487	0.164	88.09	1:15.850	6	5	-2
8	14	2	1	Bruce DUNN	Yamaha TZ250 - VHM UK	7	9:33.586	40.491	9.004	86.71	1:17.121	7	17	9
9	79	4	1	Sean CRONE	Kawasaki ZX4RR - SC RACING	7	9:33.800	40.705	0.214	86.67	1:16.987	7	18	9
10	56	R600	8	Michael GOFF	Yamaha R6 13S - MG Commercials	7	9:43.942	50.847	10.142	85.17	1:22.356	6	10	0
11	115	4	2	Jake DONKERSLEY	Kawasaki ZX4RR -	7	9:44.359	51.264	0.417	85.11	1:18.295	2	19	8
12	42	R600	9	James HEMPHILL	Yamaha R6 -	7	9:49.772	56.677	5.413	84.33	1:23.076	2	12	0
13	5	2	2	Peter FELL	Honda NX5 -	7	10:01.432	1:08.337	11.660	82.69	1:21.076	4	21	8
14	26	2	3	Damian LEE	Yamaha TZR250 - Leed Autos	7	10:03.057	1:09.962	1.625	82.47	1:21.852	5	20	6
15	157	R600	10	Shaun McSHANE	Yamaha R6 -	7	10:06.128	1:13.033	3.071	82.05	1:24.663	5	11	-4
16	10	R600	11	Zack HALFORD	Triumph Daytona -	7	10:09.329	1:16.234	3.201	81.62	1:25.550	2	9	-7
17	88	2	4	George PRINOS	Yamaha TZ250 - KAPPA PLANNING LTD	7	10:09.883	1:16.788	0.554	81.55	1:21.927	4	26	9
18	41	4	3	Euan BAINBOROUGH	Kawasaki NINJA 400 -	7	10:11.082	1:17.987	1.199	81.39	1:22.598	3	22	4
19	802	R600	12	Lee BOSWELL	Triumph Daytona 675 -	7	10:12.330	1:19.235	1.248	81.22	1:25.929	7	13	-6
20	15	2	5	Nick SMITH	Kawasaki KR-1S - Hi-Precision Engineering Ltd	7	10:13.034	1:19.939	0.704	81.13	1:22.494	6	23	3
21	191	2	6	Craig KELLY	Yamaha TZ250 -	7	10:15.577	1:22.482	2.543	80.79	1:22.631	6	30	9
22	64	2	7	Iain DAVIS	Yamaha TZR250SPR -	6	8:55.285	1 Lap	1 Lap	79.60	1:23.394	3	27	5
23	99	2	8	Calvin HOGAN	Yamaha TZR 250 - F.G Racing by Taymar M/c's	6	8:55.405	1 Lap	0.120	79.58	1:23.676	5	31	8
24	756	2	9	Geoff MOOK	Maxton Yamaha TZ 350 -	6	8:56.738	1 Lap	1.333	79.38	1:22.210	3	24	0
25	112	4	4	Sam CAUVIN	Honda CB500 - BC excavations	6	8:57.761	1 Lap	1.023	79.23	1:24.116	5	28	3
26	67	4	5	Simon HARVEY	Kawasaki ZX4RR - HCL Car Sales - Dymag	6	9:14.383	1 Lap	16.622	76.86	1:26.215	5	29	3
27	577	4	6	Richard BUCKHAM	Kawasaki 400 ZXRR -	6	9:17.371	1 Lap	2.988	76.45	1:27.333	5	33	6
28	82	4	7	Jack WOLFF	Honda CB500 -	6	9:17.909	1 Lap	0.538	76.37	1:27.385	5	32	4
29	390	4	8	Robert EILBECK	KTM RC 390 -	6	9:20.406	1 Lap	2.497	76.03	1:27.290	5	34	5
					NOT CLASSIFIED									
DNF	162	R600		David HEATON	Triumph Daytona 675R -	3	3:55.625	4 Laps	3 Laps	90.13	1:16.785	2	6	
DNF	911	2		Adam SHERIFF	- KBS motorsport	2	3:41.921	5 Laps	1 Lap	63.59			25	
					NOT STARTED									
NS	207	R600		Simon GRUBER	Yamaha R6 - Mono Motorcycles								14	
NS	68	R600		Chris PRITCHARD	Triumph Daytona -								15	
NS	25	2		Haydon SMITH	Yamaha TZ 250 3YL - HI-Precision Engineering Ltd								16	
NS	3	4		Becky McKENZIE	Honda RVF 400 -								35	
NS	12	2		Adrian MARTIN	Yamaha TZ250 - Strategic business development &support lt								36	

					FASTEST LAP				
	17	R600	Andrew MORRIS	Honda CBR 600 RR - House to Home	3	1:14.725	95.34 mph	153.44 kph	
	79	4	Sean CRONE	Kawasaki ZX4RR - SC RACING	7	1:16.987	92.54 mph	148.93 kph	
	14	2	Bruce DUNN	Yamaha TZ250 - VHM UK	7	1:17.121	92.38 mph	148.67 kph	

Class R600 - 92.5% of Race Speed = 86.29 mph
Class 2 - 92.5% of Race Speed = 80.20 mph
Class 4 - 92.5% of Race Speed = 80.16 mph

Weather / Track : Bright / Dry
These results are provisional until the conclusion of any judicial and technical matters.

Date: 25/07/2026 Start: 15:12 Finish: 15:21
Donington Park National: 1.9790 miles

Clerk Of Course: Caroline Patterson / Andy Brown

Timekeeper: Richard Evans

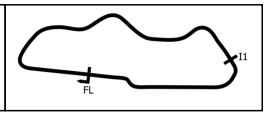

Results can be found at www.tsl-timing.com

Printed - 15:23 Saturday, 25 July 2026

BMCRC - MRO Championships - Rnd 6 @ Donington Park National

Open 500 & Rookie 600

RACE 9 - LAP CHART

LAP 1 @ 15:13:52.606

NO	BEHIND	LAP TIME
65		1:18.150
17	0.686	1:18.836
289	1.414	1:19.564
55	2.492	1:20.642
162	3.529	1:21.679
808	7.352	1:25.502
56	8.101	1:26.251
62	8.320	1:26.470
42	9.759	1:27.909
10	10.652	1:28.802
157	11.539	1:29.689
802	14.013	1:32.163
611	22.522	1:40.672
14	27.545	1:45.695
79	27.823	1:45.973
115	28.232	1:46.382
5	29.158	1:47.308
911	32.321	1:50.471
15	32.496	1:50.646
26	32.573	1:50.723
756	33.530	1:51.680
41	33.703	1:51.853
191	34.343	1:52.493
99	34.574	1:52.724
88	35.533	1:53.683
64	35.819	1:53.969
112	36.284	1:54.434
577	38.092	1:56.242
82	38.765	1:56.915
67	39.189	1:57.339
390	41.903	2:00.053

LAP 2 @ 15:15:07.592

NO	BEHIND	LAP TIME
65		1:14.986
17	0.565	1:14.865
289	1.200	1:14.772
55	3.720	1:16.214
162	5.328	1:16.785
808	11.974	1:19.608
62	13.052	1:19.718
56	15.738	1:22.623
42	17.849	1:23.076
10	21.216	1:25.550
157	22.789	1:26.236
611	24.881	1:17.345
802	25.470	1:26.443
14	30.369	1:17.810
79	30.780	1:17.943
115	31.541	1:18.295
5	39.212	1:25.040
26	39.743	1:22.156
15	40.905	1:23.395
756	41.122	1:22.578
41	41.776	1:23.059
191	43.070	1:23.713
88	43.467	1:22.920
99	44.130	1:24.542
64	45.899	1:25.066
112	46.467	1:25.169
577	51.371	1:28.265
82	51.732	1:27.953
67	51.914	1:27.711
390	56.562	1:29.645
911	1:08.785	1:51.450 **P**

LAP 3 @ 15:16:22.465

NO	BEHIND	LAP TIME
65		1:14.873
17	0.417	1:14.725
289	1.757	1:15.430
55	5.625	1:16.778
162	7.616	1:17.161
808	17.029	1:19.928
62	17.944	1:19.765
56	24.325	1:23.460
42	26.519	1:23.543
611	28.219	1:18.211
10	33.321	1:26.978
14	33.773	1:18.277
157	33.817	1:25.901
79	34.135	1:18.228
802	36.759	1:26.162
115	36.968	1:20.300
5	45.922	1:21.583
26	47.151	1:22.281
756	48.459	1:22.210
15	48.763	1:22.731
41	49.501	1:22.598
88	50.819	1:22.225
191	52.712	1:24.515
99	53.209	1:23.952
64	54.420	1:23.394
112	56.379	1:24.785
577	1:05.299	1:28.801
67	1:05.513	1:28.472
82	1:06.691	1:29.832
390	1:09.838	1:28.149

LAP 4 @ 15:17:38.075

NO	BEHIND	LAP TIME
65		1:15.610
17	0.776	1:15.969
289	1.992	1:15.845
55	6.782	1:16.767
808	20.552	1:19.133
62	22.036	1:19.702
611	31.626	1:19.017
56	32.769	1:24.054
42	35.460	1:24.551
14	36.133	1:17.970
79	37.192	1:18.667
115	41.464	1:20.106
10	45.627	1:27.916
157	45.745	1:27.538
802	48.582	1:27.433
5	51.388	1:21.076
26	53.496	1:21.955
756	55.101	1:22.252
15	56.360	1:23.207
88	57.136	1:21.927
41	57.195	1:23.304
191	1:02.750	1:25.648
64	1:03.039	1:24.229
99	1:03.413	1:25.814
112	1:05.679	1:24.910

LAP 5 @ 15:18:54.337

NO	BEHIND	LAP TIME
65		1:16.262
67	1 Lap	1:28.189
17	1.897	1:17.383
289	2.397	1:16.667
577	1 Lap	1:28.989
82	1 Lap	1:28.351
390	1 Lap	1:27.880
55	7.634	1:17.114
808	23.920	1:19.630
62	24.694	1:18.920
611	31.633	1:16.269
56	38.895	1:22.388
14	39.032	1:19.161
79	39.401	1:18.471
42	42.653	1:23.455
115	45.072	1:19.870
157	54.146	1:24.663
10	56.755	1:27.390
5	57.741	1:22.615
802	58.689	1:26.369
26	59.086	1:21.852
88	1:03.066	1:22.192
41	1:04.221	1:23.288
15	1:06.715	1:26.617
191	1:10.387	1:23.899
756	1:10.585	1:31.746
99	1:10.827	1:23.676
64	1:11.043	1:24.266
112	1:13.533	1:24.116

LAP 6 @ 15:20:10.213

NO	BEHIND	LAP TIME
65		1:15.876
17	1.506	1:15.485
289	1.730	1:15.209
55	9.969	1:18.211
67	1 Lap	1:26.215
577	1 Lap	1:27.333
82	1 Lap	1:27.385
390	1 Lap	1:27.290
808	27.265	1:19.221
62	27.853	1:19.035
611	31.607	1:15.850
14	40.708	1:17.552
79	41.056	1:17.531
56	45.375	1:22.356
115	49.025	1:19.829
42	50.512	1:23.735
157	1:04.377	1:26.107
5	1:04.557	1:22.692
26	1:05.094	1:21.884
10	1:07.182	1:26.303
88	1:10.127	1:22.937
802	1:10.644	1:27.831
41	1:11.479	1:23.134
15	1:13.333	1:22.494
191	1:17.142	1:22.631

LAP 7 @ 15:21:27.551

NO	BEHIND	LAP TIME
65		1:17.338
17	0.571	1:16.403
289	0.866	1:16.474
64	1 Lap	1:24.361
99	1 Lap	1:24.697
756	1 Lap	1:26.272
112	1 Lap	1:24.347
55	8.994	1:16.363
67	1 Lap	1:26.457
577	1 Lap	1:27.741
82	1 Lap	1:27.473
390	1 Lap	1:27.389
62	29.417	1:18.902
808	31.323	1:21.396
611	31.487	1:17.218
14	40.491	1:17.121
79	40.705	1:16.987
56	50.847	1:22.810
115	51.264	1:19.577
42	56.677	1:23.503
5	1:08.337	1:21.118
26	1:09.962	1:22.206
157	1:13.033	1:25.994
10	1:16.234	1:26.390
88	1:16.788	1:23.999
41	1:17.987	1:23.846
802	1:19.235	1:25.929
15	1:19.939	1:23.944
191	1:22.482	1:22.678

Weather / Track : Bright / Dry

Donington Park National: 1.9790 miles
Date: 25/07/2026 Start: 15:12 Finish: 15:21

Results can be found at www.tsl-timing.com

Printed - 15:25 Saturday, 25 July 2026

BMCRC - MRO Championships - Rnd 6 @ Donington Park National

Open 500 & Rookie 600

RACE 9 - POSITION CHART

No	Name	Lap Pos	1	2	3	4	5	6	7
65	HALL	1	65	65	65	65	65	65	65
17	MORRIS	2	17	17	17	17	17	17	17
289	CHURCHER	3	289	289	289	289	289	289	289
55	ROCHE	4	55	55	55	55	55	55	55
611	COOPER	5	162	162	162	808	808	808	62
162	HEATON	6	808	808	808	62	62	62	808
808	BICKERTON	7	56	62	62	611	611	611	611
62	HARGREAVES	8	62	56	56	56	56	14	14
10	HALFORD	9	42	42	42	42	14	79	79
56	GOFF	10	10	10	611	14	79	56	56
157	McSHANE	11	157	157	10	79	42	115	115
42	HEMPHILL	12	802	611	14	115	115	42	42
802	BOSWELL	13	611	802	157	10	157	157	5
207	GRUBER	14	14	14	79	157	10	5	26
68	PRITCHARD	15	79	79	802	802	5	26	157
25	SMITH	16	115	115	115	5	802	10	10
14	DUNN	17	5	5	5	26	26	88	88
79	CRONE	18	911	26	26	756	88	802	41
115	DONKERSLEY	19	15	15	756	15	41	41	802
26	LEE	20	26	756	15	88	15	15	15
5	FELL	21	756	41	41	41	191	191	191
41	BAINBOROUGH	22	41	191	88	191	756	64	
15	SMITH	23	191	88	191	64	99	99	
756	MOOK	24	99	99	99	99	64	756	
911	SHERIFF	25	88	64	64	112	112	112	
88	PRINOS	26	64	112	112	67	67	67	
64	DAVIS	27	112	577	577	577	577	577	
112	CAUVIN	28	577	82	67	82	82	82	
67	HARVEY	29	82	67	82	390	390	390	
191	KELLY	30	67	390	390				
99	HOGAN	31	390	*911*					
82	WOLFF	32							
577	BUCKHAM	33							
390	EILBECK	34							
3	McKENZIE	35							
12	MARTIN	36							

Weather / Track : Bright / Dry

Donington Park National: 1.9790 miles
Date: 25/07/2026 Start: 15:12 Finish: 15:21

Results can be found at www.tsl-timing.com

Printed - 15:25 Saturday, 25 July 2026

BMCRC - MRO Championships - Rnd 6 @ Donington Park National

Open 500 & Rookie 600

RACE 9 - SECTOR ANALYSIS

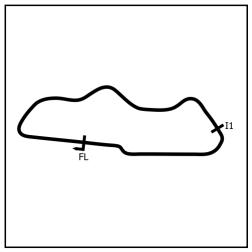

SECTOR 1 = FL to I1, SECTOR 2 = I1 to FL, DIFF = Difference To Personal Best Lap, P = Crossed Finish Line in Pit Lane, D = Time Disallowed

P1 65 R600 Albert HALL

Yamaha YZF-R6 -

IDEAL LAP TIME : 1:14.821 BEST LAP TIME : 1:14.873 DIFFERENCE : 0.052

LAP	SECTOR 1	SECTOR 2	LAP TIME	MPH	DIFF	TIME OF DAY
1 -		26.807	1:18.150	91.16	3.277	15:13:52.606
2 -	48.515	26.471	1:14.986 (2)	95.01	0.113	15:15:07.592
3 -	***48.504***	26.369	***1:14.873*** (1)	***95.15***		***15:16:22.465***
4 -	49.293	***26.317***	1:15.610 (3)	94.22	0.737	15:17:38.075
5 -	49.155	27.107	1:16.262	93.42	1.389	15:18:54.337
6 -	49.351	26.525	1:15.876	93.89	1.003	15:20:10.213
7 -	50.204	27.134	1:17.338	92.12	2.465	15:21:27.551

P2 17 R600 Andrew MORRIS

Honda CBR 600 RR - House to Home

IDEAL LAP TIME : 1:14.725 BEST LAP TIME : 1:14.725 DIFFERENCE : 0.000

LAP	SECTOR 1	SECTOR 2	LAP TIME	MPH	DIFF	TIME OF DAY
1 -		26.918	1:18.836	90.37	4.111	15:13:53.292
2 -	48.321	26.544	1:14.865 (2)	95.16	0.140	15:15:08.157
3 -	***48.307***	***26.418***	***1:14.725*** (1)	***95.34***		***15:16:22.882***
4 -	48.993	26.976	1:15.969	93.78	1.244	15:17:38.851
5 -	49.335	28.048	1:17.383	92.06	2.658	15:18:56.234
6 -	48.813	26.672	1:15.485 (3)	94.38	0.760	15:20:11.719
7 -	49.349	27.054	1:16.403	93.25	1.678	15:21:28.122

P3 289 R600 Sam CHURCHER

Yamaha R6 - SC FLOORING

IDEAL LAP TIME : 1:14.772 BEST LAP TIME : 1:14.772 DIFFERENCE : 0.000

LAP	SECTOR 1	SECTOR 2	LAP TIME	MPH	DIFF	TIME OF DAY
1 -		26.974	1:19.564	89.54	4.792	15:13:54.020
2 -	***48.351***	***26.421***	***1:14.772*** (1)	***95.28***		***15:15:08.792***
3 -	48.745	26.685	1:15.430 (3)	94.45	0.658	15:16:24.222
4 -	49.001	26.844	1:15.845	93.93	1.073	15:17:40.067
5 -	49.410	27.257	1:16.667	92.92	1.895	15:18:56.734
6 -	48.715	26.494	1:15.209 (2)	94.73	0.437	15:20:11.943
7 -	48.878	27.596	1:16.474	93.16	1.702	15:21:28.417

P4 55 R600 Timothy ROCHE

Yamaha R6 -

IDEAL LAP TIME : 1:16.188 BEST LAP TIME : 1:16.214 DIFFERENCE : 0.026

LAP	SECTOR 1	SECTOR 2	LAP TIME	MPH	DIFF	TIME OF DAY
1 -		***26.983***	1:20.642	88.34	4.428	15:13:55.098
2 -	***49.205***	27.009	***1:16.214*** (1)	***93.48***		***15:15:11.312***
3 -	49.429	27.349	1:16.778	92.79	0.564	15:16:28.090
4 -	49.218	27.549	1:16.767 (3)	92.80	0.553	15:17:44.857
5 -	49.530	27.584	1:17.114	92.39	0.900	15:19:01.971
6 -	51.067	27.144	1:18.211	91.09	1.997	15:20:20.182
7 -	49.211	27.152	1:16.363 (2)	93.29	0.149	15:21:36.545

P5 62 R600 James HARGREAVES

Honda CBR 600 RR -

IDEAL LAP TIME : 1:18.593 BEST LAP TIME : 1:18.902 DIFFERENCE : 0.309

LAP	SECTOR 1	SECTOR 2	LAP TIME	MPH	DIFF	TIME OF DAY
1 -		28.936	1:26.470	82.39	7.568	15:14:00.926
2 -	51.393	28.325	1:19.718	89.37	0.816	15:15:20.644
3 -	51.597	28.168	1:19.765	89.32	0.863	15:16:40.409
4 -	51.423	28.279	1:19.702	89.39	0.800	15:18:00.111
5 -	***50.898***	28.022	1:18.920 (2)	90.27	0.018	15:19:19.031
6 -	51.340	***27.695***	1:19.035 (3)	90.14	0.133	15:20:38.066
7 -	50.978	27.924	***1:18.902*** (1)	***90.29***		***15:21:56.968***

Weather / Track : Bright / Dry

Donington Park National: 1.9790 miles
Date: 25/07/2026 Start: 15:12 Finish: 15:21

BMCRC - MRO Championships - Rnd 6 @ Donington Park National

Open 500 & Rookie 600

RACE 9 - SECTOR ANALYSIS

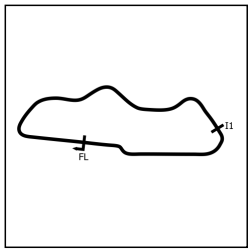

SECTOR 1 = FL to I1, SECTOR 2 = I1 to FL, DIFF = Difference To Personal Best Lap, P = Crossed Finish Line in Pit Lane, D = Time Disallowed

P6 808 R600 Steven BICKERTON — Yamaha R6 -

IDEAL LAP TIME : 1:18.659 BEST LAP TIME : 1:19.133 DIFFERENCE : 0.474

LAP	SECTOR 1	SECTOR 2	LAP TIME		MPH	DIFF	TIME OF DAY
1 -		28.594	1:25.502		83.32	6.369	15:13:59.958
2 -	51.819	27.789	1:19.608	(3)	89.49	0.475	15:15:19.566
3 -	52.114	27.814	1:19.928		89.13	0.795	15:16:39.494
4 -	51.295	27.838	***1:19.133***	**(1)**	***90.03***		***15:17:58.627***
5 -	51.975	27.655	1:19.630		89.47	0.497	15:19:18.257
6 -	51.706	***27.515***	1:19.221	**(2)**	89.93	0.088	15:20:37.478
7 -	***51.144***	30.252	1:21.396		87.53	2.263	15:21:58.874

P7 611 R600 Lewis COOPER — Yamaha R6 -

IDEAL LAP TIME : 1:15.850 BEST LAP TIME : 1:15.850 DIFFERENCE : 0.000

LAP	SECTOR 1	SECTOR 2	LAP TIME		MPH	DIFF	TIME OF DAY
1 -		49.487	1:40.672		70.77	24.822	15:14:15.128
2 -	50.121	27.224	1:17.345		92.11	1.495	15:15:32.473
3 -	51.154	27.057	1:18.211		91.09	2.361	15:16:50.684
4 -	51.366	27.651	1:19.017		90.16	3.167	15:18:09.701
5 -	49.683	26.586	1:16.269	**(2)**	93.41	0.419	15:19:25.970
6 -	***49.323***	***26.527***	***1:15.850***	**(1)**	***93.93***		***15:20:41.820***
7 -	50.100	27.118	1:17.218	**(3)**	92.26	1.368	15:21:59.038

P8 14 2 Bruce DUNN — Yamaha TZ250 - VHM UK

IDEAL LAP TIME : 1:16.981 BEST LAP TIME : 1:17.121 DIFFERENCE : 0.140

LAP	SECTOR 1	SECTOR 2	LAP TIME		MPH	DIFF	TIME OF DAY
1 -		28.043	1:45.695		67.40	28.574	15:14:20.151
2 -	50.360	27.450	1:17.810	**(3)**	91.56	0.689	15:15:37.961
3 -	50.538	27.739	1:18.277		91.01	1.156	15:16:56.238
4 -	50.372	27.598	1:17.970		91.37	0.849	15:18:14.208
5 -	51.465	27.696	1:19.161		90.00	2.040	15:19:33.369
6 -	50.170	***27.382***	1:17.552	**(2)**	91.86	0.431	15:20:50.921
7 -	***49.599***	27.522	***1:17.121***	**(1)**	***92.38***		***15:22:08.042***

P9 79 4 Sean CRONE — Kawasaki ZX4RR - SC RACING

IDEAL LAP TIME : 1:16.987 BEST LAP TIME : 1:16.987 DIFFERENCE : 0.000

LAP	SECTOR 1	SECTOR 2	LAP TIME		MPH	DIFF	TIME OF DAY
1 -		28.013	1:45.973		67.23	28.986	15:14:20.429
2 -	50.326	27.617	1:17.943	**(3)**	91.40	0.956	15:15:38.372
3 -	50.464	27.764	1:18.228		91.07	1.241	15:16:56.600
4 -	51.030	27.637	1:18.667		90.56	1.680	15:18:15.267
5 -	50.742	27.729	1:18.471		90.79	1.484	15:19:33.738
6 -	50.176	27.355	1:17.531	**(2)**	91.89	0.544	15:20:51.269
7 -	***49.659***	***27.328***	***1:16.987***	**(1)**	***92.54***		***15:22:08.256***

P10 56 R600 Michael GOFF — Yamaha R6 13S - MG Commercials

IDEAL LAP TIME : 1:22.048 BEST LAP TIME : 1:22.356 DIFFERENCE : 0.308

LAP	SECTOR 1	SECTOR 2	LAP TIME		MPH	DIFF	TIME OF DAY
1 -		29.503	1:26.251		82.60	3.895	15:14:00.707
2 -	53.621	29.002	1:22.623	**(3)**	86.23	0.267	15:15:23.330
3 -	54.768	28.692	1:23.460		85.36	1.104	15:16:46.790
4 -	55.015	29.039	1:24.054		84.76	1.698	15:18:10.844
5 -	53.602	28.786	1:22.388	**(2)**	86.47	0.032	15:19:33.232
6 -	53.826	***28.530***	***1:22.356***	**(1)**	***86.51***		***15:20:55.588***
7 -	***53.518***	29.292	1:22.810		86.03	0.454	15:22:18.398

BMCRC - MRO Championships - Rnd 6 @ Donington Park National

Open 500 & Rookie 600

RACE 9 - SECTOR ANALYSIS

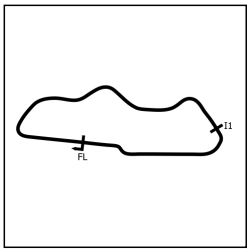

SECTOR 1 = FL to I1, SECTOR 2 = I1 to FL, DIFF = Difference To Personal Best Lap, P = Crossed Finish Line in Pit Lane, D = Time Disallowed

P11 115 4 Jake DONKERSLEY — Kawasaki ZX4RR -

IDEAL LAP TIME : 1:18.295 BEST LAP TIME : 1:18.295 DIFFERENCE : 0.000

LAP	SECTOR 1	SECTOR 2	LAP TIME	MPH	DIFF	TIME OF DAY
1 -		28.145	1:46.382	66.97	28.087	15:14:20.838
2 -	***50.152***	***28.143***	***1:18.295 (1)***	***90.99***		***15:15:39.133***
3 -	50.683	29.617	1:20.300	88.72	2.005	15:16:59.433
4 -	51.680	28.426	1:20.106	88.94	1.811	15:18:19.539
5 -	51.272	28.598	1:19.870	89.20	1.575	15:19:39.409
6 -	51.151	28.678	1:19.829 (3)	89.24	1.534	15:20:59.238
7 -	51.035	28.542	1:19.577 (2)	89.53	1.282	15:22:18.815

P12 42 R600 James HEMPHILL — Yamaha R6 -

IDEAL LAP TIME : 1:22.938 BEST LAP TIME : 1:23.076 DIFFERENCE : 0.138

LAP	SECTOR 1	SECTOR 2	LAP TIME	MPH	DIFF	TIME OF DAY
1 -		29.624	1:27.909	81.04	4.833	15:14:02.365
2 -	***53.664***	29.412	***1:23.076 (1)***	***85.76***		***15:15:25.441***
3 -	54.015	29.528	1:23.543	85.28	0.467	15:16:48.984
4 -	54.632	29.919	1:24.551	84.26	1.475	15:18:13.535
5 -	54.181	***29.274***	1:23.455 (2)	85.37	0.379	15:19:36.990
6 -	54.137	29.598	1:23.735	85.08	0.659	15:21:00.725
7 -	54.047	29.456	1:23.503 (3)	85.32	0.427	15:22:24.228

P13 5 2 Peter FELL — Honda NX5 -

IDEAL LAP TIME : 1:20.440 BEST LAP TIME : 1:21.076 DIFFERENCE : 0.636

LAP	SECTOR 1	SECTOR 2	LAP TIME	MPH	DIFF	TIME OF DAY
1 -		***28.183***	1:47.308	66.39	26.232	15:14:21.764
2 -	55.886	29.154	1:25.040	83.77	3.964	15:15:46.804
3 -	53.025	28.558	1:21.583 (3)	87.32	0.507	15:17:08.387
4 -	***52.257***	28.819	***1:21.076 (1)***	***87.87***		***15:18:29.463***
5 -	53.529	29.086	1:22.615	86.23	1.539	15:19:52.078
6 -	53.499	29.193	1:22.692	86.15	1.616	15:21:14.770
7 -	52.382	28.736	1:21.118 (2)	87.83	0.042	15:22:35.888

P14 26 2 Damian LEE — Yamaha TZR250 - Leed Autos

IDEAL LAP TIME : 1:21.754 BEST LAP TIME : 1:21.852 DIFFERENCE : 0.098

LAP	SECTOR 1	SECTOR 2	LAP TIME	MPH	DIFF	TIME OF DAY
1 -		29.662	1:50.723	64.34	28.871	15:14:25.179
2 -	52.616	29.540	1:22.156	86.72	0.304	15:15:47.335
3 -	52.730	29.551	1:22.281	86.58	0.429	15:17:09.616
4 -	52.690	29.265	1:21.955 (3)	86.93	0.103	15:18:31.571
5 -	***52.556***	29.296	***1:21.852 (1)***	***87.04***		***15:19:53.423***
6 -	52.635	29.249	1:21.884 (2)	87.00	0.032	15:21:15.307
7 -	53.008	***29.198***	1:22.206	86.66	0.354	15:22:37.513

P15 157 R600 Shaun McSHANE — Yamaha R6 -

IDEAL LAP TIME : 1:24.603 BEST LAP TIME : 1:24.663 DIFFERENCE : 0.060

LAP	SECTOR 1	SECTOR 2	LAP TIME	MPH	DIFF	TIME OF DAY
1 -		29.535	1:29.689	79.43	5.026	15:14:04.145
2 -	***55.171***	31.065	1:26.236	82.61	1.573	15:15:30.381
3 -	56.013	29.888	1:25.901 (2)	82.94	1.238	15:16:56.282
4 -	56.785	30.753	1:27.538	81.38	2.875	15:18:23.820
5 -	55.231	***29.432***	***1:24.663 (1)***	***84.15***		***15:19:48.483***
6 -	56.140	29.967	1:26.107	82.74	1.444	15:21:14.590
7 -	56.331	29.663	1:25.994 (3)	82.85	1.331	15:22:40.584

BMCRC - MRO Championships - Rnd 6 @ Donington Park National

Open 500 & Rookie 600

RACE 9 - SECTOR ANALYSIS

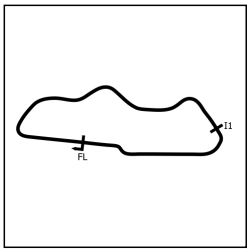

SECTOR 1 = FL to I1, SECTOR 2 = I1 to FL, DIFF = Difference To Personal Best Lap, P = Crossed Finish Line in Pit Lane, D = Time Disallowed

P16 10 R600 Zack HALFORD — Triumph Daytona -

IDEAL LAP TIME : 1:25.186 BEST LAP TIME : 1:25.550 DIFFERENCE : 0.364

LAP	SECTOR 1	SECTOR 2	LAP TIME	MPH	DIFF	TIME OF DAY
1 -		30.555	1:28.802	80.23	3.252	15:14:03.258
2 -	***54.902***	30.648	***1:25.550*** **(1)**	***83.28***		***15:15:28.808***
3 -	56.438	30.540	1:26.978	81.91	1.428	15:16:55.786
4 -	56.582	31.334	1:27.916	81.03	2.366	15:18:23.702
5 -	56.558	30.832	1:27.390	81.52	1.840	15:19:51.092
6 -	55.681	30.622	1:26.303 **(2)**	82.55	0.753	15:21:17.395
7 -	56.106	***30.284***	1:26.390 **(3)**	82.47	0.840	15:22:43.785

P17 88 2 George PRINOS — Yamaha TZ250 - KAPPA PLANNING LTD

IDEAL LAP TIME : 1:21.757 BEST LAP TIME : 1:21.927 DIFFERENCE : 0.170

LAP	SECTOR 1	SECTOR 2	LAP TIME	MPH	DIFF	TIME OF DAY
1 -		29.919	1:53.683	62.67	31.756	15:14:28.139
2 -	53.904	29.016	1:22.920	85.92	0.993	15:15:51.059
3 -	53.466	***28.759***	1:22.225 **(3)**	86.64	0.298	15:17:13.284
4 -	***52.998***	28.929	***1:21.927*** **(1)**	***86.96***		***15:18:35.211***
5 -	53.166	29.026	1:22.192 **(2)**	86.68	0.265	15:19:57.403
6 -	53.568	29.369	1:22.937	85.90	1.010	15:21:20.340
7 -	53.593	30.406	1:23.999	84.81	2.072	15:22:44.339

P18 41 4 Euan BAINBOROUGH — Kawasaki NINJA 400 -

IDEAL LAP TIME : 1:22.392 BEST LAP TIME : 1:22.598 DIFFERENCE : 0.206

LAP	SECTOR 1	SECTOR 2	LAP TIME	MPH	DIFF	TIME OF DAY
1 -		30.369	1:51.853	63.69	29.255	15:14:26.309
2 -	53.563	29.496	1:23.059 **(2)**	85.77	0.461	15:15:49.368
3 -	***53.228***	29.370	***1:22.598*** **(1)**	***86.25***		***15:17:11.966***
4 -	53.640	29.664	1:23.304	85.52	0.706	15:18:35.270
5 -	54.124	***29.164***	1:23.288	85.54	0.690	15:19:58.558
6 -	53.412	29.722	1:23.134 **(3)**	85.70	0.536	15:21:21.692
7 -	54.132	29.714	1:23.846	84.97	1.248	15:22:45.538

P19 802 R600 Lee BOSWELL — Triumph Daytona 675 -

IDEAL LAP TIME : 1:25.929 BEST LAP TIME : 1:25.929 DIFFERENCE : 0.000

LAP	SECTOR 1	SECTOR 2	LAP TIME	MPH	DIFF	TIME OF DAY
1 -		30.541	1:32.163	77.30	6.234	15:14:06.619
2 -	56.030	30.413	1:26.443	82.42	0.514	15:15:33.062
3 -	55.900	30.262	1:26.162 **(2)**	82.68	0.233	15:16:59.224
4 -	56.207	31.226	1:27.433	81.48	1.504	15:18:26.657
5 -	56.003	30.366	1:26.369 **(3)**	82.49	0.440	15:19:53.026
6 -	56.651	31.180	1:27.831	81.11	1.902	15:21:20.857
7 -	***55.748***	***30.181***	***1:25.929*** **(1)**	***82.91***		***15:22:46.786***

P20 15 2 Nick SMITH — Kawasaki KR-1S - Hi-Precision Engineering Ltd

IDEAL LAP TIME : 1:22.355 BEST LAP TIME : 1:22.494 DIFFERENCE : 0.139

LAP	SECTOR 1	SECTOR 2	LAP TIME	MPH	DIFF	TIME OF DAY
1 -		29.428	1:50.646	64.39	28.152	15:14:25.102
2 -	53.787	29.608	1:23.395	85.43	0.901	15:15:48.497
3 -	53.310	29.421	1:22.731 **(2)**	86.11	0.237	15:17:11.228
4 -	***53.192***	30.015	1:23.207 **(3)**	85.62	0.713	15:18:34.435
5 -	56.528	30.089	1:26.617	82.25	4.123	15:20:01.052
6 -	53.331	***29.163***	***1:22.494*** **(1)**	***86.36***		***15:21:23.546***
7 -	53.193	30.751	1:23.944	84.87	1.450	15:22:47.490

BMCRC - MRO Championships - Rnd 6 @ Donington Park National

Open 500 & Rookie 600

RACE 9 - SECTOR ANALYSIS

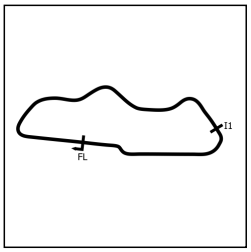

SECTOR 1 = FL to I1, SECTOR 2 = I1 to FL, DIFF = Difference To Personal Best Lap, P = Crossed Finish Line in Pit Lane, D = Time Disallowed

P21 191 2 Craig KELLY — Yamaha TZ250 -

IDEAL LAP TIME : 1:22.046 BEST LAP TIME : 1:22.631 DIFFERENCE : 0.585

LAP	SECTOR 1	SECTOR 2	LAP TIME		MPH	DIFF	TIME OF DAY
1 -		30.257	1:52.493		63.33	29.862	15:14:26.949
2 -	53.892	29.821	1:23.713	(3)	85.10	1.082	15:15:50.662
3 -	54.528	29.987	1:24.515		84.30	1.884	15:17:15.177
4 -	55.051	30.597	1:25.648		83.18	3.017	15:18:40.825
5 -	53.947	29.952	1:23.899		84.91	1.268	15:20:04.724
6 -	53.724	***28.907***	***1:22.631***	**(1)**	***86.22***		***15:21:27.355***
7 -	***53.139***	29.539	1:22.678	**(2)**	86.17	0.047	15:22:50.033

P22 64 2 Iain DAVIS — Yamaha TZR250SPR -

IDEAL LAP TIME : 1:23.340 BEST LAP TIME : 1:23.394 DIFFERENCE : 0.054

LAP	SECTOR 1	SECTOR 2	LAP TIME		MPH	DIFF	TIME OF DAY
1 -		30.458	1:53.969		62.51	30.575	15:14:28.425
2 -	55.048	30.018	1:25.066		83.75	1.672	15:15:53.491
3 -	***53.670***	29.724	***1:23.394***	**(1)**	***85.43***		***15:17:16.885***
4 -	54.328	29.901	1:24.229	**(2)**	84.58	0.835	15:18:41.114
5 -	54.596	***29.670***	1:24.266	**(3)**	84.54	0.872	15:20:05.380
6 -	54.157	30.204	1:24.361		84.45	0.967	15:21:29.741

P23 99 2 Calvin HOGAN — Yamaha TZR 250 - F.G Racing by Taymar M/c's

IDEAL LAP TIME : 1:23.551 BEST LAP TIME : 1:23.676 DIFFERENCE : 0.125

LAP	SECTOR 1	SECTOR 2	LAP TIME		MPH	DIFF	TIME OF DAY
1 -		30.199	1:52.724		63.20	29.048	15:14:27.180
2 -	54.323	30.219	1:24.542	**(3)**	84.27	0.866	15:15:51.722
3 -	53.805	30.147	1:23.952	**(2)**	84.86	0.276	15:17:15.674
4 -	53.992	31.822	1:25.814		83.02	2.138	15:18:41.488
5 -	53.756	***29.920***	***1:23.676***	**(1)**	***85.14***		***15:20:05.164***
6 -	***53.631***	31.066	1:24.697		84.11	1.021	15:21:29.861

P24 756 2 Geoff MOOK — Maxton Yamaha TZ 350 -

IDEAL LAP TIME : 1:21.542 BEST LAP TIME : 1:22.210 DIFFERENCE : 0.668

LAP	SECTOR 1	SECTOR 2	LAP TIME		MPH	DIFF	TIME OF DAY
1 -		29.886	1:51.680		63.79	29.470	15:14:26.136
2 -	53.247	29.331	1:22.578	**(3)**	86.27	0.368	15:15:48.714
3 -	52.808	29.402	***1:22.210***	**(1)**	***86.66***		***15:17:10.924***
4 -	53.007	***29.245***	1:22.252	**(2)**	86.61	0.042	15:18:33.176
5 -	***52.297***	39.449	1:31.746		77.65	9.536	15:20:04.922
6 -	54.062	32.210	1:26.272		82.58	4.062	15:21:31.194

P25 112 4 Sam CAUVIN — Honda CB500 - BC excavations

IDEAL LAP TIME : 1:24.116 BEST LAP TIME : 1:24.116 DIFFERENCE : 0.000

LAP	SECTOR 1	SECTOR 2	LAP TIME		MPH	DIFF	TIME OF DAY
1 -		30.150	1:54.434		62.25	30.318	15:14:28.890
2 -	54.707	30.462	1:25.169		83.65	1.053	15:15:54.059
3 -	54.295	30.490	1:24.785	**(3)**	84.03	0.669	15:17:18.844
4 -	54.121	30.789	1:24.910		83.90	0.794	15:18:43.754
5 -	***54.046***	***30.070***	***1:24.116***	**(1)**	***84.70***		***15:20:07.870***
6 -	54.263	30.084	1:24.347	**(2)**	84.46	0.231	15:21:32.217

BMCRC - MRO Championships - Rnd 6 @ Donington Park National

Open 500 & Rookie 600

RACE 9 - SECTOR ANALYSIS

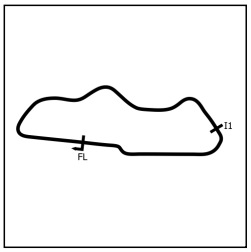

SECTOR 1 = FL to I1, SECTOR 2 = I1 to FL, DIFF = Difference To Personal Best Lap, P = Crossed Finish Line in Pit Lane, D = Time Disallowed

P26 67 4 Simon HARVEY — Kawasaki ZX4RR - HCL Car Sales - Dymag

IDEAL LAP TIME : 1:26.215 BEST LAP TIME : 1:26.215 DIFFERENCE : 0.000

LAP	SECTOR 1	SECTOR 2	LAP TIME	MPH	DIFF	TIME OF DAY
1 -		30.430	1:57.339	60.71	31.124	15:14:31.795
2 -	57.234	30.477	1:27.711 (3)	81.22	1.496	15:15:59.506
3 -	57.630	30.842	1:28.472	80.52	2.257	15:17:27.978
4 -	57.408	30.781	1:28.189	80.78	1.974	15:18:56.167
5 -	***56.135***	***30.080***	***1:26.215 (1)***	***82.63***		***15:20:22.382***
6 -	56.264	30.193	1:26.457 (2)	82.40	0.242	15:21:48.839

P27 577 4 Richard BUCKHAM — Kawasaki 400 ZXRR -

IDEAL LAP TIME : 1:27.333 BEST LAP TIME : 1:27.333 DIFFERENCE : 0.000

LAP	SECTOR 1	SECTOR 2	LAP TIME	MPH	DIFF	TIME OF DAY
1 -		30.931	1:56.242	61.29	28.909	15:14:30.698
2 -	56.730	31.535	1:28.265 (3)	80.71	0.932	15:15:58.963
3 -	57.560	31.241	1:28.801	80.23	1.468	15:17:27.764
4 -	57.079	31.910	1:28.989	80.06	1.656	15:18:56.753
5 -	***56.582***	***30.751***	***1:27.333 (1)***	***81.58***		***15:20:24.086***
6 -	56.644	31.097	1:27.741 (2)	81.20	0.408	15:21:51.827

P28 82 4 Jack WOLFF — Honda CB500 -

IDEAL LAP TIME : 1:27.223 BEST LAP TIME : 1:27.385 DIFFERENCE : 0.162

LAP	SECTOR 1	SECTOR 2	LAP TIME	MPH	DIFF	TIME OF DAY
1 -		***30.939***	1:56.915	60.93	29.530	15:14:31.371
2 -	56.473	31.480	1:27.953 (3)	81.00	0.568	15:15:59.324
3 -	58.224	31.608	1:29.832	79.31	2.447	15:17:29.156
4 -	56.803	31.548	1:28.351	80.64	0.966	15:18:57.507
5 -	56.307	31.078	***1:27.385 (1)***	***81.53***		***15:20:24.892***
6 -	***56.284***	31.189	1:27.473 (2)	81.44	0.088	15:21:52.365

P29 390 4 Robert EILBECK — KTM RC 390 -

IDEAL LAP TIME : 1:27.269 BEST LAP TIME : 1:27.290 DIFFERENCE : 0.021

LAP	SECTOR 1	SECTOR 2	LAP TIME	MPH	DIFF	TIME OF DAY
1 -		31.983	2:00.053	59.34	32.763	15:14:34.509
2 -	57.612	32.033	1:29.645	79.47	2.355	15:16:04.154
3 -	56.636	31.513	1:28.149	80.82	0.859	15:17:32.303
4 -	56.702	31.178	1:27.880 (3)	81.07	0.590	15:19:00.183
5 -	***56.109***	31.181	***1:27.290 (1)***	***81.62***		***15:20:27.473***
6 -	56.229	***31.160***	1:27.389 (2)	81.52	0.099	15:21:54.862

P30 162 R600 David HEATON — Triumph Daytona 675R -

IDEAL LAP TIME : 1:16.593 BEST LAP TIME : 1:16.785 DIFFERENCE : 0.192

LAP	SECTOR 1	SECTOR 2	LAP TIME	MPH	DIFF	TIME OF DAY
1 -		27.403	1:21.679	87.22	4.894	15:13:56.135
2 -	***49.479***	27.306	***1:16.785 (1)***	***92.78***		***15:15:12.920***
3 -	50.047	***27.114***	1:17.161 (2)	92.33	0.376	15:16:30.081
4 -	49.534					

P31 911 2 Adam SHERIFF — - KBS motorsport

IDEAL LAP TIME : 1:35.860 BEST LAP TIME : DIFFERENCE :

LAP	SECTOR 1	SECTOR 2	LAP TIME	MPH	DIFF	TIME OF DAY
1 -		***29.861***	1:50.471	64.49		15:14:24.927
2 -	***1:05.999***	IN PIT	1:51.450 **P**	63.92		15:16:16.377

Weather / Track : Bright / Dry

Donington Park National: 1.9790 miles
Date: 25/07/2026 Start: 15:12 Finish: 15:21

BMCRC - MRO Championships - Rnd 6 @ Donington Park National

Open 500 & Rookie 600

RACE 9 - BEST SECTORS

	SECTOR 1		SECTOR 2	
POS	NO	TIME	NO	TIME
1	17	48.307	65	26.317
2	289	48.351	17	26.418
3	65	48.504	289	26.421
4	55	49.205	611	26.527
5	611	49.323	55	26.983
6	162	49.479	162	27.114
7	14	49.599	79	27.328
8	79	49.659	14	27.382
9	115	50.152	808	27.515
10	62	50.898	62	27.695
11	808	51.144	115	28.143
12	5	52.257	5	28.183
13	756	52.297	56	28.530
14	26	52.556	88	28.759
15	88	52.998	191	28.907
16	191	53.139	15	29.163
17	15	53.192	41	29.164
18	41	53.228	26	29.198
19	56	53.518	756	29.245
20	99	53.631	42	29.274
21	42	53.664	157	29.432
22	64	53.670	64	29.670
23	112	54.046	911	29.861
24	10	54.902	99	29.920
25	157	55.171	112	30.070
26	802	55.748	67	30.080
27	390	56.109	802	30.181
28	67	56.135	10	30.284
29	82	56.284	577	30.751
30	577	56.582	82	30.939
31	911	1:05.999	390	31.160

IDEAL / BEST COMPARISON

POS	NO	NAME	IDEAL	BEST	DIFF
		PERFECT LAP	**1:14.624**		
1	17	MORRIS	1:14.725	1:14.725	0.000
2	289	CHURCHER	1:14.772	1:14.772	0.000
3	65	HALL	1:14.821	1:14.873	0.052
4	611	COOPER	1:15.850	1:15.850	0.000
5	55	ROCHE	1:16.188	1:16.214	0.026
6	162	HEATON	1:16.593	1:16.785	0.192
7	14	DUNN	1:16.981	1:17.121	0.140
8	79	CRONE	1:16.987	1:16.987	0.000
9	115	DONKERSLEY	1:18.295	1:18.295	0.000
10	62	HARGREAVES	1:18.593	1:18.902	0.309
11	808	BICKERTON	1:18.659	1:19.133	0.474
12	5	FELL	1:20.440	1:21.076	0.636
13	756	MOOK	1:21.542	1:22.210	0.668
14	26	LEE	1:21.754	1:21.852	0.098
15	88	PRINOS	1:21.757	1:21.927	0.170
16	191	KELLY	1:22.046	1:22.631	0.585
17	56	GOFF	1:22.048	1:22.356	0.308
18	15	SMITH	1:22.355	1:22.494	0.139
19	41	BAINBOROUGH	1:22.392	1:22.598	0.206
20	42	HEMPHILL	1:22.938	1:23.076	0.138
21	64	DAVIS	1:23.340	1:23.394	0.054
22	99	HOGAN	1:23.551	1:23.676	0.125
23	112	CAUVIN	1:24.116	1:24.116	0.000
24	157	McSHANE	1:24.603	1:24.663	0.060
25	10	HALFORD	1:25.186	1:25.550	0.364
26	802	BOSWELL	1:25.929	1:25.929	0.000
27	67	HARVEY	1:26.215	1:26.215	0.000
28	82	WOLFF	1:27.223	1:27.385	0.162
29	390	EILBECK	1:27.269	1:27.290	0.021
30	577	BUCKHAM	1:27.333	1:27.333	0.000
31	911	SHERIFF			

Weather / Track : Bright / Dry

Donington Park National: 1.9790 miles
Date: 25/07/2026 Start: 15:12 Finish: 15:21

Results can be found at www.tsl-timing.com

Printed - 15:24 Saturday, 25 July 2026

BMCRC - MRO Championships - Rnd 6 @ Donington Park National

Open 500 & Rookie 600

RACE 9 - STATISTICS

Competitors Started	31
Planned Start	2026-07-25 @ 14:27:00.000
Actual Start	2026-07-25 @ 15:12:34.455
Finish Time	2026-07-25 @ 15:21:27.550
Track Length	1.9790mi.
Total Laps	200
Total Distance Covered	395.8134mi.

Session Fastest Lap History

NO	CL	NAME	LAP TIME	TIME OF DAY	LAP	VEHICLE
65	R600	**Albert HALL**	**1:14.986**	15:15:07.592	2	Yamaha YZF-R6
17	R600	**Andrew MORRIS**	**1:14.865**	15:15:08.157	2	Honda CBR 600 RR
289	R600	**Sam CHURCHER**	**1:14.772**	15:15:08.792	2	Yamaha R6
17	R600	**Andrew MORRIS**	**1:14.725**	15:16:22.882	3	Honda CBR 600 RR

Session Leader History

NO	CL	NAME	FROM LAP	LAPS LED	DISTANCE	VEHICLE
65	R600	**Albert HALL**	1	7	13.81 miles	Yamaha YZF-R6

Flag History

TYPE	TIME OF DAY
GREEN	15:12:34.455
FINISH	15:21:27.550

Flag Statistics

TYPE	COUNT	TOTAL LAPS	TOTAL TIME
Green	1	7	10:30.855
Red	0	0	0.000
Safety Car	0	0	0.000
FCY	0	0	0.000

Weather / Track : Bright / Dry

Donington Park National: 1.9790 miles
Date: 25/07/2026 Start: 15:12 Finish: 15:21

BMCRC - MRO Championships - Rnd 6 @ Donington Park National

Open 500 & Rookie 600

RACE 9 - STATISTICS

CLASS : 2

10 Starters

Fastest Lap History

NO	NAME	LAP TIME	TIME OF DAY	LAP	VEHICLE
14	**Bruce DUNN**	**1:17.810**	15:15:37.961	2	Yamaha TZ250
14	**Bruce DUNN**	**1:17.552**	15:20:50.921	6	Yamaha TZ250
14	**Bruce DUNN**	**1:17.121**	15:22:08.042	7	Yamaha TZ250

Leader History

NO	NAME	FROM LAP	LAPS LED	DISTANCE	VEHICLE
14	**Bruce DUNN**	1	7	13.81 miles	Yamaha TZ250

Weather / Track : Bright / Dry

Donington Park National: 1.9790 miles
Date: 25/07/2026 Start: 15:12 Finish: 15:21

BMCRC - MRO Championships - Rnd 6 @ Donington Park National

Open 500 & Rookie 600

RACE 9 - STATISTICS

CLASS : 4

8 Starters

Fastest Lap History

NO	NAME	LAP TIME	TIME OF DAY	LAP	VEHICLE
79	**Sean CRONE**	**1:17.943**	15:15:38.372	2	Kawasaki ZX4RR
79	**Sean CRONE**	**1:17.531**	15:20:51.269	6	Kawasaki ZX4RR
79	**Sean CRONE**	**1:16.987**	15:22:08.256	7	Kawasaki ZX4RR

Leader History

NO	NAME	FROM LAP	LAPS LED	DISTANCE	VEHICLE
79	**Sean CRONE**	1	7	13.81 miles	Kawasaki ZX4RR

BMCRC - MRO Championships - Rnd 6 @ Donington Park National

Open 500 & Rookie 600

RACE 9 - STATISTICS

CLASS : R600

13 Starters

Fastest Lap History

NO	NAME	LAP TIME	TIME OF DAY	LAP	VEHICLE
65	**Albert HALL**	**1:14.986**	15:15:07.592	2	Yamaha YZF-R6
17	**Andrew MORRIS**	**1:14.865**	15:15:08.157	2	Honda CBR 600 RR
289	**Sam CHURCHER**	**1:14.772**	15:15:08.792	2	Yamaha R6
17	**Andrew MORRIS**	**1:14.725**	15:16:22.882	3	Honda CBR 600 RR

Leader History

NO	NAME	FROM LAP	LAPS LED	DISTANCE	VEHICLE
65	**Albert HALL**	1	7	13.81 miles	Yamaha YZF-R6

Weather / Track : Bright / Dry

Donington Park National: 1.9790 miles
Date: 25/07/2026 Start: 15:12 Finish: 15:21

BMCRC - MRO Championships - Rnd 6 @ Donington Park National

Open 500 & Rookie 600

RACE 18 - GRID (7 Laps)



These results are provisional until the conclusion of any judicial and technical matters.

Donington Park National: 1.9790 miles

Clerk Of Course: Caroline Patterson / Andy Brown	Timekeeper: Richard Evans	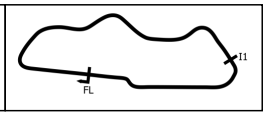

Results can be found at www.tsl-timing.com

Printed - 15:30 Saturday, 25 July 2026

BMCRC - MRO Championships - Rnd 6 @ Donington Park National

Open 500 & Rookie 600

RACE 18 - CLASSIFICATION

Race Distance: 7 Laps / 13.85 miles

POS	NO	CL	PIC	NAME	ENTRY	LAPS	TIME	GAP	DIFF	MPH	BEST	ON	GRD	↑↓
1	17	R600	1	Andrew MORRIS	Honda CBR 600 RR - House to Home	7	8:53.685			93.19	1:15.321	2	1	0
2	65	R600	2	Albert HALL	Yamaha YZF-R6 -	7	8:54.449	0.764	0.764	93.06	1:15.080	4	3	1
3	611	R600	3	Lewis COOPER	Yamaha R6 -	7	8:54.647	0.962	0.198	93.02	1:15.037	4	4	1
4	55	R600	4	Timothy ROCHE	Yamaha R6 -	7	9:00.900	7.215	6.253	91.95	1:16.038	4	5	1
5	289	R600	5	Sam CHURCHER	Yamaha R6 - SC FLOORING	7	9:02.451	8.766	1.551	91.68	1:15.373	2	2	-3
6	162	R600	6	David HEATON	Triumph Daytona 675R -	7	9:15.736	22.051	13.285	89.49	1:18.031	3	6	0
7	808	R600	7	Steven BICKERTON	Yamaha R6 -	7	9:21.970	28.285	6.234	88.50	1:18.795	7	8	1
8	62	R600	8	James HARGREAVES	Honda CBR 600 RR -	7	9:22.405	28.720	0.435	88.43	1:19.367	7	7	-1
9	14	2	1	Bruce DUNN	Yamaha TZ250 - VHM UK	7	9:33.213	39.528	10.808	86.76	1:17.241	3	17	8
10	79	4	1	Sean CRONE	Kawasaki ZX4RR - SC RACING	7	9:33.480	39.795	0.267	86.72	1:17.497	6	16	6
11	10	R600	9	Zack HALFORD	Triumph Daytona -	7	9:44.700	51.015	11.220	85.06	1:22.127	7	12	1
12	42	R600	10	James HEMPHILL	Yamaha R6 -	7	9:49.353	55.668	4.653	84.39	1:22.460	3	10	-2
13	115	4	2	Jake DONKERSLEY	Kawasaki ZX4RR -	7	9:49.928	56.243	0.575	84.30	1:19.563	2	18	5
14	5	2	2	Peter FELL	Honda NX5 -	7	9:56.165	1:02.480	6.237	83.42	1:20.433	5	19	5
15	26	2	3	Damian LEE	Yamaha TZR250 - Leed Autos	7	10:02.435	1:08.750	6.270	82.55	1:21.472	2	20	5
16	157	R600	11	Shaun McSHANE	Yamaha R6 -	7	10:03.856	1:10.171	1.421	82.36	1:24.467	2	11	-5
17	756	2	4	Geoff MOOK	Maxton Yamaha TZ 350 -	7	10:13.674	1:19.989	9.818	81.04	1:22.799	3	22	5
18	88	2	5	George PRINOS	Yamaha TZ250 - KAPPA PLANNING LTD	7	10:14.301	1:20.616	0.627	80.96	1:22.370	2	21	3
19	15	2	6	Nick SMITH	Kawasaki KR-1S - Hi-Precision Engineering Ltd	7	10:14.829	1:21.144	0.528	80.89	1:23.196	4	23	4
20	41	4	3	Euan BAINBOROUGH	Kawasaki NINJA 400 -	7	10:15.130	1:21.445	0.301	80.85	1:22.960	2	24	4
21	99	2	7	Calvin HOGAN	Yamaha TZR 250 - F.G Racing by Taymar M/c's	6	8:53.958	1 Lap	1 Lap	79.80	1:23.588	3	27	6
22	911	2	8	Adam SHERIFF	- KBS motorsport	6	8:55.161	1 Lap	1.203	79.62	1:23.681	3	31	9
23	67	4	4	Simon HARVEY	Kawasaki ZX4RR - HCL Car Sales - Dymag	6	8:57.408	1 Lap	2.247	79.29	1:23.535	4	29	6
24	64	2	9	Iain DAVIS	Yamaha TZR250SPR -	6	8:58.908	1 Lap	1.500	79.06	1:24.193	4	26	2
25	82	4	5	Jack WOLFF	Honda CB500 -	6	9:13.354	1 Lap	14.446	77.00	1:26.076	2	33	8
26	577	4	6	Richard BUCKHAM	Kawasaki 400 ZXRR -	6	9:19.329	1 Lap	5.975	76.18	1:27.468	5	32	6
27	390	4	7	Robert EILBECK	KTM RC 390 -	6	9:20.471	1 Lap	1.142	76.02	1:27.687	2	30	3

NOT CLASSIFIED

DNF	191	2		Craig KELLY	Yamaha TZ250 -	6	9:43.021	1 Lap	22.550	73.08	1:22.948	2	25	
DNF	56	R600		Michael GOFF	Yamaha R6 13S - MG Commercials	5	6:46.018	2 Laps	1 Lap	87.40	1:19.599	3	9	
DNF	112	4		Sam CAUVIN	Honda CB500 - BC excavations	4	6:04.072	3 Laps	1 Lap	77.90	1:23.094	2	28	

NOT STARTED

NS	802	R600		Lee BOSWELL	Triumph Daytona 675 -								13	
NS	68	R600		Chris PRITCHARD	Triumph Daytona -								14	
NS	207	R600		Simon GRUBER	Yamaha R6 - Mono Motorcycles								15	
NS	25	2		Haydon SMITH	Yamaha TZ 250 3YL - HI-Precision Engineering Ltd								34	
NS	3	4		Becky McKENZIE	Honda RVF 400 -								35	
NS	12	2		Adrian MARTIN	Yamaha TZ250 - Strategic business development &support lt								36	

FASTEST LAP

	611	R600	Lewis COOPER	Yamaha R6 -	4	1:15.037	94.94 mph	152.80 kph	
	14	2	Bruce DUNN	Yamaha TZ250 - VHM UK	3	1:17.241	92.23 mph	148.44 kph	
	79	4	Sean CRONE	Kawasaki ZX4RR - SC RACING	6	1:17.497	91.93 mph	147.95 kph	

Class R600 - 92.5% of Race Speed = 86.20 mph
Class 2 - 92.5% of Race Speed = 80.25 mph
Class 4 - 92.5% of Race Speed = 80.21 mph

Weather / Track : Cloudy / Dry
These results are provisional until the conclusion of any judicial and technical matters.

Date: 25/07/2026 Start: 18:05 Finish: 18:14
Donington Park National: 1.9790 miles

Clerk Of Course: Caroline Patterson / Andy Brown

Timekeeper: Richard Evans

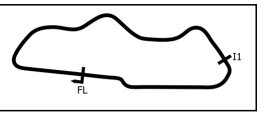

Results can be found at www.tsl-timing.com

Printed - 18:23 Saturday, 25 July 2026

BMCRC - MRO Championships - Rnd 6 @ Donington Park National

Open 500 & Rookie 600

RACE 18 - CLASSIFICATION

Race Distance: 7 Laps / 13.85 miles

Class R600 - 92.5% of Race Speed = 86.20 mph
Class 2 - 92.5% of Race Speed = 80.25 mph
Class 4 - 92.5% of Race Speed = 80.21 mph

Weather / Track : Cloudy / Dry
These results are provisional until the conclusion of any judicial and technical matters.

Date: 25/07/2026 Start: 18:05 Finish: 18:14
Donington Park National: 1.9790 miles

Clerk Of Course: Caroline Patterson / Andy Brown	Timekeeper: Richard Evans	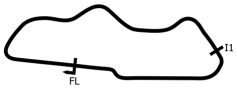

BMCRC - MRO Championships - Rnd 6 @ Donington Park National

Open 500 & Rookie 600

RACE 18 - LAP CHART

LAP 1 @ 18:07:10.027

NO	BEHIND	LAP TIME
65		1:18.921
611	0.385	1:19.306
289	0.856	1:19.777
17	1.208	1:20.129
55	2.207	1:21.128
162	3.317	1:22.238
62	5.268	1:24.189
56	6.339	1:25.260
808	7.456	1:26.377
42	7.668	1:26.589
10	8.808	1:27.729
157	10.637	1:29.558
79	26.278	1:45.199
14	27.523	1:46.444
115	29.090	1:48.011
5	30.102	1:49.023
26	31.714	1:50.635
88	32.088	1:51.009
15	33.277	1:52.198
191	33.566	1:52.487
756	34.246	1:53.167
911	34.441	1:53.362
41	34.612	1:53.533
112	35.300	1:54.221
99	35.413	1:54.334
67	36.364	1:55.285
64	37.273	1:56.194
82	37.804	1:56.725
577	39.973	1:58.894
390	41.282	2:00.203

LAP 2 @ 18:08:25.366

NO	BEHIND	LAP TIME
65		1:15.339
611	0.186	1:15.140
289	0.890	1:15.373
17	1.190	1:15.321
55	3.103	1:16.235
162	6.351	1:18.373
62	10.363	1:20.434
56	11.068	1:20.068
808	12.503	1:20.386
42	15.125	1:22.796
10	15.993	1:22.524
157	19.765	1:24.467
79	29.106	1:18.167
14	30.140	1:17.956
115	33.314	1:19.563
5	36.102	1:21.339
26	37.847	1:21.472
88	39.119	1:22.370
191	41.175	1:22.948
15	41.445	1:23.507
756	42.068	1:23.161
41	42.233	1:22.960
911	42.995	1:23.893
112	43.055	1:23.094
99	43.735	1:23.661
67	45.153	1:24.128
64	46.694	1:24.760
82	48.541	1:26.076
577	52.992	1:28.358
390	53.630	1:27.687

LAP 3 @ 18:09:41.021

NO	BEHIND	LAP TIME
65		1:15.655
611	0.155	1:15.624
17	0.884	1:15.349
289	1.065	1:15.830
55	3.869	1:16.421
162	8.727	1:18.031
62	14.396	1:19.688
56	15.012	1:19.599
808	15.751	1:18.903
42	21.930	1:22.460
10	22.921	1:22.583
157	28.967	1:24.857
79	31.161	1:17.710
14	31.726	1:17.241
115	37.762	1:20.103
5	41.413	1:20.966
26	44.170	1:21.978
88	47.700	1:24.236
191	48.567	1:23.047
756	49.212	1:22.799
15	49.574	1:23.784
41	49.693	1:23.115
112	50.853	1:23.453
911	51.021	1:23.681
99	51.668	1:23.588
67	53.369	1:23.871
64	55.312	1:24.273
82	59.890	1:27.004
577	1:05.001	1:27.664
390	1:05.746	1:27.771

LAP 4 @ 18:10:56.101

NO	BEHIND	LAP TIME
65		1:15.080
611	0.112	1:15.037
17	1.146	1:15.342
289	1.480	1:15.495
55	4.827	1:16.038
162	12.613	1:18.966
62	19.145	1:19.829
56	19.581	1:19.649
808	19.667	1:18.996
42	30.387	1:23.537
10	31.653	1:23.812
14	34.130	1:17.484
79	34.476	1:18.395
157	39.809	1:25.922
115	42.594	1:19.912
5	47.001	1:20.668
26	51.006	1:21.916
88	56.511	1:23.891
191	56.879	1:23.392
756	57.266	1:23.134
15	57.690	1:23.196
41	57.938	1:23.325
112	59.077	1:23.304
911	1:00.610	1:24.669
99	1:00.723	1:24.135
67	1:01.824	1:23.535
64	1:04.425	1:24.193
82	1:12.263	1:27.453

LAP 5 @ 18:12:12.166

NO	BEHIND	LAP TIME
65		1:16.065
17	0.403	1:15.322
611	0.416	1:16.369
289	0.930	1:15.515
577	1 Lap	1:29.116
390	1 Lap	1:28.979
55	4.931	1:16.169
162	15.462	1:18.914
62	22.501	1:19.421
808	23.270	1:19.668
56	24.958	1:21.442
14	36.313	1:18.248
79	37.307	1:18.896
42	38.376	1:24.054
10	38.408	1:22.820
115	47.160	1:20.631
157	49.506	1:25.762
5	51.369	1:20.433
26	56.435	1:21.494
88	1:05.077	1:24.631
756	1:05.242	1:24.041
15	1:05.763	1:24.138
41	1:05.840	1:23.967
191	1:07.147	1:26.333
99	1:08.709	1:24.051
911	1:08.715	1:24.170
67	1:10.891	1:25.132
64	1:12.703	1:24.343

LAP 6 @ 18:13:28.258

NO	BEHIND	LAP TIME
65		1:16.092
17	0.094	1:15.783
611	0.145	1:15.821
289	1.378	1:16.540
55	6.915	1:18.076
82	1 Lap	1:28.225
577	1 Lap	1:27.468
390	1 Lap	1:28.119
162	18.276	1:18.906
62	25.886	1:19.477
808	26.023	1:18.845
14	38.259	1:18.038
79	38.712	1:17.497
10	45.421	1:23.105
42	47.659	1:25.375
115	51.300	1:20.232
5	56.722	1:21.445
157	59.829	1:26.415
26	1:02.892	1:22.549
756	1:12.303	1:23.153
88	1:13.314	1:24.329
15	1:13.547	1:23.876
41	1:13.750	1:24.002

LAP 7 @ 18:14:44.791

NO	BEHIND	LAP TIME
17		1:16.439
99	1 Lap	1:24.189
65	0.764	1:17.297
611	0.962	1:17.350
911	1 Lap	1:25.386
67	1 Lap	1:25.457
64	1 Lap	1:25.145
55	7.215	1:16.833
289	8.766	1:23.921
82	1 Lap	1:27.871
162	22.051	1:20.308
577	1 Lap	1:27.829
390	1 Lap	1:27.712
808	28.285	1:18.795
62	28.720	1:19.367
14	39.528	1:17.802
79	39.795	1:17.616
191	1 Lap	2:14.814 **P**
10	51.015	1:22.127
42	55.668	1:24.542
115	56.243	1:21.476
5	1:02.480	1:22.291
26	1:08.750	1:22.391
157	1:10.171	1:26.875
756	1:19.989	1:24.219
88	1:20.616	1:23.835
15	1:21.144	1:24.130
41	1:21.445	1:24.228

Weather / Track : Cloudy / Dry

Donington Park National: 1.9790 miles
Date: 25/07/2026 Start: 18:05 Finish: 18:14

Results can be found at www.tsl-timing.com

Printed - 18:26 Saturday, 25 July 2026

BMCRC - MRO Championships - Rnd 6 @ Donington Park National

Open 500 & Rookie 600

RACE 18 - POSITION CHART

No	Name	Lap Pos	1	2	3	4	5	6	7
17	MORRIS	1	65	65	65	65	65	65	17
289	CHURCHER	2	611	611	611	611	17	17	65
65	HALL	3	289	289	17	17	611	611	611
611	COOPER	4	17	17	289	289	289	289	55
55	ROCHE	5	55	55	55	55	55	55	289
162	HEATON	6	162	162	162	162	162	162	162
62	HARGREAVES	7	62	62	62	62	62	62	808
808	BICKERTON	8	56	56	56	56	808	808	62
56	GOFF	9	808	808	808	808	56	14	14
42	HEMPHILL	10	42	42	42	42	14	79	79
157	McSHANE	11	10	10	10	10	79	10	10
10	HALFORD	12	157	157	157	14	42	42	42
802	BOSWELL	13	79	79	79	79	10	115	115
68	PRITCHARD	14	14	14	14	157	115	5	5
207	GRUBER	15	115	115	115	115	157	157	26
79	CRONE	16	5	5	5	5	5	26	157
14	DUNN	17	26	26	26	26	26	756	756
115	DONKERSLEY	18	88	88	88	88	88	88	88
5	FELL	19	15	191	191	191	756	15	15
26	LEE	20	191	15	756	756	15	41	41
88	PRINOS	21	756	756	15	15	41	99	
756	MOOK	22	911	41	41	41	191	911	
15	SMITH	23	41	911	112	112	99	67	
41	BAINBOROUGH	24	112	112	911	911	911	64	
191	KELLY	25	99	99	99	99	67	82	
64	DAVIS	26	67	67	67	67	64	577	
99	HOGAN	27	64	64	64	64	82	390	
112	CAUVIN	28	82	82	82	82	577	*191*	
67	HARVEY	29	577	577	577	577	390		
390	EILBECK	30	390	390	390	390			
911	SHERIFF	31							
577	BUCKHAM	32							
82	WOLFF	33							
25	SMITH	34							
3	McKENZIE	35							
12	MARTIN	36							

Weather / Track : Cloudy / Dry

Donington Park National: 1.9790 miles
Date: 25/07/2026 Start: 18:05 Finish: 18:14

Results can be found at www.tsl-timing.com

Printed - 18:27 Saturday, 25 July 2026

BMCRC - MRO Championships - Rnd 6 @ Donington Park National

Open 500 & Rookie 600

RACE 18 - SECTOR ANALYSIS

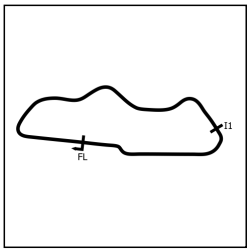

SECTOR 1 = FL to I1, SECTOR 2 = I1 to FL, DIFF = Difference To Personal Best Lap, P = Crossed Finish Line in Pit Lane, D = Time Disallowed

P1 17 R600 Andrew MORRIS

Honda CBR 600 RR - House to Home

IDEAL LAP TIME : 1:14.537 BEST LAP TIME : 1:15.321 DIFFERENCE : 0.784

LAP	SECTOR 1	SECTOR 2	LAP TIME	MPH	DIFF	TIME OF DAY
1 -		26.927	1:20.129	88.91	4.808	18:07:11.235
2 -	48.989	***26.332***	***1:15.321*** ***(1)***	***94.59***		***18:08:26.556***
3 -	48.472	26.877	1:15.349	94.55	0.028	18:09:41.905
4 -	48.612	26.730	1:15.342 **(3)**	94.56	0.021	18:10:57.247
5 -	***48.205***	27.117	1:15.322 **(2)**	94.58	0.001	18:12:12.569
6 -	49.384	26.399	1:15.783	94.01	0.462	18:13:28.352
7 -	49.548	26.891	1:16.439	93.20	1.118	18:14:44.791

P2 65 R600 Albert HALL

Yamaha YZF-R6 -

IDEAL LAP TIME : 1:14.879 BEST LAP TIME : 1:15.080 DIFFERENCE : 0.201

LAP	SECTOR 1	SECTOR 2	LAP TIME	MPH	DIFF	TIME OF DAY
1 -		26.719	1:18.921	90.27	3.841	18:07:10.027
2 -	48.858	***26.481***	1:15.339 **(2)**	94.56	0.259	18:08:25.366
3 -	48.956	26.699	1:15.655 **(3)**	94.17	0.575	18:09:41.021
4 -	***48.398***	26.682	***1:15.080*** ***(1)***	***94.89***		***18:10:56.101***
5 -	48.785	27.280	1:16.065	93.66	0.985	18:12:12.166
6 -	49.579	26.513	1:16.092	93.63	1.012	18:13:28.258
7 -	50.212	27.085	1:17.297	92.17	2.217	18:14:45.555

P3 611 R600 Lewis COOPER

Yamaha R6 -

IDEAL LAP TIME : 1:14.744 BEST LAP TIME : 1:15.037 DIFFERENCE : 0.293

LAP	SECTOR 1	SECTOR 2	LAP TIME	MPH	DIFF	TIME OF DAY
1 -		26.887	1:19.306	89.83	4.269	18:07:10.412
2 -	48.848	26.292	1:15.140 **(2)**	94.81	0.103	18:08:25.552
3 -	49.014	26.610	1:15.624 **(3)**	94.21	0.587	18:09:41.176
4 -	***48.516***	26.521	***1:15.037*** ***(1)***	***94.94***		***18:10:56.213***
5 -	48.886	27.483	1:16.369	93.29	1.332	18:12:12.582
6 -	49.593	***26.228***	1:15.821	93.96	0.784	18:13:28.403
7 -	50.520	26.830	1:17.350	92.10	2.313	18:14:45.753

P4 55 R600 Timothy ROCHE

Yamaha R6 -

IDEAL LAP TIME : 1:16.035 BEST LAP TIME : 1:16.038 DIFFERENCE : 0.003

LAP	SECTOR 1	SECTOR 2	LAP TIME	MPH	DIFF	TIME OF DAY
1 -		27.298	1:21.128	87.81	5.090	18:07:12.234
2 -	49.126	27.109	1:16.235 **(3)**	93.45	0.197	18:08:28.469
3 -	49.174	27.247	1:16.421	93.22	0.383	18:09:44.890
4 -	48.943	***27.095***	***1:16.038*** ***(1)***	***93.69***		***18:11:00.928***
5 -	***48.940***	27.229	1:16.169 **(2)**	93.53	0.131	18:12:17.097
6 -	50.568	27.508	1:18.076	91.25	2.038	18:13:35.173
7 -	49.517	27.316	1:16.833	92.72	0.795	18:14:52.006

P5 289 R600 Sam CHURCHER

Yamaha R6 - SC FLOORING

IDEAL LAP TIME : 1:14.911 BEST LAP TIME : 1:15.373 DIFFERENCE : 0.462

LAP	SECTOR 1	SECTOR 2	LAP TIME	MPH	DIFF	TIME OF DAY
1 -		26.933	1:19.777	89.30	4.404	18:07:10.883
2 -	48.906	***26.467***	***1:15.373*** ***(1)***	***94.52***		***18:08:26.256***
3 -	48.668	27.162	1:15.830	93.95	0.457	18:09:42.086
4 -	***48.444***	27.051	1:15.495 **(2)**	94.37	0.122	18:10:57.581
5 -	48.510	27.005	1:15.515 **(3)**	94.34	0.142	18:12:13.096
6 -	49.885	26.655	1:16.540	93.08	1.167	18:13:29.636
7 -	56.709	27.212	1:23.921	84.89	8.548	18:14:53.557

Weather / Track : Cloudy / Dry

Donington Park National: 1.9790 miles
Date: 25/07/2026 Start: 18:05 Finish: 18:14

BMCRC - MRO Championships - Rnd 6 @ Donington Park National

Open 500 & Rookie 600

RACE 18 - SECTOR ANALYSIS

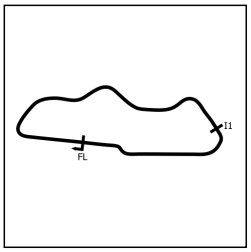

SECTOR 1 = FL to I1, SECTOR 2 = I1 to FL, DIFF = Difference To Personal Best Lap, P = Crossed Finish Line in Pit Lane, D = Time Disallowed

P6 162 R600 David HEATON

Triumph Daytona 675R -

IDEAL LAP TIME : 1:17.372 BEST LAP TIME : 1:18.031 DIFFERENCE : 0.659

LAP	SECTOR 1	SECTOR 2	LAP TIME	MPH	DIFF	TIME OF DAY
1 -		***27.121***	1:22.238	86.63	4.207	18:07:13.344
2 -	50.964	27.409	1:18.373 **(2)**	90.90	0.342	18:08:31.717
3 -	***50.251***	27.780	***1:18.031*** **(1)**	***91.30***		***18:09:49.748***
4 -	50.978	27.988	1:18.966	90.22	0.935	18:11:08.714
5 -	50.775	28.139	1:18.914	90.28	0.883	18:12:27.628
6 -	51.434	27.472	1:18.906 **(3)**	90.29	0.875	18:13:46.534
7 -	51.452	28.856	1:20.308	88.71	2.277	18:15:06.842

P7 808 R600 Steven BICKERTON

Yamaha R6 -

IDEAL LAP TIME : 1:18.506 BEST LAP TIME : 1:18.795 DIFFERENCE : 0.289

LAP	SECTOR 1	SECTOR 2	LAP TIME	MPH	DIFF	TIME OF DAY
1 -		28.456	1:26.377	82.48	7.582	18:07:17.483
2 -	52.380	28.006	1:20.386	88.63	1.591	18:08:37.869
3 -	51.387	27.516	1:18.903 **(3)**	90.29	0.108	18:09:56.772
4 -	51.538	27.458	1:18.996	90.18	0.201	18:11:15.768
5 -	52.217	27.451	1:19.668	89.42	0.873	18:12:35.436
6 -	51.454	***27.391***	1:18.845 **(2)**	90.36	0.050	18:13:54.281
7 -	***51.115***	27.680	***1:18.795*** **(1)**	***90.41***		***18:15:13.076***

P8 62 R600 James HARGREAVES

Honda CBR 600 RR -

IDEAL LAP TIME : 1:19.173 BEST LAP TIME : 1:19.367 DIFFERENCE : 0.194

LAP	SECTOR 1	SECTOR 2	LAP TIME	MPH	DIFF	TIME OF DAY
1 -		28.119	1:24.189	84.62	4.822	18:07:15.295
2 -	52.338	28.096	1:20.434	88.57	1.067	18:08:35.729
3 -	51.786	27.902	1:19.688	89.40	0.321	18:09:55.417
4 -	51.634	28.195	1:19.829	89.24	0.462	18:11:15.246
5 -	51.827	27.594	1:19.421 **(2)**	89.70	0.054	18:12:34.667
6 -	***51.591***	27.886	1:19.477 **(3)**	89.64	0.110	18:13:54.144
7 -	51.785	***27.582***	***1:19.367*** **(1)**	***89.76***		***18:15:13.511***

P9 14 2 Bruce DUNN

Yamaha TZ250 - VHM UK

IDEAL LAP TIME : 1:17.184 BEST LAP TIME : 1:17.241 DIFFERENCE : 0.057

LAP	SECTOR 1	SECTOR 2	LAP TIME	MPH	DIFF	TIME OF DAY
1 -		28.009	1:46.444	66.93	29.203	18:07:37.550
2 -	50.423	27.533	1:17.956	91.39	0.715	18:08:55.506
3 -	50.094	***27.147***	***1:17.241*** **(1)**	***92.23***		***18:10:12.747***
4 -	***50.037***	27.447	1:17.484 **(2)**	91.94	0.243	18:11:30.231
5 -	50.780	27.468	1:18.248	91.05	1.007	18:12:48.479
6 -	50.477	27.561	1:18.038	91.29	0.797	18:14:06.517
7 -	50.330	27.472	1:17.802 **(3)**	91.57	0.561	18:15:24.319

P10 79 4 Sean CRONE

Kawasaki ZX4RR - SC RACING

IDEAL LAP TIME : 1:17.393 BEST LAP TIME : 1:17.497 DIFFERENCE : 0.104

LAP	SECTOR 1	SECTOR 2	LAP TIME	MPH	DIFF	TIME OF DAY
1 -		27.952	1:45.199	67.72	27.702	18:07:36.305
2 -	50.250	27.917	1:18.167	91.14	0.670	18:08:54.472
3 -	50.175	27.535	1:17.710 **(3)**	91.68	0.213	18:10:12.182
4 -	50.238	28.157	1:18.395	90.88	0.898	18:11:30.577
5 -	50.923	27.973	1:18.896	90.30	1.399	18:12:49.473
6 -	***49.994***	27.503	***1:17.497*** **(1)**	***91.93***		***18:14:06.970***
7 -	50.217	***27.399***	1:17.616 **(2)**	91.79	0.119	18:15:24.586

BMCRC - MRO Championships - Rnd 6 @ Donington Park National

Open 500 & Rookie 600

RACE 18 - SECTOR ANALYSIS

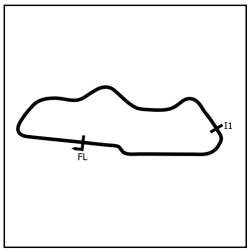

SECTOR 1 = FL to I1, SECTOR 2 = I1 to FL, DIFF = Difference To Personal Best Lap, P = Crossed Finish Line in Pit Lane, D = Time Disallowed

P11 10 R600 Zack HALFORD — Triumph Daytona -

IDEAL LAP TIME : 1:22.127 BEST LAP TIME : 1:22.127 DIFFERENCE : 0.000

LAP	SECTOR 1	SECTOR 2	LAP TIME		MPH	DIFF	TIME OF DAY
1 -		28.997	1:27.729		81.21	5.602	18:07:18.835
2 -	53.787	28.737	1:22.524	(2)	86.33	0.397	18:08:41.359
3 -	53.742	28.841	1:22.583	(3)	86.27	0.456	18:10:03.942
4 -	55.089	28.723	1:23.812		85.00	1.685	18:11:27.754
5 -	53.701	29.119	1:22.820		86.02	0.693	18:12:50.574
6 -	53.679	29.426	1:23.105		85.73	0.978	18:14:13.679
7 -	***53.445***	***28.682***	***1:22.127***	***(1)***	***86.75***		***18:15:35.806***

P12 42 R600 James HEMPHILL — Yamaha R6 -

IDEAL LAP TIME : 1:22.057 BEST LAP TIME : 1:22.460 DIFFERENCE : 0.403

LAP	SECTOR 1	SECTOR 2	LAP TIME		MPH	DIFF	TIME OF DAY
1 -		***28.920***	1:26.589		82.28	4.129	18:07:17.695
2 -	53.837	28.959	1:22.796	(2)	86.05	0.336	18:08:40.491
3 -	***53.137***	29.323	***1:22.460***	***(1)***	***86.40***		***18:10:02.951***
4 -	53.383	30.154	1:23.537	(3)	85.28	1.077	18:11:26.488
5 -	54.618	29.436	1:24.054		84.76	1.594	18:12:50.542
6 -	55.470	29.905	1:25.375		83.45	2.915	18:14:15.917
7 -	54.707	29.835	1:24.542		84.27	2.082	18:15:40.459

P13 115 4 Jake DONKERSLEY — Kawasaki ZX4RR -

IDEAL LAP TIME : 1:19.552 BEST LAP TIME : 1:19.563 DIFFERENCE : 0.011

LAP	SECTOR 1	SECTOR 2	LAP TIME		MPH	DIFF	TIME OF DAY
1 -		***28.429***	1:48.011		65.96	28.448	18:07:39.117
2 -	***51.123***	28.440	***1:19.563***	***(1)***	***89.54***		***18:08:58.680***
3 -	51.359	28.744	1:20.103	(3)	88.94	0.540	18:10:18.783
4 -	51.346	28.566	1:19.912	(2)	89.15	0.349	18:11:38.695
5 -	52.116	28.515	1:20.631		88.36	1.068	18:12:59.326
6 -	51.729	28.503	1:20.232		88.80	0.669	18:14:19.558
7 -	51.446	30.030	1:21.476		87.44	1.913	18:15:41.034

P14 5 2 Peter FELL — Honda NX5 -

IDEAL LAP TIME : 1:20.433 BEST LAP TIME : 1:20.433 DIFFERENCE : 0.000

LAP	SECTOR 1	SECTOR 2	LAP TIME		MPH	DIFF	TIME OF DAY
1 -		28.540	1:49.023		65.34	28.590	18:07:40.129
2 -	52.636	28.703	1:21.339		87.59	0.906	18:09:01.468
3 -	52.386	28.580	1:20.966	(3)	87.99	0.533	18:10:22.434
4 -	52.129	28.539	1:20.668	(2)	88.32	0.235	18:11:43.102
5 -	***52.102***	***28.331***	***1:20.433***	***(1)***	***88.57***		***18:13:03.535***
6 -	52.849	28.596	1:21.445		87.47	1.012	18:14:24.980
7 -	52.973	29.318	1:22.291		86.57	1.858	18:15:47.271

P15 26 2 Damian LEE — Yamaha TZR250 - Leed Autos

IDEAL LAP TIME : 1:21.472 BEST LAP TIME : 1:21.472 DIFFERENCE : 0.000

LAP	SECTOR 1	SECTOR 2	LAP TIME		MPH	DIFF	TIME OF DAY
1 -		29.422	1:50.635		64.39	29.163	18:07:41.741
2 -	***52.230***	***29.242***	***1:21.472***	***(1)***	***87.44***		***18:09:03.213***
3 -	52.548	29.430	1:21.978		86.90	0.506	18:10:25.191
4 -	52.405	29.511	1:21.916	(3)	86.97	0.444	18:11:47.107
5 -	52.248	29.246	1:21.494	(2)	87.42	0.022	18:13:08.601
6 -	53.158	29.391	1:22.549		86.30	1.077	18:14:31.150
7 -	52.846	29.545	1:22.391		86.47	0.919	18:15:53.541

BMCRC - MRO Championships - Rnd 6 @ Donington Park National

Open 500 & Rookie 600

RACE 18 - SECTOR ANALYSIS

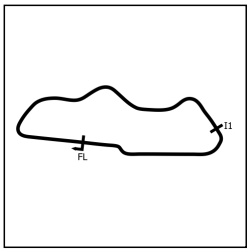

SECTOR 1 = FL to I1, SECTOR 2 = I1 to FL, DIFF = Difference To Personal Best Lap, P = Crossed Finish Line in Pit Lane, D = Time Disallowed

P16 157 R600 Shaun McSHANE

Yamaha R6 -

IDEAL LAP TIME : 1:24.162 BEST LAP TIME : 1:24.467 DIFFERENCE : 0.305

LAP	SECTOR 1	SECTOR 2	LAP TIME	MPH	DIFF	TIME OF DAY
1 -		***29.266***	1:29.558	79.55	5.091	18:07:20.664
2 -	***54.896***	29.571	***1:24.467*** **(1)**	***84.34***		***18:08:45.131***
3 -	55.507	29.350	1:24.857 **(2)**	83.96	0.390	18:10:09.988
4 -	56.025	29.897	1:25.922	82.91	1.455	18:11:35.910
5 -	56.232	29.530	1:25.762 **(3)**	83.07	1.295	18:13:01.672
6 -	56.903	29.512	1:26.415	82.44	1.948	18:14:28.087
7 -	56.578	30.297	1:26.875	82.01	2.408	18:15:54.962

P17 756 2 Geoff MOOK

Maxton Yamaha TZ 350 -

IDEAL LAP TIME : 1:22.578 BEST LAP TIME : 1:22.799 DIFFERENCE : 0.221

LAP	SECTOR 1	SECTOR 2	LAP TIME	MPH	DIFF	TIME OF DAY
1 -		30.379	1:53.167	62.95	30.368	18:07:44.273
2 -	53.383	29.778	1:23.161	85.67	0.362	18:09:07.434
3 -	***53.161***	29.638	***1:22.799*** **(1)**	***86.04***		***18:10:30.233***
4 -	53.201	29.933	1:23.134 **(2)**	85.70	0.335	18:11:53.367
5 -	54.125	29.916	1:24.041	84.77	1.242	18:13:17.408
6 -	53.736	***29.417***	1:23.153 **(3)**	85.68	0.354	18:14:40.561
7 -	54.426	29.793	1:24.219	84.59	1.420	18:16:04.780

P18 88 2 George PRINOS

Yamaha TZ250 - KAPPA PLANNING LTD

IDEAL LAP TIME : 1:22.227 BEST LAP TIME : 1:22.370 DIFFERENCE : 0.143

LAP	SECTOR 1	SECTOR 2	LAP TIME	MPH	DIFF	TIME OF DAY
1 -		29.771	1:51.009	64.18	28.639	18:07:42.115
2 -	53.242	***29.128***	***1:22.370*** **(1)**	***86.49***		***18:09:04.485***
3 -	***53.099***	31.137	1:24.236	84.57	1.866	18:10:28.721
4 -	54.148	29.743	1:23.891 **(3)**	84.92	1.521	18:11:52.612
5 -	54.692	29.939	1:24.631	84.18	2.261	18:13:17.243
6 -	54.752	29.577	1:24.329	84.48	1.959	18:14:41.572
7 -	54.150	29.685	1:23.835 **(2)**	84.98	1.465	18:16:05.407

P19 15 2 Nick SMITH

Kawasaki KR-1S - Hi-Precision Engineering Ltd

IDEAL LAP TIME : 1:22.844 BEST LAP TIME : 1:23.196 DIFFERENCE : 0.352

LAP	SECTOR 1	SECTOR 2	LAP TIME	MPH	DIFF	TIME OF DAY
1 -		30.051	1:52.198	63.50	29.002	18:07:43.304
2 -	***53.419***	30.088	1:23.507 **(2)**	85.31	0.311	18:09:06.811
3 -	53.631	30.153	1:23.784 **(3)**	85.03	0.588	18:10:30.595
4 -	53.435	29.761	***1:23.196*** **(1)**	***85.63***		***18:11:53.791***
5 -	54.082	30.056	1:24.138	84.67	0.942	18:13:17.929
6 -	54.451	***29.425***	1:23.876	84.94	0.680	18:14:41.805
7 -	54.375	29.755	1:24.130	84.68	0.934	18:16:05.935

P20 41 4 Euan BAINBOROUGH

Kawasaki NINJA 400 -

IDEAL LAP TIME : 1:22.404 BEST LAP TIME : 1:22.960 DIFFERENCE : 0.556

LAP	SECTOR 1	SECTOR 2	LAP TIME	MPH	DIFF	TIME OF DAY
1 -		31.088	1:53.533	62.75	30.573	18:07:44.639
2 -	53.350	29.610	***1:22.960*** **(1)**	***85.88***		***18:09:07.599***
3 -	53.299	29.816	1:23.115 **(2)**	85.72	0.155	18:10:30.714
4 -	***53.035***	30.290	1:23.325 **(3)**	85.50	0.365	18:11:54.039
5 -	53.989	29.978	1:23.967	84.85	1.007	18:13:18.006
6 -	54.633	***29.369***	1:24.002	84.81	1.042	18:14:42.008
7 -	54.396	29.832	1:24.228	84.58	1.268	18:16:06.236

BMCRC - MRO Championships - Rnd 6 @ Donington Park National

Open 500 & Rookie 600

RACE 18 - SECTOR ANALYSIS

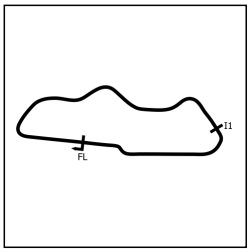

SECTOR 1 = FL to I1, SECTOR 2 = I1 to FL, DIFF = Difference To Personal Best Lap, P = Crossed Finish Line in Pit Lane, D = Time Disallowed

P21 99 2 Calvin HOGAN — Yamaha TZR 250 - F.G Racing by Taymar M/c's

IDEAL LAP TIME : 1:23.229 BEST LAP TIME : 1:23.588 DIFFERENCE : 0.359

LAP	SECTOR 1	SECTOR 2	LAP TIME		MPH	DIFF	TIME OF DAY
1 -		31.344	1:54.334		62.31	30.746	18:07:45.440
2 -	53.939	***29.722***	1:23.661	**(2)**	85.16	0.073	18:09:09.101
3 -	53.783	29.805	***1:23.588***	**(1)**	***85.23***		***18:10:32.689***
4 -	***53.507***	30.628	1:24.135		84.68	0.547	18:11:56.824
5 -	53.938	30.113	1:24.051	**(3)**	84.76	0.463	18:13:20.875
6 -	53.826	30.363	1:24.189		84.62	0.601	18:14:45.064

P22 911 2 Adam SHERIFF — - KBS motorsport

IDEAL LAP TIME : 1:23.433 BEST LAP TIME : 1:23.681 DIFFERENCE : 0.248

LAP	SECTOR 1	SECTOR 2	LAP TIME		MPH	DIFF	TIME OF DAY
1 -		31.042	1:53.362		62.84	29.681	18:07:44.468
2 -	***54.120***	29.773	1:23.893	**(2)**	84.92	0.212	18:09:08.361
3 -	54.368	***29.313***	***1:23.681***	**(1)**	***85.14***		***18:10:32.042***
4 -	54.129	30.540	1:24.669		84.14	0.988	18:11:56.711
5 -	54.389	29.781	1:24.170	**(3)**	84.64	0.489	18:13:20.881
6 -	54.604	30.782	1:25.386		83.44	1.705	18:14:46.267

P23 67 4 Simon HARVEY — Kawasaki ZX4RR - HCL Car Sales - Dymag

IDEAL LAP TIME : 1:23.398 BEST LAP TIME : 1:23.535 DIFFERENCE : 0.137

LAP	SECTOR 1	SECTOR 2	LAP TIME		MPH	DIFF	TIME OF DAY
1 -		30.192	1:55.285		61.80	31.750	18:07:46.391
2 -	54.434	29.694	1:24.128	**(3)**	84.68	0.593	18:09:10.519
3 -	54.493	***29.378***	1:23.871	**(2)**	84.94	0.336	18:10:34.390
4 -	***54.020***	29.515	***1:23.535***	**(1)**	***85.28***		***18:11:57.925***
5 -	55.531	29.601	1:25.132		83.68	1.597	18:13:23.057
6 -	55.381	30.076	1:25.457		83.37	1.922	18:14:48.514

P24 64 2 Iain DAVIS — Yamaha TZR250SPR -

IDEAL LAP TIME : 1:23.708 BEST LAP TIME : 1:24.193 DIFFERENCE : 0.485

LAP	SECTOR 1	SECTOR 2	LAP TIME		MPH	DIFF	TIME OF DAY
1 -		31.159	1:56.194		61.31	32.001	18:07:47.300
2 -	54.786	29.974	1:24.760		84.05	0.567	18:09:12.060
3 -	54.724	29.549	1:24.273	**(2)**	84.54	0.080	18:10:36.333
4 -	***54.172***	30.021	***1:24.193***	**(1)**	***84.62***		***18:12:00.526***
5 -	54.807	***29.536***	1:24.343	**(3)**	84.47	0.150	18:13:24.869
6 -	55.285	29.860	1:25.145		83.67	0.952	18:14:50.014

P25 82 4 Jack WOLFF — Honda CB500 -

IDEAL LAP TIME : 1:25.998 BEST LAP TIME : 1:26.076 DIFFERENCE : 0.078

LAP	SECTOR 1	SECTOR 2	LAP TIME		MPH	DIFF	TIME OF DAY
1 -		***30.776***	1:56.725		61.03	30.649	18:07:47.831
2 -	***55.222***	30.854	***1:26.076***	**(1)**	***82.77***		***18:09:13.907***
3 -	55.862	31.142	1:27.004	**(2)**	81.88	0.928	18:10:40.911
4 -	56.007	31.446	1:27.453	**(3)**	81.46	1.377	18:12:08.364
5 -	56.492	31.733	1:28.225		80.75	2.149	18:13:36.589
6 -	56.297	31.574	1:27.871		81.08	1.795	18:15:04.460

P26 577 4 Richard BUCKHAM — Kawasaki 400 ZXRR -

IDEAL LAP TIME : 1:27.468 BEST LAP TIME : 1:27.468 DIFFERENCE : 0.000

LAP	SECTOR 1	SECTOR 2	LAP TIME		MPH	DIFF	TIME OF DAY
1 -		31.241	1:58.894		59.92	31.426	18:07:50.000
2 -	56.977	31.381	1:28.358		80.63	0.890	18:09:18.358
3 -	56.693	30.971	1:27.664	**(2)**	81.27	0.196	18:10:46.022
4 -	56.895	32.221	1:29.116		79.94	1.648	18:12:15.138
5 -	***56.642***	***30.826***	***1:27.468***	**(1)**	***81.45***		***18:13:42.606***
6 -	56.722	31.107	1:27.829	**(3)**	81.11	0.361	18:15:10.435

Weather / Track : Cloudy / Dry

Donington Park National: 1.9790 miles
Date: 25/07/2026 Start: 18:05 Finish: 18:14

BMCRC - MRO Championships - Rnd 6 @ Donington Park National

Open 500 & Rookie 600

RACE 18 - SECTOR ANALYSIS

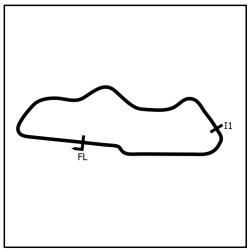

SECTOR 1 = FL to I1, SECTOR 2 = I1 to FL, DIFF = Difference To Personal Best Lap, P = Crossed Finish Line in Pit Lane, D = Time Disallowed

P27 **390** **4** **Robert EILBECK** KTM RC 390 -

IDEAL LAP TIME : 1:27.349 BEST LAP TIME : 1:27.687 DIFFERENCE : 0.338

LAP	SECTOR 1	SECTOR 2	LAP TIME	MPH	DIFF	TIME OF DAY
1 -		31.864	2:00.203	59.27	32.516	18:07:51.309
2 -	***56.380***	31.307	***1:27.687*** **(1)**	***81.25***		***18:09:18.996***
3 -	56.623	31.148	1:27.771 **(3)**	81.17	0.084	18:10:46.767
4 -	56.626	32.353	1:28.979	80.07	1.292	18:12:15.746
5 -	57.150	***30.969***	1:28.119	80.85	0.432	18:13:43.865
6 -	56.408	31.304	1:27.712 **(2)**	81.22	0.025	18:15:11.577

P28 **191** **2** **Craig KELLY** Yamaha TZ250 -

IDEAL LAP TIME : 1:22.948 BEST LAP TIME : 1:22.948 DIFFERENCE : 0.000

LAP	SECTOR 1	SECTOR 2	LAP TIME	MPH	DIFF	TIME OF DAY
1 -		30.387	1:52.487	63.33	29.539	18:07:43.593
2 -	***53.457***	***29.491***	***1:22.948*** **(1)**	***85.89***		***18:09:06.541***
3 -	53.524	29.523	1:23.047 **(2)**	85.79	0.099	18:10:29.588
4 -	53.571	29.821	1:23.392 **(3)**	85.43	0.444	18:11:52.980
5 -	55.618	30.715	1:26.333	82.52	3.385	18:13:19.313
6 -	55.223	IN PIT	2:14.814 **P**	52.84	51.866	18:15:34.127

P29 **56** **R600** **Michael GOFF** Yamaha R6 13S - MG Commercials

IDEAL LAP TIME : 1:19.188 BEST LAP TIME : 1:19.599 DIFFERENCE : 0.411

LAP	SECTOR 1	SECTOR 2	LAP TIME	MPH	DIFF	TIME OF DAY
1 -		28.596	1:25.260	83.56	5.661	18:07:16.366
2 -	52.166	***27.902***	1:20.068 **(3)**	88.98	0.469	18:08:36.434
3 -	***51.286***	28.313	***1:19.599*** **(1)**	***89.50***		***18:09:56.033***
4 -	51.696	27.953	1:19.649 **(2)**	89.45	0.050	18:11:15.682
5 -	52.498	28.944	1:21.442	87.48	1.843	18:12:37.124
6 -	52.436					

P30 **112** **4** **Sam CAUVIN** Honda CB500 - BC excavations

IDEAL LAP TIME : 1:23.025 BEST LAP TIME : 1:23.094 DIFFERENCE : 0.069

LAP	SECTOR 1	SECTOR 2	LAP TIME	MPH	DIFF	TIME OF DAY
1 -		30.248	1:54.221	62.37	31.127	18:07:45.327
2 -	***53.611***	29.483	***1:23.094*** **(1)**	***85.74***		***18:09:08.421***
3 -	54.039	***29.414***	1:23.453 **(3)**	85.37	0.359	18:10:31.874
4 -	53.877	29.427	1:23.304 **(2)**	85.52	0.210	18:11:55.178

BMCRC - MRO Championships - Rnd 6 @ Donington Park National

Open 500 & Rookie 600

RACE 18 - BEST SECTORS

	SECTOR 1		SECTOR 2	
POS	NO	TIME	NO	TIME
1	**17**	**48.205**	**611**	**26.228**
2	**65**	**48.398**	**17**	**26.332**
3	**289**	**48.444**	**289**	**26.467**
4	**611**	**48.516**	**65**	**26.481**
5	**55**	**48.940**	**55**	**27.095**
6	**79**	**49.994**	**162**	**27.121**
7	**14**	**50.037**	**14**	**27.147**
8	**162**	**50.251**	**808**	**27.391**
9	**808**	**51.115**	**79**	**27.399**
10	**115**	**51.123**	**62**	**27.582**
11	**56**	**51.286**	**56**	**27.902**
12	**62**	**51.591**	**5**	**28.331**
13	**5**	**52.102**	**115**	**28.429**
14	**26**	**52.230**	**10**	**28.682**
15	**41**	**53.035**	**42**	**28.920**
16	**88**	**53.099**	**88**	**29.128**
17	**42**	**53.137**	**26**	**29.242**
18	**756**	**53.161**	**157**	**29.266**
19	**15**	**53.419**	**911**	**29.313**
20	**10**	**53.445**	**41**	**29.369**
21	**191**	**53.457**	**67**	**29.378**
22	**99**	**53.507**	**112**	**29.414**
23	**112**	**53.611**	**756**	**29.417**
24	**67**	**54.020**	**15**	**29.425**
25	**911**	**54.120**	**191**	**29.491**
26	**64**	**54.172**	**64**	**29.536**
27	**157**	**54.896**	**99**	**29.722**
28	**82**	**55.222**	**82**	**30.776**
29	**390**	**56.380**	**577**	**30.826**
30	**577**	**56.642**	**390**	**30.969**

IDEAL / BEST COMPARISON

PERFECT LAP 1:14.433

POS	NO	NAME	IDEAL	BEST	DIFF
1	**17**	MORRIS	1:14.537	1:15.321	**0.784**
2	**611**	COOPER	1:14.744	1:15.037	**0.293**
3	**65**	HALL	1:14.879	1:15.080	**0.201**
4	**289**	CHURCHER	1:14.911	1:15.373	**0.462**
5	**55**	ROCHE	1:16.035	1:16.038	**0.003**
6	**14**	DUNN	1:17.184	1:17.241	**0.057**
7	**162**	HEATON	1:17.372	1:18.031	**0.659**
8	**79**	CRONE	1:17.393	1:17.497	**0.104**
9	**808**	BICKERTON	1:18.506	1:18.795	**0.289**
10	**62**	HARGREAVES	1:19.173	1:19.367	**0.194**
11	**56**	GOFF	1:19.188	1:19.599	**0.411**
12	**115**	DONKERSLEY	1:19.552	1:19.563	**0.011**
13	**5**	FELL	1:20.433	1:20.433	**0.000**
14	**26**	LEE	1:21.472	1:21.472	**0.000**
15	**42**	HEMPHILL	1:22.057	1:22.460	**0.403**
16	**10**	HALFORD	1:22.127	1:22.127	**0.000**
17	**88**	PRINOS	1:22.227	1:22.370	**0.143**
18	**41**	BAINBOROUGH	1:22.404	1:22.960	**0.556**
19	**756**	MOOK	1:22.578	1:22.799	**0.221**
20	**15**	SMITH	1:22.844	1:23.196	**0.352**
21	**191**	KELLY	1:22.948	1:22.948	**0.000**
22	**112**	CAUVIN	1:23.025	1:23.094	**0.069**
23	**99**	HOGAN	1:23.229	1:23.588	**0.359**
24	**67**	HARVEY	1:23.398	1:23.535	**0.137**
25	**911**	SHERIFF	1:23.433	1:23.681	**0.248**
26	**64**	DAVIS	1:23.708	1:24.193	**0.485**
27	**157**	McSHANE	1:24.162	1:24.467	**0.305**
28	**82**	WOLFF	1:25.998	1:26.076	**0.078**
29	**390**	EILBECK	1:27.349	1:27.687	**0.338**
30	**577**	BUCKHAM	1:27.468	1:27.468	**0.000**

Weather / Track : Cloudy / Dry

Donington Park National: 1.9790 miles
Date: 25/07/2026 Start: 18:05 Finish: 18:14

Results can be found at www.tsl-timing.com

Printed - 18:26 Saturday, 25 July 2026

BMCRC - MRO Championships - Rnd 6 @ Donington Park National

Open 500 & Rookie 600

RACE 18 - STATISTICS

Competitors Started	30
Planned Start	2026-07-25 @ 17:27:00.000
Actual Start	2026-07-25 @ 18:05:51.105
Finish Time	2026-07-25 @ 18:14:44.790
Track Length	1.9790mi.
Total Laps	197
Total Distance Covered	389.8762mi.

Session Fastest Lap History

NO	CL	NAME	LAP TIME	TIME OF DAY	LAP	VEHICLE
65	R600	**Albert HALL**	**1:15.339**	18:08:25.366	2	Yamaha YZF-R6
611	R600	**Lewis COOPER**	**1:15.140**	18:08:25.552	2	Yamaha R6
65	R600	**Albert HALL**	**1:15.080**	18:10:56.101	4	Yamaha YZF-R6
611	R600	**Lewis COOPER**	**1:15.037**	18:10:56.213	4	Yamaha R6

Session Leader History

NO	CL	NAME	FROM LAP	LAPS LED	DISTANCE	VEHICLE
65	R600	**Albert HALL**	1	6	11.83 miles	Yamaha YZF-R6
17	R600	**Andrew MORRIS**	7	1	1.97 miles	Honda CBR 600 RR

Flag History

TYPE	TIME OF DAY
GREEN	18:05:51.105
FINISH	18:14:44.790

Flag Statistics

TYPE	COUNT	TOTAL LAPS	TOTAL TIME
Green	1	7	10:44.282
Red	0	0	0.000
Safety Car	0	0	0.000
FCY	0	0	0.000

BMCRC - MRO Championships - Rnd 6 @ Donington Park National

Open 500 & Rookie 600

RACE 18 - STATISTICS

CLASS : 2

10 Starters

Fastest Lap History

NO	NAME	LAP TIME	TIME OF DAY	LAP	VEHICLE
14	**Bruce DUNN**	**1:17.956**	18:08:55.506	2	Yamaha TZ250
14	**Bruce DUNN**	**1:17.241**	18:10:12.747	3	Yamaha TZ250

Leader History

NO	NAME	FROM LAP	LAPS LED	DISTANCE	VEHICLE
14	**Bruce DUNN**	1	7	13.81 miles	Yamaha TZ250

Weather / Track : Cloudy / Dry

Donington Park National: 1.9790 miles
Date: 25/07/2026 Start: 18:05 Finish: 18:14

BMCRC - MRO Championships - Rnd 6 @ Donington Park National

Open 500 & Rookie 600

RACE 18 - STATISTICS

CLASS : 4

8 Starters

Fastest Lap History

NO	NAME	LAP TIME	TIME OF DAY	LAP	VEHICLE
79	**Sean CRONE**	**1:18.167**	18:08:54.472	2	Kawasaki ZX4RR
79	**Sean CRONE**	**1:17.710**	18:10:12.182	3	Kawasaki ZX4RR
79	**Sean CRONE**	**1:17.497**	18:14:06.970	6	Kawasaki ZX4RR

Leader History

NO	NAME	FROM LAP	LAPS LED	DISTANCE	VEHICLE
79	**Sean CRONE**	1	7	13.81 miles	Kawasaki ZX4RR

BMCRC - MRO Championships - Rnd 6 @ Donington Park National

Open 500 & Rookie 600

RACE 18 - STATISTICS

CLASS : R600

12 Starters

Fastest Lap History

NO	NAME	LAP TIME	TIME OF DAY	LAP	VEHICLE
65	**Albert HALL**	**1:15.339**	18:08:25.366	2	Yamaha YZF-R6
611	**Lewis COOPER**	**1:15.140**	18:08:25.552	2	Yamaha R6
65	**Albert HALL**	**1:15.080**	18:10:56.101	4	Yamaha YZF-R6
611	**Lewis COOPER**	**1:15.037**	18:10:56.213	4	Yamaha R6

Leader History

NO	NAME	FROM LAP	LAPS LED	DISTANCE	VEHICLE
65	**Albert HALL**	1	6	11.83 miles	Yamaha YZF-R6
17	**Andrew MORRIS**	7	1	1.97 miles	Honda CBR 600 RR

Weather / Track : Cloudy / Dry

Donington Park National: 1.9790 miles
Date: 25/07/2026 Start: 18:05 Finish: 18:14

BMCRC - MRO Championships - Rnd 6 @ Donington Park National

Open 500 & Rookie 600

RACE 9 - GRID (10 Laps)

BMCRC ROOKIE 600

BMCRC OPEN 500

ROW 14	42	3	Becky McKENZIE	41	25	Haydon SMITH	40	12	Adrian MARTIN
				1:27.687			1:27.468		1:26.076
ROW 13	39	390	Robert EILBECK	38	577	Richard BUCKHAM	37	82	Jack WOLFF
	1:24.193			1:23.681			1:23.588		
ROW 12	36	64	Iain DAVIS	35	911	Adam SHERIFF	34	99	Calvin HOGAN
				1:23.535			1:23.196		1:23.094
ROW 11	33	67	Simon HARVEY	32	15	Nick SMITH	31	112	Sam CAUVIN
	1:22.960			1:22.948			1:22.799		
ROW 10	30	41	Euan BAINBOROUGH	29	191	Craig KELLY	28	756	Geoff MOOK
				1:22.370			1:21.472		1:20.433
ROW 9	27	88	George PRINOS	26	26	Damian LEE	25	5	Peter FELL
	1:19.563			1:17.497			1:17.241		
ROW 8	24	115	Jake DONKERSLEY	23	79	Sean CRONE	22	14	Bruce DUNN
ROW 7									
ROW 6									
ROW 5	15	802	Lee BOSWELL	14	68	Chris PRITCHARD	13	207	Simon GRUBER
	1:24.467			1:22.460			1:22.127		
ROW 4	12	157	Shaun McSHANE	11	42	James HEMPHILL	10	10	Zack HALFORD
				1:19.599			1:19.367		1:18.795
ROW 3	9	56	Michael GOFF	8	62	James HARGREAVES	7	808	Steven BICKERTON
	1:18.031			1:16.038			1:15.373		
ROW 2	6	162	David HEATON	5	55	Timothy ROCHE	4	289	Sam CHURCHER
				1:15.321			1:15.080		1:15.037
ROW 1	3	17	Andrew MORRIS	2	65	Albert HALL	1	611	Lewis COOPER
									Pole

These results are provisional until the conclusion of any judicial and technical matters.

Donington Park National: 1.9790 miles

Clerk Of Course: Caroline Patterson / Andy Brown	Timekeeper: Richard Evans	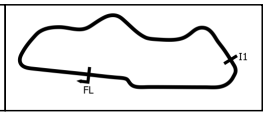

Results can be found at www.tsl-timing.com

Printed - 18:31 Saturday, 25 July 2026

TSL SPORTS TIMING TIMING SOLUTIONS LTD

MOTORCYCLE RACING ORGANISATION MRO

BMCRC - MRO Championships - Rnd 6 @ Donington Park National

Open 500 & Rookie 600

RACE 9 - CLASSIFICATION

Race Distance: 9 Laps / 17.81 miles



POS	NO	CL	PIC	NAME	ENTRY	LAPS	TIME	GAP	DIFF	MPH	BEST	ON	GRD	↑↓
1	65	R600	1	Albert HALL	Yamaha YZF-R6 -	9	11:25.643			93.32	1:15.195	5	2	1
2	611	R600	2	Lewis COOPER	Yamaha R6 -	9	11:30.638	4.995	4.995	92.64	1:14.873	8	1	-1
3	17	R600	3	Andrew MORRIS	Honda CBR 600 RR - House to Home	9	11:36.060	10.417	5.422	91.92	1:15.907	2	3	0
4	55	R600	4	Timothy ROCHE	Yamaha R6 -	9	11:43.353	17.710	7.293	90.97	1:16.473	2	5	1
5	808	R600	5	Steven BICKERTON	Yamaha R6 -	9	11:52.974	27.331	9.621	89.74	1:18.070	6	7	2
6	162	R600	6	David HEATON	Triumph Daytona 675R -	9	12:01.764	36.121	8.790	88.65	1:18.711	2	6	0
7	68	R600	7	Chris PRITCHARD	Triumph Daytona -	9	12:09.374	43.731	7.610	87.72	1:18.840	8	14	7
8	10	R600	8	Zack HALFORD	Triumph Daytona -	9	12:24.269	58.626	14.895	85.97	1:20.768	5	10	2
9	79	4	1	Sean CRONE	Kawasaki ZX4RR - SC RACING	9	12:30.037	1:04.394	5.768	85.30	1:19.021	5	17	8
10	56	R600	9	Michael GOFF	Yamaha R6 13S - MG Commercials	9	12:31.159	1:05.516	1.122	85.18	1:21.701	6	9	-1
11	115	4	2	Jake DONKERSLEY	Kawasaki ZX4RR -	9	12:31.672	1:06.029	0.513	85.12	1:18.931	5	18	7
12	42	R600	10	James HEMPHILL	Yamaha R6 -	9	12:32.522	1:06.879	0.850	85.02	1:22.236	8	11	-1
13	157	R600	11	Shaun McSHANE	Yamaha R6 -	9	12:42.091	1:16.448	9.569	83.96	1:23.319	6	12	-1
14	14	2	1	Bruce DUNN	Yamaha TZ250 - VHM UK	8	11:28.415	1 Lap	1 Lap	82.59	1:20.282	8	16	2
15	5	2	2	Peter FELL	Honda NX5 -	8	11:33.604	1 Lap	5.189	81.97	1:20.933	5	19	4
16	26	2	3	Damian LEE	Yamaha TZR250 - Leed Autos	8	11:33.891	1 Lap	0.287	81.94	1:21.379	5	20	4
17	41	4	3	Euan BAINBOROUGH	Kawasaki NINJA 400 -	8	11:50.739	1 Lap	16.848	80.00	1:24.221	6	24	7
18	88	2	4	George PRINOS	Yamaha TZ250 - KAPPA PLANNING LTD	8	12:03.063	1 Lap	12.324	78.63	1:24.511	3	21	3
19	99	2	5	Calvin HOGAN	Yamaha TZR 250 - F.G Racing by Taymar M/c's	8	12:04.178	1 Lap	1.115	78.51	1:25.634	4	28	9
20	67	4	4	Simon HARVEY	Kawasaki ZX4RR - HCL Car Sales - Dymag	8	12:12.070	1 Lap	7.892	77.67	1:25.561	8	27	7
21	390	4	5	Robert EILBECK	KTM RC 390 -	8	12:47.154	1 Lap	35.084	74.11	1:29.660	6	33	12

NOT CLASSIFIED

DNF	3	4		Becky McKENZIE	Honda RVF 400 -	3	5:32.961	6 Laps	5 Laps	63.78	1:35.211	2	36	
DNF	577	4		Richard BUCKHAM	Kawasaki 400 ZXRR -	2	4:01.085	7 Laps	1 Lap	58.53			32	
DNF	62	R600		James HARGREAVES	Honda CBR 600 RR -	0							8	

NOT STARTED

NS	289	R600		Sam CHURCHER	Yamaha R6 - SC FLOORING								4	
NS	207	R600		Simon GRUBER	Yamaha R6 - Mono Motorcycles								13	
NS	802	R600		Lee BOSWELL	Triumph Daytona 675 -								15	
NS	756	2		Geoff MOOK	Maxton Yamaha TZ 350 -								22	
NS	191	2		Craig KELLY	Yamaha TZ250 -								23	
NS	112	4		Sam CAUVIN	Honda CB500 - BC excavations								25	
NS	15	2		Nick SMITH	Kawasaki KR-1S - Hi-Precision Engineering Ltd								26	
NS	911	2		Adam SHERIFF	- KBS motorsport								29	
NS	64	2		Iain DAVIS	Yamaha TZR250SPR -								30	
NS	82	4		Jack WOLFF	Honda CB500 -								31	
NS	12	2		Adrian MARTIN	Yamaha TZ250 - Strategic business development &support lt								34	
NS	25	2		Haydon SMITH	Yamaha TZ 250 3YL - HI-Precision Engineering Ltd								35	

FASTEST LAP

	611	R600	Lewis COOPER	Yamaha R6 -	8	1:14.873	95.15 mph	153.13 kph
	115	4	Jake DONKERSLEY	Kawasaki ZX4RR -	5	1:18.931	90.26 mph	145.26 kph
	14	2	Bruce DUNN	Yamaha TZ250 - VHM UK	8	1:20.282	88.74 mph	142.82 kph

Class R600 - 92.5% of Race Speed = 86.32 mph
Class 4 - 92.5% of Race Speed = 78.90 mph
Class 2 - 92.5% of Race Speed = 76.39 mph

Weather / Track : Cloudy / Dry
These results are provisional until the conclusion of any judicial and technical matters.

Date: 26/07/2026 Start: 13:48 Finish: 14:00
Donington Park National: 1.9790 miles

Clerk Of Course: Caroline Patterson / Andy Brown	Timekeeper: Richard Evans	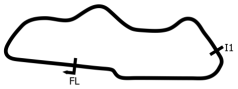

Results can be found at www.tsl-timing.com

Printed - 14:01 Sunday, 26 July 2026

TSL SPORTS TIMING
TIMING SOLUTIONS LTD

BMCRC - MRO Championships - Rnd 6 @ Donington Park National

Open 500 & Rookie 600

RACE 9 - LAP CHART

LAP 1 @ 13:50:06.452

NO	BEHIND	LAP TIME
65		1:17.979
611	0.362	1:18.341
17	1.511	1:19.490
55	2.489	1:20.468
808	5.604	1:23.583
162	6.256	1:24.235
56	8.877	1:26.856
42	9.637	1:27.616
10	9.828	1:27.807
68	9.964	1:27.943
157	10.408	1:28.387
14	35.227	1:53.206
79	35.618	1:53.597
115	35.966	1:53.945
5	37.968	1:55.947
26	39.403	1:57.382
41	41.409	1:59.388
99	43.200	2:01.179
88	44.431	2:02.410
67	44.558	2:02.537
577	46.784	2:04.763
390	47.373	2:05.352
3	50.773	2:08.752

LAP 2 @ 13:51:22.450

NO	BEHIND	LAP TIME
65		1:15.998
611	0.089	1:15.725
17	1.420	1:15.907
55	2.964	1:16.473
808	8.119	1:18.513
162	8.969	1:18.711
56	15.672	1:22.793
10	15.756	1:21.926
68	15.951	1:21.985
42	16.974	1:23.335
157	17.803	1:23.393
79	40.677	1:21.057
115	40.903	1:20.935
14	42.646	1:23.417
5	44.880	1:22.910
26	46.122	1:22.717
41	49.855	1:24.444
99	53.034	1:25.832
88	53.479	1:25.046
67	56.882	1:28.322
390	1:05.958	1:34.583
3	1:09.986	1:35.211

LAP 3 @ 13:52:39.172

NO	BEHIND	LAP TIME
611		1:16.633
65	0.236	1:16.958
17	2.541	1:17.843
55	5.158	1:18.916
808	9.778	1:18.381
577	1 Lap	1:56.322 **P**
162	11.977	1:19.730
68	20.429	1:21.200
10	20.922	1:21.888
42	24.054	1:23.802
157	26.231	1:25.150
56	26.292	1:27.342
79	44.324	1:20.369
115	44.404	1:20.223
14	51.140	1:25.216
5	52.197	1:24.039
26	52.696	1:23.296
41	57.956	1:24.823
88	1:01.268	1:24.511
99	1:02.883	1:26.571
67	1:08.284	1:28.124

LAP 4 @ 13:53:55.474

NO	BEHIND	LAP TIME
65		1:16.066
611	0.201	1:16.503
17	4.200	1:17.961
390	1 Lap	1:34.186
55	8.762	1:19.906
808	12.404	1:18.928
162	15.709	1:20.034
68	23.881	1:19.754
10	25.610	1:20.990
3	1 Lap	1:48.998 **P**
42	31.019	1:23.267
56	33.813	1:23.823
157	34.150	1:24.221
79	47.280	1:19.258
115	47.694	1:19.592
14	57.474	1:22.636
5	58.116	1:22.221
26	58.637	1:22.243
41	1:06.207	1:24.553
88	1:10.398	1:25.432
99	1:12.215	1:25.634

LAP 5 @ 13:55:10.669

NO	BEHIND	LAP TIME
65		1:15.195
611	0.049	1:15.043
67	1 Lap	1:26.178
17	5.068	1:16.063
55	11.406	1:17.839
808	16.435	1:19.226
162	19.903	1:19.389
390	1 Lap	1:31.897
68	27.582	1:18.896
10	31.183	1:20.768
42	38.830	1:23.006
56	40.622	1:22.004
157	42.931	1:23.976
79	51.106	1:19.021
115	51.430	1:18.931
14	1:02.702	1:20.423
5	1:03.854	1:20.933
26	1:04.821	1:21.379
41	1:15.402	1:24.390

LAP 6 @ 13:56:26.715

NO	BEHIND	LAP TIME
65		1:16.046
611	3.823	1:19.820
88	1 Lap	1:26.762
17	5.959	1:16.937
99	1 Lap	1:26.303
55	12.817	1:17.457
67	1 Lap	1:26.326
808	18.459	1:18.070
162	22.659	1:18.802
68	31.929	1:20.393
390	1 Lap	1:30.534
10	38.518	1:23.381
56	46.277	1:21.701
42	46.357	1:23.573
157	50.204	1:23.319
79	54.108	1:19.048
115	54.508	1:19.124
14	1:08.803	1:22.147
5	1:09.940	1:22.132
26	1:11.149	1:22.374

LAP 7 @ 13:57:42.206

NO	BEHIND	LAP TIME
65		1:15.491
611	4.427	1:16.095
17	6.936	1:16.468
41	1 Lap	1:24.221
55	15.313	1:17.987
88	1 Lap	1:27.131
99	1 Lap	1:26.509
808	21.409	1:18.441
67	1 Lap	1:27.885
162	26.659	1:19.491
68	35.717	1:19.279
10	45.780	1:22.753
390	1 Lap	1:29.660
56	52.956	1:22.170
42	54.251	1:23.385
79	57.792	1:19.175
115	58.296	1:19.279
157	1:00.426	1:25.713
14	1:14.400	1:21.088

LAP 8 @ 13:58:57.861

NO	BEHIND	LAP TIME
65		1:15.655
5	1 Lap	1:22.745
26	1 Lap	1:22.357
611	3.645	1:14.873
17	8.964	1:17.683
55	16.834	1:17.176
41	1 Lap	1:24.497
808	24.382	1:18.628
88	1 Lap	1:26.089
99	1 Lap	1:26.104
162	30.655	1:19.651
67	1 Lap	1:27.137
68	38.902	1:18.840
10	52.404	1:22.279
56	59.587	1:22.286
42	1:00.832	1:22.236
79	1:01.186	1:19.049
115	1:01.597	1:18.956
390	1 Lap	1:30.718
157	1:08.704	1:23.933

LAP 9 @ 14:00:14.116

NO	BEHIND	LAP TIME
65		1:16.255
14	1 Lap	1:20.282
611	4.995	1:17.605
5	1 Lap	1:22.677
26	1 Lap	1:22.143
17	10.417	1:17.708
55	17.710	1:17.131
41	1 Lap	1:24.423
808	27.331	1:19.204
162	36.121	1:21.721
88	1 Lap	1:25.682
99	1 Lap	1:26.046
68	43.731	1:21.084
67	1 Lap	1:25.561
10	58.626	1:22.477
79	1:04.394	1:19.463
56	1:05.516	1:22.184
115	1:06.029	1:20.687
42	1:06.879	1:22.302
157	1:16.448	1:23.999
390	1 Lap	1:30.224

Weather / Track : Cloudy / Dry

Donington Park National: 1.9790 miles
Date: 26/07/2026 Start: 13:48 Finish: 14:00

Results can be found at www.tsl-timing.com

Printed - 14:02 Sunday, 26 July 2026

BMCRC - MRO Championships - Rnd 6 @ Donington Park National

Open 500 & Rookie 600

RACE 9 - POSITION CHART

No	Name	Lap Pos	1	2	3	4	5	6	7	8	9
611	COOPER	1	65	65	611	65	65	65	65	65	65
65	HALL	2	611	611	65	611	611	611	611	611	611
17	MORRIS	3	17	17	17	17	17	17	17	17	17
289	CHURCHER	4	55	55	55	55	55	55	55	55	55
55	ROCHE	5	808	808	808	808	808	808	808	808	808
162	HEATON	6	162	162	162	162	162	162	162	162	162
808	BICKERTON	7	56	56	68	68	68	68	68	68	68
62	HARGREAVES	8	42	10	10	10	10	10	10	10	10
56	GOFF	9	10	68	42	42	42	56	56	56	79
10	HALFORD	10	68	42	157	56	56	42	42	42	56
42	HEMPHILL	11	157	157	56	157	157	157	79	79	115
157	McSHANE	12	14	79	79	79	79	79	115	115	42
207	GRUBER	13	79	115	115	115	115	115	157	157	157
68	PRITCHARD	14	115	14	14	14	14	14	14	14	
802	BOSWELL	15	5	5	5	5	5	5	5	5	
14	DUNN	16	26	26	26	26	26	26	26	26	
79	CRONE	17	41	41	41	41	41	41	41	41	
115	DONKERSLEY	18	99	99	88	88	88	88	88	88	
5	FELL	19	88	88	99	99	99	99	99	99	
26	LEE	20	67	67	67	67	67	67	67	67	
88	PRINOS	21	577	390	390	390	390	390	390	390	
756	MOOK	22	390	3	*3*						
191	KELLY	23	3	*577*							
41	BAINBOROUGH	24									
112	CAUVIN	25									
15	SMITH	26									
67	HARVEY	27									
99	HOGAN	28									
911	SHERIFF	29									
64	DAVIS	30									
82	WOLFF	31									
577	BUCKHAM	32									
390	EILBECK	33									
12	MARTIN	34									
25	SMITH	35									
3	McKENZIE	36									

Weather / Track : Cloudy / Dry

Donington Park National: 1.9790 miles
Date: 26/07/2026 Start: 13:48 Finish: 14:00

Results can be found at www.tsl-timing.com

Printed - 14:02 Sunday, 26 July 2026

BMCRC - MRO Championships - Rnd 6 @ Donington Park National

Open 500 & Rookie 600

RACE 9 - SECTOR ANALYSIS

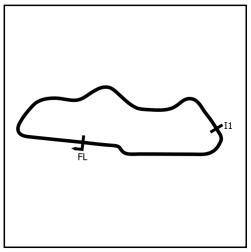

SECTOR 1 = FL to I1, SECTOR 2 = I1 to FL, DIFF = Difference To Personal Best Lap, P = Crossed Finish Line in Pit Lane, D = Time Disallowed

P1 65 R600 Albert HALL

Yamaha YZF-R6 -

IDEAL LAP TIME : 1:14.969 BEST LAP TIME : 1:15.195 DIFFERENCE : 0.226

LAP	SECTOR 1	SECTOR 2	LAP TIME	MPH	DIFF	TIME OF DAY
1 -		26.429	1:17.979	91.36	2.784	13:50:06.452
2 -	49.054	26.944	1:15.998	93.74	0.803	13:51:22.450
3 -	50.458	26.500	1:16.958	92.57	1.763	13:52:39.408
4 -	49.627	26.439	1:16.066	93.66	0.871	13:53:55.474
5 -	48.655	26.540	***1:15.195*** **(1)**	***94.74***		***13:55:10.669***
6 -	49.390	26.656	1:16.046	93.68	0.851	13:56:26.715
7 -	***48.610***	26.881	1:15.491 **(2)**	94.37	0.296	13:57:42.206
8 -	49.296	***26.359***	1:15.655 **(3)**	94.17	0.460	13:58:57.861
9 -	49.595	26.660	1:16.255	93.43	1.060	14:00:14.116

P2 611 R600 Lewis COOPER

Yamaha R6 -

IDEAL LAP TIME : 1:14.873 BEST LAP TIME : 1:14.873 DIFFERENCE : 0.000

LAP	SECTOR 1	SECTOR 2	LAP TIME	MPH	DIFF	TIME OF DAY
1 -		26.536	1:18.341	90.94	3.468	13:50:06.814
2 -	48.907	26.818	1:15.725 **(3)**	94.08	0.852	13:51:22.539
3 -	49.805	26.828	1:16.633	92.97	1.760	13:52:39.172
4 -	50.104	26.399	1:16.503	93.12	1.630	13:53:55.675
5 -	48.653	26.390	1:15.043 **(2)**	94.94	0.170	13:55:10.718
6 -	49.539	30.281	1:19.820	89.25	4.947	13:56:30.538
7 -	49.156	26.939	1:16.095	93.62	1.222	13:57:46.633
8 -	***48.509***	***26.364***	***1:14.873*** **(1)**	***95.15***		***13:59:01.506***
9 -	51.015	26.590	1:17.605	91.80	2.732	14:00:19.111

P3 17 R600 Andrew MORRIS

Honda CBR 600 RR - House to Home

IDEAL LAP TIME : 1:15.339 BEST LAP TIME : 1:15.907 DIFFERENCE : 0.568

LAP	SECTOR 1	SECTOR 2	LAP TIME	MPH	DIFF	TIME OF DAY
1 -		***26.723***	1:19.490	89.62	3.583	13:50:07.963
2 -	***48.616***	27.291	***1:15.907*** **(1)**	***93.86***		***13:51:23.870***
3 -	50.650	27.193	1:17.843	91.52	1.936	13:52:41.713
4 -	50.824	27.137	1:17.961	91.38	2.054	13:53:59.674
5 -	49.103	26.960	1:16.063 **(2)**	93.66	0.156	13:55:15.737
6 -	49.367	27.570	1:16.937	92.60	1.030	13:56:32.674
7 -	49.339	27.129	1:16.468 **(3)**	93.17	0.561	13:57:49.142
8 -	49.669	28.014	1:17.683	91.71	1.776	13:59:06.825
9 -	50.221	27.487	1:17.708	91.68	1.801	14:00:24.533

P4 55 R600 Timothy ROCHE

Yamaha R6 -

IDEAL LAP TIME : 1:16.453 BEST LAP TIME : 1:16.473 DIFFERENCE : 0.020

LAP	SECTOR 1	SECTOR 2	LAP TIME	MPH	DIFF	TIME OF DAY
1 -		***27.218***	1:20.468	88.53	3.995	13:50:08.941
2 -	***49.235***	27.238	***1:16.473*** **(1)**	***93.16***		***13:51:25.414***
3 -	51.450	27.466	1:18.916	90.28	2.443	13:52:44.330
4 -	51.610	28.296	1:19.906	89.16	3.433	13:54:04.236
5 -	50.376	27.463	1:17.839	91.53	1.366	13:55:22.075
6 -	49.630	27.827	1:17.457	91.98	0.984	13:56:39.532
7 -	49.824	28.163	1:17.987	91.35	1.514	13:57:57.519
8 -	49.677	27.499	1:17.176 **(3)**	92.31	0.703	13:59:14.695
9 -	49.689	27.442	1:17.131 **(2)**	92.37	0.658	14:00:31.826

BMCRC - MRO Championships - Rnd 6 @ Donington Park National

Open 500 & Rookie 600

RACE 9 - SECTOR ANALYSIS

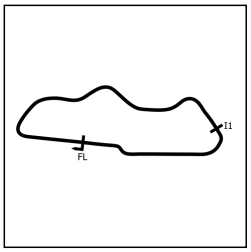

SECTOR 1 = FL to I1, SECTOR 2 = I1 to FL, DIFF = Difference To Personal Best Lap, P = Crossed Finish Line in Pit Lane, D = Time Disallowed

P5 808 R600 Steven BICKERTON — Yamaha R6 -

IDEAL LAP TIME : 1:18.004 BEST LAP TIME : 1:18.070 DIFFERENCE : 0.066

LAP	SECTOR 1	SECTOR 2	LAP TIME		MPH	DIFF	TIME OF DAY
1 -		27.744	1:23.583		85.23	5.513	13:50:12.056
2 -	50.964	27.549	1:18.513		90.74	0.443	13:51:30.569
3 -	51.159	***27.222***	1:18.381	**(2)**	90.89	0.311	13:52:48.950
4 -	51.175	27.753	1:18.928		90.26	0.858	13:54:07.878
5 -	51.837	27.389	1:19.226		89.92	1.156	13:55:27.104
6 -	***50.782***	27.288	***1:18.070***	**(1)**	***91.25***		***13:56:45.174***
7 -	51.077	27.364	1:18.441	**(3)**	90.82	0.371	13:58:03.615
8 -	51.266	27.362	1:18.628		90.61	0.558	13:59:22.243
9 -	51.658	27.546	1:19.204		89.95	1.134	14:00:41.447

P6 162 R600 David HEATON — Triumph Daytona 675R -

IDEAL LAP TIME : 1:18.454 BEST LAP TIME : 1:18.711 DIFFERENCE : 0.257

LAP	SECTOR 1	SECTOR 2	LAP TIME		MPH	DIFF	TIME OF DAY
1 -		27.945	1:24.235		84.57	5.524	13:50:12.708
2 -	50.817	27.894	***1:18.711***	**(1)**	***90.51***		***13:51:31.419***
3 -	51.853	***27.877***	1:19.730		89.35	1.019	13:52:51.149
4 -	51.532	28.502	1:20.034		89.02	1.323	13:54:11.183
5 -	51.261	28.128	1:19.389	**(3)**	89.74	0.678	13:55:30.572
6 -	***50.577***	28.225	1:18.802	**(2)**	90.41	0.091	13:56:49.374
7 -	51.186	28.305	1:19.491		89.62	0.780	13:58:08.865
8 -	51.675	27.976	1:19.651		89.44	0.940	13:59:28.516
9 -	52.883	28.838	1:21.721		87.18	3.010	14:00:50.237

P7 68 R600 Chris PRITCHARD — Triumph Daytona -

IDEAL LAP TIME : 1:18.774 BEST LAP TIME : 1:18.840 DIFFERENCE : 0.066

LAP	SECTOR 1	SECTOR 2	LAP TIME		MPH	DIFF	TIME OF DAY
1 -		29.082	1:27.943		81.01	9.103	13:50:16.416
2 -	52.987	28.998	1:21.985		86.90	3.145	13:51:38.401
3 -	52.814	28.386	1:21.200		87.74	2.360	13:52:59.601
4 -	51.442	28.312	1:19.754		89.33	0.914	13:54:19.355
5 -	***50.666***	28.230	1:18.896	**(2)**	90.30	0.056	13:55:38.251
6 -	51.901	28.492	1:20.393		88.62	1.553	13:56:58.644
7 -	51.171	***28.108***	1:19.279	**(3)**	89.86	0.439	13:58:17.923
8 -	50.693	28.147	***1:18.840***	**(1)**	***90.36***		***13:59:36.763***
9 -	52.118	28.966	1:21.084		87.86	2.244	14:00:57.847

P8 10 R600 Zack HALFORD — Triumph Daytona -

IDEAL LAP TIME : 1:20.481 BEST LAP TIME : 1:20.768 DIFFERENCE : 0.287

LAP	SECTOR 1	SECTOR 2	LAP TIME		MPH	DIFF	TIME OF DAY
1 -		29.760	1:27.807		81.13	7.039	13:50:16.280
2 -	52.875	29.051	1:21.926		86.96	1.158	13:51:38.206
3 -	53.319	28.569	1:21.888	**(3)**	87.00	1.120	13:53:00.094
4 -	52.560	***28.430***	1:20.990	**(2)**	87.96	0.222	13:54:21.084
5 -	***52.051***	28.717	***1:20.768***	**(1)**	***88.21***		***13:55:41.852***
6 -	54.182	29.199	1:23.381		85.44	2.613	13:57:05.233
7 -	53.800	28.953	1:22.753		86.09	1.985	13:58:27.986
8 -	53.145	29.134	1:22.279		86.59	1.511	13:59:50.265
9 -	53.152	29.325	1:22.477		86.38	1.709	14:01:12.742

BMCRC - MRO Championships - Rnd 6 @ Donington Park National

Open 500 & Rookie 600

RACE 9 - SECTOR ANALYSIS

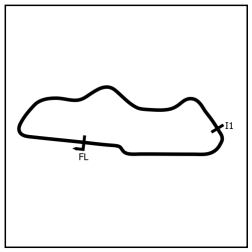

SECTOR 1 = FL to I1, SECTOR 2 = I1 to FL, DIFF = Difference To Personal Best Lap, P = Crossed Finish Line in Pit Lane, D = Time Disallowed

P9 79 4 Sean CRONE — Kawasaki ZX4RR - SC RACING

IDEAL LAP TIME : 1:18.746 BEST LAP TIME : 1:19.021 DIFFERENCE : 0.275

LAP	SECTOR 1	SECTOR 2	LAP TIME	MPH	DIFF	TIME OF DAY
1 -		28.189	1:53.597	62.71	34.576	13:50:42.070
2 -	52.899	28.158	1:21.057	87.89	2.036	13:52:03.127
3 -	52.063	28.306	1:20.369	88.64	1.348	13:53:23.496
4 -	51.333	27.925	1:19.258	89.89	0.237	13:54:42.754
5 -	50.987	28.034	***1:19.021*** **(1)**	***90.16***		***13:56:01.775***
6 -	51.014	28.034	1:19.048 **(2)**	90.13	0.027	13:57:20.823
7 -	51.274	***27.901***	1:19.175	89.98	0.154	13:58:39.998
8 -	***50.845***	28.204	1:19.049 **(3)**	90.12	0.028	13:59:59.047
9 -	51.536	27.927	1:19.463	89.65	0.442	14:01:18.510

P10 56 R600 Michael GOFF — Yamaha R6 13S - MG Commercials

IDEAL LAP TIME : 1:21.480 BEST LAP TIME : 1:21.701 DIFFERENCE : 0.221

LAP	SECTOR 1	SECTOR 2	LAP TIME	MPH	DIFF	TIME OF DAY
1 -		29.303	1:26.856	82.02	5.155	13:50:15.329
2 -	53.580	29.213	1:22.793	86.05	1.092	13:51:38.122
3 -	57.342	30.000	1:27.342	81.57	5.641	13:53:05.464
4 -	54.564	29.259	1:23.823	84.99	2.122	13:54:29.287
5 -	52.956	29.048	1:22.004 **(2)**	86.88	0.303	13:55:51.291
6 -	***52.873***	28.828	***1:21.701*** **(1)**	***87.20***		***13:57:12.992***
7 -	53.155	29.015	1:22.170 **(3)**	86.70	0.469	13:58:35.162
8 -	53.188	29.098	1:22.286	86.58	0.585	13:59:57.448
9 -	53.577	***28.607***	1:22.184	86.69	0.483	14:01:19.632

P11 115 4 Jake DONKERSLEY — Kawasaki ZX4RR -

IDEAL LAP TIME : 1:18.648 BEST LAP TIME : 1:18.931 DIFFERENCE : 0.283

LAP	SECTOR 1	SECTOR 2	LAP TIME	MPH	DIFF	TIME OF DAY
1 -		28.370	1:53.945	62.52	35.014	13:50:42.418
2 -	52.814	28.121	1:20.935	88.02	2.004	13:52:03.353
3 -	52.030	28.193	1:20.223	88.81	1.292	13:53:23.576
4 -	51.434	28.158	1:19.592	89.51	0.661	13:54:43.168
5 -	50.881	***28.050***	***1:18.931*** **(1)**	***90.26***		***13:56:02.099***
6 -	50.937	28.187	1:19.124 **(3)**	90.04	0.193	13:57:21.223
7 -	51.070	28.209	1:19.279	89.86	0.348	13:58:40.502
8 -	***50.598***	28.358	1:18.956 **(2)**	90.23	0.025	13:59:59.458
9 -	51.904	28.783	1:20.687	88.29	1.756	14:01:20.145

P12 42 R600 James HEMPHILL — Yamaha R6 -

IDEAL LAP TIME : 1:22.084 BEST LAP TIME : 1:22.236 DIFFERENCE : 0.152

LAP	SECTOR 1	SECTOR 2	LAP TIME	MPH	DIFF	TIME OF DAY
1 -		29.802	1:27.616	81.31	5.380	13:50:16.089
2 -	53.912	29.423	1:23.335	85.49	1.099	13:51:39.424
3 -	54.637	29.165	1:23.802	85.01	1.566	13:53:03.226
4 -	53.721	29.546	1:23.267	85.56	1.031	13:54:26.493
5 -	53.970	***29.036***	1:23.006 **(3)**	85.83	0.770	13:55:49.499
6 -	53.990	29.583	1:23.573	85.25	1.337	13:57:13.072
7 -	53.595	29.790	1:23.385	85.44	1.149	13:58:36.457
8 -	***53.048***	29.188	***1:22.236*** **(1)**	***86.63***		***13:59:58.693***
9 -	53.093	29.209	1:22.302 **(2)**	86.56	0.066	14:01:20.995

BMCRC - MRO Championships - Rnd 6 @ Donington Park National

Open 500 & Rookie 600

RACE 9 - SECTOR ANALYSIS

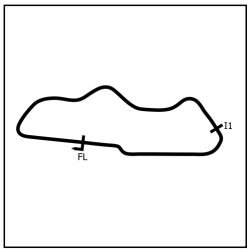

SECTOR 1 = FL to I1, SECTOR 2 = I1 to FL, DIFF = Difference To Personal Best Lap, P = Crossed Finish Line in Pit Lane, D = Time Disallowed

P13 157 R600 Shaun McSHANE Yamaha R6 -

IDEAL LAP TIME : 1:22.621 BEST LAP TIME : 1:23.319 DIFFERENCE : 0.698

LAP	SECTOR 1	SECTOR 2	LAP TIME	MPH	DIFF	TIME OF DAY
1 -		28.865	1:28.387	80.60	5.068	13:50:16.860
2 -	***54.089***	29.304	1:23.393 **(2)**	85.43	0.074	13:51:40.253
3 -	56.151	28.999	1:25.150	83.67	1.831	13:53:05.403
4 -	55.689	***28.532***	1:24.221	84.59	0.902	13:54:29.624
5 -	54.805	29.171	1:23.976	84.84	0.657	13:55:53.600
6 -	54.259	29.060	***1:23.319*** **(1)**	***85.51***		***13:57:16.919***
7 -	56.087	29.626	1:25.713	83.12	2.394	13:58:42.632
8 -	54.687	29.246	1:23.933 **(3)**	84.88	0.614	14:00:06.565
9 -	54.969	29.030	1:23.999	84.81	0.680	14:01:30.564

P14 14 2 Bruce DUNN Yamaha TZ250 - VHM UK

IDEAL LAP TIME : 1:19.837 BEST LAP TIME : 1:20.282 DIFFERENCE : 0.445

LAP	SECTOR 1	SECTOR 2	LAP TIME	MPH	DIFF	TIME OF DAY
1 -		***28.078***	1:53.206	62.93	32.924	13:50:41.679
2 -	54.702	28.715	1:23.417	85.40	3.135	13:52:05.096
3 -	55.820	29.396	1:25.216	83.60	4.934	13:53:30.312
4 -	53.918	28.718	1:22.636	86.21	2.354	13:54:52.948
5 -	52.002	28.421	1:20.423 **(2)**	88.58	0.141	13:56:13.371
6 -	53.151	28.996	1:22.147	86.73	1.865	13:57:35.518
7 -	52.456	28.632	1:21.088 **(3)**	87.86	0.806	13:58:56.606
8 -	***51.759***	28.523	***1:20.282*** **(1)**	***88.74***		***14:00:16.888***

P15 5 2 Peter FELL Honda NX5 -

IDEAL LAP TIME : 1:20.698 BEST LAP TIME : 1:20.933 DIFFERENCE : 0.235

LAP	SECTOR 1	SECTOR 2	LAP TIME	MPH	DIFF	TIME OF DAY
1 -		***28.651***	1:55.947	61.44	35.014	13:50:44.420
2 -	53.691	29.219	1:22.910	85.93	1.977	13:52:07.330
3 -	54.760	29.279	1:24.039	84.77	3.106	13:53:31.369
4 -	53.080	29.141	1:22.221 **(3)**	86.65	1.288	13:54:53.590
5 -	***52.047***	28.886	***1:20.933*** **(1)**	***88.03***		***13:56:14.523***
6 -	52.969	29.163	1:22.132 **(2)**	86.74	1.199	13:57:36.655
7 -	53.250	29.495	1:22.745	86.10	1.812	13:58:59.400
8 -	53.338	29.339	1:22.677	86.17	1.744	14:00:22.077

P16 26 2 Damian LEE Yamaha TZR250 - Leed Autos

IDEAL LAP TIME : 1:21.379 BEST LAP TIME : 1:21.379 DIFFERENCE : 0.000

LAP	SECTOR 1	SECTOR 2	LAP TIME	MPH	DIFF	TIME OF DAY
1 -		29.458	1:57.382	60.69	36.003	13:50:45.855
2 -	53.006	29.711	1:22.717	86.13	1.338	13:52:08.572
3 -	53.823	29.473	1:23.296	85.53	1.917	13:53:31.868
4 -	52.799	29.444	1:22.243 **(3)**	86.62	0.864	13:54:54.111
5 -	***52.252***	***29.127***	***1:21.379*** **(1)**	***87.54***		***13:56:15.490***
6 -	52.792	29.582	1:22.374	86.49	0.995	13:57:37.864
7 -	52.678	29.679	1:22.357	86.50	0.978	13:59:00.221
8 -	52.925	29.218	1:22.143 **(2)**	86.73	0.764	14:00:22.364

P17 41 4 Euan BAINBOROUGH Kawasaki NINJA 400 -

IDEAL LAP TIME : 1:23.862 BEST LAP TIME : 1:24.221 DIFFERENCE : 0.359

LAP	SECTOR 1	SECTOR 2	LAP TIME	MPH	DIFF	TIME OF DAY
1 -		30.126	1:59.388	59.67	35.167	13:50:47.861
2 -	54.487	***29.957***	1:24.444	84.37	0.223	13:52:12.305
3 -	54.553	30.270	1:24.823	83.99	0.602	13:53:37.128
4 -	54.320	30.233	1:24.553	84.26	0.332	13:55:01.681
5 -	54.017	30.373	1:24.390 **(2)**	84.42	0.169	13:56:26.071
6 -	53.984	30.237	***1:24.221*** **(1)**	***84.59***		***13:57:50.292***
7 -	53.936	30.561	1:24.497	84.31	0.276	13:59:14.789
8 -	***53.905***	30.518	1:24.423 **(3)**	84.39	0.202	14:00:39.212

Weather / Track : Cloudy / Dry

Donington Park National: 1.9790 miles
Date: 26/07/2026 Start: 13:48 Finish: 14:00

BMCRC - MRO Championships - Rnd 6 @ Donington Park National

Open 500 & Rookie 600

RACE 9 - SECTOR ANALYSIS

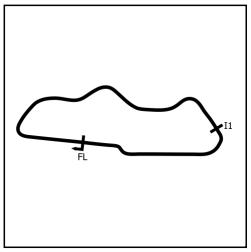

SECTOR 1 = FL to I1, SECTOR 2 = I1 to FL, DIFF = Difference To Personal Best Lap, P = Crossed Finish Line in Pit Lane, D = Time Disallowed

P18 88 2 George PRINOS — Yamaha TZ250 - KAPPA PLANNING LTD

IDEAL LAP TIME : 1:24.248 BEST LAP TIME : 1:24.511 DIFFERENCE : 0.263

LAP	SECTOR 1	SECTOR 2	LAP TIME		MPH	DIFF	TIME OF DAY
1 -		31.740	2:02.410		58.20	37.899	13:50:50.883
2 -	54.902	30.144	1:25.046	(2)	83.77	0.535	13:52:15.929
3 -	***54.466***	30.045	***1:24.511***	**(1)**	***84.30***		***13:53:40.440***
4 -	55.650	***29.782***	1:25.432	(3)	83.39	0.921	13:55:05.872
5 -	54.787	31.975	1:26.762		82.11	2.251	13:56:32.634
6 -	56.272	30.859	1:27.131		81.76	2.620	13:57:59.765
7 -	55.484	30.605	1:26.089		82.75	1.578	13:59:25.854
8 -	55.342	30.340	1:25.682		83.15	1.171	14:00:51.536

P19 99 2 Calvin HOGAN — Yamaha TZR 250 - F.G Racing by Taymar M/c's

IDEAL LAP TIME : 1:25.243 BEST LAP TIME : 1:25.634 DIFFERENCE : 0.391

LAP	SECTOR 1	SECTOR 2	LAP TIME		MPH	DIFF	TIME OF DAY
1 -		***30.512***	2:01.179		58.79	35.545	13:50:49.652
2 -	54.882	30.950	1:25.832	(2)	83.00	0.198	13:52:15.484
3 -	55.625	30.946	1:26.571		82.29	0.937	13:53:42.055
4 -	54.973	30.661	***1:25.634***	**(1)**	***83.19***		***13:55:07.689***
5 -	***54.731***	31.572	1:26.303		82.55	0.669	13:56:33.992
6 -	55.076	31.433	1:26.509		82.35	0.875	13:58:00.501
7 -	55.156	30.948	1:26.104		82.74	0.470	13:59:26.605
8 -	55.353	30.693	1:26.046	(3)	82.80	0.412	14:00:52.651

P20 67 4 Simon HARVEY — Kawasaki ZX4RR - HCL Car Sales - Dymag

IDEAL LAP TIME : 1:25.561 BEST LAP TIME : 1:25.561 DIFFERENCE : 0.000

LAP	SECTOR 1	SECTOR 2	LAP TIME		MPH	DIFF	TIME OF DAY
1 -		30.877	2:02.537		58.14	36.976	13:50:51.010
2 -	57.698	30.624	1:28.322		80.66	2.761	13:52:19.332
3 -	57.589	30.535	1:28.124		80.84	2.563	13:53:47.456
4 -	56.081	30.097	1:26.178	(2)	82.67	0.617	13:55:13.634
5 -	56.118	30.208	1:26.326	(3)	82.53	0.765	13:56:39.960
6 -	56.566	31.319	1:27.885		81.06	2.324	13:58:07.845
7 -	56.911	30.226	1:27.137		81.76	1.576	13:59:34.982
8 -	***55.607***	***29.954***	***1:25.561***	**(1)**	***83.26***		***14:01:00.543***

P21 390 4 Robert EILBECK — KTM RC 390 -

IDEAL LAP TIME : 1:29.487 BEST LAP TIME : 1:29.660 DIFFERENCE : 0.173

LAP	SECTOR 1	SECTOR 2	LAP TIME		MPH	DIFF	TIME OF DAY
1 -		***32.068***	2:05.352		56.83	35.692	13:50:53.825
2 -	1:01.096	33.487	1:34.583		75.32	4.923	13:52:28.408
3 -	1:01.720	32.466	1:34.186		75.64	4.526	13:54:02.594
4 -	59.030	32.867	1:31.897		77.52	2.237	13:55:34.491
5 -	57.895	32.639	1:30.534	(3)	78.69	0.874	13:57:05.025
6 -	***57.419***	32.241	***1:29.660***	**(1)**	***79.46***		***13:58:34.685***
7 -	58.093	32.625	1:30.718		78.53	1.058	14:00:05.403
8 -	58.092	32.132	1:30.224	(2)	78.96	0.564	14:01:35.627

P22 3 4 Becky McKENZIE — Honda RVF 400 -

IDEAL LAP TIME : 1:34.525 BEST LAP TIME : 1:35.211 DIFFERENCE : 0.686

LAP	SECTOR 1	SECTOR 2	LAP TIME		MPH	DIFF	TIME OF DAY
1 -		***32.306***	2:08.752		55.33	33.541	13:50:57.225
2 -	***1:02.219***	32.992	***1:35.211***	**(1)**	***74.83***		***13:52:32.436***
3 -	1:03.099	IN PIT	1:48.998	**P**	65.36	13.787	13:54:21.434

Weather / Track : Cloudy / Dry

Donington Park National: 1.9790 miles
Date: 26/07/2026 Start: 13:48 Finish: 14:00

BMCRC - MRO Championships - Rnd 6 @ Donington Park National

Open 500 & Rookie 600

RACE 9 - SECTOR ANALYSIS

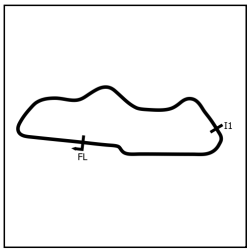

SECTOR 1 = FL to I1, SECTOR 2 = I1 to FL, DIFF = Difference To Personal Best Lap, P = Crossed Finish Line in Pit Lane, D = Time Disallowed

P23 **577** **4** **Richard BUCKHAM** Kawasaki 400 ZXRR -

IDEAL LAP TIME : 1:39.146 BEST LAP TIME : DIFFERENCE :

LAP	SECTOR 1	SECTOR 2	LAP TIME		MPH	DIFF	TIME OF DAY
1 -		***31.066***	2:04.763		57.10		13:50:53.236
2 -	***1:08.080***	IN PIT	1:56.322	**P**	61.24		13:52:49.558

P24 **62** **R600** **James HARGREAVES** Honda CBR 600 RR -

IDEAL LAP TIME : BEST LAP TIME : DIFFERENCE :

LAP	SECTOR 1	SECTOR 2	LAP TIME	MPH	DIFF	TIME OF DAY
1 -						

BMCRC - MRO Championships - Rnd 6 @ Donington Park National

Open 500 & Rookie 600

RACE 9 - BEST SECTORS

	SECTOR 1		SECTOR 2	
POS	NO	TIME	NO	TIME
1	611	**48.509**	65	**26.359**
2	65	**48.610**	611	**26.364**
3	17	**48.616**	17	**26.723**
4	55	**49.235**	55	**27.218**
5	162	**50.577**	808	**27.222**
6	115	**50.598**	162	**27.877**
7	68	**50.666**	79	**27.901**
8	808	**50.782**	115	**28.050**
9	79	**50.845**	14	**28.078**
10	14	**51.759**	68	**28.108**
11	5	**52.047**	10	**28.430**
12	10	**52.051**	157	**28.532**
13	26	**52.252**	56	**28.607**
14	56	**52.873**	5	**28.651**
15	42	**53.048**	42	**29.036**
16	41	**53.905**	26	**29.127**
17	157	**54.089**	88	**29.782**
18	88	**54.466**	67	**29.954**
19	99	**54.731**	41	**29.957**
20	67	**55.607**	99	**30.512**
21	390	**57.419**	577	**31.066**
22	3	**1:02.219**	390	**32.068**
23	577	**1:08.080**	3	**32.306**
24				

IDEAL / BEST COMPARISON

POS	NO	NAME	IDEAL	BEST	DIFF
		PERFECT LAP	**1:14.868**		
1	**611**	COOPER	1:14.873	1:14.873	**0.000**
2	**65**	HALL	1:14.969	1:15.195	**0.226**
3	**17**	MORRIS	1:15.339	1:15.907	**0.568**
4	**55**	ROCHE	1:16.453	1:16.473	**0.020**
5	**808**	BICKERTON	1:18.004	1:18.070	**0.066**
6	**162**	HEATON	1:18.454	1:18.711	**0.257**
7	**115**	DONKERSLEY	1:18.648	1:18.931	**0.283**
8	**79**	CRONE	1:18.746	1:19.021	**0.275**
9	**68**	PRITCHARD	1:18.774	1:18.840	**0.066**
10	**14**	DUNN	1:19.837	1:20.282	**0.445**
11	**10**	HALFORD	1:20.481	1:20.768	**0.287**
12	**5**	FELL	1:20.698	1:20.933	**0.235**
13	**26**	LEE	1:21.379	1:21.379	**0.000**
14	**56**	GOFF	1:21.480	1:21.701	**0.221**
15	**42**	HEMPHILL	1:22.084	1:22.236	**0.152**
16	**157**	McSHANE	1:22.621	1:23.319	**0.698**
17	**41**	BAINBOROUGH	1:23.862	1:24.221	**0.359**
18	**88**	PRINOS	1:24.248	1:24.511	**0.263**
19	**99**	HOGAN	1:25.243	1:25.634	**0.391**
20	**67**	HARVEY	1:25.561	1:25.561	**0.000**
21	**390**	EILBECK	1:29.487	1:29.660	**0.173**
22	**3**	McKENZIE	1:34.525	1:35.211	**0.686**
23	**577**	BUCKHAM			

Weather / Track : Cloudy / Dry

Donington Park National: 1.9790 miles
Date: 26/07/2026 Start: 13:48 Finish: 14:00

Results can be found at www.tsl-timing.com

Printed - 14:02 Sunday, 26 July 2026

BMCRC - MRO Championships - Rnd 6 @ Donington Park National

Open 500 & Rookie 600

RACE 9 - STATISTICS

Competitors Started	24
Planned Start	2026-07-26 @ 12:50:00.000
Actual Start	2026-07-26 @ 13:48:48.472
Finish Time	2026-07-26 @ 14:00:14.115
Track Length	1.9790mi.
Total Laps	186
Total Distance Covered	368.1065mi.

Session Fastest Lap History

NO	CL	NAME	LAP TIME	TIME OF DAY	LAP	VEHICLE
65	R600	**Albert HALL**	**1:15.998**	13:51:22.450	2	Yamaha YZF-R6
611	R600	**Lewis COOPER**	**1:15.725**	13:51:22.539	2	Yamaha R6
65	R600	**Albert HALL**	**1:15.195**	13:55:10.669	5	Yamaha YZF-R6
611	R600	**Lewis COOPER**	**1:15.043**	13:55:10.718	5	Yamaha R6
611	R600	**Lewis COOPER**	**1:14.873**	13:59:01.506	8	Yamaha R6

Session Leader History

NO	CL	NAME	FROM LAP	LAPS LED	DISTANCE	VEHICLE
65	R600	**Albert HALL**	1	2	3.92 miles	Yamaha YZF-R6
611	R600	**Lewis COOPER**	3	1	1.97 miles	Yamaha R6
65	R600	**Albert HALL**	4	6	11.87 miles	Yamaha YZF-R6

Flag History

TYPE	TIME OF DAY
GREEN	13:48:48.472
FINISH	14:00:14.115

Flag Statistics

TYPE	COUNT	TOTAL LAPS	TOTAL TIME
Green	1	9	12:49.451
Red	0	0	0.000
Safety Car	0	0	0.000
FCY	0	0	0.000

BMCRC - MRO Championships - Rnd 6 @ Donington Park National

Open 500 & Rookie 600

RACE 9 - STATISTICS

CLASS : R600

12 Starters

Fastest Lap History

NO	NAME	LAP TIME	TIME OF DAY	LAP	VEHICLE
65	**Albert HALL**	**1:15.998**	13:51:22.450	2	Yamaha YZF-R6
611	**Lewis COOPER**	**1:15.725**	13:51:22.539	2	Yamaha R6
65	**Albert HALL**	**1:15.195**	13:55:10.669	5	Yamaha YZF-R6
611	**Lewis COOPER**	**1:15.043**	13:55:10.718	5	Yamaha R6
611	**Lewis COOPER**	**1:14.873**	13:59:01.506	8	Yamaha R6

Leader History

NO	NAME	FROM LAP	LAPS LED	DISTANCE	VEHICLE
65	**Albert HALL**	1	2	3.92 miles	Yamaha YZF-R6
611	**Lewis COOPER**	3	1	1.97 miles	Yamaha R6
65	**Albert HALL**	4	6	11.87 miles	Yamaha YZF-R6

BMCRC - MRO Championships - Rnd 6 @ Donington Park National

Open 500 & Rookie 600

RACE 9 - STATISTICS

CLASS : 2

5 Starters

Fastest Lap History

NO	NAME	LAP TIME	TIME OF DAY	LAP	VEHICLE
14	**Bruce DUNN**	**1:23.417**	13:52:05.096	2	Yamaha TZ250
5	**Peter FELL**	**1:22.910**	13:52:07.330	2	Honda NX5
26	**Damian LEE**	**1:22.717**	13:52:08.572	2	Yamaha TZR250
14	**Bruce DUNN**	**1:22.636**	13:54:52.948	4	Yamaha TZ250
5	**Peter FELL**	**1:22.221**	13:54:53.590	4	Honda NX5
14	**Bruce DUNN**	**1:20.423**	13:56:13.371	5	Yamaha TZ250
14	**Bruce DUNN**	**1:20.282**	14:00:16.888	8	Yamaha TZ250

Leader History

NO	NAME	FROM LAP	LAPS LED	DISTANCE	VEHICLE
14	**Bruce DUNN**	1	8	15.79 miles	Yamaha TZ250

BMCRC - MRO Championships - Rnd 6 @ Donington Park National

Open 500 & Rookie 600

RACE 9 - STATISTICS

CLASS : 4

7 Starters

Fastest Lap History

NO	NAME	LAP TIME	TIME OF DAY	LAP	VEHICLE
79	**Sean CRONE**	**1:21.057**	13:52:03.127	2	Kawasaki ZX4RR
115	**Jake DONKERSLEY**	**1:20.935**	13:52:03.353	2	Kawasaki ZX4RR
79	**Sean CRONE**	**1:20.369**	13:53:23.496	3	Kawasaki ZX4RR
115	**Jake DONKERSLEY**	**1:20.223**	13:53:23.576	3	Kawasaki ZX4RR
79	**Sean CRONE**	**1:19.258**	13:54:42.754	4	Kawasaki ZX4RR
79	**Sean CRONE**	**1:19.021**	13:56:01.775	5	Kawasaki ZX4RR
115	**Jake DONKERSLEY**	**1:18.931**	13:56:02.099	5	Kawasaki ZX4RR

Leader History

NO	NAME	FROM LAP	LAPS LED	DISTANCE	VEHICLE
79	**Sean CRONE**	1	9	17.77 miles	Kawasaki ZX4RR

BMCRC - MRO Championships - Rnd 6 @ Donington Park National

Open 500 & Rookie 600

RACE 18 - GRID (10 Laps)

BMCRC ROOKIE 600

BMCRC OPEN 500

ROW 14	42 **25** Haydon SMITH	41 **12** Adrian MARTIN	40 **82** Jack WOLFF
ROW 13	39 **64** Iain DAVIS	38 **911** Adam SHERIFF	37 **15** Nick SMITH
ROW 12	36 **112** Sam CAUVIN	35 **191** Craig KELLY	34 **756** Geoff MOOK
ROW 11	33 **577** Richard BUCKHAM	1:35.211 32 **3** Becky McKENZIE	1:29.660 31 **390** Robert EILBECK
ROW 10	1:25.634 30 **99** Calvin HOGAN	1:25.561 29 **67** Simon HARVEY	1:24.511 28 **88** George PRINOS
ROW 9	1:24.221 27 **41** Euan BAINBOROUGH	1:21.379 26 **26** Damian LEE	1:20.933 25 **5** Peter FELL
ROW 8	1:20.282 24 **14** Bruce DUNN	1:19.021 23 **79** Sean CRONE	1:18.931 22 **115** Jake DONKERSLEY
ROW 7			
ROW 6			
ROW 5	15 **802** Lee BOSWELL	14 **207** Simon GRUBER	13 **289** Sam CHURCHER
ROW 4	12 **62** James HARGREAVES	1:23.319 11 **157** Shaun McSHANE	1:22.236 10 **42** James HEMPHILL
ROW 3	1:21.701 9 **56** Michael GOFF	1:20.768 8 **10** Zack HALFORD	1:18.840 7 **68** Chris PRITCHARD
ROW 2	1:18.711 6 **162** David HEATON	1:18.070 5 **808** Steven BICKERTON	1:16.473 4 **55** Timothy ROCHE
ROW 1	1:15.907 3 **17** Andrew MORRIS	1:15.195 2 **65** Albert HALL	1:14.873 1 **611** Lewis COOPER **Pole**

These results are provisional until the conclusion of any judicial and technical matters.

Donington Park National: 1.9790 miles

Clerk Of Course: Caroline Patterson / Andy Brown	Timekeeper: Richard Evans	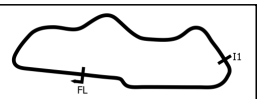

Results can be found at www.tsl-timing.com

Printed - 14:12 Sunday, 26 July 2026

TSL SPORTS TIMING
TIMING SOLUTIONS LTD

BMCRC - MRO Championships - Rnd 6 @ Donington Park National

Open 500 & Rookie 600

RACE 18 - CLASSIFICATION

Race Distance: 10 Laps / 19.79 miles

POS	NO	CL	PIC	NAME	ENTRY	LAPS	TIME	GAP	DIFF	MPH	BEST	ON	GRD	↑↓
1	17	R600	1	Andrew MORRIS	Honda CBR 600 RR - House to Home	10	12:35.861			94.07	1:14.565	4	3	2
2	65	R600	2	Albert HALL	Yamaha YZF-R6 -	10	12:37.042	1.181	1.181	93.93	1:14.184	3	2	0
3	55	R600	3	Timothy ROCHE	Yamaha R6 -	10	12:49.226	13.365	12.184	92.44	1:15.561	5	4	1
4	808	R600	4	Steven BICKERTON	Yamaha R6 -	10	13:09.474	33.613	20.248	90.07	1:17.298	3	5	1
5	68	R600	5	Chris PRITCHARD	Triumph Daytona -	10	13:17.173	41.312	7.699	89.20	1:18.238	4	7	2
6	162	R600	6	David HEATON	Triumph Daytona 675R -	10	13:17.948	42.087	0.775	89.11	1:18.651	4	6	0
7	62	R600	7	James HARGREAVES	Honda CBR 600 RR -	10	13:28.947	53.086	10.999	87.90	1:19.240	9	12	5
8	79	4	1	Sean CRONE	Kawasaki ZX4RR - SC RACING	10	13:33.052	57.191	4.105	87.46	1:17.584	5	17	9
9	115	4	2	Jake DONKERSLEY	Kawasaki ZX4RR -	10	13:47.227	1:11.366	14.175	85.96	1:19.215	2	16	7
10	42	R600	8	James HEMPHILL	Yamaha R6 -	10	13:48.550	1:12.689	1.323	85.82	1:21.769	9	10	0
11	10	R600	9	Zack HALFORD	Triumph Daytona -	10	13:54.797	1:18.936	6.247	85.18	1:21.934	6	8	-3
12	5	2	1	Peter FELL	Honda NX5 -	9	12:43.483	1 Lap	1 Lap	83.80	1:20.796	4	19	7
13	157	R600	10	Shaun McSHANE	Yamaha R6 -	9	12:48.390	1 Lap	4.907	83.27	1:23.902	9	11	-2
14	26	2	2	Damian LEE	Yamaha TZR250 - Leed Autos	9	12:50.483	1 Lap	2.093	83.04	1:21.536	9	20	6
15	88	2	3	George PRINOS	Yamaha TZ250 - KAPPA PLANNING LTD	9	13:11.775	1 Lap	21.292	80.81	1:23.199	2	22	7
16	67	4	3	Simon HARVEY	Kawasaki ZX4RR - HCL Car Sales - Dymag	9	13:12.249	1 Lap	0.474	80.76	1:23.734	8	23	7
17	41	4	4	Euan BAINBOROUGH	Kawasaki NINJA 400 -	9	13:12.705	1 Lap	0.456	80.71	1:23.703	8	21	4
18	390	4	5	Robert EILBECK	KTM RC 390 -	9	14:03.326	1 Lap	50.621	75.87	1:28.579	9	25	7

NOT CLASSIFIED

DNF	611	R600		Lewis COOPER	Yamaha R6 -	2	3:38.498	8 Laps	7 Laps	64.59			1	

NOT STARTED

NS	56	R600	Michael GOFF	Yamaha R6 13S - MG Commercials	9
NS	289	R600	Sam CHURCHER	Yamaha R6 - SC FLOORING	13
NS	207	R600	Simon GRUBER	Yamaha R6 - Mono Motorcycles	14
NS	802	R600	Lee BOSWELL	Triumph Daytona 675 -	15
NS	14	2	Bruce DUNN	Yamaha TZ250 - VHM UK	18
NS	99	2	Calvin HOGAN	Yamaha TZR 250 - F.G Racing by Taymar M/c's	24
NS	3	4	Becky McKENZIE	Honda RVF 400 -	26
NS	577	4	Richard BUCKHAM	Kawasaki 400 ZXRR -	27
NS	756	2	Geoff MOOK	Maxton Yamaha TZ 350 -	28
NS	191	2	Craig KELLY	Yamaha TZ250 -	29
NS	112	4	Sam CAUVIN	Honda CB500 - BC excavations	30
NS	15	2	Nick SMITH	Kawasaki KR-1S - Hi-Precision Engineering Ltd	31
NS	911	2	Adam SHERIFF	- KBS motorsport	32
NS	64	2	Iain DAVIS	Yamaha TZR250SPR -	33
NS	82	4	Jack WOLFF	Honda CB500 -	34
NS	12	2	Adrian MARTIN	Yamaha TZ250 - Strategic business development &support lt	35
NS	25	2	Haydon SMITH	Yamaha TZ 250 3YL - HI-Precision Engineering Ltd	36

FASTEST LAP

65	R600	Albert HALL	Yamaha YZF-R6 -	3	1:14.184	96.04 mph	154.56 kph
79	4	Sean CRONE	Kawasaki ZX4RR - SC RACING	5	1:17.584	91.83 mph	147.78 kph
5	2	Peter FELL	Honda NX5 -	4	1:20.796	88.18 mph	141.91 kph

Class R600 - 92.5% of Race Speed = 87.01 mph
Class 4 - 92.5% of Race Speed = 80.90 mph
Class 2 - 92.5% of Race Speed = 77.51 mph

Weather / Track : Cloudy / Dry
These results are provisional until the conclusion of any judicial and technical matters.

Date: 26/07/2026 Start: 16:48 Finish: 17:00
Donington Park National: 1.9790 miles

Clerk Of Course: Caroline Patterson / Andy Brown

Timekeeper: Richard Evans

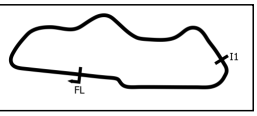

Results can be found at www.tsl-timing.com

Printed - 17:04 Sunday, 26 July 2026

BMCRC - MRO Championships - Rnd 6 @ Donington Park National

Open 500 & Rookie 600

RACE 18 - CLASSIFICATION

Race Distance: 10 Laps / 19.79 miles

Weather / Track : Cloudy / Dry
These results are provisional until the conclusion of any judicial and technical matters.

Date: 26/07/2026 Start: 16:48 Finish: 17:00
Donington Park National: 1.9790 miles

Clerk Of Course: Caroline Patterson / Andy Brown	Timekeeper: Richard Evans	

BMCRC - MRO Championships - Rnd 6 @ Donington Park National

Open 500 & Rookie 600

RACE 18 - LAP CHART

LAP 1 @ 16:49:34.042

NO	BEHIND	LAP TIME
65		1:18.530
611	1.458	1:19.988
17	1.690	1:20.220
55	2.671	1:21.201
162	3.765	1:22.295
808	3.823	1:22.353
62	6.135	1:24.665
68	6.489	1:25.019
157	10.554	1:29.084
42	10.855	1:29.385
10	11.379	1:29.909
79	31.063	1:49.593
115	31.982	1:50.512
5	34.875	1:53.405
26	35.730	1:54.260
41	37.798	1:56.328
88	38.522	1:57.052
67	40.121	1:58.651
390	44.342	2:02.872

LAP 2 @ 16:50:49.151

NO	BEHIND	LAP TIME
65		1:15.109
17	1.538	1:14.957
55	4.430	1:16.868
808	7.200	1:18.486
162	8.062	1:19.406
62	10.767	1:19.741
68	11.407	1:20.027
42	18.374	1:22.628
10	18.538	1:22.268
157	20.194	1:24.749
79	34.139	1:18.185
115	36.088	1:19.215
5	40.629	1:20.863
26	42.200	1:21.579
88	46.612	1:23.199
41	46.756	1:24.067
67	49.614	1:24.602
390	58.251	1:29.018
611	1:04.859	2:18.510 **P**

LAP 3 @ 16:52:03.335

NO	BEHIND	LAP TIME
65		1:14.184
17	2.081	1:14.727
55	6.047	1:15.801
808	10.314	1:17.298
162	12.984	1:19.106
68	16.721	1:19.498
62	16.973	1:20.390
42	26.226	1:22.036
10	26.451	1:22.097
157	31.733	1:25.723
79	37.799	1:17.844
115	41.168	1:19.264
5	47.391	1:20.946
26	49.972	1:21.956
88	57.210	1:24.782
41	57.734	1:25.162
67	59.846	1:24.416
390	1:12.884	1:28.817

LAP 4 @ 16:53:18.024

NO	BEHIND	LAP TIME
65		1:14.689
17	1.957	1:14.565
55	7.204	1:15.846
808	14.042	1:18.417
162	16.946	1:18.651
68	20.270	1:18.238
62	21.849	1:19.565
42	33.506	1:21.969
10	34.474	1:22.712
79	41.976	1:18.866
157	42.829	1:25.785
115	46.237	1:19.758
5	53.498	1:20.796
26	57.328	1:22.045
88	1:07.519	1:24.998
41	1:08.381	1:25.336
67	1:09.080	1:23.923

LAP 5 @ 16:54:33.037

NO	BEHIND	LAP TIME
65		1:15.013
17	1.853	1:14.909
55	7.752	1:15.561
808	17.151	1:18.122
390	1 Lap	1:37.676
162	21.155	1:19.222
68	24.629	1:19.372
62	26.108	1:19.272
42	40.315	1:21.822
10	43.747	1:24.286
79	44.547	1:17.584
115	50.880	1:19.656
157	52.455	1:24.639
5	59.834	1:21.349
26	1:04.675	1:22.360

LAP 6 @ 16:55:48.308

NO	BEHIND	LAP TIME
65		1:15.271
88	1 Lap	1:24.515
17	1.980	1:15.398
41	1 Lap	1:24.237
67	1 Lap	1:24.202
55	8.666	1:16.185
808	20.310	1:18.430
162	25.581	1:19.697
68	28.338	1:18.980
62	31.033	1:20.196
390	1 Lap	1:29.413
42	47.265	1:22.221
79	47.656	1:18.380
10	50.410	1:21.934
115	55.265	1:19.656
157	1:01.793	1:24.609
5	1:06.258	1:21.695
26	1:11.697	1:22.293

LAP 7 @ 16:57:03.727

NO	BEHIND	LAP TIME
65		1:15.419
17	1.349	1:14.788
55	10.558	1:17.311
88	1 Lap	1:24.603
41	1 Lap	1:24.708
67	1 Lap	1:24.185
808	23.436	1:18.545
162	30.106	1:19.944
68	31.884	1:18.965
62	35.215	1:19.601
390	1 Lap	1:29.340
79	50.938	1:18.701
42	53.965	1:22.119
10	57.770	1:22.779
115	59.094	1:19.248
157	1:10.903	1:24.529
5	1:11.717	1:20.878

LAP 8 @ 16:58:19.114

NO	BEHIND	LAP TIME
65		1:15.387
17	0.701	1:14.739
26	1 Lap	1:22.487
55	12.278	1:17.107
88	1 Lap	1:24.800
67	1 Lap	1:24.702
41	1 Lap	1:24.854
808	26.823	1:18.774
162	34.783	1:20.064
68	35.108	1:18.611
62	39.857	1:20.029
79	53.404	1:17.853
42	1:00.942	1:22.364
390	1 Lap	1:28.635
115	1:03.477	1:19.770
10	1:05.115	1:22.732

LAP 9 @ 16:59:34.740

NO	BEHIND	LAP TIME
65		1:15.626
17	0.816	1:15.741
5	1 Lap	1:22.146
157	1 Lap	1:25.370
26	1 Lap	1:21.967
55	13.150	1:16.498
88	1 Lap	1:24.169
41	1 Lap	1:23.703
67	1 Lap	1:23.734
808	30.165	1:18.968
162	38.468	1:19.311
68	38.728	1:19.246
62	43.471	1:19.240
79	55.630	1:17.852
42	1:07.085	1:21.769
115	1:07.921	1:20.070
10	1:13.381	1:23.892
390	1 Lap	1:28.976

LAP 10 @ 17:00:51.373

NO	BEHIND	LAP TIME
17		1:15.817
65	1.181	1:17.814
5	1 Lap	1:21.405
157	1 Lap	1:23.902
55	13.365	1:16.848
26	1 Lap	1:21.536
808	33.613	1:20.081
88	1 Lap	1:23.657
67	1 Lap	1:23.834
41	1 Lap	1:24.310
68	41.312	1:19.217
162	42.087	1:20.252
62	53.086	1:26.248
79	57.191	1:18.194
115	1:11.366	1:20.078
42	1:12.689	1:22.237
10	1:18.936	1:22.188
390	1 Lap	1:28.579

Weather / Track : Cloudy / Dry

Donington Park National: 1.9790 miles
Date: 26/07/2026 Start: 16:48 Finish: 17:00

Results can be found at www.tsl-timing.com

Printed - 17:06 Sunday, 26 July 2026

BMCRC - MRO Championships - Rnd 6 @ Donington Park National

Open 500 & Rookie 600

RACE 18 - POSITION CHART

No	Name	Lap Pos	1	2	3	4	5	6	7	8	9	10
611	COOPER	1	65	65	65	65	65	65	65	65	65	17
65	HALL	2	611	17	17	17	17	17	17	17	17	65
17	MORRIS	3	17	55	55	55	55	55	55	55	55	55
55	ROCHE	4	55	808	808	808	808	808	808	808	808	808
808	BICKERTON	5	162	162	162	162	162	162	162	162	162	68
162	HEATON	6	808	62	68	68	68	68	68	68	68	162
68	PRITCHARD	7	62	68	62	62	62	62	62	62	62	62
10	HALFORD	8	68	42	42	42	42	42	79	79	79	79
56	GOFF	9	157	10	10	10	10	79	42	42	42	115
42	HEMPHILL	10	42	157	157	79	79	10	10	115	115	42
157	McSHANE	11	10	79	79	157	115	115	115	10	10	10
62	HARGREAVES	12	79	115	115	115	157	157	157	5	5	
289	CHURCHER	13	115	5	5	5	5	5	5	157	157	
207	GRUBER	14	5	26	26	26	26	26	26	26	26	
802	BOSWELL	15	26	88	88	88	88	88	88	88	88	
115	DONKERSLEY	16	41	41	41	41	41	41	67	41	67	
79	CRONE	17	88	67	67	67	67	67	41	67	41	
14	DUNN	18	67	390	390	390	390	390	390	390	390	
5	FELL	19	390	*611*								
26	LEE	20										
41	BAINBOROUGH	21										
88	PRINOS	22										
67	HARVEY	23										
99	HOGAN	24										
390	EILBECK	25										
3	McKENZIE	26										
577	BUCKHAM	27										
756	MOOK	28										
191	KELLY	29										
112	CAUVIN	30										
15	SMITH	31										
911	SHERIFF	32										
64	DAVIS	33										
82	WOLFF	34										
12	MARTIN	35										
25	SMITH	36										

Weather / Track : Cloudy / Dry

Donington Park National: 1.9790 miles
Date: 26/07/2026 Start: 16:48 Finish: 17:00

Results can be found at www.tsl-timing.com

Printed - 17:06 Sunday, 26 July 2026

BMCRC - MRO Championships - Rnd 6 @ Donington Park National

Open 500 & Rookie 600

RACE 18 - SECTOR ANALYSIS

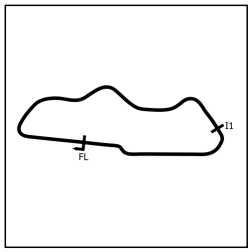

SECTOR 1 = FL to I1, SECTOR 2 = I1 to FL, DIFF = Difference To Personal Best Lap, P = Crossed Finish Line in Pit Lane, D = Time Disallowed

P1 17 R600 Andrew MORRIS

Honda CBR 600 RR - House to Home

IDEAL LAP TIME : 1:14.364 BEST LAP TIME : 1:14.565 DIFFERENCE : 0.201

LAP	SECTOR 1	SECTOR 2	LAP TIME	MPH	DIFF	TIME OF DAY
1 -		26.808	1:20.220	88.81	5.655	16:49:35.732
2 -	48.459	26.498	1:14.957	95.04	0.392	16:50:50.689
3 -	48.173	26.554	1:14.727 (2)	95.34	0.162	16:52:05.416
4 -	***48.027***	26.538	***1:14.565*** (1)	***95.54***		***16:53:19.981***
5 -	48.327	26.582	1:14.909	95.11	0.344	16:54:34.890
6 -	48.142	27.256	1:15.398	94.49	0.833	16:55:50.288
7 -	48.451	***26.337***	1:14.788	95.26	0.223	16:57:05.076
8 -	48.095	26.644	1:14.739 (3)	95.32	0.174	16:58:19.815
9 -	48.935	26.806	1:15.741	94.06	1.176	16:59:35.556
10 -	48.868	26.949	1:15.817	93.97	1.252	17:00:51.373

P2 65 R600 Albert HALL

Yamaha YZF-R6 -

IDEAL LAP TIME : 1:14.184 BEST LAP TIME : 1:14.184 DIFFERENCE : 0.000

LAP	SECTOR 1	SECTOR 2	LAP TIME	MPH	DIFF	TIME OF DAY
1 -		26.447	1:18.530	90.72	4.346	16:49:34.042
2 -	48.533	26.576	1:15.109	94.85	0.925	16:50:49.151
3 -	***47.995***	***26.189***	***1:14.184*** (1)	***96.04***		***16:52:03.335***
4 -	48.426	26.263	1:14.689 (2)	95.39	0.505	16:53:18.024
5 -	48.442	26.571	1:15.013 (3)	94.97	0.829	16:54:33.037
6 -	48.689	26.582	1:15.271	94.65	1.087	16:55:48.308
7 -	49.058	26.361	1:15.419	94.46	1.235	16:57:03.727
8 -	48.952	26.435	1:15.387	94.50	1.203	16:58:19.114
9 -	49.406	26.220	1:15.626	94.20	1.442	16:59:34.740
10 -	51.332	26.482	1:17.814	91.55	3.630	17:00:52.554

P3 55 R600 Timothy ROCHE

Yamaha R6 -

IDEAL LAP TIME : 1:15.561 BEST LAP TIME : 1:15.561 DIFFERENCE : 0.000

LAP	SECTOR 1	SECTOR 2	LAP TIME	MPH	DIFF	TIME OF DAY
1 -		27.019	1:21.201	87.74	5.640	16:49:36.713
2 -	49.782	27.086	1:16.868	92.68	1.307	16:50:53.581
3 -	48.846	26.955	1:15.801 (2)	93.99	0.240	16:52:09.382
4 -	48.770	27.076	1:15.846 (3)	93.93	0.285	16:53:25.228
5 -	***48.662***	***26.899***	***1:15.561*** (1)	***94.28***		***16:54:40.789***
6 -	48.943	27.242	1:16.185	93.51	0.624	16:55:56.974
7 -	49.351	27.960	1:17.311	92.15	1.750	16:57:14.285
8 -	49.461	27.646	1:17.107	92.39	1.546	16:58:31.392
9 -	49.284	27.214	1:16.498	93.13	0.937	16:59:47.890
10 -	49.372	27.476	1:16.848	92.71	1.287	17:01:04.738

P4 808 R600 Steven BICKERTON

Yamaha R6 -

IDEAL LAP TIME : 1:17.298 BEST LAP TIME : 1:17.298 DIFFERENCE : 0.000

LAP	SECTOR 1	SECTOR 2	LAP TIME	MPH	DIFF	TIME OF DAY
1 -		27.213	1:22.353	86.51	5.055	16:49:37.865
2 -	51.322	27.164	1:18.486	90.77	1.188	16:50:56.351
3 -	***50.323***	***26.975***	***1:17.298*** (1)	***92.17***		***16:52:13.649***
4 -	51.201	27.216	1:18.417 (3)	90.85	1.119	16:53:32.066
5 -	51.077	27.045	1:18.122 (2)	91.19	0.824	16:54:50.188
6 -	51.212	27.218	1:18.430	90.84	1.132	16:56:08.618
7 -	51.196	27.349	1:18.545	90.70	1.247	16:57:27.163
8 -	51.260	27.514	1:18.774	90.44	1.476	16:58:45.937
9 -	51.686	27.282	1:18.968	90.22	1.670	17:00:04.905
10 -	52.652	27.429	1:20.081	88.96	2.783	17:01:24.986

BMCRC - MRO Championships - Rnd 6 @ Donington Park National

Open 500 & Rookie 600

RACE 18 - SECTOR ANALYSIS

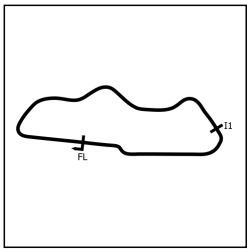

SECTOR 1 = FL to I1, SECTOR 2 = I1 to FL, DIFF = Difference To Personal Best Lap, P = Crossed Finish Line in Pit Lane, D = Time Disallowed

P5 68 R600 Chris PRITCHARD — Triumph Daytona -

IDEAL LAP TIME : 1:18.076 BEST LAP TIME : 1:18.238 DIFFERENCE : 0.162

LAP	SECTOR 1	SECTOR 2	LAP TIME	MPH	DIFF	TIME OF DAY
1 -		28.086	1:25.019	83.80	6.781	16:49:40.531
2 -	51.740	28.287	1:20.027	89.02	1.789	16:51:00.558
3 -	51.198	28.300	1:19.498	89.62	1.260	16:52:20.056
4 -	***50.441***	27.797	***1:18.238*** **(1)**	***91.06***		***16:53:38.294***
5 -	51.276	28.096	1:19.372	89.76	1.134	16:54:57.666
6 -	51.078	27.902	1:18.980	90.20	0.742	16:56:16.646
7 -	51.223	27.742	1:18.965 **(3)**	90.22	0.727	16:57:35.611
8 -	50.859	27.752	1:18.611 **(2)**	90.63	0.373	16:58:54.222
9 -	51.611	***27.635***	1:19.246	89.90	1.008	17:00:13.468
10 -	51.354	27.863	1:19.217	89.93	0.979	17:01:32.685

P6 162 R600 David HEATON — Triumph Daytona 675R -

IDEAL LAP TIME : 1:18.275 BEST LAP TIME : 1:18.651 DIFFERENCE : 0.376

LAP	SECTOR 1	SECTOR 2	LAP TIME	MPH	DIFF	TIME OF DAY
1 -		***27.587***	1:22.295	86.57	3.644	16:49:37.807
2 -	51.396	28.010	1:19.406	89.72	0.755	16:50:57.213
3 -	51.364	27.742	1:19.106 **(2)**	90.06	0.455	16:52:16.319
4 -	***50.688***	27.963	***1:18.651*** **(1)**	***90.58***		***16:53:34.970***
5 -	51.102	28.120	1:19.222 **(3)**	89.93	0.571	16:54:54.192
6 -	51.568	28.129	1:19.697	89.39	1.046	16:56:13.889
7 -	51.878	28.066	1:19.944	89.12	1.293	16:57:33.833
8 -	52.133	27.931	1:20.064	88.98	1.413	16:58:53.897
9 -	51.677	27.634	1:19.311	89.83	0.660	17:00:13.208
10 -	52.460	27.792	1:20.252	88.77	1.601	17:01:33.460

P7 62 R600 James HARGREAVES — Honda CBR 600 RR -

IDEAL LAP TIME : 1:19.188 BEST LAP TIME : 1:19.240 DIFFERENCE : 0.052

LAP	SECTOR 1	SECTOR 2	LAP TIME	MPH	DIFF	TIME OF DAY
1 -		28.222	1:24.665	84.15	5.425	16:49:40.177
2 -	51.702	28.039	1:19.741	89.34	0.501	16:50:59.918
3 -	51.568	28.822	1:20.390	88.62	1.150	16:52:20.308
4 -	51.406	28.159	1:19.565 **(3)**	89.54	0.325	16:53:39.873
5 -	51.372	27.900	1:19.272 **(2)**	89.87	0.032	16:54:59.145
6 -	52.333	***27.863***	1:20.196	88.84	0.956	16:56:19.341
7 -	51.643	27.958	1:19.601	89.50	0.361	16:57:38.942
8 -	51.981	28.048	1:20.029	89.02	0.789	16:58:58.971
9 -	51.347	27.893	***1:19.240*** **(1)**	***89.91***		***17:00:18.211***
10 -	***51.325***	34.923	1:26.248	82.60	7.008	17:01:44.459

P8 79 4 Sean CRONE — Kawasaki ZX4RR - SC RACING

IDEAL LAP TIME : 1:17.584 BEST LAP TIME : 1:17.584 DIFFERENCE : 0.000

LAP	SECTOR 1	SECTOR 2	LAP TIME	MPH	DIFF	TIME OF DAY
1 -		27.781	1:49.593	65.00	32.009	16:50:05.105
2 -	50.432	27.753	1:18.185	91.12	0.601	16:51:23.290
3 -	50.209	27.635	1:17.844 **(2)**	91.52	0.260	16:52:41.134
4 -	50.478	28.388	1:18.866	90.33	1.282	16:54:00.000
5 -	***50.078***	***27.506***	***1:17.584*** **(1)**	***91.83***		***16:55:17.584***
6 -	50.676	27.704	1:18.380	90.89	0.796	16:56:35.964
7 -	51.095	27.606	1:18.701	90.52	1.117	16:57:54.665
8 -	50.338	27.515	1:17.853	91.51	0.269	16:59:12.518
9 -	50.218	27.634	1:17.852 **(3)**	91.51	0.268	17:00:30.370
10 -	50.232	27.962	1:18.194	91.11	0.610	17:01:48.564

BMCRC - MRO Championships - Rnd 6 @ Donington Park National

Open 500 & Rookie 600

RACE 18 - SECTOR ANALYSIS

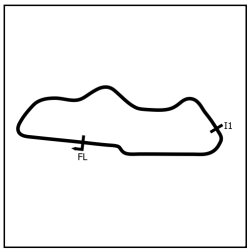

SECTOR 1 = FL to I1, SECTOR 2 = I1 to FL, DIFF = Difference To Personal Best Lap, P = Crossed Finish Line in Pit Lane, D = Time Disallowed

P9 115 4 Jake DONKERSLEY Kawasaki ZX4RR -

IDEAL LAP TIME : 1:18.833 BEST LAP TIME : 1:19.215 DIFFERENCE : 0.382

LAP	SECTOR 1	SECTOR 2	LAP TIME		MPH	DIFF	TIME OF DAY
1 -		***28.277***	1:50.512		64.46	31.297	16:50:06.024
2 -	***50.556***	28.659	***1:19.215***	**(1)**	***89.94***		***16:51:25.239***
3 -	50.710	28.554	1:19.264	**(3)**	89.88	0.049	16:52:44.503
4 -	50.857	28.901	1:19.758		89.32	0.543	16:54:04.261
5 -	51.033	28.623	1:19.656		89.44	0.441	16:55:23.917
6 -	51.118	28.538	1:19.656		89.44	0.441	16:56:43.573
7 -	50.953	28.295	1:19.248	**(2)**	89.90	0.033	16:58:02.821
8 -	51.398	28.372	1:19.770		89.31	0.555	16:59:22.591
9 -	51.703	28.367	1:20.070		88.98	0.855	17:00:42.661
10 -	51.515	28.563	1:20.078		88.97	0.863	17:02:02.739

P10 42 R600 James HEMPHILL Yamaha R6 -

IDEAL LAP TIME : 1:21.563 BEST LAP TIME : 1:21.769 DIFFERENCE : 0.206

LAP	SECTOR 1	SECTOR 2	LAP TIME		MPH	DIFF	TIME OF DAY
1 -		29.333	1:29.385		79.70	7.616	16:49:44.897
2 -	53.609	29.019	1:22.628		86.22	0.859	16:51:07.525
3 -	53.177	28.859	1:22.036		86.84	0.267	16:52:29.561
4 -	***52.830***	29.139	1:21.969	**(3)**	86.91	0.200	16:53:51.530
5 -	52.909	28.913	1:21.822	**(2)**	87.07	0.053	16:55:13.352
6 -	53.334	28.887	1:22.221		86.65	0.452	16:56:35.573
7 -	52.881	29.238	1:22.119		86.75	0.350	16:57:57.692
8 -	53.369	28.995	1:22.364		86.50	0.595	16:59:20.056
9 -	53.036	***28.733***	***1:21.769***	**(1)**	***87.13***		***17:00:41.825***
10 -	53.346	28.891	1:22.237		86.63	0.468	17:02:04.062

P11 10 R600 Zack HALFORD Triumph Daytona -

IDEAL LAP TIME : 1:21.356 BEST LAP TIME : 1:21.934 DIFFERENCE : 0.578

LAP	SECTOR 1	SECTOR 2	LAP TIME		MPH	DIFF	TIME OF DAY
1 -		29.441	1:29.909		79.24	7.975	16:49:45.421
2 -	53.437	28.831	1:22.268		86.60	0.334	16:51:07.689
3 -	52.595	29.502	1:22.097	**(2)**	86.78	0.163	16:52:29.786
4 -	53.331	29.381	1:22.712		86.13	0.778	16:53:52.498
5 -	55.016	29.270	1:24.286		84.52	2.352	16:55:16.784
6 -	52.760	29.174	***1:21.934***	**(1)**	***86.95***		***16:56:38.718***
7 -	53.881	28.898	1:22.779		86.06	0.845	16:58:01.497
8 -	53.957	***28.775***	1:22.732		86.11	0.798	16:59:24.229
9 -	53.936	29.956	1:23.892		84.92	1.958	17:00:48.121
10 -	***52.581***	29.607	1:22.188	**(3)**	86.68	0.254	17:02:10.309

P12 5 2 Peter FELL Honda NX5 -

IDEAL LAP TIME : 1:20.537 BEST LAP TIME : 1:20.796 DIFFERENCE : 0.259

LAP	SECTOR 1	SECTOR 2	LAP TIME		MPH	DIFF	TIME OF DAY
1 -		28.769	1:53.405		62.82	32.609	16:50:08.917
2 -	52.293	28.570	1:20.863	**(2)**	88.10	0.067	16:51:29.780
3 -	***52.034***	28.912	1:20.946		88.01	0.150	16:52:50.726
4 -	52.293	***28.503***	***1:20.796***	**(1)**	***88.18***		***16:54:11.522***
5 -	52.445	28.904	1:21.349		87.58	0.553	16:55:32.871
6 -	52.751	28.944	1:21.695		87.21	0.899	16:56:54.566
7 -	52.287	28.591	1:20.878	**(3)**	88.09	0.082	16:58:15.444
8 -	53.402	28.744	1:22.146		86.73	1.350	16:59:37.590
9 -	52.673	28.732	1:21.405		87.52	0.609	17:00:58.995

BMCRC - MRO Championships - Rnd 6 @ Donington Park National

Open 500 & Rookie 600

RACE 18 - SECTOR ANALYSIS

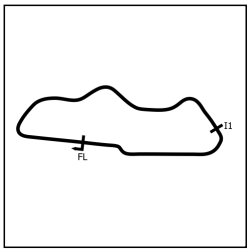

SECTOR 1 = FL to I1, SECTOR 2 = I1 to FL, DIFF = Difference To Personal Best Lap, P = Crossed Finish Line in Pit Lane, D = Time Disallowed

P13 157 R600 Shaun McSHANE Yamaha R6 -

IDEAL LAP TIME : 1:23.902 BEST LAP TIME : 1:23.902 DIFFERENCE : 0.000

LAP	SECTOR 1	SECTOR 2	LAP TIME	MPH	DIFF	TIME OF DAY
1 -		29.246	1:29.084	79.97	5.182	16:49:44.596
2 -	55.547	29.202	1:24.749	84.06	0.847	16:51:09.345
3 -	55.395	30.328	1:25.723	83.11	1.821	16:52:35.068
4 -	56.191	29.594	1:25.785	83.05	1.883	16:54:00.853
5 -	55.321	29.318	1:24.639	84.17	0.737	16:55:25.492
6 -	55.192	29.417	1:24.609 (3)	84.20	0.707	16:56:50.101
7 -	55.254	29.275	1:24.529 (2)	84.28	0.627	16:58:14.630
8 -	55.979	29.391	1:25.370	83.45	1.468	16:59:40.000
9 -	***54.846***	***29.056***	***1:23.902 (1)***	***84.91***		***17:01:03.902***

P14 26 2 Damian LEE Yamaha TZR250 - Leed Autos

IDEAL LAP TIME : 1:21.131 BEST LAP TIME : 1:21.536 DIFFERENCE : 0.405

LAP	SECTOR 1	SECTOR 2	LAP TIME	MPH	DIFF	TIME OF DAY
1 -		29.343	1:54.260	62.35	32.724	16:50:09.772
2 -	***52.114***	29.465	1:21.579 (2)	87.33	0.043	16:51:31.351
3 -	52.374	29.582	1:21.956 (3)	86.93	0.420	16:52:53.307
4 -	52.630	29.415	1:22.045	86.83	0.509	16:54:15.352
5 -	52.746	29.614	1:22.360	86.50	0.824	16:55:37.712
6 -	52.855	29.438	1:22.293	86.57	0.757	16:57:00.005
7 -	52.865	29.622	1:22.487	86.37	0.951	16:58:22.492
8 -	52.826	29.141	1:21.967	86.92	0.431	16:59:44.459
9 -	52.519	***29.017***	***1:21.536 (1)***	***87.38***		***17:01:05.995***

P15 88 2 George PRINOS Yamaha TZ250 - KAPPA PLANNING LTD

IDEAL LAP TIME : 1:22.982 BEST LAP TIME : 1:23.199 DIFFERENCE : 0.217

LAP	SECTOR 1	SECTOR 2	LAP TIME	MPH	DIFF	TIME OF DAY
1 -		***29.600***	1:57.052	60.86	33.853	16:50:12.564
2 -	***53.382***	29.817	***1:23.199 (1)***	***85.63***		***16:51:35.763***
3 -	54.369	30.413	1:24.782	84.03	1.583	16:53:00.545
4 -	55.146	29.852	1:24.998	83.82	1.799	16:54:25.543
5 -	54.594	29.921	1:24.515	84.30	1.316	16:55:50.058
6 -	55.003	***29.600***	1:24.603	84.21	1.404	16:57:14.661
7 -	55.060	29.740	1:24.800	84.01	1.601	16:58:39.461
8 -	54.324	29.845	1:24.169 (3)	84.64	0.970	17:00:03.630
9 -	53.629	30.028	1:23.657 (2)	85.16	0.458	17:01:27.287

P16 67 4 Simon HARVEY Kawasaki ZX4RR - HCL Car Sales - Dymag

IDEAL LAP TIME : 1:23.528 BEST LAP TIME : 1:23.734 DIFFERENCE : 0.206

LAP	SECTOR 1	SECTOR 2	LAP TIME	MPH	DIFF	TIME OF DAY
1 -		29.996	1:58.651	60.04	34.917	16:50:14.163
2 -	54.897	29.705	1:24.602	84.21	0.868	16:51:38.765
3 -	54.809	29.607	1:24.416	84.39	0.682	16:53:03.181
4 -	***54.445***	29.478	1:23.923 (3)	84.89	0.189	16:54:27.104
5 -	54.455	29.747	1:24.202	84.61	0.468	16:55:51.306
6 -	54.589	29.596	1:24.185	84.63	0.451	16:57:15.491
7 -	54.976	29.726	1:24.702	84.11	0.968	16:58:40.193
8 -	54.493	29.241	***1:23.734 (1)***	***85.08***		***17:00:03.927***
9 -	54.751	***29.083***	1:23.834 (2)	84.98	0.100	17:01:27.761

BMCRC - MRO Championships - Rnd 6 @ Donington Park National

Open 500 & Rookie 600

RACE 18 - SECTOR ANALYSIS

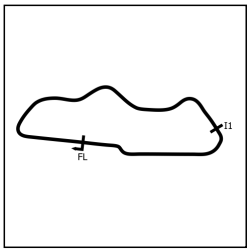

SECTOR 1 = FL to I1, SECTOR 2 = I1 to FL, DIFF = Difference To Personal Best Lap, P = Crossed Finish Line in Pit Lane, D = Time Disallowed

P17 41 4 Euan BAINBOROUGH Kawasaki NINJA 400 -

IDEAL LAP TIME : 1:23.205 BEST LAP TIME : 1:23.703 DIFFERENCE : 0.498

LAP	SECTOR 1	SECTOR 2	LAP TIME		MPH	DIFF	TIME OF DAY
1 -		30.027	1:56.328		61.24	32.625	16:50:11.840
2 -	***53.577***	30.490	1:24.067	**(2)**	84.74	0.364	16:51:35.907
3 -	54.675	30.487	1:25.162		83.65	1.459	16:53:01.069
4 -	55.067	30.269	1:25.336		83.48	1.633	16:54:26.405
5 -	54.368	29.869	1:24.237	**(3)**	84.57	0.534	16:55:50.642
6 -	54.689	30.019	1:24.708		84.10	1.005	16:57:15.350
7 -	55.008	29.846	1:24.854		83.96	1.151	16:58:40.204
8 -	54.075	***29.628***	***1:23.703***	**(1)**	***85.11***		***17:00:03.907***
9 -	54.318	29.992	1:24.310		84.50	0.607	17:01:28.217

P18 390 4 Robert EILBECK KTM RC 390 -

IDEAL LAP TIME : 1:27.983 BEST LAP TIME : 1:28.579 DIFFERENCE : 0.596

LAP	SECTOR 1	SECTOR 2	LAP TIME		MPH	DIFF	TIME OF DAY
1 -		32.152	2:02.872		57.98	34.293	16:50:18.384
2 -	56.839	32.179	1:29.018		80.03	0.439	16:51:47.402
3 -	***56.557***	32.260	1:28.817	**(3)**	80.21	0.238	16:53:16.219
4 -	1:03.493	34.183	1:37.676		72.94	9.097	16:54:53.895
5 -	57.625	31.788	1:29.413		79.68	0.834	16:56:23.308
6 -	57.441	31.899	1:29.340		79.74	0.761	16:57:52.648
7 -	56.786	31.849	1:28.635	**(2)**	80.38	0.056	16:59:21.283
8 -	57.550	***31.426***	1:28.976		80.07	0.397	17:00:50.259
9 -	56.661	31.918	***1:28.579***	**(1)**	***80.43***		***17:02:18.838***

P19 611 R600 Lewis COOPER Yamaha R6 -

IDEAL LAP TIME : 1:19.377 BEST LAP TIME : DIFFERENCE :

LAP	SECTOR 1	SECTOR 2	LAP TIME		MPH	DIFF	TIME OF DAY
1 -		***27.103***	1:19.988		89.07		16:49:35.500
2 -	***52.274***	IN PIT	2:18.510	**P**	51.43		16:51:54.010

Weather / Track : Cloudy / Dry

Donington Park National: 1.9790 miles
Date: 26/07/2026 Start: 16:48 Finish: 17:00

BMCRC - MRO Championships - Rnd 6 @ Donington Park National

Open 500 & Rookie 600

RACE 18 - BEST SECTORS

	SECTOR 1		SECTOR 2	
POS	NO	TIME	NO	TIME
1	**65**	**47.995**	**65**	**26.189**
2	**17**	**48.027**	**17**	**26.337**
3	**55**	**48.662**	**55**	**26.899**
4	**79**	**50.078**	**808**	**26.975**
5	**808**	**50.323**	**611**	**27.103**
6	**68**	**50.441**	**79**	**27.506**
7	**115**	**50.556**	**162**	**27.587**
8	**162**	**50.688**	**68**	**27.635**
9	**62**	**51.325**	**62**	**27.863**
10	**5**	**52.034**	**115**	**28.277**
11	**26**	**52.114**	**5**	**28.503**
12	**611**	**52.274**	**42**	**28.733**
13	**10**	**52.581**	**10**	**28.775**
14	**42**	**52.830**	**26**	**29.017**
15	**88**	**53.382**	**157**	**29.056**
16	**41**	**53.577**	**67**	**29.083**
17	**67**	**54.445**	**88**	**29.600**
18	**157**	**54.846**	**41**	**29.628**
19	**390**	**56.557**	**390**	**31.426**

IDEAL / BEST COMPARISON

POS	NO	NAME	IDEAL	BEST	DIFF
		PERFECT LAP	**1:14.184**		
1	**65**	HALL	1:14.184	1:14.184	**0.000**
2	**17**	MORRIS	1:14.364	1:14.565	**0.201**
3	**55**	ROCHE	1:15.561	1:15.561	**0.000**
4	**808**	BICKERTON	1:17.298	1:17.298	**0.000**
5	**79**	CRONE	1:17.584	1:17.584	**0.000**
6	**68**	PRITCHARD	1:18.076	1:18.238	**0.162**
7	**162**	HEATON	1:18.275	1:18.651	**0.376**
8	**115**	DONKERSLEY	1:18.833	1:19.215	**0.382**
9	**62**	HARGREAVES	1:19.188	1:19.240	**0.052**
10	**611**	COOPER			
11	**5**	FELL	1:20.537	1:20.796	**0.259**
12	**26**	LEE	1:21.131	1:21.536	**0.405**
13	**10**	HALFORD	1:21.356	1:21.934	**0.578**
14	**42**	HEMPHILL	1:21.563	1:21.769	**0.206**
15	**88**	PRINOS	1:22.982	1:23.199	**0.217**
16	**41**	BAINBOROUGH	1:23.205	1:23.703	**0.498**
17	**67**	HARVEY	1:23.528	1:23.734	**0.206**
18	**157**	McSHANE	1:23.902	1:23.902	**0.000**
19	**390**	EILBECK	1:27.983	1:28.579	**0.596**

Weather / Track : Cloudy / Dry

Donington Park National: 1.9790 miles
Date: 26/07/2026 Start: 16:48 Finish: 17:00

Results can be found at www.tsl-timing.com

Printed - 17:06 Sunday, 26 July 2026

BMCRC - MRO Championships - Rnd 6 @ Donington Park National

Open 500 & Rookie 600

RACE 18 - STATISTICS

Competitors Started	19
Planned Start	2026-07-26 @ 16:40:00.000
Actual Start	2026-07-26 @ 16:48:15.511
Finish Time	2026-07-26 @ 17:00:51.372
Track Length	1.9790mi.
Total Laps	175
Total Distance Covered	346.3367mi.

Session Fastest Lap History

NO	CL	NAME	LAP TIME	TIME OF DAY	LAP	VEHICLE
65	R600	**Albert HALL**	**1:15.109**	16:50:49.151	2	Yamaha YZF-R6
17	R600	**Andrew MORRIS**	**1:14.957**	16:50:50.689	2	Honda CBR 600 RR
65	R600	**Albert HALL**	**1:14.184**	16:52:03.335	3	Yamaha YZF-R6

Session Leader History

NO	CL	NAME	FROM LAP	LAPS LED	DISTANCE	VEHICLE
65	R600	**Albert HALL**	1	9	17.77 miles	Yamaha YZF-R6
17	R600	**Andrew MORRIS**	10	1	1.97 miles	Honda CBR 600 RR

Flag History

TYPE	TIME OF DAY
GREEN	16:48:15.511
FINISH	17:00:51.372

Flag Statistics

TYPE	COUNT	TOTAL LAPS	TOTAL TIME
Green	1	10	14:08.852
Red	0	0	0.000
Safety Car	0	0	0.000
FCY	0	0	0.000

BMCRC - MRO Championships - Rnd 6 @ Donington Park National

Open 500 & Rookie 600

RACE 18 - STATISTICS

CLASS : 2

3 Starters

Fastest Lap History

NO	NAME	LAP TIME	TIME OF DAY	LAP	VEHICLE
5	**Peter FELL**	**1:20.863**	16:51:29.780	2	Honda NX5
5	**Peter FELL**	**1:20.796**	16:54:11.522	4	Honda NX5

Leader History

NO	NAME	FROM LAP	LAPS LED	DISTANCE	VEHICLE
5	**Peter FELL**	1	9	17.77 miles	Honda NX5

BMCRC - MRO Championships - Rnd 6 @ Donington Park National

Open 500 & Rookie 600

RACE 18 - STATISTICS

CLASS : 4

5 Starters

Fastest Lap History

NO	NAME	LAP TIME	TIME OF DAY	LAP	VEHICLE
79	**Sean CRONE**	**1:18.185**	16:51:23.290	2	Kawasaki ZX4RR
79	**Sean CRONE**	**1:17.844**	16:52:41.134	3	Kawasaki ZX4RR
79	**Sean CRONE**	**1:17.584**	16:55:17.584	5	Kawasaki ZX4RR

Leader History

NO	NAME	FROM LAP	LAPS LED	DISTANCE	VEHICLE
79	**Sean CRONE**	1	10	19.75 miles	Kawasaki ZX4RR

BMCRC - MRO Championships - Rnd 6 @ Donington Park National

Open 500 & Rookie 600

RACE 18 - STATISTICS

CLASS : R600

11 Starters

Fastest Lap History

NO	NAME	LAP TIME	TIME OF DAY	LAP	VEHICLE
65	**Albert HALL**	**1:15.109**	16:50:49.151	2	Yamaha YZF-R6
17	**Andrew MORRIS**	**1:14.957**	16:50:50.689	2	Honda CBR 600 RR
65	**Albert HALL**	**1:14.184**	16:52:03.335	3	Yamaha YZF-R6

Leader History

NO	NAME	FROM LAP	LAPS LED	DISTANCE	VEHICLE
65	**Albert HALL**	1	9	17.77 miles	Yamaha YZF-R6
17	**Andrew MORRIS**	10	1	1.97 miles	Honda CBR 600 RR

BMCRC F1 & F2 SIDECARS

BMCRC-MRO Championships – Round 6

Donington Park National

25th / 26th July 2026

Timing & Results Provided by Timing Solutions Ltd

www.tsl-timing.com

Donington Park National Circuit

Castle Donington, Derby, UK

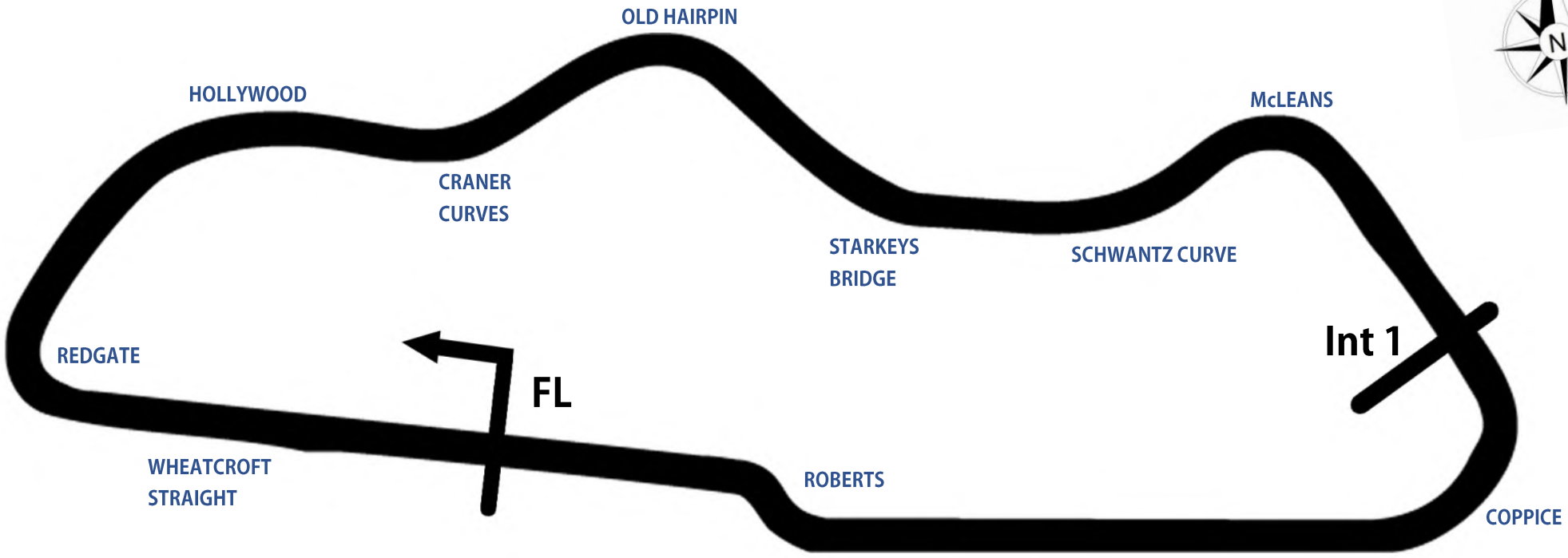

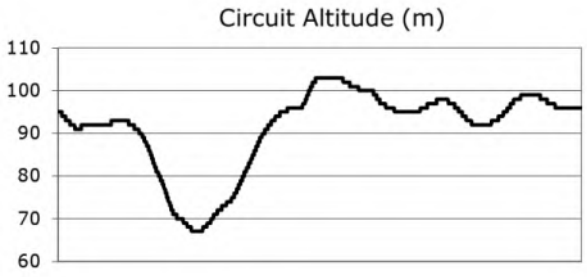

Length	1.9790 miles | 3.185 km | 3185m		
FL	Start @ 60m	52.82971 N	1.37867 W
Int 1	2096m	52.82978 N	1.36508 W
Pit Entry	3158m	52.82951 N	1.37832 W
Pit Exit	229m after FL	52.82996 N	1.38205 W
Pit Entry - Pit Exit	256m, 18.4s @ 50kph, 15.3s @ 60kph		

Results & Live Timing available at – www.tsl-timing.com

Updated - 24/01/2024 10:46

BMCRC - MRO Championships - Rnd 6 @ Donington Park National

BMCRC F1 & F2 Sidecars

QUALIFYING - CLASSIFICATION

POS	NO	CL	PIC	NAME	ENTRY	TIME	ON	LAPS	GAP	DIFF	MPH
1	**91**	F1	1	**WILLIAMS / SMITH**	LCR Yamaha 600 -	**1:15.027**	6	7			94.96
2	**11**	F1	2	**GILBERT / MULDOON**	Ryde 1000 - Angel Inn. Blyth	**1:15.992**	4	8	**0.965**	0.965	93.75
3	**14**	F1	3	**WAKLEY / CONIL**	Ryde F1 - WPS Racing, Assured Office Solutions	**1:17.385**	2	5	**2.358**	1.393	92.06
4	**27**	F1	4	**KIRBY / RUDLAND**	ARS Yamaha 600 - KRT	**1:17.452**	3	7	**2.425**	0.067	91.98
5	**8**	F2	1	**ILARIA / SAUNDERS**	Christie Engineering 600 - Powerhouse	**1:17.526**	7	8	**2.499**	0.074	91.90
6	**114**	F2	2	**LOCKEY / BINSELL**	LCR/Honda Honda - Real Racing	**1:19.455**	7	7	**4.428**	1.929	89.66
7	**15**	F2	3	**GIBSON / RYDER**	CES Suzuki - RVISA / ROWTEC	**1:19.652**	6	7	**4.625**	0.197	89.44
8	**9**	F1	5	**FAIRHURST / FAIRHURST**	- Image in Vinyl	**1:20.256**	5	7	**5.229**	0.604	88.77
9	**24**	F2	4	**McCAIN / OLDROYD**	GP-F2 Yamaha - Handcrafted Joints	**1:20.635**	6	7	**5.608**	0.379	88.35
10	**48**	F2	5	**BERRY / BERRY**	D&D Windle Suzuki F2 - Green Ant Racing.	**1:22.319**	6	7	**7.292**	1.684	86.54
11	**111**	F2	6	**McVEY / ROONEY**	Derbyshire Suzuki -	**1:23.726**	6	7	**8.699**	1.407	85.09
12	**49**	F2	7	**PERRY / MILLER**	Shelborne Honda - Greg Lambert Sidecar School	**1:24.289**	6	7	**9.262**	0.563	84.52
13	**128**	F2	8	**HALL / RICHARDSON**	Shelborne 600 -	**1:26.162**	4	6	**11.135**	1.873	82.68
14	**66**	F2	9	**CROWE / FAIRHURST**	Suzuki GSXR - Flo Racing	**1:27.276**	4	5	**12.249**	1.114	81.63
15	**167**	F1	6	**PETTMAN / WEBB**	Baker Yamaha 1000 - Wesso Racing	**1:33.352**	5	6	**18.325**	6.076	76.32

Weather / Track : Bright / Dry
These results are provisional until the conclusion of any judicial and technical matters.

Date: 25/07/2026 Start: 10:34 Finish: 10:44
Donington Park National: 1.9790 miles

Clerk Of Course: Caroline Patterson / Andy Brown	Timekeeper: Richard Evans	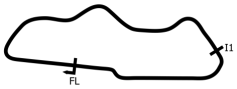

Results can be found at www.tsl-timing.com

Printed - 10:46 Saturday, 25 July 2026

TSL SPORTS TIMING
TIMING SOLUTIONS LTD

BMCRC - MRO Championships - Rnd 6 @ Donington Park National

BMCRC F1 & F2 Sidecars

QUALIFYING - SECTOR ANALYSIS

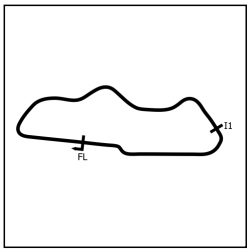

SECTOR 1 = FL to I1, SECTOR 2 = I1 to FL, DIFF = Difference To Personal Best Lap, P = Crossed Finish Line in Pit Lane, D = Time Disallowed

P1 91 F1 WILLIAMS / SMITH

LCR Yamaha 600 -

IDEAL LAP TIME : 1:15.027 BEST LAP TIME : 1:15.027 DIFFERENCE : 0.000

LAP	SECTOR 1	SECTOR 2	LAP TIME	MPH	DIFF	TIME OF DAY
1 -	56.674	28.642	1:25.316	83.50	10.289	10:36:09.891
2 -	50.779	27.415	1:18.194	91.11	3.167	10:37:28.085
3 -	49.166	27.035	1:16.201 **(2)**	93.49	1.174	10:38:44.286
4 -	49.955	27.324	1:17.279 **(3)**	92.19	2.252	10:40:01.565
5 -	50.406	27.694	1:18.100	91.22	3.073	10:41:19.665
6 -	***48.173***	***26.854***	***1:15.027 (1)***	***94.96***		***10:42:34.692***
7 -		IN PIT	1:21.786 **P**	87.11	6.759	10:43:56.478

P2 11 F1 GILBERT / MULDOON

Ryde 1000 - Angel Inn. Blyth

IDEAL LAP TIME : 1:15.892 BEST LAP TIME : 1:15.992 DIFFERENCE : 0.100

LAP	SECTOR 1	SECTOR 2	LAP TIME	MPH	DIFF	TIME OF DAY
1 -	56.598	29.750	1:26.348	82.51	10.356	10:36:21.191
2 -	49.971	27.895	1:17.866	91.49	1.874	10:37:39.057
3 -	51.505	28.848	1:20.353	88.66	4.361	10:38:59.410
4 -	48.643	***27.349***	***1:15.992 (1)***	***93.75***		***10:40:15.402***
5 -	49.290	27.823	1:17.113	92.39	1.121	10:41:32.515
6 -	49.141	27.569	1:16.710	92.87	0.718	10:42:49.225
7 -	48.746	27.659	1:16.405 **(3)**	93.24	0.413	10:44:05.630
8 -	***48.543***	27.846	1:16.389 **(2)**	93.26	0.397	10:45:22.019

P3 14 F1 WAKLEY / CONIL

Ryde F1 - WPS Racing, Assured Office Solutions

IDEAL LAP TIME : 1:17.335 BEST LAP TIME : 1:17.385 DIFFERENCE : 0.050

LAP	SECTOR 1	SECTOR 2	LAP TIME	MPH	DIFF	TIME OF DAY
1 -	54.410	29.064	1:23.474	85.35	6.089	10:35:59.956
2 -	***49.385***	28.000	***1:17.385 (1)***	***92.06***		***10:37:17.341***
3 -	50.186	27.956	1:18.142 **(3)**	91.17	0.757	10:38:35.483
4 -	49.640	***27.950***	1:17.590 **(2)**	91.82	0.205	10:39:53.073
5 -	55.009	IN PIT	1:29.897 **P**	79.25	12.512	10:41:22.970

P4 27 F1 KIRBY / RUDLAND

ARS Yamaha 600 - KRT

IDEAL LAP TIME : 1:17.452 BEST LAP TIME : 1:17.452 DIFFERENCE : 0.000

LAP	SECTOR 1	SECTOR 2	LAP TIME	MPH	DIFF	TIME OF DAY
1 -	54.425	28.444	1:22.869	85.97	5.417	10:36:04.310
2 -	50.343	27.665	1:18.008 **(3)**	91.33	0.556	10:37:22.318
3 -	***49.880***	***27.572***	***1:17.452 (1)***	***91.98***		***10:38:39.770***
4 -	50.108	27.625	1:17.733 **(2)**	91.65	0.281	10:39:57.503
5 -	54.472	29.553	1:24.025	84.79	6.573	10:41:21.528
6 -	50.384	27.747	1:18.131	91.18	0.679	10:42:39.659
7 -	54.287	IN PIT	1:30.336 **P**	78.86	12.884	10:44:09.995

P5 8 F2 ILARIA / SAUNDERS

Christie Engineering 600 - Powerhouse

IDEAL LAP TIME : 1:17.160 BEST LAP TIME : 1:17.526 DIFFERENCE : 0.366

LAP	SECTOR 1	SECTOR 2	LAP TIME	MPH	DIFF	TIME OF DAY
1 -	55.111	29.752	1:24.863	83.95	7.337	10:36:05.384
2 -	51.652	28.641	1:20.293	88.73	2.767	10:37:25.677
3 -	50.459	27.665	1:18.124 **(3)**	91.19	0.598	10:38:43.801
4 -	50.260	28.115	1:18.375	90.90	0.849	10:40:02.176
5 -	51.392	28.481	1:19.873	89.19	2.347	10:41:22.049
6 -	50.562	28.610	1:19.172	89.98	1.646	10:42:41.221
7 -	50.200	***27.326***	***1:17.526 (1)***	***91.90***		***10:43:58.747***
8 -	***49.834***	27.857	1:17.691 **(2)**	91.70	0.165	10:45:16.438

Weather / Track : Bright / Dry

Donington Park National: 1.9790 miles
Date: 25/07/2026 Start: 10:34 Finish: 10:44

BMCRC - MRO Championships - Rnd 6 @ Donington Park National

BMCRC F1 & F2 Sidecars

QUALIFYING - SECTOR ANALYSIS

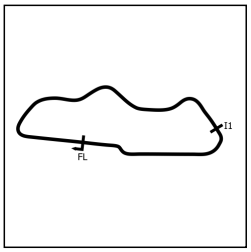

SECTOR 1 = FL to I1, SECTOR 2 = I1 to FL, DIFF = Difference To Personal Best Lap, P = Crossed Finish Line in Pit Lane, D = Time Disallowed

P6 114 F2 LOCKEY / BINSELL

LCR/Honda Honda - Real Racing

IDEAL LAP TIME : 1:19.455 BEST LAP TIME : 1:19.455 DIFFERENCE : 0.000

LAP	SECTOR 1	SECTOR 2	LAP TIME	MPH	DIFF	TIME OF DAY
1 -	57.662	30.072	1:27.734	81.20	8.279	10:36:11.217
2 -	52.501	28.906	1:21.407	87.51	1.952	10:37:32.624
3 -	51.355	28.595	1:19.950 (2)	89.11	0.495	10:38:52.574
4 -	51.278	28.735	1:20.013 (3)	89.04	0.558	10:40:12.587
5 -	51.807	28.763	1:20.570	88.42	1.115	10:41:33.157
6 -	52.534	28.540	1:21.074	87.87	1.619	10:42:54.231
7 -	***51.233***	***28.222***	***1:19.455 (1)***	***89.66***		***10:44:13.686***

P7 15 F2 GIBSON / RYDER

CES Suzuki - RVISA / ROWTEC

IDEAL LAP TIME : 1:19.523 BEST LAP TIME : 1:19.652 DIFFERENCE : 0.129

LAP	SECTOR 1	SECTOR 2	LAP TIME	MPH	DIFF	TIME OF DAY
1 -	57.895	29.896	1:27.791	81.15	8.139	10:36:25.990
2 -	53.422	28.936	1:22.358	86.50	2.706	10:37:48.348
3 -	51.999	***28.489***	1:20.488 (3)	88.51	0.836	10:39:08.836
4 -	51.539	28.715	1:20.254 (2)	88.77	0.602	10:40:29.090
5 -	51.481	29.232	1:20.713	88.27	1.061	10:41:49.803
6 -	***51.034***	28.618	***1:19.652 (1)***	***89.44***		***10:43:09.455***
7 -	51.964	28.759	1:20.723	88.26	1.071	10:44:30.178

P8 9 F1 FAIRHURST / FAIRHURST

- Image in Vinyl

IDEAL LAP TIME : 1:20.256 BEST LAP TIME : 1:20.256 DIFFERENCE : 0.000

LAP	SECTOR 1	SECTOR 2	LAP TIME	MPH	DIFF	TIME OF DAY
1 -	1:01.315	32.387	1:33.702	76.03	13.446	10:36:28.585
2 -	53.771	28.736	1:22.507	86.35	2.251	10:37:51.092
3 -	52.056	28.802	1:20.858 (3)	88.11	0.602	10:39:11.950
4 -	51.882	28.932	1:20.814 (2)	88.16	0.558	10:40:32.764
5 -	***51.622***	***28.634***	***1:20.256 (1)***	***88.77***		***10:41:53.020***
6 -	52.764	28.790	1:21.554	87.36	1.298	10:43:14.574
7 -	53.674	28.992	1:22.666	86.18	2.410	10:44:37.240

P9 24 F2 McCAIN / OLDROYD

GP-F2 Yamaha - Handcrafted Joints

IDEAL LAP TIME : 1:20.573 BEST LAP TIME : 1:20.635 DIFFERENCE : 0.062

LAP	SECTOR 1	SECTOR 2	LAP TIME	MPH	DIFF	TIME OF DAY
1 -	58.558	30.434	1:28.992	80.05	8.357	10:36:14.687
2 -	53.402	29.510	1:22.912	85.93	2.277	10:37:37.599
3 -	52.694	28.979	1:21.673	87.23	1.038	10:38:59.272
4 -	52.288	28.742	1:21.030 (3)	87.92	0.395	10:40:20.302
5 -	***51.850***	29.033	1:20.883 (2)	88.08	0.248	10:41:41.185
6 -	51.912	***28.723***	***1:20.635 (1)***	***88.35***		***10:43:01.820***
7 -	53.544	29.047	1:22.591	86.26	1.956	10:44:24.411

P10 48 F2 BERRY / BERRY

D&D Windle Suzuki F2 - Green Ant Racing.

IDEAL LAP TIME : 1:22.319 BEST LAP TIME : 1:22.319 DIFFERENCE : 0.000

LAP	SECTOR 1	SECTOR 2	LAP TIME	MPH	DIFF	TIME OF DAY
1 -	58.905	30.495	1:29.400	79.69	7.081	10:36:13.369
2 -	55.220	30.096	1:25.316	83.50	2.997	10:37:38.685
3 -	54.764	29.240	1:24.004 (3)	84.81	1.685	10:39:02.689
4 -	53.876	29.892	1:23.768 (2)	85.05	1.449	10:40:26.457
5 -	53.915	30.502	1:24.417	84.39	2.098	10:41:50.874
6 -	***53.356***	***28.963***	***1:22.319 (1)***	***86.54***		***10:43:13.193***
7 -	54.917	30.190	1:25.107	83.71	2.788	10:44:38.300

Weather / Track : Bright / Dry

Donington Park National: 1.9790 miles
Date: 25/07/2026 Start: 10:34 Finish: 10:44

BMCRC - MRO Championships - Rnd 6 @ Donington Park National

BMCRC F1 & F2 Sidecars

QUALIFYING - SECTOR ANALYSIS

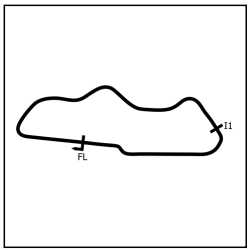

SECTOR 1 = FL to I1, SECTOR 2 = I1 to FL, DIFF = Difference To Personal Best Lap, P = Crossed Finish Line in Pit Lane, D = Time Disallowed

P11 111 F2 McVEY / ROONEY

Derbyshire Suzuki -

IDEAL LAP TIME : 1:23.615 BEST LAP TIME : 1:23.726 DIFFERENCE : 0.111

LAP	SECTOR 1	SECTOR 2	LAP TIME		MPH	DIFF	TIME OF DAY
1 -	58.830	31.966	1:30.796		78.46	7.070	10:36:22.713
2 -	55.568	31.280	1:26.848		82.03	3.122	10:37:49.561
3 -	54.541	30.095	1:24.636		84.17	0.910	10:39:14.197
4 -	***53.704***	30.258	1:23.962	**(3)**	84.85	0.236	10:40:38.159
5 -	54.178	30.253	1:24.431		84.38	0.705	10:42:02.590
6 -	53.811	29.915	***1:23.726***	**(1)**	***85.09***		***10:43:26.316***
7 -	53.883	***29.911***	1:23.794	**(2)**	85.02	0.068	10:44:50.110

P12 49 F2 PERRY / MILLER

Shelborne Honda - Greg Lambert Sidecar School

IDEAL LAP TIME : 1:23.880 BEST LAP TIME : 1:24.289 DIFFERENCE : 0.409

LAP	SECTOR 1	SECTOR 2	LAP TIME		MPH	DIFF	TIME OF DAY
1 -	1:00.114	31.665	1:31.779		77.62	7.490	10:36:16.076
2 -	55.212	30.526	1:25.738		83.09	1.449	10:37:41.814
3 -	54.311	***30.099***	1:24.410	**(2)**	84.40	0.121	10:39:06.224
4 -	54.327	30.720	1:25.047		83.77	0.758	10:40:31.271
5 -	54.513	30.410	1:24.923	**(3)**	83.89	0.634	10:41:56.194
6 -	***53.781***	30.508	***1:24.289***	**(1)**	***84.52***		***10:43:20.483***
7 -	54.521	31.808	1:26.329		82.52	2.040	10:44:46.812

P13 128 F2 HALL / RICHARDSON

Shelborne 600 -

IDEAL LAP TIME : 1:25.334 BEST LAP TIME : 1:26.162 DIFFERENCE : 0.828

LAP	SECTOR 1	SECTOR 2	LAP TIME		MPH	DIFF	TIME OF DAY
1 -	1:01.951	36.320	1:38.271		72.49	12.109	10:36:26.567
2 -	56.515	31.889	1:28.404	**(3)**	80.59	2.242	10:37:54.971
3 -	54.301	33.838	1:28.139	**(2)**	80.83	1.977	10:39:23.110
4 -	55.001	***31.161***	***1:26.162***	**(1)**	***82.68***		***10:40:49.272***
5 -	54.810	33.975	1:28.785		80.24	2.623	10:42:18.057
6 -	***54.173***	IN PIT	1:31.364	**P**	77.98	5.202	10:43:49.421

P14 66 F2 CROWE / FAIRHURST

Suzuki GSXR - Flo Racing

IDEAL LAP TIME : 1:27.208 BEST LAP TIME : 1:27.276 DIFFERENCE : 0.068

LAP	SECTOR 1	SECTOR 2	LAP TIME		MPH	DIFF	TIME OF DAY
1 -	1:02.900	31.933	1:34.833		75.12	7.557	10:36:21.201
2 -	59.041	31.139	1:30.180	**(3)**	79.00	2.904	10:37:51.381
3 -	57.281	***30.674***	1:27.955	**(2)**	81.00	0.679	10:39:19.336
4 -	***56.534***	30.742	***1:27.276***	**(1)**	***81.63***		***10:40:46.612***
5 -	57.151	IN PIT	1:34.694	**P**	75.23	7.418	10:42:21.306

P15 167 F1 PETTMAN / WEBB

Baker Yamaha 1000 - Wesso Racing

IDEAL LAP TIME : 1:33.352 BEST LAP TIME : 1:33.352 DIFFERENCE : 0.000

LAP	SECTOR 1	SECTOR 2	LAP TIME		MPH	DIFF	TIME OF DAY
1 -	1:10.752	36.677	1:47.429		66.31	14.077	10:36:39.923
2 -	1:04.498	33.553	1:38.051		72.66	4.699	10:38:17.974
3 -	1:01.511	33.205	1:34.716	**(3)**	75.22	1.364	10:39:52.690
4 -	1:01.007	33.692	1:34.699	**(2)**	75.23	1.347	10:41:27.389
5 -	***1:00.538***	***32.814***	***1:33.352***	**(1)**	***76.32***		***10:43:00.741***
6 -	1:01.899	32.900	1:34.799		75.15	1.447	10:44:35.540

BMCRC - MRO Championships - Rnd 6 @ Donington Park National

BMCRC F1 & F2 Sidecars

QUALIFYING - BEST SECTORS

	SECTOR 1		SECTOR 2	
POS	NO	TIME	NO	TIME
1	**91**	**48.173**	**91**	**26.854**
2	**11**	**48.543**	**8**	**27.326**
3	**14**	**49.385**	**11**	**27.349**
4	**8**	**49.834**	**27**	**27.572**
5	**27**	**49.880**	**14**	**27.950**
6	**15**	**51.034**	**114**	**28.222**
7	**114**	**51.233**	**15**	**28.489**
8	**9**	**51.622**	**9**	**28.634**
9	**24**	**51.850**	**24**	**28.723**
10	**48**	**53.356**	**48**	**28.963**
11	**111**	**53.704**	**111**	**29.911**
12	**49**	**53.781**	**49**	**30.099**
13	**128**	**54.173**	**66**	**30.674**
14	**66**	**56.534**	**128**	**31.161**
15	**167**	**1:00.538**	**167**	**32.814**

IDEAL / BEST COMPARISON

POS	NO	NAME	IDEAL	BEST	DIFF
		PERFECT LAP	**1:15.027**		
1	**91**	WILLIAMS / SMITH	1:15.027	1:15.027	**0.000**
2	**11**	GILBERT / MULDOON	1:15.892	1:15.992	**0.100**
3	**8**	ILARIA / SAUNDERS	1:17.160	1:17.526	**0.366**
4	**14**	WAKLEY / CONIL	1:17.335	1:17.385	**0.050**
5	**27**	KIRBY / RUDLAND	1:17.452	1:17.452	**0.000**
6	**114**	LOCKEY / BINSELL	1:19.455	1:19.455	**0.000**
7	**15**	GIBSON / RYDER	1:19.523	1:19.652	**0.129**
8	**9**	FAIRHURST / FAIRHURST	1:20.256	1:20.256	**0.000**
9	**24**	McCAIN / OLDROYD	1:20.573	1:20.635	**0.062**
10	**48**	BERRY / BERRY	1:22.319	1:22.319	**0.000**
11	**111**	McVEY / ROONEY	1:23.615	1:23.726	**0.111**
12	**49**	PERRY / MILLER	1:23.880	1:24.289	**0.409**
13	**128**	HALL / RICHARDSON	1:25.334	1:26.162	**0.828**
14	**66**	CROWE / FAIRHURST	1:27.208	1:27.276	**0.068**
15	**167**	PETTMAN / WEBB	1:33.352	1:33.352	**0.000**

Weather / Track : Bright / Dry

Donington Park National: 1.9790 miles
Date: 25/07/2026 Start: 10:34 Finish: 10:44

Results can be found at www.tsl-timing.com

Printed - 10:46 Saturday, 25 July 2026

BMCRC - MRO Championships - Rnd 6 @ Donington Park National

BMCRC F1 & F2 Sidecars

QUALIFYING - STATISTICS

Competitors Started	15
Planned Start	2026-07-25 @ 10:12:00.000
Actual Start	2026-07-25 @ 10:34:08.166
Finish Time	2026-07-25 @ 10:44:12.374
Track Length	1.9790mi.
Total Laps	101
Total Distance Covered	199.8857mi.

Session Fastest Lap History

NO	CL	NAME	LAP TIME	TIME OF DAY	LAP	VEHICLE
14	F1	**WAKLEY / CONIL**	**1:23.474**	10:35:59.956	1	Ryde F1
27	F1	**KIRBY / RUDLAND**	**1:22.869**	10:36:04.310	1	ARS Yamaha 600
14	F1	**WAKLEY / CONIL**	**1:17.385**	10:37:17.341	2	Ryde F1
91	F1	**WILLIAMS / SMITH**	**1:16.201**	10:38:44.286	3	LCR Yamaha 600
11	F1	**GILBERT / MULDOON**	**1:15.992**	10:40:15.402	4	Ryde 1000
91	F1	**WILLIAMS / SMITH**	**1:15.027**	10:42:34.692	6	LCR Yamaha 600

Flag History

TYPE	TIME OF DAY
GREEN	10:34:08.166
FINISH	10:44:12.374

Flag Statistics

TYPE	COUNT	TOTAL LAPS	TOTAL TIME
Green	1	8	11:31.222
Red	0	0	0.000
Safety Car	0	0	0.000
FCY	0	0	0.000

BMCRC - MRO Championships - Rnd 6 @ Donington Park National

BMCRC F1 & F2 Sidecars

QUALIFYING - STATISTICS

CLASS : F1

6 Starters

Fastest Lap History

NO	NAME	LAP TIME	TIME OF DAY	LAP	VEHICLE
14	**WAKLEY / CONIL**	**1:23.474**	10:35:59.956	1	Ryde F1
27	**KIRBY / RUDLAND**	**1:22.869**	10:36:04.310	1	ARS Yamaha 600
14	**WAKLEY / CONIL**	**1:17.385**	10:37:17.341	2	Ryde F1
91	**WILLIAMS / SMITH**	**1:16.201**	10:38:44.286	3	LCR Yamaha 600
11	**GILBERT / MULDOON**	**1:15.992**	10:40:15.402	4	Ryde 1000
91	**WILLIAMS / SMITH**	**1:15.027**	10:42:34.692	6	LCR Yamaha 600

Weather / Track : Bright / Dry

Donington Park National: 1.9790 miles
Date: 25/07/2026 Start: 10:34 Finish: 10:44

BMCRC - MRO Championships - Rnd 6 @ Donington Park National

BMCRC F1 & F2 Sidecars

QUALIFYING - STATISTICS

CLASS : F2

9 Starters

Fastest Lap History

NO	NAME	LAP TIME	TIME OF DAY	LAP	VEHICLE
8	**ILARIA / SAUNDERS**	**1:24.863**	10:36:05.384	1	Christie Engineering 600
8	**ILARIA / SAUNDERS**	**1:20.293**	10:37:25.677	2	Christie Engineering 600
8	**ILARIA / SAUNDERS**	**1:18.124**	10:38:43.801	3	Christie Engineering 600
8	**ILARIA / SAUNDERS**	**1:17.526**	10:43:58.747	7	Christie Engineering 600

BMCRC - MRO Championships - Rnd 6 @ Donington Park National

BMCRC F1 & F2 Sidecars

RACE 6 - GRID (7 Laps)



These results are provisional until the conclusion of any judicial and technical matters.

Donington Park National: 1.9790 miles

Clerk Of Course: Caroline Patterson / Andy Brown	Timekeeper: Richard Evans	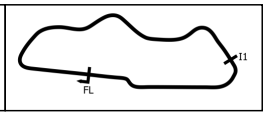

Results can be found at www.tsl-timing.com

Printed - 10:49 Saturday, 25 July 2026

BMCRC - MRO Championships - Rnd 6 @ Donington Park National

BMCRC F1 & F2 Sidecars

RACE 6 - CLASSIFICATION

Race Distance: 7 Laps / 13.85 miles

POS	NO	CL	PIC	NAME	ENTRY	LAPS	TIME	GAP	DIFF	MPH	BEST	ON	GRD	↑↓
1	**91**	F1	1	**WILLIAMS / SMITH**	LCR Yamaha 600 -	**7**	8:56.895			92.63	**1:15.386**	6	1	0
2	**11**	F1	2	**GILBERT / MULDOON**	Ryde 1000 - Angel Inn. Blyth	**7**	8:57.472	**0.577**	0.577	92.53	**1:15.483**	3	2	0
3	**27**	F1	3	**KIRBY / RUDLAND**	ARS Yamaha 600 - KRT	**7**	9:09.226	**12.331**	11.754	90.55	**1:17.203**	3	4	1
4	**114**	F2	1	**LOCKEY / BINSELL**	LCR/Honda Honda - Real Racing	**7**	9:10.121	**13.226**	0.895	90.40	**1:16.710**	7	6	2
5	**8**	F2	2	**ILARIA / SAUNDERS**	Christie Engineering 600 - Powerhouse	**7**	9:11.913	**15.018**	1.792	90.11	**1:17.523**	6	5	0
6	**14**	F1	4	**WAKLEY / CONIL**	Ryde F1 - WPS Racing, Assured Office Solutions	**7**	9:11.921	**15.026**	0.008	90.11	**1:17.746**	7	3	-3
7	**15**	F2	3	**GIBSON / RYDER**	CES Suzuki - RVISA / ROWTEC	**7**	9:16.025	**19.130**	4.104	89.44	**1:18.297**	4	7	0
8	**9**	F1	5	**FAIRHURST / FAIRHURST**	- Image in Vinyl	**7**	9:40.940	**44.045**	24.915	85.61	**1:21.279**	6	8	0
9	**48**	F2	4	**BERRY / BERRY**	D&D Windle Suzuki F2 - Green Ant Racing.	**7**	9:52.051	**55.156**	11.111	84.00	**1:22.987**	4	10	1
10	**111**	F2	5	**McVEY / ROONEY**	Derbyshire Suzuki -	**7**	9:52.716	**55.821**	0.665	83.91	**1:23.044**	3	11	1
11	**49**	F2	6	**PERRY / MILLER**	Shelborne Honda - Greg Lambert Sidecar School	**7**	10:01.657	**1:04.762**	8.941	82.66	**1:24.041**	3	12	1
12	**128**	F2	7	**HALL / RICHARDSON**	Shelborne 600 -	**7**	10:06.653	**1:09.758**	4.996	81.98	**1:22.646**	7	13	1
13	**66**	F2	8	**CROWE / FAIRHURST**	Suzuki GSXR - Flo Racing	**7**	10:20.052	**1:23.157**	13.399	80.21	**1:26.557**	5	14	1
14	**167**	F1	6	**PETTMAN / WEBB**	Baker Yamaha 1000 - Wesso Racing	**6**	9:08.213	**1 Lap**	1 Lap	77.72	**1:28.790**	3	15	1
					NOT CLASSIFIED									
DNF	**24**	F2		**McCAIN / OLDROYD**	GP-F2 Yamaha - Handcrafted Joints	**1**	1:30.648	**6 Laps**	5 Laps	77.09			9	
					NOT STARTED									
NS	**37**	F2		**MORPHET / COPPOCK**	LCR Honda -								16	
					FASTEST LAP									
	91	F1		**WILLIAMS / SMITH**	LCR Yamaha 600 -	**6**	1:15.386		94.50 mph		152.09 kph			
	114	F2		**LOCKEY / BINSELL**	LCR/Honda Honda - Real Racing	**7**	1:16.710		92.87 mph		149.47 kph			

Class F1 - 92.5% of Race Speed = 85.68 mph
Class F2 - 92.5% of Race Speed = 83.62 mph

Weather / Track : Bright / Dry
These results are provisional until the conclusion of any judicial and technical matters.

Date: 25/07/2026 Start: 14:03 Finish: 14:12
Donington Park National: 1.9790 miles

Clerk Of Course: Caroline Patterson / Andy Brown	Timekeeper: Richard Evans	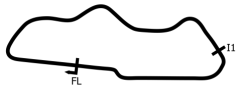

Results can be found at www.tsl-timing.com

Printed - 14:15 Saturday, 25 July 2026

BMCRC - MRO Championships - Rnd 6 @ Donington Park National

BMCRC F1 & F2 Sidecars

RACE 6 - LAP CHART

LAP 1 @ 14:04:36.563

NO	BEHIND	LAP TIME
11		1:20.305
91	0.627	1:20.932
27	2.075	1:22.380
114	2.976	1:23.281
14	3.089	1:23.394
8	3.968	1:24.273
15	4.412	1:24.717
9	8.980	1:29.285
48	10.318	1:30.623
24	10.343	1:30.648
111	10.960	1:31.265
49	12.243	1:32.548
167	15.309	1:35.614
66	15.463	1:35.768
128	15.663	1:35.968

LAP 2 @ 14:05:52.845

NO	BEHIND	LAP TIME
11		1:16.282
91	0.376	1:16.031
27	3.526	1:17.733
14	4.837	1:18.030
114	5.547	1:18.853
8	6.044	1:18.358
15	6.712	1:18.582
9	15.961	1:23.263
48	17.634	1:23.598
111	19.212	1:24.534
49	20.833	1:24.872
66	28.153	1:28.972
128	28.810	1:29.429
167	31.348	1:32.321

LAP 3 @ 14:07:08.328

NO	BEHIND	LAP TIME
11		1:15.483
91	0.336	1:15.443
27	5.246	1:17.203
14	7.293	1:17.939
114	8.178	1:18.114
8	8.482	1:17.921
15	9.760	1:18.531
9	22.426	1:21.948
48	25.375	1:23.224
111	26.773	1:23.044
49	29.391	1:24.041
66	39.238	1:26.568
128	39.630	1:26.303
167	44.655	1:28.790

LAP 4 @ 14:08:24.256

NO	BEHIND	LAP TIME
11		1:15.928
91	0.164	1:15.756
27	6.882	1:17.564
14	9.519	1:18.154
114	10.260	1:18.010
8	10.888	1:18.334
15	12.129	1:18.297
9	27.909	1:21.411
48	32.434	1:22.987
111	34.381	1:23.536
49	37.841	1:24.378
128	49.605	1:25.903
66	50.497	1:27.187
167	59.545	1:30.818

LAP 5 @ 14:09:40.864

NO	BEHIND	LAP TIME
11		1:16.608
91	0.126	1:16.570
27	8.137	1:17.863
14	10.959	1:18.048
114	11.581	1:17.929
8	12.081	1:17.801
15	14.168	1:18.647
9	32.743	1:21.442
48	39.742	1:23.916
111	41.029	1:23.256
49	45.641	1:24.408
128	56.090	1:23.093
66	1:00.446	1:26.557
167	1:12.062	1:29.125

LAP 6 @ 14:10:56.376

NO	BEHIND	LAP TIME
91		1:15.386
11	0.673	1:16.185
27	10.554	1:17.929
114	13.293	1:17.224
14	14.057	1:18.610
8	14.092	1:17.523
15	17.027	1:18.371
9	38.510	1:21.279
48	48.358	1:24.128
111	49.153	1:23.636
49	56.419	1:26.290
128	1:03.889	1:23.311
66	1:12.391	1:27.457

LAP 7 @ 14:12:13.153

NO	BEHIND	LAP TIME
91		1:16.777
11	0.577	1:16.681
167	1 Lap	1:31.545
27	12.331	1:18.554
114	13.226	1:16.710
8	15.018	1:17.703
14	15.026	1:17.746
15	19.130	1:18.880
9	44.045	1:22.312
48	55.156	1:23.575
111	55.821	1:23.445
49	1:04.762	1:25.120
128	1:09.758	1:22.646
66	1:23.157	1:27.543

Weather / Track : Bright / Dry

Donington Park National: 1.9790 miles
Date: 25/07/2026 Start: 14:03 Finish: 14:12

Results can be found at www.tsl-timing.com

Printed - 14:15 Saturday, 25 July 2026

BMCRC - MRO Championships - Rnd 6 @ Donington Park National

BMCRC F1 & F2 Sidecars

RACE 6 - POSITION CHART

No	Name	Lap Pos	1	2	3	4	5	6	7
91	WILLIAMS / SMITH	1	11	11	11	11	11	91	91
11	GILBERT / MULDOON	2	91	91	91	91	91	11	11
14	WAKLEY / CONIL	3	27	27	27	27	27	27	27
27	KIRBY / RUDLAND	4	114	14	14	14	14	114	114
8	ILARIA / SAUNDERS	5	14	114	114	114	114	14	8
114	LOCKEY / BINSELL	6	8	8	8	8	8	8	14
15	GIBSON / RYDER	7	15	15	15	15	15	15	15
9	FAIRHURST / FAIRHUF	8	9	9	9	9	9	9	9
24	McCAIN / OLDROYD	9	48	48	48	48	48	48	48
48	BERRY / BERRY	10	24	111	111	111	111	111	111
111	McVEY / ROONEY	11	111	49	49	49	49	49	49
49	PERRY / MILLER	12	49	66	66	128	128	128	128
128	HALL / RICHARDSON	13	167	128	128	66	66	66	66
66	CROWE / FAIRHURST	14	66	167	167	167	167	167	
167	PETTMAN / WEBB	15	128						
37	MORPHET / COPPOCK	16							

Weather / Track : Bright / Dry

Donington Park National: 1.9790 miles
Date: 25/07/2026 Start: 14:03 Finish: 14:12

Results can be found at www.tsl-timing.com

Printed - 14:15 Saturday, 25 July 2026

BMCRC - MRO Championships - Rnd 6 @ Donington Park National

BMCRC F1 & F2 Sidecars

RACE 6 - SECTOR ANALYSIS

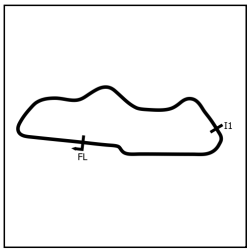

SECTOR 1 = FL to I1, SECTOR 2 = I1 to FL, DIFF = Difference To Personal Best Lap, P = Crossed Finish Line in Pit Lane, D = Time Disallowed

P1 91 F1 WILLIAMS / SMITH

LCR Yamaha 600 -

IDEAL LAP TIME : 1:15.292 BEST LAP TIME : 1:15.386 DIFFERENCE : 0.094

LAP	SECTOR 1	SECTOR 2	LAP TIME	MPH	DIFF	TIME OF DAY
1 -		27.370	1:20.932	88.03	5.546	14:04:37.190
2 -	48.872	27.159	1:16.031	93.70	0.645	14:05:53.221
3 -	***48.480***	26.963	1:15.443 **(2)**	94.43	0.057	14:07:08.664
4 -	48.664	27.092	1:15.756 **(3)**	94.04	0.370	14:08:24.420
5 -	49.277	27.293	1:16.570	93.04	1.184	14:09:40.990
6 -	48.574	***26.812***	***1:15.386*** **(1)**	***94.50***		***14:10:56.376***
7 -	49.573	27.204	1:16.777	92.79	1.391	14:12:13.153

P2 11 F1 GILBERT / MULDOON

Ryde 1000 - Angel Inn. Blyth

IDEAL LAP TIME : 1:15.483 BEST LAP TIME : 1:15.483 DIFFERENCE : 0.000

LAP	SECTOR 1	SECTOR 2	LAP TIME	MPH	DIFF	TIME OF DAY
1 -		27.659	1:20.305	88.71	4.822	14:04:36.563
2 -	48.655	27.627	1:16.282	93.39	0.799	14:05:52.845
3 -	***48.524***	***26.959***	***1:15.483*** **(1)**	***94.38***		***14:07:08.328***
4 -	48.718	27.210	1:15.928 **(2)**	93.83	0.445	14:08:24.256
5 -	49.238	27.370	1:16.608	93.00	1.125	14:09:40.864
6 -	49.108	27.077	1:16.185 **(3)**	93.51	0.702	14:10:57.049
7 -	49.428	27.253	1:16.681	92.91	1.198	14:12:13.730

P3 27 F1 KIRBY / RUDLAND

ARS Yamaha 600 - KRT

IDEAL LAP TIME : 1:17.026 BEST LAP TIME : 1:17.203 DIFFERENCE : 0.177

LAP	SECTOR 1	SECTOR 2	LAP TIME	MPH	DIFF	TIME OF DAY
1 -		***27.485***	1:22.380	86.48	5.177	14:04:38.638
2 -	49.722	28.011	1:17.733 **(3)**	91.65	0.530	14:05:56.371
3 -	***49.541***	27.662	***1:17.203*** **(1)**	***92.28***		***14:07:13.574***
4 -	49.902	27.662	1:17.564 **(2)**	91.85	0.361	14:08:31.138
5 -	50.077	27.786	1:17.863	91.50	0.660	14:09:49.001
6 -	50.164	27.765	1:17.929	91.42	0.726	14:11:06.930
7 -	50.505	28.049	1:18.554	90.69	1.351	14:12:25.484

P4 114 F2 LOCKEY / BINSELL

LCR/Honda Honda - Real Racing

IDEAL LAP TIME : 1:16.464 BEST LAP TIME : 1:16.710 DIFFERENCE : 0.246

LAP	SECTOR 1	SECTOR 2	LAP TIME	MPH	DIFF	TIME OF DAY
1 -		28.666	1:23.281	85.54	6.571	14:04:39.539
2 -	50.800	28.053	1:18.853	90.35	2.143	14:05:58.392
3 -	50.163	27.951	1:18.114	91.20	1.404	14:07:16.506
4 -	50.275	27.735	1:18.010	91.32	1.300	14:08:34.516
5 -	50.387	27.542	1:17.929 **(3)**	91.42	1.219	14:09:52.445
6 -	50.007	***27.217***	1:17.224 **(2)**	92.25	0.514	14:11:09.669
7 -	***49.247***	27.463	***1:16.710*** **(1)**	***92.87***		***14:12:26.379***

P5 8 F2 ILARIA / SAUNDERS

Christie Engineering 600 - Powerhouse

IDEAL LAP TIME : 1:17.490 BEST LAP TIME : 1:17.523 DIFFERENCE : 0.033

LAP	SECTOR 1	SECTOR 2	LAP TIME	MPH	DIFF	TIME OF DAY
1 -		28.311	1:24.273	84.54	6.750	14:04:40.531
2 -	50.508	27.850	1:18.358	90.92	0.835	14:05:58.889
3 -	50.354	27.567	1:17.921	91.43	0.398	14:07:16.810
4 -	50.333	28.001	1:18.334	90.95	0.811	14:08:35.144
5 -	***50.171***	27.630	1:17.801 **(3)**	91.57	0.278	14:09:52.945
6 -	50.204	***27.319***	***1:17.523*** **(1)**	***91.90***		***14:11:10.468***
7 -	50.280	27.423	1:17.703 **(2)**	91.69	0.180	14:12:28.171

Weather / Track : Bright / Dry

Donington Park National: 1.9790 miles
Date: 25/07/2026 Start: 14:03 Finish: 14:12

BMCRC - MRO Championships - Rnd 6 @ Donington Park National

BMCRC F1 & F2 Sidecars

RACE 6 - SECTOR ANALYSIS

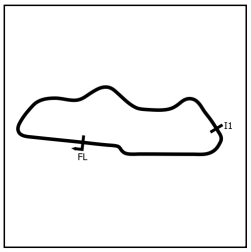

SECTOR 1 = FL to I1, SECTOR 2 = I1 to FL, DIFF = Difference To Personal Best Lap, P = Crossed Finish Line in Pit Lane, D = Time Disallowed

P6 14 F1 WAKLEY / CONIL

Ryde F1 - WPS Racing, Assured Office Solutions

IDEAL LAP TIME : 1:17.490 BEST LAP TIME : 1:17.746 DIFFERENCE : 0.256

LAP	SECTOR 1	SECTOR 2	LAP TIME		MPH	DIFF	TIME OF DAY
1 -		27.961	1:23.394		85.43	5.648	14:04:39.652
2 -	***49.751***	28.279	1:18.030	**(3)**	91.30	0.284	14:05:57.682
3 -	49.968	27.971	1:17.939	**(2)**	91.41	0.193	14:07:15.621
4 -	50.233	27.921	1:18.154		91.16	0.408	14:08:33.775
5 -	50.071	27.977	1:18.048		91.28	0.302	14:09:51.823
6 -	50.871	***27.739***	1:18.610		90.63	0.864	14:11:10.433
7 -	50.004	27.742	***1:17.746***	**(1)**	***91.63***		***14:12:28.179***

P7 15 F2 GIBSON / RYDER

CES Suzuki - RVISA / ROWTEC

IDEAL LAP TIME : 1:18.270 BEST LAP TIME : 1:18.297 DIFFERENCE : 0.027

LAP	SECTOR 1	SECTOR 2	LAP TIME		MPH	DIFF	TIME OF DAY
1 -		28.305	1:24.717		84.09	6.420	14:04:40.975
2 -	50.447	28.135	1:18.582		90.66	0.285	14:05:59.557
3 -	50.644	27.887	1:18.531	**(3)**	90.72	0.234	14:07:18.088
4 -	***50.390***	27.907	***1:18.297***	**(1)**	***90.99***		***14:08:36.385***
5 -	50.643	28.004	1:18.647		90.59	0.350	14:09:55.032
6 -	50.491	***27.880***	1:18.371	**(2)**	90.90	0.074	14:11:13.403
7 -	50.747	28.133	1:18.880		90.32	0.583	14:12:32.283

P8 9 F1 FAIRHURST / FAIRHURST

- Image in Vinyl

IDEAL LAP TIME : 1:21.179 BEST LAP TIME : 1:21.279 DIFFERENCE : 0.100

LAP	SECTOR 1	SECTOR 2	LAP TIME		MPH	DIFF	TIME OF DAY
1 -		29.798	1:29.285		79.79	8.006	14:04:45.543
2 -	53.326	29.937	1:23.263		85.56	1.984	14:06:08.806
3 -	52.630	29.318	1:21.948		86.94	0.669	14:07:30.754
4 -	52.479	***28.932***	1:21.411	**(2)**	87.51	0.132	14:08:52.165
5 -	52.389	29.053	1:21.442	**(3)**	87.48	0.163	14:10:13.607
6 -	***52.247***	29.032	***1:21.279***	**(1)**	***87.65***		***14:11:34.886***
7 -	52.929	29.383	1:22.312		86.55	1.033	14:12:57.198

P9 48 F2 BERRY / BERRY

D&D Windle Suzuki F2 - Green Ant Racing.

IDEAL LAP TIME : 1:22.987 BEST LAP TIME : 1:22.987 DIFFERENCE : 0.000

LAP	SECTOR 1	SECTOR 2	LAP TIME		MPH	DIFF	TIME OF DAY
1 -		30.756	1:30.623		78.61	7.636	14:04:46.881
2 -	53.711	29.887	1:23.598		85.22	0.611	14:06:10.479
3 -	53.771	29.453	1:23.224	**(2)**	85.60	0.237	14:07:33.703
4 -	***53.656***	***29.331***	***1:22.987***	**(1)**	***85.85***		***14:08:56.690***
5 -	54.477	29.439	1:23.916		84.90	0.929	14:10:20.606
6 -	54.568	29.560	1:24.128		84.68	1.141	14:11:44.734
7 -	54.063	29.512	1:23.575	**(3)**	85.24	0.588	14:13:08.309

P10 111 F2 McVEY / ROONEY

Derbyshire Suzuki -

IDEAL LAP TIME : 1:22.716 BEST LAP TIME : 1:23.044 DIFFERENCE : 0.328

LAP	SECTOR 1	SECTOR 2	LAP TIME		MPH	DIFF	TIME OF DAY
1 -		30.708	1:31.265		78.06	8.221	14:04:47.523
2 -	54.495	30.039	1:24.534		84.28	1.490	14:06:12.057
3 -	***53.172***	29.872	***1:23.044***	**(1)**	***85.79***		***14:07:35.101***
4 -	53.770	29.766	1:23.536		85.28	0.492	14:08:58.637
5 -	53.650	29.606	1:23.256	**(2)**	85.57	0.212	14:10:21.893
6 -	54.092	***29.544***	1:23.636		85.18	0.592	14:11:45.529
7 -	53.826	29.619	1:23.445	**(3)**	85.38	0.401	14:13:08.974

BMCRC - MRO Championships - Rnd 6 @ Donington Park National

BMCRC F1 & F2 Sidecars

RACE 6 - SECTOR ANALYSIS

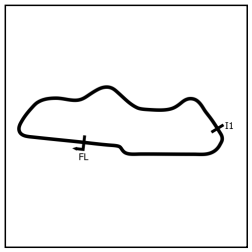

SECTOR 1 = FL to I1, SECTOR 2 = I1 to FL, DIFF = Difference To Personal Best Lap, P = Crossed Finish Line in Pit Lane, D = Time Disallowed

P11 49 F2 PERRY / MILLER

Shelborne Honda - Greg Lambert Sidecar School

IDEAL LAP TIME : 1:24.041 BEST LAP TIME : 1:24.041 DIFFERENCE : 0.000

LAP	SECTOR 1	SECTOR 2	LAP TIME	MPH	DIFF	TIME OF DAY
1 -		30.475	1:32.548	76.98	8.507	14:04:48.806
2 -	54.596	30.276	1:24.872	83.94	0.831	14:06:13.678
3 -	***54.151***	***29.890***	***1:24.041*** **(1)**	***84.77***		***14:07:37.719***
4 -	54.350	30.028	1:24.378 **(2)**	84.43	0.337	14:09:02.097
5 -	54.189	30.219	1:24.408 **(3)**	84.40	0.367	14:10:26.505
6 -	55.615	30.675	1:26.290	82.56	2.249	14:11:52.795
7 -	54.985	30.135	1:25.120	83.70	1.079	14:13:17.915

P12 128 F2 HALL / RICHARDSON

Shelborne 600 -

IDEAL LAP TIME : 1:22.646 BEST LAP TIME : 1:22.646 DIFFERENCE : 0.000

LAP	SECTOR 1	SECTOR 2	LAP TIME	MPH	DIFF	TIME OF DAY
1 -		31.533	1:35.968	74.23	13.322	14:04:52.226
2 -	58.653	30.776	1:29.429	79.66	6.783	14:06:21.655
3 -	55.789	30.514	1:26.303	82.55	3.657	14:07:47.958
4 -	55.617	30.286	1:25.903	82.93	3.257	14:09:13.861
5 -	53.087	30.006	1:23.093 **(2)**	85.74	0.447	14:10:36.954
6 -	53.106	30.205	1:23.311 **(3)**	85.51	0.665	14:12:00.265
7 -	***52.936***	***29.710***	***1:22.646*** **(1)**	***86.20***		***14:13:22.911***

P13 66 F2 CROWE / FAIRHURST

Suzuki GSXR - Flo Racing

IDEAL LAP TIME : 1:26.423 BEST LAP TIME : 1:26.557 DIFFERENCE : 0.134

LAP	SECTOR 1	SECTOR 2	LAP TIME	MPH	DIFF	TIME OF DAY
1 -		31.665	1:35.768	74.39	9.211	14:04:52.026
2 -	58.490	30.482	1:28.972	80.07	2.415	14:06:20.998
3 -	56.239	***30.329***	1:26.568 **(2)**	82.30	0.011	14:07:47.566
4 -	***56.094***	31.093	1:27.187 **(3)**	81.71	0.630	14:09:14.753
5 -	56.190	30.367	***1:26.557*** **(1)**	***82.31***		***14:10:41.310***
6 -	56.440	31.017	1:27.457	81.46	0.900	14:12:08.767
7 -	56.322	31.221	1:27.543	81.38	0.986	14:13:36.310

P14 167 F1 PETTMAN / WEBB

Baker Yamaha 1000 - Wesso Racing

IDEAL LAP TIME : 1:28.498 BEST LAP TIME : 1:28.790 DIFFERENCE : 0.292

LAP	SECTOR 1	SECTOR 2	LAP TIME	MPH	DIFF	TIME OF DAY
1 -		32.218	1:35.614	74.51	6.824	14:04:51.872
2 -	1:00.106	32.215	1:32.321	77.17	3.531	14:06:24.193
3 -	***57.162***	31.628	***1:28.790*** **(1)**	***80.24***		***14:07:52.983***
4 -	58.968	31.850	1:30.818 **(3)**	78.44	2.028	14:09:23.801
5 -	57.789	***31.336***	1:29.125 **(2)**	79.93	0.335	14:10:52.926
6 -	59.218	32.327	1:31.545	77.82	2.755	14:12:24.471

P15 24 F2 McCAIN / OLDROYD

GP-F2 Yamaha - Handcrafted Joints

IDEAL LAP TIME : BEST LAP TIME : DIFFERENCE :

LAP	SECTOR 1	SECTOR 2	LAP TIME	MPH	DIFF	TIME OF DAY
1 -		***31.362***	1:30.648	78.59		14:04:46.906

BMCRC - MRO Championships - Rnd 6 @ Donington Park National

BMCRC F1 & F2 Sidecars

RACE 6 - BEST SECTORS

	SECTOR 1		SECTOR 2	
POS	NO	TIME	NO	TIME
1	**91**	**48.480**	**91**	**26.812**
2	**11**	**48.524**	**11**	**26.959**
3	**114**	**49.247**	**114**	**27.217**
4	**27**	**49.541**	**8**	**27.319**
5	**14**	**49.751**	**27**	**27.485**
6	**8**	**50.171**	**14**	**27.739**
7	**15**	**50.390**	**15**	**27.880**
8	**9**	**52.247**	**9**	**28.932**
9	**128**	**52.936**	**48**	**29.331**
10	**111**	**53.172**	**111**	**29.544**
11	**48**	**53.656**	**128**	**29.710**
12	**49**	**54.151**	**49**	**29.890**
13	**66**	**56.094**	**66**	**30.329**
14	**167**	**57.162**	**167**	**31.336**
15			**24**	**31.362**

IDEAL / BEST COMPARISON

POS	NO	NAME	IDEAL	BEST	DIFF
		PERFECT LAP	**1:15.292**		
1	**91**	WILLIAMS / SMITH	1:15.292	1:15.386	**0.094**
2	**11**	GILBERT / MULDOON	1:15.483	1:15.483	**0.000**
3	**114**	LOCKEY / BINSELL	1:16.464	1:16.710	**0.246**
4	**27**	KIRBY / RUDLAND	1:17.026	1:17.203	**0.177**
5	**14**	WAKLEY / CONIL	1:17.490	1:17.746	**0.256**
6	**8**	ILARIA / SAUNDERS	1:17.490	1:17.523	**0.033**
7	**15**	GIBSON / RYDER	1:18.270	1:18.297	**0.027**
8	**9**	FAIRHURST / FAIRHURST	1:21.179	1:21.279	**0.100**
9	**128**	HALL / RICHARDSON	1:22.646	1:22.646	**0.000**
10	**111**	McVEY / ROONEY	1:22.716	1:23.044	**0.328**
11	**48**	BERRY / BERRY	1:22.987	1:22.987	**0.000**
12	**49**	PERRY / MILLER	1:24.041	1:24.041	**0.000**
13	**66**	CROWE / FAIRHURST	1:26.423	1:26.557	**0.134**
14	**167**	PETTMAN / WEBB	1:28.498	1:28.790	**0.292**
15	**24**	McCAIN / OLDROYD			

Weather / Track : Bright / Dry

Donington Park National: 1.9790 miles
Date: 25/07/2026 Start: 14:03 Finish: 14:12

Results can be found at www.tsl-timing.com

Printed - 14:15 Saturday, 25 July 2026

BMCRC - MRO Championships - Rnd 6 @ Donington Park National

BMCRC F1 & F2 Sidecars

RACE 6 - STATISTICS

Competitors Started	15
Planned Start	2026-07-25 @ 13:05:00.000
Actual Start	2026-07-25 @ 14:03:16.257
Finish Time	2026-07-25 @ 14:12:13.152
Track Length	1.9790mi.
Total Laps	98
Total Distance Covered	193.9485mi.

Session Fastest Lap History

NO	CL	NAME	LAP TIME	TIME OF DAY	LAP	VEHICLE
11	F1	**GILBERT / MULDOON**	**1:16.282**	14:05:52.845	2	Ryde 1000
91	F1	**WILLIAMS / SMITH**	**1:16.031**	14:05:53.221	2	LCR Yamaha 600
11	F1	**GILBERT / MULDOON**	**1:15.483**	14:07:08.328	3	Ryde 1000
91	F1	**WILLIAMS / SMITH**	**1:15.443**	14:07:08.664	3	LCR Yamaha 600
91	F1	**WILLIAMS / SMITH**	**1:15.386**	14:10:56.376	6	LCR Yamaha 600

Session Leader History

NO	CL	NAME	FROM LAP	LAPS LED	DISTANCE	VEHICLE
11	F1	**GILBERT / MULDOON**	1	5	9.85 miles	Ryde 1000
91	F1	**WILLIAMS / SMITH**	6	2	3.95 miles	LCR Yamaha 600

Flag History

TYPE	TIME OF DAY
GREEN	14:03:16.257
FINISH	14:12:13.152

Flag Statistics

TYPE	COUNT	TOTAL LAPS	TOTAL TIME
Green	1	7	10:25.283
Red	0	0	0.000
Safety Car	0	0	0.000
FCY	0	0	0.000

BMCRC - MRO Championships - Rnd 6 @ Donington Park National

BMCRC F1 & F2 Sidecars

RACE 6 - STATISTICS

CLASS : F1

6 Starters

Fastest Lap History

NO	NAME	LAP TIME	TIME OF DAY	LAP	VEHICLE
11	**GILBERT / MULDOON**	**1:16.282**	14:05:52.845	2	Ryde 1000
91	**WILLIAMS / SMITH**	**1:16.031**	14:05:53.221	2	LCR Yamaha 600
11	**GILBERT / MULDOON**	**1:15.483**	14:07:08.328	3	Ryde 1000
91	**WILLIAMS / SMITH**	**1:15.443**	14:07:08.664	3	LCR Yamaha 600
91	**WILLIAMS / SMITH**	**1:15.386**	14:10:56.376	6	LCR Yamaha 600

Leader History

NO	NAME	FROM LAP	LAPS LED	DISTANCE	VEHICLE
11	**GILBERT / MULDOON**	1	5	9.85 miles	Ryde 1000
91	**WILLIAMS / SMITH**	6	2	3.95 miles	LCR Yamaha 600

BMCRC - MRO Championships - Rnd 6 @ Donington Park National

BMCRC F1 & F2 Sidecars

RACE 6 - STATISTICS

CLASS : F2

9 Starters

Fastest Lap History

NO	NAME	LAP TIME	TIME OF DAY	LAP	VEHICLE
114	**LOCKEY / BINSELL**	**1:18.853**	14:05:58.392	2	LCR/Honda Honda
8	**ILARIA / SAUNDERS**	**1:18.358**	14:05:58.889	2	Christie Engineering 600
114	**LOCKEY / BINSELL**	**1:18.114**	14:07:16.506	3	LCR/Honda Honda
8	**ILARIA / SAUNDERS**	**1:17.921**	14:07:16.810	3	Christie Engineering 600
8	**ILARIA / SAUNDERS**	**1:17.801**	14:09:52.945	5	Christie Engineering 600
114	**LOCKEY / BINSELL**	**1:17.224**	14:11:09.669	6	LCR/Honda Honda
114	**LOCKEY / BINSELL**	**1:16.710**	14:12:26.379	7	LCR/Honda Honda

Leader History

NO	NAME	FROM LAP	LAPS LED	DISTANCE	VEHICLE
114	**LOCKEY / BINSELL**	1	7	13.81 miles	LCR/Honda Honda

Weather / Track : Bright / Dry

Donington Park National: 1.9790 miles
Date: 25/07/2026 Start: 14:03 Finish: 14:12

BMCRC - MRO Championships - Rnd 6 @ Donington Park National

BMCRC F1 & F2 Sidecars

RACE 16 - GRID (7 Laps)

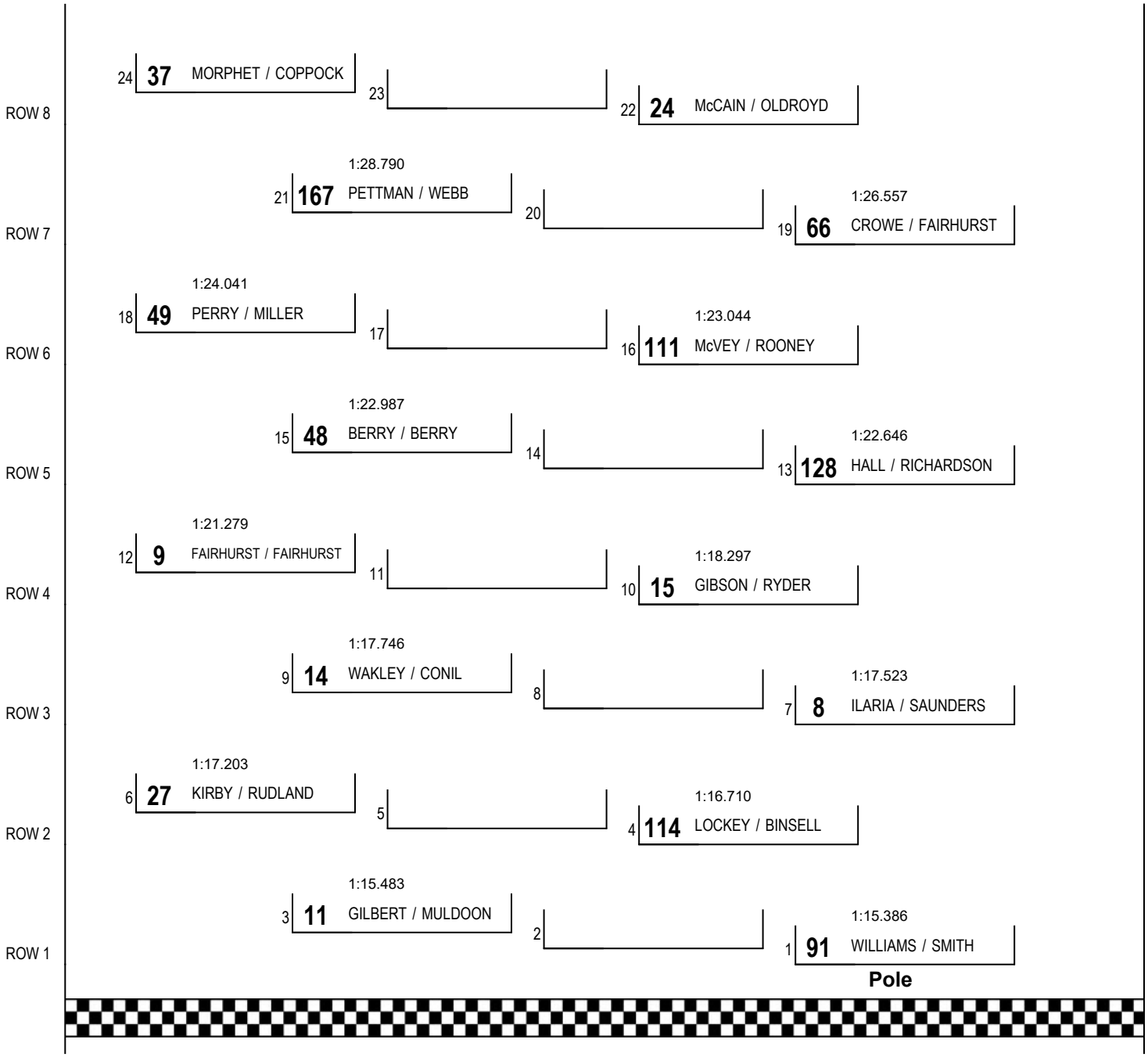

These results are provisional until the conclusion of any judicial and technical matters.

Donington Park National: 1.9790 miles

Clerk Of Course: Caroline Patterson / Andy Brown	Timekeeper: Richard Evans	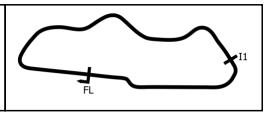

Results can be found at www.tsl-timing.com

Printed - 14:17 Saturday, 25 July 2026

BMCRC - MRO Championships - Rnd 6 @ Donington Park National

BMCRC F1 & F2 Sidecars

RACE 16 - CLASSIFICATION

Race Distance: 5 Laps / 9.89 miles

POS	NO	CL	PIC	NAME	ENTRY	LAPS	TIME	GAP	DIFF	MPH	BEST	ON	GRD	↑↓
1	**91**	F1	1	**WILLIAMS / SMITH**	LCR Yamaha 600 -	**5**	6:22.473			92.78	**1:14.923**	4	1	0
2	**11**	F1	2	**GILBERT / MULDOON**	Ryde 1000 - Angel Inn. Blyth	**5**	6:22.662	**0.189**	0.189	92.73	**1:15.165**	4	2	0
3	**14**	F1	3	**WAKLEY / CONIL**	Ryde F1 - WPS Racing, Assured Office Solutions	**5**	6:29.522	**7.049**	6.860	91.10	**1:16.086**	2	6	3
4	**27**	F1	4	**KIRBY / RUDLAND**	ARS Yamaha 600 - KRT	**5**	6:29.947	**7.474**	0.425	91.00	**1:16.315**	4	4	0
5	**114**	F2	1	**LOCKEY / BINSELL**	LCR/Honda Honda - Real Racing	**5**	6:36.188	**13.715**	6.241	89.57	**1:17.756**	3	3	-2
6	**9**	F1	5	**FAIRHURST / FAIRHURST**	- Image in Vinyl	**5**	6:54.368	**31.895**	18.180	85.64	**1:21.488**	5	8	2
7	**24**	F2	2	**McCAIN / OLDROYD**	GP-F2 Yamaha - Handcrafted Joints	**5**	6:55.151	**32.678**	0.783	85.47	**1:20.750**	5	15	8
8	**48**	F2	3	**BERRY / BERRY**	D&D Windle Suzuki F2 - Green Ant Racing.	**5**	7:01.446	**38.973**	6.295	84.20	**1:22.478**	5	10	2
9	**111**	F2	4	**McVEY / ROONEY**	Derbyshire Suzuki -	**5**	7:02.258	**39.785**	0.812	84.04	**1:22.861**	2	11	2
10	**128**	F2	5	**HALL / RICHARDSON**	Shelborne 600 -	**5**	7:02.460	**39.987**	0.202	84.00	**1:22.082**	2	9	-1
11	**49**	F2	6	**PERRY / MILLER**	Shelborne Honda - Greg Lambert Sidecar School	**5**	7:11.035	**48.562**	8.575	82.32	**1:24.641**	2	12	1
12	**66**	F2	7	**CROWE / FAIRHURST**	Suzuki GSXR - Flo Racing	**5**	7:20.123	**57.650**	9.088	80.62	**1:25.860**	3	13	1
13	**167**	F1	6	**PETTMAN / WEBB**	Baker Yamaha 1000 - Wesso Racing	**5**	7:37.602	**1:15.129**	17.479	77.54	**1:29.873**	4	14	1
					NOT STARTED									
NS	**8**	F2		**ILARIA / SAUNDERS**	Christie Engineering 600 - Powerhouse								5	
NS	**15**	F2		**GIBSON / RYDER**	CES Suzuki - RVISA / ROWTEC								7	
NS	**37**	F2		**MORPHET / COPPOCK**	LCR Honda -								16	
					FASTEST LAP									
	91	F1		**WILLIAMS / SMITH**	LCR Yamaha 600 -	**4**	1:14.923			95.09 mph		153.03 kph		
	114	F2		**LOCKEY / BINSELL**	LCR/Honda Honda - Real Racing	**3**	1:17.756			91.62 mph		147.46 kph		

Class F1 - 92.5% of Race Speed = 85.82 mph
Class F2 - 92.5% of Race Speed = 82.85 mph

Weather / Track : Cloudy / Dry
These results are provisional until the conclusion of any judicial and technical matters.

Date: 25/07/2026 Start: 17:28 Finish: 17:35
Donington Park National: 1.9790 miles

Clerk Of Course: Caroline Patterson / Andy Brown	Timekeeper: Richard Evans	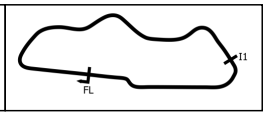

Results can be found at www.tsl-timing.com

Printed - 17:37 Saturday, 25 July 2026

BMCRC - MRO Championships - Rnd 6 @ Donington Park National

BMCRC F1 & F2 Sidecars

RACE 16 - LAP CHART

LAP 1	@ 17:30:17.516	
NO	BEHIND	LAP TIME
11		1:20.546
91	0.730	1:21.276
27	2.367	1:22.913
14	2.622	1:23.168
114	3.627	1:24.173
9	6.426	1:26.972
48	6.980	1:27.526
24	8.007	1:28.553
111	9.038	1:29.584
49	10.293	1:30.839
128	11.018	1:31.564
66	13.415	1:33.961
167	16.223	1:36.769

LAP 2	@ 17:31:33.243	
NO	BEHIND	LAP TIME
11		1:15.727
91	0.337	1:15.334
14	2.981	1:16.086
27	3.542	1:16.902
114	5.822	1:17.922
9	12.505	1:21.806
24	14.902	1:22.622
48	15.512	1:24.259
111	16.172	1:22.861
128	17.373	1:22.082
49	19.207	1:24.641
66	24.802	1:27.114
167	31.257	1:30.761

LAP 3	@ 17:32:48.649	
NO	BEHIND	LAP TIME
11		1:15.406
91	0.499	1:15.568
14	4.405	1:16.830
27	5.164	1:17.028
114	8.172	1:17.756
9	19.390	1:22.291
24	21.019	1:21.523
111	23.817	1:23.051
48	24.684	1:24.578
128	24.858	1:22.891
49	28.648	1:24.847
66	35.256	1:25.860
167	46.140	1:30.289

LAP 4	@ 17:34:03.814	
NO	BEHIND	LAP TIME
11		1:15.165
91	0.257	1:14.923
14	5.710	1:16.470
27	6.314	1:16.315
114	11.303	1:18.296
9	26.036	1:21.811
24	27.557	1:21.703
111	31.547	1:22.895
48	32.124	1:22.605
128	33.165	1:23.472
49	38.815	1:25.332
66	46.859	1:26.768
167	1:00.848	1:29.873

LAP 5	@ 17:35:19.443	
NO	BEHIND	LAP TIME
91		1:15.372
11	0.189	1:15.818
14	7.049	1:16.968
27	7.474	1:16.789
114	13.715	1:18.041
9	31.895	1:21.488
24	32.678	1:20.750
48	38.973	1:22.478
111	39.785	1:23.867
128	39.987	1:22.451
49	48.562	1:25.376
66	57.650	1:26.420
167	1:15.129	1:29.910

Weather / Track : Cloudy / Dry

Donington Park National: 1.9790 miles
Date: 25/07/2026 Start: 17:28 Finish: 17:35

Results can be found at www.tsl-timing.com

Printed - 17:37 Saturday, 25 July 2026

BMCRC - MRO Championships - Rnd 6 @ Donington Park National

BMCRC F1 & F2 Sidecars

RACE 16 - POSITION CHART

No	Name	Lap Pos	1	2	3	4	5
91	WILLIAMS / SMITH	1	11	11	11	11	91
11	GILBERT / MULDOON	2	91	91	91	91	11
114	LOCKEY / BINSELL	3	27	14	14	14	14
27	KIRBY / RUDLAND	4	14	27	27	27	27
8	ILARIA / SAUNDERS	5	114	114	114	114	114
14	WAKLEY / CONIL	6	9	9	9	9	9
15	GIBSON / RYDER	7	48	24	24	24	24
9	FAIRHURST / FAIRHUF	8	24	48	111	111	48
128	HALL / RICHARDSON	9	111	111	48	48	111
48	BERRY / BERRY	10	49	128	128	128	128
111	McVEY / ROONEY	11	128	49	49	49	49
49	PERRY / MILLER	12	66	66	66	66	66
66	CROWE / FAIRHURST	13	167	167	167	167	167
167	PETTMAN / WEBB	14					
24	McCAIN / OLDROYD	15					
37	MORPHET / COPPOCK	16					

Weather / Track : Cloudy / Dry

Donington Park National: 1.9790 miles
Date: 25/07/2026 Start: 17:28 Finish: 17:35

Results can be found at www.tsl-timing.com

Printed - 17:37 Saturday, 25 July 2026

BMCRC - MRO Championships - Rnd 6 @ Donington Park National

BMCRC F1 & F2 Sidecars

RACE 16 - SECTOR ANALYSIS

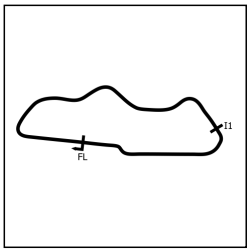

SECTOR 1 = FL to I1, SECTOR 2 = I1 to FL, DIFF = Difference To Personal Best Lap, P = Crossed Finish Line in Pit Lane, D = Time Disallowed

P1 91 F1 WILLIAMS / SMITH

LCR Yamaha 600 -

IDEAL LAP TIME : 1:14.834 BEST LAP TIME : 1:14.923 DIFFERENCE : 0.089

LAP	SECTOR 1	SECTOR 2	LAP TIME	MPH	DIFF	TIME OF DAY
1 -			1:21.276	87.65	6.353	17:30:18.246
2 -	48.878	***26.456***	1:15.334 **(2)**	94.57	0.411	17:31:33.580
3 -	48.611	26.957	1:15.568	94.28	0.645	17:32:49.148
4 -	48.438	26.485	***1:14.923*** **(1)**	***95.09***		***17:34:04.071***
5 -	***48.378***	26.994	1:15.372 **(3)**	94.52	0.449	17:35:19.443

P2 11 F1 GILBERT / MULDOON

Ryde 1000 - Angel Inn. Blyth

IDEAL LAP TIME : 1:15.165 BEST LAP TIME : 1:15.165 DIFFERENCE : 0.000

LAP	SECTOR 1	SECTOR 2	LAP TIME	MPH	DIFF	TIME OF DAY
1 -		27.520	1:20.546	88.45	5.381	17:30:17.516
2 -	48.711	27.016	1:15.727 **(3)**	94.08	0.562	17:31:33.243
3 -	48.480	26.926	1:15.406 **(2)**	94.48	0.241	17:32:48.649
4 -	***48.365***	***26.800***	***1:15.165*** **(1)**	***94.78***		***17:34:03.814***
5 -	48.889	26.929	1:15.818	93.97	0.653	17:35:19.632

P3 14 F1 WAKLEY / CONIL

Ryde F1 - WPS Racing, Assured Office Solutions

IDEAL LAP TIME : 1:15.932 BEST LAP TIME : 1:16.086 DIFFERENCE : 0.154

LAP	SECTOR 1	SECTOR 2	LAP TIME	MPH	DIFF	TIME OF DAY
1 -		27.455	1:23.168	85.66	7.082	17:30:20.138
2 -	***48.596***	27.490	***1:16.086*** **(1)**	***93.63***		***17:31:36.224***
3 -	49.289	27.541	1:16.830 **(3)**	92.73	0.744	17:32:53.054
4 -	49.134	***27.336***	1:16.470 **(2)**	93.16	0.384	17:34:09.524
5 -	49.474	27.494	1:16.968	92.56	0.882	17:35:26.492

P4 27 F1 KIRBY / RUDLAND

ARS Yamaha 600 - KRT

IDEAL LAP TIME : 1:16.223 BEST LAP TIME : 1:16.315 DIFFERENCE : 0.092

LAP	SECTOR 1	SECTOR 2	LAP TIME	MPH	DIFF	TIME OF DAY
1 -		27.586	1:22.913	85.92	6.598	17:30:19.883
2 -	49.729	27.173	1:16.902 **(3)**	92.64	0.587	17:31:36.785
3 -	49.778	27.250	1:17.028	92.49	0.713	17:32:53.813
4 -	49.323	***26.992***	***1:16.315*** **(1)**	***93.35***		***17:34:10.128***
5 -	***49.231***	27.558	1:16.789 **(2)**	92.78	0.474	17:35:26.917

P5 114 F2 LOCKEY / BINSELL

LCR/Honda Honda - Real Racing

IDEAL LAP TIME : 1:17.616 BEST LAP TIME : 1:17.756 DIFFERENCE : 0.140

LAP	SECTOR 1	SECTOR 2	LAP TIME	MPH	DIFF	TIME OF DAY
1 -		28.117	1:24.173	84.64	6.417	17:30:21.143
2 -	50.277	***27.645***	1:17.922 **(2)**	91.43	0.166	17:31:39.065
3 -	***49.971***	27.785	***1:17.756*** **(1)**	***91.62***		***17:32:56.821***
4 -	50.430	27.866	1:18.296	90.99	0.540	17:34:15.117
5 -	50.351	27.690	1:18.041 **(3)**	91.29	0.285	17:35:33.158

P6 9 F1 FAIRHURST / FAIRHURST

- Image in Vinyl

IDEAL LAP TIME : 1:21.488 BEST LAP TIME : 1:21.488 DIFFERENCE : 0.000

LAP	SECTOR 1	SECTOR 2	LAP TIME	MPH	DIFF	TIME OF DAY
1 -		29.598	1:26.972	81.91	5.484	17:30:23.942
2 -	52.520	29.286	1:21.806 **(2)**	87.09	0.318	17:31:45.748
3 -	52.903	29.388	1:22.291	86.57	0.803	17:33:08.039
4 -	52.438	29.373	1:21.811 **(3)**	87.08	0.323	17:34:29.850
5 -	***52.340***	***29.148***	***1:21.488*** **(1)**	***87.43***		***17:35:51.338***

Weather / Track : Cloudy / Dry

Donington Park National: 1.9790 miles
Date: 25/07/2026 Start: 17:28 Finish: 17:35

BMCRC - MRO Championships - Rnd 6 @ Donington Park National

BMCRC F1 & F2 Sidecars

RACE 16 - SECTOR ANALYSIS

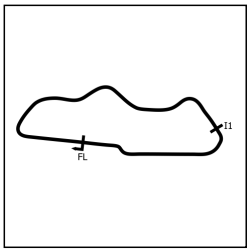

SECTOR 1 = FL to I1, SECTOR 2 = I1 to FL, DIFF = Difference To Personal Best Lap, P = Crossed Finish Line in Pit Lane, D = Time Disallowed

P7 24 F2 McCAIN / OLDROYD

GP-F2 Yamaha - Handcrafted Joints

IDEAL LAP TIME : 1:20.750 BEST LAP TIME : 1:20.750 DIFFERENCE : 0.000

LAP	SECTOR 1	SECTOR 2	LAP TIME		MPH	DIFF	TIME OF DAY
1 -		29.465	1:28.553		80.45	7.803	17:30:25.523
2 -	53.514	29.108	1:22.622		86.23	1.872	17:31:48.145
3 -	52.634	28.889	1:21.523	(2)	87.39	0.773	17:33:09.668
4 -	52.952	28.751	1:21.703	(3)	87.20	0.953	17:34:31.371
5 -	***52.149***	***28.601***	***1:20.750***	**(1)**	***88.23***		***17:35:52.121***

P8 48 F2 BERRY / BERRY

D&D Windle Suzuki F2 - Green Ant Racing.

IDEAL LAP TIME : 1:22.330 BEST LAP TIME : 1:22.478 DIFFERENCE : 0.148

LAP	SECTOR 1	SECTOR 2	LAP TIME		MPH	DIFF	TIME OF DAY
1 -		29.681	1:27.526		81.39	5.048	17:30:24.496
2 -	54.952	29.307	1:24.259	(3)	84.55	1.781	17:31:48.755
3 -	54.523	30.055	1:24.578		84.23	2.100	17:33:13.333
4 -	53.783	***28.822***	1:22.605	(2)	86.24	0.127	17:34:35.938
5 -	***53.508***	28.970	***1:22.478***	**(1)**	***86.38***		***17:35:58.416***

P9 111 F2 McVEY / ROONEY

Derbyshire Suzuki -

IDEAL LAP TIME : 1:22.846 BEST LAP TIME : 1:22.861 DIFFERENCE : 0.015

LAP	SECTOR 1	SECTOR 2	LAP TIME		MPH	DIFF	TIME OF DAY
1 -		30.158	1:29.584		79.52	6.723	17:30:26.554
2 -	53.193	***29.668***	***1:22.861***	**(1)**	***85.98***		***17:31:49.415***
3 -	53.242	29.809	1:23.051	(3)	85.78	0.190	17:33:12.466
4 -	***53.178***	29.717	1:22.895	(2)	85.94	0.034	17:34:35.361
5 -	53.751	30.116	1:23.867		84.95	1.006	17:35:59.228

P10 128 F2 HALL / RICHARDSON

Shelborne 600 -

IDEAL LAP TIME : 1:22.082 BEST LAP TIME : 1:22.082 DIFFERENCE : 0.000

LAP	SECTOR 1	SECTOR 2	LAP TIME		MPH	DIFF	TIME OF DAY
1 -		30.047	1:31.564		77.80	9.482	17:30:28.534
2 -	***52.894***	***29.188***	***1:22.082***	**(1)**	***86.79***		***17:31:50.616***
3 -	53.075	29.816	1:22.891	(3)	85.95	0.809	17:33:13.507
4 -	53.848	29.624	1:23.472		85.35	1.390	17:34:36.979
5 -	52.955	29.496	1:22.451	(2)	86.41	0.369	17:35:59.430

P11 49 F2 PERRY / MILLER

Shelborne Honda - Greg Lambert Sidecar School

IDEAL LAP TIME : 1:24.498 BEST LAP TIME : 1:24.641 DIFFERENCE : 0.143

LAP	SECTOR 1	SECTOR 2	LAP TIME		MPH	DIFF	TIME OF DAY
1 -		29.949	1:30.839		78.43	6.198	17:30:27.809
2 -	54.836	***29.805***	***1:24.641***	**(1)**	***84.17***		***17:31:52.450***
3 -	***54.693***	30.154	1:24.847	(2)	83.97	0.206	17:33:17.297
4 -	55.049	30.283	1:25.332	(3)	83.49	0.691	17:34:42.629
5 -	54.818	30.558	1:25.376		83.45	0.735	17:36:08.005

P12 66 F2 CROWE / FAIRHURST

Suzuki GSXR - Flo Racing

IDEAL LAP TIME : 1:25.860 BEST LAP TIME : 1:25.860 DIFFERENCE : 0.000

LAP	SECTOR 1	SECTOR 2	LAP TIME		MPH	DIFF	TIME OF DAY
1 -		30.657	1:33.961		75.82	8.101	17:30:30.931
2 -	56.405	30.709	1:27.114		81.78	1.254	17:31:58.045
3 -	***55.340***	***30.520***	***1:25.860***	**(1)**	***82.97***		***17:33:23.905***
4 -	55.980	30.788	1:26.768	(3)	82.11	0.908	17:34:50.673
5 -	55.887	30.533	1:26.420	(2)	82.44	0.560	17:36:17.093

BMCRC - MRO Championships - Rnd 6 @ Donington Park National

BMCRC F1 & F2 Sidecars

RACE 16 - SECTOR ANALYSIS

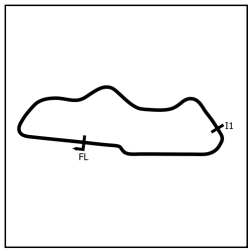

SECTOR 1 = FL to I1, SECTOR 2 = I1 to FL, DIFF = Difference To Personal Best Lap, P = Crossed Finish Line in Pit Lane, D = Time Disallowed

P13 **167** **F1** **PETTMAN / WEBB** Baker Yamaha 1000 - Wesso Racing

IDEAL LAP TIME : 1:29.652 BEST LAP TIME : 1:29.873 DIFFERENCE : 0.221

LAP	SECTOR 1	SECTOR 2	LAP TIME	MPH	DIFF	TIME OF DAY
1 -		34.132	1:36.769	73.62	6.896	17:30:33.739
2 -	58.802	31.959	1:30.761	78.49	0.888	17:32:04.500
3 -	58.484	***31.805***	1:30.289 **(3)**	78.90	0.416	17:33:34.789
4 -	***57.847***	32.026	***1:29.873*** **(1)**	***79.27***		***17:35:04.662***
5 -	58.079	31.831	1:29.910 **(2)**	79.24	0.037	17:36:34.572

Weather / Track : Cloudy / Dry

Donington Park National: 1.9790 miles
Date: 25/07/2026 Start: 17:28 Finish: 17:35

BMCRC - MRO Championships - Rnd 6 @ Donington Park National

BMCRC F1 & F2 Sidecars

RACE 16 - BEST SECTORS

	SECTOR 1		SECTOR 2	
POS	NO	TIME	NO	TIME
1	**11**	**48.365**	**91**	**26.456**
2	**91**	**48.378**	**11**	**26.800**
3	**14**	**48.596**	**27**	**26.992**
4	**27**	**49.231**	**14**	**27.336**
5	**114**	**49.971**	**114**	**27.645**
6	**24**	**52.149**	**24**	**28.601**
7	**9**	**52.340**	**48**	**28.822**
8	**128**	**52.894**	**9**	**29.148**
9	**111**	**53.178**	**128**	**29.188**
10	**48**	**53.508**	**111**	**29.668**
11	**49**	**54.693**	**49**	**29.805**
12	**66**	**55.340**	**66**	**30.520**
13	**167**	**57.847**	**167**	**31.805**

IDEAL / BEST COMPARISON

			PERFECT LAP	1:14.821		
POS	NO	NAME		IDEAL	BEST	DIFF
1	**91**	WILLIAMS / SMITH		1:14.834	1:14.923	**0.089**
2	**11**	GILBERT / MULDOON		1:15.165	1:15.165	**0.000**
3	**14**	WAKLEY / CONIL		1:15.932	1:16.086	**0.154**
4	**27**	KIRBY / RUDLAND		1:16.223	1:16.315	**0.092**
5	**114**	LOCKEY / BINSELL		1:17.616	1:17.756	**0.140**
6	**24**	McCAIN / OLDROYD		1:20.750	1:20.750	**0.000**
7	**9**	FAIRHURST / FAIRHURST		1:21.488	1:21.488	**0.000**
8	**128**	HALL / RICHARDSON		1:22.082	1:22.082	**0.000**
9	**48**	BERRY / BERRY		1:22.330	1:22.478	**0.148**
10	**111**	McVEY / ROONEY		1:22.846	1:22.861	**0.015**
11	**49**	PERRY / MILLER		1:24.498	1:24.641	**0.143**
12	**66**	CROWE / FAIRHURST		1:25.860	1:25.860	**0.000**
13	**167**	PETTMAN / WEBB		1:29.652	1:29.873	**0.221**

Weather / Track : Cloudy / Dry

Donington Park National: 1.9790 miles
Date: 25/07/2026 Start: 17:28 Finish: 17:35

Results can be found at www.tsl-timing.com

Printed - 17:37 Saturday, 25 July 2026

BMCRC - MRO Championships - Rnd 6 @ Donington Park National

BMCRC F1 & F2 Sidecars

RACE 16 - STATISTICS

Competitors Started	13
Planned Start	2026-07-25 @ 16:48:00.000
Actual Start	2026-07-25 @ 17:28:56.969
Finish Time	2026-07-25 @ 17:35:19.442
Track Length	1.9790mi.
Total Laps	65
Total Distance Covered	128.6393mi.

Session Fastest Lap History

NO	CL	NAME	LAP TIME	TIME OF DAY	LAP	VEHICLE
11	F1	**GILBERT / MULDOON**	**1:15.727**	17:31:33.243	2	Ryde 1000
91	F1	**WILLIAMS / SMITH**	**1:15.334**	17:31:33.580	2	LCR Yamaha 600
11	F1	**GILBERT / MULDOON**	**1:15.165**	17:34:03.814	4	Ryde 1000
91	F1	**WILLIAMS / SMITH**	**1:14.923**	17:34:04.071	4	LCR Yamaha 600

Session Leader History

NO	CL	NAME	FROM LAP	LAPS LED	DISTANCE	VEHICLE
11	F1	**GILBERT / MULDOON**	1	4	7.87 miles	Ryde 1000
91	F1	**WILLIAMS / SMITH**	5	1	1.97 miles	LCR Yamaha 600

Flag History

TYPE	TIME OF DAY
GREEN	17:28:56.969
FINISH	17:35:19.442

Flag Statistics

TYPE	COUNT	TOTAL LAPS	TOTAL TIME
Green	1	5	7:49.069
Red	0	0	0.000
Safety Car	0	0	0.000
FCY	0	0	0.000

BMCRC - MRO Championships - Rnd 6 @ Donington Park National

BMCRC F1 & F2 Sidecars

RACE 16 - STATISTICS

CLASS : F1

6 Starters

Fastest Lap History

NO	NAME	LAP TIME	TIME OF DAY	LAP	VEHICLE
11	**GILBERT / MULDOON**	**1:15.727**	17:31:33.243	2	Ryde 1000
91	**WILLIAMS / SMITH**	**1:15.334**	17:31:33.580	2	LCR Yamaha 600
11	**GILBERT / MULDOON**	**1:15.165**	17:34:03.814	4	Ryde 1000
91	**WILLIAMS / SMITH**	**1:14.923**	17:34:04.071	4	LCR Yamaha 600

Leader History

NO	NAME	FROM LAP	LAPS LED	DISTANCE	VEHICLE
11	**GILBERT / MULDOON**	1	4	7.87 miles	Ryde 1000
91	**WILLIAMS / SMITH**	5	1	1.97 miles	LCR Yamaha 600

BMCRC - MRO Championships - Rnd 6 @ Donington Park National

BMCRC F1 & F2 Sidecars

RACE 16 - STATISTICS

CLASS : F2

7 Starters

Fastest Lap History

NO	NAME	LAP TIME	TIME OF DAY	LAP	VEHICLE
114	**LOCKEY / BINSELL**	**1:17.922**	17:31:39.065	2	LCR/Honda Honda
114	**LOCKEY / BINSELL**	**1:17.756**	17:32:56.821	3	LCR/Honda Honda

Leader History

NO	NAME	FROM LAP	LAPS LED	DISTANCE	VEHICLE
114	**LOCKEY / BINSELL**	1	5	9.85 miles	LCR/Honda Honda

Weather / Track : Cloudy / Dry

Donington Park National: 1.9790 miles
Date: 25/07/2026 Start: 17:28 Finish: 17:35

BMCRC - MRO Championships - Rnd 6 @ Donington Park National

BMCRC F1 & F2 Sidecars

RACE 6 - GRID (10 Laps)



These results are provisional until the conclusion of any judicial and technical matters.

Donington Park National: 1.9790 miles

Clerk Of Course: Caroline Patterson / Andy Brown	Timekeeper: Richard Evans	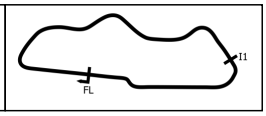

Results can be found at www.tsl-timing.com

Printed - 17:39 Saturday, 25 July 2026

BMCRC - MRO Championships - Rnd 6 @ Donington Park National

BMCRC F1 & F2 Sidecars

RACE 6 - CLASSIFICATION

Race Distance: 9 Laps / 17.81 miles

POS	NO	CL	PIC	NAME	ENTRY	LAPS	TIME	GAP	DIFF	MPH	BEST	ON	GRD	↑↓
1	**11**	F1	1	**GILBERT / MULDOON**	Ryde 1000 - Angel Inn. Blyth	**9**	11:27.572			93.05	**1:15.436**	7	2	1
2	**27**	F1	2	**KIRBY / RUDLAND**	ARS Yamaha 600 - KRT	**9**	11:36.546	**8.974**	8.974	91.86	**1:15.669**	4	4	2
3	**14**	F1	3	**WAKLEY / CONIL**	Ryde F1 - WPS Racing, Assured Office Solutions	**9**	11:37.688	**10.116**	1.142	91.71	**1:16.512**	4	3	0
4	**91***	F1	4	**WILLIAMS / SMITH**	LCR Yamaha 600 -	**9**	11:49.582	**22.010**	11.894	90.17	**1:15.524**	7	1	-3
5	**114**	F2	1	**LOCKEY / BINSELL**	LCR/Honda Honda - Real Racing	**9**	12:01.389	**33.817**	11.807	88.69	**1:19.065**	2	5	0
6	**9**	F1	5	**FAIRHURST / FAIRHURST**	- Image in Vinyl	**9**	12:29.978	**1:02.406**	28.589	85.31	**1:20.931**	4	7	1
7	**48**	F2	2	**BERRY / BERRY**	D&D Windle Suzuki F2 - Green Ant Racing.	**9**	12:40.158	**1:12.586**	10.180	84.17	**1:23.379**	4	9	2
8	**111**	F2	3	**McVEY / ROONEY**	Derbyshire Suzuki -	**9**	12:40.484	**1:12.912**	0.326	84.13	**1:22.948**	4	10	2
9	**128**	F2	4	**HALL / RICHARDSON**	Shelborne 600 -	**9**	12:42.008	**1:14.436**	1.524	83.96	**1:22.764**	6	8	-1
10	**66**	F2	5	**CROWE / FAIRHURST**	Suzuki GSXR - Flo Racing	**8**	11:37.537	**1 Lap**	1 Lap	81.51	**1:25.827**	6	12	2
11	**167**	F1	6	**PETTMAN / WEBB**	Baker Yamaha 1000 - Wesso Racing	**8**	11:51.943	**1 Lap**	14.406	79.86	**1:26.880**	5	13	2
					NOT CLASSIFIED									
DNF	**49**	F2		**PERRY / MILLER**	Shelborne Honda - Greg Lambert Sidecar School	**9**	12:44.683	**1:17.111**	0.000	83.67	**1:23.449**	6	11	
DNF	**60**	F1		**HOLLAND / STEVENS**	Ryde 600 - WPS Racing	**5**	6:39.846	**4 Laps**	4 Laps	88.75	**1:17.222**	3		
DNF	**24**	F2		**McCAIN / OLDROYD**	GP-F2 Yamaha - Handcrafted Joints	**3**	4:09.822	**6 Laps**	2 Laps	85.01	**1:21.587**	2	6	
					NOT STARTED									
NS	**8**	F2		**ILARIA / SAUNDERS**	Christie Engineering 600 - Powerhouse								14	
NS	**15**	F2		**GIBSON / RYDER**	CES Suzuki - RVISA / ROWTEC								15	
NS	**37**	F2		**MORPHET / COPPOCK**	LCR Honda -								16	
					FASTEST LAP									
	11	F1		**GILBERT / MULDOON**	Ryde 1000 - Angel Inn. Blyth	**7**	1:15.436			94.44 mph		151.99 kph		
	114	F2		**LOCKEY / BINSELL**	LCR/Honda Honda - Real Racing	**2**	1:19.065			90.11 mph		145.01 kph		

#91 - 12 Second time penalty applied (4x track limits).
#49 - DNF, crossed the finish line without passenger.
Class F1 - 92.5% of Race Speed = 86.07 mph
Class F2 - 92.5% of Race Speed = 82.03 mph

Weather / Track : Cloudy / Dry
These results are provisional until the conclusion of any judicial and technical matters.

Date: 26/07/2026 Start: 12:19 Finish: 12:31
Donington Park National: 1.9790 miles

Clerk Of Course: Caroline Patterson / Andy Brown	Timekeeper: Richard Evans	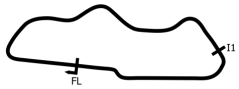

Results can be found at www.tsl-timing.com

Printed - 12:35 Sunday, 26 July 2026

BMCRC - MRO Championships - Rnd 6 @ Donington Park National

BMCRC F1 & F2 Sidecars

RACE 6 - LAP CHART

LAP 1 @ 12:21:05.176

NO	BEHIND	LAP TIME
91		1:19.382
11	0.812	1:20.194
14	1.927	1:21.309
27	3.486	1:22.868
114	3.891	1:23.273
24	7.152	1:26.534
48	8.268	1:27.650
60	8.651	1:28.033
128	9.449	1:28.831
49	10.484	1:29.866
9	11.250	1:30.632
66	13.361	1:32.743
111	13.696	1:33.078
167	15.892	1:35.274

LAP 2 @ 12:22:21.033

NO	BEHIND	LAP TIME
91		1:15.857
11	0.549	1:15.594
14	2.869	1:16.799
27	3.923	1:16.294
114	7.099	1:19.065
60	10.767	1:17.973
24	12.882	1:21.587
48	16.772	1:24.361
49	18.144	1:23.517
9	18.370	1:22.977
128	18.400	1:24.808
111	22.065	1:24.226
66	24.689	1:27.185
167	27.842	1:27.807

LAP 3 @ 12:23:37.442

NO	BEHIND	LAP TIME
11		1:15.860
14	3.567	1:17.107
27	4.123	1:16.609
91	7.957	1:24.366
114	10.881	1:20.191
60	11.580	1:17.222
24	18.174	1:21.701
9	24.028	1:22.067
48	24.169	1:23.806
128	26.028	1:24.037
49	27.083	1:25.348
111	28.983	1:23.327
66	35.189	1:26.909
167	38.475	1:27.042

LAP 4 @ 12:24:53.215

NO	BEHIND	LAP TIME
11		1:15.773
27	4.019	1:15.669
14	4.306	1:16.512
91	8.422	1:16.238
60	13.163	1:17.356
114	14.341	1:19.233
9	29.186	1:20.931
48	31.775	1:23.379
128	34.190	1:23.935
49	35.109	1:23.799
111	36.158	1:22.948
66	46.128	1:26.712
167	49.727	1:27.025

LAP 5 @ 12:26:09.169

NO	BEHIND	LAP TIME
11		1:15.954
27	4.195	1:16.130
14	4.903	1:16.551
91	8.554	1:16.086
60	16.471	1:19.262 **P**
114	17.669	1:19.282
9	35.437	1:22.205
48	39.486	1:23.665
128	41.804	1:23.568
49	42.886	1:23.731
111	43.397	1:23.193
66	56.200	1:26.026
167	1:00.653	1:26.880

LAP 6 @ 12:27:25.160

NO	BEHIND	LAP TIME
11		1:15.991
27	5.316	1:17.112
14	5.839	1:16.927
91	8.467	1:15.904
114	20.945	1:19.267
9	42.478	1:23.032
48	47.761	1:24.266
128	48.577	1:22.764
49	50.344	1:23.449
111	50.472	1:23.066
66	1:06.036	1:25.827
167	1:12.477	1:27.815

LAP 7 @ 12:28:40.596

NO	BEHIND	LAP TIME
11		1:15.436
27	7.034	1:17.154
14	7.446	1:17.043
91	8.555	1:15.524
114	24.843	1:19.334
9	48.499	1:21.457
48	56.065	1:23.740
128	56.781	1:23.640
111	58.083	1:23.047
49	59.097	1:24.189

LAP 8 @ 12:29:57.167

NO	BEHIND	LAP TIME
11		1:16.571
66	1 Lap	1:25.980
27	7.921	1:17.458
14	8.294	1:17.419
91	8.483	1:16.499
167	1 Lap	1:31.453
114	29.159	1:20.887
9	54.489	1:22.561
48	1:03.960	1:24.466
128	1:04.361	1:24.151
111	1:04.964	1:23.452
49	1:06.614	1:24.088

LAP 9 @ 12:31:13.366

NO	BEHIND	LAP TIME
11		1:16.199
27	8.974	1:17.252
66	1 Lap	1:26.155
91	10.010	1:17.726
14	10.116	1:18.021
167	1 Lap	1:28.647
114	33.817	1:20.857
9	1:02.406	1:24.116
48	1:12.586	1:24.825
111	1:12.912	1:24.147
128	1:14.436	1:26.274
49	1:17.111	1:26.696

Weather / Track : Cloudy / Dry

Donington Park National: 1.9790 miles
Date: 26/07/2026 Start: 12:19 Finish: 12:31

Results can be found at www.tsl-timing.com

Printed - 12:36 Sunday, 26 July 2026

BMCRC - MRO Championships - Rnd 6 @ Donington Park National

BMCRC F1 & F2 Sidecars

RACE 6 - POSITION CHART

No	Name	Lap Pos	1	2	3	4	5	6	7	8	9
91	WILLIAMS / SMITH	1	91	91	11	11	11	11	11	11	11
11	GILBERT / MULDOON	2	11	11	14	27	27	27	27	27	27
14	WAKLEY / CONIL	3	14	14	27	14	14	14	14	14	91
27	KIRBY / RUDLAND	4	27	27	91	91	91	91	91	91	14
114	LOCKEY / BINSELL	5	114	114	114	60	*60*	114	114	114	114
24	McCAIN / OLDROYD	6	24	60	60	114	114	9	9	9	9
9	FAIRHURST / FAIRHUF	7	48	24	24	9	9	48	48	48	48
128	HALL / RICHARDSON	8	60	48	9	48	48	128	128	128	111
48	BERRY / BERRY	9	128	49	48	128	128	49	111	111	128
111	McVEY / ROONEY	10	49	9	128	49	49	111	49	49	49
49	PERRY / MILLER	11	9	128	49	111	111	66	66	66	
66	CROWE / FAIRHURST	12	66	111	111	66	66	167	167	167	
167	PETTMAN / WEBB	13	111	66	66	167	167				
8	ILARIA / SAUNDERS	14	167	167	167						
15	GIBSON / RYDER	15									
37	MORPHET / COPPOCK	16									
60	HOLLAND / STEVENS	17									

Weather / Track : Cloudy / Dry

Donington Park National: 1.9790 miles
Date: 26/07/2026 Start: 12:19 Finish: 12:31

Results can be found at www.tsl-timing.com

Printed - 12:36 Sunday, 26 July 2026

BMCRC - MRO Championships - Rnd 6 @ Donington Park National

BMCRC F1 & F2 Sidecars

RACE 6 - SECTOR ANALYSIS

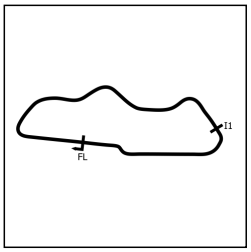

SECTOR 1 = FL to I1, SECTOR 2 = I1 to FL, DIFF = Difference To Personal Best Lap, P = Crossed Finish Line in Pit Lane, D = Time Disallowed

P1 11 F1 GILBERT / MULDOON — Ryde 1000 - Angel Inn. Blyth

IDEAL LAP TIME : 1:15.266 BEST LAP TIME : 1:15.436 DIFFERENCE : 0.170

LAP	SECTOR 1	SECTOR 2	LAP TIME		MPH	DIFF	TIME OF DAY
1 -		27.719	1:20.194		88.84	4.758	12:21:05.988
2 -	48.507	***27.087***	1:15.594	**(2)**	94.24	0.158	12:22:21.582
3 -	48.527	27.333	1:15.860		93.91	0.424	12:23:37.442
4 -	48.440	27.333	1:15.773	**(3)**	94.02	0.337	12:24:53.215
5 -	48.340	27.614	1:15.954		93.80	0.518	12:26:09.169
6 -	48.776	27.215	1:15.991		93.75	0.555	12:27:25.160
7 -	***48.179***	27.257	***1:15.436***	**(1)**	***94.44***		***12:28:40.596***
8 -	48.912	27.659	1:16.571		93.04	1.135	12:29:57.167
9 -	48.697	27.502	1:16.199		93.50	0.763	12:31:13.366

P2 27 F1 KIRBY / RUDLAND — ARS Yamaha 600 - KRT

IDEAL LAP TIME : 1:15.669 BEST LAP TIME : 1:15.669 DIFFERENCE : 0.000

LAP	SECTOR 1	SECTOR 2	LAP TIME		MPH	DIFF	TIME OF DAY
1 -		27.866	1:22.868		85.97	7.199	12:21:08.662
2 -	49.019	27.275	1:16.294	**(3)**	93.38	0.625	12:22:24.956
3 -	49.265	27.344	1:16.609		93.00	0.940	12:23:41.565
4 -	***48.717***	***26.952***	***1:15.669***	**(1)**	***94.15***		***12:24:57.234***
5 -	48.927	27.203	1:16.130	**(2)**	93.58	0.461	12:26:13.364
6 -	49.582	27.530	1:17.112		92.39	1.443	12:27:30.476
7 -	49.542	27.612	1:17.154		92.34	1.485	12:28:47.630
8 -	49.853	27.605	1:17.458		91.98	1.789	12:30:05.088
9 -	49.692	27.560	1:17.252		92.22	1.583	12:31:22.340

P3 14 F1 WAKLEY / CONIL — Ryde F1 - WPS Racing, Assured Office Solutions

IDEAL LAP TIME : 1:16.232 BEST LAP TIME : 1:16.512 DIFFERENCE : 0.280

LAP	SECTOR 1	SECTOR 2	LAP TIME		MPH	DIFF	TIME OF DAY
1 -		27.883	1:21.309		87.62	4.797	12:21:07.103
2 -	49.440	***27.359***	1:16.799	**(3)**	92.76	0.287	12:22:23.902
3 -	49.532	27.575	1:17.107		92.39	0.595	12:23:41.009
4 -	***48.873***	27.639	***1:16.512***	**(1)**	***93.11***		***12:24:57.521***
5 -	49.186	27.365	1:16.551	**(2)**	93.07	0.039	12:26:14.072
6 -	49.383	27.544	1:16.927		92.61	0.415	12:27:30.999
7 -	49.579	27.464	1:17.043		92.47	0.531	12:28:48.042
8 -	49.083	28.336	1:17.419		92.02	0.907	12:30:05.461
9 -	50.404	27.617	1:18.021		91.31	1.509	12:31:23.482

P4 91 F1 WILLIAMS / SMITH — LCR Yamaha 600 -

IDEAL LAP TIME : 1:15.307 BEST LAP TIME : 1:15.524 DIFFERENCE : 0.217

LAP	SECTOR 1	SECTOR 2	LAP TIME		MPH	DIFF	TIME OF DAY
1 -		27.353	1:19.382		89.75	3.858	12:21:05.176
2 -	***48.745***	27.112	1:15.857	**(2)**	93.92	0.333	12:22:21.033
3 -	56.295	28.071	1:24.366		84.44	8.842	12:23:45.399
4 -	48.989	27.249	1:16.238		93.45	0.714	12:25:01.637
5 -			1:16.086		93.63	0.562	12:26:17.723
6 -	49.212	26.692	1:15.904	**(3)**	93.86	0.380	12:27:33.627
7 -	48.962	***26.562***	***1:15.524***	**(1)**	***94.33***		***12:28:49.151***
8 -	48.856	27.643	1:16.499		93.13	0.975	12:30:05.650
9 -	49.627	28.099	1:17.726		91.66	2.202	12:31:23.376

BMCRC - MRO Championships - Rnd 6 @ Donington Park National

BMCRC F1 & F2 Sidecars

RACE 6 - SECTOR ANALYSIS

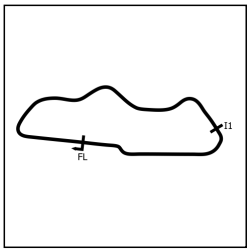

SECTOR 1 = FL to I1, SECTOR 2 = I1 to FL, DIFF = Difference To Personal Best Lap, P = Crossed Finish Line in Pit Lane, D = Time Disallowed

P5 114 F2 LOCKEY / BINSELL — LCR/Honda Honda - Real Racing

IDEAL LAP TIME : 1:18.957 BEST LAP TIME : 1:19.065 DIFFERENCE : 0.108

LAP	SECTOR 1	SECTOR 2	LAP TIME		MPH	DIFF	TIME OF DAY
1 -		28.387	1:23.273		85.55	4.208	12:21:09.067
2 -	51.035	28.030	***1:19.065***	**(1)**	***90.11***		***12:22:28.132***
3 -	51.773	28.418	1:20.191		88.84	1.126	12:23:48.323
4 -	***50.936***	28.297	1:19.233	**(2)**	89.92	0.168	12:25:07.556
5 -	51.261	***28.021***	1:19.282		89.86	0.217	12:26:26.838
6 -	51.209	28.058	1:19.267	**(3)**	89.88	0.202	12:27:46.105
7 -	51.258	28.076	1:19.334		89.80	0.269	12:29:05.439
8 -	51.047	29.840	1:20.887		88.08	1.822	12:30:26.326
9 -	52.046	28.811	1:20.857		88.11	1.792	12:31:47.183

P6 9 F1 FAIRHURST / FAIRHURST — - Image in Vinyl

IDEAL LAP TIME : 1:20.931 BEST LAP TIME : 1:20.931 DIFFERENCE : 0.000

LAP	SECTOR 1	SECTOR 2	LAP TIME		MPH	DIFF	TIME OF DAY
1 -		29.544	1:30.632		78.61	9.701	12:21:16.426
2 -	53.499	29.478	1:22.977		85.86	2.046	12:22:39.403
3 -	52.772	29.295	1:22.067	**(3)**	86.81	1.136	12:24:01.470
4 -	***51.840***	***29.091***	***1:20.931***	**(1)**	***88.03***		***12:25:22.401***
5 -	52.796	29.409	1:22.205		86.66	1.274	12:26:44.606
6 -	53.497	29.535	1:23.032		85.80	2.101	12:28:07.638
7 -	52.209	29.248	1:21.457	**(2)**	87.46	0.526	12:29:29.095
8 -	52.893	29.668	1:22.561		86.29	1.630	12:30:51.656
9 -	53.923	30.193	1:24.116		84.70	3.185	12:32:15.772

P7 48 F2 BERRY / BERRY — D&D Windle Suzuki F2 - Green Ant Racing.

IDEAL LAP TIME : 1:22.963 BEST LAP TIME : 1:23.379 DIFFERENCE : 0.416

LAP	SECTOR 1	SECTOR 2	LAP TIME		MPH	DIFF	TIME OF DAY
1 -		29.365	1:27.650		81.28	4.271	12:21:13.444
2 -	54.459	29.902	1:24.361		84.45	0.982	12:22:37.805
3 -	54.122	29.684	1:23.806		85.01	0.427	12:24:01.611
4 -	***53.833***	29.546	***1:23.379***	**(1)**	***85.44***		***12:25:24.990***
5 -	54.042	29.623	1:23.665	**(2)**	85.15	0.286	12:26:48.655
6 -	54.306	29.960	1:24.266		84.54	0.887	12:28:12.921
7 -	54.610	***29.130***	1:23.740	**(3)**	85.08	0.361	12:29:36.661
8 -	54.636	29.830	1:24.466		84.34	1.087	12:31:01.127
9 -	55.600	29.225	1:24.825		83.99	1.446	12:32:25.952

P8 111 F2 McVEY / ROONEY — Derbyshire Suzuki -

IDEAL LAP TIME : 1:22.759 BEST LAP TIME : 1:22.948 DIFFERENCE : 0.189

LAP	SECTOR 1	SECTOR 2	LAP TIME		MPH	DIFF	TIME OF DAY
1 -		30.201	1:33.078		76.54	10.130	12:21:18.872
2 -	54.283	29.943	1:24.226		84.58	1.278	12:22:43.098
3 -	53.400	29.927	1:23.327		85.50	0.379	12:24:06.425
4 -	53.203	29.745	***1:22.948***	**(1)**	***85.89***		***12:25:29.373***
5 -	***53.116***	30.077	1:23.193		85.63	0.245	12:26:52.566
6 -	53.423	***29.643***	1:23.066	**(3)**	85.77	0.118	12:28:15.632
7 -	53.357	29.690	1:23.047	**(2)**	85.79	0.099	12:29:38.679
8 -	53.589	29.863	1:23.452		85.37	0.504	12:31:02.131
9 -	53.968	30.179	1:24.147		84.66	1.199	12:32:26.278

BMCRC - MRO Championships - Rnd 6 @ Donington Park National

BMCRC F1 & F2 Sidecars

RACE 6 - SECTOR ANALYSIS

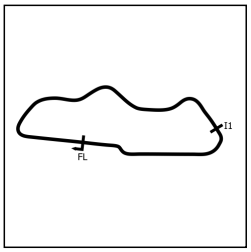

SECTOR 1 = FL to I1, SECTOR 2 = I1 to FL, DIFF = Difference To Personal Best Lap, P = Crossed Finish Line in Pit Lane, D = Time Disallowed

P9 128 F2 HALL / RICHARDSON

Shelborne 600 -

IDEAL LAP TIME : 1:22.558 BEST LAP TIME : 1:22.764 DIFFERENCE : 0.206

LAP	SECTOR 1	SECTOR 2	LAP TIME	MPH	DIFF	TIME OF DAY
1 -		30.137	1:28.831	80.20	6.067	12:21:14.625
2 -	53.427	31.381	1:24.808	84.00	2.044	12:22:39.433
3 -	53.508	30.529	1:24.037	84.77	1.273	12:24:03.470
4 -	53.068	30.867	1:23.935	84.88	1.171	12:25:27.405
5 -	53.237	30.331	1:23.568 (2)	85.25	0.804	12:26:50.973
6 -	***53.007***	29.757	***1:22.764*** (1)	***86.08***		***12:28:13.737***
7 -	54.089	***29.551***	1:23.640 (3)	85.18	0.876	12:29:37.377
8 -	54.216	29.935	1:24.151	84.66	1.387	12:31:01.528
9 -	55.859	30.415	1:26.274	82.58	3.510	12:32:27.802

P10 66 F2 CROWE / FAIRHURST

Suzuki GSXR - Flo Racing

IDEAL LAP TIME : 1:25.695 BEST LAP TIME : 1:25.827 DIFFERENCE : 0.132

LAP	SECTOR 1	SECTOR 2	LAP TIME	MPH	DIFF	TIME OF DAY
1 -		30.889	1:32.743	76.82	6.916	12:21:18.537
2 -	55.840	31.345	1:27.185	81.71	1.358	12:22:45.722
3 -	56.227	30.682	1:26.909	81.97	1.082	12:24:12.631
4 -	55.908	30.804	1:26.712	82.16	0.885	12:25:39.343
5 -	55.662	30.364	1:26.026 (3)	82.81	0.199	12:27:05.369
6 -	55.482	***30.345***	***1:25.827*** (1)	***83.01***		***12:28:31.196***
7 -	***55.350***	30.630	1:25.980 (2)	82.86	0.153	12:29:57.176
8 -	55.796	30.359	1:26.155	82.69	0.328	12:31:23.331

P11 167 F1 PETTMAN / WEBB

Baker Yamaha 1000 - Wesso Racing

IDEAL LAP TIME : 1:26.592 BEST LAP TIME : 1:26.880 DIFFERENCE : 0.288

LAP	SECTOR 1	SECTOR 2	LAP TIME	MPH	DIFF	TIME OF DAY
1 -		31.903	1:35.274	74.78	8.394	12:21:21.068
2 -	56.659	31.148	1:27.807	81.13	0.927	12:22:48.875
3 -	56.022	31.020	1:27.042 (3)	81.85	0.162	12:24:15.917
4 -	56.113	***30.912***	1:27.025 (2)	81.86	0.145	12:25:42.942
5 -	***55.680***	31.200	***1:26.880*** (1)	***82.00***		***12:27:09.822***
6 -	56.613	31.202	1:27.815	81.13	0.935	12:28:37.637
7 -	58.612	32.841	1:31.453	77.90	4.573	12:30:09.090
8 -	57.196	31.451	1:28.647	80.37	1.767	12:31:37.737

P12 49 F2 PERRY / MILLER

Shelborne Honda - Greg Lambert Sidecar School

IDEAL LAP TIME : 1:22.984 BEST LAP TIME : 1:23.449 DIFFERENCE : 0.465

LAP	SECTOR 1	SECTOR 2	LAP TIME	MPH	DIFF	TIME OF DAY
1 -		30.232	1:29.866	79.28	6.417	12:21:15.660
2 -	53.881	***29.636***	1:23.517 (2)	85.30	0.068	12:22:39.177
3 -	54.729	30.619	1:25.348	83.47	1.899	12:24:04.525
4 -	53.745	30.054	1:23.799	85.02	0.350	12:25:28.324
5 -	53.565	30.166	1:23.731 (3)	85.08	0.282	12:26:52.055
6 -	***53.348***	30.101	***1:23.449*** (1)	***85.37***		***12:28:15.504***
7 -	54.411	29.778	1:24.189	84.62	0.740	12:29:39.693
8 -	53.912	30.176	1:24.088	84.72	0.639	12:31:03.781
9 -	53.529	33.167	1:26.696	82.17	3.247	12:32:30.477

P13 60 F1 HOLLAND / STEVENS

Ryde 600 - WPS Racing

IDEAL LAP TIME : 1:16.447 BEST LAP TIME : 1:17.222 DIFFERENCE : 0.775

LAP	SECTOR 1	SECTOR 2	LAP TIME	MPH	DIFF	TIME OF DAY
1 -		28.962	1:28.033	80.93	10.811	12:21:13.827
2 -	50.268	27.705	1:17.973 (3)	91.37	0.751	12:22:31.800
3 -	49.358	27.864	***1:17.222*** (1)	***92.26***		***12:23:49.022***
4 -	49.762	***27.594***	1:17.356 (2)	92.10	0.134	12:25:06.378
5 -	***48.853***	IN PIT	1:19.262 P	89.88	2.040	12:26:25.640

BMCRC - MRO Championships - Rnd 6 @ Donington Park National

BMCRC F1 & F2 Sidecars

RACE 6 - SECTOR ANALYSIS

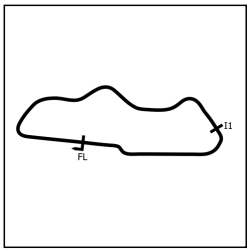

SECTOR 1 = FL to I1, SECTOR 2 = I1 to FL, DIFF = Difference To Personal Best Lap, P = Crossed Finish Line in Pit Lane, D = Time Disallowed

P14 24 F2 McCAIN / OLDROYD GP-F2 Yamaha - Handcrafted Joints

IDEAL LAP TIME : 1:21.587 BEST LAP TIME : 1:21.587 DIFFERENCE : 0.000

LAP	SECTOR 1	SECTOR 2	LAP TIME	MPH	DIFF	TIME OF DAY
1 -		29.607	1:26.534	82.33	4.947	12:21:12.328
2 -	***52.407***	***29.180***	***1:21.587*** **(1)**	***87.32***		***12:22:33.915***
3 -	52.520	29.181	1:21.701 **(2)**	87.20	0.114	12:23:55.616

Weather / Track : Cloudy / Dry

Donington Park National: 1.9790 miles
Date: 26/07/2026 Start: 12:19 Finish: 12:31

BMCRC - MRO Championships - Rnd 6 @ Donington Park National

BMCRC F1 & F2 Sidecars

RACE 6 - BEST SECTORS

	SECTOR 1		SECTOR 2	
POS	NO	TIME	NO	TIME
1	**11**	**48.179**	**91**	**26.562**
2	**27**	**48.717**	**27**	**26.952**
3	**91**	**48.745**	**11**	**27.087**
4	**60**	**48.853**	**14**	**27.359**
5	**14**	**48.873**	**60**	**27.594**
6	**114**	**50.936**	**114**	**28.021**
7	**9**	**51.840**	**9**	**29.091**
8	**24**	**52.407**	**48**	**29.130**
9	**128**	**53.007**	**24**	**29.180**
10	**111**	**53.116**	**128**	**29.551**
11	**49**	**53.348**	**49**	**29.636**
12	**48**	**53.833**	**111**	**29.643**
13	**66**	**55.350**	**66**	**30.345**
14	**167**	**55.680**	**167**	**30.912**

IDEAL / BEST COMPARISON

			PERFECT LAP	1:14.741		
POS	NO	NAME		IDEAL	BEST	DIFF
1	**11**	GILBERT / MULDOON		1:15.266	1:15.436	**0.170**
2	**91**	WILLIAMS / SMITH		1:15.307	1:15.524	**0.217**
3	**27**	KIRBY / RUDLAND		1:15.669	1:15.669	**0.000**
4	**14**	WAKLEY / CONIL		1:16.232	1:16.512	**0.280**
5	**60**	HOLLAND / STEVENS		1:16.447	1:17.222	**0.775**
6	**114**	LOCKEY / BINSELL		1:18.957	1:19.065	**0.108**
7	**9**	FAIRHURST / FAIRHURST		1:20.931	1:20.931	**0.000**
8	**24**	McCAIN / OLDROYD		1:21.587	1:21.587	**0.000**
9	**128**	HALL / RICHARDSON		1:22.558	1:22.764	**0.206**
10	**111**	McVEY / ROONEY		1:22.759	1:22.948	**0.189**
11	**48**	BERRY / BERRY		1:22.963	1:23.379	**0.416**
12	**49**	PERRY / MILLER		1:22.984	1:23.449	**0.465**
13	**66**	CROWE / FAIRHURST		1:25.695	1:25.827	**0.132**
14	**167**	PETTMAN / WEBB		1:26.592	1:26.880	**0.288**

Weather / Track : Cloudy / Dry

Donington Park National: 1.9790 miles
Date: 26/07/2026 Start: 12:19 Finish: 12:31

Results can be found at www.tsl-timing.com

Printed - 12:36 Sunday, 26 July 2026

BMCRC - MRO Championships - Rnd 6 @ Donington Park National

BMCRC F1 & F2 Sidecars

RACE 6 - STATISTICS

Competitors Started	14
Planned Start	2026-07-26 @ 11:35:00.000
Actual Start	2026-07-26 @ 12:19:45.793
Finish Time	2026-07-26 @ 12:31:13.365
Track Length	1.9790mi.
Total Laps	114
Total Distance Covered	225.6136mi.

Session Fastest Lap History

NO	CL	NAME	LAP TIME	TIME OF DAY	LAP	VEHICLE
91	F1	**WILLIAMS / SMITH**	**1:15.857**	12:22:21.033	2	LCR Yamaha 600
11	F1	**GILBERT / MULDOON**	**1:15.594**	12:22:21.582	2	Ryde 1000
11	F1	**GILBERT / MULDOON**	**1:15.436**	12:28:40.596	7	Ryde 1000

Session Leader History

NO	CL	NAME	FROM LAP	LAPS LED	DISTANCE	VEHICLE
91	F1	**WILLIAMS / SMITH**	1	2	3.92 miles	LCR Yamaha 600
11	F1	**GILBERT / MULDOON**	3	7	13.85 miles	Ryde 1000

Flag History

TYPE	TIME OF DAY
GREEN	12:19:45.793
FINISH	12:31:13.365

Flag Statistics

TYPE	COUNT	TOTAL LAPS	TOTAL TIME
Green	1	9	13:50.581
Red	0	0	0.000
Safety Car	0	0	0.000
FCY	0	0	0.000

BMCRC - MRO Championships - Rnd 6 @ Donington Park National

BMCRC F1 & F2 Sidecars

RACE 6 - STATISTICS

CLASS : F1

7 Starters

Fastest Lap History

NO	NAME	LAP TIME	TIME OF DAY	LAP	VEHICLE
91	**WILLIAMS / SMITH**	**1:15.857**	12:22:21.033	2	LCR Yamaha 600
11	**GILBERT / MULDOON**	**1:15.594**	12:22:21.582	2	Ryde 1000
11	**GILBERT / MULDOON**	**1:15.436**	12:28:40.596	7	Ryde 1000

Leader History

NO	NAME	FROM LAP	LAPS LED	DISTANCE	VEHICLE
91	**WILLIAMS / SMITH**	1	2	3.92 miles	LCR Yamaha 600
11	**GILBERT / MULDOON**	3	7	13.85 miles	Ryde 1000

Weather / Track : Cloudy / Dry

Donington Park National: 1.9790 miles
Date: 26/07/2026 Start: 12:19 Finish: 12:31

BMCRC - MRO Championships - Rnd 6 @ Donington Park National

BMCRC F1 & F2 Sidecars

RACE 6 - STATISTICS

CLASS : F2

7 Starters

Fastest Lap History

NO	NAME	LAP TIME	TIME OF DAY	LAP	VEHICLE
114	**LOCKEY / BINSELL**	**1:19.065**	12:22:28.132	2	LCR/Honda Honda

Leader History

NO	NAME	FROM LAP	LAPS LED	DISTANCE	VEHICLE
114	**LOCKEY / BINSELL**	1	9	17.77 miles	LCR/Honda Honda

Weather / Track : Cloudy / Dry

Donington Park National: 1.9790 miles
Date: 26/07/2026 Start: 12:19 Finish: 12:31

BMCRC - MRO Championships - Rnd 6 @ Donington Park National

BMCRC F1 & F2 Sidecars

RACE 16 - GRID (10 Laps)



These results are provisional until the conclusion of any judicial and technical matters.

Donington Park National: 1.9790 miles

Clerk Of Course: Caroline Patterson / Andy Brown	Timekeeper: Richard Evans	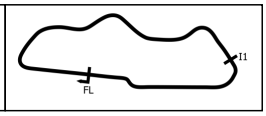

Results can be found at www.tsl-timing.com

Printed - 12:38 Sunday, 26 July 2026

BMCRC - MRO Championships - Rnd 6 @ Donington Park National

BMCRC F1 & F2 Sidecars

RACE 16 - CLASSIFICATION

Race Distance: 10 Laps / 19.79 miles

POS	NO	CL	PIC	NAME	ENTRY	LAPS	TIME	GAP	DIFF	MPH	BEST	ON	GRD	↑↓
1	**91**	F1	1	**WILLIAMS / SMITH**	LCR Yamaha 600 -	**10**	12:35.760			94.09	**1:14.429**	9	2	1
2	**11**	F1	2	**GILBERT / MULDOON**	Ryde 1000 - Angel Inn. Blyth	**10**	12:41.301	**5.541**	5.541	93.40	**1:15.369**	3	1	-1
3	**14**	F1	3	**WAKLEY / CONIL**	Ryde F1 - WPS Racing, Assured Office Solutions	**10**	12:56.396	**20.636**	15.095	91.58	**1:16.061**	3	4	1
4	**27**	F1	4	**KIRBY / RUDLAND**	ARS Yamaha 600 - KRT	**10**	13:06.353	**30.593**	9.957	90.43	**1:17.189**	7	3	-1
5	**60**	F1	5	**HOLLAND / STEVENS**	Ryde 600 - WPS Racing	**10**	13:09.523	**33.763**	3.170	90.06	**1:15.670**	9	5	0
6	**114**	F2	1	**LOCKEY / BINSELL**	LCR/Honda Honda - Real Racing	**10**	13:13.524	**37.764**	4.001	89.61	**1:18.240**	5	6	0
7	**24**	F2	2	**McCAIN / OLDROYD**	GP-F2 Yamaha - Handcrafted Joints	**10**	13:21.142	**45.382**	7.618	88.76	**1:18.945**	7	8	1
8	**9**	F1	6	**FAIRHURST / FAIRHURST**	- Image in Vinyl	**10**	13:47.844	**1:12.084**	26.702	85.89	**1:20.786**	3	7	-1
9	**66**	F2	3	**CROWE / FAIRHURST**	Suzuki GSXR - Flo Racing	**9**	13:15.988	**1 Lap**	1 Lap	80.38	**1:26.487**	4	13	4
					NOT CLASSIFIED									
DNF	**111**	F2		**McVEY / ROONEY**	Derbyshire Suzuki -	**9**	12:34.864	**1 Lap**		84.76	**1:22.837**	3	10	
DNF	**167**	F1		**PETTMAN / WEBB**	Baker Yamaha 1000 - Wesso Racing	**3**	4:29.440	**7 Laps**	6 Laps	78.82	**1:28.093**	2	14	
DNF	**128**	F2		**HALL / RICHARDSON**	Shelborne 600 -	**3**	4:51.352	**7 Laps**	21.912	72.89	**1:29.055**	2	9	
					NOT STARTED									
NS	**48**	F2		**BERRY / BERRY**	D&D Windle Suzuki F2 - Green Ant Racing.								11	
NS	**49**	F2		**PERRY / MILLER**	Shelborne Honda - Greg Lambert Sidecar School								12	
NS	**8**	F2		**ILARIA / SAUNDERS**	Christie Engineering 600 - Powerhouse								15	
NS	**15**	F2		**GIBSON / RYDER**	CES Suzuki - RVISA / ROWTEC								16	
NS	**37**	F2		**MORPHET / COPPOCK**	LCR Honda -								17	
					FASTEST LAP									
	91	F1		**WILLIAMS / SMITH**	LCR Yamaha 600 -	**9**	1:14.429		95.72 mph		154.05 kph			
	114	F2		**LOCKEY / BINSELL**	LCR/Honda Honda - Real Racing	**5**	1:18.240		91.06 mph		146.54 kph			

Class F1 - 92.5% of Race Speed = 87.03 mph
Class F2 - 92.5% of Race Speed = 82.88 mph

Weather / Track : Cloudy / Dry
These results are provisional until the conclusion of any judicial and technical matters.

Date: 26/07/2026 Start: 16:08 Finish: 16:21
Donington Park National: 1.9790 miles

Clerk Of Course: Caroline Patterson / Andy Brown	Timekeeper: Richard Evans	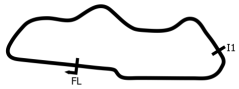

Results can be found at www.tsl-timing.com

Printed - 16:22 Sunday, 26 July 2026

BMCRC - MRO Championships - Rnd 6 @ Donington Park National

BMCRC F1 & F2 Sidecars

RACE 16 - LAP CHART

LAP 1 @ 16:09:55.736

NO	BEHIND	LAP TIME	
11		1:20.082	
91	0.073	1:20.155	
14	2.445	1:22.527	
114	3.448	1:23.530	
27	3.678	1:23.760	
24	5.084	1:25.166	
60	5.495	1:25.577	
9	7.824	1:27.906	
111	8.610	1:28.692	
167	13.146	1:33.228	
128	13.532	1:33.614	
66	13.755	1:33.837	
14	7.193	1:16.472	
27	16.044	1:17.275	
114	17.970	1:18.240	
60	18.711	1:18.386	
24	24.850	1:19.692	
9	33.600	1:21.892	
111	40.827	1:23.338	
66	1:04.289	1:27.429	

LAP 2 @ 16:11:10.892

NO	BEHIND	LAP TIME	
91		1:15.083	
11	0.736	1:15.892	
14	3.448	1:16.159	
114	6.879	1:18.587	
27	7.171	1:18.649	
60	7.365	1:17.026	
24	10.141	1:20.213	
9	14.428	1:21.760	
111	16.665	1:23.211	
167	26.083	1:28.093	
66	26.173	1:27.574	
128	27.431	1:29.055	

LAP 3 @ 16:12:26.038

NO	BEHIND	LAP TIME	
91		1:15.146	
11	0.959	1:15.369	
14	4.363	1:16.061	
114	10.304	1:18.571	
27	10.560	1:18.535	
60	11.176	1:18.957	
24	14.787	1:19.792	
9	20.068	1:20.786	
111	24.356	1:22.837	
167	39.056	1:28.119	
66	40.322	1:29.295	
128	1:00.968	1:48.683	**P**

LAP 4 @ 16:13:41.176

NO	BEHIND	LAP TIME
91		1:15.138
11	1.432	1:15.611
14	5.532	1:16.307
27	13.580	1:18.158
114	14.541	1:19.375
60	15.136	1:19.098
24	19.969	1:20.320
9	26.519	1:21.589
111	32.300	1:23.082
66	51.671	1:26.487

LAP 5 @ 16:14:55.987

NO	BEHIND	LAP TIME
91		1:14.811
11	2.263	1:15.642

LAP 6 @ 16:16:11.401

NO	BEHIND	LAP TIME
91		1:15.414
11	2.226	1:15.377
14	8.220	1:16.441
27	18.338	1:17.708
60	21.365	1:18.068
114	21.524	1:18.968
24	28.578	1:19.142
9	40.048	1:21.862
111	48.567	1:23.154
66	1:15.641	1:26.766

LAP 7 @ 16:17:27.085

NO	BEHIND	LAP TIME
91		1:15.684
11	2.226	1:15.684
14	9.899	1:17.363
27	19.843	1:17.189
60	21.740	1:16.059
114	24.488	1:18.648
24	31.839	1:18.945
9	46.851	1:22.487
111	56.246	1:23.363

LAP 8 @ 16:18:41.866

NO	BEHIND	LAP TIME
91		1:14.781
11	3.202	1:15.757
14	13.391	1:18.273
66	1 Lap	1:28.387
27	23.066	1:18.004
60	23.340	1:16.381
114	28.536	1:18.829
24	36.700	1:19.642
9	54.702	1:22.632
111	1:05.199	1:23.734

LAP 9 @ 16:19:56.295

NO	BEHIND	LAP TIME
91		1:14.429
11	4.652	1:15.879
14	16.560	1:17.598
60	24.581	1:15.670
27	27.030	1:18.393
66	1 Lap	1:27.953
114	33.338	1:19.231
24	41.526	1:19.255
9	1:04.298	1:24.025
111	1:14.223	1:23.453

LAP 10 @ 16:21:11.414

NO	BEHIND	LAP TIME
91		1:15.119
11	5.541	1:16.008
14	20.636	1:19.195
27	30.593	1:18.682
60	33.763	1:24.301
114	37.764	1:19.545
66	1 Lap	1:28.260
24	45.382	1:18.975
9	1:12.084	1:22.905

Weather / Track : Cloudy / Dry

Donington Park National: 1.9790 miles
Date: 26/07/2026 Start: 16:08 Finish: 16:21

Results can be found at www.tsl-timing.com

Printed - 16:24 Sunday, 26 July 2026

BMCRC - MRO Championships - Rnd 6 @ Donington Park National

BMCRC F1 & F2 Sidecars

RACE 16 - POSITION CHART

No	Name	Lap Pos	1	2	3	4	5	6	7	8	9	10
11	GILBERT / MULDOON	1	11	91	91	91	91	91	91	91	91	91
91	WILLIAMS / SMITH	2	91	11	11	11	11	11	11	11	11	11
27	KIRBY / RUDLAND	3	14	14	14	14	14	14	14	14	14	14
14	WAKLEY / CONIL	4	114	114	114	27	27	27	27	27	60	27
60	HOLLAND / STEVENS	5	27	27	27	114	114	60	60	60	27	60
114	LOCKEY / BINSELL	6	24	60	60	60	60	114	114	114	114	114
9	FAIRHURST / FAIRHUF	7	60	24	24	24	24	24	24	24	24	24
24	McCAIN / OLDROYD	8	9	9	9	9	9	9	9	9	9	9
128	HALL / RICHARDSON	9	111	111	111	111	111	111	111	111	111	
111	McVEY / ROONEY	10	167	167	167	66	66	66	66	66	66	
48	BERRY / BERRY	11	128	66	66							
49	PERRY / MILLER	12	66	128	*128*							
66	CROWE / FAIRHURST	13										
167	PETTMAN / WEBB	14										
8	ILARIA / SAUNDERS	15										
15	GIBSON / RYDER	16										
37	MORPHET / COPPOCK	17										

Weather / Track : Cloudy / Dry

Donington Park National: 1.9790 miles
Date: 26/07/2026 Start: 16:08 Finish: 16:21

Results can be found at www.tsl-timing.com

Printed - 16:24 Sunday, 26 July 2026

BMCRC - MRO Championships - Rnd 6 @ Donington Park National

BMCRC F1 & F2 Sidecars

RACE 16 - BEST SECTORS

	SECTOR 1		SECTOR 2	
POS	NO	TIME	NO	TIME
1	**91**	**47.690**	**91**	**26.624**
2	**11**	**48.112**	**11**	**26.792**
3	**60**	**48.381**	**14**	**27.243**
4	**14**	**48.675**	**60**	**27.289**
5	**27**	**49.652**	**27**	**27.500**
6	**114**	**50.397**	**114**	**27.772**
7	**24**	**50.546**	**24**	**27.994**
8	**9**	**51.842**	**9**	**28.944**
9	**111**	**53.159**	**111**	**29.440**
10	**66**	**55.946**	**66**	**30.434**
11	**167**	**56.869**	**167**	**30.806**
12	**128**	**57.849**	**128**	**31.105**

IDEAL / BEST COMPARISON

POS	NO	NAME	IDEAL	BEST	DIFF
		PERFECT LAP	**1:14.314**		
1	**91**	WILLIAMS / SMITH	1:14.314	1:14.429	**0.115**
2	**11**	GILBERT / MULDOON	1:14.904	1:15.369	**0.465**
3	**60**	HOLLAND / STEVENS	1:15.670	1:15.670	**0.000**
4	**14**	WAKLEY / CONIL	1:15.918	1:16.061	**0.143**
5	**27**	KIRBY / RUDLAND	1:17.152	1:17.189	**0.037**
6	**114**	LOCKEY / BINSELL	1:18.169	1:18.240	**0.071**
7	**24**	McCAIN / OLDROYD	1:18.540	1:18.945	**0.405**
8	**9**	FAIRHURST / FAIRHURST	1:20.786	1:20.786	**0.000**
9	**111**	McVEY / ROONEY	1:22.599	1:22.837	**0.238**
10	**66**	CROWE / FAIRHURST	1:26.380	1:26.487	**0.107**
11	**167**	PETTMAN / WEBB	1:27.675	1:28.093	**0.418**
12	**128**	HALL / RICHARDSON	1:28.954	1:29.055	**0.101**

Weather / Track : Cloudy / Dry

Donington Park National: 1.9790 miles
Date: 26/07/2026 Start: 16:08 Finish: 16:21

Results can be found at www.tsl-timing.com

Printed - 16:23 Sunday, 26 July 2026

BMCRC - MRO Championships - Rnd 6 @ Donington Park National

BMCRC F1 & F2 Sidecars

RACE 16 - SECTOR ANALYSIS

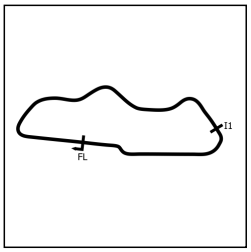

SECTOR 1 = FL to I1, SECTOR 2 = I1 to FL, DIFF = Difference To Personal Best Lap, P = Crossed Finish Line in Pit Lane, D = Time Disallowed

P1 91 F1 WILLIAMS / SMITH

LCR Yamaha 600 -

IDEAL LAP TIME : 1:14.314 BEST LAP TIME : 1:14.429 DIFFERENCE : 0.115

LAP	SECTOR 1	SECTOR 2	LAP TIME	MPH	DIFF	TIME OF DAY
1 -		27.146	1:20.155	88.88	5.726	16:09:55.809
2 -	48.255	26.828	1:15.083	94.89	0.654	16:11:10.892
3 -	48.420	26.726	1:15.146	94.81	0.717	16:12:26.038
4 -	48.374	26.764	1:15.138	94.82	0.709	16:13:41.176
5 -	48.187	***26.624***	1:14.811 **(3)**	95.23	0.382	16:14:55.987
6 -	48.472	26.942	1:15.414	94.47	0.985	16:16:11.401
7 -			1:15.684	94.13	1.255	16:17:27.085
8 -	48.106	26.675	1:14.781 **(2)**	95.27	0.352	16:18:41.866
9 -	***47.690***	26.739	***1:14.429*** **(1)**	***95.72***		***16:19:56.295***
10 -	47.853	27.266	1:15.119	94.84	0.690	16:21:11.414

P2 11 F1 GILBERT / MULDOON

Ryde 1000 - Angel Inn. Blyth

IDEAL LAP TIME : 1:14.904 BEST LAP TIME : 1:15.369 DIFFERENCE : 0.465

LAP	SECTOR 1	SECTOR 2	LAP TIME	MPH	DIFF	TIME OF DAY
1 -		27.299	1:20.082	88.96	4.713	16:09:55.736
2 -	49.100	***26.792***	1:15.892	93.87	0.523	16:11:11.628
3 -	48.168	27.201	***1:15.369*** **(1)**	***94.53***		***16:12:26.997***
4 -	48.547	27.064	1:15.611 **(3)**	94.22	0.242	16:13:42.608
5 -	48.518	27.124	1:15.642	94.18	0.273	16:14:58.250
6 -	***48.112***	27.265	1:15.377 **(2)**	94.52	0.008	16:16:13.627
7 -	48.333	27.351	1:15.684	94.13	0.315	16:17:29.311
8 -	48.441	27.316	1:15.757	94.04	0.388	16:18:45.068
9 -	48.364	27.515	1:15.879	93.89	0.510	16:20:00.947
10 -	48.448	27.560	1:16.008	93.73	0.639	16:21:16.955

P3 14 F1 WAKLEY / CONIL

Ryde F1 - WPS Racing, Assured Office Solutions

IDEAL LAP TIME : 1:15.918 BEST LAP TIME : 1:16.061 DIFFERENCE : 0.143

LAP	SECTOR 1	SECTOR 2	LAP TIME	MPH	DIFF	TIME OF DAY
1 -		27.574	1:22.527	86.33	6.466	16:09:58.181
2 -	48.916	***27.243***	1:16.159 **(2)**	93.54	0.098	16:11:14.340
3 -	***48.675***	27.386	***1:16.061*** **(1)**	***93.67***		***16:12:30.401***
4 -	48.940	27.367	1:16.307 **(3)**	93.36	0.246	16:13:46.708
5 -	49.119	27.353	1:16.472	93.16	0.411	16:15:03.180
6 -	49.186	27.255	1:16.441	93.20	0.380	16:16:19.621
7 -	49.804	27.559	1:17.363	92.09	1.302	16:17:36.984
8 -	49.838	28.435	1:18.273	91.02	2.212	16:18:55.257
9 -	49.899	27.699	1:17.598	91.81	1.537	16:20:12.855
10 -	51.035	28.160	1:19.195	89.96	3.134	16:21:32.050

P4 27 F1 KIRBY / RUDLAND

ARS Yamaha 600 - KRT

IDEAL LAP TIME : 1:17.152 BEST LAP TIME : 1:17.189 DIFFERENCE : 0.037

LAP	SECTOR 1	SECTOR 2	LAP TIME	MPH	DIFF	TIME OF DAY
1 -		28.594	1:23.760	85.05	6.571	16:09:59.414
2 -	50.746	27.903	1:18.649	90.58	1.460	16:11:18.063
3 -	50.619	27.916	1:18.535	90.71	1.346	16:12:36.598
4 -	50.561	27.597	1:18.158	91.15	0.969	16:13:54.756
5 -	49.707	27.568	1:17.275 **(2)**	92.19	0.086	16:15:12.031
6 -	50.208	***27.500***	1:17.708 **(3)**	91.68	0.519	16:16:29.739
7 -	***49.652***	27.537	***1:17.189*** **(1)**	***92.30***		***16:17:46.928***
8 -	50.176	27.828	1:18.004	91.33	0.815	16:19:04.932
9 -	50.057	28.336	1:18.393	90.88	1.204	16:20:23.325
10 -	50.386	28.296	1:18.682	90.54	1.493	16:21:42.007

BMCRC - MRO Championships - Rnd 6 @ Donington Park National

BMCRC F1 & F2 Sidecars

RACE 16 - SECTOR ANALYSIS

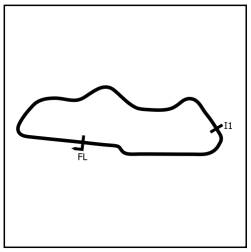

SECTOR 1 = FL to I1, SECTOR 2 = I1 to FL, DIFF = Difference To Personal Best Lap, P = Crossed Finish Line in Pit Lane, D = Time Disallowed

P5 60 F1 HOLLAND / STEVENS

Ryde 600 - WPS Racing

IDEAL LAP TIME : 1:15.670 BEST LAP TIME : 1:15.670 DIFFERENCE : 0.000

LAP	SECTOR 1	SECTOR 2	LAP TIME	MPH	DIFF	TIME OF DAY
1 -		27.998	1:25.577	83.25	9.907	16:10:01.231
2 -	49.581	27.445	1:17.026	92.49	1.356	16:11:18.257
3 -	50.112	28.845	1:18.957	90.23	3.287	16:12:37.214
4 -	50.269	28.829	1:19.098	90.07	3.428	16:13:56.312
5 -	50.054	28.332	1:18.386	90.89	2.716	16:15:14.698
6 -	49.841	28.227	1:18.068	91.26	2.398	16:16:32.766
7 -	48.723	27.336	1:16.059 **(2)**	93.67	0.389	16:17:48.825
8 -	49.035	27.346	1:16.381 **(3)**	93.27	0.711	16:19:05.206
9 -	***48.381***	***27.289***	***1:15.670*** **(1)**	***94.15***		***16:20:20.876***
10 -	52.160	32.141	1:24.301	84.51	8.631	16:21:45.177

P6 114 F2 LOCKEY / BINSELL

LCR/Honda Honda - Real Racing

IDEAL LAP TIME : 1:18.169 BEST LAP TIME : 1:18.240 DIFFERENCE : 0.071

LAP	SECTOR 1	SECTOR 2	LAP TIME	MPH	DIFF	TIME OF DAY
1 -		28.882	1:23.530	85.29	5.290	16:09:59.184
2 -	50.815	***27.772***	1:18.587 **(3)**	90.65	0.347	16:11:17.771
3 -	***50.397***	28.174	1:18.571 **(2)**	90.67	0.331	16:12:36.342
4 -	50.915	28.460	1:19.375	89.75	1.135	16:13:55.717
5 -	50.433	27.807	***1:18.240*** **(1)**	***91.06***		***16:15:13.957***
6 -	50.522	28.446	1:18.968	90.22	0.728	16:16:32.925
7 -	50.652	27.996	1:18.648	90.58	0.408	16:17:51.573
8 -	50.785	28.044	1:18.829	90.38	0.589	16:19:10.402
9 -	51.185	28.046	1:19.231	89.92	0.991	16:20:29.633
10 -	51.482	28.063	1:19.545	89.56	1.305	16:21:49.178

P7 24 F2 McCAIN / OLDROYD

GP-F2 Yamaha - Handcrafted Joints

IDEAL LAP TIME : 1:18.540 BEST LAP TIME : 1:18.945 DIFFERENCE : 0.405

LAP	SECTOR 1	SECTOR 2	LAP TIME	MPH	DIFF	TIME OF DAY
1 -		28.853	1:25.166	83.65	6.221	16:10:00.820
2 -	51.544	28.669	1:20.213	88.82	1.268	16:11:21.033
3 -	51.798	***27.994***	1:19.792	89.29	0.847	16:12:40.825
4 -	51.546	28.774	1:20.320	88.70	1.375	16:14:01.145
5 -	51.438	28.254	1:19.692	89.40	0.747	16:15:20.837
6 -	50.874	28.268	1:19.142 **(3)**	90.02	0.197	16:16:39.979
7 -	50.851	28.094	***1:18.945*** **(1)**	***90.24***		***16:17:58.924***
8 -	51.508	28.134	1:19.642	89.45	0.697	16:19:18.566
9 -	50.848	28.407	1:19.255	89.89	0.310	16:20:37.821
10 -	***50.546***	28.429	1:18.975 **(2)**	90.21	0.030	16:21:56.796

P8 9 F1 FAIRHURST / FAIRHURST

- Image in Vinyl

IDEAL LAP TIME : 1:20.786 BEST LAP TIME : 1:20.786 DIFFERENCE : 0.000

LAP	SECTOR 1	SECTOR 2	LAP TIME	MPH	DIFF	TIME OF DAY
1 -		29.594	1:27.906	81.04	7.120	16:10:03.560
2 -	52.691	29.069	1:21.760 **(3)**	87.14	0.974	16:11:25.320
3 -	***51.842***	***28.944***	***1:20.786*** **(1)**	***88.19***		***16:12:46.106***
4 -	52.488	29.101	1:21.589 **(2)**	87.32	0.803	16:14:07.695
5 -	52.596	29.296	1:21.892	87.00	1.106	16:15:29.587
6 -	52.409	29.453	1:21.862	87.03	1.076	16:16:51.449
7 -	53.078	29.409	1:22.487	86.37	1.701	16:18:13.936
8 -	52.958	29.674	1:22.632	86.22	1.846	16:19:36.568
9 -	54.381	29.644	1:24.025	84.79	3.239	16:21:00.593
10 -	53.248	29.657	1:22.905	85.93	2.119	16:22:23.498

BMCRC - MRO Championships - Rnd 6 @ Donington Park National

BMCRC F1 & F2 Sidecars

RACE 16 - SECTOR ANALYSIS

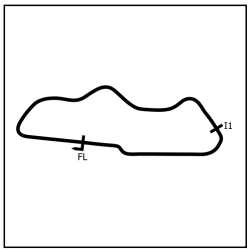

SECTOR 1 = FL to I1, SECTOR 2 = I1 to FL, DIFF = Difference To Personal Best Lap, P = Crossed Finish Line in Pit Lane, D = Time Disallowed

P9 66 F2 CROWE / FAIRHURST Suzuki GSXR - Flo Racing

IDEAL LAP TIME : 1:26.380 BEST LAP TIME : 1:26.487 DIFFERENCE : 0.107

LAP	SECTOR 1	SECTOR 2	LAP TIME		MPH	DIFF	TIME OF DAY
1 -		30.796	1:33.837		75.92	7.350	16:10:09.491
2 -	57.062	30.512	1:27.574		81.35	1.087	16:11:37.065
3 -	58.317	30.978	1:29.295		79.78	2.808	16:13:06.360
4 -	56.053	***30.434***	***1:26.487***	**(1)**	***82.37***		***16:14:32.847***
5 -	56.612	30.817	1:27.429	**(3)**	81.49	0.942	16:16:00.276
6 -	***55.946***	30.820	1:26.766	**(2)**	82.11	0.279	16:17:27.042
7 -	57.342	31.045	1:28.387		80.60	1.900	16:18:55.429
8 -	56.968	30.985	1:27.953		81.00	1.466	16:20:23.382
9 -	56.988	31.272	1:28.260		80.72	1.773	16:21:51.642

P10 111 F2 McVEY / ROONEY Derbyshire Suzuki -

IDEAL LAP TIME : 1:22.599 BEST LAP TIME : 1:22.837 DIFFERENCE : 0.238

LAP	SECTOR 1	SECTOR 2	LAP TIME		MPH	DIFF	TIME OF DAY
1 -		30.047	1:28.692		80.32	5.855	16:10:04.346
2 -	53.559	29.652	1:23.211		85.62	0.374	16:11:27.557
3 -	53.245	29.592	***1:22.837***	**(1)**	***86.00***		***16:12:50.394***
4 -	***53.159***	29.923	1:23.082	**(2)**	85.75	0.245	16:14:13.476
5 -	53.378	29.960	1:23.338		85.49	0.501	16:15:36.814
6 -	53.402	29.752	1:23.154	**(3)**	85.68	0.317	16:16:59.968
7 -	53.923	***29.440***	1:23.363		85.46	0.526	16:18:23.331
8 -	53.759	29.975	1:23.734		85.08	0.897	16:19:47.065
9 -	53.760	29.693	1:23.453		85.37	0.616	16:21:10.518

P11 167 F1 PETTMAN / WEBB Baker Yamaha 1000 - Wesso Racing

IDEAL LAP TIME : 1:27.675 BEST LAP TIME : 1:28.093 DIFFERENCE : 0.418

LAP	SECTOR 1	SECTOR 2	LAP TIME		MPH	DIFF	TIME OF DAY
1 -		31.287	1:33.228		76.42	5.135	16:10:08.882
2 -	***56.869***	31.224	***1:28.093***	**(1)**	***80.87***		***16:11:36.975***
3 -	57.313	***30.806***	1:28.119	**(2)**	80.85	0.026	16:13:05.094

P12 128 F2 HALL / RICHARDSON Shelborne 600 -

IDEAL LAP TIME : 1:28.954 BEST LAP TIME : 1:29.055 DIFFERENCE : 0.101

LAP	SECTOR 1	SECTOR 2	LAP TIME		MPH	DIFF	TIME OF DAY
1 -		***31.105***	1:33.614		76.10	4.559	16:10:09.268
2 -	***57.849***	31.206	***1:29.055***	**(1)**	***80.00***		***16:11:38.323***
3 -	58.007	IN PIT	1:48.683	**P**	65.55	19.628	16:13:27.006

BMCRC - MRO Championships - Rnd 6 @ Donington Park National

BMCRC F1 & F2 Sidecars

RACE 16 - STATISTICS

Competitors Started	12
Planned Start	2026-07-26 @ 15:50:00.000
Actual Start	2026-07-26 @ 16:08:35.653
Finish Time	2026-07-26 @ 16:21:11.413
Track Length	1.9790mi.
Total Laps	104
Total Distance Covered	205.8229mi.

Session Fastest Lap History

NO	CL	NAME	LAP TIME	TIME OF DAY	LAP	VEHICLE
91	F1	**WILLIAMS / SMITH**	**1:15.083**	16:11:10.892	2	LCR Yamaha 600
91	F1	**WILLIAMS / SMITH**	**1:14.811**	16:14:55.987	5	LCR Yamaha 600
91	F1	**WILLIAMS / SMITH**	**1:14.781**	16:18:41.866	8	LCR Yamaha 600
91	F1	**WILLIAMS / SMITH**	**1:14.429**	16:19:56.295	9	LCR Yamaha 600

Session Leader History

NO	CL	NAME	FROM LAP	LAPS LED	DISTANCE	VEHICLE
11	F1	**GILBERT / MULDOON**	1	1	1.94 miles	Ryde 1000
91	F1	**WILLIAMS / SMITH**	2	9	17.81 miles	LCR Yamaha 600

Flag History

TYPE	TIME OF DAY
GREEN	16:08:35.653
FINISH	16:21:11.413

Flag Statistics

TYPE	COUNT	TOTAL LAPS	TOTAL TIME
Green	1	10	13:51.987
Red	0	0	0.000
Safety Car	0	0	0.000
FCY	0	0	0.000

BMCRC - MRO Championships - Rnd 6 @ Donington Park National

BMCRC F1 & F2 Sidecars

RACE 16 - STATISTICS

CLASS : F1

7 Starters

Fastest Lap History

NO	NAME	LAP TIME	TIME OF DAY	LAP	VEHICLE
91	**WILLIAMS / SMITH**	**1:15.083**	16:11:10.892	2	LCR Yamaha 600
91	**WILLIAMS / SMITH**	**1:14.811**	16:14:55.987	5	LCR Yamaha 600
91	**WILLIAMS / SMITH**	**1:14.781**	16:18:41.866	8	LCR Yamaha 600
91	**WILLIAMS / SMITH**	**1:14.429**	16:19:56.295	9	LCR Yamaha 600

Leader History

NO	NAME	FROM LAP	LAPS LED	DISTANCE	VEHICLE
11	**GILBERT / MULDOON**	1	1	1.94 miles	Ryde 1000
91	**WILLIAMS / SMITH**	2	9	17.81 miles	LCR Yamaha 600

BMCRC - MRO Championships - Rnd 6 @ Donington Park National

BMCRC F1 & F2 Sidecars

RACE 16 - STATISTICS

CLASS : F2

5 Starters

Fastest Lap History

NO	NAME	LAP TIME	TIME OF DAY	LAP	VEHICLE
114	**LOCKEY / BINSELL**	**1:18.587**	16:11:17.771	2	LCR/Honda Honda
114	**LOCKEY / BINSELL**	**1:18.571**	16:12:36.342	3	LCR/Honda Honda
114	**LOCKEY / BINSELL**	**1:18.240**	16:15:13.957	5	LCR/Honda Honda

Leader History

NO	NAME	FROM LAP	LAPS LED	DISTANCE	VEHICLE
114	**LOCKEY / BINSELL**	1	10	19.75 miles	LCR/Honda Honda

Weather / Track : Cloudy / Dry

Donington Park National: 1.9790 miles
Date: 26/07/2026 Start: 16:08 Finish: 16:21



SF PARTS & AUSTIN JACOBS THUNDERBIKE 500

BMCRC-MRO Championships – Round 6

Donington Park National

25th / 26th July 2026

TSL SPORTS TIMING
TIMING SOLUTIONS LTD

Timing & Results Provided by Timing Solutions Ltd

www.tsl-timing.com

Donington Park National Circuit

Castle Donington, Derby, UK

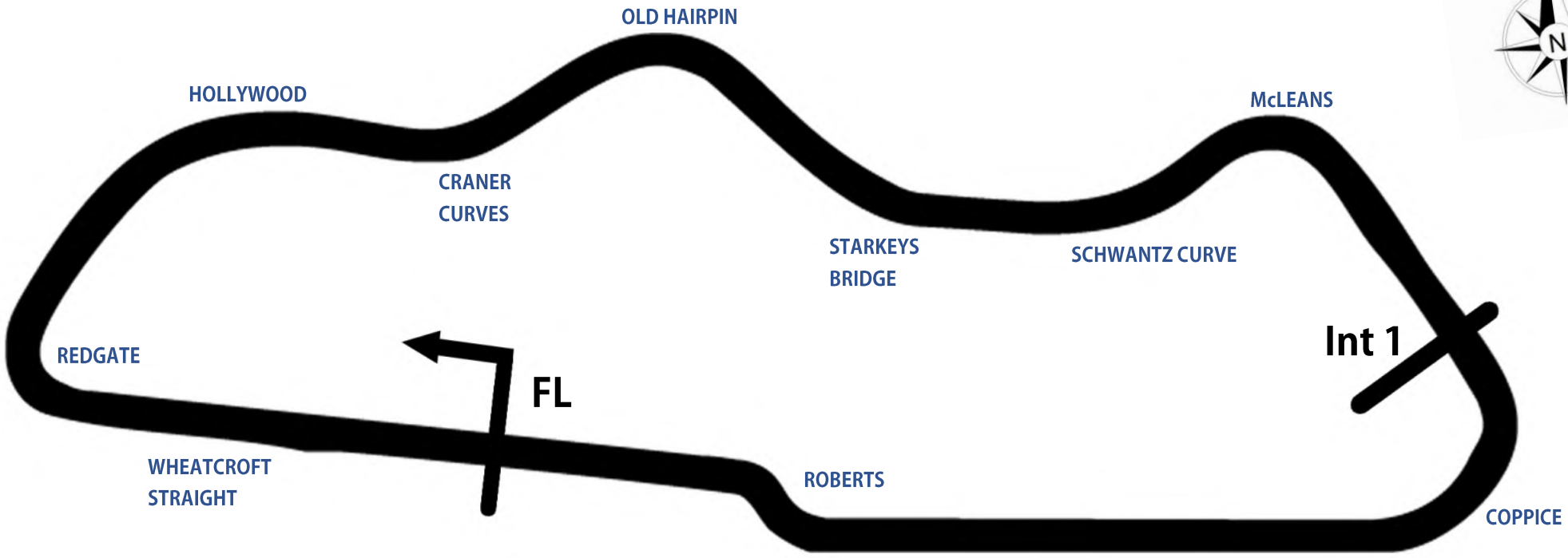

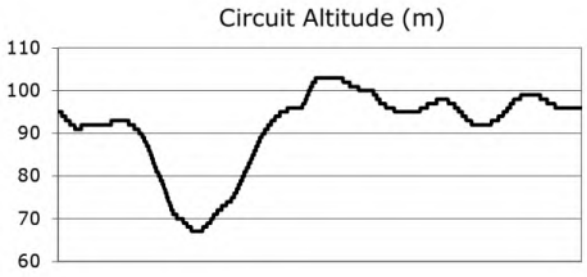

Length	1.9790 miles | 3.185 km | 3185m		
FL	Start @ 60m	52.82971 N	1.37867 W
Int 1	2096m	52.82978 N	1.36508 W
Pit Entry	3158m	52.82951 N	1.37832 W
Pit Exit	229m after FL	52.82996 N	1.38205 W
Pit Entry - Pit Exit	256m, 18.4s @ 50kph, 15.3s @ 60kph		

Results & Live Timing available at – www.tsl-timing.com

Updated - 24/01/2024 10:46

BMCRC - MRO Championships - Rnd 6 @ Donington Park National

Thunderbike 500

QUALIFYING - CLASSIFICATION

POS	NO	CL	PIC	NAME	ENTRY	TIME	ON	LAPS	GAP	DIFF	MPH
1	34	C1	1	Aaron SILVESTER (RES)	Honda CB500 - A & J Racing	1:20.085	3	3			88.96
2	43	C2	1	Max SILVESTER	Honda CB500 - SRT Supplies	1:20.486	3	8	0.401	0.401	88.52
3	66	C1	2	Benjamin ROUND	Honda CB500 -	1:20.502	2	7	0.417	0.016	88.50
4	16*	C2	2	Luke MACRAE	Honda CB500 - Helmet City Northlands Fencing	1:20.698	3	6	0.613	0.196	88.28
5	62	C3	1	Max MACRAE	Honda CB500 - MacRae Racing	1:21.183	3	7	1.098	0.485	87.76
6	24	C1	3	Josh LEANING	Honda CB500 - Shane brocklehurst transport	1:21.327	5	8	1.242	0.144	87.60
7	87	C1	4	Finn CHALK	Honda CB500 - FCR	1:21.367	6	7	1.282	0.040	87.56
8	23	C1	5	Adrian KERSHAW	Honda CB500 - ADK Racing	1:21.728	6	7	1.643	0.361	87.17
9	116	C1	6	Owen WILKINSON (R)	Honda CB500 -	1:22.376	5	7	2.291	0.648	86.48
10	1	C2	3	Daniel NORTH	Honda CB500 - ROAM Cafe Bistro	1:22.694	5	7	2.609	0.318	86.15
11	7	C2	4	Shaun O'HARA	Honda CB500 - Advanced Vehicle Alarms	1:22.764	5	7	2.679	0.070	86.08
12	75	C2	5	Peter WOODALL	Honda CB500 - RevdCoin	1:23.195	6	7	3.110	0.431	85.63
13	505	C2	6	Philip I'ANSON (R)	Honda CB500 - HG Heat	1:23.362	2	7	3.277	0.167	85.46
14	26	C3	2	Colt DWYER	Honda CB500 - Regal Aluminium	1:24.133	7	7	4.048	0.771	84.68
15	626	C2	7	Jamie HORNER	Honda CB500 - TRENT TRACTORS AND MOWERS	1:24.144	6	7	4.059	0.011	84.67
16	76	C3	3	Ian CARTER	Honda CB500 - ATO Racing + Moyes investments	1:24.158	6	7	4.073	0.014	84.65
17	68	C1	7	Martyn JOHNS (R)	Honda CB500 - Stack Dynamics	1:24.188	3	7	4.103	0.030	84.62
18	11	C1	8	Mark OSBORNE	Honda CB500 - PAL driving school	1:24.435	6	7	4.350	0.247	84.38
19	90	C1	9	Alexander MANN	Honda CB500 - HS RACING	1:24.574	6	7	4.489	0.139	84.24
20	30	C3	4	Jordan BUTLER (R)	Honda CB500 - JB Racing with Double D Graphics	1:24.707	6	7	4.622	0.133	84.10
21	112	C1	10	Spencer BAKER	Honda CB500 - SB Racing	1:24.865	7	7	4.780	0.158	83.95
22	36	C3	5	Joe BALDRY	Honda CB500 - Chilton Motors	1:25.059	2	6	4.974	0.194	83.76
23	25	C1	11	Dylan JORDAN (R)	Honda CB500 - Delta T Racing	1:25.202	3	7	5.117	0.143	83.62
24	80	C1	12	Rachel STACEY	Honda CB500 - ATO Racing	1:25.416	7	7	5.331	0.214	83.41
25	42	C3	6	Gary ADORJAN	Honda CB500 - Hippo Racing	1:25.812	6	7	5.727	0.396	83.02
26	906	C1	13	Camille GUYOT (R)	Honda CB500 -	1:25.883	3	7	5.798	0.071	82.95
27	110	C3	7	Will KEARNEY	Honda CB500 - WILLYDRIZZLE.COM	1:25.891	7	7	5.806	0.008	82.94
28	97	C1	14	Graeme JOHNSTONE (R)	Honda CB500 - Colin Johnstone Electrical	1:25.963	6	7	5.878	0.072	82.88
29	716	C2	8	Stephen DAVIES (R)	Honda CB500 -	1:26.234	2	7	6.149	0.271	82.61
30	22	C3	8	Simon FINCH	Honda CB500 -	1:26.593	5	7	6.508	0.359	82.27
31	82	C3	9	Jack WOLFF	Honda CB500 -	1:26.756	2	4	6.671	0.163	82.12
32	132	C1	15	Darren MELL (R)	Honda CB500 - The Boiler People Limited	1:27.576	5	7	7.491	0.820	81.35
33	155	C1	16	Paul ADAMS (R)	Honda CB500 - Adams Motor Repairs Ltd	1:28.443	6	7	8.358	0.867	80.55
34	77	C1	17	Wayne DRAKE	Honda CB500 - None	1:29.349	3	7	9.264	0.906	79.73
35	172	C3	10	Bobby CAMPBELL	Honda CB500 - RAF Motorsports	1:29.927	6	7	9.842	0.578	79.22
36	838	C2	9	Ben PARKINSON (R)	Honda CB500 - RabbitHole barbers	1:29.945	5	7	9.860	0.018	79.21
37	57	C2	10	Dan PERKINS (R)	Honda CB500 -	1:30.250	6	7	10.165	0.305	78.94
38	425	C3	11	Jonathan CARPENTER (R)	Honda CB500 - Morgan Price International Healthcare l	1:30.260	6	7	10.175	0.010	78.93
39	175	C2	11	Jack SUMNER (R)	Honda CB500 -	1:30.608	6	6	10.523	0.348	78.63
40	636	C2	12	Bradley CATLING	Honda CB500 - Electric avenue Leeds Ltd	1:32.156	3	6	12.071	1.548	77.31
41	909	C2	13	Steven SMITH (R)	Honda CB500 -	1:34.107	7	7	14.022	1.951	75.70

Weather / Track : Bright / Dry

These results are provisional until the conclusion of any judicial and technical matters.

Date: 25/07/2026 Start: 10:19 Finish: 10:29

Donington Park National: 1.9790 miles

Clerk Of Course: Caroline Patterson / Andy Brown	Timekeeper: Richard Evans	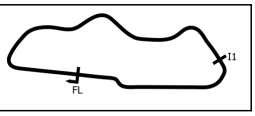

Results can be found at www.tsl-timing.com

Printed - 10:32 Saturday, 25 July 2026

BMCRC - MRO Championships - Rnd 6 @ Donington Park National

Thunderbike 500

QUALIFYING - SECTOR ANALYSIS

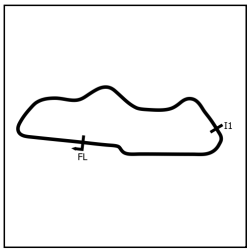

SECTOR 1 = FL to I1, SECTOR 2 = I1 to FL, DIFF = Difference To Personal Best Lap, P = Crossed Finish Line in Pit Lane, D = Time Disallowed

P1 34 C1 Aaron SILVESTER (RES)

Honda CB500 - A & J Racing

IDEAL LAP TIME : 1:20.023 BEST LAP TIME : 1:20.085 DIFFERENCE : 0.062

LAP	SECTOR 1	SECTOR 2	LAP TIME		MPH	DIFF	TIME OF DAY
1 -	53.328	29.164	1:22.492	(3)	86.36	2.407	10:21:38.311
2 -	51.622	***28.513***	1:20.135	(2)	88.90	0.050	10:22:58.446
3 -	***51.510***	28.575	***1:20.085***	(1)	***88.96***		***10:24:18.531***

P2 43 C2 Max SILVESTER

Honda CB500 - SRT Supplies

IDEAL LAP TIME : 1:20.486 BEST LAP TIME : 1:20.486 DIFFERENCE : 0.000

LAP	SECTOR 1	SECTOR 2	LAP TIME		MPH	DIFF	TIME OF DAY
1 -	53.650	29.672	1:23.322		85.50	2.836	10:21:37.548
2 -	52.259	28.942	1:21.201	(3)	87.74	0.715	10:22:58.749
3 -	***51.613***	***28.873***	***1:20.486***	(1)	***88.52***		***10:24:19.235***
4 -	52.125	29.043	1:21.168	(2)	87.77	0.682	10:25:40.403
5 -	52.019	31.839	1:23.858		84.96	3.372	10:27:04.261
6 -	52.255	29.129	1:21.384		87.54	0.898	10:28:25.645
7 -	56.063	28.958	1:25.021		83.79	4.535	10:29:50.666
8 -	51.789	29.491	1:21.280		87.65	0.794	10:31:11.946

P3 66 C1 Benjamin ROUND

Honda CB500 -

IDEAL LAP TIME : 1:20.502 BEST LAP TIME : 1:20.502 DIFFERENCE : 0.000

LAP	SECTOR 1	SECTOR 2	LAP TIME		MPH	DIFF	TIME OF DAY
1 -	54.151	29.303	1:23.454		85.37	2.952	10:21:38.904
2 -	***51.679***	***28.823***	***1:20.502***	(1)	***88.50***		***10:22:59.406***
3 -	51.827	28.824	1:20.651	(2)	88.33	0.149	10:24:20.057
4 -	52.129	28.952	1:21.081	(3)	87.87	0.579	10:25:41.138
5 -	52.237	29.167	1:21.404		87.52	0.902	10:27:02.542
6 -	56.807	30.830	1:27.637		81.29	7.135	10:28:30.179
7 -	54.647	IN PIT	1:37.232	P	73.27	16.730	10:30:07.411

P4 16 C2 Luke MACRAE

Honda CB500 - Helmet City Northlands Fencing

IDEAL LAP TIME : BEST LAP TIME : 1:20.698 DIFFERENCE :

LAP	SECTOR 1	SECTOR 2	LAP TIME		MPH	DIFF	TIME OF DAY
1 -			1:23.320		85.50	2.622	10:21:37.728
2 -			1:21.310		87.62	0.612	10:22:59.038
3 -			***1:20.698***	(1)	***88.28***		***10:24:19.736***
4 -			1:20.857	(2)	88.11	0.159	10:25:40.593
5 -			1:21.048	(3)	87.90	0.350	10:27:01.641
6 -			1:26.138		82.71	5.440	10:28:27.779

P5 62 C3 Max MACRAE

Honda CB500 - MacRae Racing

IDEAL LAP TIME : 1:21.045 BEST LAP TIME : 1:21.183 DIFFERENCE : 0.138

LAP	SECTOR 1	SECTOR 2	LAP TIME		MPH	DIFF	TIME OF DAY
1 -	54.569	29.322	1:23.891		84.92	2.708	10:21:38.701
2 -	52.467	***28.899***	1:21.366		87.56	0.183	10:23:00.067
3 -	***52.146***	29.037	***1:21.183***	(1)	***87.76***		***10:24:21.250***
4 -	52.192	29.023	1:21.215	(2)	87.72	0.032	10:25:42.465
5 -	52.199	29.074	1:21.273	(3)	87.66	0.090	10:27:03.738
6 -	53.014	28.917	1:21.931		86.95	0.748	10:28:25.669
7 -	53.363	IN PIT	1:33.157	P	76.47	11.974	10:29:58.826

BMCRC - MRO Championships - Rnd 6 @ Donington Park National

Thunderbike 500

QUALIFYING - SECTOR ANALYSIS

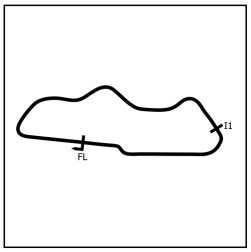

SECTOR 1 = FL to I1, SECTOR 2 = I1 to FL, DIFF = Difference To Personal Best Lap, P = Crossed Finish Line in Pit Lane, D = Time Disallowed

P6 24 C1 Josh LEANING — Honda CB500 - Shane brocklehurst transport

IDEAL LAP TIME : 1:21.120 BEST LAP TIME : 1:21.327 DIFFERENCE : 0.207

LAP	SECTOR 1	SECTOR 2	LAP TIME		MPH	DIFF	TIME OF DAY
1 -	54.775	29.130	1:23.905		84.91	2.578	10:21:40.507
2 -	52.589	29.088	1:21.677		87.22	0.350	10:23:02.184
3 -	52.433	28.911	1:21.344	(3)	87.58	0.017	10:24:23.528
4 -	52.403	28.936	1:21.339	(2)	87.59	0.012	10:25:44.867
5 -	***52.252***	29.075	***1:21.327***	**(1)**	***87.60***		***10:27:06.194***
6 -	52.615	***28.868***	1:21.483		87.43	0.156	10:28:27.677
7 -	52.752	29.486	1:22.238		86.63	0.911	10:29:49.915
8 -	52.474	29.524	1:21.998		86.88	0.671	10:31:11.913

P7 87 C1 Finn CHALK — Honda CB500 - FCR

IDEAL LAP TIME : 1:21.288 BEST LAP TIME : 1:21.367 DIFFERENCE : 0.079

LAP	SECTOR 1	SECTOR 2	LAP TIME		MPH	DIFF	TIME OF DAY
1 -	54.477	29.709	1:24.186		84.62	2.819	10:21:44.891
2 -	53.242	29.241	1:22.483		86.37	1.116	10:23:07.374
3 -	52.280	29.583	1:21.863	(3)	87.03	0.496	10:24:29.237
4 -	52.840	29.342	1:22.182		86.69	0.815	10:25:51.419
5 -	***52.248***	29.178	1:21.426	(2)	87.49	0.059	10:27:12.845
6 -	52.327	***29.040***	***1:21.367***	**(1)**	***87.56***		***10:28:34.212***
7 -	53.183	29.300	1:22.483		86.37	1.116	10:29:56.695

P8 23 C1 Adrian KERSHAW — Honda CB500 - ADK Racing

IDEAL LAP TIME : 1:21.728 BEST LAP TIME : 1:21.728 DIFFERENCE : 0.000

LAP	SECTOR 1	SECTOR 2	LAP TIME		MPH	DIFF	TIME OF DAY
1 -	58.650	32.289	1:30.939		78.34	9.211	10:22:14.922
2 -	53.919	29.661	1:23.580		85.24	1.852	10:23:38.502
3 -	53.809	29.947	1:23.756		85.06	2.028	10:25:02.258
4 -	54.113	29.327	1:23.440		85.38	1.712	10:26:25.698
5 -	53.398	29.531	1:22.929	(2)	85.91	1.201	10:27:48.627
6 -	***52.536***	***29.192***	***1:21.728***	**(1)**	***87.17***		***10:29:10.355***
7 -	53.535	29.555	1:23.090	(3)	85.74	1.362	10:30:33.445

P9 116 C1 Owen WILKINSON (R) — Honda CB500 -

IDEAL LAP TIME : 1:22.376 BEST LAP TIME : 1:22.376 DIFFERENCE : 0.000

LAP	SECTOR 1	SECTOR 2	LAP TIME		MPH	DIFF	TIME OF DAY
1 -	55.937	29.850	1:25.787		83.05	3.411	10:21:43.714
2 -	54.248	29.569	1:23.817		85.00	1.441	10:23:07.531
3 -	53.300	29.834	1:23.134	(3)	85.70	0.758	10:24:30.665
4 -	53.487	29.409	1:22.896	(2)	85.94	0.520	10:25:53.561
5 -	***53.140***	***29.236***	***1:22.376***	**(1)**	***86.48***		***10:27:15.937***
6 -	53.280	29.973	1:23.253		85.57	0.877	10:28:39.190
7 -	53.993	29.890	1:23.883		84.93	1.507	10:30:03.073

P10 1 C2 Daniel NORTH — Honda CB500 - ROAM Cafe Bistro

IDEAL LAP TIME : 1:22.482 BEST LAP TIME : 1:22.694 DIFFERENCE : 0.212

LAP	SECTOR 1	SECTOR 2	LAP TIME		MPH	DIFF	TIME OF DAY
1 -	55.654	29.665	1:25.319		83.50	2.625	10:21:42.899
2 -	53.501	29.435	1:22.936	(3)	85.90	0.242	10:23:05.835
3 -	53.651	29.793	1:23.444		85.38	0.750	10:24:29.279
4 -	53.520	***29.296***	1:22.816	(2)	86.02	0.122	10:25:52.095
5 -	***53.186***	29.508	***1:22.694***	**(1)**	***86.15***		***10:27:14.789***
6 -	54.328	30.295	1:24.623		84.19	1.929	10:28:39.412
7 -	54.045	30.362	1:24.407		84.40	1.713	10:30:03.819

BMCRC - MRO Championships - Rnd 6 @ Donington Park National

Thunderbike 500

QUALIFYING - SECTOR ANALYSIS

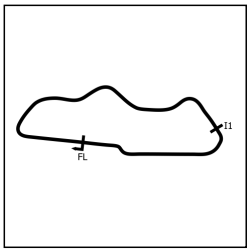

SECTOR 1 = FL to I1, SECTOR 2 = I1 to FL, DIFF = Difference To Personal Best Lap, P = Crossed Finish Line in Pit Lane, D = Time Disallowed

P11 7 C2 Shaun O'HARA

Honda CB500 - Advanced Vehicle Alarms

IDEAL LAP TIME : 1:22.415 BEST LAP TIME : 1:22.764 DIFFERENCE : 0.349

LAP	SECTOR 1	SECTOR 2	LAP TIME	MPH	DIFF	TIME OF DAY
1 -	55.047	***29.258***	1:24.305	84.51	1.541	10:21:41.860
2 -	53.534	29.670	1:23.204 **(3)**	85.62	0.440	10:23:05.064
3 -	54.643	30.070	1:24.713	84.10	1.949	10:24:29.777
4 -	53.623	29.513	1:23.136 **(2)**	85.69	0.372	10:25:52.913
5 -	***53.157***	29.607	***1:22.764*** **(1)**	***86.08***		***10:27:15.677***
6 -	53.854	29.872	1:23.726	85.09	0.962	10:28:39.403
7 -	54.294	31.110	1:25.404	83.42	2.640	10:30:04.807

P12 75 C2 Peter WOODALL

Honda CB500 - RevdCoin

IDEAL LAP TIME : 1:23.195 BEST LAP TIME : 1:23.195 DIFFERENCE : 0.000

LAP	SECTOR 1	SECTOR 2	LAP TIME	MPH	DIFF	TIME OF DAY
1 -	57.398	30.624	1:28.022	80.94	4.827	10:21:50.431
2 -	54.400	29.488	1:23.888 **(2)**	84.93	0.693	10:23:14.319
3 -	53.928	30.347	1:24.275	84.54	1.080	10:24:38.594
4 -	54.055	29.995	1:24.050 **(3)**	84.76	0.855	10:26:02.644
5 -	54.583	30.086	1:24.669	84.14	1.474	10:27:27.313
6 -	***53.719***	***29.476***	***1:23.195*** **(1)**	***85.63***		***10:28:50.508***
7 -	54.404	30.285	1:24.689	84.12	1.494	10:30:15.197

P13 505 C2 Philip I'ANSON (R)

Honda CB500 - HG Heat

IDEAL LAP TIME : 1:23.156 BEST LAP TIME : 1:23.362 DIFFERENCE : 0.206

LAP	SECTOR 1	SECTOR 2	LAP TIME	MPH	DIFF	TIME OF DAY
1 -	54.958	30.034	1:24.992	83.82	1.630	10:21:41.148
2 -	***53.370***	29.992	***1:23.362*** **(1)**	***85.46***		***10:23:04.510***
3 -	54.757	30.635	1:25.392	83.43	2.030	10:24:29.902
4 -	53.607	***29.786***	1:23.393 **(2)**	85.43	0.031	10:25:53.295
5 -	53.984	30.032	1:24.016 **(3)**	84.80	0.654	10:27:17.311
6 -	54.548	30.221	1:24.769	84.04	1.407	10:28:42.080
7 -	54.835	30.346	1:25.181	83.64	1.819	10:30:07.261

P14 26 C3 Colt DWYER

Honda CB500 - Regal Aluminium

IDEAL LAP TIME : 1:23.917 BEST LAP TIME : 1:24.133 DIFFERENCE : 0.216

LAP	SECTOR 1	SECTOR 2	LAP TIME	MPH	DIFF	TIME OF DAY
1 -	57.522	30.617	1:28.139	80.83	4.006	10:21:49.908
2 -	54.651	***30.159***	1:24.810 **(3)**	84.00	0.677	10:23:14.718
3 -	54.396	30.844	1:25.240	83.58	1.107	10:24:39.958
4 -	55.433	30.167	1:25.600	83.23	1.467	10:26:05.558
5 -	***53.758***	30.590	1:24.348 **(2)**	84.46	0.215	10:27:29.906
6 -	54.493	30.469	1:24.962	83.85	0.829	10:28:54.868
7 -	53.850	30.283	***1:24.133*** **(1)**	***84.68***		***10:30:19.001***

P15 626 C2 Jamie HORNER

Honda CB500 - TRENT TRACTORS AND MOWERS

IDEAL LAP TIME : 1:23.895 BEST LAP TIME : 1:24.144 DIFFERENCE : 0.249

LAP	SECTOR 1	SECTOR 2	LAP TIME	MPH	DIFF	TIME OF DAY
1 -	57.248	30.507	1:27.755	81.18	3.611	10:21:46.942
2 -	54.768	***29.848***	1:24.616	84.19	0.472	10:23:11.558
3 -	***54.047***	30.246	1:24.293 **(2)**	84.52	0.149	10:24:35.851
4 -	55.840	30.006	1:25.846	82.99	1.702	10:26:01.697
5 -	54.528	29.951	1:24.479 **(3)**	84.33	0.335	10:27:26.176
6 -	54.192	29.952	***1:24.144*** **(1)**	***84.67***		***10:28:50.320***
7 -	55.007	30.410	1:25.417	83.41	1.273	10:30:15.737

BMCRC - MRO Championships - Rnd 6 @ Donington Park National

Thunderbike 500

QUALIFYING - SECTOR ANALYSIS

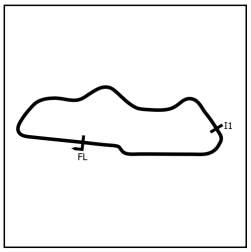

SECTOR 1 = FL to I1, SECTOR 2 = I1 to FL, DIFF = Difference To Personal Best Lap, P = Crossed Finish Line in Pit Lane, D = Time Disallowed

P16 76 C3 Ian CARTER — Honda CB500 - ATO Racing + Moyes investments

IDEAL LAP TIME : 1:24.158 BEST LAP TIME : 1:24.158 DIFFERENCE : 0.000

LAP	SECTOR 1	SECTOR 2	LAP TIME		MPH	DIFF	TIME OF DAY
1 -	57.130	31.370	1:28.500		80.50	4.342	10:21:46.570
2 -	54.715	31.218	1:25.933		82.90	1.775	10:23:12.503
3 -	55.872	32.631	1:28.503		80.50	4.345	10:24:41.006
4 -	55.100	32.209	1:27.309		81.60	3.151	10:26:08.315
5 -	55.228	30.360	1:25.588	(3)	83.24	1.430	10:27:33.903
6 -	***54.144***	***30.014***	***1:24.158***	**(1)**	***84.65***		***10:28:58.061***
7 -	54.559	30.876	1:25.435	(2)	83.39	1.277	10:30:23.496

P17 68 C1 Martyn JOHNS (R) — Honda CB500 - Stack Dynamics

IDEAL LAP TIME : 1:24.188 BEST LAP TIME : 1:24.188 DIFFERENCE : 0.000

LAP	SECTOR 1	SECTOR 2	LAP TIME		MPH	DIFF	TIME OF DAY
1 -	55.877	30.343	1:26.220		82.63	2.032	10:21:42.526
2 -	54.426	30.475	1:24.901		83.91	0.713	10:23:07.427
3 -	***54.129***	***30.059***	***1:24.188***	**(1)**	***84.62***		***10:24:31.615***
4 -	54.269	30.384	1:24.653	(3)	84.16	0.465	10:25:56.268
5 -	54.749	30.569	1:25.318		83.50	1.130	10:27:21.586
6 -	54.297	30.225	1:24.522	(2)	84.29	0.334	10:28:46.108
7 -	56.201	IN PIT	1:32.014	**P**	77.42	7.826	10:30:18.122

P18 11 C1 Mark OSBORNE — Honda CB500 - PAL driving school

IDEAL LAP TIME : 1:24.418 BEST LAP TIME : 1:24.435 DIFFERENCE : 0.017

LAP	SECTOR 1	SECTOR 2	LAP TIME		MPH	DIFF	TIME OF DAY
1 -	56.627	30.145	1:26.772		82.10	2.337	10:21:43.664
2 -	55.599	***30.125***	1:25.724		83.11	1.289	10:23:09.388
3 -	55.769	30.774	1:26.543		82.32	2.108	10:24:35.931
4 -	55.622	30.527	1:26.149		82.70	1.714	10:26:02.080
5 -	55.021	30.440	1:25.461	(3)	83.36	1.026	10:27:27.541
6 -	***54.293***	30.142	***1:24.435***	**(1)**	***84.38***		***10:28:51.976***
7 -	54.369	30.376	1:24.745	(2)	84.07	0.310	10:30:16.721

P19 90 C1 Alexander MANN — Honda CB500 - HS RACING

IDEAL LAP TIME : 1:24.574 BEST LAP TIME : 1:24.574 DIFFERENCE : 0.000

LAP	SECTOR 1	SECTOR 2	LAP TIME		MPH	DIFF	TIME OF DAY
1 -	1:00.344	31.963	1:32.307		77.18	7.733	10:21:58.807
2 -	59.150	30.946	1:30.096		79.07	5.522	10:23:28.903
3 -	55.345	30.927	1:26.272		82.58	1.698	10:24:55.175
4 -	55.709	30.353	1:26.062		82.78	1.488	10:26:21.237
5 -	55.307	30.225	1:25.532	(2)	83.29	0.958	10:27:46.769
6 -	***54.737***	***29.837***	***1:24.574***	**(1)**	***84.24***		***10:29:11.343***
7 -	55.488	30.150	1:25.638	(3)	83.19	1.064	10:30:36.981

P20 30 C3 Jordan BUTLER (R) — Honda CB500 - JB Racing with Double D Graphics

IDEAL LAP TIME : 1:24.360 BEST LAP TIME : 1:24.707 DIFFERENCE : 0.347

LAP	SECTOR 1	SECTOR 2	LAP TIME		MPH	DIFF	TIME OF DAY
1 -	57.659	30.912	1:28.571		80.43	3.864	10:21:48.779
2 -	54.893	***29.914***	1:24.807	(2)	84.01	0.100	10:23:13.586
3 -	55.904	32.838	1:28.742		80.28	4.035	10:24:42.328
4 -	54.881	30.160	1:25.041	(3)	83.77	0.334	10:26:07.369
5 -	54.880	30.347	1:25.227		83.59	0.520	10:27:32.596
6 -	***54.446***	30.261	***1:24.707***	**(1)**	***84.10***		***10:28:57.303***
7 -	54.774	30.823	1:25.597		83.23	0.890	10:30:22.900

BMCRC - MRO Championships - Rnd 6 @ Donington Park National

Thunderbike 500

QUALIFYING - SECTOR ANALYSIS

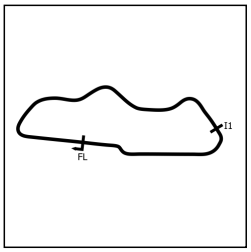

SECTOR 1 = FL to I1, SECTOR 2 = I1 to FL, DIFF = Difference To Personal Best Lap, P = Crossed Finish Line in Pit Lane, D = Time Disallowed

P21 112 C1 Spencer BAKER — Honda CB500 - SB Racing

IDEAL LAP TIME : 1:24.803 BEST LAP TIME : 1:24.865 DIFFERENCE : 0.062

LAP	SECTOR 1	SECTOR 2	LAP TIME	MPH	DIFF	TIME OF DAY
1 -	58.633	30.958	1:29.591	79.52	4.726	10:21:48.257
2 -	54.748	***30.313***	1:25.061 **(2)**	83.75	0.196	10:23:13.318
3 -	55.392	30.573	1:25.965	82.87	1.100	10:24:39.283
4 -	55.008	30.368	1:25.376	83.45	0.511	10:26:04.659
5 -	54.588	30.558	1:25.146 **(3)**	83.67	0.281	10:27:29.805
6 -	55.266	30.652	1:25.918	82.92	1.053	10:28:55.723
7 -	***54.490***	30.375	***1:24.865*** **(1)**	***83.95***		***10:30:20.588***

P22 36 C3 Joe BALDRY — Honda CB500 - Chilton Motors

IDEAL LAP TIME : 1:24.249 BEST LAP TIME : 1:25.059 DIFFERENCE : 0.810

LAP	SECTOR 1	SECTOR 2	LAP TIME	MPH	DIFF	TIME OF DAY
1 -	57.598	31.053	1:28.651	80.36	3.592	10:21:48.514
2 -	54.899	***30.160***	***1:25.059*** **(1)**	***83.76***		***10:23:13.573***
3 -	***54.089***	31.372	1:25.461 **(2)**	83.36	0.402	10:24:39.034
4 -	54.683	IN PIT	1:27.620 **P**	81.31	2.561	10:26:06.654
5 -	OUTLAP	31.114	3:21.892	35.28	1:56.833	10:29:28.546
6 -	54.891	30.589	1:25.480 **(3)**	83.34	0.421	10:30:54.026

P23 25 C1 Dylan JORDAN (R) — Honda CB500 - Delta T Racing

IDEAL LAP TIME : 1:24.996 BEST LAP TIME : 1:25.202 DIFFERENCE : 0.206

LAP	SECTOR 1	SECTOR 2	LAP TIME	MPH	DIFF	TIME OF DAY
1 -	59.009	31.021	1:30.030	79.13	4.828	10:21:53.657
2 -	55.546	30.206	1:25.752 **(3)**	83.08	0.550	10:23:19.409
3 -	***54.931***	30.271	***1:25.202*** **(1)**	***83.62***		***10:24:44.611***
4 -	56.224	31.200	1:27.424	81.49	2.222	10:26:12.035
5 -	55.881	30.560	1:26.441	82.42	1.239	10:27:38.476
6 -	55.224	***30.065***	1:25.289 **(2)**	83.53	0.087	10:29:03.765
7 -	55.367	30.389	1:25.756	83.08	0.554	10:30:29.521

P24 80 C1 Rachel STACEY — Honda CB500 - ATO Racing

IDEAL LAP TIME : 1:25.155 BEST LAP TIME : 1:25.416 DIFFERENCE : 0.261

LAP	SECTOR 1	SECTOR 2	LAP TIME	MPH	DIFF	TIME OF DAY
1 -	58.254	31.118	1:29.372	79.71	3.956	10:21:51.687
2 -	55.356	30.821	1:26.177 **(3)**	82.67	0.761	10:23:17.864
3 -	55.315	30.877	1:26.192	82.66	0.776	10:24:44.056
4 -	56.507	31.591	1:28.098	80.87	2.682	10:26:12.154
5 -	58.517	32.633	1:31.150	78.16	5.734	10:27:43.304
6 -	55.421	***30.473***	1:25.894 **(2)**	82.94	0.478	10:29:09.198
7 -	***54.682***	30.734	***1:25.416*** **(1)**	***83.41***		***10:30:34.614***

P25 42 C3 Gary ADORJAN — Honda CB500 - Hippo Racing

IDEAL LAP TIME : 1:25.625 BEST LAP TIME : 1:25.812 DIFFERENCE : 0.187

LAP	SECTOR 1	SECTOR 2	LAP TIME	MPH	DIFF	TIME OF DAY
1 -	1:02.627	32.361	1:34.988	75.00	9.176	10:22:04.401
2 -	57.150	34.754	1:31.904	77.52	6.092	10:23:36.305
3 -	56.318	31.560	1:27.878	81.07	2.066	10:25:04.183
4 -	57.047	***30.367***	1:27.414 **(3)**	81.50	1.602	10:26:31.597
5 -	56.580	31.752	1:28.332	80.65	2.520	10:27:59.929
6 -	***55.258***	30.554	***1:25.812*** **(1)**	***83.02***		***10:29:25.741***
7 -	55.269	30.595	1:25.864 **(2)**	82.97	0.052	10:30:51.605

BMCRC - MRO Championships - Rnd 6 @ Donington Park National

Thunderbike 500

QUALIFYING - SECTOR ANALYSIS

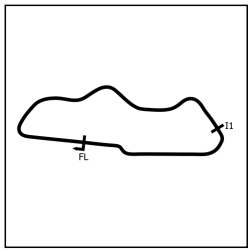

SECTOR 1 = FL to I1, SECTOR 2 = I1 to FL, DIFF = Difference To Personal Best Lap, P = Crossed Finish Line in Pit Lane, D = Time Disallowed

P26 906 C1 Camille GUYOT (R)

Honda CB500 -

IDEAL LAP TIME : 1:25.630 BEST LAP TIME : 1:25.883 DIFFERENCE : 0.253

LAP	SECTOR 1	SECTOR 2	LAP TIME		MPH	DIFF	TIME OF DAY
1 -	58.543	31.209	1:29.752		79.38	3.869	10:21:52.935
2 -	55.546	***30.655***	1:26.201	**(2)**	82.65	0.318	10:23:19.136
3 -	***54.975***	30.908	***1:25.883***	**(1)**	***82.95***		***10:24:45.019***
4 -	56.692	31.274	1:27.966	**(3)**	80.99	2.083	10:26:12.985
5 -	58.022	31.049	1:29.071		79.98	3.188	10:27:42.056
6 -	57.091	31.111	1:28.202		80.77	2.319	10:29:10.258
7 -	57.183	31.534	1:28.717		80.30	2.834	10:30:38.975

P27 110 C3 Will KEARNEY

Honda CB500 - WILLYDRIZZLE.COM

IDEAL LAP TIME : 1:25.133 BEST LAP TIME : 1:25.891 DIFFERENCE : 0.758

LAP	SECTOR 1	SECTOR 2	LAP TIME		MPH	DIFF	TIME OF DAY
1 -	56.198	30.668	1:26.866		82.01	0.975	10:21:42.914
2 -	55.721	***30.365***	1:26.086	**(2)**	82.76	0.195	10:23:09.000
3 -	55.996	31.347	1:27.343		81.57	1.452	10:24:36.343
4 -	55.634	30.623	1:26.257	**(3)**	82.59	0.366	10:26:02.600
5 -	55.591	30.802	1:26.393		82.46	0.502	10:27:28.993
6 -	55.628	30.642	1:26.270		82.58	0.379	10:28:55.263
7 -	***54.768***	31.123	***1:25.891***	**(1)**	***82.94***		***10:30:21.154***

P28 97 C1 Graeme JOHNSTONE (R)

Honda CB500 - Colin Johnstone Electrical

IDEAL LAP TIME : 1:25.945 BEST LAP TIME : 1:25.963 DIFFERENCE : 0.018

LAP	SECTOR 1	SECTOR 2	LAP TIME		MPH	DIFF	TIME OF DAY
1 -	1:01.931	32.712	1:34.643		75.27	8.680	10:21:58.430
2 -	58.649	31.185	1:29.834		79.30	3.871	10:23:28.264
3 -	56.458	31.226	1:27.684		81.25	1.721	10:24:55.948
4 -	56.943	30.911	1:27.854		81.09	1.891	10:26:23.802
5 -	55.278	30.943	1:26.221	**(2)**	82.63	0.258	10:27:50.023
6 -	***55.056***	30.907	***1:25.963***	**(1)**	***82.88***		***10:29:15.986***
7 -	55.426	***30.889***	1:26.315	**(3)**	82.54	0.352	10:30:42.301

P29 716 C2 Stephen DAVIES (R)

Honda CB500 -

IDEAL LAP TIME : 1:26.234 BEST LAP TIME : 1:26.234 DIFFERENCE : 0.000

LAP	SECTOR 1	SECTOR 2	LAP TIME		MPH	DIFF	TIME OF DAY
1 -	58.235	30.785	1:29.020		80.03	2.786	10:21:49.431
2 -	***55.725***	***30.509***	***1:26.234***	**(1)**	***82.61***		***10:23:15.665***
3 -	55.932	31.240	1:27.172	**(2)**	81.73	0.938	10:24:42.837
4 -	57.427	31.244	1:28.671		80.34	2.437	10:26:11.508
5 -	58.133	31.305	1:29.438		79.66	3.204	10:27:40.946
6 -	57.309	31.265	1:28.574	**(3)**	80.43	2.340	10:29:09.520
7 -	57.419	32.507	1:29.926		79.22	3.692	10:30:39.446

P30 22 C3 Simon FINCH

Honda CB500 -

IDEAL LAP TIME : 1:26.593 BEST LAP TIME : 1:26.593 DIFFERENCE : 0.000

LAP	SECTOR 1	SECTOR 2	LAP TIME		MPH	DIFF	TIME OF DAY
1 -	1:00.579	32.610	1:33.189		76.45	6.596	10:21:59.140
2 -	58.700	31.875	1:30.575		78.66	3.982	10:23:29.715
3 -	56.341	31.311	1:27.652		81.28	1.059	10:24:57.367
4 -	55.775	31.125	1:26.900	**(2)**	81.98	0.307	10:26:24.267
5 -	***55.669***	***30.924***	***1:26.593***	**(1)**	***82.27***		***10:27:50.860***
6 -	55.922	31.049	1:26.971	**(3)**	81.91	0.378	10:29:17.831
7 -	55.734	31.315	1:27.049		81.84	0.456	10:30:44.880

BMCRC - MRO Championships - Rnd 6 @ Donington Park National

Thunderbike 500

QUALIFYING - SECTOR ANALYSIS

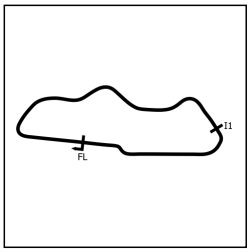

SECTOR 1 = FL to I1, SECTOR 2 = I1 to FL, DIFF = Difference To Personal Best Lap, P = Crossed Finish Line in Pit Lane, D = Time Disallowed

P31 82 C3 Jack WOLFF

Honda CB500 -

IDEAL LAP TIME : 1:26.030 BEST LAP TIME : 1:26.756 DIFFERENCE : 0.726

LAP	SECTOR 1	SECTOR 2	LAP TIME	MPH	DIFF	TIME OF DAY
1 -	56.773	***30.737***	1:27.510	81.41	0.754	10:21:45.557
2 -	55.548	31.208	***1:26.756*** **(1)**	***82.12***		***10:23:12.313***
3 -	***55.293***	31.652	1:26.945 **(2)**	81.94	0.189	10:24:39.258
4 -	56.390	30.863	1:27.253 **(3)**	81.65	0.497	10:26:06.511
5 -	5:24.963					

P32 132 C1 Darren MELL (R)

Honda CB500 - The Boiler People Limited

IDEAL LAP TIME : 1:27.122 BEST LAP TIME : 1:27.576 DIFFERENCE : 0.454

LAP	SECTOR 1	SECTOR 2	LAP TIME	MPH	DIFF	TIME OF DAY
1 -	1:01.057	32.459	1:33.516	76.18	5.940	10:21:57.923
2 -	57.109	31.828	1:28.937	80.10	1.361	10:23:26.860
3 -	57.200	31.425	1:28.625	80.39	1.049	10:24:55.485
4 -	56.925	31.477	1:28.402	80.59	0.826	10:26:23.887
5 -	56.862	***30.714***	***1:27.576*** **(1)**	***81.35***		***10:27:51.463***
6 -	56.668	31.030	1:27.698 **(3)**	81.24	0.122	10:29:19.161
7 -	***56.408***	31.172	1:27.580 **(2)**	81.35	0.004	10:30:46.741

P33 155 C1 Paul ADAMS (R)

Honda CB500 - Adams Motor Repairs Ltd

IDEAL LAP TIME : 1:28.181 BEST LAP TIME : 1:28.443 DIFFERENCE : 0.262

LAP	SECTOR 1	SECTOR 2	LAP TIME	MPH	DIFF	TIME OF DAY
1 -	59.937	31.158	1:31.095	78.21	2.652	10:21:54.373
2 -	57.646	***30.997***	1:28.643 **(2)**	80.37	0.200	10:23:23.016
3 -	57.406	31.792	1:29.198	79.87	0.755	10:24:52.214
4 -	57.767	31.029	1:28.796 **(3)**	80.23	0.353	10:26:21.010
5 -	57.646	31.914	1:29.560	79.55	1.117	10:27:50.570
6 -	***57.184***	31.259	***1:28.443*** **(1)**	***80.55***		***10:29:19.013***
7 -	57.625	31.519	1:29.144	79.92	0.701	10:30:48.157

P34 77 C1 Wayne DRAKE

Honda CB500 - None

IDEAL LAP TIME : 1:28.829 BEST LAP TIME : 1:29.349 DIFFERENCE : 0.520

LAP	SECTOR 1	SECTOR 2	LAP TIME	MPH	DIFF	TIME OF DAY
1 -	1:02.300	32.700	1:35.000	74.99	5.651	10:21:57.917
2 -	59.718	31.720	1:31.438	77.91	2.089	10:23:29.355
3 -	58.010	***31.339***	***1:29.349*** **(1)**	***79.73***		***10:24:58.704***
4 -	59.353	31.948	1:31.301	78.03	1.952	10:26:30.005
5 -	57.999	31.745	1:29.744 **(3)**	79.38	0.395	10:27:59.749
6 -	***57.490***	31.908	1:29.398 **(2)**	79.69	0.049	10:29:29.147
7 -	59.528	31.963	1:31.491	77.87	2.142	10:31:00.638

P35 172 C3 Bobby CAMPBELL

Honda CB500 - RAF Motorsports

IDEAL LAP TIME : 1:29.476 BEST LAP TIME : 1:29.927 DIFFERENCE : 0.451

LAP	SECTOR 1	SECTOR 2	LAP TIME	MPH	DIFF	TIME OF DAY
1 -	59.817	32.522	1:32.339	77.15	2.412	10:22:02.132
2 -	58.415	32.320	1:30.735	78.52	0.808	10:23:32.867
3 -	58.840	31.951	1:30.791	78.47	0.864	10:25:03.658
4 -	58.098	***31.860***	1:29.958 **(2)**	79.19	0.031	10:26:33.616
5 -	58.066	32.011	1:30.077 **(3)**	79.09	0.150	10:28:03.693
6 -	***57.616***	32.311	***1:29.927*** **(1)**	***79.22***		***10:29:33.620***
7 -	57.843	32.459	1:30.302	78.89	0.375	10:31:03.922

BMCRC - MRO Championships - Rnd 6 @ Donington Park National

Thunderbike 500

QUALIFYING - SECTOR ANALYSIS

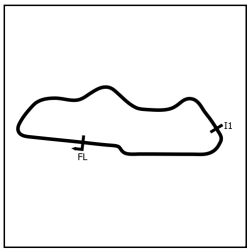

SECTOR 1 = FL to I1, SECTOR 2 = I1 to FL, DIFF = Difference To Personal Best Lap, P = Crossed Finish Line in Pit Lane, D = Time Disallowed

P36 838 C2 Ben PARKINSON (R)

Honda CB500 - RabbitHole barbers

IDEAL LAP TIME : 1:29.351 BEST LAP TIME : 1:29.945 DIFFERENCE : 0.594

LAP	SECTOR 1	SECTOR 2	LAP TIME		MPH	DIFF	TIME OF DAY
1 -	1:01.691	32.747	1:34.438		75.44	4.493	10:22:01.863
2 -	59.151	***31.315***	1:30.466	**(3)**	78.75	0.521	10:23:32.329
3 -	59.744	32.011	1:31.755		77.64	1.810	10:25:04.084
4 -	58.952	31.950	1:30.902		78.37	0.957	10:26:34.986
5 -	58.363	31.582	***1:29.945***	**(1)**	***79.21***		***10:28:04.931***
6 -	58.590	32.189	1:30.779		78.48	0.834	10:29:35.710
7 -	***58.036***	32.013	1:30.049	**(2)**	79.11	0.104	10:31:05.759

P37 57 C2 Dan PERKINS (R)

Honda CB500 -

IDEAL LAP TIME : 1:30.250 BEST LAP TIME : 1:30.250 DIFFERENCE : 0.000

LAP	SECTOR 1	SECTOR 2	LAP TIME		MPH	DIFF	TIME OF DAY
1 -	1:03.108	33.235	1:36.343		73.95	6.093	10:22:05.857
2 -	58.949	32.493	1:31.442		77.91	1.192	10:23:37.299
3 -	58.694	32.735	1:31.429	**(3)**	77.92	1.179	10:25:08.728
4 -	59.323	32.700	1:32.023		77.42	1.773	10:26:40.751
5 -	1:01.100	33.009	1:34.109		75.70	3.859	10:28:14.860
6 -	***58.349***	***31.901***	***1:30.250***	**(1)**	***78.94***		***10:29:45.110***
7 -	58.803	32.419	1:31.222	**(2)**	78.10	0.972	10:31:16.332

P38 425 C3 Jonathan CARPENTER (R)

Honda CB500 - Morgan Price International Healthcare Ltd

IDEAL LAP TIME : 1:29.771 BEST LAP TIME : 1:30.260 DIFFERENCE : 0.489

LAP	SECTOR 1	SECTOR 2	LAP TIME		MPH	DIFF	TIME OF DAY
1 -	1:03.106	33.323	1:36.429		73.88	6.169	10:22:06.151
2 -	59.510	32.774	1:32.284		77.20	2.024	10:23:38.435
3 -	58.572	***31.818***	1:30.390	**(2)**	78.82	0.130	10:25:08.825
4 -	59.585	32.191	1:31.776		77.63	1.516	10:26:40.601
5 -	1:01.058	32.524	1:33.582		76.13	3.322	10:28:14.183
6 -	***57.953***	32.307	***1:30.260***	**(1)**	***78.93***		***10:29:44.443***
7 -	58.021	32.507	1:30.528	**(3)**	78.70	0.268	10:31:14.971

P39 175 C2 Jack SUMNER (R)

Honda CB500 -

IDEAL LAP TIME : 1:30.608 BEST LAP TIME : 1:30.608 DIFFERENCE : 0.000

LAP	SECTOR 1	SECTOR 2	LAP TIME		MPH	DIFF	TIME OF DAY
1 -	1:06.329	35.870	1:42.199		69.71	11.591	10:22:15.312
2 -	1:02.993	34.129	1:37.122		73.35	6.514	10:23:52.434
3 -	1:01.334	33.398	1:34.732		75.20	4.124	10:25:27.166
4 -	1:00.699	32.750	1:33.449	**(3)**	76.24	2.841	10:27:00.615
5 -	59.966	32.055	1:32.021	**(2)**	77.42	1.413	10:28:32.636
6 -	***58.613***	***31.995***	***1:30.608***	**(1)**	***78.63***		***10:30:03.244***

P40 636 C2 Bradley CATLING

Honda CB500 - Electric avenue Leeds Ltd

IDEAL LAP TIME : 1:31.906 BEST LAP TIME : 1:32.156 DIFFERENCE : 0.250

LAP	SECTOR 1	SECTOR 2	LAP TIME		MPH	DIFF	TIME OF DAY
1 -	1:03.859	32.872	1:36.731		73.65	4.575	10:22:09.224
2 -	1:00.543	***32.080***	1:32.623	**(2)**	76.92	0.467	10:23:41.847
3 -	***59.826***	32.330	***1:32.156***	**(1)**	***77.31***		***10:25:14.003***
4 -	1:00.468	32.188	1:32.656	**(3)**	76.89	0.500	10:26:46.659
5 -	1:01.079	32.146	1:33.225		76.42	1.069	10:28:19.884
6 -	1:00.230	32.618	1:32.848		76.73	0.692	10:29:52.732

BMCRC - MRO Championships - Rnd 6 @ Donington Park National

Thunderbike 500

QUALIFYING - SECTOR ANALYSIS

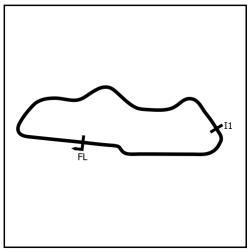

SECTOR 1 = FL to I1, SECTOR 2 = I1 to FL, DIFF = Difference To Personal Best Lap, P = Crossed Finish Line in Pit Lane, D = Time Disallowed

P41 **909** **C2** **Steven SMITH (R)** Honda CB500 -

IDEAL LAP TIME : 1:33.005 BEST LAP TIME : 1:34.107 DIFFERENCE : 1.102

LAP	SECTOR 1	SECTOR 2	LAP TIME	MPH	DIFF	TIME OF DAY
1 -	1:03.385	33.213	1:36.598	73.75	2.491	10:21:57.663
2 -	1:01.432	***32.750***	1:34.182 **(2)**	75.64	0.075	10:23:31.845
3 -	1:00.476	33.746	1:34.222	75.61	0.115	10:25:06.067
4 -	1:00.717	33.488	1:34.205 **(3)**	75.62	0.098	10:26:40.272
5 -	1:00.988	33.643	1:34.631	75.28	0.524	10:28:14.903
6 -	1:01.195	33.611	1:34.806	75.14	0.699	10:29:49.709
7 -	***1:00.255***	33.852	***1:34.107*** **(1)**	***75.70***		***10:31:23.816***

BMCRC - MRO Championships - Rnd 6 @ Donington Park National

Thunderbike 500

QUALIFYING - BEST SECTORS

	SECTOR 1		SECTOR 2	
POS	NO	TIME	NO	TIME
1	34	51.510	34	28.513
2	43	51.613	66	28.823
3	66	51.679	24	28.868
4	62	52.146	43	28.873
5	87	52.248	62	28.899
6	24	52.252	87	29.040
7	23	52.536	23	29.192
8	116	53.140	116	29.236
9	7	53.157	7	29.258
10	1	53.186	1	29.296
11	505	53.370	75	29.476
12	75	53.719	505	29.786
13	26	53.758	90	29.837
14	626	54.047	626	29.848
15	36	54.089	30	29.914
16	68	54.129	76	30.014
17	76	54.144	68	30.059
18	11	54.293	25	30.065
19	30	54.446	11	30.125
20	112	54.490	26	30.159
21	80	54.682	36	30.160
22	90	54.737	112	30.313
23	110	54.768	110	30.365
24	25	54.931	42	30.367
25	906	54.975	80	30.473
26	97	55.056	716	30.509
27	42	55.258	906	30.655
28	82	55.293	132	30.714
29	22	55.669	82	30.737
30	716	55.725	97	30.889
31	132	56.408	22	30.924
32	155	57.184	155	30.997
33	77	57.490	838	31.315
34	172	57.616	77	31.339
35	425	57.953	425	31.818
36	838	58.036	172	31.860
37	57	58.349	57	31.901
38	175	58.613	175	31.995
39	636	59.826	636	32.080
40	909	1:00.255	909	32.750
41				

IDEAL / BEST COMPARISON

			PERFECT LAP	1:20.023		
POS	NO	NAME		IDEAL	BEST	DIFF
1	34	SILVESTER (RES)		1:20.023	1:20.085	0.062
2	43	SILVESTER		1:20.486	1:20.486	0.000
3	66	ROUND		1:20.502	1:20.502	0.000
4	62	MACRAE		1:21.045	1:21.183	0.138
5	24	LEANING		1:21.120	1:21.327	0.207
6	87	CHALK		1:21.288	1:21.367	0.079
7	23	KERSHAW		1:21.728	1:21.728	0.000
8	116	WILKINSON (R)		1:22.376	1:22.376	0.000
9	7	O'HARA		1:22.415	1:22.764	0.349
10	1	NORTH		1:22.482	1:22.694	0.212
11	505	I'ANSON (R)		1:23.156	1:23.362	0.206
12	75	WOODALL		1:23.195	1:23.195	0.000
13	626	HORNER		1:23.895	1:24.144	0.249
14	26	DWYER		1:23.917	1:24.133	0.216
15	76	CARTER		1:24.158	1:24.158	0.000
16	68	JOHNS (R)		1:24.188	1:24.188	0.000
17	36	BALDRY		1:24.249	1:25.059	0.810
18	30	BUTLER (R)		1:24.360	1:24.707	0.347
19	11	OSBORNE		1:24.418	1:24.435	0.017
20	90	MANN		1:24.574	1:24.574	0.000
21	112	BAKER		1:24.803	1:24.865	0.062
22	25	JORDAN (R)		1:24.996	1:25.202	0.206
23	110	KEARNEY		1:25.133	1:25.891	0.758
24	80	STACEY		1:25.155	1:25.416	0.261
25	42	ADORJAN		1:25.625	1:25.812	0.187
26	906	GUYOT (R)		1:25.630	1:25.883	0.253
27	97	JOHNSTONE (R)		1:25.945	1:25.963	0.018
28	82	WOLFF		1:26.030	1:26.756	0.726
29	716	DAVIES (R)		1:26.234	1:26.234	0.000
30	22	FINCH		1:26.593	1:26.593	0.000
31	132	MELL (R)		1:27.122	1:27.576	0.454
32	155	ADAMS (R)		1:28.181	1:28.443	0.262
33	77	DRAKE		1:28.829	1:29.349	0.520
34	838	PARKINSON (R)		1:29.351	1:29.945	0.594
35	172	CAMPBELL		1:29.476	1:29.927	0.451
36	425	CARPENTER (R)		1:29.771	1:30.260	0.489
37	57	PERKINS (R)		1:30.250	1:30.250	0.000
38	175	SUMNER (R)		1:30.608	1:30.608	0.000
39	636	CATLING		1:31.906	1:32.156	0.250
40	909	SMITH (R)		1:33.005	1:34.107	1.102
41	16	MACRAE			1:20.698	

Weather / Track : Bright / Dry

Donington Park National: 1.9790 miles
Date: 25/07/2026 Start: 10:19 Finish: 10:29

Results can be found at www.tsl-timing.com

Printed - 10:32 Saturday, 25 July 2026

BMCRC - MRO Championships - Rnd 6 @ Donington Park National

Thunderbike 500

QUALIFYING - STATISTICS

Competitors Started	41
Planned Start	2026-07-25 @ 10:02:00.000
Actual Start	2026-07-25 @ 10:19:52.590
Finish Time	2026-07-25 @ 10:29:56.694
Track Length	1.9790mi.
Total Laps	278
Total Distance Covered	550.1806mi.

Session Fastest Lap History

NO	CL	NAME	LAP TIME	TIME OF DAY	LAP	VEHICLE
43	C2	**Max SILVESTER**	**1:23.322**	10:21:37.548	1	Honda CB500
16	C2	**Luke MACRAE**	**1:23.320**	10:21:37.728	1	Honda CB500
34	C1	**Aaron SILVESTER (RES)**	**1:22.492**	10:21:38.311	1	Honda CB500
34	C1	**Aaron SILVESTER (RES)**	**1:20.135**	10:22:58.446	2	Honda CB500
34	C1	**Aaron SILVESTER (RES)**	**1:20.085**	10:24:18.531	3	Honda CB500

Flag History

TYPE	TIME OF DAY
GREEN	10:19:52.590
FINISH	10:29:56.694

Flag Statistics

TYPE	COUNT	TOTAL LAPS	TOTAL TIME
Green	1	8	12:16.202
Red	0	0	0.000
Safety Car	0	0	0.000
FCY	0	0	0.000

BMCRC - MRO Championships - Rnd 6 @ Donington Park National

Thunderbike 500

QUALIFYING - STATISTICS

CLASS : C1

17 Starters

Fastest Lap History

NO	NAME	LAP TIME	TIME OF DAY	LAP	VEHICLE
34	**Aaron SILVESTER (RES)**	**1:22.492**	10:21:38.311	1	Honda CB500
34	**Aaron SILVESTER (RES)**	**1:20.135**	10:22:58.446	2	Honda CB500
34	**Aaron SILVESTER (RES)**	**1:20.085**	10:24:18.531	3	Honda CB500

Weather / Track : Bright / Dry

Donington Park National: 1.9790 miles
Date: 25/07/2026 Start: 10:19 Finish: 10:29

BMCRC - MRO Championships - Rnd 6 @ Donington Park National

Thunderbike 500

QUALIFYING - STATISTICS

CLASS : C2

13 Starters

Fastest Lap History

NO	NAME	LAP TIME	TIME OF DAY	LAP	VEHICLE
43	**Max SILVESTER**	**1:23.322**	10:21:37.548	1	Honda CB500
16	**Luke MACRAE**	**1:23.320**	10:21:37.728	1	Honda CB500
43	**Max SILVESTER**	**1:21.201**	10:22:58.749	2	Honda CB500
43	**Max SILVESTER**	**1:20.486**	10:24:19.235	3	Honda CB500

BMCRC - MRO Championships - Rnd 6 @ Donington Park National

Thunderbike 500

QUALIFYING - STATISTICS

CLASS : C3

11 Starters

Fastest Lap History

NO	NAME	LAP TIME	TIME OF DAY	LAP	VEHICLE
62	**Max MACRAE**	**1:23.891**	10:21:38.701	1	Honda CB500
62	**Max MACRAE**	**1:21.366**	10:23:00.067	2	Honda CB500
62	**Max MACRAE**	**1:21.183**	10:24:21.250	3	Honda CB500

BMCRC - MRO Championships - Rnd 6 @ Donington Park National

Thunderbike 500

RACE 5 - GRID (7 Laps)

ROW 14		41 **909** Steven SMITH (R) 1:34.107	40 **636** Bradley CATLING 1:32.156
ROW 13	39 **175** Jack SUMNER (R) 1:30.608	38 **425** Jonathan CARPENTER (R) 1:30.260	37 **57** Dan PERKINS (R) 1:30.250
ROW 12	36 **838** Ben PARKINSON (R) 1:29.945	35 **172** Bobby CAMPBELL 1:29.927	34 **77** Wayne DRAKE 1:29.349
ROW 11	33 **155** Paul ADAMS (R) 1:28.443	32 **132** Darren MELL (R) 1:27.576	31 **82** Jack WOLFF 1:26.756
ROW 10	30 **22** Simon FINCH 1:26.593	29 **716** Stephen DAVIES (R) 1:26.234	28 **97** Graeme JOHNSTONE (R) 1:25.963
ROW 9	27 **110** Will KEARNEY 1:25.891	26 **906** Camille GUYOT (R) 1:25.883	25 **42** Gary ADORJAN 1:25.812
ROW 8	24 **80** Rachel STACEY 1:25.416	23 **25** Dylan JORDAN (R) 1:25.202	22 **36** Joe BALDRY 1:25.059
ROW 7	21 **112** Spencer BAKER 1:24.865	20 **30** Jordan BUTLER (R) 1:24.707	19 **90** Alexander MANN 1:24.574
ROW 6	18 **11** Mark OSBORNE 1:24.435	17 **68** Martyn JOHNS (R) 1:24.188	16 **76** Ian CARTER 1:24.158
ROW 5	15 **626** Jamie HORNER 1:24.144	14 **26** Colt DWYER 1:24.133	13 **505** Philip I'ANSON (R) 1:23.362
ROW 4	12 **75** Peter WOODALL 1:23.195	11 **7** Shaun O'HARA 1:22.764	10 **1** Daniel NORTH 1:22.694
ROW 3	9 **116** Owen WILKINSON (R) 1:22.376	8 **23** Adrian KERSHAW 1:21.728	7 **87** Finn CHALK 1:21.367
ROW 2	6 **24** Josh LEANING 1:21.327	5 **62** Max MACRAE 1:21.183	4 **16** Luke MACRAE 1:20.698
ROW 1	3 **66** Benjamin ROUND 1:20.502	2 **43** Max SILVESTER 1:20.486	1 **34** Aaron SILVESTER 1:20.085 *(Reserve)*

Pole

Reserves: #34

These results are provisional until the conclusion of any judicial and technical matters.

Donington Park National: 1.9790 miles

Clerk Of Course: Caroline Patterson / Andy Brown	Timekeeper: Richard Evans	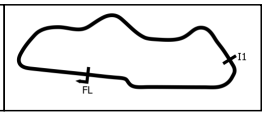

Results can be found at www.tsl-timing.com

Printed - 10:38 Saturday, 25 July 2026

BMCRC - MRO Championships - Rnd 6 @ Donington Park National

Thunderbike 500

RACE 5 - CLASSIFICATION

Race Distance: 7 Laps / 13.85 miles

POS	NO	CL	PIC	NAME	ENTRY	LAPS	TIME	GAP	DIFF	MPH	BEST	ON	GRD	↑↓
1	87	C1	1	Finn CHALK	Honda CB500 - FCR	7	9:33.077			86.78	1:20.744	6	7	6
2	16	C2	1	Luke MACRAE	Honda CB500 - Helmet City Northlands Fencing	7	9:33.189	0.112	0.112	86.77	1:20.806	6	4	2
3	24	C1	2	Josh LEANING	Honda CB500 - Shane brocklehurst transport	7	9:33.257	0.180	0.068	86.76	1:20.952	2	6	3
4	62	C3	1	Max MACRAE	Honda CB500 - MacRae Racing	7	9:33.658	0.581	0.401	86.69	1:20.785	6	5	1
5	66	C1	3	Benjamin ROUND	Honda CB500 -	7	9:34.060	0.983	0.402	86.63	1:20.503	7	3	-2
6	23	C1	4	Adrian KERSHAW	Honda CB500 - ADK Racing	7	9:35.017	1.940	0.957	86.49	1:21.245	7	8	2
7	7	C2	2	Shaun O'HARA	Honda CB500 - Advanced Vehicle Alarms	7	9:47.655	14.578	12.638	84.63	1:23.185	6	11	4
8	1	C2	3	Daniel NORTH	Honda CB500 - ROAM Cafe Bistro	7	9:47.696	14.619	0.041	84.62	1:23.187	6	10	2
9	75	C2	4	Peter WOODALL	Honda CB500 - RevdCoin	7	9:49.374	16.297	1.678	84.38	1:22.671	2	12	3
10	116*	C1	5	Owen WILKINSON	Honda CB500 -	7	9:50.591	17.514	1.217	84.21	1:21.980	2	9	-1
11	90	C1	6	Alexander MANN	Honda CB500 - HS RACING	7	9:55.041	21.964	4.450	83.58	1:23.180	7	19	8
12	626	C2	5	Jamie HORNER	Honda CB500 - TRENT TRACTORS AND MOWERS	7	9:56.367	23.290	1.326	83.39	1:23.599	6	15	3
13	505	C2	6	Philip I'ANSON (R)	Honda CB500 - HG Heat	7	9:56.510	23.433	0.143	83.37	1:23.275	5	13	0
14	26	C3	2	Colt DWYER	Honda CB500 - Regal Aluminium	7	9:58.656	25.579	2.146	83.07	1:24.000	7	14	0
15	11	C1	7	Mark OSBORNE	Honda CB500 - PAL driving school	7	9:59.234	26.157	0.578	82.99	1:24.363	5	18	3
16	68	C1	8	Martyn JOHNS (R)	Honda CB500 - Stack Dynamics	7	9:59.632	26.555	0.398	82.94	1:24.082	5	17	1
17	112	C1	9	Spencer BAKER	Honda CB500 - SB Racing	7	9:59.834	26.757	0.202	82.91	1:23.714	5	21	4
18	30	C3	3	Jordan BUTLER (R)	Honda CB500 - JB Racing with Double D Graphics	7	10:05.441	32.364	5.607	82.14	1:25.032	7	20	2
19	36	C3	4	Joe BALDRY	Honda CB500 - Chilton Motors	7	10:05.471	32.394	0.030	82.14	1:24.809	4	22	3
20	25	C1	10	Dylan JORDAN (R)	Honda CB500 - Delta T Racing	7	10:06.088	33.011	0.617	82.06	1:24.646	4	23	3
21	76	C3	5	Ian CARTER	Honda CB500 - ATO Racing + Moyes investments	7	10:06.678	33.601	0.590	81.98	1:24.576	6	16	-5
22	110	C3	6	Will KEARNEY	Honda CB500 - WILLYDRIZZLE.COM	7	10:09.634	36.557	2.956	81.58	1:25.017	5	27	5
23	42	C3	7	Gary ADORJAN	Honda CB500 - Hippo Racing	7	10:09.734	36.657	0.100	81.57	1:25.146	5	25	2
24	97	C1	11	Graeme JOHNSTONE (R)	Honda CB500 - Colin Johnstone Electrical	7	10:14.033	40.956	4.299	80.99	1:26.120	7	28	4
25	82	C3	8	Jack WOLFF	Honda CB500 -	7	10:20.011	46.934	5.978	80.21	1:27.065	2	31	6
26	716	C2	7	Stephen DAVIES (R)	Honda CB500 -	7	10:20.392	47.315	0.381	80.16	1:27.066	2	29	3
27	22*	C3	9	Simon FINCH	Honda CB500 -	7	10:23.394	50.317	3.002	79.78	1:25.664	3	30	3
28	155	C1	12	Paul ADAMS (R)	Honda CB500 - Adams Motor Repairs Ltd	7	10:29.575	56.498	6.181	78.99	1:28.092	7	33	5
29	906	C1	13	Camille GUYOT (R)	Honda CB500 -	7	10:29.705	56.628	0.130	78.98	1:28.328	7	26	-3
30	77	C1	14	Wayne DRAKE	Honda CB500 - None	7	10:30.384	57.307	0.679	78.89	1:27.823	6	34	4
31	172	C3	10	Bobby CAMPBELL	Honda CB500 - RAF Motorsports	7	10:31.591	58.514	1.207	78.74	1:28.852	7	35	4
32	57	C2	8	Dan PERKINS (R)	Honda CB500 -	7	10:35.528	1:02.451	3.937	78.25	1:29.057	5	37	5
33	838	C2	9	Ben PARKINSON (R)	Honda CB500 - RabbitHole barbers	7	10:38.910	1:05.833	3.382	77.84	1:29.605	4	36	3
34	425	C3	11	Jonathan CARPENTER (R)	Honda CB500 - Morgan Price International Healthcare Ltd	7	10:43.202	1:10.125	4.292	77.32	1:29.571	6	38	4
35	175	C2	10	Jack SUMNER (R)	Honda CB500 -	7	10:46.092	1:13.015	2.890	76.97	1:30.002	7	39	4
36	636	C2	11	Bradley CATLING	Honda CB500 - Electric avenue Leeds Ltd	7	10:53.501	1:20.424	7.409	76.10	1:31.668	4	40	4
37	909	C2	12	Steven SMITH (R)	Honda CB500 -	6	9:40.280	1 Lap	1 Lap	73.43	1:34.879	2	41	4

NOT CLASSIFIED

DNF	132	C1		Darren MELL (R)	Honda CB500 - The Boiler People Limited	4	5:58.792	3 Laps	2 Laps	79.04	1:27.455	4	32	
DNF	80	C1		Rachel STACEY	Honda CB500 - ATO Racing	2	2:57.119	5 Laps	2 Laps	79.67	1:25.599	2	24	
DNF	43	C2		Max SILVESTER	Honda CB500 - SRT Supplies	1	1:23.673	6 Laps	1 Lap	83.51			2	

FASTEST LAP

66	C1	Benjamin ROUND	Honda CB500 -	7	1:20.503	88.50 mph	142.42 kph
62	C3	Max MACRAE	Honda CB500 - MacRae Racing	6	1:20.785	88.19 mph	141.93 kph
16	C2	Luke MACRAE	Honda CB500 - Helmet City Northlands Fencing	6	1:20.806	88.16 mph	141.89 kph

#116 - 10 Second time penalty - Jump start.
#22 - 10 Second time penalty - Yellow flag infringement.
#116 - Please re-position transponder to a more suitable location, very poor signal.
Class C1 - 92.5% of Race Speed = 80.27 mph
Class C2 - 92.5% of Race Speed = 80.26 mph
Class C3 - 92.5% of Race Speed = 80.18 mph

Weather / Track : Bright / Dry
These results are provisional until the conclusion of any judicial and technical matters.

Date: 25/07/2026 Start: 13:38 Finish: 13:48
Donington Park National: 1.9790 miles

Clerk Of Course: Caroline Patterson / Andy Brown	Timekeeper: Richard Evans	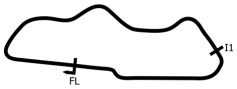

Results can be found at www.tsl-timing.com

Printed - 13:56 Saturday, 25 July 2026

BMCRC - MRO Championships - Rnd 6 @ Donington Park National

Thunderbike 500

RACE 5 - LAP CHART

LAP 1 @ 13:40:14.629

NO	BEHIND	LAP TIME
43		1:23.673
16	0.089	1:23.762
66	0.598	1:24.271
87	0.781	1:24.454
23	1.075	1:24.748
62	1.474	1:25.147
24	1.638	1:25.311
7	2.522	1:26.195
116	2.591	1:26.264
1	3.176	1:26.849
75	3.443	1:27.116
505	6.106	1:29.779
626	6.110	1:29.783
11	6.145	1:29.818
26	6.158	1:29.831
90	6.430	1:30.103
68	7.202	1:30.875
112	7.297	1:30.970
36	7.322	1:30.995
76	7.823	1:31.496
80	7.847	1:31.520
42	8.116	1:31.789
30	8.625	1:32.298
25	8.728	1:32.401
110	8.985	1:32.658
716	9.912	1:33.585
82	10.377	1:34.050
155	10.826	1:34.499
97	11.016	1:34.689
22	11.178	1:34.851
132	11.330	1:35.003
906	13.089	1:36.762
172	13.299	1:36.972
838	13.956	1:37.629
77	14.322	1:37.995
57	14.627	1:38.300
175	16.161	1:39.834
425	16.458	1:40.131
636	17.232	1:40.905
909	18.097	1:41.770

LAP 2 @ 13:41:36.667

NO	BEHIND	LAP TIME
87		1:21.257
16	0.261	1:22.210
66	0.338	1:21.778
24	0.552	1:20.952
23	0.871	1:21.834
62	1.104	1:21.668
116	2.533	1:21.980
75	4.076	1:22.671
7	4.325	1:23.841
1	4.336	1:23.198
626	9.659	1:25.587
90	9.680	1:25.288
11	9.751	1:25.644
26	10.149	1:26.029
68	10.403	1:25.239
505	10.563	1:26.495
112	11.071	1:25.812
80	11.408	1:25.599
36	11.554	1:26.270
76	12.027	1:26.242
30	12.271	1:25.684
42	12.765	1:26.687
110	13.083	1:26.136
25	13.156	1:26.466
716	14.940	1:27.066
82	15.404	1:27.065
97	15.584	1:26.606
132	17.873	1:28.581
22	18.043	1:28.903
155	18.826	1:30.038
906	19.916	1:28.865
172	20.301	1:29.040
838	22.242	1:30.324
77	22.295	1:30.011
57	22.675	1:30.086
175	25.976	1:31.853
425	26.293	1:31.873
636	27.430	1:32.236
909	30.938	1:34.879

LAP 3 @ 13:42:58.963

NO	BEHIND	LAP TIME
87		1:22.296
16	0.039	1:22.074
24	0.200	1:21.944
62	0.522	1:21.714
66	0.548	1:22.506
23	0.806	1:22.231
116	2.530	1:22.293
7	5.257	1:23.228
1	5.517	1:23.477
75	5.772	1:23.992
90	11.407	1:24.023
626	12.657	1:25.294
11	12.995	1:25.540
505	13.339	1:25.072
26	13.738	1:25.885
112	14.163	1:25.388
68	14.313	1:26.206
30	15.806	1:25.831
25	16.606	1:25.746
36	16.822	1:27.564
42	17.498	1:27.029
110	17.787	1:27.000
76	18.657	1:28.926
97	20.739	1:27.451
716	21.083	1:28.439
82	21.314	1:28.206
22	21.411	1:25.664
132	23.330	1:27.753
155	26.032	1:29.502
906	26.641	1:29.021
172	27.200	1:29.195
77	30.172	1:30.173
838	30.484	1:30.538
57	30.850	1:30.471
425	35.376	1:31.379
175	36.118	1:32.438
636	37.471	1:32.337
909	46.080	1:37.438

LAP 4 @ 13:44:20.489

NO	BEHIND	LAP TIME
87		1:21.526
24	0.054	1:21.380
16	0.366	1:21.853
62	0.438	1:21.442
66	0.567	1:21.545
23	1.250	1:21.970
116	3.051	1:22.047
7	7.846	1:24.115
1	7.855	1:23.864
75	8.122	1:23.876
90	14.328	1:24.447
626	15.045	1:23.914
505	16.200	1:24.387
11	16.360	1:24.891
26	16.888	1:24.676
68	17.046	1:24.259
112	17.789	1:25.152
25	19.726	1:24.646
30	19.992	1:25.712
36	20.105	1:24.809
76	22.302	1:25.171
110	23.008	1:26.747
42	23.435	1:27.463
97	25.540	1:26.327
22	26.366	1:26.481
716	27.028	1:27.471
82	27.353	1:27.565
132	29.259	1:27.455
906	34.485	1:29.370
155	34.725	1:30.219
172	35.391	1:29.717
77	36.877	1:28.231
838	38.563	1:29.605
57	38.698	1:29.374
425	43.886	1:30.036
175	45.196	1:30.604
636	47.613	1:31.668
909	1:00.617	1:36.063

LAP 5 @ 13:45:41.669

NO	BEHIND	LAP TIME
24		1:21.126
87	0.771	1:21.951
16	0.796	1:21.610
66	1.167	1:21.780
62	1.194	1:21.936
23	1.718	1:21.648
116	4.249	1:22.378
1	10.275	1:23.600
7	10.280	1:23.614
75	10.862	1:23.920
90	17.164	1:24.016
626	18.052	1:24.187
505	18.295	1:23.275
11	19.543	1:24.363
26	19.882	1:24.174
68	19.948	1:24.082
112	20.323	1:23.714
36	23.870	1:24.945
25	23.950	1:25.404
30	24.275	1:25.463
76	25.704	1:24.582
110	26.845	1:25.017
42	27.401	1:25.146
97	30.637	1:26.277
22	30.943	1:25.757
716	33.528	1:27.680
82	33.626	1:27.453
155	42.127	1:28.582
906	42.299	1:28.994
172	43.097	1:28.886
77	43.691	1:27.994
57	46.575	1:29.057
838	47.813	1:30.430
425	53.151	1:30.445
175	54.904	1:30.888
636	58.459	1:32.026
909	1:14.389	1:34.952

LAP 6 @ 13:47:02.783

NO	BEHIND	LAP TIME
24		1:21.114
87	0.401	1:20.744
16	0.488	1:20.806
62	0.865	1:20.785
66	1.730	1:21.677
23	1.945	1:21.341
116	5.622	1:22.487
1	12.348	1:23.187
7	12.351	1:23.185
75	13.649	1:23.901
90	20.034	1:23.984
626	20.537	1:23.599
505	21.056	1:23.875
26	22.829	1:24.061
11	22.838	1:24.409
112	23.177	1:23.968
68	23.266	1:24.432
25	28.319	1:25.483
30	28.582	1:25.421
36	28.697	1:25.941
76	29.166	1:24.576
110	31.074	1:25.343
42	32.131	1:25.844
22	35.603	1:25.774
97	36.086	1:26.563
82	40.124	1:27.612
716	40.580	1:28.166
906	49.550	1:28.365
155	49.656	1:28.643
77	50.400	1:27.823
172	50.912	1:28.929
57	54.601	1:29.140
838	57.204	1:30.505
425	1:01.608	1:29.571
175	1:04.263	1:30.473
636	1:09.440	1:32.095

LAP 7 @ 13:48:24.033

NO	BEHIND	LAP TIME
87		1:20.849
16	0.112	1:20.874
24	0.180	1:21.430
62	0.581	1:20.966
66	0.983	1:20.503
23	1.940	1:21.245
909	1 Lap	1:35.178
116	7.514	1:23.142
7	14.578	1:23.477
1	14.619	1:23.521
75	16.297	1:23.898
90	21.964	1:23.180
626	23.290	1:24.003
505	23.433	1:23.627
26	25.579	1:24.000
11	26.157	1:24.569
68	26.555	1:24.539
112	26.757	1:24.830
30	32.364	1:25.032
36	32.394	1:24.947
25	33.011	1:25.942
76	33.601	1:25.685
110	36.557	1:26.733
42	36.657	1:25.776
22	40.317	1:25.964
97	40.956	1:26.120
82	46.934	1:28.060
716	47.315	1:27.985
155	56.498	1:28.092
906	56.628	1:28.328
77	57.307	1:28.157
172	58.514	1:28.852
57	1:02.451	1:29.100
838	1:05.833	1:29.879
425	1:10.125	1:29.767
175	1:13.015	1:30.002
636	1:20.424	1:32.234

Weather / Track : Bright / Dry

Donington Park National: 1.9790 miles
Date: 25/07/2026 Start: 13:38 Finish: 13:48

Results can be found at www.tsl-timing.com

Printed - 13:56 Saturday, 25 July 2026

BMCRC - MRO Championships - Rnd 6 @ Donington Park National

Thunderbike 500

RACE 5 - POSITION CHART

No	Name	Lap Pos	1	2	3	4	5	6	7
43	SILVESTER	1	43	87	87	87	24	24	87
66	ROUND	2	16	16	16	24	87	87	16
16	MACRAE	3	66	66	24	16	16	16	24
62	MACRAE	4	87	24	62	62	66	62	62
24	LEANING	5	23	23	66	66	62	66	66
87	CHALK	6	62	62	23	23	23	23	23
23	KERSHAW	7	24	116	116	116	116	116	116
116	WILKINSON	8	7	75	7	7	1	1	7
1	NORTH	9	116	7	1	1	7	7	1
7	O'HARA	10	1	1	75	75	75	75	75
75	WOODALL	11	75	626	90	90	90	90	90
505	I'ANSON (R)	12	505	90	626	626	626	626	626
26	DWYER	13	626	11	11	505	505	505	505
626	HORNER	14	11	26	505	11	11	26	26
76	CARTER	15	26	68	26	26	26	11	11
68	JOHNS (R)	16	90	505	112	68	68	112	68
11	OSBORNE	17	68	112	68	112	112	68	112
90	MANN	18	112	80	30	25	36	25	30
30	BUTLER (R)	19	36	36	25	30	25	30	36
112	BAKER	20	76	76	36	36	30	36	25
36	BALDRY	21	80	30	42	76	76	76	76
25	JORDAN (R)	22	42	42	110	110	110	110	110
80	STACEY	23	30	110	76	42	42	42	42
42	ADORJAN	24	25	25	97	97	97	22	22
906	GUYOT (R)	25	110	716	716	22	22	97	97
110	KEARNEY	26	716	82	82	716	716	82	82
97	JOHNSTONE (R)	27	82	97	22	82	82	716	716
716	DAVIES (R)	28	155	132	132	132	155	906	155
22	FINCH	29	97	22	155	906	906	155	906
82	WOLFF	30	22	155	906	155	172	77	77
132	MELL (R)	31	132	906	172	172	77	172	172
155	ADAMS (R)	32	906	172	77	77	57	57	57
77	DRAKE	33	172	838	838	838	838	838	838
172	CAMPBELL	34	838	77	57	57	425	425	425
838	PARKINSON (R)	35	77	57	425	425	175	175	175
57	PERKINS (R)	36	57	175	175	175	636	636	636
425	CARPENTER (R)	37	175	425	636	636	909	909	
175	SUMNER (R)	38	425	636	909	909			
636	CATLING	39	636	909					
909	SMITH (R)	40	909						

Weather / Track : Bright / Dry

Donington Park National: 1.9790 miles
Date: 25/07/2026 Start: 13:38 Finish: 13:48

Results can be found at www.tsl-timing.com

Printed - 13:56 Saturday, 25 July 2026

BMCRC - MRO Championships - Rnd 6 @ Donington Park National

Thunderbike 500

RACE 5 - SECTOR ANALYSIS

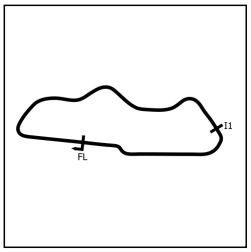

SECTOR 1 = FL to I1, SECTOR 2 = I1 to FL, DIFF = Difference To Personal Best Lap, P = Crossed Finish Line in Pit Lane, D = Time Disallowed

P1 87 C1 Finn CHALK — Honda CB500 - FCR

IDEAL LAP TIME : 1:20.425 BEST LAP TIME : 1:20.744 DIFFERENCE : 0.319

LAP	SECTOR 1	SECTOR 2	LAP TIME	MPH	DIFF	TIME OF DAY
1 -		***28.665***	1:24.454	84.36	3.710	13:40:15.410
2 -	52.299	28.958	1:21.257 **(3)**	87.68	0.513	13:41:36.667
3 -	52.953	29.343	1:22.296	86.57	1.552	13:42:58.963
4 -	52.037	29.489	1:21.526	87.39	0.782	13:44:20.489
5 -	52.604	29.347	1:21.951	86.93	1.207	13:45:42.440
6 -	***51.760***	28.984	***1:20.744*** **(1)**	***88.23***		***13:47:03.184***
7 -	51.813	29.036	1:20.849 **(2)**	88.12	0.105	13:48:24.033

P2 16 C2 Luke MACRAE — Honda CB500 - Helmet City Northlands Fencing

IDEAL LAP TIME : 1:20.806 BEST LAP TIME : 1:20.806 DIFFERENCE : 0.000

LAP	SECTOR 1	SECTOR 2	LAP TIME	MPH	DIFF	TIME OF DAY
1 -		28.778	1:23.762	85.05	2.956	13:40:14.718
2 -	52.566	29.644	1:22.210	86.66	1.404	13:41:36.928
3 -	52.871	29.203	1:22.074	86.80	1.268	13:42:59.002
4 -	52.145	29.708	1:21.853	87.04	1.047	13:44:20.855
5 -	52.372	29.238	1:21.610 **(3)**	87.30	0.804	13:45:42.465
6 -	***52.091***	***28.715***	***1:20.806*** **(1)**	***88.16***		***13:47:03.271***
7 -	52.128	28.746	1:20.874 **(2)**	88.09	0.068	13:48:24.145

P3 24 C1 Josh LEANING — Honda CB500 - Shane brocklehurst transport

IDEAL LAP TIME : 1:20.649 BEST LAP TIME : 1:20.952 DIFFERENCE : 0.303

LAP	SECTOR 1	SECTOR 2	LAP TIME	MPH	DIFF	TIME OF DAY
1 -		29.303	1:25.311	83.51	4.359	13:40:16.267
2 -	51.937	29.015	***1:20.952*** **(1)**	***88.01***		***13:41:37.219***
3 -	52.980	***28.964***	1:21.944	86.94	0.992	13:42:59.163
4 -	***51.685***	29.695	1:21.380	87.54	0.428	13:44:20.543
5 -	52.013	29.113	1:21.126 **(3)**	87.82	0.174	13:45:41.669
6 -	52.117	28.997	1:21.114 **(2)**	87.83	0.162	13:47:02.783
7 -	52.104	29.326	1:21.430	87.49	0.478	13:48:24.213

P4 62 C3 Max MACRAE — Honda CB500 - MacRae Racing

IDEAL LAP TIME : 1:20.785 BEST LAP TIME : 1:20.785 DIFFERENCE : 0.000

LAP	SECTOR 1	SECTOR 2	LAP TIME	MPH	DIFF	TIME OF DAY
1 -		28.925	1:25.147	83.67	4.362	13:40:16.103
2 -	52.370	29.298	1:21.668	87.23	0.883	13:41:37.771
3 -	52.351	29.363	1:21.714	87.18	0.929	13:42:59.485
4 -	52.080	29.362	1:21.442 **(3)**	87.48	0.657	13:44:20.927
5 -	52.736	29.200	1:21.936	86.95	1.151	13:45:42.863
6 -	***51.870***	***28.915***	***1:20.785*** **(1)**	***88.19***		***13:47:03.648***
7 -	51.910	29.056	1:20.966 **(2)**	87.99	0.181	13:48:24.614

P5 66 C1 Benjamin ROUND — Honda CB500 -

IDEAL LAP TIME : 1:20.503 BEST LAP TIME : 1:20.503 DIFFERENCE : 0.000

LAP	SECTOR 1	SECTOR 2	LAP TIME	MPH	DIFF	TIME OF DAY
1 -		29.400	1:24.271	84.54	3.768	13:40:15.227
2 -	52.618	29.160	1:21.778	87.12	1.275	13:41:37.005
3 -	53.366	29.140	1:22.506	86.35	2.003	13:42:59.511
4 -	52.289	29.256	1:21.545 **(2)**	87.37	1.042	13:44:21.056
5 -	52.442	29.338	1:21.780	87.11	1.277	13:45:42.836
6 -	52.880	28.797	1:21.677 **(3)**	87.22	1.174	13:47:04.513
7 -	***51.734***	***28.769***	***1:20.503*** **(1)**	***88.50***		***13:48:25.016***

BMCRC - MRO Championships - Rnd 6 @ Donington Park National

Thunderbike 500

RACE 5 - SECTOR ANALYSIS

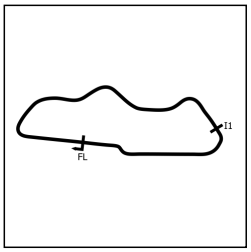

SECTOR 1 = FL to I1, SECTOR 2 = I1 to FL, DIFF = Difference To Personal Best Lap, P = Crossed Finish Line in Pit Lane, D = Time Disallowed

P6 23 C1 Adrian KERSHAW — Honda CB500 - ADK Racing

IDEAL LAP TIME : 1:21.186 BEST LAP TIME : 1:21.245 DIFFERENCE : 0.059

LAP	SECTOR 1	SECTOR 2	LAP TIME	MPH	DIFF	TIME OF DAY
1 -		29.127	1:24.748	84.06	3.503	13:40:15.704
2 -	52.745	***29.089***	1:21.834	87.06	0.589	13:41:37.538
3 -	53.073	29.158	1:22.231	86.64	0.986	13:42:59.769
4 -	52.436	29.534	1:21.970	86.91	0.725	13:44:21.739
5 -	52.171	29.477	1:21.648 **(3)**	87.26	0.403	13:45:43.387
6 -	52.189	29.152	1:21.341 **(2)**	87.58	0.096	13:47:04.728
7 -	***52.097***	29.148	***1:21.245*** **(1)**	***87.69***		***13:48:25.973***

P7 7 C2 Shaun O'HARA — Honda CB500 - Advanced Vehicle Alarms

IDEAL LAP TIME : 1:22.794 BEST LAP TIME : 1:23.185 DIFFERENCE : 0.391

LAP	SECTOR 1	SECTOR 2	LAP TIME	MPH	DIFF	TIME OF DAY
1 -		29.539	1:26.195	82.65	3.010	13:40:17.151
2 -	53.688	30.153	1:23.841	84.97	0.656	13:41:40.992
3 -	53.846	***29.382***	1:23.228 **(2)**	85.60	0.043	13:43:04.220
4 -	53.722	30.393	1:24.115	84.70	0.930	13:44:28.335
5 -	53.832	29.782	1:23.614	85.20	0.429	13:45:51.949
6 -	53.690	29.495	***1:23.185*** **(1)**	***85.64***		***13:47:15.134***
7 -	***53.412***	30.065	1:23.477 **(3)**	85.34	0.292	13:48:38.611

P8 1 C2 Daniel NORTH — Honda CB500 - ROAM Cafe Bistro

IDEAL LAP TIME : 1:22.424 BEST LAP TIME : 1:23.187 DIFFERENCE : 0.763

LAP	SECTOR 1	SECTOR 2	LAP TIME	MPH	DIFF	TIME OF DAY
1 -		***29.278***	1:26.849	82.03	3.662	13:40:17.805
2 -	***53.146***	30.052	1:23.198 **(2)**	85.63	0.011	13:41:41.003
3 -	53.906	29.571	1:23.477 **(3)**	85.34	0.290	13:43:04.480
4 -	53.545	30.319	1:23.864	84.95	0.677	13:44:28.344
5 -	53.593	30.007	1:23.600	85.22	0.413	13:45:51.944
6 -	53.481	29.706	***1:23.187*** **(1)**	***85.64***		***13:47:15.131***
7 -	53.485	30.036	1:23.521	85.30	0.334	13:48:38.652

P9 75 C2 Peter WOODALL — Honda CB500 - RevdCoin

IDEAL LAP TIME : 1:22.486 BEST LAP TIME : 1:22.671 DIFFERENCE : 0.185

LAP	SECTOR 1	SECTOR 2	LAP TIME	MPH	DIFF	TIME OF DAY
1 -		***29.262***	1:27.116	81.78	4.445	13:40:18.072
2 -	***53.224***	29.447	***1:22.671*** **(1)**	***86.18***		***13:41:40.743***
3 -	53.939	30.053	1:23.992	84.82	1.321	13:43:04.735
4 -	53.512	30.364	1:23.876 **(2)**	84.94	1.205	13:44:28.611
5 -	54.024	29.896	1:23.920	84.89	1.249	13:45:52.531
6 -	53.893	30.008	1:23.901	84.91	1.230	13:47:16.432
7 -	53.834	30.064	1:23.898 **(3)**	84.92	1.227	13:48:40.330

P10 116 C1 Owen WILKINSON — Honda CB500 -

IDEAL LAP TIME : 1:21.827 BEST LAP TIME : 1:21.980 DIFFERENCE : 0.153

LAP	SECTOR 1	SECTOR 2	LAP TIME	MPH	DIFF	TIME OF DAY
1 -		29.547	1:26.264	82.59	4.284	13:40:17.220
2 -	52.597	29.383	***1:21.980*** **(1)**	***86.90***		***13:41:39.200***
3 -	52.959	***29.334***	1:22.293 **(3)**	86.57	0.313	13:43:01.493
4 -	***52.493***	29.554	1:22.047 **(2)**	86.83	0.067	13:44:23.540
5 -	52.957	29.421	1:22.378	86.48	0.398	13:45:45.918
6 -	52.861	29.626	1:22.487	86.37	0.507	13:47:08.405
7 -	53.248	29.894	1:23.142	85.69	1.162	13:48:31.547

BMCRC - MRO Championships - Rnd 6 @ Donington Park National

Thunderbike 500

RACE 5 - SECTOR ANALYSIS

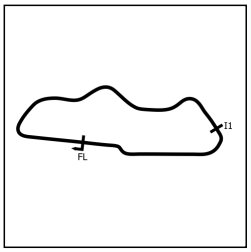

SECTOR 1 = FL to I1, SECTOR 2 = I1 to FL, DIFF = Difference To Personal Best Lap, P = Crossed Finish Line in Pit Lane, D = Time Disallowed

P11 90 C1 Alexander MANN — Honda CB500 - HS RACING

IDEAL LAP TIME : 1:23.180 BEST LAP TIME : 1:23.180 DIFFERENCE : 0.000

LAP	SECTOR 1	SECTOR 2	LAP TIME	MPH	DIFF	TIME OF DAY
1 -		30.318	1:30.103	79.07	6.923	13:40:21.059
2 -	55.080	30.208	1:25.288	83.53	2.108	13:41:46.347
3 -	54.107	29.916	1:24.023	84.79	0.843	13:43:10.370
4 -	53.965	30.482	1:24.447	84.36	1.267	13:44:34.817
5 -	53.843	30.173	1:24.016 (3)	84.80	0.836	13:45:58.833
6 -	54.141	29.843	1:23.984 (2)	84.83	0.804	13:47:22.817
7 -	***53.476***	***29.704***	***1:23.180*** (1)	***85.65***		***13:48:45.997***

P12 626 C2 Jamie HORNER — Honda CB500 - TRENT TRACTORS AND MOWERS

IDEAL LAP TIME : 1:23.432 BEST LAP TIME : 1:23.599 DIFFERENCE : 0.167

LAP	SECTOR 1	SECTOR 2	LAP TIME	MPH	DIFF	TIME OF DAY
1 -		30.712	1:29.783	79.35	6.184	13:40:20.739
2 -	55.505	30.082	1:25.587	83.24	1.988	13:41:46.326
3 -	55.208	30.086	1:25.294	83.53	1.695	13:43:11.620
4 -	53.926	29.988	1:23.914 (2)	84.90	0.315	13:44:35.534
5 -	54.012	30.175	1:24.187	84.62	0.588	13:45:59.721
6 -	***53.892***	29.707	***1:23.599*** (1)	***85.22***		***13:47:23.320***
7 -	54.463	***29.540***	1:24.003 (3)	84.81	0.404	13:48:47.323

P13 505 C2 Philip I'ANSON (R) — Honda CB500 - HG Heat

IDEAL LAP TIME : 1:23.273 BEST LAP TIME : 1:23.275 DIFFERENCE : 0.002

LAP	SECTOR 1	SECTOR 2	LAP TIME	MPH	DIFF	TIME OF DAY
1 -		30.815	1:29.779	79.35	6.504	13:40:20.735
2 -	56.080	30.415	1:26.495	82.37	3.220	13:41:47.230
3 -	54.532	30.540	1:25.072	83.74	1.797	13:43:12.302
4 -	54.314	30.073	1:24.387	84.42	1.112	13:44:36.689
5 -	***53.435***	29.840	***1:23.275*** (1)	***85.55***		***13:45:59.964***
6 -	54.037	***29.838***	1:23.875 (3)	84.94	0.600	13:47:23.839
7 -	53.500	30.127	1:23.627 (2)	85.19	0.352	13:48:47.466

P14 26 C3 Colt DWYER — Honda CB500 - Regal Aluminium

IDEAL LAP TIME : 1:23.859 BEST LAP TIME : 1:24.000 DIFFERENCE : 0.141

LAP	SECTOR 1	SECTOR 2	LAP TIME	MPH	DIFF	TIME OF DAY
1 -		31.120	1:29.831	79.31	5.831	13:40:20.787
2 -	55.784	30.245	1:26.029	82.81	2.029	13:41:46.816
3 -	54.733	31.152	1:25.885	82.95	1.885	13:43:12.701
4 -	54.215	30.461	1:24.676	84.14	0.676	13:44:37.377
5 -	54.080	***30.094***	1:24.174 (3)	84.64	0.174	13:46:01.551
6 -	53.816	30.245	1:24.061 (2)	84.75	0.061	13:47:25.612
7 -	***53.765***	30.235	***1:24.000*** (1)	***84.81***		***13:48:49.612***

P15 11 C1 Mark OSBORNE — Honda CB500 - PAL driving school

IDEAL LAP TIME : 1:23.920 BEST LAP TIME : 1:24.363 DIFFERENCE : 0.443

LAP	SECTOR 1	SECTOR 2	LAP TIME	MPH	DIFF	TIME OF DAY
1 -		30.262	1:29.818	79.32	5.455	13:40:20.774
2 -	54.994	30.650	1:25.644	83.18	1.281	13:41:46.418
3 -	54.884	30.656	1:25.540	83.29	1.177	13:43:11.958
4 -	54.339	30.552	1:24.891	83.92	0.528	13:44:36.849
5 -	***54.173***	30.190	***1:24.363*** (1)	***84.45***		***13:46:01.212***
6 -	54.367	30.042	1:24.409 (2)	84.40	0.046	13:47:25.621
7 -	54.822	***29.747***	1:24.569 (3)	84.24	0.206	13:48:50.190

BMCRC - MRO Championships - Rnd 6 @ Donington Park National

Thunderbike 500

RACE 5 - SECTOR ANALYSIS

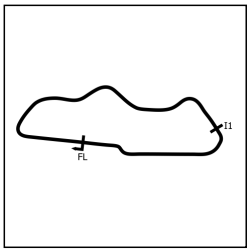

SECTOR 1 = FL to I1, SECTOR 2 = I1 to FL, DIFF = Difference To Personal Best Lap, P = Crossed Finish Line in Pit Lane, D = Time Disallowed

P16 68 C1 Martyn JOHNS (R) — Honda CB500 - Stack Dynamics

IDEAL LAP TIME : 1:23.965 BEST LAP TIME : 1:24.082 DIFFERENCE : 0.117

LAP	SECTOR 1	SECTOR 2	LAP TIME		MPH	DIFF	TIME OF DAY
1 -		31.636	1:30.875		78.40	6.793	13:40:21.831
2 -	55.054	***30.185***	1:25.239		83.58	1.157	13:41:47.070
3 -	54.812	31.394	1:26.206		82.64	2.124	13:43:13.276
4 -	54.002	30.257	1:24.259	**(2)**	84.55	0.177	13:44:37.535
5 -	***53.780***	30.302	***1:24.082***	**(1)**	***84.73***		***13:46:01.617***
6 -	54.193	30.239	1:24.432	**(3)**	84.38	0.350	13:47:26.049
7 -	54.226	30.313	1:24.539		84.27	0.457	13:48:50.588

P17 112 C1 Spencer BAKER — Honda CB500 - SB Racing

IDEAL LAP TIME : 1:23.646 BEST LAP TIME : 1:23.714 DIFFERENCE : 0.068

LAP	SECTOR 1	SECTOR 2	LAP TIME		MPH	DIFF	TIME OF DAY
1 -		30.687	1:30.970		78.31	7.256	13:40:21.926
2 -	55.351	30.461	1:25.812		83.02	2.098	13:41:47.738
3 -	54.607	30.781	1:25.388		83.43	1.674	13:43:13.126
4 -	54.281	30.871	1:25.152		83.66	1.438	13:44:38.278
5 -	***53.804***	29.910	***1:23.714***	**(1)**	***85.10***		***13:46:01.992***
6 -	54.126	***29.842***	1:23.968	**(2)**	84.84	0.254	13:47:25.960
7 -	54.835	29.995	1:24.830	**(3)**	83.98	1.116	13:48:50.790

P18 30 C3 Jordan BUTLER (R) — Honda CB500 - JB Racing with Double D Graphics

IDEAL LAP TIME : 1:24.475 BEST LAP TIME : 1:25.032 DIFFERENCE : 0.557

LAP	SECTOR 1	SECTOR 2	LAP TIME		MPH	DIFF	TIME OF DAY
1 -		31.108	1:32.298		77.19	7.266	13:40:23.254
2 -	55.185	30.499	1:25.684		83.15	0.652	13:41:48.938
3 -	54.467	31.364	1:25.831		83.00	0.799	13:43:14.769
4 -	54.611	31.101	1:25.712		83.12	0.680	13:44:40.481
5 -	54.813	30.650	1:25.463	**(3)**	83.36	0.431	13:46:05.944
6 -	55.302	***30.119***	1:25.421	**(2)**	83.40	0.389	13:47:31.365
7 -	***54.356***	30.676	***1:25.032***	**(1)**	***83.78***		***13:48:56.397***

P19 36 C3 Joe BALDRY — Honda CB500 - Chilton Motors

IDEAL LAP TIME : 1:24.229 BEST LAP TIME : 1:24.809 DIFFERENCE : 0.580

LAP	SECTOR 1	SECTOR 2	LAP TIME		MPH	DIFF	TIME OF DAY
1 -		30.930	1:30.995		78.29	6.186	13:40:21.951
2 -	55.767	30.503	1:26.270		82.58	1.461	13:41:48.221
3 -	54.576	32.988	1:27.564		81.36	2.755	13:43:15.785
4 -	54.458	30.351	***1:24.809***	**(1)**	***84.00***		***13:44:40.594***
5 -	***54.202***	30.743	1:24.945	**(2)**	83.87	0.136	13:46:05.539
6 -	55.166	30.775	1:25.941		82.90	1.132	13:47:31.480
7 -	54.920	***30.027***	1:24.947	**(3)**	83.87	0.138	13:48:56.427

P20 25 C1 Dylan JORDAN (R) — Honda CB500 - Delta T Racing

IDEAL LAP TIME : 1:24.428 BEST LAP TIME : 1:24.646 DIFFERENCE : 0.218

LAP	SECTOR 1	SECTOR 2	LAP TIME		MPH	DIFF	TIME OF DAY
1 -		30.906	1:32.401		77.10	7.755	13:40:23.357
2 -	55.523	30.943	1:26.466		82.39	1.820	13:41:49.823
3 -	54.419	31.327	1:25.746		83.09	1.100	13:43:15.569
4 -	***54.398***	30.248	***1:24.646***	**(1)**	***84.16***		***13:44:40.215***
5 -	54.812	30.592	1:25.404	**(2)**	83.42	0.758	13:46:05.619
6 -	55.368	30.115	1:25.483	**(3)**	83.34	0.837	13:47:31.102
7 -	55.912	***30.030***	1:25.942		82.90	1.296	13:48:57.044

BMCRC - MRO Championships - Rnd 6 @ Donington Park National

Thunderbike 500

RACE 5 - SECTOR ANALYSIS

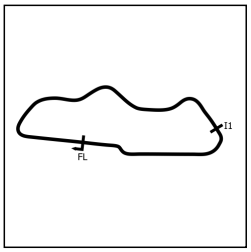

SECTOR 1 = FL to I1, SECTOR 2 = I1 to FL, DIFF = Difference To Personal Best Lap, P = Crossed Finish Line in Pit Lane, D = Time Disallowed

P21 76 C3 Ian CARTER

Honda CB500 - ATO Racing + Moyes investments

IDEAL LAP TIME : 1:24.496 BEST LAP TIME : 1:24.576 DIFFERENCE : 0.080

LAP	SECTOR 1	SECTOR 2	LAP TIME		MPH	DIFF	TIME OF DAY
1 -		31.657	1:31.496		77.86	6.920	13:40:22.452
2 -	55.064	31.178	1:26.242		82.61	1.666	13:41:48.694
3 -	54.437	34.489	1:28.926		80.11	4.350	13:43:17.620
4 -	54.353	30.818	1:25.171	(3)	83.65	0.595	13:44:42.791
5 -	***54.014***	30.568	1:24.582	(2)	84.23	0.006	13:46:07.373
6 -	54.094	***30.482***	***1:24.576***	(1)	***84.23***		***13:47:31.949***
7 -	54.827	30.858	1:25.685		83.14	1.109	13:48:57.634

P22 110 C3 Will KEARNEY

Honda CB500 - WILLYDRIZZLE.COM

IDEAL LAP TIME : 1:24.882 BEST LAP TIME : 1:25.017 DIFFERENCE : 0.135

LAP	SECTOR 1	SECTOR 2	LAP TIME		MPH	DIFF	TIME OF DAY
1 -		30.927	1:32.658		76.89	7.641	13:40:23.614
2 -	55.443	30.693	1:26.136	(3)	82.71	1.119	13:41:49.750
3 -	55.371	31.629	1:27.000		81.89	1.983	13:43:16.750
4 -	55.860	30.887	1:26.747		82.13	1.730	13:44:43.497
5 -	***54.443***	30.574	***1:25.017***	(1)	***83.80***		***13:46:08.514***
6 -	54.904	***30.439***	1:25.343	(2)	83.48	0.326	13:47:33.857
7 -	55.840	30.893	1:26.733		82.14	1.716	13:49:00.590

P23 42 C3 Gary ADORJAN

Honda CB500 - Hippo Racing

IDEAL LAP TIME : 1:25.146 BEST LAP TIME : 1:25.146 DIFFERENCE : 0.000

LAP	SECTOR 1	SECTOR 2	LAP TIME		MPH	DIFF	TIME OF DAY
1 -		30.920	1:31.789		77.61	6.643	13:40:22.745
2 -	55.966	30.721	1:26.687		82.18	1.541	13:41:49.432
3 -	55.456	31.573	1:27.029		81.86	1.883	13:43:16.461
4 -	56.391	31.072	1:27.463		81.45	2.317	13:44:43.924
5 -	***54.864***	***30.282***	***1:25.146***	(1)	***83.67***		***13:46:09.070***
6 -	55.490	30.354	1:25.844	(3)	82.99	0.698	13:47:34.914
7 -	55.471	30.305	1:25.776	(2)	83.06	0.630	13:49:00.690

P24 97 C1 Graeme JOHNSTONE (R)

Honda CB500 - Colin Johnstone Electrical

IDEAL LAP TIME : 1:25.737 BEST LAP TIME : 1:26.120 DIFFERENCE : 0.383

LAP	SECTOR 1	SECTOR 2	LAP TIME		MPH	DIFF	TIME OF DAY
1 -		31.381	1:34.689		75.24	8.569	13:40:25.645
2 -	55.691	30.915	1:26.606		82.26	0.486	13:41:52.251
3 -	55.982	31.469	1:27.451		81.47	1.331	13:43:19.702
4 -	55.361	30.966	1:26.327	(3)	82.53	0.207	13:44:46.029
5 -	***55.346***	30.931	1:26.277	(2)	82.57	0.157	13:46:12.306
6 -	55.952	30.611	1:26.563		82.30	0.443	13:47:38.869
7 -	55.729	***30.391***	***1:26.120***	(1)	***82.72***		***13:49:04.989***

P25 82 C3 Jack WOLFF

Honda CB500 -

IDEAL LAP TIME : 1:26.858 BEST LAP TIME : 1:27.065 DIFFERENCE : 0.207

LAP	SECTOR 1	SECTOR 2	LAP TIME		MPH	DIFF	TIME OF DAY
1 -		31.195	1:34.050		75.75	6.985	13:40:25.006
2 -	56.139	***30.926***	***1:27.065***	(1)	***81.83***		***13:41:52.071***
3 -	***55.932***	32.274	1:28.206		80.77	1.141	13:43:20.277
4 -	56.364	31.201	1:27.565	(3)	81.36	0.500	13:44:47.842
5 -	56.323	31.130	1:27.453	(2)	81.46	0.388	13:46:15.295
6 -	56.558	31.054	1:27.612		81.32	0.547	13:47:42.907
7 -	56.700	31.360	1:28.060		80.90	0.995	13:49:10.967

BMCRC - MRO Championships - Rnd 6 @ Donington Park National

Thunderbike 500

RACE 5 - SECTOR ANALYSIS

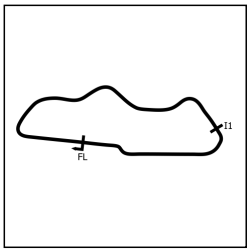

SECTOR 1 = FL to I1, SECTOR 2 = I1 to FL, DIFF = Difference To Personal Best Lap, P = Crossed Finish Line in Pit Lane, D = Time Disallowed

P26 716 C2 Stephen DAVIES (R)

Honda CB500 -

IDEAL LAP TIME : 1:26.903 BEST LAP TIME : 1:27.066 DIFFERENCE : 0.163

LAP	SECTOR 1	SECTOR 2	LAP TIME	MPH	DIFF	TIME OF DAY
1 -		31.009	1:33.585	76.13	6.519	13:40:24.541
2 -	56.321	***30.745***	***1:27.066*** **(1)**	***81.83***		***13:41:51.607***
3 -	***56.158***	32.281	1:28.439	80.55	1.373	13:43:20.046
4 -	56.351	31.120	1:27.471 **(2)**	81.45	0.405	13:44:47.517
5 -	56.342	31.338	1:27.680 **(3)**	81.25	0.614	13:46:15.197
6 -	57.066	31.100	1:28.166	80.80	1.100	13:47:43.363
7 -	56.894	31.091	1:27.985	80.97	0.919	13:49:11.348

P27 22 C3 Simon FINCH

Honda CB500 -

IDEAL LAP TIME : 1:25.313 BEST LAP TIME : 1:25.664 DIFFERENCE : 0.351

LAP	SECTOR 1	SECTOR 2	LAP TIME	MPH	DIFF	TIME OF DAY
1 -		31.305	1:34.851	75.11	9.187	13:40:25.807
2 -	57.279	31.624	1:28.903	80.13	3.239	13:41:54.710
3 -	55.007	***30.657***	***1:25.664*** **(1)**	***83.16***		***13:43:20.374***
4 -	55.705	30.776	1:26.481	82.38	0.817	13:44:46.855
5 -	***54.656***	31.101	1:25.757 **(2)**	83.07	0.093	13:46:12.612
6 -	54.857	30.917	1:25.774 **(3)**	83.06	0.110	13:47:38.386
7 -	55.162	30.802	1:25.964	82.87	0.300	13:49:04.350

P28 155 C1 Paul ADAMS (R)

Honda CB500 - Adams Motor Repairs Ltd

IDEAL LAP TIME : 1:28.025 BEST LAP TIME : 1:28.092 DIFFERENCE : 0.067

LAP	SECTOR 1	SECTOR 2	LAP TIME	MPH	DIFF	TIME OF DAY
1 -		31.475	1:34.499	75.39	6.407	13:40:25.455
2 -	58.683	31.355	1:30.038	79.12	1.946	13:41:55.493
3 -	57.858	31.644	1:29.502	79.60	1.410	13:43:24.995
4 -	58.587	31.632	1:30.219	78.97	2.127	13:44:55.214
5 -	***57.359***	31.223	1:28.582 **(2)**	80.42	0.490	13:46:23.796
6 -	57.625	31.018	1:28.643 **(3)**	80.37	0.551	13:47:52.439
7 -	57.426	***30.666***	***1:28.092*** **(1)**	***80.87***		***13:49:20.531***

P29 906 C1 Camille GUYOT (R)

Honda CB500 -

IDEAL LAP TIME : 1:28.102 BEST LAP TIME : 1:28.328 DIFFERENCE : 0.226

LAP	SECTOR 1	SECTOR 2	LAP TIME	MPH	DIFF	TIME OF DAY
1 -		31.567	1:36.762	73.63	8.434	13:40:27.718
2 -	***56.991***	31.874	1:28.865 **(3)**	80.17	0.537	13:41:56.583
3 -	57.289	31.732	1:29.021	80.03	0.693	13:43:25.604
4 -	57.508	31.862	1:29.370	79.72	1.042	13:44:54.974
5 -	57.403	31.591	1:28.994	80.05	0.666	13:46:23.968
6 -	57.115	31.250	1:28.365 **(2)**	80.62	0.037	13:47:52.333
7 -	57.217	***31.111***	***1:28.328*** **(1)**	***80.66***		***13:49:20.661***

P30 77 C1 Wayne DRAKE

Honda CB500 - None

IDEAL LAP TIME : 1:27.639 BEST LAP TIME : 1:27.823 DIFFERENCE : 0.184

LAP	SECTOR 1	SECTOR 2	LAP TIME	MPH	DIFF	TIME OF DAY
1 -		31.711	1:37.995	72.70	10.172	13:40:28.951
2 -	58.446	31.565	1:30.011	79.15	2.188	13:41:58.962
3 -	57.716	32.457	1:30.173	79.01	2.350	13:43:29.135
4 -	***56.976***	31.255	1:28.231	80.74	0.408	13:44:57.366
5 -	57.029	30.965	1:27.994 **(2)**	80.96	0.171	13:46:25.360
6 -	57.065	30.758	***1:27.823*** **(1)**	***81.12***		***13:47:53.183***
7 -	57.494	***30.663***	1:28.157 **(3)**	80.81	0.334	13:49:21.340

BMCRC - MRO Championships - Rnd 6 @ Donington Park National

Thunderbike 500

RACE 5 - SECTOR ANALYSIS

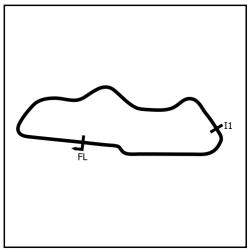

SECTOR 1 = FL to I1, SECTOR 2 = I1 to FL, DIFF = Difference To Personal Best Lap, P = Crossed Finish Line in Pit Lane, D = Time Disallowed

P31 172 C3 Bobby CAMPBELL

Honda CB500 - RAF Motorsports

IDEAL LAP TIME : 1:28.498 BEST LAP TIME : 1:28.852 DIFFERENCE : 0.354

LAP	SECTOR 1	SECTOR 2	LAP TIME	MPH	DIFF	TIME OF DAY
1 -		32.030	1:36.972	73.47	8.120	13:40:27.928
2 -	57.161	31.879	1:29.040	80.01	0.188	13:41:56.968
3 -	57.349	31.846	1:29.195	79.87	0.343	13:43:26.163
4 -	57.697	32.020	1:29.717	79.41	0.865	13:44:55.880
5 -	***57.076***	31.810	1:28.886 **(2)**	80.15	0.034	13:46:24.766
6 -	57.405	31.524	1:28.929 **(3)**	80.11	0.077	13:47:53.695
7 -	57.430	***31.422***	***1:28.852*** **(1)**	***80.18***		***13:49:22.547***

P32 57 C2 Dan PERKINS (R)

Honda CB500 -

IDEAL LAP TIME : 1:28.700 BEST LAP TIME : 1:29.057 DIFFERENCE : 0.357

LAP	SECTOR 1	SECTOR 2	LAP TIME	MPH	DIFF	TIME OF DAY
1 -		31.685	1:38.300	72.47	9.243	13:40:29.256
2 -	58.550	***31.536***	1:30.086	79.08	1.029	13:41:59.342
3 -	58.006	32.465	1:30.471	78.75	1.414	13:43:29.813
4 -	57.621	31.753	1:29.374	79.71	0.317	13:44:59.187
5 -	57.239	31.818	***1:29.057*** **(1)**	***80.00***		***13:46:28.244***
6 -	57.388	31.752	1:29.140 **(3)**	79.92	0.083	13:47:57.384
7 -	***57.164***	31.936	1:29.100 **(2)**	79.96	0.043	13:49:26.484

P33 838 C2 Ben PARKINSON (R)

Honda CB500 - RabbitHole barbers

IDEAL LAP TIME : 1:29.446 BEST LAP TIME : 1:29.605 DIFFERENCE : 0.159

LAP	SECTOR 1	SECTOR 2	LAP TIME	MPH	DIFF	TIME OF DAY
1 -		32.093	1:37.629	72.97	8.024	13:40:28.585
2 -	58.316	32.008	1:30.324 **(3)**	78.87	0.719	13:41:58.909
3 -	58.203	32.335	1:30.538	78.69	0.933	13:43:29.447
4 -	58.178	***31.427***	***1:29.605*** **(1)**	***79.51***		***13:44:59.052***
5 -	58.483	31.947	1:30.430	78.78	0.825	13:46:29.482
6 -	58.294	32.211	1:30.505	78.72	0.900	13:47:59.987
7 -	***58.019***	31.860	1:29.879 **(2)**	79.26	0.274	13:49:29.866

P34 425 C3 Jonathan CARPENTER (R)

Honda CB500 - Morgan Price International Healthcare Ltd

IDEAL LAP TIME : 1:29.494 BEST LAP TIME : 1:29.571 DIFFERENCE : 0.077

LAP	SECTOR 1	SECTOR 2	LAP TIME	MPH	DIFF	TIME OF DAY
1 -		32.389	1:40.131	71.15	10.560	13:40:31.087
2 -	59.189	32.684	1:31.873	77.54	2.302	13:42:02.960
3 -	58.633	32.746	1:31.379	77.96	1.808	13:43:34.339
4 -	57.775	32.261	1:30.036 **(3)**	79.13	0.465	13:45:04.375
5 -	***57.752***	32.693	1:30.445	78.77	0.874	13:46:34.820
6 -	57.829	***31.742***	***1:29.571*** **(1)**	***79.54***		***13:48:04.391***
7 -	57.831	31.936	1:29.767 **(2)**	79.36	0.196	13:49:34.158

P35 175 C2 Jack SUMNER (R)

Honda CB500 -

IDEAL LAP TIME : 1:29.850 BEST LAP TIME : 1:30.002 DIFFERENCE : 0.152

LAP	SECTOR 1	SECTOR 2	LAP TIME	MPH	DIFF	TIME OF DAY
1 -		32.328	1:39.834	71.36	9.832	13:40:30.790
2 -	59.321	32.532	1:31.853	77.56	1.851	13:42:02.643
3 -	59.461	32.977	1:32.438	77.07	2.436	13:43:35.081
4 -	58.354	32.250	1:30.604 **(3)**	78.63	0.602	13:45:05.685
5 -	58.185	32.703	1:30.888	78.38	0.886	13:46:36.573
6 -	58.412	***32.061***	1:30.473 **(2)**	78.74	0.471	13:48:07.046
7 -	***57.789***	32.213	***1:30.002*** **(1)**	***79.16***		***13:49:37.048***

BMCRC - MRO Championships - Rnd 6 @ Donington Park National

Thunderbike 500

RACE 5 - SECTOR ANALYSIS

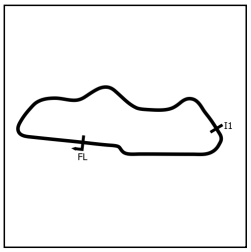

SECTOR 1 = FL to I1, SECTOR 2 = I1 to FL, DIFF = Difference To Personal Best Lap, P = Crossed Finish Line in Pit Lane, D = Time Disallowed

P36 636 C2 Bradley CATLING — Honda CB500 - Electric avenue Leeds Ltd

IDEAL LAP TIME : 1:31.174 BEST LAP TIME : 1:31.668 DIFFERENCE : 0.494

LAP	SECTOR 1	SECTOR 2	LAP TIME		MPH	DIFF	TIME OF DAY
1 -		***31.786***	1:40.905		70.60	9.237	13:40:31.861
2 -	59.795	32.441	1:32.236		77.24	0.568	13:42:04.097
3 -	59.663	32.674	1:32.337		77.15	0.669	13:43:36.434
4 -	***59.388***	32.280	***1:31.668***	***(1)***	***77.72***		***13:45:08.102***
5 -	59.895	32.131	1:32.026	**(2)**	77.41	0.358	13:46:40.128
6 -	1:00.129	31.966	1:32.095	**(3)**	77.36	0.427	13:48:12.223
7 -	1:00.050	32.184	1:32.234		77.24	0.566	13:49:44.457

P37 909 C2 Steven SMITH (R) — Honda CB500 -

IDEAL LAP TIME : 1:34.270 BEST LAP TIME : 1:34.879 DIFFERENCE : 0.609

LAP	SECTOR 1	SECTOR 2	LAP TIME		MPH	DIFF	TIME OF DAY
1 -		33.235	1:41.770		70.00	6.891	13:40:32.726
2 -	1:01.451	33.428	***1:34.879***	***(1)***	***75.09***		***13:42:07.605***
3 -	1:02.274	35.164	1:37.438		73.11	2.559	13:43:45.043
4 -	1:01.902	34.161	1:36.063		74.16	1.184	13:45:21.106
5 -	***1:01.146***	33.806	1:34.952	**(2)**	75.03	0.073	13:46:56.058
6 -	1:02.054	***33.124***	1:35.178	**(3)**	74.85	0.299	13:48:31.236

P38 132 C1 Darren MELL (R) — Honda CB500 - The Boiler People Limited

IDEAL LAP TIME : 1:26.907 BEST LAP TIME : 1:27.455 DIFFERENCE : 0.548

LAP	SECTOR 1	SECTOR 2	LAP TIME		MPH	DIFF	TIME OF DAY
1 -		***30.933***	1:35.003		74.99	7.548	13:40:25.959
2 -	57.163	31.418	1:28.581	**(3)**	80.43	1.126	13:41:54.540
3 -	56.082	31.671	1:27.753	**(2)**	81.18	0.298	13:43:22.293
4 -	***55.974***	31.481	***1:27.455***	***(1)***	***81.46***		***13:44:49.748***

P39 80 C1 Rachel STACEY — Honda CB500 - ATO Racing

IDEAL LAP TIME : 1:24.701 BEST LAP TIME : 1:25.599 DIFFERENCE : 0.898

LAP	SECTOR 1	SECTOR 2	LAP TIME		MPH	DIFF	TIME OF DAY
1 -		30.672	1:31.520		77.84	5.921	13:40:22.476
2 -	55.369	***30.230***	***1:25.599***	***(1)***	***83.23***		***13:41:48.075***
3 -	***54.471***						

P40 43 C2 Max SILVESTER — Honda CB500 - SRT Supplies

IDEAL LAP TIME : BEST LAP TIME : DIFFERENCE :

LAP	SECTOR 1	SECTOR 2	LAP TIME	MPH	DIFF	TIME OF DAY
1 -		***28.972***	1:23.673	85.14		13:40:14.629

BMCRC - MRO Championships - Rnd 6 @ Donington Park National

Thunderbike 500

RACE 5 - BEST SECTORS

	SECTOR 1		SECTOR 2	
POS	NO	TIME	NO	TIME
1	24	51.685	87	28.665
2	66	51.734	16	28.715
3	87	51.760	66	28.769
4	62	51.870	62	28.915
5	16	52.091	24	28.964
6	23	52.097	43	28.972
7	116	52.493	23	29.089
8	1	53.146	75	29.262
9	75	53.224	1	29.278
10	7	53.412	116	29.334
11	505	53.435	7	29.382
12	90	53.476	626	29.540
13	26	53.765	90	29.704
14	68	53.780	11	29.747
15	112	53.804	505	29.838
16	626	53.892	112	29.842
17	76	54.014	36	30.027
18	11	54.173	25	30.030
19	36	54.202	26	30.094
20	30	54.356	30	30.119
21	25	54.398	68	30.185
22	110	54.443	80	30.230
23	80	54.471	42	30.282
24	22	54.656	97	30.391
25	42	54.864	110	30.439
26	97	55.346	76	30.482
27	82	55.932	22	30.657
28	132	55.974	77	30.663
29	716	56.158	155	30.666
30	77	56.976	716	30.745
31	906	56.991	82	30.926
32	172	57.076	132	30.933
33	57	57.164	906	31.111
34	155	57.359	172	31.422
35	425	57.752	838	31.427
36	175	57.789	57	31.536
37	838	58.019	425	31.742
38	636	59.388	636	31.786
39	909	1:01.146	175	32.061
40			909	33.124

IDEAL / BEST COMPARISON

POS	NO	NAME	IDEAL	BEST	DIFF
		PERFECT LAP	**1:20.350**		
1	87	CHALK	1:20.425	1:20.744	**0.319**
2	66	ROUND	1:20.503	1:20.503	**0.000**
3	24	LEANING	1:20.649	1:20.952	**0.303**
4	62	MACRAE	1:20.785	1:20.785	**0.000**
5	16	MACRAE	1:20.806	1:20.806	**0.000**
6	23	KERSHAW	1:21.186	1:21.245	**0.059**
7	116	WILKINSON	1:21.827	1:21.980	**0.153**
8	1	NORTH	1:22.424	1:23.187	**0.763**
9	75	WOODALL	1:22.486	1:22.671	**0.185**
10	7	O'HARA	1:22.794	1:23.185	**0.391**
11	90	MANN	1:23.180	1:23.180	**0.000**
12	505	I'ANSON (R)	1:23.273	1:23.275	**0.002**
13	626	HORNER	1:23.432	1:23.599	**0.167**
14	112	BAKER	1:23.646	1:23.714	**0.068**
15	26	DWYER	1:23.859	1:24.000	**0.141**
16	11	OSBORNE	1:23.920	1:24.363	**0.443**
17	68	JOHNS (R)	1:23.965	1:24.082	**0.117**
18	36	BALDRY	1:24.229	1:24.809	**0.580**
19	25	JORDAN (R)	1:24.428	1:24.646	**0.218**
20	30	BUTLER (R)	1:24.475	1:25.032	**0.557**
21	76	CARTER	1:24.496	1:24.576	**0.080**
22	80	STACEY	1:24.701	1:25.599	**0.898**
23	110	KEARNEY	1:24.882	1:25.017	**0.135**
24	42	ADORJAN	1:25.146	1:25.146	**0.000**
25	22	FINCH	1:25.313	1:25.664	**0.351**
26	97	JOHNSTONE (R)	1:25.737	1:26.120	**0.383**
27	82	WOLFF	1:26.858	1:27.065	**0.207**
28	716	DAVIES (R)	1:26.903	1:27.066	**0.163**
29	132	MELL (R)	1:26.907	1:27.455	**0.548**
30	77	DRAKE	1:27.639	1:27.823	**0.184**
31	155	ADAMS (R)	1:28.025	1:28.092	**0.067**
32	906	GUYOT (R)	1:28.102	1:28.328	**0.226**
33	172	CAMPBELL	1:28.498	1:28.852	**0.354**
34	57	PERKINS (R)	1:28.700	1:29.057	**0.357**
35	838	PARKINSON (R)	1:29.446	1:29.605	**0.159**
36	425	CARPENTER (R)	1:29.494	1:29.571	**0.077**
37	175	SUMNER (R)	1:29.850	1:30.002	**0.152**
38	636	CATLING	1:31.174	1:31.668	**0.494**
39	909	SMITH (R)	1:34.270	1:34.879	**0.609**
40	43	SILVESTER			

Weather / Track : Bright / Dry

Donington Park National: 1.9790 miles
Date: 25/07/2026 Start: 13:38 Finish: 13:48

Results can be found at www.tsl-timing.com

Printed - 13:56 Saturday, 25 July 2026

BMCRC - MRO Championships - Rnd 6 @ Donington Park National

Thunderbike 500

RACE 5 - STATISTICS

Competitors Started	40
Planned Start	2026-07-25 @ 12:44:00.000
Actual Start	2026-07-25 @ 13:38:50.955
Finish Time	2026-07-25 @ 13:48:24.032
Track Length	1.9790mi.
Total Laps	265
Total Distance Covered	524.4528mi.

Session Fastest Lap History

NO	CL	NAME	LAP TIME	TIME OF DAY	LAP	VEHICLE
87	C1	**Finn CHALK**	**1:21.257**	13:41:36.667	2	Honda CB500
24	C1	**Josh LEANING**	**1:20.952**	13:41:37.219	2	Honda CB500
87	C1	**Finn CHALK**	**1:20.744**	13:47:03.184	6	Honda CB500
66	C1	**Benjamin ROUND**	**1:20.503**	13:48:25.016	7	Honda CB500

Session Leader History

NO	CL	NAME	FROM LAP	LAPS LED	DISTANCE	VEHICLE
43	C2	**Max SILVESTER**	1	1	1.94 miles	Honda CB500
87	C1	**Finn CHALK**	2	3	5.93 miles	Honda CB500
24	C1	**Josh LEANING**	5	2	3.95 miles	Honda CB500
87	C1	**Finn CHALK**	7	1	1.97 miles	Honda CB500

Flag History

TYPE	TIME OF DAY
GREEN	13:38:50.955
FINISH	13:48:24.032

Flag Statistics

TYPE	COUNT	TOTAL LAPS	TOTAL TIME
Green	1	7	11:32.467
Red	0	0	0.000
Safety Car	0	0	0.000
FCY	0	0	0.000

BMCRC - MRO Championships - Rnd 6 @ Donington Park National

Thunderbike 500

RACE 5 - STATISTICS

CLASS : C1

16 Starters

Fastest Lap History

NO	NAME	LAP TIME	TIME OF DAY	LAP	VEHICLE
87	**Finn CHALK**	**1:21.257**	13:41:36.667	2	Honda CB500
24	**Josh LEANING**	**1:20.952**	13:41:37.219	2	Honda CB500
87	**Finn CHALK**	**1:20.744**	13:47:03.184	6	Honda CB500
66	**Benjamin ROUND**	**1:20.503**	13:48:25.016	7	Honda CB500

Leader History

NO	NAME	FROM LAP	LAPS LED	DISTANCE	VEHICLE
66	**Benjamin ROUND**	1	1	1.94 miles	Honda CB500
87	**Finn CHALK**	2	3	5.93 miles	Honda CB500
24	**Josh LEANING**	5	2	3.95 miles	Honda CB500
87	**Finn CHALK**	7	1	1.97 miles	Honda CB500

BMCRC - MRO Championships - Rnd 6 @ Donington Park National

Thunderbike 500

RACE 5 - STATISTICS

CLASS : C2

13 Starters

Fastest Lap History

NO	NAME	LAP TIME	TIME OF DAY	LAP	VEHICLE
16	**Luke MACRAE**	**1:22.210**	13:41:36.928	2	Honda CB500
16	**Luke MACRAE**	**1:22.074**	13:42:59.002	3	Honda CB500
16	**Luke MACRAE**	**1:21.853**	13:44:20.855	4	Honda CB500
16	**Luke MACRAE**	**1:21.610**	13:45:42.465	5	Honda CB500
16	**Luke MACRAE**	**1:20.806**	13:47:03.271	6	Honda CB500

Leader History

NO	NAME	FROM LAP	LAPS LED	DISTANCE	VEHICLE
43	**Max SILVESTER**	1	1	1.94 miles	Honda CB500
16	**Luke MACRAE**	2	6	11.87 miles	Honda CB500

BMCRC - MRO Championships - Rnd 6 @ Donington Park National

Thunderbike 500

RACE 5 - STATISTICS

CLASS : C3

11 Starters

Fastest Lap History

NO	NAME	LAP TIME	TIME OF DAY	LAP	VEHICLE
62	**Max MACRAE**	**1:21.668**	13:41:37.771	2	Honda CB500
62	**Max MACRAE**	**1:21.442**	13:44:20.927	4	Honda CB500
62	**Max MACRAE**	**1:20.785**	13:47:03.648	6	Honda CB500

Leader History

NO	NAME	FROM LAP	LAPS LED	DISTANCE	VEHICLE
62	**Max MACRAE**	1	7	13.81 miles	Honda CB500

BMCRC - MRO Championships - Rnd 6 @ Donington Park National

Thunderbike 500

RACE 15 - GRID (7 Laps)



These results are provisional until the conclusion of any judicial and technical matters.

Donington Park National: 1.9790 miles

Clerk Of Course: Caroline Patterson / Andy Brown	Timekeeper: Richard Evans	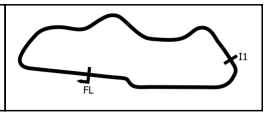

Results can be found at www.tsl-timing.com

Printed - 13:58 Saturday, 25 July 2026

BMCRC - MRO Championships - Rnd 6 @ Donington Park National

Thunderbike 500

RACE 15 - CLASSIFICATION

Race Distance: 7 Laps / 13.85 miles

POS	NO	CL	PIC	NAME	ENTRY	LAPS	TIME	GAP	DIFF	MPH	BEST	ON	GRD	↑↓
1	16	C2	1	Luke MACRAE	Honda CB500 - Helmet City Northlands Fencing	7	9:31.862			86.97	1:20.771	5	4	3
2	24	C1	1	Josh LEANING	Honda CB500 - Shane brocklehurst transport	7	9:31.934	0.072	0.072	86.96	1:21.018	7	5	3
3	34	C1	2	Aaron SILVESTER	Honda CB500 - A & J Racing	7	9:32.011	0.149	0.077	86.94	1:19.215	7	41	38
4	66	C1	3	Benjamin ROUND	Honda CB500 -	7	9:32.337	0.475	0.326	86.89	1:21.106	6	1	-3
5	62	C3	1	Max MACRAE	Honda CB500 - MacRae Racing	7	9:34.850	2.988	2.513	86.51	1:21.311	4	3	-2
6	23	C1	4	Adrian KERSHAW	Honda CB500 - ADK Racing	7	9:39.045	7.183	4.195	85.89	1:21.841	4	6	0
7	87	C1	5	Finn CHALK	Honda CB500 - FCR	7	9:39.099	7.237	0.054	85.88	1:21.211	3	2	-5
8	7	C2	2	Shaun O'HARA	Honda CB500 - Advanced Vehicle Alarms	7	9:49.544	17.682	10.445	84.36	1:22.571	2	11	3
9	75	C2	3	Peter WOODALL	Honda CB500 - RevdCoin	7	9:49.607	17.745	0.063	84.35	1:22.959	2	9	0
10	1	C2	4	Daniel NORTH	Honda CB500 - ROAM Cafe Bistro	7	9:49.679	17.817	0.072	84.34	1:22.851	7	12	2
11	90	C1	6	Alexander MANN	Honda CB500 - HS RACING	7	9:50.144	18.282	0.465	84.27	1:22.593	2	10	-1
12	626	C2	5	Jamie HORNER	Honda CB500 - TRENT TRACTORS AND MOWERS	7	9:51.449	19.587	1.305	84.09	1:23.559	7	14	2
13	505	C2	6	Philip I'ANSON (R)	Honda CB500 - HG Heat	7	9:56.978	25.116	5.529	83.31	1:23.847	2	13	0
14	26	C3	2	Colt DWYER	Honda CB500 - Regal Aluminium	7	9:58.337	26.475	1.359	83.12	1:23.466	6	16	2
15	11	C1	7	Mark OSBORNE	Honda CB500 - PAL driving school	7	10:00.191	28.329	1.854	82.86	1:23.834	4	18	3
16	76	C3	3	Ian CARTER	Honda CB500 - ATO Racing + Moyes investments	7	10:00.455	28.593	0.264	82.83	1:24.092	7	19	3
17	36	C3	4	Joe BALDRY	Honda CB500 - Chilton Motors	7	10:00.681	28.819	0.226	82.79	1:24.416	4	21	4
18	68	C1	8	Martyn JOHNS (R)	Honda CB500 - Stack Dynamics	7	10:01.906	30.044	1.225	82.63	1:24.587	6	17	-1
19	25	C1	9	Dylan JORDAN (R)	Honda CB500 - Delta T Racing	7	10:05.737	33.875	3.831	82.10	1:24.848	7	20	1
20	112	C1	10	Spencer BAKER (R)	Honda CB500 - SB Racing	7	10:05.960	34.098	0.223	82.07	1:25.027	7	15	-5
21	22	C3	5	Simon FINCH	Honda CB500 -	7	10:06.372	34.510	0.412	82.02	1:24.667	6	26	5
22	110	C3	6	Will KEARNEY	Honda CB500 - WILLYDRIZZLE.COM	7	10:06.662	34.800	0.290	81.98	1:25.494	7	22	0
23	82	C3	7	Jack WOLFF	Honda CB500 -	7	10:11.948	40.086	5.286	81.27	1:25.817	4	28	5
24	30	C3	8	Jordan BUTLER (R)	Honda CB500 - JB Racing with Double D Graphics	7	10:12.020	40.158	0.072	81.26	1:25.131	4	23	-1
25	80	C1	11	Rachel STACEY	Honda CB500 - ATO Racing	7	10:13.696	41.834	1.676	81.04	1:26.016	7	25	0
26	97	C1	12	Graeme JOHNSTONE (R)	Honda CB500 - Colin Johnstone Electrical	7	10:14.233	42.371	0.537	80.97	1:25.702	7	27	1
27	42	C3	9	Gary ADORJAN	Honda CB500 - Hippo Racing	7	10:14.523	42.661	0.290	80.93	1:25.406	7	24	-3
28	906	C1	13	Camille GUYOT (R)	Honda CB500 -	7	10:18.071	46.209	3.548	80.46	1:26.231	7	33	5
29	716	C2	7	Stephen DAVIES (R)	Honda CB500 -	7	10:25.895	54.033	7.824	79.46	1:27.355	7	29	0
30	132	C1	14	Darren MELL (R)	Honda CB500 - The Boiler People Limited	7	10:29.077	57.215	3.182	79.06	1:27.873	7	30	0
31	77	C1	15	Wayne DRAKE	Honda CB500 - None	7	10:29.678	57.816	0.601	78.98	1:28.225	6	31	0
32	838	C2	8	Ben PARKINSON (R)	Honda CB500 - RabbitHole barbers	7	10:37.708	1:05.846	8.030	77.99	1:28.785	2	37	5
33	155	C1	16	Paul ADAMS (R)	Honda CB500 - Adams Motor Repairs Ltd	7	10:38.041	1:06.179	0.333	77.95	1:29.022	2	32	-1
34	57	C2	9	Dan PERKINS (R)	Honda CB500 -	7	10:38.422	1:06.560	0.381	77.90	1:29.303	2	35	1
35	175	C2	10	Jack SUMNER (R)	Honda CB500 -	7	10:38.682	1:06.820	0.260	77.87	1:29.184	7	38	3
36	425	C3	10	Jonathan CARPENTER (R)	Honda CB500 - Morgan Price International Healthcare Ltd	7	10:39.077	1:07.215	0.395	77.82	1:29.183	6	36	0
37	172	C3	11	Bobby CAMPBELL	Honda CB500 - RAF Motorsports	7	10:39.716	1:07.854	0.639	77.74	1:29.598	2	34	-3
38	909	C2	11	Steven SMITH (R)	Honda CB500 -	7	11:02.622	1:30.760	22.906	75.05	1:32.091	2	40	2
39	636	C2	12	Bradley CATLING	Honda CB500 - Electric avenue Leeds Ltd	6	9:35.724	1 Lap	1 Lap	74.01	1:33.319	5	39	0
					NOT CLASSIFIED									
DNF	116	C1		Owen WILKINSON	Honda CB500 -	0							7	
					NOT STARTED									
NS	43	C2		Max SILVESTER	Honda CB500 - SRT Supplies								8	
					FASTEST LAP									
	34	C1		Aaron SILVESTER	Honda CB500 - A & J Racing	7	1:19.215			89.94 mph		144.74 kph		
	16	C2		Luke MACRAE	Honda CB500 - Helmet City Northlands Fencing	5	1:20.771			88.20 mph		141.95 kph		
	62	C3		Max MACRAE	Honda CB500 - MacRae Racing	4	1:21.311			87.62 mph		141.01 kph		

Class C2 - 92.5% of Race Speed = 80.44 mph
Class C1 - 92.5% of Race Speed = 80.43 mph
Class C3 - 92.5% of Race Speed = 80.02 mph

Weather / Track : Bright / Dry
These results are provisional until the conclusion of any judicial and technical matters.

Date: 25/07/2026 Start: 16:46 Finish: 16:56
Donington Park National: 1.9790 miles

Clerk Of Course: Caroline Patterson / Andy Brown

Timekeeper: Richard Evans

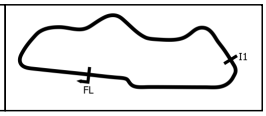

Results can be found at www.tsl-timing.com

Printed - 17:08 Saturday, 25 July 2026

BMCRC - MRO Championships - Rnd 6 @ Donington Park National

Thunderbike 500

RACE 15 - LAP CHART

LAP 1 @ 16:48:19.408

NO	BEHIND	LAP TIME
87		1:24.044
66	0.013	1:24.057
16	0.291	1:24.335
24	0.444	1:24.488
62	0.934	1:24.978
23	2.304	1:26.348
1	2.988	1:27.032
75	3.305	1:27.349
90	3.864	1:27.908
7	4.417	1:28.461
626	4.909	1:28.953
505	4.996	1:29.040
76	5.959	1:30.003
11	6.055	1:30.099
34	6.096	1:30.140
26	6.632	1:30.676
68	6.710	1:30.754
25	6.922	1:30.966
112	7.203	1:31.247
36	7.872	1:31.916
110	7.973	1:32.017
82	8.553	1:32.597
22	8.713	1:32.757
80	9.793	1:33.837
42	10.161	1:34.205
97	10.418	1:34.462
77	11.446	1:35.490
30	12.090	1:36.134
172	12.660	1:36.704
132	12.716	1:36.760
906	13.088	1:37.132
155	13.221	1:37.265
57	13.585	1:37.629
716	13.757	1:37.801
838	14.615	1:38.659
425	15.127	1:39.171
175	16.084	1:40.128
909	16.665	1:40.709
636	19.086	1:43.130

LAP 2 @ 16:49:41.000

NO	BEHIND	LAP TIME
24		1:21.148
87	0.171	1:21.763
16	0.416	1:21.717
66	0.637	1:22.216
62	1.041	1:21.699
23	2.616	1:21.904
75	4.672	1:22.959
1	4.778	1:23.382
90	4.865	1:22.593
7	5.396	1:22.571
34	5.773	1:21.269
626	6.938	1:23.621
505	7.251	1:23.847
68	10.024	1:24.906
76	10.301	1:25.934
26	10.573	1:25.533
11	10.667	1:26.204
36	11.242	1:24.962
25	11.707	1:26.377
112	12.118	1:26.507
110	12.445	1:26.064
82	13.174	1:26.213
22	13.661	1:26.540
80	14.856	1:26.655
97	15.206	1:26.380
42	15.682	1:27.113
30	17.637	1:27.139
906	18.728	1:27.232
77	18.818	1:28.964
132	19.837	1:28.713
716	20.069	1:27.904
155	20.651	1:29.022
172	20.666	1:29.598
57	21.296	1:29.303
838	21.808	1:28.785
425	23.489	1:29.954
175	23.999	1:29.507
909	27.164	1:32.091
636	32.562	1:35.068

LAP 3 @ 16:51:02.124

NO	BEHIND	LAP TIME
24		1:21.124
87	0.258	1:21.211
16	0.306	1:21.014
66	0.660	1:21.147
62	1.421	1:21.504
23	3.565	1:22.073
34	5.901	1:21.252
1	7.044	1:23.390
75	7.267	1:23.719
7	7.647	1:23.375
90	7.981	1:24.240
626	9.611	1:23.797
505	10.650	1:24.523
76	13.845	1:24.668
68	14.019	1:25.119
36	14.633	1:24.515
11	14.873	1:25.330
26	15.290	1:25.841
25	16.191	1:25.608
112	17.002	1:26.008
110	17.129	1:25.808
82	17.898	1:25.848
22	18.263	1:25.726
97	20.420	1:26.338
80	20.936	1:27.204
42	21.190	1:26.632
30	22.637	1:26.124
906	24.398	1:26.794
77	26.444	1:28.750
716	26.656	1:27.711
132	28.020	1:29.307
155	28.882	1:29.355
57	29.483	1:29.311
838	30.024	1:29.340
172	30.245	1:30.703
425	33.239	1:30.874
175	33.684	1:30.809
909	38.982	1:32.942
636	45.150	1:33.712

LAP 4 @ 16:52:23.446

NO	BEHIND	LAP TIME
24		1:21.322
16	0.352	1:21.368
87	0.442	1:21.506
66	0.543	1:21.205
62	1.410	1:21.311
23	4.084	1:21.841
34	4.309	1:19.730
7	9.260	1:22.935
75	9.346	1:23.401
1	9.411	1:23.689
90	9.778	1:23.119
626	12.115	1:23.826
505	14.072	1:24.744
11	17.385	1:23.834
36	17.727	1:24.416
76	18.099	1:25.576
68	18.185	1:25.488
26	18.470	1:24.502
112	20.888	1:25.208
110	21.315	1:25.508
25	21.566	1:26.697
82	22.393	1:25.817
22	22.990	1:26.049
97	25.265	1:26.167
80	26.141	1:26.527
30	26.446	1:25.131
42	26.696	1:26.828
906	29.799	1:26.723
716	33.593	1:28.259
77	35.866	1:30.744
132	35.958	1:29.260
155	37.873	1:30.313
838	38.790	1:30.088
57	38.862	1:30.701
172	39.170	1:30.247
425	41.906	1:29.989
175	42.397	1:30.035
909	51.040	1:33.380
636	57.849	1:34.021

LAP 5 @ 16:53:44.569

NO	BEHIND	LAP TIME
16		1:20.771
24	0.211	1:21.334
66	0.795	1:21.375
62	1.722	1:21.435
87	2.355	1:23.036
34	3.487	1:20.301
23	5.024	1:22.063
75	12.823	1:24.600
1	12.861	1:24.573
90	13.185	1:24.530
7	14.423	1:26.286
626	14.873	1:23.881
505	18.695	1:25.746
11	21.362	1:25.100
26	21.497	1:24.150
36	21.813	1:25.209
76	22.251	1:25.275
68	22.471	1:25.409
112	25.789	1:26.024
25	25.864	1:25.421
110	26.281	1:26.089
22	27.720	1:25.853
82	28.458	1:27.188
97	30.266	1:26.124
30	31.464	1:26.141
80	32.015	1:26.997
42	32.326	1:26.753
906	35.726	1:27.050
716	40.614	1:28.144
132	43.643	1:28.808
77	43.917	1:29.174
838	48.394	1:30.727
155	48.772	1:32.022
57	49.012	1:31.273
172	49.684	1:31.637
175	50.595	1:29.321
425	50.830	1:30.047
909	1:04.582	1:34.665
636	1:10.045	1:33.319

LAP 6 @ 16:55:06.167

NO	BEHIND	LAP TIME
16		1:21.598
24	0.113	1:21.500
66	0.303	1:21.106
62	1.900	1:21.776
34	1.993	1:20.104
87	4.459	1:23.702
23	5.507	1:22.081
75	15.082	1:23.857
7	15.820	1:22.995
90	15.864	1:24.277
1	16.025	1:24.762
626	17.087	1:23.812
505	21.981	1:24.884
26	23.365	1:23.466
11	24.900	1:25.136
36	25.165	1:24.950
68	25.460	1:24.587
76	25.560	1:24.907
25	30.086	1:25.820
112	30.130	1:25.939
110	30.365	1:25.682
22	30.789	1:24.667
82	33.718	1:26.858
30	35.609	1:25.743
80	36.877	1:26.460
97	37.728	1:29.060
42	38.314	1:27.586
906	41.037	1:26.909
716	47.737	1:28.721
132	50.401	1:28.356
77	50.544	1:28.225
838	56.433	1:29.637
57	57.526	1:30.112
155	57.684	1:30.510
425	58.415	1:29.183
175	58.695	1:29.698
172	59.310	1:31.224
909	1:16.907	1:33.923

LAP 7 @ 16:56:27.226

NO	BEHIND	LAP TIME
16		1:21.059
24	0.072	1:21.018
34	0.149	1:19.215
66	0.475	1:21.231
62	2.988	1:22.147
636	1 Lap	1:36.474
23	7.183	1:22.735
87	7.237	1:23.837
7	17.682	1:22.921
75	17.745	1:23.722
1	17.817	1:22.851
90	18.282	1:23.477
626	19.587	1:23.559
505	25.116	1:24.194
26	26.475	1:24.169
11	28.329	1:24.488
76	28.593	1:24.092
36	28.819	1:24.713
68	30.044	1:25.643
25	33.875	1:24.848
112	34.098	1:25.027
22	34.510	1:24.780
110	34.800	1:25.494
82	40.086	1:27.427
30	40.158	1:25.608
80	41.834	1:26.016
97	42.371	1:25.702
42	42.661	1:25.406
906	46.209	1:26.231
716	54.033	1:27.355
132	57.215	1:27.873
77	57.816	1:28.331
838	1:05.846	1:30.472
155	1:06.179	1:29.554
57	1:06.560	1:30.093
175	1:06.820	1:29.184
425	1:07.215	1:29.859
172	1:07.854	1:29.603
909	1:30.760	1:34.912

Weather / Track : Bright / Dry

Donington Park National: 1.9790 miles
Date: 25/07/2026 Start: 16:46 Finish: 16:56

Results can be found at www.tsl-timing.com

Printed - 17:18 Saturday, 25 July 2026

BMCRC - MRO Championships - Rnd 6 @ Donington Park National

Thunderbike 500

RACE 15 - POSITION CHART

No	Name	Lap Pos	1	2	3	4	5	6	7
66	ROUND	1	87	24	24	24	16	16	16
87	CHALK	2	66	87	87	16	24	24	24
62	MACRAE	3	16	16	16	87	66	66	34
16	MACRAE	4	24	66	66	66	62	62	66
24	LEANING	5	62	62	62	62	87	34	62
23	KERSHAW	6	23	23	23	23	34	87	23
116	WILKINSON	7	1	75	34	34	23	23	87
43	SILVESTER	8	75	1	1	7	75	75	7
75	WOODALL	9	90	90	75	75	1	7	75
90	MANN	10	7	7	7	1	90	90	1
7	O'HARA	11	626	34	90	90	7	1	90
1	NORTH	12	505	626	626	626	626	626	626
505	I'ANSON (R)	13	76	505	505	505	505	505	505
626	HORNER	14	11	68	76	11	11	26	26
112	BAKER (R)	15	34	76	68	36	26	11	11
26	DWYER	16	26	26	36	76	36	36	76
68	JOHNS (R)	17	68	11	11	68	76	68	36
11	OSBORNE	18	25	36	26	26	68	76	68
76	CARTER	19	112	25	25	112	112	25	25
25	JORDAN (R)	20	36	112	112	110	25	112	112
36	BALDRY	21	110	110	110	25	110	110	22
110	KEARNEY	22	82	82	82	82	22	22	110
30	BUTLER (R)	23	22	22	22	22	82	82	82
42	ADORJAN	24	80	80	97	97	97	30	30
80	STACEY	25	42	97	80	80	30	80	80
22	FINCH	26	97	42	42	30	80	97	97
97	JOHNSTONE (R)	27	77	30	30	42	42	42	42
82	WOLFF	28	30	906	906	906	906	906	906
716	DAVIES (R)	29	172	77	77	716	716	716	716
132	MELL (R)	30	132	132	716	77	132	132	132
77	DRAKE	31	906	716	132	132	77	77	77
155	ADAMS (R)	32	155	155	155	155	838	838	838
906	GUYOT (R)	33	57	172	57	838	155	57	155
172	CAMPBELL	34	716	57	838	57	57	155	57
57	PERKINS (R)	35	838	838	172	172	172	425	175
425	CARPENTER (R)	36	425	425	425	425	175	175	425
838	PARKINSON (R)	37	175	175	175	175	425	172	172
175	SUMNER (R)	38	909	909	909	909	909	909	909
636	CATLING	39	636	636	636	636	636	636	
909	SMITH (R)	40							
34	SILVESTER	41							

Weather / Track : Bright / Dry

Donington Park National: 1.9790 miles
Date: 25/07/2026 Start: 16:46 Finish: 16:56

Results can be found at www.tsl-timing.com

Printed - 17:18 Saturday, 25 July 2026

BMCRC - MRO Championships - Rnd 6 @ Donington Park National

Thunderbike 500

RACE 15 - SECTOR ANALYSIS

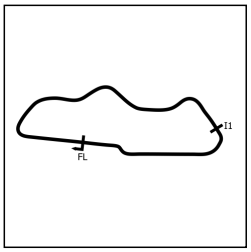

SECTOR 1 = FL to I1, SECTOR 2 = I1 to FL, DIFF = Difference To Personal Best Lap, P = Crossed Finish Line in Pit Lane, D = Time Disallowed

P1 16 C2 Luke MACRAE

Honda CB500 - Helmet City Northlands Fencing

IDEAL LAP TIME : 1:20.509 BEST LAP TIME : 1:20.771 DIFFERENCE : 0.262

LAP	SECTOR 1	SECTOR 2	LAP TIME	MPH	DIFF	TIME OF DAY
1 -		***28.735***	1:24.335	84.47	3.564	16:48:19.699
2 -	52.720	28.997	1:21.717	87.18	0.946	16:49:41.416
3 -	52.101	28.913	1:21.014 **(2)**	87.94	0.243	16:51:02.430
4 -	52.206	29.162	1:21.368	87.56	0.597	16:52:23.798
5 -	***51.774***	28.997	***1:20.771*** **(1)**	***88.20***		***16:53:44.569***
6 -	52.377	29.221	1:21.598	87.31	0.827	16:55:06.167
7 -	52.163	28.896	1:21.059 **(3)**	87.89	0.288	16:56:27.226

P2 24 C1 Josh LEANING

Honda CB500 - Shane brocklehurst transport

IDEAL LAP TIME : 1:20.670 BEST LAP TIME : 1:21.018 DIFFERENCE : 0.348

LAP	SECTOR 1	SECTOR 2	LAP TIME	MPH	DIFF	TIME OF DAY
1 -		***28.768***	1:24.488	84.32	3.470	16:48:19.852
2 -	52.316	28.832	1:21.148 **(3)**	87.79	0.130	16:49:41.000
3 -	52.013	29.111	1:21.124 **(2)**	87.82	0.106	16:51:02.124
4 -	52.185	29.137	1:21.322	87.61	0.304	16:52:23.446
5 -	***51.902***	29.432	1:21.334	87.59	0.316	16:53:44.780
6 -	52.116	29.384	1:21.500	87.41	0.482	16:55:06.280
7 -	52.137	28.881	***1:21.018*** **(1)**	***87.93***		***16:56:27.298***

P3 34 C1 Aaron SILVESTER

Honda CB500 - A & J Racing

IDEAL LAP TIME : 1:19.215 BEST LAP TIME : 1:19.215 DIFFERENCE : 0.000

LAP	SECTOR 1	SECTOR 2	LAP TIME	MPH	DIFF	TIME OF DAY
1 -		29.445	1:30.140	79.03	10.925	16:48:25.504
2 -	52.449	28.820	1:21.269	87.66	2.054	16:49:46.773
3 -	52.380	28.872	1:21.252	87.68	2.037	16:51:08.025
4 -	51.149	28.581	1:19.730 **(2)**	89.35	0.515	16:52:27.755
5 -	51.323	28.978	1:20.301	88.72	1.086	16:53:48.056
6 -	51.319	28.785	1:20.104 **(3)**	88.94	0.889	16:55:08.160
7 -	***50.701***	***28.514***	***1:19.215*** **(1)**	***89.94***		***16:56:27.375***

P4 66 C1 Benjamin ROUND

Honda CB500 -

IDEAL LAP TIME : 1:20.339 BEST LAP TIME : 1:21.106 DIFFERENCE : 0.767

LAP	SECTOR 1	SECTOR 2	LAP TIME	MPH	DIFF	TIME OF DAY
1 -		29.008	1:24.057	84.75	2.951	16:48:19.421
2 -	53.667	***28.549***	1:22.216	86.65	1.110	16:49:41.637
3 -	52.066	29.081	1:21.147 **(2)**	87.79	0.041	16:51:02.784
4 -	52.108	29.097	1:21.205 **(3)**	87.73	0.099	16:52:23.989
5 -	52.584	28.791	1:21.375	87.55	0.269	16:53:45.364
6 -	***51.790***	29.316	***1:21.106*** **(1)**	***87.84***		***16:55:06.470***
7 -	52.184	29.047	1:21.231	87.70	0.125	16:56:27.701

P5 62 C3 Max MACRAE

Honda CB500 - MacRae Racing

IDEAL LAP TIME : 1:21.163 BEST LAP TIME : 1:21.311 DIFFERENCE : 0.148

LAP	SECTOR 1	SECTOR 2	LAP TIME	MPH	DIFF	TIME OF DAY
1 -		***28.992***	1:24.978	83.84	3.667	16:48:20.342
2 -	52.585	29.114	1:21.699	87.20	0.388	16:49:42.041
3 -	52.445	29.059	1:21.504 **(3)**	87.41	0.193	16:51:03.545
4 -	52.208	29.103	***1:21.311*** **(1)**	***87.62***		***16:52:24.856***
5 -	***52.171***	29.264	1:21.435 **(2)**	87.48	0.124	16:53:46.291
6 -	52.425	29.351	1:21.776	87.12	0.465	16:55:08.067
7 -	52.496	29.651	1:22.147	86.73	0.836	16:56:30.214

BMCRC - MRO Championships - Rnd 6 @ Donington Park National

Thunderbike 500

RACE 15 - SECTOR ANALYSIS

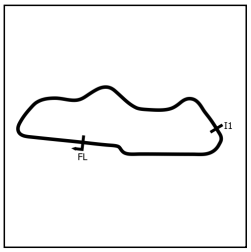

SECTOR 1 = FL to I1, SECTOR 2 = I1 to FL, DIFF = Difference To Personal Best Lap, P = Crossed Finish Line in Pit Lane, D = Time Disallowed

P6 23 C1 Adrian KERSHAW — Honda CB500 - ADK Racing

IDEAL LAP TIME : 1:21.801 BEST LAP TIME : 1:21.841 DIFFERENCE : 0.040

LAP	SECTOR 1	SECTOR 2	LAP TIME	MPH	DIFF	TIME OF DAY
1 -		29.618	1:26.348	82.51	4.507	16:48:21.712
2 -	52.547	***29.357***	1:21.904 **(2)**	86.98	0.063	16:49:43.616
3 -	52.535	29.538	1:22.073	86.80	0.232	16:51:05.689
4 -	***52.444***	29.397	***1:21.841*** **(1)**	***87.05***		***16:52:27.530***
5 -	52.463	29.600	1:22.063 **(3)**	86.81	0.222	16:53:49.593
6 -	52.698	29.383	1:22.081	86.80	0.240	16:55:11.674
7 -	52.602	30.133	1:22.735	86.11	0.894	16:56:34.409

P7 87 C1 Finn CHALK — Honda CB500 - FCR

IDEAL LAP TIME : 1:20.758 BEST LAP TIME : 1:21.211 DIFFERENCE : 0.453

LAP	SECTOR 1	SECTOR 2	LAP TIME	MPH	DIFF	TIME OF DAY
1 -		***28.773***	1:24.044	84.77	2.833	16:48:19.408
2 -	52.587	29.176	1:21.763 **(3)**	87.13	0.552	16:49:41.171
3 -	***51.985***	29.226	***1:21.211*** **(1)**	***87.73***		***16:51:02.382***
4 -	52.072	29.434	1:21.506 **(2)**	87.41	0.295	16:52:23.888
5 -	53.130	29.906	1:23.036	85.80	1.825	16:53:46.924
6 -	53.574	30.128	1:23.702	85.11	2.491	16:55:10.626
7 -	53.648	30.189	1:23.837	84.98	2.626	16:56:34.463

P8 7 C2 Shaun O'HARA — Honda CB500 - Advanced Vehicle Alarms

IDEAL LAP TIME : 1:22.571 BEST LAP TIME : 1:22.571 DIFFERENCE : 0.000

LAP	SECTOR 1	SECTOR 2	LAP TIME	MPH	DIFF	TIME OF DAY
1 -		29.783	1:28.461	80.53	5.890	16:48:23.825
2 -	***52.958***	***29.613***	***1:22.571*** **(1)**	***86.28***		***16:49:46.396***
3 -	53.584	29.791	1:23.375	85.45	0.804	16:51:09.771
4 -	53.210	29.725	1:22.935 **(3)**	85.90	0.364	16:52:32.706
5 -	56.114	30.172	1:26.286	82.57	3.715	16:53:58.992
6 -	53.176	29.819	1:22.995	85.84	0.424	16:55:21.987
7 -	53.201	29.720	1:22.921 **(2)**	85.92	0.350	16:56:44.908

P9 75 C2 Peter WOODALL — Honda CB500 - RevdCoin

IDEAL LAP TIME : 1:22.945 BEST LAP TIME : 1:22.959 DIFFERENCE : 0.014

LAP	SECTOR 1	SECTOR 2	LAP TIME	MPH	DIFF	TIME OF DAY
1 -		***29.665***	1:27.349	81.56	4.390	16:48:22.713
2 -	***53.280***	29.679	***1:22.959*** **(1)**	***85.88***		***16:49:45.672***
3 -	53.927	29.792	1:23.719 **(3)**	85.10	0.760	16:51:09.391
4 -	53.421	29.980	1:23.401 **(2)**	85.42	0.442	16:52:32.792
5 -	53.815	30.785	1:24.600	84.21	1.641	16:53:57.392
6 -	53.711	30.146	1:23.857	84.96	0.898	16:55:21.249
7 -	53.747	29.975	1:23.722	85.09	0.763	16:56:44.971

P10 1 C2 Daniel NORTH — Honda CB500 - ROAM Cafe Bistro

IDEAL LAP TIME : 1:22.781 BEST LAP TIME : 1:22.851 DIFFERENCE : 0.070

LAP	SECTOR 1	SECTOR 2	LAP TIME	MPH	DIFF	TIME OF DAY
1 -		29.545	1:27.032	81.86	4.181	16:48:22.396
2 -	***53.289***	30.093	1:23.382 **(2)**	85.44	0.531	16:49:45.778
3 -	53.562	29.828	1:23.390 **(3)**	85.43	0.539	16:51:09.168
4 -	53.819	29.870	1:23.689	85.13	0.838	16:52:32.857
5 -	53.628	30.945	1:24.573	84.24	1.722	16:53:57.430
6 -	54.448	30.314	1:24.762	84.05	1.911	16:55:22.192
7 -	53.359	***29.492***	***1:22.851*** **(1)**	***85.99***		***16:56:45.043***

BMCRC - MRO Championships - Rnd 6 @ Donington Park National

Thunderbike 500

RACE 15 - SECTOR ANALYSIS

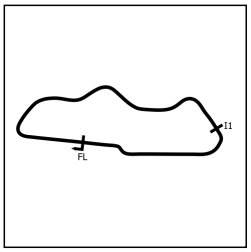

SECTOR 1 = FL to I1, SECTOR 2 = I1 to FL, DIFF = Difference To Personal Best Lap, P = Crossed Finish Line in Pit Lane, D = Time Disallowed

P11 90 C1 Alexander MANN

Honda CB500 - HS RACING

IDEAL LAP TIME : 1:22.538 BEST LAP TIME : 1:22.593 DIFFERENCE : 0.055

LAP	SECTOR 1	SECTOR 2	LAP TIME	MPH	DIFF	TIME OF DAY
1 -		29.535	1:27.908	81.04	5.315	16:48:23.272
2 -	53.264	***29.329***	***1:22.593*** **(1)**	***86.26***		***16:49:45.865***
3 -	54.309	29.931	1:24.240	84.57	1.647	16:51:10.105
4 -	***53.209***	29.910	1:23.119 **(2)**	85.71	0.526	16:52:33.224
5 -	53.932	30.598	1:24.530	84.28	1.937	16:53:57.754
6 -	54.287	29.990	1:24.277	84.53	1.684	16:55:22.031
7 -	53.967	29.510	1:23.477 **(3)**	85.34	0.884	16:56:45.508

P12 626 C2 Jamie HORNER

Honda CB500 - TRENT TRACTORS AND MOWERS

IDEAL LAP TIME : 1:23.268 BEST LAP TIME : 1:23.559 DIFFERENCE : 0.291

LAP	SECTOR 1	SECTOR 2	LAP TIME	MPH	DIFF	TIME OF DAY
1 -		30.012	1:28.953	80.09	5.394	16:48:24.317
2 -	53.997	***29.624***	1:23.621 **(2)**	85.20	0.062	16:49:47.938
3 -	53.971	29.826	1:23.797 **(3)**	85.02	0.238	16:51:11.735
4 -	53.858	29.968	1:23.826	84.99	0.267	16:52:35.561
5 -	53.776	30.105	1:23.881	84.93	0.322	16:53:59.442
6 -	***53.644***	30.168	1:23.812	85.00	0.253	16:55:23.254
7 -	53.858	29.701	***1:23.559*** **(1)**	***85.26***		***16:56:46.813***

P13 505 C2 Philip I'ANSON (R)

Honda CB500 - HG Heat

IDEAL LAP TIME : 1:23.490 BEST LAP TIME : 1:23.847 DIFFERENCE : 0.357

LAP	SECTOR 1	SECTOR 2	LAP TIME	MPH	DIFF	TIME OF DAY
1 -		***29.790***	1:29.040	80.01	5.193	16:48:24.404
2 -	***53.700***	30.147	***1:23.847*** **(1)**	***84.97***		***16:49:48.251***
3 -	54.322	30.201	1:24.523 **(3)**	84.29	0.676	16:51:12.774
4 -	54.254	30.490	1:24.744	84.07	0.897	16:52:37.518
5 -	54.675	31.071	1:25.746	83.09	1.899	16:54:03.264
6 -	54.311	30.573	1:24.884	83.93	1.037	16:55:28.148
7 -	53.979	30.215	1:24.194 **(2)**	84.62	0.347	16:56:52.342

P14 26 C3 Colt DWYER

Honda CB500 - Regal Aluminium

IDEAL LAP TIME : 1:23.370 BEST LAP TIME : 1:23.466 DIFFERENCE : 0.096

LAP	SECTOR 1	SECTOR 2	LAP TIME	MPH	DIFF	TIME OF DAY
1 -		30.507	1:30.676	78.57	7.210	16:48:26.040
2 -	54.500	31.033	1:25.533	83.29	2.067	16:49:51.573
3 -	55.115	30.726	1:25.841	82.99	2.375	16:51:17.414
4 -	54.497	***30.005***	1:24.502	84.31	1.036	16:52:41.916
5 -	53.940	30.210	1:24.150 **(2)**	84.66	0.684	16:54:06.066
6 -	***53.365***	30.101	***1:23.466*** **(1)**	***85.35***		***16:55:29.532***
7 -	54.108	30.061	1:24.169 **(3)**	84.64	0.703	16:56:53.701

P15 11 C1 Mark OSBORNE

Honda CB500 - PAL driving school

IDEAL LAP TIME : 1:23.834 BEST LAP TIME : 1:23.834 DIFFERENCE : 0.000

LAP	SECTOR 1	SECTOR 2	LAP TIME	MPH	DIFF	TIME OF DAY
1 -		30.220	1:30.099	79.07	6.265	16:48:25.463
2 -	55.971	30.233	1:26.204	82.64	2.370	16:49:51.667
3 -	54.828	30.502	1:25.330	83.49	1.496	16:51:16.997
4 -	***53.803***	***30.031***	***1:23.834*** **(1)**	***84.98***		***16:52:40.831***
5 -	54.250	30.850	1:25.100 **(3)**	83.72	1.266	16:54:05.931
6 -	54.942	30.194	1:25.136	83.68	1.302	16:55:31.067
7 -	54.304	30.184	1:24.488 **(2)**	84.32	0.654	16:56:55.555

BMCRC - MRO Championships - Rnd 6 @ Donington Park National

Thunderbike 500

RACE 15 - SECTOR ANALYSIS

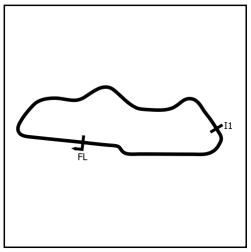

SECTOR 1 = FL to I1, SECTOR 2 = I1 to FL, DIFF = Difference To Personal Best Lap, P = Crossed Finish Line in Pit Lane, D = Time Disallowed

P16 76 C3 Ian CARTER — Honda CB500 - ATO Racing + Moyes investments

IDEAL LAP TIME : 1:24.092 BEST LAP TIME : 1:24.092 DIFFERENCE : 0.000

LAP	SECTOR 1	SECTOR 2	LAP TIME		MPH	DIFF	TIME OF DAY
1 -		30.364	1:30.003		79.15	5.911	16:48:25.367
2 -	55.190	30.744	1:25.934		82.90	1.842	16:49:51.301
3 -	54.492	30.176	1:24.668	(2)	84.14	0.576	16:51:15.969
4 -	54.411	31.165	1:25.576		83.25	1.484	16:52:41.545
5 -	54.519	30.756	1:25.275		83.54	1.183	16:54:06.820
6 -	54.388	30.519	1:24.907	(3)	83.91	0.815	16:55:31.727
7 -	***54.124***	***29.968***	***1:24.092***	**(1)**	***84.72***		***16:56:55.819***

P17 36 C3 Joe BALDRY — Honda CB500 - Chilton Motors

IDEAL LAP TIME : 1:24.151 BEST LAP TIME : 1:24.416 DIFFERENCE : 0.265

LAP	SECTOR 1	SECTOR 2	LAP TIME		MPH	DIFF	TIME OF DAY
1 -		30.754	1:31.916		77.51	7.500	16:48:27.280
2 -	54.351	30.611	1:24.962		83.85	0.546	16:49:52.242
3 -	54.579	***29.936***	1:24.515	(2)	84.30	0.099	16:51:16.757
4 -	***54.215***	30.201	***1:24.416***	**(1)**	***84.39***		***16:52:41.173***
5 -	54.237	30.972	1:25.209		83.61	0.793	16:54:06.382
6 -	54.360	30.590	1:24.950		83.86	0.534	16:55:31.332
7 -	54.231	30.482	1:24.713	(3)	84.10	0.297	16:56:56.045

P18 68 C1 Martyn JOHNS (R) — Honda CB500 - Stack Dynamics

IDEAL LAP TIME : 1:23.909 BEST LAP TIME : 1:24.587 DIFFERENCE : 0.678

LAP	SECTOR 1	SECTOR 2	LAP TIME		MPH	DIFF	TIME OF DAY
1 -		32.126	1:30.754		78.50	6.167	16:48:26.118
2 -	54.953	***29.953***	1:24.906	(2)	83.91	0.319	16:49:51.024
3 -	54.416	30.703	1:25.119	(3)	83.70	0.532	16:51:16.143
4 -	54.101	31.387	1:25.488		83.34	0.901	16:52:41.631
5 -	54.665	30.744	1:25.409		83.41	0.822	16:54:07.040
6 -	***53.956***	30.631	***1:24.587***	**(1)**	***84.22***		***16:55:31.627***
7 -	54.084	31.559	1:25.643		83.19	1.056	16:56:57.270

P19 25 C1 Dylan JORDAN (R) — Honda CB500 - Delta T Racing

IDEAL LAP TIME : 1:24.848 BEST LAP TIME : 1:24.848 DIFFERENCE : 0.000

LAP	SECTOR 1	SECTOR 2	LAP TIME		MPH	DIFF	TIME OF DAY
1 -		30.465	1:30.966		78.32	6.118	16:48:26.330
2 -	55.807	30.570	1:26.377		82.48	1.529	16:49:52.707
3 -	55.257	30.351	1:25.608	(3)	83.22	0.760	16:51:18.315
4 -	56.243	30.454	1:26.697		82.17	1.849	16:52:45.012
5 -	54.805	30.616	1:25.421	(2)	83.40	0.573	16:54:10.433
6 -	55.253	30.567	1:25.820		83.01	0.972	16:55:36.253
7 -	***54.502***	***30.346***	***1:24.848***	**(1)**	***83.96***		***16:57:01.101***

P20 112 C1 Spencer BAKER (R) — Honda CB500 - SB Racing

IDEAL LAP TIME : 1:24.935 BEST LAP TIME : 1:25.027 DIFFERENCE : 0.092

LAP	SECTOR 1	SECTOR 2	LAP TIME		MPH	DIFF	TIME OF DAY
1 -		30.366	1:31.247		78.08	6.220	16:48:26.611
2 -	55.761	30.746	1:26.507		82.35	1.480	16:49:53.118
3 -	55.004	31.004	1:26.008		82.83	0.981	16:51:19.126
4 -	***54.577***	30.631	1:25.208	(2)	83.61	0.181	16:52:44.334
5 -	55.295	30.729	1:26.024		82.82	0.997	16:54:10.358
6 -	55.123	30.816	1:25.939	(3)	82.90	0.912	16:55:36.297
7 -	54.669	***30.358***	***1:25.027***	**(1)**	***83.79***		***16:57:01.324***

BMCRC - MRO Championships - Rnd 6 @ Donington Park National

Thunderbike 500

RACE 15 - SECTOR ANALYSIS

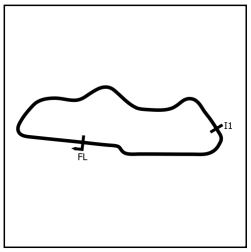

SECTOR 1 = FL to I1, SECTOR 2 = I1 to FL, DIFF = Difference To Personal Best Lap, P = Crossed Finish Line in Pit Lane, D = Time Disallowed

P21 22 C3 Simon FINCH

Honda CB500 -

IDEAL LAP TIME : 1:24.458 BEST LAP TIME : 1:24.667 DIFFERENCE : 0.209

LAP	SECTOR 1	SECTOR 2	LAP TIME	MPH	DIFF	TIME OF DAY
1 -		31.094	1:32.757	76.80	8.090	16:48:28.121
2 -	55.413	31.127	1:26.540	82.32	1.873	16:49:54.661
3 -	55.117	30.609	1:25.726 (3)	83.10	1.059	16:51:20.387
4 -	54.943	31.106	1:26.049	82.79	1.382	16:52:46.436
5 -	54.856	30.997	1:25.853	82.98	1.186	16:54:12.289
6 -	54.369	***30.298***	***1:24.667*** **(1)**	***84.14***		***16:55:36.956***
7 -	***54.160***	30.620	1:24.780 (2)	84.03	0.113	16:57:01.736

P22 110 C3 Will KEARNEY

Honda CB500 - WILLYDRIZZLE.COM

IDEAL LAP TIME : 1:25.047 BEST LAP TIME : 1:25.494 DIFFERENCE : 0.447

LAP	SECTOR 1	SECTOR 2	LAP TIME	MPH	DIFF	TIME OF DAY
1 -		30.689	1:32.017	77.42	6.523	16:48:27.381
2 -	55.226	30.838	1:26.064	82.78	0.570	16:49:53.445
3 -	54.895	30.913	1:25.808	83.03	0.314	16:51:19.253
4 -	54.899	30.609	1:25.508 (2)	83.32	0.014	16:52:44.761
5 -	***54.719***	31.370	1:26.089	82.75	0.595	16:54:10.850
6 -	54.994	30.688	1:25.682 (3)	83.15	0.188	16:55:36.532
7 -	55.166	***30.328***	***1:25.494*** **(1)**	***83.33***		***16:57:02.026***

P23 82 C3 Jack WOLFF

Honda CB500 -

IDEAL LAP TIME : 1:25.709 BEST LAP TIME : 1:25.817 DIFFERENCE : 0.108

LAP	SECTOR 1	SECTOR 2	LAP TIME	MPH	DIFF	TIME OF DAY
1 -		***30.683***	1:32.597	76.94	6.780	16:48:27.961
2 -	55.410	30.803	1:26.213 (3)	82.63	0.396	16:49:54.174
3 -	***55.026***	30.822	1:25.848 (2)	82.99	0.031	16:51:20.022
4 -	55.127	30.690	***1:25.817*** **(1)**	***83.02***		***16:52:45.839***
5 -	55.764	31.424	1:27.188	81.71	1.371	16:54:13.027
6 -	55.741	31.117	1:26.858	82.02	1.041	16:55:39.885
7 -	55.886	31.541	1:27.427	81.49	1.610	16:57:07.312

P24 30 C3 Jordan BUTLER (R)

Honda CB500 - JB Racing with Double D Graphics

IDEAL LAP TIME : 1:25.053 BEST LAP TIME : 1:25.131 DIFFERENCE : 0.078

LAP	SECTOR 1	SECTOR 2	LAP TIME	MPH	DIFF	TIME OF DAY
1 -		31.527	1:36.134	74.11	11.003	16:48:31.498
2 -	56.204	30.935	1:27.139	81.76	2.008	16:49:58.637
3 -	55.321	30.803	1:26.124	82.72	0.993	16:51:24.761
4 -	54.538	***30.593***	***1:25.131*** **(1)**	***83.69***		***16:52:49.892***
5 -	54.963	31.178	1:26.141	82.70	1.010	16:54:16.033
6 -	54.899	30.844	1:25.743 (3)	83.09	0.612	16:55:41.776
7 -	***54.460***	31.148	1:25.608 (2)	83.22	0.477	16:57:07.384

P25 80 C1 Rachel STACEY

Honda CB500 - ATO Racing

IDEAL LAP TIME : 1:25.970 BEST LAP TIME : 1:26.016 DIFFERENCE : 0.046

LAP	SECTOR 1	SECTOR 2	LAP TIME	MPH	DIFF	TIME OF DAY
1 -		31.095	1:33.837	75.92	7.821	16:48:29.201
2 -	55.492	31.163	1:26.655	82.21	0.639	16:49:55.856
3 -	55.790	31.414	1:27.204	81.70	1.188	16:51:23.060
4 -	55.447	31.080	1:26.527 (3)	82.34	0.511	16:52:49.587
5 -	55.702	31.295	1:26.997	81.89	0.981	16:54:16.584
6 -	55.592	***30.868***	1:26.460 (2)	82.40	0.444	16:55:43.044
7 -	***55.102***	30.914	***1:26.016*** **(1)**	***82.82***		***16:57:09.060***

BMCRC - MRO Championships - Rnd 6 @ Donington Park National

Thunderbike 500

RACE 15 - SECTOR ANALYSIS

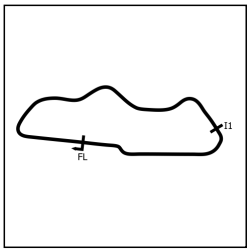

SECTOR 1 = FL to I1, SECTOR 2 = I1 to FL, DIFF = Difference To Personal Best Lap, P = Crossed Finish Line in Pit Lane, D = Time Disallowed

P26 97 C1 Graeme JOHNSTONE (R) Honda CB500 - Colin Johnstone Electrical

IDEAL LAP TIME : 1:25.526 BEST LAP TIME : 1:25.702 DIFFERENCE : 0.176

LAP	SECTOR 1	SECTOR 2	LAP TIME		MPH	DIFF	TIME OF DAY
1 -		31.000	1:34.462		75.42	8.760	16:48:29.826
2 -	55.374	31.006	1:26.380		82.48	0.678	16:49:56.206
3 -	55.676	30.662	1:26.338		82.52	0.636	16:51:22.544
4 -	55.167	31.000	1:26.167	**(3)**	82.68	0.465	16:52:48.711
5 -	***54.987***	31.137	1:26.124	**(2)**	82.72	0.422	16:54:14.835
6 -	57.693	31.367	1:29.060		79.99	3.358	16:55:43.895
7 -	55.163	***30.539***	***1:25.702***	**(1)**	***83.13***		***16:57:09.597***

P27 42 C3 Gary ADORJAN Honda CB500 - Hippo Racing

IDEAL LAP TIME : 1:25.406 BEST LAP TIME : 1:25.406 DIFFERENCE : 0.000

LAP	SECTOR 1	SECTOR 2	LAP TIME		MPH	DIFF	TIME OF DAY
1 -		31.115	1:34.205		75.62	8.799	16:48:29.569
2 -	55.465	31.648	1:27.113		81.78	1.707	16:49:56.682
3 -	55.647	30.985	1:26.632	**(2)**	82.24	1.226	16:51:23.314
4 -	55.568	31.260	1:26.828		82.05	1.422	16:52:50.142
5 -	55.556	31.197	1:26.753	**(3)**	82.12	1.347	16:54:16.895
6 -	55.982	31.604	1:27.586		81.34	2.180	16:55:44.481
7 -	***54.988***	***30.418***	***1:25.406***	**(1)**	***83.42***		***16:57:09.887***

P28 906 C1 Camille GUYOT (R) Honda CB500 -

IDEAL LAP TIME : 1:26.134 BEST LAP TIME : 1:26.231 DIFFERENCE : 0.097

LAP	SECTOR 1	SECTOR 2	LAP TIME		MPH	DIFF	TIME OF DAY
1 -		31.200	1:37.132		73.34	10.901	16:48:32.496
2 -	56.352	30.880	1:27.232		81.67	1.001	16:49:59.728
3 -	55.911	30.883	1:26.794	**(3)**	82.08	0.563	16:51:26.522
4 -	***55.544***	31.179	1:26.723	**(2)**	82.15	0.492	16:52:53.245
5 -	55.685	31.365	1:27.050		81.84	0.819	16:54:20.295
6 -	55.867	31.042	1:26.909		81.97	0.678	16:55:47.204
7 -	55.641	***30.590***	***1:26.231***	**(1)**	***82.62***		***16:57:13.435***

P29 716 C2 Stephen DAVIES (R) Honda CB500 -

IDEAL LAP TIME : 1:27.200 BEST LAP TIME : 1:27.355 DIFFERENCE : 0.155

LAP	SECTOR 1	SECTOR 2	LAP TIME		MPH	DIFF	TIME OF DAY
1 -		32.550	1:37.801		72.84	10.446	16:48:33.165
2 -	56.899	***31.005***	1:27.904	**(3)**	81.05	0.549	16:50:01.069
3 -	56.704	31.007	1:27.711	**(2)**	81.22	0.356	16:51:28.780
4 -	57.173	31.086	1:28.259		80.72	0.904	16:52:57.039
5 -	***56.195***	31.949	1:28.144		80.82	0.789	16:54:25.183
6 -	57.293	31.428	1:28.721		80.30	1.366	16:55:53.904
7 -	56.324	31.031	***1:27.355***	**(1)**	***81.55***		***16:57:21.259***

P30 132 C1 Darren MELL (R) Honda CB500 - The Boiler People Limited

IDEAL LAP TIME : 1:27.873 BEST LAP TIME : 1:27.873 DIFFERENCE : 0.000

LAP	SECTOR 1	SECTOR 2	LAP TIME		MPH	DIFF	TIME OF DAY
1 -		31.707	1:36.760		73.63	8.887	16:48:32.124
2 -	57.463	31.250	1:28.713	**(3)**	80.31	0.840	16:50:00.837
3 -	57.870	31.437	1:29.307		79.77	1.434	16:51:30.144
4 -	57.623	31.637	1:29.260		79.81	1.387	16:52:59.404
5 -	56.959	31.849	1:28.808		80.22	0.935	16:54:28.212
6 -	56.872	31.484	1:28.356	**(2)**	80.63	0.483	16:55:56.568
7 -	***56.685***	***31.188***	***1:27.873***	**(1)**	***81.07***		***16:57:24.441***

BMCRC - MRO Championships - Rnd 6 @ Donington Park National

Thunderbike 500

RACE 15 - SECTOR ANALYSIS

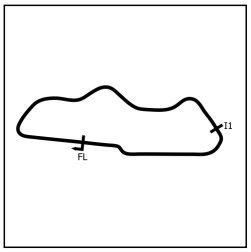

SECTOR 1 = FL to I1, SECTOR 2 = I1 to FL, DIFF = Difference To Personal Best Lap, P = Crossed Finish Line in Pit Lane, D = Time Disallowed

P31 77 C1 Wayne DRAKE

Honda CB500 - None

IDEAL LAP TIME : 1:28.055 BEST LAP TIME : 1:28.225 DIFFERENCE : 0.170

LAP	SECTOR 1	SECTOR 2	LAP TIME		MPH	DIFF	TIME OF DAY
1 -		31.297	1:35.490		74.61	7.265	16:48:30.854
2 -	57.785	***31.179***	1:28.964		80.08	0.739	16:49:59.818
3 -	57.457	31.293	1:28.750	**(3)**	80.27	0.525	16:51:28.568
4 -	58.895	31.849	1:30.744		78.51	2.519	16:52:59.312
5 -	57.496	31.678	1:29.174		79.89	0.949	16:54:28.486
6 -	***56.876***	31.349	***1:28.225***	**(1)**	***80.75***		***16:55:56.711***
7 -	56.943	31.388	1:28.331	**(2)**	80.65	0.106	16:57:25.042

P32 838 C2 Ben PARKINSON (R)

Honda CB500 - RabbitHole barbers

IDEAL LAP TIME : 1:28.780 BEST LAP TIME : 1:28.785 DIFFERENCE : 0.005

LAP	SECTOR 1	SECTOR 2	LAP TIME		MPH	DIFF	TIME OF DAY
1 -		32.185	1:38.659		72.21	9.874	16:48:34.023
2 -	57.375	***31.410***	***1:28.785***	**(1)**	***80.24***		***16:50:02.808***
3 -	***57.370***	31.970	1:29.340	**(2)**	79.74	0.555	16:51:32.148
4 -	58.166	31.922	1:30.088		79.08	1.303	16:53:02.236
5 -	58.974	31.753	1:30.727		78.52	1.942	16:54:32.963
6 -	57.908	31.729	1:29.637	**(3)**	79.48	0.852	16:56:02.600
7 -	58.816	31.656	1:30.472		78.74	1.687	16:57:33.072

P33 155 C1 Paul ADAMS (R)

Honda CB500 - Adams Motor Repairs Ltd

IDEAL LAP TIME : 1:28.708 BEST LAP TIME : 1:29.022 DIFFERENCE : 0.314

LAP	SECTOR 1	SECTOR 2	LAP TIME		MPH	DIFF	TIME OF DAY
1 -		31.734	1:37.265		73.24	8.243	16:48:32.629
2 -	57.940	***31.082***	***1:29.022***	**(1)**	***80.03***		***16:50:01.651***
3 -	***57.626***	31.729	1:29.355	**(2)**	79.73	0.333	16:51:31.006
4 -	58.035	32.278	1:30.313		78.88	1.291	16:53:01.319
5 -	58.808	33.214	1:32.022		77.42	3.000	16:54:33.341
6 -	58.734	31.776	1:30.510		78.71	1.488	16:56:03.851
7 -	58.341	31.213	1:29.554	**(3)**	79.55	0.532	16:57:33.405

P34 57 C2 Dan PERKINS (R)

Honda CB500 -

IDEAL LAP TIME : 1:28.893 BEST LAP TIME : 1:29.303 DIFFERENCE : 0.410

LAP	SECTOR 1	SECTOR 2	LAP TIME		MPH	DIFF	TIME OF DAY
1 -		31.525	1:37.629		72.97	8.326	16:48:32.993
2 -	57.923	***31.380***	***1:29.303***	**(1)**	***79.78***		***16:50:02.296***
3 -	***57.513***	31.798	1:29.311	**(2)**	79.77	0.008	16:51:31.607
4 -	58.430	32.271	1:30.701		78.55	1.398	16:53:02.308
5 -	58.738	32.535	1:31.273		78.05	1.970	16:54:33.581
6 -	58.246	31.866	1:30.112		79.06	0.809	16:56:03.693
7 -	58.602	31.491	1:30.093	**(3)**	79.08	0.790	16:57:33.786

P35 175 C2 Jack SUMNER (R)

Honda CB500 -

IDEAL LAP TIME : 1:28.907 BEST LAP TIME : 1:29.184 DIFFERENCE : 0.277

LAP	SECTOR 1	SECTOR 2	LAP TIME		MPH	DIFF	TIME OF DAY
1 -		32.138	1:40.128		71.15	10.944	16:48:35.492
2 -	57.729	31.778	1:29.507	**(3)**	79.59	0.323	16:50:04.999
3 -	58.449	32.360	1:30.809		78.45	1.625	16:51:35.808
4 -	58.102	31.933	1:30.035		79.13	0.851	16:53:05.843
5 -	***57.346***	31.975	1:29.321	**(2)**	79.76	0.137	16:54:35.164
6 -	57.786	31.912	1:29.698		79.42	0.514	16:56:04.862
7 -	57.623	***31.561***	***1:29.184***	**(1)**	***79.88***		***16:57:34.046***

BMCRC - MRO Championships - Rnd 6 @ Donington Park National

Thunderbike 500

RACE 15 - SECTOR ANALYSIS

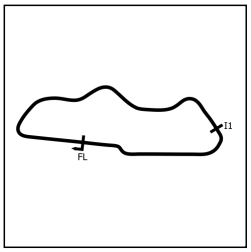

SECTOR 1 = FL to I1, SECTOR 2 = I1 to FL, DIFF = Difference To Personal Best Lap, P = Crossed Finish Line in Pit Lane, D = Time Disallowed

P36 425 C3 Jonathan CARPENTER (R)

Honda CB500 - Morgan Price International Healthcare Ltd

IDEAL LAP TIME : 1:29.183 BEST LAP TIME : 1:29.183 DIFFERENCE : 0.000

LAP	SECTOR 1	SECTOR 2	LAP TIME		MPH	DIFF	TIME OF DAY
1 -		32.237	1:39.171		71.84	9.988	16:48:34.535
2 -	57.962	31.992	1:29.954	(3)	79.20	0.771	16:50:04.489
3 -	58.782	32.092	1:30.874		78.40	1.691	16:51:35.363
4 -	58.000	31.989	1:29.989		79.17	0.806	16:53:05.352
5 -	58.152	31.895	1:30.047		79.12	0.864	16:54:35.399
6 -	***57.689***	***31.494***	***1:29.183***	***(1)***	***79.88***		***16:56:04.582***
7 -	58.005	31.854	1:29.859	(2)	79.28	0.676	16:57:34.441

P37 172 C3 Bobby CAMPBELL

Honda CB500 - RAF Motorsports

IDEAL LAP TIME : 1:29.582 BEST LAP TIME : 1:29.598 DIFFERENCE : 0.016

LAP	SECTOR 1	SECTOR 2	LAP TIME		MPH	DIFF	TIME OF DAY
1 -		32.291	1:36.704		73.67	7.106	16:48:32.068
2 -	57.800	***31.798***	***1:29.598***	***(1)***	***79.51***		***16:50:01.666***
3 -	57.936	32.767	1:30.703		78.54	1.105	16:51:32.369
4 -	57.973	32.274	1:30.247	(3)	78.94	0.649	16:53:02.616
5 -	58.089	33.548	1:31.637		77.74	2.039	16:54:34.253
6 -	58.402	32.822	1:31.224		78.10	1.626	16:56:05.477
7 -	***57.784***	31.819	1:29.603	(2)	79.51	0.005	16:57:35.080

P38 909 C2 Steven SMITH (R)

Honda CB500 -

IDEAL LAP TIME : 1:31.942 BEST LAP TIME : 1:32.091 DIFFERENCE : 0.149

LAP	SECTOR 1	SECTOR 2	LAP TIME		MPH	DIFF	TIME OF DAY
1 -		***32.344***	1:40.709		70.74	8.618	16:48:36.073
2 -	***59.598***	32.493	***1:32.091***	***(1)***	***77.36***		***16:50:08.164***
3 -	59.950	32.992	1:32.942	(2)	76.65	0.851	16:51:41.106
4 -	1:00.203	33.177	1:33.380	(3)	76.29	1.289	16:53:14.486
5 -	1:00.824	33.841	1:34.665		75.26	2.574	16:54:49.151
6 -	1:00.559	33.364	1:33.923		75.85	1.832	16:56:23.074
7 -	1:00.638	34.274	1:34.912		75.06	2.821	16:57:57.986

P39 636 C2 Bradley CATLING

Honda CB500 - Electric avenue Leeds Ltd

IDEAL LAP TIME : 1:32.793 BEST LAP TIME : 1:33.319 DIFFERENCE : 0.526

LAP	SECTOR 1	SECTOR 2	LAP TIME		MPH	DIFF	TIME OF DAY
1 -		32.799	1:43.130		69.08	9.811	16:48:38.494
2 -	1:00.380	34.688	1:35.068		74.94	1.749	16:50:13.562
3 -	1:01.092	32.620	1:33.712	(2)	76.02	0.393	16:51:47.274
4 -	1:01.193	32.828	1:34.021	(3)	75.77	0.702	16:53:21.295
5 -	1:00.758	***32.561***	***1:33.319***	***(1)***	***76.34***		***16:54:54.614***
6 -	***1:00.232***	36.242	1:36.474		73.85	3.155	16:56:31.088

BMCRC - MRO Championships - Rnd 6 @ Donington Park National

Thunderbike 500

RACE 15 - BEST SECTORS

	SECTOR 1		SECTOR 2	
POS	NO	TIME	NO	TIME
1	34	50.701	34	28.514
2	16	51.774	66	28.549
3	66	51.790	16	28.735
4	24	51.902	24	28.768
5	87	51.985	87	28.773
6	62	52.171	62	28.992
7	23	52.444	90	29.329
8	7	52.958	23	29.357
9	90	53.209	1	29.492
10	75	53.280	7	29.613
11	1	53.289	626	29.624
12	26	53.365	75	29.665
13	626	53.644	505	29.790
14	505	53.700	36	29.936
15	11	53.803	68	29.953
16	68	53.956	76	29.968
17	76	54.124	26	30.005
18	22	54.160	11	30.031
19	36	54.215	22	30.298
20	30	54.460	110	30.328
21	25	54.502	25	30.346
22	112	54.577	112	30.358
23	110	54.719	42	30.418
24	97	54.987	97	30.539
25	42	54.988	906	30.590
26	82	55.026	30	30.593
27	80	55.102	82	30.683
28	906	55.544	80	30.868
29	716	56.195	716	31.005
30	132	56.685	155	31.082
31	77	56.876	77	31.179
32	175	57.346	132	31.188
33	838	57.370	57	31.380
34	57	57.513	838	31.410
35	155	57.626	425	31.494
36	425	57.689	175	31.561
37	172	57.784	172	31.798
38	909	59.598	909	32.344
39	636	1:00.232	636	32.561
40				

IDEAL / BEST COMPARISON

POS	NO	NAME	IDEAL	BEST	DIFF
		PERFECT LAP	1:19.215		
1	34	SILVESTER	1:19.215	1:19.215	0.000
2	66	ROUND	1:20.339	1:21.106	0.767
3	16	MACRAE	1:20.509	1:20.771	0.262
4	24	LEANING	1:20.670	1:21.018	0.348
5	87	CHALK	1:20.758	1:21.211	0.453
6	62	MACRAE	1:21.163	1:21.311	0.148
7	23	KERSHAW	1:21.801	1:21.841	0.040
8	90	MANN	1:22.538	1:22.593	0.055
9	7	O'HARA	1:22.571	1:22.571	0.000
10	1	NORTH	1:22.781	1:22.851	0.070
11	75	WOODALL	1:22.945	1:22.959	0.014
12	626	HORNER	1:23.268	1:23.559	0.291
13	26	DWYER	1:23.370	1:23.466	0.096
14	505	I'ANSON (R)	1:23.490	1:23.847	0.357
15	11	OSBORNE	1:23.834	1:23.834	0.000
16	68	JOHNS (R)	1:23.909	1:24.587	0.678
17	76	CARTER	1:24.092	1:24.092	0.000
18	36	BALDRY	1:24.151	1:24.416	0.265
19	22	FINCH	1:24.458	1:24.667	0.209
20	25	JORDAN (R)	1:24.848	1:24.848	0.000
21	112	BAKER (R)	1:24.935	1:25.027	0.092
22	110	KEARNEY	1:25.047	1:25.494	0.447
23	30	BUTLER (R)	1:25.053	1:25.131	0.078
24	42	ADORJAN	1:25.406	1:25.406	0.000
25	97	JOHNSTONE (R)	1:25.526	1:25.702	0.176
26	82	WOLFF	1:25.709	1:25.817	0.108
27	80	STACEY	1:25.970	1:26.016	0.046
28	906	GUYOT (R)	1:26.134	1:26.231	0.097
29	716	DAVIES (R)	1:27.200	1:27.355	0.155
30	132	MELL (R)	1:27.873	1:27.873	0.000
31	77	DRAKE	1:28.055	1:28.225	0.170
32	155	ADAMS (R)	1:28.708	1:29.022	0.314
33	838	PARKINSON (R)	1:28.780	1:28.785	0.005
34	57	PERKINS (R)	1:28.893	1:29.303	0.410
35	175	SUMNER (R)	1:28.907	1:29.184	0.277
36	425	CARPENTER (R)	1:29.183	1:29.183	0.000
37	172	CAMPBELL	1:29.582	1:29.598	0.016
38	909	SMITH (R)	1:31.942	1:32.091	0.149
39	636	CATLING	1:32.793	1:33.319	0.526

Weather / Track : Bright / Dry

Donington Park National: 1.9790 miles
Date: 25/07/2026 Start: 16:46 Finish: 16:56

Results can be found at www.tsl-timing.com

Printed - 17:17 Saturday, 25 July 2026

BMCRC - MRO Championships - Rnd 6 @ Donington Park National

Thunderbike 500

RACE 15 - STATISTICS

Competitors Started	39
Planned Start	2026-07-25 @ 16:27:00.000
Actual Start	2026-07-25 @ 16:46:55.363
Finish Time	2026-07-25 @ 16:56:27.225
Track Length	1.9790mi.
Total Laps	272
Total Distance Covered	538.3062mi.

Session Fastest Lap History

NO	CL	NAME	LAP TIME	TIME OF DAY	LAP	VEHICLE
24	C1	**Josh LEANING**	**1:21.148**	16:49:41.000	2	Honda CB500
24	C1	**Josh LEANING**	**1:21.124**	16:51:02.124	3	Honda CB500
16	C2	**Luke MACRAE**	**1:21.014**	16:51:02.430	3	Honda CB500
34	C1	**Aaron SILVESTER**	**1:19.730**	16:52:27.755	4	Honda CB500
34	C1	**Aaron SILVESTER**	**1:19.215**	16:56:27.375	7	Honda CB500

Session Leader History

NO	CL	NAME	FROM LAP	LAPS LED	DISTANCE	VEHICLE
87	C1	**Finn CHALK**	1	1	1.94 miles	Honda CB500
24	C1	**Josh LEANING**	2	3	5.93 miles	Honda CB500
16	C2	**Luke MACRAE**	5	3	5.93 miles	Honda CB500

Flag History

TYPE	TIME OF DAY
GREEN	16:46:55.363
FINISH	16:56:27.225

Flag Statistics

TYPE	COUNT	TOTAL LAPS	TOTAL TIME
Green	1	7	11:42.607
Red	0	0	0.000
Safety Car	0	0	0.000
FCY	0	0	0.000

Weather / Track : Bright / Dry

Donington Park National: 1.9790 miles
Date: 25/07/2026 Start: 16:46 Finish: 16:56

BMCRC - MRO Championships - Rnd 6 @ Donington Park National

Thunderbike 500

RACE 15 - STATISTICS

CLASS : C1

16 Starters

Fastest Lap History

NO	NAME	LAP TIME	TIME OF DAY	LAP	VEHICLE
24	**Josh LEANING**	**1:21.148**	16:49:41.000	2	Honda CB500
24	**Josh LEANING**	**1:21.124**	16:51:02.124	3	Honda CB500
34	**Aaron SILVESTER**	**1:19.730**	16:52:27.755	4	Honda CB500
34	**Aaron SILVESTER**	**1:19.215**	16:56:27.375	7	Honda CB500

Leader History

NO	NAME	FROM LAP	LAPS LED	DISTANCE	VEHICLE
87	**Finn CHALK**	1	1	1.94 miles	Honda CB500
24	**Josh LEANING**	2	6	11.87 miles	Honda CB500

BMCRC - MRO Championships - Rnd 6 @ Donington Park National

Thunderbike 500

RACE 15 - STATISTICS

CLASS : C2

12 Starters

Fastest Lap History

NO	NAME	LAP TIME	TIME OF DAY	LAP	VEHICLE
16	**Luke MACRAE**	**1:21.717**	16:49:41.416	2	Honda CB500
16	**Luke MACRAE**	**1:21.014**	16:51:02.430	3	Honda CB500
16	**Luke MACRAE**	**1:20.771**	16:53:44.569	5	Honda CB500

Leader History

NO	NAME	FROM LAP	LAPS LED	DISTANCE	VEHICLE
16	**Luke MACRAE**	1	7	13.81 miles	Honda CB500

BMCRC - MRO Championships - Rnd 6 @ Donington Park National

Thunderbike 500

RACE 15 - STATISTICS

CLASS : C3

11 Starters

Fastest Lap History

NO	NAME	LAP TIME	TIME OF DAY	LAP	VEHICLE
62	**Max MACRAE**	**1:21.699**	16:49:42.041	2	Honda CB500
62	**Max MACRAE**	**1:21.504**	16:51:03.545	3	Honda CB500
62	**Max MACRAE**	**1:21.311**	16:52:24.856	4	Honda CB500

Leader History

NO	NAME	FROM LAP	LAPS LED	DISTANCE	VEHICLE
62	**Max MACRAE**	1	7	13.81 miles	Honda CB500

BMCRC - MRO Championships - Rnd 6 @ Donington Park National

Thunderbike 500

RACE 5 - GRID (9 Laps) - AMENDED



These results are provisional until the conclusion of any judicial and technical matters.

Donington Park National: 1.9790 miles

Clerk Of Course: Caroline Patterson / Andy Brown	Timekeeper: Richard Evans	

Results can be found at www.tsl-timing.com

Printed - 08:53 Sunday, 26 July 2026

BMCRC - MRO Championships - Rnd 6 @ Donington Park National

Thunderbike 500

RACE 5 - CLASSIFICATION

Race Distance: 9 Laps / 17.81 miles

POS	NO	CL	PIC	NAME	ENTRY	LAPS	TIME	GAP	DIFF	MPH	BEST	ON	GRD	↑↓
1	34	C1	1	Aaron SILVESTER	Honda CB500 - A & J Racing	9	12:11.386			87.48	1:20.267	9	1	0
2	24	C1	2	Josh LEANING	Honda CB500 - Shane brocklehurst transport	9	12:13.502	2.116	2.116	87.23	1:20.391	3	3	1
3	87	C1	3	Finn CHALK	Honda CB500 - FCR	9	12:20.590	9.204	7.088	86.39	1:21.515	9	5	2
4	16	C2	1	Luke MACRAE	Honda CB500 - Helmet City Northlands Fencing	9	12:21.122	9.736	0.532	86.33	1:21.372	5	2	-2
5	66	C1	4	Benjamin ROUND	Honda CB500 -	9	12:21.151	9.765	0.029	86.33	1:21.655	3	4	-1
6	62	C3	1	Max MACRAE	Honda CB500 - MacRae Racing	9	12:30.905	19.519	9.754	85.21	1:22.294	8	6	0
7	23	C1	5	Adrian KERSHAW	Honda CB500 - ADK Racing	9	12:31.191	19.805	0.286	85.17	1:21.994	9	7	0
8	116*	C1	6	Owen WILKINSON	Honda CB500 -	9	12:43.428	32.042	12.237	83.81	1:23.515	9	13	5
9	7	C2	2	Shaun O'HARA	Honda CB500 - Advanced Vehicle Alarms	9	12:43.869	32.483	0.441	83.76	1:23.493	8	8	-1
10	1	C2	3	Daniel NORTH	Honda CB500 - ROAM Cafe Bistro	9	12:43.899	32.513	0.030	83.76	1:23.571	9	10	0
11	626	C2	4	Jamie HORNER	Honda CB500 - TRENT TRACTORS AND MOWERS	9	12:44.997	33.611	1.098	83.64	1:23.551	7	14	3
12	11	C1	7	Mark OSBORNE	Honda CB500 - PAL driving school	9	12:47.194	35.808	2.197	83.40	1:24.307	8	15	3
13	75	C2	5	Peter WOODALL	Honda CB500 - RevdCoin	9	12:47.203	35.817	0.009	83.40	1:23.902	7	11	-2
14	26	C3	2	Colt DWYER	Honda CB500 - Regal Aluminium	9	12:51.614	40.228	4.411	82.92	1:24.472	5	12	-2
15	505	C2	6	Philip I'ANSON (R)	Honda CB500 - HG Heat	9	12:52.034	40.648	0.420	82.87	1:24.590	7	16	1
16	112	C1	8	Spencer BAKER (R)	Honda CB500 - SB Racing	9	12:59.811	48.425	7.777	82.05	1:25.213	9	22	6
17	42	C3	3	Gary ADORJAN	Honda CB500 - Hippo Racing	9	13:02.560	51.174	2.749	81.76	1:25.471	4	24	7
18	906	C1	9	Camille GUYOT (R)	Honda CB500 -	9	13:04.962	53.576	2.402	81.51	1:25.917	3	29	11
19	30	C3	4	Jordan BUTLER (R)	Honda CB500 - JB Racing with Double D Graphics	9	13:08.385	56.999	3.423	81.15	1:26.093	7	23	4
20	110	C3	5	Will KEARNEY	Honda CB500 - WILLYDRIZZLE.COM	9	13:08.447	57.061	0.062	81.15	1:25.740	7	25	5
21	716	C2	7	Stephen DAVIES (R)	Honda CB500 -	9	13:11.955	1:00.569	3.508	80.79	1:26.354	8	30	9
22	22	C3	6	Simon FINCH	Honda CB500 -	9	13:12.111	1:00.725	0.156	80.77	1:26.298	8	20	-2
23	97	C1	10	Graeme JOHNSTONE (R)	Honda CB500 - Colin Johnstone Electrical	9	13:15.408	1:04.022	3.297	80.44	1:26.302	6	26	3
24	132	C1	11	Darren MELL (R)	Honda CB500 - The Boiler People Limited	9	13:18.800	1:07.414	3.392	80.10	1:26.959	7	31	7
25	36	C3	7	Joe BALDRY	Honda CB500 - Chilton Motors	9	13:20.453	1:09.067	1.653	79.93	1:27.093	4	18	-7
26	80	C1	12	Rachel STACEY	Honda CB500 - ATO Racing	9	13:23.751	1:12.365	3.298	79.60	1:27.224	6	28	2
27	77	C1	13	Wayne DRAKE	Honda CB500 - None	9	13:34.218	1:22.832	10.467	78.58	1:28.708	2	32	5
28	155	C1	14	Paul ADAMS (R)	Honda CB500 - Adams Motor Repairs Ltd	9	13:35.811	1:24.425	1.593	78.43	1:29.019	2	34	6
29	57	C2	8	Dan PERKINS (R)	Honda CB500 -	9	13:37.660	1:26.274	1.849	78.25	1:28.291	8	37	8
30	172*	C3	8	Bobby CAMPBELL	Honda CB500 - RAF Motorsports	9	13:49.278	1:37.892	11.618	77.15	1:29.244	2	38	8
31	76	C3	9	Ian CARTER	Honda CB500 - ATO Racing + Moyes investments	8	12:13.095	1 Lap	1 Lap	77.56	1:27.064	5	17	-14
32	425	C3	10	Jonathan CARPENTER (R)	Honda CB500 - Morgan Price International Healthcare Ltd	8	12:14.507	1 Lap	1.412	77.41	1:28.988	7	35	3
33	636	C2	9	Bradley CATLING	Honda CB500 - Electric avenue Leeds Ltd	8	12:54.524	1 Lap	40.017	73.41	1:33.635	7	40	7
34	909	C2	10	Steven SMITH (R)	Honda CB500 -	8	12:57.830	1 Lap	3.306	73.10	1:35.351	8	39	5

NOT CLASSIFIED

DNF	68	C1		Martyn JOHNS (R)	Honda CB500 - Stack Dynamics	8	11:35.876	1 Lap		81.71	1:25.121	8	19	
DNF	838	C2		Ben PARKINSON (R)	Honda CB500 - RabbitHole barbers	7	10:56.914	2 Laps	1 Lap	75.71	1:30.777	2	33	
DNF	25	C1		Dylan JORDAN (R)	Honda CB500 - Delta T Racing	0							21	
DNF	175	C2		Jack SUMNER (R)	Honda CB500 -	0							36	

NOT STARTED

NS	90	C1		Alexander MANN	Honda CB500 - HS RACING								9	
NS	82	C3		Jack WOLFF	Honda CB500 -								27	
NS	43	C2		Max SILVESTER	Honda CB500 - SRT Supplies								41	

FASTEST LAP

	34	C1	Aaron SILVESTER	Honda CB500 - A & J Racing	9	1:20.267	88.76 mph	142.84 kph
	16	C2	Luke MACRAE	Honda CB500 - Helmet City Northlands Fencing	5	1:21.372	87.55 mph	140.90 kph
	62	C3	Max MACRAE	Honda CB500 - MacRae Racing	8	1:22.294	86.57 mph	139.32 kph

#172 - 10 second time penalty applied - Yellow flag infringement.
#116 - No working transponder after Lap 1, please check position again and re-locate to a more suitable location.
Class C1 - 92.5% of Race Speed = 80.91 mph
Class C2 - 92.5% of Race Speed = 79.85 mph
Class C3 - 92.5% of Race Speed = 78.81 mph

Weather / Track : Cloudy / Dry
These results are provisional until the conclusion of any judicial and technical matters.

Date: 26/07/2026 Start: 11:56 Finish: 12:08
Donington Park National: 1.9790 miles

Clerk Of Course: Caroline Patterson / Andy Brown	Timekeeper: Richard Evans	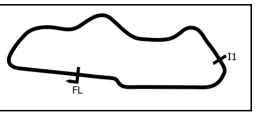

Results can be found at www.tsl-timing.com

Printed - 12:15 Sunday, 26 July 2026

BMCRC - MRO Championships - Rnd 6 @ Donington Park National

Thunderbike 500

RACE 5 - CLASSIFICATION

Race Distance: 9 Laps / 17.81 miles

Weather / Track : Cloudy / Dry
These results are provisional until the conclusion of any judicial and technical matters.

Date: 26/07/2026 Start: 11:56 Finish: 12:08
Donington Park National: 1.9790 miles

Clerk Of Course: Caroline Patterson / Andy Brown	Timekeeper: Richard Evans	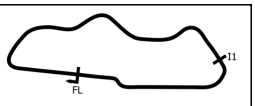

BMCRC - MRO Championships - Rnd 6 @ Donington Park National

Thunderbike 500

RACE 5 - LAP CHART

LAP 1 @ 11:57:44.941

NO	BEHIND	LAP TIME
34		1:25.664
87	0.006	1:25.670
16	0.198	1:25.862
66	0.370	1:26.034
24	0.877	1:26.541
62	2.114	1:27.778
23	2.777	1:28.441
7	3.811	1:29.475
116	3.844	1:29.508
1	4.100	1:29.764
75	4.444	1:30.108
11	4.623	1:30.287
626	4.990	1:30.654
26	5.634	1:31.298
505	5.932	1:31.596
36	7.128	1:32.792
112	7.294	1:32.958
42	7.537	1:33.201
68	8.116	1:33.780
110	8.148	1:33.812
716	8.310	1:33.974
906	9.027	1:34.691
80	9.602	1:35.266
30	9.803	1:35.467
22	10.824	1:36.488
97	11.522	1:37.186
132	12.021	1:37.685
155	12.124	1:37.788
77	13.591	1:39.255
172	14.030	1:39.694
838	14.749	1:40.413
57	14.875	1:40.539
425	15.457	1:41.121
909	17.961	1:43.625
636	19.745	1:45.409
76	29.652	1:55.316

LAP 2 @ 11:59:06.432

NO	BEHIND	LAP TIME
34		1:21.491
87	0.488	1:21.973
16	0.633	1:21.926
24	0.734	1:21.348
66	1.126	1:22.247
62	4.110	1:23.487
23	4.885	1:23.599
116	7.058	1:24.705
7	7.287	1:24.967
1	7.306	1:24.697
11	8.406	1:25.274
75	8.464	1:25.511
626	8.923	1:25.424
505	9.425	1:24.984
26	9.492	1:25.349
112	12.456	1:26.653
42	13.780	1:27.734
68	14.007	1:27.382
36	14.396	1:28.759
906	14.674	1:27.138
110	14.892	1:28.235
716	15.074	1:28.255
30	15.216	1:26.904
22	15.943	1:26.610
80	16.832	1:28.721
97	18.425	1:28.394
132	18.891	1:28.361
155	19.652	1:29.019
77	20.808	1:28.708
172	21.783	1:29.244
838	24.035	1:30.777
57	24.497	1:31.113
425	25.342	1:31.376
909	32.339	1:35.869
636	34.102	1:35.848
76	37.903	1:29.742

LAP 3 @ 12:00:27.512

NO	BEHIND	LAP TIME
34		1:21.080
24	0.045	1:20.391
87	1.486	1:22.078
16	1.643	1:22.090
66	1.701	1:21.655
23	6.155	1:22.350
62	6.312	1:23.282
7	11.476	1:25.269
116	11.542	1:25.564
1	11.821	1:25.595
11	12.237	1:24.911
626	12.724	1:24.881
75	12.779	1:25.395
505	13.326	1:24.981
26	13.586	1:25.174
112	17.513	1:26.137
42	18.943	1:26.243
68	19.125	1:26.198
906	19.511	1:25.917
30	21.350	1:27.214
110	21.412	1:27.600
36	21.674	1:28.358
716	21.961	1:27.967
22	22.120	1:27.257
80	24.455	1:28.703
97	24.482	1:27.137
132	25.689	1:27.878
155	28.012	1:29.440
77	28.735	1:29.007
172	30.517	1:29.814
838	34.031	1:31.076
57	34.230	1:30.813
425	34.785	1:30.523
76	45.619	1:28.796
636	47.778	1:34.756
909	47.916	1:36.657

LAP 4 @ 12:01:47.786

NO	BEHIND	LAP TIME
34		1:20.274
24	0.196	1:20.425
66	3.086	1:21.659
87	3.161	1:21.949
16	3.635	1:22.266
62	8.686	1:22.648
23	8.829	1:22.948
116	15.256	1:23.988
7	15.526	1:24.324
1	15.587	1:24.040
11	16.326	1:24.363
75	16.643	1:24.138
626	16.856	1:24.406
505	17.672	1:24.620
26	18.145	1:24.833
112	23.119	1:25.880
68	24.123	1:25.272
42	24.140	1:25.471
906	25.540	1:26.303
30	27.758	1:26.682
110	28.118	1:26.980
36	28.493	1:27.093
716	28.711	1:27.024
22	28.864	1:27.018
80	32.409	1:28.228
97	32.684	1:28.476
132	33.484	1:28.069
77	38.323	1:29.862
155	38.855	1:31.117
172	39.817	1:29.574
838	44.584	1:30.827
57	44.669	1:30.713
425	45.243	1:30.732
76	53.314	1:27.969
636	1:01.264	1:33.760
909	1:04.132	1:36.490

LAP 5 @ 12:03:08.139

NO	BEHIND	LAP TIME
34		1:20.353
24	0.386	1:20.543
66	4.457	1:21.724
87	4.494	1:21.686
16	4.654	1:21.372
62	11.318	1:22.985
23	11.713	1:23.237
116	18.940	1:24.037
1	19.345	1:24.111
7	19.353	1:24.180
626	20.084	1:23.581
11	20.373	1:24.400
75	20.739	1:24.449
505	22.046	1:24.727
26	22.264	1:24.472
112	28.431	1:25.665
42	29.919	1:26.132
68	30.295	1:26.525
906	31.593	1:26.406
30	34.496	1:27.091
110	34.996	1:27.231
716	35.680	1:27.322
22	35.736	1:27.225
36	36.161	1:28.021
97	39.557	1:27.226
80	40.087	1:28.031
132	40.489	1:27.358
77	47.649	1:29.679
155	48.783	1:30.281
172	49.323	1:29.859
57	53.950	1:29.634
838	55.309	1:31.078
425	55.883	1:30.993
76	1:00.025	1:27.064
636	1:15.352	1:34.441
909	1:19.863	1:36.084

LAP 6 @ 12:04:28.674

NO	BEHIND	LAP TIME
34		1:20.535
24	0.788	1:20.937
16	6.234	1:22.115
87	6.249	1:22.290
66	6.361	1:22.439
62	13.988	1:23.205
23	14.148	1:22.970
116	22.811	1:24.406
7	23.014	1:24.196
1	23.035	1:24.225
626	23.546	1:23.997
11	24.300	1:24.462
75	24.503	1:24.299
26	26.354	1:24.625
505	26.831	1:25.320
112	33.646	1:25.750
42	35.238	1:25.854
68	35.804	1:26.044
906	37.079	1:26.021
30	40.210	1:26.249
110	40.536	1:26.075
716	41.927	1:26.782
22	42.285	1:27.084
36	43.137	1:27.511
97	45.324	1:26.302
80	46.776	1:27.224
132	47.068	1:27.114
77	56.338	1:29.224
155	58.311	1:30.063
172	59.219	1:30.431
57	1:02.772	1:29.357
838	1:05.870	1:31.096
425	1:06.100	1:30.752
76	1:07.952	1:28.462

LAP 7 @ 12:05:50.035

NO	BEHIND	LAP TIME
34		1:21.361
24	0.525	1:21.098
87	6.700	1:21.812
16	6.783	1:21.910
66	6.883	1:21.883
636	1 Lap	1:41.684
909	1 Lap	1:37.279
62	15.317	1:22.690
23	15.832	1:23.045
116	25.378	1:23.928
626	25.736	1:23.551
1	25.753	1:24.079
7	25.912	1:24.259
75	27.044	1:23.902
11	27.325	1:24.386
26	29.644	1:24.651
505	30.060	1:24.590
112	38.241	1:25.956
42	39.949	1:26.072
68	39.997	1:25.554
906	41.913	1:26.195
110	44.915	1:25.740
30	44.942	1:26.093
716	47.479	1:26.913
22	47.845	1:26.921
36	50.959	1:29.183
97	51.139	1:27.176
132	52.666	1:26.959
80	53.509	1:28.094
77	1:04.723	1:29.746
155	1:06.573	1:29.623
172	1:07.810	1:29.952
57	1:09.905	1:28.494
425	1:13.727	1:28.988
76	1:14.882	1:28.291

LAP 8 @ 12:07:10.396

NO	BEHIND	LAP TIME
34		1:20.361
24	0.780	1:20.616
838	1 Lap	1:41.647 **P**
87	7.956	1:21.617
16	7.967	1:21.545
66	8.185	1:21.663
62	17.250	1:22.294
23	18.078	1:22.607
636	1 Lap	1:33.635
116	28.794	1:23.777
7	29.044	1:23.493
1	29.209	1:23.817
626	29.606	1:24.231
75	31.256	1:24.573
11	31.271	1:24.307
909	1 Lap	1:36.475
26	34.517	1:25.234
505	34.538	1:24.839
112	43.479	1:25.599
68	44.757	1:25.121
42	45.136	1:25.548
906	47.710	1:26.158
30	50.735	1:26.154
110	50.922	1:26.368
716	53.472	1:26.354
22	53.782	1:26.298
97	57.169	1:26.391
132	59.469	1:27.164
36	1:00.028	1:29.430
80	1:01.854	1:28.706
77	1:13.210	1:28.848
155	1:15.558	1:29.346
172	1:17.388	1:29.939
57	1:17.835	1:28.291

LAP 9 @ 12:08:30.663

NO	BEHIND	LAP TIME
34		1:20.267
76	1 Lap	1:27.455
24	2.116	1:21.603
425	1 Lap	1:30.022
87	9.204	1:21.515
16	9.736	1:22.036
66	9.765	1:21.847
62	19.519	1:22.536
23	19.805	1:21.994
116	32.042	1:23.515
7	32.483	1:23.706
1	32.513	1:23.571
626	33.611	1:24.272
11	35.808	1:24.804
75	35.817	1:24.828
26	40.228	1:25.978

Weather / Track : Cloudy / Dry

Donington Park National: 1.9790 miles
Date: 26/07/2026 Start: 11:56 Finish: 12:08

BMCRC - MRO Championships - Rnd 6 @ Donington Park National

Thunderbike 500

RACE 5 - LAP CHART

505	40.648	1:26.377
636	1 Lap	1:34.991
909	1 Lap	1:35.351
112	48.425	1:25.213
42	51.174	1:26.305
906	53.576	1:26.133
30	56.999	1:26.531
110	57.061	1:26.406
716	1:00.569	1:27.364
22	1:00.725	1:27.210
97	1:04.022	1:27.120
132	1:07.414	1:28.212
36	1:09.067	1:29.306
80	1:12.365	1:30.778
77	1:22.832	1:29.889
155	1:24.425	1:29.134
57	1:26.274	1:28.706
172	1:27.892	1:30.771

BMCRC - MRO Championships - Rnd 6 @ Donington Park National

Thunderbike 500

RACE 5 - POSITION CHART

No	Name	Lap Pos	1	2	3	4	5	6	7	8	9
34	SILVESTER	1	34	34	34	34	34	34	34	34	34
16	MACRAE	2	87	87	24	24	24	24	24	24	24
24	LEANING	3	16	16	87	66	66	16	87	87	87
66	ROUND	4	66	24	16	87	87	87	16	16	16
87	CHALK	5	24	66	66	16	16	66	66	66	66
62	MACRAE	6	62	62	23	62	62	62	62	62	62
23	KERSHAW	7	23	23	62	23	23	23	23	23	23
7	O'HARA	8	7	116	7	116	116	116	116	116	116
90	MANN	9	116	7	116	7	1	7	626	7	7
1	NORTH	10	1	1	1	1	7	1	1	1	1
75	WOODALL	11	75	11	11	11	626	626	7	626	626
26	DWYER	12	11	75	626	75	11	11	75	75	11
116	WILKINSON	13	626	626	75	626	75	75	11	11	75
626	HORNER	14	26	505	505	505	505	26	26	26	26
11	OSBORNE	15	505	26	26	26	26	505	505	505	505
505	I'ANSON (R)	16	36	112	112	112	112	112	112	112	112
76	CARTER	17	112	42	42	68	42	42	42	68	42
36	BALDRY	18	42	68	68	42	68	68	68	42	906
68	JOHNS (R)	19	68	36	906	906	906	906	906	906	30
22	FINCH	20	110	906	30	30	30	30	110	30	110
25	JORDAN (R)	21	716	110	110	110	110	110	30	110	716
112	BAKER (R)	22	906	716	36	36	716	716	716	716	22
30	BUTLER (R)	23	80	30	716	716	22	22	22	22	97
42	ADORJAN	24	30	22	22	22	36	36	36	97	132
110	KEARNEY	25	22	80	80	80	97	97	97	132	36
97	JOHNSTONE (R)	26	97	97	97	97	80	80	132	36	80
82	WOLFF	27	132	132	132	132	132	132	80	80	77
80	STACEY	28	155	155	155	77	77	77	77	77	155
906	GUYOT (R)	29	77	77	77	155	155	155	155	155	57
716	DAVIES (R)	30	172	172	172	172	172	172	172	172	172
132	MELL (R)	31	838	838	838	838	57	57	57	57	
77	DRAKE	32	57	57	57	57	838	838	425	76	
838	PARKINSON (R)	33	425	425	425	425	425	425	76	425	
155	ADAMS (R)	34	909	909	76	76	76	76	*838*	636	
425	CARPENTER (R)	35	636	636	636	636	636	636	636	909	
175	SUMNER (R)	36	76	76	909	909	909	909	909		
57	PERKINS (R)	37									
172	CAMPBELL	38									
909	SMITH (R)	39									
636	CATLING	40									
43	SILVESTER	41									

Weather / Track : Cloudy / Dry

Donington Park National: 1.9790 miles
Date: 26/07/2026 Start: 11:56 Finish: 12:08

Results can be found at www.tsl-timing.com

Printed - 12:16 Sunday, 26 July 2026

BMCRC - MRO Championships - Rnd 6 @ Donington Park National

Thunderbike 500

RACE 5 - BEST SECTORS

	SECTOR 1		SECTOR 2	
POS	NO	TIME	NO	TIME
1	34	51.104	34	28.738
2	24	51.376	24	28.837
3	87	51.952	66	29.031
4	16	52.080	16	29.174
5	66	52.253	87	29.187
6	23	52.270	62	29.505
7	62	52.521	23	29.513
8	116	52.978	626	29.882
9	1	53.276	7	29.885
10	7	53.307	75	29.944
11	626	53.404	1	29.977
12	68	53.734	116	30.065
13	75	53.788	11	30.142
14	11	53.811	505	30.410
15	26	53.832	26	30.502
16	505	53.964	42	30.538
17	112	54.113	68	30.638
18	42	54.651	112	30.642
19	30	54.850	906	30.754
20	110	54.864	110	30.771
21	906	55.025	97	30.843
22	97	55.165	22	31.024
23	22	55.256	30	31.050
24	716	55.280	716	31.065
25	76	55.503	132	31.114
26	132	55.669	77	31.302
27	36	55.689	36	31.404
28	80	55.757	80	31.467
29	57	56.394	57	31.496
30	425	56.912	155	31.544
31	77	56.944	76	31.561
32	155	57.229	172	31.844
33	172	57.257	425	32.076
34	838	58.327	838	32.170
35	636	1:00.761	636	32.799
36	909	1:00.928	909	34.068
37				
38				

IDEAL / BEST COMPARISON

POS	NO	NAME	IDEAL	BEST	DIFF
		PERFECT LAP	1:19.842		
1	34	SILVESTER	1:19.842	1:20.267	0.425
2	24	LEANING	1:20.213	1:20.391	0.178
3	87	CHALK	1:21.139	1:21.515	0.376
4	16	MACRAE	1:21.254	1:21.372	0.118
5	66	ROUND	1:21.284	1:21.655	0.371
6	23	KERSHAW	1:21.783	1:21.994	0.211
7	62	MACRAE	1:22.026	1:22.294	0.268
8	116	WILKINSON	1:23.043	1:23.515	0.472
9	7	O'HARA	1:23.192	1:23.493	0.301
10	1	NORTH	1:23.253	1:23.571	0.318
11	626	HORNER	1:23.286	1:23.551	0.265
12	75	WOODALL	1:23.732	1:23.902	0.170
13	11	OSBORNE	1:23.953	1:24.307	0.354
14	26	DWYER	1:24.334	1:24.472	0.138
15	68	JOHNS (R)	1:24.372	1:25.121	0.749
16	505	I'ANSON (R)	1:24.374	1:24.590	0.216
17	112	BAKER (R)	1:24.755	1:25.213	0.458
18	42	ADORJAN	1:25.189	1:25.471	0.282
19	110	KEARNEY	1:25.635	1:25.740	0.105
20	906	GUYOT (R)	1:25.779	1:25.917	0.138
21	30	BUTLER (R)	1:25.900	1:26.093	0.193
22	97	JOHNSTONE (R)	1:26.008	1:26.302	0.294
23	22	FINCH	1:26.280	1:26.298	0.018
24	716	DAVIES (R)	1:26.345	1:26.354	0.009
25	132	MELL (R)	1:26.783	1:26.959	0.176
26	76	CARTER	1:27.064	1:27.064	0.000
27	36	BALDRY	1:27.093	1:27.093	0.000
28	80	STACEY	1:27.224	1:27.224	0.000
29	57	PERKINS (R)	1:27.890	1:28.291	0.401
30	77	DRAKE	1:28.246	1:28.708	0.462
31	155	ADAMS (R)	1:28.773	1:29.019	0.246
32	425	CARPENTER (R)	1:28.988	1:28.988	0.000
33	172	CAMPBELL	1:29.101	1:29.244	0.143
34	838	PARKINSON (R)	1:30.497	1:30.777	0.280
35	636	CATLING	1:33.560	1:33.635	0.075
36	909	SMITH (R)	1:34.996	1:35.351	0.355

Weather / Track : Cloudy / Dry

Donington Park National: 1.9790 miles
Date: 26/07/2026 Start: 11:56 Finish: 12:08

Results can be found at www.tsl-timing.com

Printed - 12:16 Sunday, 26 July 2026

BMCRC - MRO Championships - Rnd 6 @ Donington Park National

Thunderbike 500

RACE 5 - SECTOR ANALYSIS

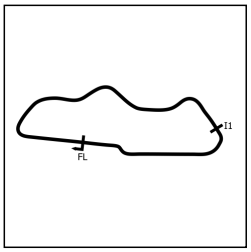

SECTOR 1 = FL to I1, SECTOR 2 = I1 to FL, DIFF = Difference To Personal Best Lap, P = Crossed Finish Line in Pit Lane, D = Time Disallowed

P1 34 C1 Aaron SILVESTER — Honda CB500 - A & J Racing

IDEAL LAP TIME : 1:19.842 BEST LAP TIME : 1:20.267 DIFFERENCE : 0.425

LAP	SECTOR 1	SECTOR 2	LAP TIME	MPH	DIFF	TIME OF DAY
1 -		29.413	1:25.664	83.16	5.397	11:57:44.941
2 -	52.142	29.349	1:21.491	87.42	1.224	11:59:06.432
3 -	51.874	29.206	1:21.080	87.87	0.813	12:00:27.512
4 -	51.536	***28.738***	1:20.274 **(2)**	88.75	0.007	12:01:47.786
5 -	51.599	28.754	1:20.353 **(3)**	88.66	0.086	12:03:08.139
6 -	51.296	29.239	1:20.535	88.46	0.268	12:04:28.674
7 -	52.447	28.914	1:21.361	87.56	1.094	12:05:50.035
8 -	51.366	28.995	1:20.361	88.65	0.094	12:07:10.396
9 -	***51.104***	29.163	***1:20.267*** **(1)**	***88.76***		***12:08:30.663***

P2 24 C1 Josh LEANING — Honda CB500 - Shane brocklehurst transport

IDEAL LAP TIME : 1:20.213 BEST LAP TIME : 1:20.391 DIFFERENCE : 0.178

LAP	SECTOR 1	SECTOR 2	LAP TIME	MPH	DIFF	TIME OF DAY
1 -		29.432	1:26.541	82.32	6.150	11:57:45.818
2 -	52.335	29.013	1:21.348	87.58	0.957	11:59:07.166
3 -	***51.376***	29.015	***1:20.391*** **(1)**	***88.62***		***12:00:27.557***
4 -	51.588	***28.837***	1:20.425 **(2)**	88.58	0.034	12:01:47.982
5 -	51.578	28.965	1:20.543 **(3)**	88.45	0.152	12:03:08.525
6 -	51.516	29.421	1:20.937	88.02	0.546	12:04:29.462
7 -	52.048	29.050	1:21.098	87.85	0.707	12:05:50.560
8 -	51.386	29.230	1:20.616	88.37	0.225	12:07:11.176
9 -	52.064	29.539	1:21.603	87.30	1.212	12:08:32.779

P3 87 C1 Finn CHALK — Honda CB500 - FCR

IDEAL LAP TIME : 1:21.139 BEST LAP TIME : 1:21.515 DIFFERENCE : 0.376

LAP	SECTOR 1	SECTOR 2	LAP TIME	MPH	DIFF	TIME OF DAY
1 -		***29.187***	1:25.670	83.16	4.155	11:57:44.947
2 -	52.610	29.363	1:21.973	86.91	0.458	11:59:06.920
3 -	52.644	29.434	1:22.078	86.80	0.563	12:00:28.998
4 -	52.564	29.385	1:21.949	86.93	0.434	12:01:50.947
5 -	52.415	29.271	1:21.686 **(3)**	87.21	0.171	12:03:12.633
6 -	52.619	29.671	1:22.290	86.57	0.775	12:04:34.923
7 -	52.289	29.523	1:21.812	87.08	0.297	12:05:56.735
8 -	52.106	29.511	1:21.617 **(2)**	87.29	0.102	12:07:18.352
9 -	***51.952***	29.563	***1:21.515*** **(1)**	***87.40***		***12:08:39.867***

P4 16 C2 Luke MACRAE — Honda CB500 - Helmet City Northlands Fencing

IDEAL LAP TIME : 1:21.254 BEST LAP TIME : 1:21.372 DIFFERENCE : 0.118

LAP	SECTOR 1	SECTOR 2	LAP TIME	MPH	DIFF	TIME OF DAY
1 -		29.759	1:25.862	82.97	4.490	11:57:45.139
2 -	52.670	29.256	1:21.926	86.96	0.554	11:59:07.065
3 -	52.805	29.285	1:22.090	86.79	0.718	12:00:29.155
4 -	53.092	***29.174***	1:22.266	86.60	0.894	12:01:51.421
5 -	***52.080***	29.292	***1:21.372*** **(1)**	***87.55***		***12:03:12.793***
6 -	52.355	29.760	1:22.115	86.76	0.743	12:04:34.908
7 -	52.671	29.239	1:21.910 **(3)**	86.98	0.538	12:05:56.818
8 -	52.248	29.297	1:21.545 **(2)**	87.37	0.173	12:07:18.363
9 -	52.257	29.779	1:22.036	86.84	0.664	12:08:40.399

BMCRC - MRO Championships - Rnd 6 @ Donington Park National

Thunderbike 500

RACE 5 - SECTOR ANALYSIS

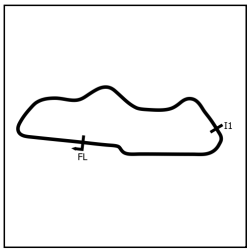

SECTOR 1 = FL to I1, SECTOR 2 = I1 to FL, DIFF = Difference To Personal Best Lap, P = Crossed Finish Line in Pit Lane, D = Time Disallowed

P5 66 C1 Benjamin ROUND — Honda CB500 -

IDEAL LAP TIME : 1:21.284 BEST LAP TIME : 1:21.655 DIFFERENCE : 0.371

LAP	SECTOR 1	SECTOR 2	LAP TIME	MPH	DIFF	TIME OF DAY
1 -		29.394	1:26.034	82.81	4.379	11:57:45.311
2 -	52.913	29.334	1:22.247	86.62	0.592	11:59:07.558
3 -	52.534	29.121	***1:21.655*** **(1)**	***87.25***		***12:00:29.213***
4 -	52.628	***29.031***	1:21.659 **(2)**	87.24	0.004	12:01:50.872
5 -	***52.253***	29.471	1:21.724	87.17	0.069	12:03:12.596
6 -	52.839	29.600	1:22.439	86.42	0.784	12:04:35.035
7 -	52.836	29.047	1:21.883	87.01	0.228	12:05:56.918
8 -	52.314	29.349	1:21.663 **(3)**	87.24	0.008	12:07:18.581
9 -	52.280	29.567	1:21.847	87.04	0.192	12:08:40.428

P6 62 C3 Max MACRAE — Honda CB500 - MacRae Racing

IDEAL LAP TIME : 1:22.026 BEST LAP TIME : 1:22.294 DIFFERENCE : 0.268

LAP	SECTOR 1	SECTOR 2	LAP TIME	MPH	DIFF	TIME OF DAY
1 -		29.761	1:27.778	81.16	5.484	11:57:47.055
2 -	53.444	30.043	1:23.487	85.33	1.193	11:59:10.542
3 -	53.447	29.835	1:23.282	85.54	0.988	12:00:33.824
4 -	53.143	***29.505***	1:22.648 **(3)**	86.20	0.354	12:01:56.472
5 -	53.150	29.835	1:22.985	85.85	0.691	12:03:19.457
6 -	53.290	29.915	1:23.205	85.62	0.911	12:04:42.662
7 -	53.052	29.638	1:22.690	86.16	0.396	12:06:05.352
8 -	***52.521***	29.773	***1:22.294*** **(1)**	***86.57***		***12:07:27.646***
9 -	52.550	29.986	1:22.536 **(2)**	86.32	0.242	12:08:50.182

P7 23 C1 Adrian KERSHAW — Honda CB500 - ADK Racing

IDEAL LAP TIME : 1:21.783 BEST LAP TIME : 1:21.994 DIFFERENCE : 0.211

LAP	SECTOR 1	SECTOR 2	LAP TIME	MPH	DIFF	TIME OF DAY
1 -		30.012	1:28.441	80.55	6.447	11:57:47.718
2 -	53.465	30.134	1:23.599	85.22	1.605	11:59:11.317
3 -	52.837	***29.513***	1:22.350 **(2)**	86.51	0.356	12:00:33.667
4 -	53.175	29.773	1:22.948	85.89	0.954	12:01:56.615
5 -	53.230	30.007	1:23.237	85.59	1.243	12:03:19.852
6 -	53.072	29.898	1:22.970	85.87	0.976	12:04:42.822
7 -	53.203	29.842	1:23.045	85.79	1.051	12:06:05.867
8 -	52.711	29.896	1:22.607 **(3)**	86.24	0.613	12:07:28.474
9 -	***52.270***	29.724	***1:21.994*** **(1)**	***86.89***		***12:08:50.468***

P8 116 C1 Owen WILKINSON — Honda CB500 -

IDEAL LAP TIME : 1:23.043 BEST LAP TIME : 1:23.515 DIFFERENCE : 0.472

LAP	SECTOR 1	SECTOR 2	LAP TIME	MPH	DIFF	TIME OF DAY
1 -		30.211	1:29.508	79.59	5.993	11:57:48.785
2 -			1:24.705	84.11	1.190	11:59:13.490
3 -	54.883	30.681	1:25.564	83.26	2.049	12:00:39.054
4 -			1:23.988	84.82	0.473	12:02:03.042
5 -			1:24.037	84.77	0.522	12:03:27.079
6 -	54.148	30.258	1:24.406	84.40	0.891	12:04:51.485
7 -	53.863	***30.065***	1:23.928 **(3)**	84.88	0.413	12:06:15.413
8 -	53.702	30.075	1:23.777 **(2)**	85.04	0.262	12:07:39.190
9 -	***52.978***	30.537	***1:23.515*** **(1)**	***85.30***		***12:09:02.705***

BMCRC - MRO Championships - Rnd 6 @ Donington Park National

Thunderbike 500

RACE 5 - SECTOR ANALYSIS

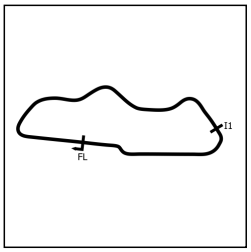

SECTOR 1 = FL to I1, SECTOR 2 = I1 to FL, DIFF = Difference To Personal Best Lap, P = Crossed Finish Line in Pit Lane, D = Time Disallowed

P9 7 C2 Shaun O'HARA — Honda CB500 - Advanced Vehicle Alarms

IDEAL LAP TIME : 1:23.192 BEST LAP TIME : 1:23.493 DIFFERENCE : 0.301

LAP	SECTOR 1	SECTOR 2	LAP TIME		MPH	DIFF	TIME OF DAY
1 -		30.693	1:29.475		79.62	5.982	11:57:48.752
2 -	54.525	30.442	1:24.967		83.85	1.474	11:59:13.719
3 -	54.892	30.377	1:25.269		83.55	1.776	12:00:38.988
4 -	54.274	30.050	1:24.324		84.49	0.831	12:02:03.312
5 -	54.223	29.957	1:24.180	(3)	84.63	0.687	12:03:27.492
6 -	53.847	30.349	1:24.196		84.61	0.703	12:04:51.688
7 -	54.374	***29.885***	1:24.259		84.55	0.766	12:06:15.947
8 -	53.454	30.039	***1:23.493***	**(1)**	***85.33***		***12:07:39.440***
9 -	***53.307***	30.399	1:23.706	**(2)**	85.11	0.213	12:09:03.146

P10 1 C2 Daniel NORTH — Honda CB500 - ROAM Cafe Bistro

IDEAL LAP TIME : 1:23.253 BEST LAP TIME : 1:23.571 DIFFERENCE : 0.318

LAP	SECTOR 1	SECTOR 2	LAP TIME		MPH	DIFF	TIME OF DAY
1 -		30.919	1:29.764		79.37	6.193	11:57:49.041
2 -	54.347	30.350	1:24.697		84.11	1.126	11:59:13.738
3 -	54.637	30.958	1:25.595		83.23	2.024	12:00:39.333
4 -	54.063	***29.977***	1:24.040	**(3)**	84.77	0.469	12:02:03.373
5 -	53.929	30.182	1:24.111		84.70	0.540	12:03:27.484
6 -	53.898	30.327	1:24.225		84.59	0.654	12:04:51.709
7 -	53.942	30.137	1:24.079		84.73	0.508	12:06:15.788
8 -	53.701	30.116	1:23.817	**(2)**	85.00	0.246	12:07:39.605
9 -	***53.276***	30.295	***1:23.571***	**(1)**	***85.25***		***12:09:03.176***

P11 626 C2 Jamie HORNER — Honda CB500 - TRENT TRACTORS AND MOWERS

IDEAL LAP TIME : 1:23.286 BEST LAP TIME : 1:23.551 DIFFERENCE : 0.265

LAP	SECTOR 1	SECTOR 2	LAP TIME		MPH	DIFF	TIME OF DAY
1 -		30.476	1:30.654		78.59	7.103	11:57:49.931
2 -	54.602	30.822	1:25.424		83.40	1.873	11:59:15.355
3 -	54.222	30.659	1:24.881		83.93	1.330	12:00:40.236
4 -	54.180	30.226	1:24.406		84.40	0.855	12:02:04.642
5 -	53.699	***29.882***	1:23.581	**(2)**	85.24	0.030	12:03:28.223
6 -	***53.404***	30.593	1:23.997	**(3)**	84.82	0.446	12:04:52.220
7 -	53.548	30.003	***1:23.551***	**(1)**	***85.27***		***12:06:15.771***
8 -	53.817	30.414	1:24.231		84.58	0.680	12:07:40.002
9 -	54.007	30.265	1:24.272		84.54	0.721	12:09:04.274

P12 11 C1 Mark OSBORNE — Honda CB500 - PAL driving school

IDEAL LAP TIME : 1:23.953 BEST LAP TIME : 1:24.307 DIFFERENCE : 0.354

LAP	SECTOR 1	SECTOR 2	LAP TIME		MPH	DIFF	TIME OF DAY
1 -		30.535	1:30.287		78.91	5.980	11:57:49.564
2 -	54.790	30.484	1:25.274		83.54	0.967	11:59:14.838
3 -	54.528	30.383	1:24.911		83.90	0.604	12:00:39.749
4 -	54.118	30.245	1:24.363	**(2)**	84.45	0.056	12:02:04.112
5 -	***53.811***	30.589	1:24.400		84.41	0.093	12:03:28.512
6 -	54.320	***30.142***	1:24.462		84.35	0.155	12:04:52.974
7 -	53.813	30.573	1:24.386	**(3)**	84.42	0.079	12:06:17.360
8 -	53.847	30.460	***1:24.307***	**(1)**	***84.50***		***12:07:41.667***
9 -	54.276	30.528	1:24.804		84.01	0.497	12:09:06.471

BMCRC - MRO Championships - Rnd 6 @ Donington Park National

Thunderbike 500

RACE 5 - SECTOR ANALYSIS

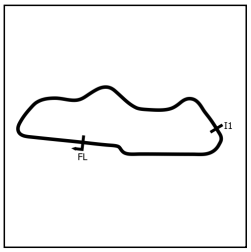

SECTOR 1 = FL to I1, SECTOR 2 = I1 to FL, DIFF = Difference To Personal Best Lap, P = Crossed Finish Line in Pit Lane, D = Time Disallowed

P13 75 C2 Peter WOODALL — Honda CB500 - RevdCoin

IDEAL LAP TIME : 1:23.732 BEST LAP TIME : 1:23.902 DIFFERENCE : 0.170

LAP	SECTOR 1	SECTOR 2	LAP TIME		MPH	DIFF	TIME OF DAY
1 -		30.534	1:30.108		79.06	6.206	11:57:49.385
2 -	54.791	30.720	1:25.511		83.31	1.609	11:59:14.896
3 -	54.303	31.092	1:25.395		83.43	1.493	12:00:40.291
4 -	53.928	30.210	1:24.138	(2)	84.67	0.236	12:02:04.429
5 -	53.804	30.645	1:24.449		84.36	0.547	12:03:28.878
6 -	***53.788***	30.511	1:24.299	(3)	84.51	0.397	12:04:53.177
7 -	53.958	***29.944***	***1:23.902***	(1)	***84.91***		***12:06:17.079***
8 -	53.881	30.692	1:24.573		84.24	0.671	12:07:41.652
9 -	54.104	30.724	1:24.828		83.98	0.926	12:09:06.480

P14 26 C3 Colt DWYER — Honda CB500 - Regal Aluminium

IDEAL LAP TIME : 1:24.334 BEST LAP TIME : 1:24.472 DIFFERENCE : 0.138

LAP	SECTOR 1	SECTOR 2	LAP TIME		MPH	DIFF	TIME OF DAY
1 -		31.091	1:31.298		78.03	6.826	11:57:50.575
2 -	54.431	30.918	1:25.349		83.47	0.877	11:59:15.924
3 -	54.225	30.949	1:25.174		83.64	0.702	12:00:41.098
4 -	54.091	30.742	1:24.833		83.98	0.361	12:02:05.931
5 -	53.955	30.517	***1:24.472***	(1)	***84.34***		***12:03:30.403***
6 -	54.123	***30.502***	1:24.625	(2)	84.19	0.153	12:04:55.028
7 -	***53.832***	30.819	1:24.651	(3)	84.16	0.179	12:06:19.679
8 -	54.326	30.908	1:25.234		83.58	0.762	12:07:44.913
9 -	55.050	30.928	1:25.978		82.86	1.506	12:09:10.891

P15 505 C2 Philip l'ANSON (R) — Honda CB500 - HG Heat

IDEAL LAP TIME : 1:24.374 BEST LAP TIME : 1:24.590 DIFFERENCE : 0.216

LAP	SECTOR 1	SECTOR 2	LAP TIME		MPH	DIFF	TIME OF DAY
1 -		31.032	1:31.596		77.78	7.006	11:57:50.873
2 -	54.358	30.626	1:24.984		83.83	0.394	11:59:15.857
3 -	54.571	***30.410***	1:24.981		83.83	0.391	12:00:40.838
4 -	54.159	30.461	1:24.620	(2)	84.19	0.030	12:02:05.458
5 -	54.142	30.585	1:24.727	(3)	84.08	0.137	12:03:30.185
6 -	54.681	30.639	1:25.320		83.50	0.730	12:04:55.505
7 -	***53.964***	30.626	***1:24.590***	(1)	***84.22***		***12:06:20.095***
8 -	54.257	30.582	1:24.839		83.97	0.249	12:07:44.934
9 -	55.436	30.941	1:26.377		82.48	1.787	12:09:11.311

P16 112 C1 Spencer BAKER (R) — Honda CB500 - SB Racing

IDEAL LAP TIME : 1:24.755 BEST LAP TIME : 1:25.213 DIFFERENCE : 0.458

LAP	SECTOR 1	SECTOR 2	LAP TIME		MPH	DIFF	TIME OF DAY
1 -		31.376	1:32.958		76.64	7.745	11:57:52.235
2 -	55.328	31.325	1:26.653		82.22	1.440	11:59:18.888
3 -	55.125	31.012	1:26.137		82.71	0.924	12:00:45.025
4 -	55.168	30.712	1:25.880		82.96	0.667	12:02:10.905
5 -	54.832	30.833	1:25.665	(3)	83.16	0.452	12:03:36.570
6 -	55.108	***30.642***	1:25.750		83.08	0.537	12:05:02.320
7 -	54.869	31.087	1:25.956		82.88	0.743	12:06:28.276
8 -	54.935	30.664	1:25.599	(2)	83.23	0.386	12:07:53.875
9 -	***54.113***	31.100	***1:25.213***	(1)	***83.60***		***12:09:19.088***

BMCRC - MRO Championships - Rnd 6 @ Donington Park National

Thunderbike 500

RACE 5 - SECTOR ANALYSIS

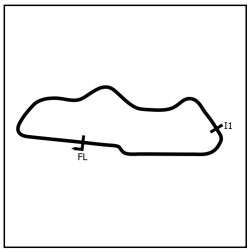

SECTOR 1 = FL to I1, SECTOR 2 = I1 to FL, DIFF = Difference To Personal Best Lap, P = Crossed Finish Line in Pit Lane, D = Time Disallowed

P17 42 C3 Gary ADORJAN — Honda CB500 - Hippo Racing

IDEAL LAP TIME : 1:25.189 BEST LAP TIME : 1:25.471 DIFFERENCE : 0.282

LAP	SECTOR 1	SECTOR 2	LAP TIME		MPH	DIFF	TIME OF DAY
1 -		31.310	1:33.201		76.44	7.730	11:57:52.478
2 -	56.274	31.460	1:27.734		81.20	2.263	11:59:20.212
3 -	54.890	31.353	1:26.243		82.61	0.772	12:00:46.455
4 -	***54.651***	30.820	***1:25.471***	***(1)***	***83.35***		***12:02:11.926***
5 -	55.140	30.992	1:26.132		82.71	0.661	12:03:38.058
6 -	55.210	30.644	1:25.854	**(3)**	82.98	0.383	12:05:03.912
7 -	55.030	31.042	1:26.072		82.77	0.601	12:06:29.984
8 -	55.010	***30.538***	1:25.548	**(2)**	83.28	0.077	12:07:55.532
9 -	55.332	30.973	1:26.305		82.55	0.834	12:09:21.837

P18 906 C1 Camille GUYOT (R) — Honda CB500 -

IDEAL LAP TIME : 1:25.779 BEST LAP TIME : 1:25.917 DIFFERENCE : 0.138

LAP	SECTOR 1	SECTOR 2	LAP TIME		MPH	DIFF	TIME OF DAY
1 -		30.976	1:34.691		75.24	8.774	11:57:53.968
2 -	55.969	31.169	1:27.138		81.76	1.221	11:59:21.106
3 -	55.163	***30.754***	***1:25.917***	***(1)***	***82.92***		***12:00:47.023***
4 -	55.318	30.985	1:26.303		82.55	0.386	12:02:13.326
5 -	55.315	31.091	1:26.406		82.45	0.489	12:03:39.732
6 -	55.093	30.928	1:26.021	**(2)**	82.82	0.104	12:05:05.753
7 -	55.208	30.987	1:26.195		82.65	0.278	12:06:31.948
8 -	55.270	30.888	1:26.158		82.69	0.241	12:07:58.106
9 -	***55.025***	31.108	1:26.133	**(3)**	82.71	0.216	12:09:24.239

P19 30 C3 Jordan BUTLER (R) — Honda CB500 - JB Racing with Double D Graphics

IDEAL LAP TIME : 1:25.900 BEST LAP TIME : 1:26.093 DIFFERENCE : 0.193

LAP	SECTOR 1	SECTOR 2	LAP TIME		MPH	DIFF	TIME OF DAY
1 -		31.194	1:35.467		74.62	9.374	11:57:54.744
2 -	55.748	31.156	1:26.904		81.98	0.811	11:59:21.648
3 -	55.928	31.286	1:27.214		81.69	1.121	12:00:48.862
4 -	55.522	31.160	1:26.682		82.19	0.589	12:02:15.544
5 -	55.579	31.512	1:27.091		81.80	0.998	12:03:42.635
6 -	55.199	***31.050***	1:26.249	**(3)**	82.60	0.156	12:05:08.884
7 -	***54.850***	31.243	***1:26.093***	***(1)***	***82.75***		***12:06:34.977***
8 -	55.014	31.140	1:26.154	**(2)**	82.69	0.061	12:08:01.131
9 -	55.031	31.500	1:26.531		82.33	0.438	12:09:27.662

P20 110 C3 Will KEARNEY — Honda CB500 - WILLYDRIZZLE.COM

IDEAL LAP TIME : 1:25.635 BEST LAP TIME : 1:25.740 DIFFERENCE : 0.105

LAP	SECTOR 1	SECTOR 2	LAP TIME		MPH	DIFF	TIME OF DAY
1 -		31.244	1:33.812		75.94	8.072	11:57:53.089
2 -	56.998	31.237	1:28.235		80.74	2.495	11:59:21.324
3 -	56.400	31.200	1:27.600		81.33	1.860	12:00:48.924
4 -	55.651	31.329	1:26.980		81.91	1.240	12:02:15.904
5 -	55.639	31.592	1:27.231		81.67	1.491	12:03:43.135
6 -	***54.864***	31.211	1:26.075	**(2)**	82.77	0.335	12:05:09.210
7 -	54.969	***30.771***	***1:25.740***	***(1)***	***83.09***		***12:06:34.950***
8 -	55.202	31.166	1:26.368	**(3)**	82.49	0.628	12:08:01.318
9 -	55.063	31.343	1:26.406		82.45	0.666	12:09:27.724

BMCRC - MRO Championships - Rnd 6 @ Donington Park National

Thunderbike 500

RACE 5 - SECTOR ANALYSIS

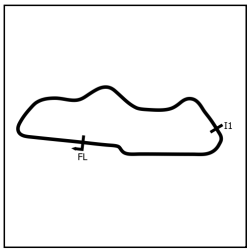

SECTOR 1 = FL to I1, SECTOR 2 = I1 to FL, DIFF = Difference To Personal Best Lap, P = Crossed Finish Line in Pit Lane, D = Time Disallowed

P21 716 C2 Stephen DAVIES (R)

Honda CB500 -

IDEAL LAP TIME : 1:26.345 BEST LAP TIME : 1:26.354 DIFFERENCE : 0.009

LAP	SECTOR 1	SECTOR 2	LAP TIME	MPH	DIFF	TIME OF DAY
1 -		***31.065***	1:33.974	75.81	7.620	11:57:53.251
2 -	56.893	31.362	1:28.255	80.72	1.901	11:59:21.506
3 -	56.702	31.265	1:27.967	80.99	1.613	12:00:49.473
4 -	55.792	31.232	1:27.024	81.86	0.670	12:02:16.497
5 -	55.806	31.516	1:27.322	81.59	0.968	12:03:43.819
6 -	55.482	31.300	1:26.782 **(2)**	82.09	0.428	12:05:10.601
7 -	55.825	31.088	1:26.913 **(3)**	81.97	0.559	12:06:37.514
8 -	***55.280***	31.074	***1:26.354*** **(1)**	***82.50***		***12:08:03.868***
9 -	56.116	31.248	1:27.364	81.55	1.010	12:09:31.232

P22 22 C3 Simon FINCH

Honda CB500 -

IDEAL LAP TIME : 1:26.280 BEST LAP TIME : 1:26.298 DIFFERENCE : 0.018

LAP	SECTOR 1	SECTOR 2	LAP TIME	MPH	DIFF	TIME OF DAY
1 -		31.727	1:36.488	73.83	10.190	11:57:55.765
2 -	55.586	***31.024***	1:26.610 **(2)**	82.26	0.312	11:59:22.375
3 -	56.024	31.233	1:27.257	81.65	0.959	12:00:49.632
4 -	55.873	31.145	1:27.018	81.87	0.720	12:02:16.650
5 -	55.799	31.426	1:27.225	81.68	0.927	12:03:43.875
6 -	55.731	31.353	1:27.084	81.81	0.786	12:05:10.959
7 -	55.609	31.312	1:26.921 **(3)**	81.96	0.623	12:06:37.880
8 -	***55.256***	31.042	***1:26.298*** **(1)**	***82.55***		***12:08:04.178***
9 -	55.487	31.723	1:27.210	81.69	0.912	12:09:31.388

P23 97 C1 Graeme JOHNSTONE (R)

Honda CB500 - Colin Johnstone Electrical

IDEAL LAP TIME : 1:26.008 BEST LAP TIME : 1:26.302 DIFFERENCE : 0.294

LAP	SECTOR 1	SECTOR 2	LAP TIME	MPH	DIFF	TIME OF DAY
1 -		32.541	1:37.186	73.30	10.884	11:57:56.463
2 -	56.772	31.622	1:28.394	80.60	2.092	11:59:24.857
3 -	56.011	31.126	1:27.137	81.76	0.835	12:00:51.994
4 -	56.963	31.513	1:28.476	80.52	2.174	12:02:20.470
5 -	56.056	31.170	1:27.226	81.68	0.924	12:03:47.696
6 -	55.459	***30.843***	***1:26.302*** **(1)**	***82.55***		***12:05:13.998***
7 -	55.530	31.646	1:27.176	81.72	0.874	12:06:41.174
8 -	***55.165***	31.226	1:26.391 **(2)**	82.46	0.089	12:08:07.565
9 -	55.739	31.381	1:27.120 **(3)**	81.77	0.818	12:09:34.685

P24 132 C1 Darren MELL (R)

Honda CB500 - The Boiler People Limited

IDEAL LAP TIME : 1:26.783 BEST LAP TIME : 1:26.959 DIFFERENCE : 0.176

LAP	SECTOR 1	SECTOR 2	LAP TIME	MPH	DIFF	TIME OF DAY
1 -		31.918	1:37.685	72.93	10.726	11:57:56.962
2 -	56.870	31.491	1:28.361	80.63	1.402	11:59:25.323
3 -	56.422	31.456	1:27.878	81.07	0.919	12:00:53.201
4 -	56.543	31.526	1:28.069	80.89	1.110	12:02:21.270
5 -	56.134	31.224	1:27.358	81.55	0.399	12:03:48.628
6 -	56.000	***31.114***	1:27.114 **(2)**	81.78	0.155	12:05:15.742
7 -	***55.669***	31.290	***1:26.959*** **(1)**	***81.93***		***12:06:42.701***
8 -	55.947	31.217	1:27.164 **(3)**	81.73	0.205	12:08:09.865
9 -	56.614	31.598	1:28.212	80.76	1.253	12:09:38.077

BMCRC - MRO Championships - Rnd 6 @ Donington Park National

Thunderbike 500

RACE 5 - SECTOR ANALYSIS

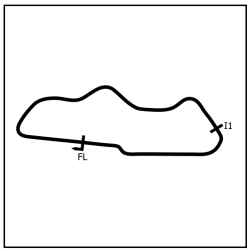

SECTOR 1 = FL to I1, SECTOR 2 = I1 to FL, DIFF = Difference To Personal Best Lap, P = Crossed Finish Line in Pit Lane, D = Time Disallowed

P25 36 C3 Joe BALDRY — Honda CB500 - Chilton Motors

IDEAL LAP TIME : 1:27.093 BEST LAP TIME : 1:27.093 DIFFERENCE : 0.000

LAP	SECTOR 1	SECTOR 2	LAP TIME		MPH	DIFF	TIME OF DAY
1 -		31.505	1:32.792		76.78	5.699	11:57:52.069
2 -	56.555	32.204	1:28.759		80.26	1.666	11:59:20.828
3 -	56.524	31.834	1:28.358		80.63	1.265	12:00:49.186
4 -	***55.689***	***31.404***	***1:27.093***	**(1)**	***81.80***		***12:02:16.279***
5 -	56.237	31.784	1:28.021	**(3)**	80.94	0.928	12:03:44.300
6 -	55.969	31.542	1:27.511	**(2)**	81.41	0.418	12:05:11.811
7 -	56.989	32.194	1:29.183		79.88	2.090	12:06:40.994
8 -	56.995	32.435	1:29.430		79.66	2.337	12:08:10.424
9 -	57.310	31.996	1:29.306		79.77	2.213	12:09:39.730

P26 80 C1 Rachel STACEY — Honda CB500 - ATO Racing

IDEAL LAP TIME : 1:27.224 BEST LAP TIME : 1:27.224 DIFFERENCE : 0.000

LAP	SECTOR 1	SECTOR 2	LAP TIME		MPH	DIFF	TIME OF DAY
1 -		31.728	1:35.266		74.78	8.042	11:57:54.543
2 -	56.563	32.158	1:28.721		80.30	1.497	11:59:23.264
3 -	56.452	32.251	1:28.703		80.32	1.479	12:00:51.967
4 -	56.407	31.821	1:28.228		80.75	1.004	12:02:20.195
5 -	55.944	32.087	1:28.031	**(2)**	80.93	0.807	12:03:48.226
6 -	***55.757***	***31.467***	***1:27.224***	**(1)**	***81.68***		***12:05:15.450***
7 -	55.817	32.277	1:28.094	**(3)**	80.87	0.870	12:06:43.544
8 -	56.395	32.311	1:28.706		80.31	1.482	12:08:12.250
9 -	58.217	32.561	1:30.778		78.48	3.554	12:09:43.028

P27 77 C1 Wayne DRAKE — Honda CB500 - None

IDEAL LAP TIME : 1:28.246 BEST LAP TIME : 1:28.708 DIFFERENCE : 0.462

LAP	SECTOR 1	SECTOR 2	LAP TIME		MPH	DIFF	TIME OF DAY
1 -		32.199	1:39.255		71.78	10.547	11:57:58.532
2 -	57.406	***31.302***	***1:28.708***	**(1)**	***80.31***		***11:59:27.240***
3 -	57.438	31.569	1:29.007	**(3)**	80.04	0.299	12:00:56.247
4 -	57.693	32.169	1:29.862		79.28	1.154	12:02:26.109
5 -	57.591	32.088	1:29.679		79.44	0.971	12:03:55.788
6 -	57.408	31.816	1:29.224		79.85	0.516	12:05:25.012
7 -	57.469	32.277	1:29.746		79.38	1.038	12:06:54.758
8 -	***56.944***	31.904	1:28.848	**(2)**	80.18	0.140	12:08:23.606
9 -	58.008	31.881	1:29.889		79.26	1.181	12:09:53.495

P28 155 C1 Paul ADAMS (R) — Honda CB500 - Adams Motor Repairs Ltd

IDEAL LAP TIME : 1:28.773 BEST LAP TIME : 1:29.019 DIFFERENCE : 0.246

LAP	SECTOR 1	SECTOR 2	LAP TIME		MPH	DIFF	TIME OF DAY
1 -		***31.544***	1:37.788		72.85	8.769	11:57:57.065
2 -	57.288	31.731	***1:29.019***	**(1)**	***80.03***		***11:59:26.084***
3 -	57.837	31.603	1:29.440		79.65	0.421	12:00:55.524
4 -	58.698	32.419	1:31.117		78.19	2.098	12:02:26.641
5 -	58.278	32.003	1:30.281		78.91	1.262	12:03:56.922
6 -	58.296	31.767	1:30.063		79.10	1.044	12:05:26.985
7 -	57.799	31.824	1:29.623		79.49	0.604	12:06:56.608
8 -	***57.229***	32.117	1:29.346	**(3)**	79.74	0.327	12:08:25.954
9 -	57.522	31.612	1:29.134	**(2)**	79.93	0.115	12:09:55.088

BMCRC - MRO Championships - Rnd 6 @ Donington Park National

Thunderbike 500

RACE 5 - SECTOR ANALYSIS

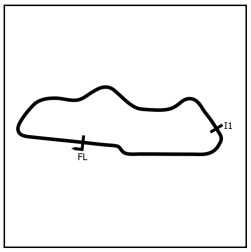

SECTOR 1 = FL to I1, SECTOR 2 = I1 to FL, DIFF = Difference To Personal Best Lap, P = Crossed Finish Line in Pit Lane, D = Time Disallowed

P29 57 C2 Dan PERKINS (R) Honda CB500 -

IDEAL LAP TIME : 1:27.890 BEST LAP TIME : 1:28.291 DIFFERENCE : 0.401

LAP	SECTOR 1	SECTOR 2	LAP TIME		MPH	DIFF	TIME OF DAY
1 -		33.330	1:40.539		70.86	12.248	11:57:59.816
2 -	58.580	32.533	1:31.113		78.19	2.822	11:59:30.929
3 -	58.689	32.124	1:30.813		78.45	2.522	12:01:01.742
4 -	58.591	32.122	1:30.713		78.54	2.422	12:02:32.455
5 -	57.690	31.944	1:29.634		79.48	1.343	12:04:02.089
6 -	57.358	31.999	1:29.357		79.73	1.066	12:05:31.446
7 -	56.763	31.731	1:28.494	(2)	80.50	0.203	12:06:59.940
8 -	***56.394***	31.897	***1:28.291***	**(1)**	***80.69***		***12:08:28.231***
9 -	57.210	***31.496***	1:28.706	(3)	80.31	0.415	12:09:56.937

P30 172 C3 Bobby CAMPBELL Honda CB500 - RAF Motorsports

IDEAL LAP TIME : 1:29.101 BEST LAP TIME : 1:29.244 DIFFERENCE : 0.143

LAP	SECTOR 1	SECTOR 2	LAP TIME		MPH	DIFF	TIME OF DAY
1 -		32.593	1:39.694		71.46	10.450	11:57:58.971
2 -	57.400	***31.844***	***1:29.244***	**(1)**	***79.83***		***11:59:28.215***
3 -	57.644	32.170	1:29.814	(3)	79.32	0.570	12:00:58.029
4 -	57.315	32.259	1:29.574	(2)	79.53	0.330	12:02:27.603
5 -	57.790	32.069	1:29.859		79.28	0.615	12:03:57.462
6 -	58.039	32.392	1:30.431		78.78	1.187	12:05:27.893
7 -	***57.257***	32.695	1:29.952		79.20	0.708	12:06:57.845
8 -	57.310	32.629	1:29.939		79.21	0.695	12:08:27.784
9 -	58.417	32.354	1:30.771		78.49	1.527	12:09:58.555

P31 76 C3 Ian CARTER Honda CB500 - ATO Racing + Moyes investments

IDEAL LAP TIME : 1:27.064 BEST LAP TIME : 1:27.064 DIFFERENCE : 0.000

LAP	SECTOR 1	SECTOR 2	LAP TIME		MPH	DIFF	TIME OF DAY
1 -		34.673	1:55.316		61.78	28.252	11:58:14.593
2 -	57.392	32.350	1:29.742		79.39	2.678	11:59:44.335
3 -	57.196	31.600	1:28.796		80.23	1.732	12:01:13.131
4 -	56.319	31.650	1:27.969	(3)	80.99	0.905	12:02:41.100
5 -	***55.503***	***31.561***	***1:27.064***	**(1)**	***81.83***		***12:04:08.164***
6 -	56.594	31.868	1:28.462		80.53	1.398	12:05:36.626
7 -	56.410	31.881	1:28.291		80.69	1.227	12:07:04.917
8 -	55.865	31.590	1:27.455	(2)	81.46	0.391	12:08:32.372

P32 425 C3 Jonathan CARPENTER (R) Honda CB500 - Morgan Price International Healthcare Ltd

IDEAL LAP TIME : 1:28.988 BEST LAP TIME : 1:28.988 DIFFERENCE : 0.000

LAP	SECTOR 1	SECTOR 2	LAP TIME		MPH	DIFF	TIME OF DAY
1 -		32.924	1:41.121		70.45	12.133	11:58:00.398
2 -	58.763	32.613	1:31.376		77.97	2.388	11:59:31.774
3 -	58.354	32.169	1:30.523	(3)	78.70	1.535	12:01:02.297
4 -	58.303	32.429	1:30.732		78.52	1.744	12:02:33.029
5 -	58.625	32.368	1:30.993		78.29	2.005	12:04:04.022
6 -	58.162	32.590	1:30.752		78.50	1.764	12:05:34.774
7 -	***56.912***	***32.076***	***1:28.988***	**(1)**	***80.06***		***12:07:03.762***
8 -	57.551	32.471	1:30.022	(2)	79.14	1.034	12:08:33.784

BMCRC - MRO Championships - Rnd 6 @ Donington Park National

Thunderbike 500

RACE 5 - SECTOR ANALYSIS

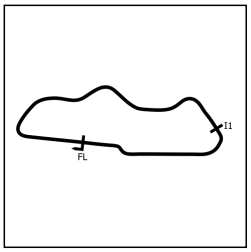

SECTOR 1 = FL to I1, SECTOR 2 = I1 to FL, DIFF = Difference To Personal Best Lap, P = Crossed Finish Line in Pit Lane, D = Time Disallowed

P33 636 C2 Bradley CATLING — Honda CB500 - Electric avenue Leeds Ltd

IDEAL LAP TIME : 1:33.560 BEST LAP TIME : 1:33.635 DIFFERENCE : 0.075

LAP	SECTOR 1	SECTOR 2	LAP TIME		MPH	DIFF	TIME OF DAY
1 -		33.844	1:45.409		67.59	11.774	11:58:04.686
2 -	1:02.290	33.558	1:35.848		74.33	2.213	11:59:40.534
3 -	1:01.543	33.213	1:34.756		75.18	1.121	12:01:15.290
4 -	***1:00.761***	32.999	1:33.760	**(2)**	75.98	0.125	12:02:49.050
5 -	1:01.217	33.224	1:34.441	**(3)**	75.44	0.806	12:04:23.491
6 -	1:03.238	38.446	1:41.684		70.06	8.049	12:06:05.175
7 -	1:00.836	***32.799***	***1:33.635***	**(1)**	***76.08***		***12:07:38.810***
8 -	1:01.611	33.380	1:34.991		75.00	1.356	12:09:13.801

P34 909 C2 Steven SMITH (R) — Honda CB500 -

IDEAL LAP TIME : 1:34.996 BEST LAP TIME : 1:35.351 DIFFERENCE : 0.355

LAP	SECTOR 1	SECTOR 2	LAP TIME		MPH	DIFF	TIME OF DAY
1 -		***34.068***	1:43.625		68.75	8.274	11:58:02.902
2 -	1:01.618	34.251	1:35.869	**(2)**	74.31	0.518	11:59:38.771
3 -	1:02.032	34.625	1:36.657		73.71	1.306	12:01:15.428
4 -	1:02.016	34.474	1:36.490		73.83	1.139	12:02:51.918
5 -	1:01.797	34.287	1:36.084	**(3)**	74.15	0.733	12:04:28.002
6 -	1:02.045	35.234	1:37.279		73.23	1.928	12:06:05.281
7 -	1:01.975	34.500	1:36.475		73.84	1.124	12:07:41.756
8 -	***1:00.928***	34.423	***1:35.351***	**(1)**	***74.72***		***12:09:17.107***

P35 68 C1 Martyn JOHNS (R) — Honda CB500 - Stack Dynamics

IDEAL LAP TIME : 1:24.372 BEST LAP TIME : 1:25.121 DIFFERENCE : 0.749

LAP	SECTOR 1	SECTOR 2	LAP TIME		MPH	DIFF	TIME OF DAY
1 -		31.430	1:33.780		75.97	8.659	11:57:53.057
2 -	56.155	31.227	1:27.382		81.53	2.261	11:59:20.439
3 -	54.684	31.514	1:26.198		82.65	1.077	12:00:46.637
4 -	54.634	***30.638***	1:25.272	**(2)**	83.55	0.151	12:02:11.909
5 -	55.445	31.080	1:26.525		82.34	1.404	12:03:38.434
6 -	55.277	30.767	1:26.044		82.80	0.923	12:05:04.478
7 -	54.626	30.928	1:25.554	**(3)**	83.27	0.433	12:06:30.032
8 -	***53.734***	31.387	***1:25.121***	**(1)**	***83.70***		***12:07:55.153***

P36 838 C2 Ben PARKINSON (R) — Honda CB500 - RabbitHole barbers

IDEAL LAP TIME : 1:30.497 BEST LAP TIME : 1:30.777 DIFFERENCE : 0.280

LAP	SECTOR 1	SECTOR 2	LAP TIME		MPH	DIFF	TIME OF DAY
1 -		32.820	1:40.413		70.95	9.636	11:57:59.690
2 -	***58.327***	32.450	***1:30.777***	**(1)**	***78.48***		***11:59:30.467***
3 -	58.834	32.242	1:31.076	**(3)**	78.22	0.299	12:01:01.543
4 -	58.535	32.292	1:30.827	**(2)**	78.44	0.050	12:02:32.370
5 -	58.908	***32.170***	1:31.078		78.22	0.301	12:04:03.448
6 -	58.341	32.755	1:31.096		78.21	0.319	12:05:34.544
7 -	1:00.019	IN PIT	1:41.647	**P**	70.09	10.870	12:07:16.191

BMCRC - MRO Championships - Rnd 6 @ Donington Park National

Thunderbike 500

RACE 5 - STATISTICS

Competitors Started	37
Planned Start	2026-07-26 @ 11:10:00.000
Actual Start	2026-07-26 @ 11:56:19.276
Finish Time	2026-07-26 @ 12:08:30.662
Track Length	1.9790mi.
Total Laps	317
Total Distance Covered	627.3643mi.

Session Fastest Lap History

NO	CL	NAME	LAP TIME	TIME OF DAY	LAP	VEHICLE
34	C1	**Aaron SILVESTER**	**1:21.491**	11:59:06.432	2	Honda CB500
24	C1	**Josh LEANING**	**1:21.348**	11:59:07.166	2	Honda CB500
34	C1	**Aaron SILVESTER**	**1:21.080**	12:00:27.512	3	Honda CB500
24	C1	**Josh LEANING**	**1:20.391**	12:00:27.557	3	Honda CB500
34	C1	**Aaron SILVESTER**	**1:20.274**	12:01:47.786	4	Honda CB500
34	C1	**Aaron SILVESTER**	**1:20.267**	12:08:30.663	9	Honda CB500

Session Leader History

NO	CL	NAME	FROM LAP	LAPS LED	DISTANCE	VEHICLE
34	C1	**Aaron SILVESTER**	1	9	17.77 miles	Honda CB500

Flag History

TYPE	TIME OF DAY
GREEN	11:56:19.276
FINISH	12:08:30.662

Flag Statistics

TYPE	COUNT	TOTAL LAPS	TOTAL TIME
Green	1	9	14:07.853
Red	0	0	0.000
Safety Car	0	0	0.000
FCY	0	0	0.000

BMCRC - MRO Championships - Rnd 6 @ Donington Park National

Thunderbike 500

RACE 5 - STATISTICS

CLASS : C1

15 Starters

Fastest Lap History

NO	NAME	LAP TIME	TIME OF DAY	LAP	VEHICLE
34	**Aaron SILVESTER**	**1:21.491**	11:59:06.432	2	Honda CB500
24	**Josh LEANING**	**1:21.348**	11:59:07.166	2	Honda CB500
34	**Aaron SILVESTER**	**1:21.080**	12:00:27.512	3	Honda CB500
24	**Josh LEANING**	**1:20.391**	12:00:27.557	3	Honda CB500
34	**Aaron SILVESTER**	**1:20.274**	12:01:47.786	4	Honda CB500
34	**Aaron SILVESTER**	**1:20.267**	12:08:30.663	9	Honda CB500

Leader History

NO	NAME	FROM LAP	LAPS LED	DISTANCE	VEHICLE
34	**Aaron SILVESTER**	1	9	17.77 miles	Honda CB500

BMCRC - MRO Championships - Rnd 6 @ Donington Park National

Thunderbike 500

RACE 5 - STATISTICS

CLASS : C2

12 Starters

Fastest Lap History

NO	NAME	LAP TIME	TIME OF DAY	LAP	VEHICLE
16	**Luke MACRAE**	**1:21.926**	11:59:07.065	2	Honda CB500
16	**Luke MACRAE**	**1:21.372**	12:03:12.793	5	Honda CB500

Leader History

NO	NAME	FROM LAP	LAPS LED	DISTANCE	VEHICLE
16	**Luke MACRAE**	1	9	17.77 miles	Honda CB500

BMCRC - MRO Championships - Rnd 6 @ Donington Park National

Thunderbike 500

RACE 5 - STATISTICS

CLASS : C3

10 Starters

Fastest Lap History

NO	NAME	LAP TIME	TIME OF DAY	LAP	VEHICLE
62	**Max MACRAE**	**1:23.487**	11:59:10.542	2	Honda CB500
62	**Max MACRAE**	**1:23.282**	12:00:33.824	3	Honda CB500
62	**Max MACRAE**	**1:22.648**	12:01:56.472	4	Honda CB500
62	**Max MACRAE**	**1:22.294**	12:07:27.646	8	Honda CB500

Leader History

NO	NAME	FROM LAP	LAPS LED	DISTANCE	VEHICLE
62	**Max MACRAE**	1	9	17.77 miles	Honda CB500

Weather / Track : Cloudy / Dry

Donington Park National: 1.9790 miles
Date: 26/07/2026 Start: 11:56 Finish: 12:08

BMCRC - MRO Championships - Rnd 6 @ Donington Park National

Thunderbike 500

RACE 15 - GRID (10 Laps)



These results are provisional until the conclusion of any judicial and technical matters.

Donington Park National: 1.9790 miles

Clerk Of Course: Caroline Patterson / Andy Brown	Timekeeper: Richard Evans	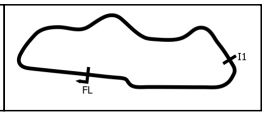

Results can be found at www.tsl-timing.com

Printed - 12:18 Sunday, 26 July 2026

BMCRC - MRO Championships - Rnd 6 @ Donington Park National

Thunderbike 500

RACE 15 - CLASSIFICATION

Race Distance: 10 Laps / 19.79 miles

POS	NO	CL	PIC	NAME	ENTRY	LAPS	TIME	GAP	DIFF	MPH	BEST	ON	GRD	↑↓
1	34	C1	1	Aaron SILVESTER	Honda CB500 - A & J Racing	10	13:29.221			87.87	1:20.195	2	1	0
2	87	C1	2	Finn CHALK	Honda CB500 - FCR	10	13:30.976	1.755	1.755	87.68	1:20.171	5	4	2
3	24	C1	3	Josh LEANING	Honda CB500 - Shane brocklehurst transport	10	13:33.095	3.874	2.119	87.45	1:20.453	9	2	-1
4	16	C2	1	Luke MACRAE	Honda CB500 - Helmet City Northlands Fencing	10	13:34.744	5.523	1.649	87.27	1:20.708	2	3	-1
5	66	C1	4	Benjamin ROUND	Honda CB500 -	10	13:34.892	5.671	0.148	87.26	1:20.791	6	5	0
6	62	C3	1	Max MACRAE	Honda CB500 - MacRae Racing	10	13:46.829	17.608	11.937	86.00	1:21.573	3	7	1
7	116	C1	5	Owen WILKINSON	Honda CB500 -	10	13:53.105	23.884	6.276	85.35	1:22.366	2	9	2
8	7	C2	2	Shaun O'HARA	Honda CB500 - Advanced Vehicle Alarms	10	13:53.915	24.694	0.810	85.27	1:22.491	2	8	0
9	75	C2	3	Peter WOODALL	Honda CB500 - RevdCoin	10	14:09.621	40.400	15.706	83.69	1:23.920	7	12	3
10	1	C2	4	Daniel NORTH	Honda CB500 - ROAM Cafe Bistro	10	14:09.653	40.432	0.032	83.69	1:23.987	6	11	1
11	626	C2	5	Jamie HORNER	Honda CB500 - TRENT TRACTORS AND MOWERS	10	14:09.904	40.683	0.251	83.66	1:23.816	5	10	-1
12	112	C1	6	Spencer BAKER (R)	Honda CB500 - SB Racing	10	14:10.736	41.515	0.832	83.58	1:23.206	9	17	5
13	26	C3	2	Colt DWYER	Honda CB500 - Regal Aluminium	10	14:16.769	47.548	6.033	82.99	1:24.350	7	14	1
14	36	C3	3	Joe BALDRY	Honda CB500 - Chilton Motors	10	14:17.020	47.799	0.251	82.97	1:24.363	5	28	14
15	505	C2	6	Philip I'ANSON (R)	Honda CB500 - HG Heat	10	14:17.152	47.931	0.132	82.96	1:24.275	5	15	0
16	76	C3	4	Ian CARTER	Honda CB500 - ATO Racing + Moyes investments	10	14:17.855	48.634	0.703	82.89	1:24.406	10	26	10
17	110	C3	5	Will KEARNEY	Honda CB500 - WILLYDRIZZLE.COM	10	14:18.835	49.614	0.980	82.79	1:24.667	10	19	2
18	906	C1	7	Camille GUYOT (R)	Honda CB500 -	10	14:30.901	1:01.680	12.066	81.65	1:25.575	2	20	2
19	30	C3	6	Jordan BUTLER (R)	Honda CB500 - JB Racing with Double D Graphics	10	14:31.016	1:01.795	0.115	81.64	1:25.334	3	21	2
20	716	C2	7	Stephen DAVIES (R)	Honda CB500 -	10	14:34.149	1:04.928	3.133	81.34	1:26.299	2	24	4
21	25	C1	8	Dylan JORDAN (R)	Honda CB500 - Delta T Racing	10	14:35.716	1:06.495	1.567	81.20	1:25.987	9	27	6
22	97	C1	9	Graeme JOHNSTONE (R)	Honda CB500 - Colin Johnstone Electrical	10	14:38.838	1:09.617	3.122	80.91	1:26.134	9	23	1
23	132	C1	10	Darren MELL (R)	Honda CB500 - The Boiler People Limited	10	14:43.767	1:14.546	4.929	80.46	1:26.893	8	25	2
24	22	C3	7	Simon FINCH	Honda CB500 -	10	14:46.883	1:17.662	3.116	80.17	1:26.027	6	22	-2
25	77	C1	11	Wayne DRAKE	Honda CB500 - None	10	14:50.209	1:20.988	3.326	79.88	1:27.247	4	31	6
26	172	C3	8	Bobby CAMPBELL	Honda CB500 - RAF Motorsports	9	13:34.903	1 Lap	1 Lap	78.51	1:29.487	2	34	8
27	57	C2	8	Dan PERKINS (R)	Honda CB500 -	9	13:38.158	1 Lap	3.255	78.20	1:28.279	9	30	3
28	175	C2	9	Jack SUMNER (R)	Honda CB500 -	9	13:39.299	1 Lap	1.141	78.09	1:28.148	9	38	10
29	155	C1	12	Paul ADAMS (R)	Honda CB500 - Adams Motor Repairs Ltd	9	13:40.860	1 Lap	1.561	77.94	1:29.091	9	33	4
30	425*	C3	9	Jonathan CARPENTER (R)	Honda CB500 - Morgan Price International Healthcare Ltd	9	13:51.143	1 Lap	10.283	76.98	1:29.268	9	32	2
31	909	C2	10	Steven SMITH (R)	Honda CB500 -	9	14:11.550	1 Lap	20.407	75.13	1:32.642	2	37	6

NOT CLASSIFIED

DNF	23	C1		Adrian KERSHAW	Honda CB500 - ADK Racing	9	12:29.291	1 Lap		85.39	1:22.413	5	6	
DNF	838	C2		Ben PARKINSON (R)	Honda CB500 - RabbitHole barbers	6	9:09.976	4 Laps	3 Laps	77.47	1:29.962	2	35	
DNF	42	C3		Gary ADORJAN	Honda CB500 - Hippo Racing	4	5:50.177	6 Laps	2 Laps	80.99	1:25.596	4	18	
DNF	636	C2		Bradley CATLING	Honda CB500 - Electric avenue Leeds Ltd	4	6:31.621	6 Laps	41.444	72.42	1:33.149	2	36	
DNF	11	C1		Mark OSBORNE	Honda CB500 - PAL driving school	2	2:56.024	8 Laps	2 Laps	80.17	1:25.684	2	13	

NOT STARTED

NS	68	C1		Martyn JOHNS (R)	Honda CB500 - Stack Dynamics								16	
NS	80	C1		Rachel STACEY	Honda CB500 - ATO Racing								29	
NS	90	C1		Alexander MANN	Honda CB500 - HS RACING								39	
NS	82	C3		Jack WOLFF	Honda CB500 -								40	
NS	43	C2		Max SILVESTER	Honda CB500 - SRT Supplies								41	

FASTEST LAP

87	C1	Finn CHALK	Honda CB500 - FCR	5	1:20.171	88.86 mph	143.01 kph	
16	C2	Luke MACRAE	Honda CB500 - Helmet City Northlands Fencing	2	1:20.708	88.27 mph	142.06 kph	
62	C3	Max MACRAE	Honda CB500 - MacRae Racing	3	1:21.573	87.34 mph	140.56 kph	

#425 - 10 Second penalty applied - Yellow flag infringement.
Class C1 - 92.5% of Race Speed = 81.27 mph
Class C2 - 92.5% of Race Speed = 80.72 mph
Class C3 - 92.5% of Race Speed = 79.55 mph

Weather / Track : Cloudy / Dry
These results are provisional until the conclusion of any judicial and technical matters.

Date: 26/07/2026 Start: 15:46 Finish: 16:00
Donington Park National: 1.9790 miles

Clerk Of Course: Caroline Patterson / Andy Brown	Timekeeper: Richard Evans	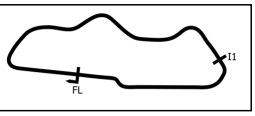

Results can be found at www.tsl-timing.com

Printed - 16:03 Sunday, 26 July 2026

BMCRC - MRO Championships - Rnd 6 @ Donington Park National

Thunderbike 500

RACE 15 - LAP CHART

LAP 1 @ 15:48:02.316

NO	BEHIND	LAP TIME
34		1:23.779
87	0.388	1:24.167
24	0.501	1:24.280
66	0.772	1:24.551
16	0.919	1:24.698
62	1.738	1:25.517
116	2.068	1:25.847
7	3.111	1:26.890
23	3.149	1:26.928
626	3.636	1:27.415
1	4.222	1:28.001
75	5.297	1:29.076
112	6.521	1:30.300
11	6.561	1:30.340
26	6.799	1:30.578
505	6.859	1:30.638
110	7.451	1:31.230
76	7.684	1:31.463
42	7.965	1:31.744
22	8.052	1:31.831
36	9.036	1:32.815
906	9.462	1:33.241
30	10.140	1:33.919
716	11.018	1:34.797
132	11.178	1:34.957
25	11.444	1:35.223
97	12.355	1:36.134
172	12.853	1:36.632
77	13.268	1:37.047
838	14.230	1:38.009
155	14.643	1:38.422
57	14.832	1:38.611
425	15.671	1:39.450
175	15.861	1:39.640
909	17.238	1:41.017
636	19.009	1:42.788

LAP 2 @ 15:49:22.511

NO	BEHIND	LAP TIME
34		1:20.195
87	0.906	1:20.713
24	1.351	1:21.045
66	1.384	1:20.807
16	1.432	1:20.708
62	3.385	1:21.842
116	4.239	1:22.366
7	5.407	1:22.491
23	5.645	1:22.691
1	8.922	1:24.895
626	9.069	1:25.628
75	9.188	1:24.086
112	11.515	1:25.189
11	12.050	1:25.684
505	12.111	1:25.447
26	12.606	1:26.002
76	12.822	1:25.333
110	12.972	1:25.716
42	14.154	1:26.384
36	14.267	1:25.426
22	14.546	1:26.689
906	14.842	1:25.575
30	15.476	1:25.531
716	17.122	1:26.299
25	19.111	1:27.862
132	19.123	1:28.140
97	19.179	1:27.019
172	22.145	1:29.487
77	22.503	1:29.430
838	23.997	1:29.962
57	24.697	1:30.060
175	25.538	1:29.872
155	25.766	1:31.318
425	26.181	1:30.705
909	29.685	1:32.642
636	31.963	1:33.149

LAP 3 @ 15:50:42.811

NO	BEHIND	LAP TIME
34		1:20.300
24	2.002	1:20.951
66	2.440	1:21.356
16	2.532	1:21.400
87	3.712	1:23.106
62	4.658	1:21.573
116	6.495	1:22.556
7	7.898	1:22.791
23	8.059	1:22.714
1	12.832	1:24.210
626	12.851	1:24.082
75	12.946	1:24.058
112	15.747	1:24.532
505	18.031	1:26.220
76	18.118	1:25.596
26	18.195	1:25.889
110	18.351	1:25.679
36	19.322	1:25.355
42	20.307	1:26.453
30	20.510	1:25.334
906	20.860	1:26.318
716	23.273	1:26.451
25	25.485	1:26.674
22	26.347	1:32.101
97	27.506	1:28.627
132	27.698	1:28.875
77	30.769	1:28.566
172	31.532	1:29.687
838	33.892	1:30.195
57	33.937	1:29.540
175	35.026	1:29.788
425	36.279	1:30.398
155	36.809	1:31.343
909	43.780	1:34.395
636	45.348	1:33.685

LAP 4 @ 15:52:03.310

NO	BEHIND	LAP TIME
34		1:20.499
24	2.677	1:21.174
66	2.838	1:20.897
16	3.074	1:21.041
87	3.388	1:20.175
62	6.076	1:21.917
116	9.354	1:23.358
7	10.846	1:23.447
23	11.115	1:23.555
626	16.742	1:24.390
75	17.326	1:24.879
1	17.345	1:25.012
112	19.529	1:24.281
505	21.926	1:24.394
26	22.566	1:24.870
76	23.094	1:25.475
110	23.388	1:25.536
36	23.520	1:24.697
42	25.404	1:25.596
30	25.569	1:25.558
906	26.889	1:26.528
716	29.284	1:26.510
25	31.685	1:26.699
22	33.378	1:27.530
97	33.583	1:26.576
132	35.494	1:28.295
77	37.517	1:27.247
172	40.680	1:29.647
838	43.785	1:30.392
57	43.882	1:30.444
175	44.316	1:29.789
425	45.237	1:29.457
155	46.239	1:29.929
909	56.648	1:33.367
636	1:06.848	1:41.999 P

LAP 5 @ 15:53:23.570

NO	BEHIND	LAP TIME
34		1:20.260
24	3.063	1:20.646
87	3.299	1:20.171
66	3.610	1:21.032
16	3.825	1:21.011
62	7.859	1:22.043
116	12.305	1:23.211
7	13.253	1:22.667
23	13.268	1:22.413
626	20.298	1:23.816
75	21.125	1:24.059
1	21.169	1:24.084
112	23.497	1:24.228
505	25.941	1:24.275
26	26.850	1:24.544
76	27.401	1:24.567
36	27.623	1:24.363
110	27.980	1:24.852
30	32.900	1:27.591
906	34.011	1:27.382
716	35.582	1:26.558
25	39.020	1:27.595
97	39.945	1:26.622
22	40.560	1:27.442
132	43.015	1:27.781
77	45.606	1:28.349
172	50.875	1:30.455
838	54.220	1:30.695
57	54.391	1:30.769
175	54.679	1:30.623
425	54.989	1:30.012
155	56.293	1:30.314
909	1:11.866	1:35.478

LAP 6 @ 15:54:43.886

NO	BEHIND	LAP TIME
34		1:20.316
87	3.436	1:20.453
24	3.539	1:20.792
66	4.085	1:20.791
16	4.234	1:20.725
62	9.543	1:22.000
116	15.290	1:23.301
23	15.473	1:22.521
7	15.999	1:23.062
1	24.840	1:23.987
626	24.842	1:24.860
75	25.113	1:24.304
112	27.558	1:24.377
505	30.557	1:24.932
26	31.166	1:24.632
36	31.746	1:24.439
76	32.897	1:25.812
110	33.032	1:25.368
30	39.072	1:26.488
906	39.346	1:25.651
716	41.765	1:26.499
25	45.022	1:26.318
97	45.948	1:26.319
22	46.271	1:26.027
132	49.793	1:27.094
77	53.214	1:27.924
172	1:00.472	1:29.913
175	1:04.394	1:30.031
838	1:04.627	1:30.723
57	1:05.090	1:31.015
425	1:05.375	1:30.702
155	1:05.553	1:29.576

LAP 7 @ 15:56:05.014

NO	BEHIND	LAP TIME
34		1:21.128
87	3.191	1:20.883
24	4.363	1:21.952
16	4.655	1:21.549
909	1 Lap	1:34.314
66	4.767	1:21.810
62	11.029	1:22.614
116	16.659	1:22.497
23	16.838	1:22.493
7	17.563	1:22.692
75	27.905	1:23.920
626	27.995	1:24.281
1	28.074	1:24.362
112	30.780	1:24.350
26	34.388	1:24.350
505	34.459	1:25.030
36	35.171	1:24.553
110	37.030	1:25.126
76	37.084	1:25.315
906	44.165	1:25.947
30	44.363	1:26.419
716	47.230	1:26.593
25	50.728	1:26.834
97	52.111	1:27.291
132	56.252	1:27.587
22	59.858	1:34.715
77	1:00.180	1:28.094
172	1:09.290	1:29.946
175	1:14.127	1:30.861
57	1:14.203	1:30.241
155	1:15.026	1:30.601
425	1:15.541	1:31.294

LAP 8 @ 15:57:25.707

NO	BEHIND	LAP TIME
34		1:20.693
87	3.200	1:20.702
24	4.248	1:20.578
16	5.078	1:21.116
66	5.173	1:21.099
62	13.704	1:23.368
909	1 Lap	1:33.495
23	18.953	1:22.808
116	19.215	1:23.249
7	20.168	1:23.298
626	32.369	1:25.067
75	32.416	1:25.204
1	32.421	1:25.040
112	33.992	1:23.905
505	38.703	1:24.937
26	39.140	1:25.445
36	39.152	1:24.674
76	41.382	1:24.991
110	41.982	1:25.645
906	50.146	1:26.674
30	50.338	1:26.668
716	53.550	1:27.013
25	56.510	1:26.475
97	57.957	1:26.539
132	1:02.452	1:26.893
22	1:06.461	1:27.296
77	1:07.606	1:28.119
172	1:18.174	1:29.577

LAP 9 @ 15:58:47.498

NO	BEHIND	LAP TIME
34		1:21.791
57	1 Lap	1:29.199
87	1.612	1:20.203
175	1 Lap	1:30.547
155	1 Lap	1:30.266
24	2.910	1:20.453
425	1 Lap	1:29.857
66	4.378	1:20.996
16	4.392	1:21.105
62	14.767	1:22.854
23	20.330	1:23.168
116	20.863	1:23.439
7	21.095	1:22.718
909	1 Lap	1:33.066
626	34.851	1:24.273
1	34.865	1:24.235
75	35.125	1:24.500
112	35.407	1:23.206
36	42.623	1:25.262
505	42.681	1:25.769
26	42.909	1:25.560
76	44.488	1:24.897
110	45.207	1:25.016
906	54.975	1:26.620
30	55.082	1:26.535
716	58.285	1:26.526
25	1:00.706	1:25.987
97	1:02.300	1:26.134
132	1:07.728	1:27.067
22	1:11.227	1:26.557
77	1:13.100	1:27.285

Weather / Track : Cloudy / Dry

Donington Park National: 1.9790 miles
Date: 26/07/2026 Start: 15:46 Finish: 16:00

BMCRC - MRO Championships - Rnd 6 @ Donington Park National

Thunderbike 500

RACE 15 - LAP CHART

LAP 10	@ 16:00:07.758	
NO	BEHIND	LAP TIME
34		1:20.260
87	1.755	1:20.403
24	3.874	1:21.224
16	5.523	1:21.391
66	5.671	1:21.553
172	1 Lap	1:29.559
57	1 Lap	1:28.279
175	1 Lap	1:28.148
155	1 Lap	1:29.091
425	1 Lap	1:29.268
62	17.608	1:23.101
116	23.884	1:23.281
7	24.694	1:23.859
75	40.400	1:25.535
1	40.432	1:25.827
626	40.683	1:26.092
112	41.515	1:26.368
909	1 Lap	1:33.776
26	47.548	1:24.899
36	47.799	1:25.436
505	47.931	1:25.510
76	48.634	1:24.406
110	49.614	1:24.667
906	1:01.680	1:26.965
30	1:01.795	1:26.973
716	1:04.928	1:26.903
25	1:06.495	1:26.049
97	1:09.617	1:27.577
132	1:14.546	1:27.078
22	1:17.662	1:26.695
77	1:20.988	1:28.148

BMCRC - MRO Championships - Rnd 6 @ Donington Park National

Thunderbike 500

RACE 15 - POSITION CHART

No	Name	Lap Pos	1	2	3	4	5	6	7	8	9	10
34	SILVESTER	1	34	34	34	34	34	34	34	34	34	34
24	LEANING	2	87	87	24	24	24	87	87	87	87	87
16	MACRAE	3	24	24	66	66	87	24	24	24	24	24
87	CHALK	4	66	66	16	16	66	66	16	16	66	16
66	ROUND	5	16	16	87	87	16	16	66	66	16	66
23	KERSHAW	6	62	62	62	62	62	62	62	62	62	62
62	MACRAE	7	116	116	116	116	116	116	116	23	23	116
7	O'HARA	8	7	7	7	7	7	23	23	116	116	7
116	WILKINSON	9	23	23	23	23	23	7	7	7	7	75
626	HORNER	10	626	1	1	626	626	1	75	626	626	1
1	NORTH	11	1	626	626	75	75	626	626	75	1	626
75	WOODALL	12	75	75	75	1	1	75	1	1	75	112
11	OSBORNE	13	112	112	112	112	112	112	112	112	112	26
26	DWYER	14	11	11	505	505	505	505	26	505	36	36
505	I'ANSON (R)	15	26	505	76	26	26	26	505	26	505	505
68	JOHNS (R)	16	505	26	26	76	76	36	36	36	26	76
112	BAKER (R)	17	110	76	110	110	36	76	110	76	76	110
42	ADORJAN	18	76	110	36	36	110	110	76	110	110	906
110	KEARNEY	19	42	42	42	42	30	30	906	906	906	30
906	GUYOT (R)	20	22	36	30	30	906	906	30	30	30	716
30	BUTLER (R)	21	36	22	906	906	716	716	716	716	716	25
22	FINCH	22	906	906	716	716	25	25	25	25	25	97
97	JOHNSTONE (R)	23	30	30	25	25	97	97	97	97	97	132
716	DAVIES (R)	24	716	716	22	22	22	22	132	132	132	22
132	MELL (R)	25	132	25	97	97	132	132	22	22	22	77
76	CARTER	26	25	132	132	132	77	77	77	77	77	
25	JORDAN (R)	27	97	97	77	77	172	172	172	172	172	
36	BALDRY	28	172	172	172	172	838	175	175	57	57	
80	STACEY	29	77	77	838	838	57	838	57	175	175	
57	PERKINS (R)	30	838	838	57	57	175	57	155	155	155	
77	DRAKE	31	155	57	175	175	425	425	425	425	425	
425	CARPENTER (R)	32	57	175	425	425	155	155	909	909	909	
155	ADAMS (R)	33	425	155	155	155	909	909				
172	CAMPBELL	34	175	425	909	909						
838	PARKINSON (R)	35	909	909	636	*636*						
636	CATLING	36	636	636								
909	SMITH (R)	37										
175	SUMNER (R)	38										
90	MANN	39										
82	WOLFF	40										
43	SILVESTER	41										

Weather / Track : Cloudy / Dry

Donington Park National: 1.9790 miles
Date: 26/07/2026 Start: 15:46 Finish: 16:00

Results can be found at www.tsl-timing.com

Printed - 16:02 Sunday, 26 July 2026

BMCRC - MRO Championships - Rnd 6 @ Donington Park National

Thunderbike 500

RACE 15 - SECTOR ANALYSIS

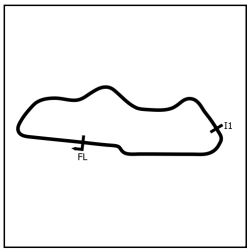

SECTOR 1 = FL to I1, SECTOR 2 = I1 to FL, DIFF = Difference To Personal Best Lap, P = Crossed Finish Line in Pit Lane, D = Time Disallowed

P1 34 C1 Aaron SILVESTER — Honda CB500 - A & J Racing

IDEAL LAP TIME : 1:19.925 BEST LAP TIME : 1:20.195 DIFFERENCE : 0.270

LAP	SECTOR 1	SECTOR 2	LAP TIME	MPH	DIFF	TIME OF DAY
1 -		29.087	1:23.779	85.04	3.584	15:48:02.316
2 -	51.420	28.775	***1:20.195*** **(1)**	***88.84***		***15:49:22.511***
3 -	51.359	28.941	1:20.300	88.72	0.105	15:50:42.811
4 -	51.439	29.060	1:20.499	88.50	0.304	15:52:03.310
5 -	***51.196***	29.064	1:20.260 **(2)**	88.76	0.065	15:53:23.570
6 -	51.493	28.823	1:20.316	88.70	0.121	15:54:43.886
7 -	51.827	29.301	1:21.128	87.81	0.933	15:56:05.014
8 -	51.683	29.010	1:20.693	88.29	0.498	15:57:25.707
9 -	52.270	29.521	1:21.791	87.10	1.596	15:58:47.498
10 -	51.531	***28.729***	1:20.260 **(2)**	88.76	0.065	16:00:07.758

P2 87 C1 Finn CHALK — Honda CB500 - FCR

IDEAL LAP TIME : 1:20.044 BEST LAP TIME : 1:20.171 DIFFERENCE : 0.127

LAP	SECTOR 1	SECTOR 2	LAP TIME	MPH	DIFF	TIME OF DAY
1 -		29.075	1:24.167	84.64	3.996	15:48:02.704
2 -	51.829	28.884	1:20.713	88.27	0.542	15:49:23.417
3 -	54.286	28.820	1:23.106	85.72	2.935	15:50:46.523
4 -	51.466	28.709	1:20.175 **(2)**	88.86	0.004	15:52:06.698
5 -	***51.402***	28.769	***1:20.171*** **(1)**	***88.86***		***15:53:26.869***
6 -	51.747	28.706	1:20.453	88.55	0.282	15:54:47.322
7 -	51.711	29.172	1:20.883	88.08	0.712	15:56:08.205
8 -	51.734	28.968	1:20.702	88.28	0.531	15:57:28.907
9 -	51.413	28.790	1:20.203 **(3)**	88.83	0.032	15:58:49.110
10 -	51.761	***28.642***	1:20.403	88.61	0.232	16:00:09.513

P3 24 C1 Josh LEANING — Honda CB500 - Shane brocklehurst transport

IDEAL LAP TIME : 1:20.159 BEST LAP TIME : 1:20.453 DIFFERENCE : 0.294

LAP	SECTOR 1	SECTOR 2	LAP TIME	MPH	DIFF	TIME OF DAY
1 -		29.336	1:24.280	84.53	3.827	15:48:02.817
2 -	51.514	29.531	1:21.045	87.90	0.592	15:49:23.862
3 -	51.828	29.123	1:20.951	88.01	0.498	15:50:44.813
4 -	51.829	29.345	1:21.174	87.77	0.721	15:52:05.987
5 -	51.552	29.094	1:20.646 **(3)**	88.34	0.193	15:53:26.633
6 -	52.136	***28.656***	1:20.792	88.18	0.339	15:54:47.425
7 -	51.880	30.072	1:21.952	86.93	1.499	15:56:09.377
8 -	51.602	28.976	1:20.578 **(2)**	88.41	0.125	15:57:29.955
9 -	***51.503***	28.950	***1:20.453*** **(1)**	***88.55***		***15:58:50.408***
10 -	51.798	29.426	1:21.224	87.71	0.771	16:00:11.632

P4 16 C2 Luke MACRAE — Honda CB500 - Helmet City Northlands Fencing

IDEAL LAP TIME : 1:20.256 BEST LAP TIME : 1:20.708 DIFFERENCE : 0.452

LAP	SECTOR 1	SECTOR 2	LAP TIME	MPH	DIFF	TIME OF DAY
1 -		29.126	1:24.698	84.11	3.990	15:48:03.235
2 -	51.921	28.787	***1:20.708*** **(1)**	***88.27***		***15:49:23.943***
3 -	52.310	29.090	1:21.400	87.52	0.692	15:50:45.343
4 -	51.558	29.483	1:21.041	87.91	0.333	15:52:06.384
5 -	52.197	28.814	1:21.011 **(3)**	87.94	0.303	15:53:27.395
6 -	52.018	***28.707***	1:20.725 **(2)**	88.25	0.017	15:54:48.120
7 -	***51.549***	30.000	1:21.549	87.36	0.841	15:56:09.669
8 -	52.054	29.062	1:21.116	87.83	0.408	15:57:30.785
9 -	52.238	28.867	1:21.105	87.84	0.397	15:58:51.890
10 -	52.275	29.116	1:21.391	87.53	0.683	16:00:13.281

BMCRC - MRO Championships - Rnd 6 @ Donington Park National

Thunderbike 500

RACE 15 - SECTOR ANALYSIS

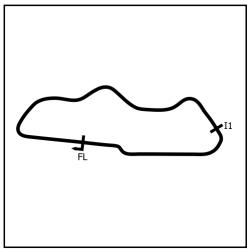

SECTOR 1 = FL to I1, SECTOR 2 = I1 to FL, DIFF = Difference To Personal Best Lap, P = Crossed Finish Line in Pit Lane, D = Time Disallowed

P5 66 C1 Benjamin ROUND — Honda CB500 -

IDEAL LAP TIME : 1:20.350 BEST LAP TIME : 1:20.791 DIFFERENCE : 0.441

LAP	SECTOR 1	SECTOR 2	LAP TIME		MPH	DIFF	TIME OF DAY
1 -		29.280	1:24.551		84.26	3.760	15:48:03.088
2 -	51.816	28.991	1:20.807	(2)	88.16	0.016	15:49:23.895
3 -	52.494	***28.862***	1:21.356		87.57	0.565	15:50:45.251
4 -	51.855	29.042	1:20.897	(3)	88.07	0.106	15:52:06.148
5 -	52.168	28.864	1:21.032		87.92	0.241	15:53:27.180
6 -	51.874	28.917	***1:20.791***	(1)	***88.18***		***15:54:47.971***
7 -	***51.488***	30.322	1:21.810		87.08	1.019	15:56:09.781
8 -	52.156	28.943	1:21.099		87.85	0.308	15:57:30.880
9 -	51.790	29.206	1:20.996		87.96	0.205	15:58:51.876
10 -	52.587	28.966	1:21.553		87.36	0.762	16:00:13.429

P6 62 C3 Max MACRAE — Honda CB500 - MacRae Racing

IDEAL LAP TIME : 1:21.368 BEST LAP TIME : 1:21.573 DIFFERENCE : 0.205

LAP	SECTOR 1	SECTOR 2	LAP TIME		MPH	DIFF	TIME OF DAY
1 -		29.106	1:25.517		83.31	3.944	15:48:04.054
2 -	52.633	29.209	1:21.842	(2)	87.05	0.269	15:49:25.896
3 -	52.571	***29.002***	***1:21.573***	(1)	***87.34***		***15:50:47.469***
4 -	***52.366***	29.551	1:21.917	(3)	86.97	0.344	15:52:09.386
5 -	52.498	29.545	1:22.043		86.84	0.470	15:53:31.429
6 -	52.602	29.398	1:22.000		86.88	0.427	15:54:53.429
7 -	52.716	29.898	1:22.614		86.24	1.041	15:56:16.043
8 -	53.663	29.705	1:23.368		85.46	1.795	15:57:39.411
9 -	52.958	29.896	1:22.854		85.99	1.281	15:59:02.265
10 -	53.085	30.016	1:23.101		85.73	1.528	16:00:25.366

P7 116 C1 Owen WILKINSON — Honda CB500 -

IDEAL LAP TIME : 1:22.252 BEST LAP TIME : 1:22.366 DIFFERENCE : 0.114

LAP	SECTOR 1	SECTOR 2	LAP TIME		MPH	DIFF	TIME OF DAY
1 -		29.722	1:25.847		82.99	3.481	15:48:04.384
2 -	52.871	***29.495***	***1:22.366***	(1)	***86.49***		***15:49:26.750***
3 -	***52.757***	29.799	1:22.556	(3)	86.30	0.190	15:50:49.306
4 -	53.173	30.185	1:23.358		85.47	0.992	15:52:12.664
5 -	53.151	30.060	1:23.211		85.62	0.845	15:53:35.875
6 -	53.000	30.301	1:23.301		85.52	0.935	15:54:59.176
7 -	52.914	29.583	1:22.497	(2)	86.36	0.131	15:56:21.673
8 -	53.566	29.683	1:23.249		85.58	0.883	15:57:44.922
9 -	53.716	29.723	1:23.439		85.38	1.073	15:59:08.361
10 -	52.793	30.488	1:23.281		85.54	0.915	16:00:31.642

P8 7 C2 Shaun O'HARA — Honda CB500 - Advanced Vehicle Alarms

IDEAL LAP TIME : 1:22.201 BEST LAP TIME : 1:22.491 DIFFERENCE : 0.290

LAP	SECTOR 1	SECTOR 2	LAP TIME		MPH	DIFF	TIME OF DAY
1 -		29.715	1:26.890		81.99	4.399	15:48:05.427
2 -	53.187	***29.304***	***1:22.491***	(1)	***86.36***		***15:49:27.918***
3 -	53.272	29.519	1:22.791		86.05	0.300	15:50:50.709
4 -	53.411	30.036	1:23.447		85.37	0.956	15:52:14.156
5 -	***52.897***	29.770	1:22.667	(2)	86.18	0.176	15:53:36.823
6 -	53.289	29.773	1:23.062		85.77	0.571	15:54:59.885
7 -	52.914	29.778	1:22.692	(3)	86.15	0.201	15:56:22.577
8 -	52.948	30.350	1:23.298		85.53	0.807	15:57:45.875
9 -	53.087	29.631	1:22.718		86.13	0.227	15:59:08.593
10 -	52.943	30.916	1:23.859		84.95	1.368	16:00:32.452

BMCRC - MRO Championships - Rnd 6 @ Donington Park National

Thunderbike 500

RACE 15 - SECTOR ANALYSIS

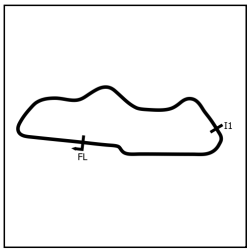

SECTOR 1 = FL to I1, SECTOR 2 = I1 to FL, DIFF = Difference To Personal Best Lap, P = Crossed Finish Line in Pit Lane, D = Time Disallowed

P9 75 C2 Peter WOODALL — Honda CB500 - RevdCoin

IDEAL LAP TIME : 1:23.827 BEST LAP TIME : 1:23.920 DIFFERENCE : 0.093

LAP	SECTOR 1	SECTOR 2	LAP TIME	MPH	DIFF	TIME OF DAY
1 -		30.120	1:29.076	79.98	5.156	15:48:07.613
2 -	53.987	***30.099***	1:24.086	84.73	0.166	15:49:31.699
3 -	53.919	30.139	1:24.058 **(2)**	84.75	0.138	15:50:55.757
4 -	53.967	30.912	1:24.879	83.93	0.959	15:52:20.636
5 -	53.820	30.239	1:24.059 **(3)**	84.75	0.139	15:53:44.695
6 -	54.099	30.205	1:24.304	84.51	0.384	15:55:08.999
7 -	***53.728***	30.192	***1:23.920*** **(1)**	***84.89***		***15:56:32.919***
8 -	54.560	30.644	1:25.204	83.61	1.284	15:57:58.123
9 -	54.129	30.371	1:24.500	84.31	0.580	15:59:22.623
10 -	54.198	31.337	1:25.535	83.29	1.615	16:00:48.158

P10 1 C2 Daniel NORTH — Honda CB500 - ROAM Cafe Bistro

IDEAL LAP TIME : 1:23.640 BEST LAP TIME : 1:23.987 DIFFERENCE : 0.347

LAP	SECTOR 1	SECTOR 2	LAP TIME	MPH	DIFF	TIME OF DAY
1 -		30.160	1:28.001	80.96	4.014	15:48:06.538
2 -	54.500	30.395	1:24.895	83.92	0.908	15:49:31.433
3 -	54.291	29.919	1:24.210 **(3)**	84.60	0.223	15:50:55.643
4 -	54.184	30.828	1:25.012	83.80	1.025	15:52:20.655
5 -	53.975	30.109	1:24.084 **(2)**	84.73	0.097	15:53:44.739
6 -	53.852	30.135	***1:23.987*** **(1)**	***84.83***		***15:55:08.726***
7 -	***53.726***	30.636	1:24.362	84.45	0.375	15:56:33.088
8 -	54.157	30.883	1:25.040	83.77	1.053	15:57:58.128
9 -	54.321	***29.914***	1:24.235	84.58	0.248	15:59:22.363
10 -	54.308	31.519	1:25.827	83.01	1.840	16:00:48.190

P11 626 C2 Jamie HORNER — Honda CB500 - TRENT TRACTORS AND MOWERS

IDEAL LAP TIME : 1:23.412 BEST LAP TIME : 1:23.816 DIFFERENCE : 0.404

LAP	SECTOR 1	SECTOR 2	LAP TIME	MPH	DIFF	TIME OF DAY
1 -		30.008	1:27.415	81.50	3.599	15:48:05.952
2 -	55.188	30.440	1:25.628	83.20	1.812	15:49:31.580
3 -	54.375	***29.707***	1:24.082 **(2)**	84.73	0.266	15:50:55.662
4 -	54.253	30.137	1:24.390	84.42	0.574	15:52:20.052
5 -	***53.705***	30.111	***1:23.816*** **(1)**	***85.00***		***15:53:43.868***
6 -	54.626	30.234	1:24.860	83.95	1.044	15:55:08.728
7 -	54.171	30.110	1:24.281	84.53	0.465	15:56:33.009
8 -	54.661	30.406	1:25.067	83.75	1.251	15:57:58.076
9 -	54.239	30.034	1:24.273 **(3)**	84.54	0.457	15:59:22.349
10 -	54.625	31.467	1:26.092	82.75	2.276	16:00:48.441

P12 112 C1 Spencer BAKER (R) — Honda CB500 - SB Racing

IDEAL LAP TIME : 1:23.206 BEST LAP TIME : 1:23.206 DIFFERENCE : 0.000

LAP	SECTOR 1	SECTOR 2	LAP TIME	MPH	DIFF	TIME OF DAY
1 -		30.524	1:30.300	78.89	7.094	15:48:08.837
2 -	54.628	30.561	1:25.189	83.63	1.983	15:49:34.026
3 -	53.910	30.622	1:24.532	84.28	1.326	15:50:58.558
4 -	53.841	30.440	1:24.281	84.53	1.075	15:52:22.839
5 -	53.878	30.350	1:24.228 **(3)**	84.58	1.022	15:53:47.067
6 -	54.078	30.299	1:24.377	84.43	1.171	15:55:11.444
7 -	54.025	30.325	1:24.350	84.46	1.144	15:56:35.794
8 -	53.895	***30.010***	1:23.905 **(2)**	84.91	0.699	15:57:59.699
9 -	***53.196***	***30.010***	***1:23.206*** **(1)**	***85.62***		***15:59:22.905***
10 -	54.412	31.956	1:26.368	82.49	3.162	16:00:49.273

BMCRC - MRO Championships - Rnd 6 @ Donington Park National

Thunderbike 500

RACE 15 - SECTOR ANALYSIS

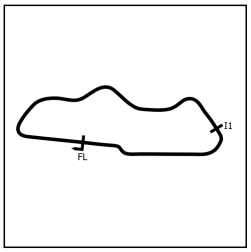

SECTOR 1 = FL to I1, SECTOR 2 = I1 to FL, DIFF = Difference To Personal Best Lap, P = Crossed Finish Line in Pit Lane, D = Time Disallowed

P13 26 C3 Colt DWYER

Honda CB500 - Regal Aluminium

IDEAL LAP TIME : 1:24.204 BEST LAP TIME : 1:24.350 DIFFERENCE : 0.146

LAP	SECTOR 1	SECTOR 2	LAP TIME		MPH	DIFF	TIME OF DAY
1 -		30.908	1:30.578		78.65	6.228	15:48:09.115
2 -	55.070	30.932	1:26.002		82.84	1.652	15:49:35.117
3 -	54.780	31.109	1:25.889		82.95	1.539	15:51:01.006
4 -	54.242	30.628	1:24.870		83.94	0.520	15:52:25.876
5 -	54.021	30.523	1:24.544	(2)	84.27	0.194	15:53:50.420
6 -	54.237	***30.395***	1:24.632	(3)	84.18	0.282	15:55:15.052
7 -	***53.809***	30.541	***1:24.350***	(1)	***84.46***		***15:56:39.402***
8 -	54.459	30.986	1:25.445		83.38	1.095	15:58:04.847
9 -	54.346	31.214	1:25.560		83.27	1.210	15:59:30.407
10 -	54.024	30.875	1:24.899		83.91	0.549	16:00:55.306

P14 36 C3 Joe BALDRY

Honda CB500 - Chilton Motors

IDEAL LAP TIME : 1:24.132 BEST LAP TIME : 1:24.363 DIFFERENCE : 0.231

LAP	SECTOR 1	SECTOR 2	LAP TIME		MPH	DIFF	TIME OF DAY
1 -		31.415	1:32.815		76.76	8.452	15:48:11.352
2 -	54.559	30.867	1:25.426		83.40	1.063	15:49:36.778
3 -	54.671	30.684	1:25.355		83.47	0.992	15:51:02.133
4 -	***53.865***	30.832	1:24.697		84.11	0.334	15:52:26.830
5 -	54.096	***30.267***	***1:24.363***	(1)	***84.45***		***15:53:51.193***
6 -	53.993	30.446	1:24.439	(2)	84.37	0.076	15:55:15.632
7 -	54.251	30.302	1:24.553	(3)	84.26	0.190	15:56:40.185
8 -	54.260	30.414	1:24.674		84.14	0.311	15:58:04.859
9 -	54.664	30.598	1:25.262		83.56	0.899	15:59:30.121
10 -	54.757	30.679	1:25.436		83.39	1.073	16:00:55.557

P15 505 C2 Philip l'ANSON (R)

Honda CB500 - HG Heat

IDEAL LAP TIME : 1:24.033 BEST LAP TIME : 1:24.275 DIFFERENCE : 0.242

LAP	SECTOR 1	SECTOR 2	LAP TIME		MPH	DIFF	TIME OF DAY
1 -		30.381	1:30.638		78.60	6.363	15:48:09.175
2 -	55.349	***30.098***	1:25.447		83.38	1.172	15:49:34.622
3 -	54.443	31.777	1:26.220		82.63	1.945	15:51:00.842
4 -	53.985	30.409	1:24.394	(2)	84.42	0.119	15:52:25.236
5 -	***53.935***	30.340	***1:24.275***	(1)	***84.54***		***15:53:49.511***
6 -	54.563	30.369	1:24.932	(3)	83.88	0.657	15:55:14.443
7 -	54.179	30.851	1:25.030		83.78	0.755	15:56:39.473
8 -	54.571	30.366	1:24.937		83.88	0.662	15:58:04.410
9 -	54.989	30.780	1:25.769		83.06	1.494	15:59:30.179
10 -	55.080	30.430	1:25.510		83.31	1.235	16:00:55.689

P16 76 C3 Ian CARTER

Honda CB500 - ATO Racing + Moyes investments

IDEAL LAP TIME : 1:24.400 BEST LAP TIME : 1:24.406 DIFFERENCE : 0.006

LAP	SECTOR 1	SECTOR 2	LAP TIME		MPH	DIFF	TIME OF DAY
1 -		30.842	1:31.463		77.89	7.057	15:48:10.000
2 -	54.776	30.557	1:25.333		83.49	0.927	15:49:35.333
3 -	54.260	31.336	1:25.596		83.23	1.190	15:51:00.929
4 -	54.757	30.718	1:25.475		83.35	1.069	15:52:26.404
5 -	54.110	30.457	1:24.567	(2)	84.24	0.161	15:53:50.971
6 -	55.081	30.731	1:25.812		83.02	1.406	15:55:16.783
7 -	54.518	30.797	1:25.315		83.50	0.909	15:56:42.098
8 -	54.690	***30.301***	1:24.991		83.82	0.585	15:58:07.089
9 -	54.239	30.658	1:24.897	(3)	83.92	0.491	15:59:31.986
10 -	***54.099***	30.307	***1:24.406***	(1)	***84.40***		***16:00:56.392***

BMCRC - MRO Championships - Rnd 6 @ Donington Park National

Thunderbike 500

RACE 15 - SECTOR ANALYSIS

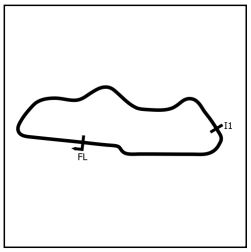

SECTOR 1 = FL to I1, SECTOR 2 = I1 to FL, DIFF = Difference To Personal Best Lap, P = Crossed Finish Line in Pit Lane, D = Time Disallowed

P17 110 C3 Will KEARNEY — Honda CB500 - WILLYDRIZZLE.COM

IDEAL LAP TIME : 1:24.611 BEST LAP TIME : 1:24.667 DIFFERENCE : 0.056

LAP	SECTOR 1	SECTOR 2	LAP TIME	MPH	DIFF	TIME OF DAY
1 -		30.782	1:31.230	78.09	6.563	15:48:09.767
2 -	55.214	30.502	1:25.716	83.11	1.049	15:49:35.483
3 -	54.633	31.046	1:25.679	83.15	1.012	15:51:01.162
4 -	55.128	30.408	1:25.536	83.29	0.869	15:52:26.698
5 -	54.501	***30.351***	1:24.852 **(2)**	83.96	0.185	15:53:51.550
6 -	54.738	30.630	1:25.368	83.45	0.701	15:55:16.918
7 -	54.624	30.502	1:25.126	83.69	0.459	15:56:42.044
8 -	54.937	30.708	1:25.645	83.18	0.978	15:58:07.689
9 -	***54.260***	30.756	1:25.016 **(3)**	83.80	0.349	15:59:32.705
10 -	54.267	30.400	***1:24.667*** **(1)**	***84.14***		***16:00:57.372***

P18 906 C1 Camille GUYOT (R) — Honda CB500 -

IDEAL LAP TIME : 1:25.209 BEST LAP TIME : 1:25.575 DIFFERENCE : 0.366

LAP	SECTOR 1	SECTOR 2	LAP TIME	MPH	DIFF	TIME OF DAY
1 -		31.884	1:33.241	76.41	7.666	15:48:11.778
2 -	54.940	30.635	***1:25.575*** **(1)**	***83.25***		***15:49:37.353***
3 -	55.446	30.872	1:26.318	82.53	0.743	15:51:03.671
4 -	55.188	31.340	1:26.528	82.33	0.953	15:52:30.199
5 -	56.494	30.888	1:27.382	81.53	1.807	15:53:57.581
6 -	55.322	***30.329***	1:25.651 **(2)**	83.18	0.076	15:55:23.232
7 -	54.952	30.995	1:25.947 **(3)**	82.89	0.372	15:56:49.179
8 -	55.553	31.121	1:26.674	82.20	1.099	15:58:15.853
9 -	55.813	30.807	1:26.620	82.25	1.045	15:59:42.473
10 -	***54.880***	32.085	1:26.965	81.92	1.390	16:01:09.438

P19 30 C3 Jordan BUTLER (R) — Honda CB500 - JB Racing with Double D Graphics

IDEAL LAP TIME : 1:25.267 BEST LAP TIME : 1:25.334 DIFFERENCE : 0.067

LAP	SECTOR 1	SECTOR 2	LAP TIME	MPH	DIFF	TIME OF DAY
1 -		31.211	1:33.919	75.85	8.585	15:48:12.456
2 -	54.524	31.007	1:25.531 **(2)**	83.29	0.197	15:49:37.987
3 -	54.356	***30.978***	***1:25.334*** **(1)**	***83.49***		***15:51:03.321***
4 -	***54.289***	31.269	1:25.558 **(3)**	83.27	0.224	15:52:28.879
5 -	56.390	31.201	1:27.591	81.33	2.257	15:53:56.470
6 -	55.152	31.336	1:26.488	82.37	1.154	15:55:22.958
7 -	55.012	31.407	1:26.419	82.44	1.085	15:56:49.377
8 -	55.144	31.524	1:26.668	82.20	1.334	15:58:16.045
9 -	55.261	31.274	1:26.535	82.33	1.201	15:59:42.580
10 -	55.035	31.938	1:26.973	81.91	1.639	16:01:09.553

P20 716 C2 Stephen DAVIES (R) — Honda CB500 -

IDEAL LAP TIME : 1:26.083 BEST LAP TIME : 1:26.299 DIFFERENCE : 0.216

LAP	SECTOR 1	SECTOR 2	LAP TIME	MPH	DIFF	TIME OF DAY
1 -		31.521	1:34.797	75.15	8.498	15:48:13.334
2 -	***55.161***	31.138	***1:26.299*** **(1)**	***82.55***		***15:49:39.633***
3 -	55.491	30.960	1:26.451 **(2)**	82.41	0.152	15:51:06.084
4 -	55.516	30.994	1:26.510	82.35	0.211	15:52:32.594
5 -	55.585	30.973	1:26.558	82.31	0.259	15:53:59.152
6 -	55.573	30.926	1:26.499 **(3)**	82.36	0.200	15:55:25.651
7 -	55.451	31.142	1:26.593	82.27	0.294	15:56:52.244
8 -	56.091	***30.922***	1:27.013	81.88	0.714	15:58:19.257
9 -	55.570	30.956	1:26.526	82.34	0.227	15:59:45.783
10 -	55.810	31.093	1:26.903	81.98	0.604	16:01:12.686

BMCRC - MRO Championships - Rnd 6 @ Donington Park National

Thunderbike 500

RACE 15 - SECTOR ANALYSIS

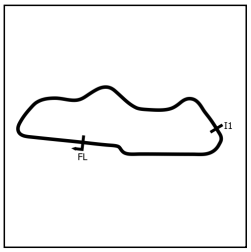

SECTOR 1 = FL to I1, SECTOR 2 = I1 to FL, DIFF = Difference To Personal Best Lap, P = Crossed Finish Line in Pit Lane, D = Time Disallowed

P21 25 C1 Dylan JORDAN (R)

Honda CB500 - Delta T Racing

IDEAL LAP TIME : 1:25.904 BEST LAP TIME : 1:25.987 DIFFERENCE : 0.083

LAP	SECTOR 1	SECTOR 2	LAP TIME	MPH	DIFF	TIME OF DAY
1 -		31.671	1:35.223	74.82	9.236	15:48:13.760
2 -	56.516	31.346	1:27.862	81.08	1.875	15:49:41.622
3 -	55.670	31.004	1:26.674	82.20	0.687	15:51:08.296
4 -	55.541	31.158	1:26.699	82.17	0.712	15:52:34.995
5 -	56.271	31.324	1:27.595	81.33	1.608	15:54:02.590
6 -	55.563	30.755	1:26.318 (3)	82.53	0.331	15:55:28.908
7 -	55.608	31.226	1:26.834	82.04	0.847	15:56:55.742
8 -	55.638	30.837	1:26.475	82.38	0.488	15:58:22.217
9 -	***55.243***	30.744	***1:25.987 (1)***	***82.85***		***15:59:48.204***
10 -	55.388	***30.661***	1:26.049 (2)	82.79	0.062	16:01:14.253

P22 97 C1 Graeme JOHNSTONE (R)

Honda CB500 - Colin Johnstone Electrical

IDEAL LAP TIME : 1:26.134 BEST LAP TIME : 1:26.134 DIFFERENCE : 0.000

LAP	SECTOR 1	SECTOR 2	LAP TIME	MPH	DIFF	TIME OF DAY
1 -		31.216	1:36.134	74.11	10.000	15:48:14.671
2 -	55.903	31.116	1:27.019	81.87	0.885	15:49:41.690
3 -	57.000	31.627	1:28.627	80.38	2.493	15:51:10.317
4 -	55.492	31.084	1:26.576	82.29	0.442	15:52:36.893
5 -	55.607	31.015	1:26.622	82.24	0.488	15:54:03.515
6 -	55.360	30.959	1:26.319 (2)	82.53	0.185	15:55:29.834
7 -	56.084	31.207	1:27.291	81.61	1.157	15:56:57.125
8 -	55.699	30.840	1:26.539 (3)	82.32	0.405	15:58:23.664
9 -	***55.358***	***30.776***	***1:26.134 (1)***	***82.71***		***15:59:49.798***
10 -	56.019	31.558	1:27.577	81.35	1.443	16:01:17.375

P23 132 C1 Darren MELL (R)

Honda CB500 - The Boiler People Limited

IDEAL LAP TIME : 1:26.616 BEST LAP TIME : 1:26.893 DIFFERENCE : 0.277

LAP	SECTOR 1	SECTOR 2	LAP TIME	MPH	DIFF	TIME OF DAY
1 -		31.866	1:34.957	75.02	8.064	15:48:13.494
2 -	56.605	31.535	1:28.140	80.83	1.247	15:49:41.634
3 -	56.864	32.011	1:28.875	80.16	1.982	15:51:10.509
4 -	56.572	31.723	1:28.295	80.69	1.402	15:52:38.804
5 -	56.356	31.425	1:27.781	81.16	0.888	15:54:06.585
6 -	55.914	31.180	1:27.094	81.80	0.201	15:55:33.679
7 -	56.210	31.377	1:27.587	81.34	0.694	15:57:01.266
8 -	55.757	***31.136***	***1:26.893 (1)***	***81.99***		***15:58:28.159***
9 -	55.840	31.227	1:27.067 (2)	81.82	0.174	15:59:55.226
10 -	***55.480***	31.598	1:27.078 (3)	81.81	0.185	16:01:22.304

P24 22 C3 Simon FINCH

Honda CB500 -

IDEAL LAP TIME : 1:25.538 BEST LAP TIME : 1:26.027 DIFFERENCE : 0.489

LAP	SECTOR 1	SECTOR 2	LAP TIME	MPH	DIFF	TIME OF DAY
1 -		***30.655***	1:31.831	77.58	5.804	15:48:10.368
2 -	55.566	31.123	1:26.689 (3)	82.18	0.662	15:49:37.057
3 -	54.894	37.207	1:32.101	77.35	6.074	15:51:09.158
4 -	56.278	31.252	1:27.530	81.39	1.503	15:52:36.688
5 -	55.978	31.464	1:27.442	81.47	1.415	15:54:04.130
6 -	***54.883***	31.144	***1:26.027 (1)***	***82.81***		***15:55:30.157***
7 -	1:00.891	33.824	1:34.715	75.22	8.688	15:57:04.872
8 -	56.240	31.056	1:27.296	81.61	1.269	15:58:32.168
9 -	55.500	31.057	1:26.557 (2)	82.31	0.530	15:59:58.725
10 -	54.996	31.699	1:26.695	82.18	0.668	16:01:25.420

BMCRC - MRO Championships - Rnd 6 @ Donington Park National

Thunderbike 500

RACE 15 - SECTOR ANALYSIS

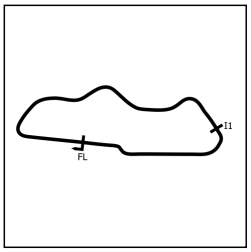

SECTOR 1 = FL to I1, SECTOR 2 = I1 to FL, DIFF = Difference To Personal Best Lap, P = Crossed Finish Line in Pit Lane, D = Time Disallowed

P25 77 C1 Wayne DRAKE — Honda CB500 - None

IDEAL LAP TIME : 1:26.833 BEST LAP TIME : 1:27.247 DIFFERENCE : 0.414

LAP	SECTOR 1	SECTOR 2	LAP TIME	MPH	DIFF	TIME OF DAY
1 -		31.590	1:37.047	73.41	9.800	15:48:15.584
2 -	58.040	31.390	1:29.430	79.66	2.183	15:49:45.014
3 -	57.089	31.477	1:28.566	80.44	1.319	15:51:13.580
4 -	***55.987***	31.260	***1:27.247*** **(1)**	***81.66***		***15:52:40.827***
5 -	56.752	31.597	1:28.349	80.64	1.102	15:54:09.176
6 -	56.272	31.652	1:27.924 **(3)**	81.03	0.677	15:55:37.100
7 -	56.621	31.473	1:28.094	80.87	0.847	15:57:05.194
8 -	56.766	31.353	1:28.119	80.85	0.872	15:58:33.313
9 -	56.439	***30.846***	1:27.285 **(2)**	81.62	0.038	16:00:00.598
10 -	56.471	31.677	1:28.148	80.82	0.901	16:01:28.746

P26 172 C3 Bobby CAMPBELL — Honda CB500 - RAF Motorsports

IDEAL LAP TIME : 1:29.278 BEST LAP TIME : 1:29.487 DIFFERENCE : 0.209

LAP	SECTOR 1	SECTOR 2	LAP TIME	MPH	DIFF	TIME OF DAY
1 -		32.253	1:36.632	73.72	7.145	15:48:15.169
2 -	57.158	32.329	***1:29.487*** **(1)**	***79.61***		***15:49:44.656***
3 -	***57.115***	32.572	1:29.687	79.43	0.200	15:51:14.343
4 -	57.325	32.322	1:29.647	79.47	0.160	15:52:43.990
5 -	58.062	32.393	1:30.455	78.76	0.968	15:54:14.445
6 -	57.501	32.412	1:29.913	79.23	0.426	15:55:44.358
7 -	57.247	32.699	1:29.946	79.21	0.459	15:57:14.304
8 -	57.414	***32.163***	1:29.577 **(3)**	79.53	0.090	15:58:43.881
9 -	57.294	32.265	1:29.559 **(2)**	79.55	0.072	16:00:13.440

P27 57 C2 Dan PERKINS (R) — Honda CB500 -

IDEAL LAP TIME : 1:28.279 BEST LAP TIME : 1:28.279 DIFFERENCE : 0.000

LAP	SECTOR 1	SECTOR 2	LAP TIME	MPH	DIFF	TIME OF DAY
1 -		32.820	1:38.611	72.24	10.332	15:48:17.148
2 -	58.013	32.047	1:30.060	79.10	1.781	15:49:47.208
3 -	57.828	31.712	1:29.540 **(3)**	79.56	1.261	15:51:16.748
4 -	58.038	32.406	1:30.444	78.77	2.165	15:52:47.192
5 -	58.506	32.263	1:30.769	78.49	2.490	15:54:17.961
6 -	57.991	33.024	1:31.015	78.27	2.736	15:55:48.976
7 -	58.319	31.922	1:30.241	78.95	1.962	15:57:19.217
8 -	57.420	31.779	1:29.199 **(2)**	79.87	0.920	15:58:48.416
9 -	***56.831***	***31.448***	***1:28.279*** **(1)**	***80.70***		***16:00:16.695***

P28 175 C2 Jack SUMNER (R) — Honda CB500 -

IDEAL LAP TIME : 1:28.148 BEST LAP TIME : 1:28.148 DIFFERENCE : 0.000

LAP	SECTOR 1	SECTOR 2	LAP TIME	MPH	DIFF	TIME OF DAY
1 -		32.651	1:39.640	71.50	11.492	15:48:18.177
2 -	57.803	32.069	1:29.872	79.27	1.724	15:49:48.049
3 -	57.756	32.032	1:29.788 **(2)**	79.34	1.640	15:51:17.837
4 -	57.447	32.342	1:29.789 **(3)**	79.34	1.641	15:52:47.626
5 -	58.696	31.927	1:30.623	78.61	2.475	15:54:18.249
6 -	57.901	32.130	1:30.031	79.13	1.883	15:55:48.280
7 -	58.792	32.069	1:30.861	78.41	2.713	15:57:19.141
8 -	58.369	32.178	1:30.547	78.68	2.399	15:58:49.688
9 -	***56.615***	***31.533***	***1:28.148*** **(1)**	***80.82***		***16:00:17.836***

BMCRC - MRO Championships - Rnd 6 @ Donington Park National

Thunderbike 500

RACE 15 - SECTOR ANALYSIS

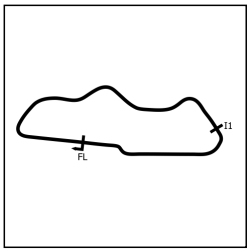

SECTOR 1 = FL to I1, SECTOR 2 = I1 to FL, DIFF = Difference To Personal Best Lap, P = Crossed Finish Line in Pit Lane, D = Time Disallowed

P29 155 C1 Paul ADAMS (R)

Honda CB500 - Adams Motor Repairs Ltd

IDEAL LAP TIME : 1:29.091 BEST LAP TIME : 1:29.091 DIFFERENCE : 0.000

LAP	SECTOR 1	SECTOR 2	LAP TIME		MPH	DIFF	TIME OF DAY
1 -		32.485	1:38.422		72.38	9.331	15:48:16.959
2 -	58.648	32.670	1:31.318		78.02	2.227	15:49:48.277
3 -	58.669	32.674	1:31.343		77.99	2.252	15:51:19.620
4 -	58.049	31.880	1:29.929	(3)	79.22	0.838	15:52:49.549
5 -	58.369	31.945	1:30.314		78.88	1.223	15:54:19.863
6 -	57.798	31.778	1:29.576	(2)	79.53	0.485	15:55:49.439
7 -	58.837	31.764	1:30.601		78.63	1.510	15:57:20.040
8 -	57.896	32.370	1:30.266		78.92	1.175	15:58:50.306
9 -	***57.439***	***31.652***	***1:29.091***	**(1)**	***79.97***		***16:00:19.397***

P30 425 C3 Jonathan CARPENTER (R)

Honda CB500 - Morgan Price International Healthcare Ltd

IDEAL LAP TIME : 1:29.041 BEST LAP TIME : 1:29.268 DIFFERENCE : 0.227

LAP	SECTOR 1	SECTOR 2	LAP TIME		MPH	DIFF	TIME OF DAY
1 -		32.240	1:39.450		71.64	10.182	15:48:17.987
2 -	58.350	32.355	1:30.705		78.54	1.437	15:49:48.692
3 -	58.566	31.832	1:30.398		78.81	1.130	15:51:19.090
4 -	***57.475***	31.982	1:29.457	**(2)**	79.64	0.189	15:52:48.547
5 -	58.028	31.984	1:30.012		79.15	0.744	15:54:18.559
6 -	57.820	32.882	1:30.702		78.54	1.434	15:55:49.261
7 -	59.536	31.758	1:31.294		78.04	2.026	15:57:20.555
8 -	57.893	31.964	1:29.857	**(3)**	79.28	0.589	15:58:50.412
9 -	57.702	***31.566***	***1:29.268***	**(1)**	***79.81***		***16:00:19.680***

P31 909 C2 Steven SMITH (R)

Honda CB500 -

IDEAL LAP TIME : 1:32.277 BEST LAP TIME : 1:32.642 DIFFERENCE : 0.365

LAP	SECTOR 1	SECTOR 2	LAP TIME		MPH	DIFF	TIME OF DAY
1 -		32.988	1:41.017		70.52	8.375	15:48:19.554
2 -	***59.321***	33.321	***1:32.642***	**(1)**	***76.90***		***15:49:52.196***
3 -	59.734	34.661	1:34.395		75.47	1.753	15:51:26.591
4 -	59.838	33.529	1:33.367	**(3)**	76.30	0.725	15:52:59.958
5 -	1:01.633	33.845	1:35.478		74.62	2.836	15:54:35.436
6 -	1:00.700	33.614	1:34.314		75.54	1.672	15:56:09.750
7 -	1:00.539	***32.956***	1:33.495		76.20	0.853	15:57:43.245
8 -	59.990	33.076	1:33.066	**(2)**	76.55	0.424	15:59:16.311
9 -	59.997	33.779	1:33.776		75.97	1.134	16:00:50.087

P32 23 C1 Adrian KERSHAW

Honda CB500 - ADK Racing

IDEAL LAP TIME : 1:22.048 BEST LAP TIME : 1:22.413 DIFFERENCE : 0.365

LAP	SECTOR 1	SECTOR 2	LAP TIME		MPH	DIFF	TIME OF DAY
1 -		29.936	1:26.928		81.95	4.515	15:48:05.465
2 -	52.851	29.840	1:22.691		86.15	0.278	15:49:28.156
3 -	52.808	29.906	1:22.714		86.13	0.301	15:50:50.870
4 -	53.457	30.098	1:23.555		85.26	1.142	15:52:14.425
5 -	52.799	***29.614***	***1:22.413***	**(1)**	***86.45***		***15:53:36.838***
6 -	52.874	29.647	1:22.521	**(3)**	86.33	0.108	15:54:59.359
7 -	***52.434***	30.059	1:22.493	**(2)**	86.36	0.080	15:56:21.852
8 -	53.063	29.745	1:22.808		86.03	0.395	15:57:44.660
9 -	53.420	29.748	1:23.168		85.66	0.755	15:59:07.828
10 -	52.652						

BMCRC - MRO Championships - Rnd 6 @ Donington Park National

Thunderbike 500

RACE 15 - SECTOR ANALYSIS

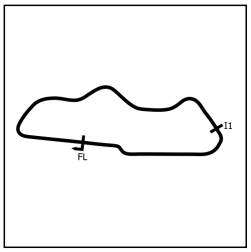

SECTOR 1 = FL to I1, SECTOR 2 = I1 to FL, DIFF = Difference To Personal Best Lap, P = Crossed Finish Line in Pit Lane, D = Time Disallowed

P33 838 C2 Ben PARKINSON (R) Honda CB500 - RabbitHole barbers

IDEAL LAP TIME : 1:29.140 BEST LAP TIME : 1:29.962 DIFFERENCE : 0.822

LAP	SECTOR 1	SECTOR 2	LAP TIME	MPH	DIFF	TIME OF DAY
1 -		***31.480***	1:38.009	72.69	8.047	15:48:16.546
2 -	58.093	31.869	***1:29.962*** **(1)**	***79.19***		***15:49:46.508***
3 -	57.841	32.354	1:30.195 **(2)**	78.99	0.233	15:51:16.703
4 -	57.917	32.475	1:30.392 **(3)**	78.81	0.430	15:52:47.095
5 -	58.822	31.873	1:30.695	78.55	0.733	15:54:17.790
6 -	***57.660***	33.063	1:30.723	78.53	0.761	15:55:48.513

P34 42 C3 Gary ADORJAN Honda CB500 - Hippo Racing

IDEAL LAP TIME : 1:25.596 BEST LAP TIME : 1:25.596 DIFFERENCE : 0.000

LAP	SECTOR 1	SECTOR 2	LAP TIME	MPH	DIFF	TIME OF DAY
1 -		30.835	1:31.744	77.65	6.148	15:48:10.281
2 -	55.214	31.170	1:26.384 **(2)**	82.47	0.788	15:49:36.665
3 -	55.239	31.214	1:26.453 **(3)**	82.41	0.857	15:51:03.118
4 -	***54.898***	***30.698***	***1:25.596*** **(1)**	***83.23***		***15:52:28.714***

P35 636 C2 Bradley CATLING Honda CB500 - Electric avenue Leeds Ltd

IDEAL LAP TIME : 1:33.149 BEST LAP TIME : 1:33.149 DIFFERENCE : 0.000

LAP	SECTOR 1	SECTOR 2	LAP TIME	MPH	DIFF	TIME OF DAY
1 -		33.219	1:42.788	69.31	9.639	15:48:21.325
2 -	***1:00.074***	***33.075***	***1:33.149*** **(1)**	***76.48***		***15:49:54.474***
3 -	1:00.437	33.248	1:33.685 **(2)**	76.04	0.536	15:51:28.159
4 -	1:01.300	IN PIT	1:41.999 **P**	69.85	8.850	15:53:10.158

P36 11 C1 Mark OSBORNE Honda CB500 - PAL driving school

IDEAL LAP TIME : 1:24.989 BEST LAP TIME : 1:25.684 DIFFERENCE : 0.695

LAP	SECTOR 1	SECTOR 2	LAP TIME	MPH	DIFF	TIME OF DAY
1 -		30.320	1:30.340	78.86	4.656	15:48:08.877
2 -	55.473	***30.211***	***1:25.684*** **(1)**	***83.15***		***15:49:34.561***
3 -	***54.778***					

BMCRC - MRO Championships - Rnd 6 @ Donington Park National

Thunderbike 500

RACE 15 - BEST SECTORS

	SECTOR 1		SECTOR 2	
POS	NO	TIME	NO	TIME
1	34	51.196	87	28.642
2	87	51.402	24	28.656
3	66	51.488	16	28.707
4	24	51.503	34	28.729
5	16	51.549	66	28.862
6	62	52.366	62	29.002
7	23	52.434	7	29.304
8	116	52.757	116	29.495
9	7	52.897	23	29.614
10	112	53.196	626	29.707
11	626	53.705	1	29.914
12	1	53.726	112	30.010
13	75	53.728	505	30.098
14	26	53.809	75	30.099
15	36	53.865	11	30.211
16	505	53.935	36	30.267
17	76	54.099	76	30.301
18	110	54.260	906	30.329
19	30	54.289	110	30.351
20	11	54.778	26	30.395
21	906	54.880	22	30.655
22	22	54.883	25	30.661
23	42	54.898	42	30.698
24	716	55.161	97	30.776
25	25	55.243	77	30.846
26	97	55.358	716	30.922
27	132	55.480	30	30.978
28	77	55.987	132	31.136
29	175	56.615	57	31.448
30	57	56.831	838	31.480
31	172	57.115	175	31.533
32	155	57.439	425	31.566
33	425	57.475	155	31.652
34	838	57.660	172	32.163
35	909	59.321	909	32.956
36	636	1:00.074	636	33.075

IDEAL / BEST COMPARISON

POS	NO	NAME	IDEAL	BEST	DIFF
		PERFECT LAP	1:19.838		
1	34	SILVESTER	1:19.925	1:20.195	0.270
2	87	CHALK	1:20.044	1:20.171	0.127
3	24	LEANING	1:20.159	1:20.453	0.294
4	16	MACRAE	1:20.256	1:20.708	0.452
5	66	ROUND	1:20.350	1:20.791	0.441
6	62	MACRAE	1:21.368	1:21.573	0.205
7	23	KERSHAW	1:22.048	1:22.413	0.365
8	7	O'HARA	1:22.201	1:22.491	0.290
9	116	WILKINSON	1:22.252	1:22.366	0.114
10	112	BAKER (R)	1:23.206	1:23.206	0.000
11	626	HORNER	1:23.412	1:23.816	0.404
12	1	NORTH	1:23.640	1:23.987	0.347
13	75	WOODALL	1:23.827	1:23.920	0.093
14	505	I'ANSON (R)	1:24.033	1:24.275	0.242
15	36	BALDRY	1:24.132	1:24.363	0.231
16	26	DWYER	1:24.204	1:24.350	0.146
17	76	CARTER	1:24.400	1:24.406	0.006
18	110	KEARNEY	1:24.611	1:24.667	0.056
19	11	OSBORNE	1:24.989	1:25.684	0.695
20	906	GUYOT (R)	1:25.209	1:25.575	0.366
21	30	BUTLER (R)	1:25.267	1:25.334	0.067
22	22	FINCH	1:25.538	1:26.027	0.489
23	42	ADORJAN	1:25.596	1:25.596	0.000
24	25	JORDAN (R)	1:25.904	1:25.987	0.083
25	716	DAVIES (R)	1:26.083	1:26.299	0.216
26	97	JOHNSTONE (R)	1:26.134	1:26.134	0.000
27	132	MELL (R)	1:26.616	1:26.893	0.277
28	77	DRAKE	1:26.833	1:27.247	0.414
29	175	SUMNER (R)	1:28.148	1:28.148	0.000
30	57	PERKINS (R)	1:28.279	1:28.279	0.000
31	425	CARPENTER (R)	1:29.041	1:29.268	0.227
32	155	ADAMS (R)	1:29.091	1:29.091	0.000
33	838	PARKINSON (R)	1:29.140	1:29.962	0.822
34	172	CAMPBELL	1:29.278	1:29.487	0.209
35	909	SMITH (R)	1:32.277	1:32.642	0.365
36	636	CATLING	1:33.149	1:33.149	0.000

Weather / Track : Cloudy / Dry

Donington Park National: 1.9790 miles
Date: 26/07/2026 Start: 15:46 Finish: 16:00

Results can be found at www.tsl-timing.com

Printed - 16:02 Sunday, 26 July 2026

BMCRC - MRO Championships - Rnd 6 @ Donington Park National

Thunderbike 500

RACE 15 - STATISTICS

Competitors Started	36
Planned Start	2026-07-26 @ 15:25:00.000
Actual Start	2026-07-26 @ 15:46:38.536
Finish Time	2026-07-26 @ 16:00:07.757
Track Length	1.9790mi.
Total Laps	329
Total Distance Covered	651.1131mi.

Session Fastest Lap History

NO	CL	NAME	LAP TIME	TIME OF DAY	LAP	VEHICLE
34	C1	**Aaron SILVESTER**	**1:20.195**	15:49:22.511	2	Honda CB500
87	C1	**Finn CHALK**	**1:20.175**	15:52:06.698	4	Honda CB500
87	C1	**Finn CHALK**	**1:20.171**	15:53:26.869	5	Honda CB500

Session Leader History

NO	CL	NAME	FROM LAP	LAPS LED	DISTANCE	VEHICLE
34	C1	**Aaron SILVESTER**	1	10	19.75 miles	Honda CB500

Flag History

TYPE	TIME OF DAY
GREEN	15:46:38.536
FINISH	16:00:07.757

Flag Statistics

TYPE	COUNT	TOTAL LAPS	TOTAL TIME
Green	1	10	15:11.021
Red	0	0	0.000
Safety Car	0	0	0.000
FCY	0	0	0.000

BMCRC - MRO Championships - Rnd 6 @ Donington Park National

Thunderbike 500

RACE 15 - STATISTICS

CLASS : C1

14 Starters

Fastest Lap History

NO	NAME	LAP TIME	TIME OF DAY	LAP	VEHICLE
34	**Aaron SILVESTER**	**1:20.195**	15:49:22.511	2	Honda CB500
87	**Finn CHALK**	**1:20.175**	15:52:06.698	4	Honda CB500
87	**Finn CHALK**	**1:20.171**	15:53:26.869	5	Honda CB500

Leader History

NO	NAME	FROM LAP	LAPS LED	DISTANCE	VEHICLE
34	**Aaron SILVESTER**	1	10	19.75 miles	Honda CB500

BMCRC - MRO Championships - Rnd 6 @ Donington Park National

Thunderbike 500

RACE 15 - STATISTICS

CLASS : C2

12 Starters

Fastest Lap History

NO	NAME	LAP TIME	TIME OF DAY	LAP	VEHICLE
16	**Luke MACRAE**	**1:20.708**	15:49:23.943	2	Honda CB500

Leader History

NO	NAME	FROM LAP	LAPS LED	DISTANCE	VEHICLE
16	**Luke MACRAE**	1	10	19.75 miles	Honda CB500

Weather / Track : Cloudy / Dry

Donington Park National: 1.9790 miles
Date: 26/07/2026 Start: 15:46 Finish: 16:00

BMCRC - MRO Championships - Rnd 6 @ Donington Park National

Thunderbike 500

RACE 15 - STATISTICS

CLASS : C3

10 Starters

Fastest Lap History

NO	NAME	LAP TIME	TIME OF DAY	LAP	VEHICLE
62	**Max MACRAE**	**1:21.842**	15:49:25.896	2	Honda CB500
62	**Max MACRAE**	**1:21.573**	15:50:47.469	3	Honda CB500

Leader History

NO	NAME	FROM LAP	LAPS LED	DISTANCE	VEHICLE
62	**Max MACRAE**	1	10	19.75 miles	Honda CB500





TW SUSPENSION
BMCRC THUNDERBIKE EXTREME | TBR PERFORMANCE
BMCRC THUNDERBIKE ULTRA

BMCRC-MRO Championships – Round 6

Donington Park National

25th / 26th July 2026

Timing & Results Provided by Timing Solutions Ltd

www.tsl-timing.com

Donington Park National Circuit

Castle Donington, Derby, UK

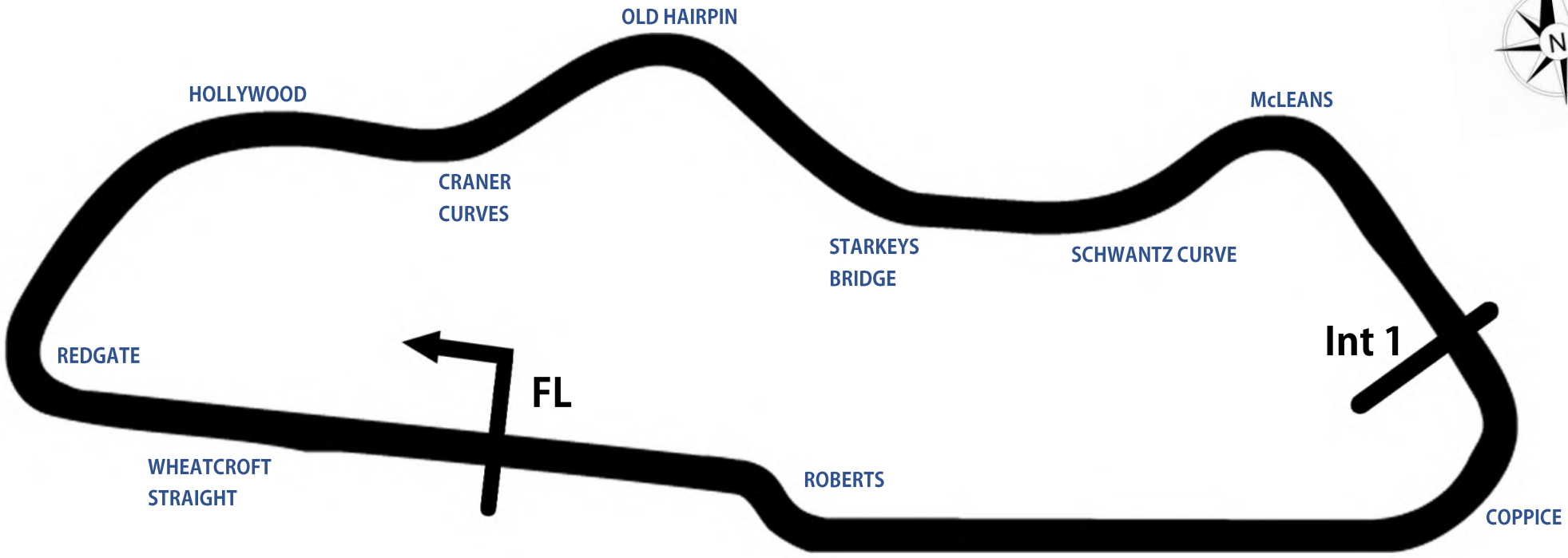

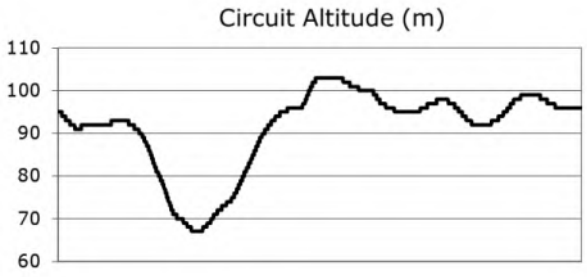

Length	1.9790 miles | 3.185 km | 3185m		
FL	Start @ 60m	52.82971 N	1.37867 W
Int 1	2096m	52.82978 N	1.36508 W
Pit Entry	3158m	52.82951 N	1.37832 W
Pit Exit	229m after FL	52.82996 N	1.38205 W
Pit Entry - Pit Exit	256m, 18.4s @ 50kph, 15.3s @ 60kph		

Results & Live Timing available at – www.tsl-timing.com

Updated - 24/01/2024 10:46

BMCRC - MRO Championships - Rnd 6 @ Donington Park National

BMCRC Thunderbike Ultra & Extreme

QUALIFYING - CLASSIFICATION

POS	NO	CL	PIC	NAME	ENTRY	TIME	ON	LAPS	GAP	DIFF	MPH
1	**88**	U	1	**Scott HALLIDAY ***	Honda CBR 1000 RR - Performance fitness gym	**1:12.374**	3	5			98.44
2	**1**	U	2	**Tyler DONOVAN**	Kawasaki ZX10R - TMT Racing	**1:13.192**	3	8	**0.818**	0.818	97.34
3	**530**	U	3	**Morgan CREASEY**	Suzuki GSXR 750 - Green plant	**1:13.193**	7	8	**0.819**	0.001	97.34
4	**69**	E	1	**Tony RUSSO**	Suzuki GSXR 750 - Wymark Lubricants	**1:14.752**	4	8	**2.378**	1.559	95.31
5	**85**	U	4	**Clinton WOOD**	Suzuki GSXR 1000 - CLINTON WOOD	**1:14.892**	7	8	**2.518**	0.140	95.13
6	**63**	U	5	**Matthew WREN**	Suzuki GSXR - TBR performance	**1:15.658**	8	8	**3.284**	0.766	94.16
7	**41**	E	2	**David ABRAHAM**	Yamaha R1 - Cambridge Motorcycles	**1:16.376**	8	8	**4.002**	0.718	93.28
8	**82**	E	3	**Matt HINNELLS**	Honda CBR 954RR Fireblade - FH82 Racing	**1:16.496**	6	8	**4.122**	0.120	93.13
9	**48**	E	4	**Shaun WALLIS**	Suzuki GSXR 750 - MBC Despatch Racing	**1:16.513**	8	8	**4.139**	0.017	93.11
10	**117**	E	5	**Raymond STAGG**	Suzuki GSXR 750 -	**1:17.131**	7	8	**4.757**	0.618	92.37
11	**155**	E	6	**Dan HORSFALL**	Yamaha FZR4/9 - Lucy	**1:17.615**	5	8	**5.241**	0.484	91.79
12	**77**	E	7	**David MAY**	Suzuki GSXR 750 K1 - Orchard cooling/ team Silver Arı	**1:18.938**	4	7	**6.564**	1.323	90.25
13	**888**	U	6	**Paul FAGG**	Yamaha R1 4C8 - thebikeexperience.org	**1:19.865**	4	5	**7.491**	0.927	89.20
14	**333**	E	8	**Andrew HOUGHTON**	Suzuki TL1000S - Techoir & The Bike Experience	**1:20.037**	4	5	**7.663**	0.172	89.01
15	**36**	N	1	**Scott ELLIOTT**	Triumph Street Triple 765 - Sprockets Racing	**1:20.489**	5	6	**8.115**	0.452	88.51
16	**55**	N	2	**Simon CRACK**	Triumph Street Triple 765 -	**1:21.715**	5	7	**9.341**	1.226	87.18
17	**23**	U	7	**Joshua ALLEN-DOUCE**	Yamaha R1 - Capri Motors	**1:27.496**	4	6	**15.122**	5.781	81.42

Weather / Track : Bright / Dry
These results are provisional until the conclusion of any judicial and technical matters.

Date: 25/07/2026 Start: 09:10 Finish: 09:20
Donington Park National: 1.9790 miles

Clerk Of Course: Caroline Patterson / Andy Brown	Timekeeper: Richard Evans	

Results can be found at www.tsl-timing.com

Printed - 09:22 Saturday, 25 July 2026

BMCRC - MRO Championships - Rnd 6 @ Donington Park National

BMCRC Thunderbike Ultra & Extreme

QUALIFYING - SECTOR ANALYSIS

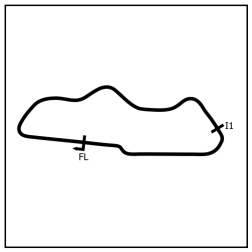

SECTOR 1 = FL to I1, SECTOR 2 = I1 to FL, DIFF = Difference To Personal Best Lap, P = Crossed Finish Line in Pit Lane, D = Time Disallowed

P1 88 U Scott HALLIDAY * Honda CBR 1000 RR - Performance fitness gym

IDEAL LAP TIME : 1:12.374 BEST LAP TIME : 1:12.374 DIFFERENCE : 0.000

LAP	SECTOR 1	SECTOR 2	LAP TIME	MPH	DIFF	TIME OF DAY
1 -	50.994	26.547	1:17.541	91.88	5.167	09:11:50.911
2 -	47.764	25.648	1:13.412 (3)	97.05	1.038	09:13:04.323
3 -	***47.143***	***25.231***	***1:12.374 (1)***	***98.44***		***09:14:16.697***
4 -	47.200	25.585	1:12.785 (2)	97.88	0.411	09:15:29.482
5 -	51.857	IN PIT	1:23.249 P	85.58	10.875	09:16:52.731

P2 1 U Tyler DONOVAN Kawasaki ZX10R - TMT Racing

IDEAL LAP TIME : 1:13.099 BEST LAP TIME : 1:13.192 DIFFERENCE : 0.093

LAP	SECTOR 1	SECTOR 2	LAP TIME	MPH	DIFF	TIME OF DAY
1 -	51.134	26.428	1:17.562	91.85	4.370	09:11:50.369
2 -	48.578	25.698	1:14.276	95.92	1.084	09:13:04.645
3 -	47.608	***25.584***	***1:13.192 (1)***	***97.34***		***09:14:17.837***
4 -	***47.515***	25.883	1:13.398 (2)	97.06	0.206	09:15:31.235
5 -	49.385	25.841	1:15.226	94.70	2.034	09:16:46.461
6 -	48.146	25.728	1:13.874	96.44	0.682	09:18:00.335
7 -	48.111	25.641	1:13.752 (3)	96.60	0.560	09:19:14.087
8 -	51.055	IN PIT	1:27.235 P	81.67	14.043	09:20:41.322

P3 530 U Morgan CREASEY Suzuki GSXR 750 - Green plant

IDEAL LAP TIME : 1:13.037 BEST LAP TIME : 1:13.193 DIFFERENCE : 0.156

LAP	SECTOR 1	SECTOR 2	LAP TIME	MPH	DIFF	TIME OF DAY
1 -	OUTLAP	27.442	1:40.807	70.67	27.614	09:12:43.697
2 -	48.461	26.587	1:15.048	94.93	1.855	09:13:58.745
3 -	48.482	26.414	1:14.896	95.12	1.703	09:15:13.641
4 -	48.196	26.357	1:14.553	95.56	1.360	09:16:28.194
5 -	47.660	***25.858***	1:13.518 (3)	96.91	0.325	09:17:41.712
6 -	47.934	25.932	1:13.866	96.45	0.673	09:18:55.578
7 -	***47.179***	26.014	***1:13.193 (1)***	***97.34***		***09:20:08.771***
8 -	47.346	25.930	1:13.276 (2)	97.23	0.083	09:21:22.047

P4 69 E Tony RUSSO Suzuki GSXR 750 - Wymark Lubricants

IDEAL LAP TIME : 1:14.544 BEST LAP TIME : 1:14.752 DIFFERENCE : 0.208

LAP	SECTOR 1	SECTOR 2	LAP TIME	MPH	DIFF	TIME OF DAY
1 -	54.836	27.920	1:22.756	86.09	8.004	09:11:58.824
2 -	49.860	26.505	1:16.365	93.29	1.613	09:13:15.189
3 -	50.246	26.603	1:16.849	92.70	2.097	09:14:32.038
4 -	48.676	***26.076***	***1:14.752 (1)***	***95.31***		***09:15:46.790***
5 -	48.579	26.378	1:14.957 (2)	95.04	0.205	09:17:01.747
6 -	48.892	26.215	1:15.107 (3)	94.85	0.355	09:18:16.854
7 -	***48.468***	26.785	1:15.253	94.67	0.501	09:19:32.107
8 -	51.294	27.142	1:18.436	90.83	3.684	09:20:50.543

P5 85 U Clinton WOOD Suzuki GSXR 1000 - CLINTON WOOD

IDEAL LAP TIME : 1:14.671 BEST LAP TIME : 1:14.892 DIFFERENCE : 0.221

LAP	SECTOR 1	SECTOR 2	LAP TIME	MPH	DIFF	TIME OF DAY
1 -	53.998	27.442	1:21.440	87.48	6.548	09:11:56.135
2 -	49.882	26.753	1:16.635	92.96	1.743	09:13:12.770
3 -	50.001	26.865	1:16.866	92.68	1.974	09:14:29.636
4 -	49.243	26.871	1:16.114	93.60	1.222	09:15:45.750
5 -	49.221	26.472	1:15.693	94.12	0.801	09:17:01.443
6 -	48.940	***25.977***	1:14.917 (2)	95.10	0.025	09:18:16.360
7 -	***48.694***	26.198	***1:14.892 (1)***	***95.13***		***09:19:31.252***
8 -	48.895	26.360	1:15.255 (3)	94.67	0.363	09:20:46.507

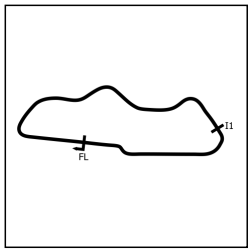

BMCRC - MRO Championships - Rnd 6 @ Donington Park National

BMCRC Thunderbike Ultra & Extreme

QUALIFYING - SECTOR ANALYSIS

SECTOR 1 = FL to I1, SECTOR 2 = I1 to FL, DIFF = Difference To Personal Best Lap, P = Crossed Finish Line in Pit Lane, D = Time Disallowed

P6 63 U Matthew WREN — Suzuki GSXR - TBR performance

IDEAL LAP TIME : 1:15.658 BEST LAP TIME : 1:15.658 DIFFERENCE : 0.000

LAP	SECTOR 1	SECTOR 2	LAP TIME	MPH	DIFF	TIME OF DAY
1 -	54.361	27.800	1:22.161	86.71	6.503	09:12:04.766
2 -	50.608	27.858	1:18.466	90.79	2.808	09:13:23.232
3 -	50.276	27.031	1:17.307	92.16	1.649	09:14:40.539
4 -	50.612	26.920	1:17.532	91.89	1.874	09:15:58.071
5 -	49.268	26.646	1:15.914 (2)	93.85	0.256	09:17:13.985
6 -	49.774	26.950	1:16.724	92.86	1.066	09:18:30.709
7 -	49.201	27.135	1:16.336 (3)	93.33	0.678	09:19:47.045
8 -	***49.144***	***26.514***	***1:15.658 (1)***	***94.16***		***09:21:02.703***

P7 41 E David ABRAHAM — Yamaha R1 - Cambridge Motorcycles

IDEAL LAP TIME : 1:16.376 BEST LAP TIME : 1:16.376 DIFFERENCE : 0.000

LAP	SECTOR 1	SECTOR 2	LAP TIME	MPH	DIFF	TIME OF DAY
1 -	55.295	28.420	1:23.715	85.10	7.339	09:12:01.500
2 -	51.199	27.548	1:18.747	90.47	2.371	09:13:20.247
3 -	49.862	27.821	1:17.683	91.71	1.307	09:14:37.930
4 -	50.431	27.630	1:18.061	91.27	1.685	09:15:55.991
5 -	50.068	27.158	1:17.226 (2)	92.25	0.850	09:17:13.217
6 -	50.164	27.681	1:17.845	91.52	1.469	09:18:31.062
7 -	50.053	27.359	1:17.412 (3)	92.03	1.036	09:19:48.474
8 -	***49.674***	***26.702***	***1:16.376 (1)***	***93.28***		***09:21:04.850***

P8 82 E Matt HINNELLS — Honda CBR 954RR Fireblade - FH82 Racing

IDEAL LAP TIME : 1:16.226 BEST LAP TIME : 1:16.496 DIFFERENCE : 0.270

LAP	SECTOR 1	SECTOR 2	LAP TIME	MPH	DIFF	TIME OF DAY
1 -	55.658	28.940	1:24.598	84.21	8.102	09:12:03.947
2 -	50.861	26.975	1:17.836	91.53	1.340	09:13:21.783
3 -	49.645	28.331	1:17.976	91.36	1.480	09:14:39.759
4 -	49.921	27.099	1:17.020	92.50	0.524	09:15:56.779
5 -	49.653	27.172	1:16.825 (3)	92.73	0.329	09:17:13.604
6 -	49.499	26.997	***1:16.496 (1)***	***93.13***		***09:18:30.100***
7 -	***49.451***	27.535	1:16.986	92.54	0.490	09:19:47.086
8 -	49.896	***26.775***	1:16.671 (2)	92.92	0.175	09:21:03.757

P9 48 E Shaun WALLIS — Suzuki GSXR 750 - MBC Despatch Racing

IDEAL LAP TIME : 1:16.459 BEST LAP TIME : 1:16.513 DIFFERENCE : 0.054

LAP	SECTOR 1	SECTOR 2	LAP TIME	MPH	DIFF	TIME OF DAY
1 -	55.361	27.919	1:23.280	85.55	6.767	09:12:00.221
2 -	51.048	27.534	1:18.582	90.66	2.069	09:13:18.803
3 -	50.166	27.522	1:17.688	91.70	1.175	09:14:36.491
4 -	50.054	26.958	1:17.012	92.51	0.499	09:15:53.503
5 -	50.281	26.647	1:16.928	92.61	0.415	09:17:10.431
6 -	50.019	26.773	1:16.792 (3)	92.77	0.279	09:18:27.223
7 -	50.147	***26.611***	1:16.758 (2)	92.81	0.245	09:19:43.981
8 -	***49.848***	26.665	***1:16.513 (1)***	***93.11***		***09:21:00.494***

P10 117 E Raymond STAGG — Suzuki GSXR 750 -

IDEAL LAP TIME : 1:16.889 BEST LAP TIME : 1:17.131 DIFFERENCE : 0.242

LAP	SECTOR 1	SECTOR 2	LAP TIME	MPH	DIFF	TIME OF DAY
1 -	57.040	30.007	1:27.047	81.84	9.916	09:12:07.119
2 -	52.128	27.925	1:20.053	88.99	2.922	09:13:27.172
3 -	52.485	28.004	1:20.489	88.51	3.358	09:14:47.661
4 -	50.296	28.236	1:18.532	90.72	1.401	09:16:06.193
5 -	50.037	***27.108***	1:17.145 (2)	92.35	0.014	09:17:23.338
6 -	50.168	27.217	1:17.385	92.06	0.254	09:18:40.723
7 -	***49.781***	27.350	***1:17.131 (1)***	***92.37***		***09:19:57.854***
8 -	49.952	27.274	1:17.226 (3)	92.25	0.095	09:21:15.080

BMCRC - MRO Championships - Rnd 6 @ Donington Park National

BMCRC Thunderbike Ultra & Extreme

QUALIFYING - SECTOR ANALYSIS

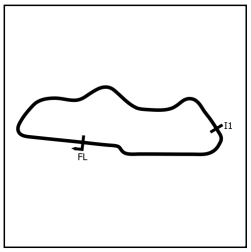

SECTOR 1 = FL to I1, SECTOR 2 = I1 to FL, DIFF = Difference To Personal Best Lap, P = Crossed Finish Line in Pit Lane, D = Time Disallowed

P11 155 E Dan HORSFALL

Yamaha FZR4/9 - Lucy

IDEAL LAP TIME : 1:17.615 BEST LAP TIME : 1:17.615 DIFFERENCE : 0.000

LAP	SECTOR 1	SECTOR 2	LAP TIME	MPH	DIFF	TIME OF DAY
1 -	55.734	28.412	1:24.146	84.67	6.531	09:12:04.243
2 -	53.259	27.574	1:20.833	88.14	3.218	09:13:25.076
3 -	50.612	27.207	1:17.819 **(3)**	91.55	0.204	09:14:42.895
4 -	50.682	27.062	1:17.744 **(2)**	91.64	0.129	09:16:00.639
5 -	***50.611***	***27.004***	***1:17.615 (1)***	***91.79***		***09:17:18.254***
6 -	51.369	27.200	1:18.569	90.68	0.954	09:18:36.823
7 -	51.098	27.244	1:18.342	90.94	0.727	09:19:55.165
8 -	51.293	27.491	1:18.784	90.43	1.169	09:21:13.949

P12 77 E David MAY

Suzuki GSXR 750 K1 - Orchard cooling/ team Silver Arrows

IDEAL LAP TIME : 1:18.137 BEST LAP TIME : 1:18.938 DIFFERENCE : 0.801

LAP	SECTOR 1	SECTOR 2	LAP TIME	MPH	DIFF	TIME OF DAY
1 -	OUTLAP	28.742	1:47.100	66.52	28.162	09:12:55.406
2 -	52.323	27.770	1:20.093	88.95	1.155	09:14:15.499
3 -	51.588	***27.359***	1:18.947 **(2)**	90.24	0.009	09:15:34.446
4 -	51.388	27.550	***1:18.938 (1)***	***90.25***		***09:16:53.384***
5 -	***50.778***	28.331	1:19.109	90.06	0.171	09:18:12.493
6 -	51.642	27.886	1:19.528	89.58	0.590	09:19:32.021
7 -	51.258	27.715	1:18.973 **(3)**	90.21	0.035	09:20:50.994

P13 888 U Paul FAGG

Yamaha R1 4C8 - thebikeexperience.org

IDEAL LAP TIME : 1:19.865 BEST LAP TIME : 1:19.865 DIFFERENCE : 0.000

LAP	SECTOR 1	SECTOR 2	LAP TIME	MPH	DIFF	TIME OF DAY
1 -	56.526	30.071	1:26.597	82.27	6.732	09:12:46.042
2 -	54.189	28.893	1:23.082 **(3)**	85.75	3.217	09:14:09.124
3 -	53.383	28.780	1:22.163 **(2)**	86.71	2.298	09:15:31.287
4 -	***52.181***	***27.684***	***1:19.865 (1)***	***89.20***		***09:16:51.152***
5 -	52.258	IN PIT	1:25.279 **P**	83.54	5.414	09:18:16.431

P14 333 E Andrew HOUGHTON

Suzuki TL1000S - Techoir & The Bike Experience

IDEAL LAP TIME : 1:19.776 BEST LAP TIME : 1:20.037 DIFFERENCE : 0.261

LAP	SECTOR 1	SECTOR 2	LAP TIME	MPH	DIFF	TIME OF DAY
1 -	53.059	28.412	1:21.471	87.45	1.434	09:13:35.211
2 -	52.392	28.098	1:20.490 **(3)**	88.51	0.453	09:14:55.701
3 -	52.247	***27.942***	1:20.189 **(2)**	88.84	0.152	09:16:15.890
4 -	***51.834***	28.203	***1:20.037 (1)***	***89.01***		***09:17:35.927***
5 -	55.525	IN PIT	1:28.432 **P**	80.56	8.395	09:19:04.359

P15 36 N Scott ELLIOTT

Triumph Street Triple 765 - Sprockets Racing

IDEAL LAP TIME : 1:20.489 BEST LAP TIME : 1:20.489 DIFFERENCE : 0.000

LAP	SECTOR 1	SECTOR 2	LAP TIME	MPH	DIFF	TIME OF DAY
1 -	56.044	29.195	1:25.239	83.58	4.750	09:12:03.729
2 -	53.353	28.098	1:21.451 **(2)**	87.47	0.962	09:13:25.180
3 -	54.162	28.714	1:22.876	85.96	2.387	09:14:48.056
4 -	53.256	28.544	1:21.800 **(3)**	87.09	1.311	09:16:09.856
5 -	***52.548***	***27.941***	***1:20.489 (1)***	***88.51***		***09:17:30.345***
6 -	1:03.853	IN PIT	1:43.356 **P**	68.93	22.867	09:19:13.701

BMCRC - MRO Championships - Rnd 6 @ Donington Park National

BMCRC Thunderbike Ultra & Extreme

QUALIFYING - SECTOR ANALYSIS

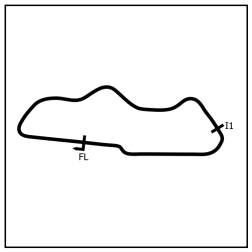

SECTOR 1 = FL to I1, SECTOR 2 = I1 to FL, DIFF = Difference To Personal Best Lap, P = Crossed Finish Line in Pit Lane, D = Time Disallowed

P16 55 N Simon CRACK Triumph Street Triple 765 -

IDEAL LAP TIME : 1:21.715 BEST LAP TIME : 1:21.715 DIFFERENCE : 0.000

LAP	SECTOR 1	SECTOR 2	LAP TIME		MPH	DIFF	TIME OF DAY
1 -	59.507	29.808	1:29.315		79.76	7.600	09:12:11.491
2 -	54.780	29.178	1:23.958		84.85	2.243	09:13:35.449
3 -	54.692	29.027	1:23.719		85.10	2.004	09:14:59.168
4 -	53.854	28.570	1:22.424	**(2)**	86.43	0.709	09:16:21.592
5 -	***53.387***	***28.328***	***1:21.715***	**(1)**	***87.18***		***09:17:43.307***
6 -	53.973	28.922	1:22.895	**(3)**	85.94	1.180	09:19:06.202
7 -	56.511	IN PIT	1:33.088	**P**	76.53	11.373	09:20:39.290

P17 23 U Joshua ALLEN-DOUCE Yamaha R1 - Capri Motors

IDEAL LAP TIME : 1:27.496 BEST LAP TIME : 1:27.496 DIFFERENCE : 0.000

LAP	SECTOR 1	SECTOR 2	LAP TIME		MPH	DIFF	TIME OF DAY
1 -	OUTLAP	31.125	1:52.468		63.34	24.972	09:13:10.413
2 -	58.200	31.163	1:29.363		79.72	1.867	09:14:39.776
3 -	57.545	30.690	1:28.235	**(2)**	80.74	0.739	09:16:08.011
4 -	***57.208***	***30.288***	***1:27.496***	**(1)**	***81.42***		***09:17:35.507***
5 -	57.745	31.226	1:28.971	**(3)**	80.07	1.475	09:19:04.478
6 -	59.796	30.929	1:30.725		78.53	3.229	09:20:35.203

BMCRC - MRO Championships - Rnd 6 @ Donington Park National

BMCRC Thunderbike Ultra & Extreme

QUALIFYING - BEST SECTORS

	SECTOR 1		SECTOR 2	
POS	NO	TIME	NO	TIME
1	**88**	**47.143**	**88**	**25.231**
2	**530**	**47.179**	**1**	**25.584**
3	**1**	**47.515**	**530**	**25.858**
4	**69**	**48.468**	**85**	**25.977**
5	**85**	**48.694**	**69**	**26.076**
6	**63**	**49.144**	**63**	**26.514**
7	**82**	**49.451**	**48**	**26.611**
8	**41**	**49.674**	**41**	**26.702**
9	**117**	**49.781**	**82**	**26.775**
10	**48**	**49.848**	**155**	**27.004**
11	**155**	**50.611**	**117**	**27.108**
12	**77**	**50.778**	**77**	**27.359**
13	**333**	**51.834**	**888**	**27.684**
14	**888**	**52.181**	**36**	**27.941**
15	**36**	**52.548**	**333**	**27.942**
16	**55**	**53.387**	**55**	**28.328**
17	**23**	**57.208**	**23**	**30.288**

IDEAL / BEST COMPARISON

POS	NO	NAME	IDEAL	BEST	DIFF
		PERFECT LAP	**1:12.374**		
1	**88**	HALLIDAY *	1:12.374	1:12.374	**0.000**
2	**530**	CREASEY	1:13.037	1:13.193	**0.156**
3	**1**	DONOVAN	1:13.099	1:13.192	**0.093**
4	**69**	RUSSO	1:14.544	1:14.752	**0.208**
5	**85**	WOOD	1:14.671	1:14.892	**0.221**
6	**63**	WREN	1:15.658	1:15.658	**0.000**
7	**82**	HINNELLS	1:16.226	1:16.496	**0.270**
8	**41**	ABRAHAM	1:16.376	1:16.376	**0.000**
9	**48**	WALLIS	1:16.459	1:16.513	**0.054**
10	**117**	STAGG	1:16.889	1:17.131	**0.242**
11	**155**	HORSFALL	1:17.615	1:17.615	**0.000**
12	**77**	MAY	1:18.137	1:18.938	**0.801**
13	**333**	HOUGHTON	1:19.776	1:20.037	**0.261**
14	**888**	FAGG	1:19.865	1:19.865	**0.000**
15	**36**	ELLIOTT	1:20.489	1:20.489	**0.000**
16	**55**	CRACK	1:21.715	1:21.715	**0.000**
17	**23**	ALLEN-DOUCE	1:27.496	1:27.496	**0.000**

BMCRC - MRO Championships - Rnd 6 @ Donington Park National

BMCRC Thunderbike Ultra & Extreme

QUALIFYING - STATISTICS

Competitors Started	17
Planned Start	2026-07-25 @ 09:10:00.000
Actual Start	2026-07-25 @ 09:10:19.199
Finish Time	2026-07-25 @ 09:20:33.826
Track Length	1.9790mi.
Total Laps	121
Total Distance Covered	239.4671mi.

Session Fastest Lap History

NO	CL	NAME	LAP TIME	TIME OF DAY	LAP	VEHICLE
1	U	**Tyler DONOVAN**	**1:17.562**	09:11:50.369	1	Kawasaki ZX10R
88	U	**Scott HALLIDAY ***	**1:17.541**	09:11:50.911	1	Honda CBR 1000 RR
88	U	**Scott HALLIDAY ***	**1:13.412**	09:13:04.323	2	Honda CBR 1000 RR
88	U	**Scott HALLIDAY ***	**1:12.374**	09:14:16.697	3	Honda CBR 1000 RR

Flag History

TYPE	TIME OF DAY
GREEN	09:10:19.199
FINISH	09:20:33.826

Flag Statistics

TYPE	COUNT	TOTAL LAPS	TOTAL TIME
Green	1	8	11:33.129
Red	0	0	0.000
Safety Car	0	0	0.000
FCY	0	0	0.000

BMCRC - MRO Championships - Rnd 6 @ Donington Park National

BMCRC Thunderbike Ultra & Extreme

QUALIFYING - STATISTICS

CLASS : E

8 Starters

Fastest Lap History

NO	NAME	LAP TIME	TIME OF DAY	LAP	VEHICLE
69	**Tony RUSSO**	**1:22.756**	09:11:58.824	1	Suzuki GSXR 750
69	**Tony RUSSO**	**1:16.365**	09:13:15.189	2	Suzuki GSXR 750
69	**Tony RUSSO**	**1:14.752**	09:15:46.790	4	Suzuki GSXR 750

BMCRC - MRO Championships - Rnd 6 @ Donington Park National

BMCRC Thunderbike Ultra & Extreme

QUALIFYING - STATISTICS

CLASS : U

7 Starters

Fastest Lap History

NO	NAME	LAP TIME	TIME OF DAY	LAP	VEHICLE
1	**Tyler DONOVAN**	**1:17.562**	09:11:50.369	1	Kawasaki ZX10R
88	**Scott HALLIDAY ***	**1:17.541**	09:11:50.911	1	Honda CBR 1000 RR
88	**Scott HALLIDAY ***	**1:13.412**	09:13:04.323	2	Honda CBR 1000 RR
88	**Scott HALLIDAY ***	**1:12.374**	09:14:16.697	3	Honda CBR 1000 RR

BMCRC - MRO Championships - Rnd 6 @ Donington Park National

BMCRC Thunderbike Ultra & Extreme

QUALIFYING - STATISTICS

CLASS : N

2 Starters

Fastest Lap History

NO	NAME	LAP TIME	TIME OF DAY	LAP	VEHICLE
36	**Scott ELLIOTT**	**1:25.239**	09:12:03.729	1	Triumph Street Triple 765
36	**Scott ELLIOTT**	**1:21.451**	09:13:25.180	2	Triumph Street Triple 765
36	**Scott ELLIOTT**	**1:20.489**	09:17:30.345	5	Triumph Street Triple 765

BMCRC - MRO Championships - Rnd 6 @ Donington Park National

BMCRC Thunderbike Ultra & Extreme

RACE 1 - GRID (7 Laps)

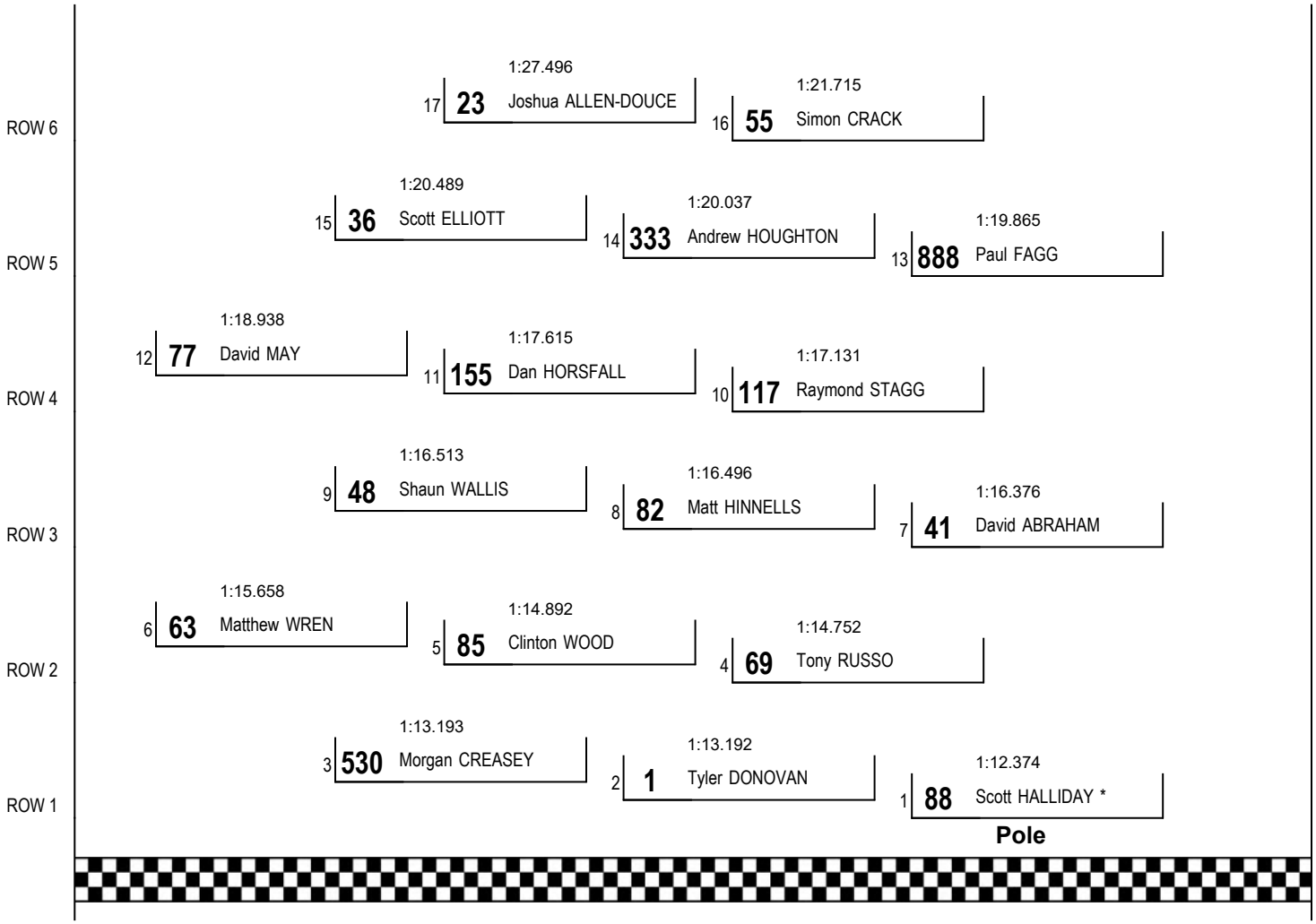

These results are provisional until the conclusion of any judicial and technical matters.

Donington Park National: 1.9790 miles

Clerk Of Course: Caroline Patterson / Andy Brown	Timekeeper: Richard Evans	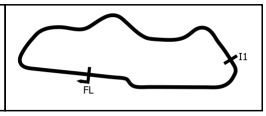

Results can be found at www.tsl-timing.com

Printed - 09:24 Saturday, 25 July 2026

BMCRC - MRO Championships - Rnd 6 @ Donington Park National

BMCRC Thunderbike Ultra & Extreme

RACE 1 - CLASSIFICATION

Race Distance: 7 Laps / 13.85 miles

POS	NO	CL	PIC	NAME	ENTRY	LAPS	TIME	GAP	DIFF	MPH	BEST	ON	GRD	↑↓
1	**1**	U	*1*	**Tyler DONOVAN**	Kawasaki ZX10R - TMT Racing	**7**	8:27.642			97.97	**1:11.716**	4	2	1
2	**88**	U	*2*	**Scott HALLIDAY ***	Honda CBR 1000 RR - Performance fitness gym	**7**	8:27.760	**0.118**	0.118	97.95	**1:11.493**	3	1	-1
3	**530**	U	*3*	**Morgan CREASEY**	Suzuki GSXR 750 - Green plant	**7**	8:36.623	**8.981**	8.863	96.27	**1:12.669**	3	3	0
4	**85**	U	*4*	**Clinton WOOD**	Suzuki GSXR 1000 - CLINTON WOOD	**7**	8:46.324	**18.682**	9.701	94.49	**1:13.599**	3	5	1
5	**69**	E	*1*	**Tony RUSSO**	Suzuki GSXR 750 - Wymark Lubricants	**7**	8:47.661	**20.019**	1.337	94.25	**1:14.306**	4	4	-1
6	**82**	E	*2*	**Matt HINNELLS**	Honda CBR 954RR Fireblade - FH82 Racing	**7**	8:53.432	**25.790**	5.771	93.23	**1:14.491**	6	8	2
7	**63**	U	*5*	**Matthew WREN**	Suzuki GSXR - TBR performance	**7**	8:54.291	**26.649**	0.859	93.08	**1:14.949**	7	6	-1
8	**48**	E	*3*	**Shaun WALLIS**	Suzuki GSXR 750 - MBC Despatch Racing	**7**	9:00.134	**32.492**	5.843	92.08	**1:15.945**	4	9	1
9	**41**	E	*4*	**David ABRAHAM**	Yamaha R1 - Cambridge Motorcycles	**7**	9:07.679	**40.037**	7.545	90.81	**1:16.596**	3	7	-2
10	**155**	E	*5*	**Dan HORSFALL**	Yamaha FZR4/9 - Lucy	**7**	9:12.148	**44.506**	4.469	90.07	**1:17.391**	3	11	1
11	**333**	E	*6*	**Andrew HOUGHTON**	Suzuki TL1000S - Techoir & The Bike Experience	**7**	9:29.313	**1:01.671**	17.165	87.36	**1:19.650**	6	14	3
12	**36**	N	*1*	**Scott ELLIOTT**	Triumph Street Triple 765 - Sprockets Racing	**7**	9:29.489	**1:01.847**	0.176	87.33	**1:18.593**	6	15	3
13	**55**	N	*2*	**Simon CRACK**	Triumph Street Triple 765 -	**7**	9:42.213	**1:14.571**	12.724	85.42	**1:21.473**	2	16	3
14	**23**	U	*6*	**Joshua ALLEN-DOUCE**	Yamaha R1 - Capri Motors	**6**	8:47.987	**1 Lap**	1 Lap	80.70	**1:26.109**	4	17	3
					NOT CLASSIFIED									
DNF	**77**	E		**David MAY**	Suzuki GSXR 750 K1 - Orchard cooling/ team Silver Arrows	**6**	7:43.034	**1 Lap**		92.02	**1:15.321**	6	12	
DNF	**888**	U		**Paul FAGG**	Yamaha R1 4C8 - thebikeexperience.org	**6**	8:06.323	**1 Lap**	23.289	87.61	**1:18.056**	6	13	
DQ	**117**	E		**Raymond STAGG**	Suzuki GSXR 750 -								10	

FASTEST LAP

88	U	**Scott HALLIDAY ***	Honda CBR 1000 RR - Performance fitness gym	**3**	1:11.493	99.65 mph	160.37 kph
69	E	**Tony RUSSO**	Suzuki GSXR 750 - Wymark Lubricants	**4**	1:14.306	95.88 mph	154.30 kph
36	N	**Scott ELLIOTT**	Triumph Street Triple 765 - Sprockets Racing	**6**	1:18.593	90.65 mph	145.89 kph

#117 - Disqualified from race results - Post race technical inspection.
Class U - 92.5% of Race Speed = 90.62 mph
Class E - 92.5% of Race Speed = 87.18 mph
Class N - 92.5% of Race Speed = 80.78 mph

Weather / Track : Bright / Dry
These results are provisional until the conclusion of any judicial and technical matters.

Date: 25/07/2026 Start: 12:03 Finish: 12:11
Donington Park National: 1.9790 miles

Clerk Of Course: Caroline Patterson / Andy Brown	Timekeeper: Richard Evans	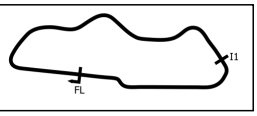

Results can be found at www.tsl-timing.com

Printed - 12:36 Saturday, 25 July 2026

TSL SPORTS TIMING
TIMING SOLUTIONS LTD

BMCRC - MRO Championships - Rnd 6 @ Donington Park National

BMCRC Thunderbike Ultra & Extreme

RACE 1 - LAP CHART

LAP 1 @ 12:04:26.311

NO	BEHIND	LAP TIME
1		1:15.497
88	1.090	1:16.587
530	2.173	1:17.670
69	4.817	1:20.314
85	5.289	1:20.786
63	5.599	1:21.096
82	6.389	1:21.886
77	6.525	1:22.022
48	6.705	1:22.202
41	7.148	1:22.645
155	8.576	1:24.073
36	9.855	1:25.352
888	10.459	1:25.956
333	11.209	1:26.706
55	11.834	1:27.331
23	16.709	1:32.206

LAP 2 @ 12:05:38.160

NO	BEHIND	LAP TIME
1		1:11.849
88	0.778	1:11.537
530	3.518	1:13.194
69	7.365	1:14.397
85	7.462	1:14.022
63	9.655	1:15.905
82	10.752	1:16.212
77	11.490	1:16.814
48	11.660	1:16.804
41	12.875	1:17.576
155	14.628	1:17.901
333	19.834	1:20.474
36	20.006	1:22.000
888	20.773	1:22.163
55	21.458	1:21.473
23	32.127	1:27.267

LAP 3 @ 12:06:50.105

NO	BEHIND	LAP TIME
1		1:11.945
88	0.326	1:11.493
530	4.242	1:12.669
85	9.116	1:13.599
69	9.740	1:14.320
63	13.453	1:15.743
82	13.994	1:15.187
48	15.942	1:16.227
77	16.510	1:16.965
41	17.526	1:16.596
155	20.074	1:17.391
333	28.526	1:20.637
888	29.818	1:20.990
36	30.472	1:22.411
55	31.347	1:21.834
23	48.016	1:27.834

LAP 4 @ 12:08:01.821

NO	BEHIND	LAP TIME
1		1:11.716
88	0.332	1:11.722
530	5.374	1:12.848
85	11.786	1:14.386
69	12.330	1:14.306
63	17.254	1:15.517
82	17.954	1:15.676
48	20.171	1:15.945
77	20.576	1:15.782
41	23.244	1:17.434
155	26.095	1:17.737
333	36.946	1:20.136
888	37.453	1:19.351
36	39.494	1:20.738
55	41.800	1:22.169
23	1:02.409	1:26.109

LAP 5 @ 12:09:13.752

NO	BEHIND	LAP TIME
1		1:11.931
88	0.111	1:11.710
530	6.795	1:13.352
85	14.102	1:14.247
69	14.787	1:14.388
63	20.749	1:15.426
82	21.394	1:15.371
77	24.775	1:16.130
48	24.965	1:16.725
41	28.424	1:17.111
155	32.187	1:18.023
888	45.329	1:19.807
333	45.575	1:20.560
36	47.569	1:20.006
55	51.936	1:22.067

LAP 6 @ 12:10:25.805

NO	BEHIND	LAP TIME
1		1:12.053
88	0.287	1:12.229
23	1 Lap	1:27.219
530	7.677	1:12.935
85	16.656	1:14.607
69	17.206	1:14.472
82	23.832	1:14.491
63	24.351	1:15.655
77	28.043	1:15.321
48	29.037	1:16.125
41	34.750	1:18.379
155	38.402	1:18.268
888	51.332	1:18.056
333	53.172	1:19.650
36	54.109	1:18.593
55	1:02.982	1:23.099

LAP 7 @ 12:11:38.456

NO	BEHIND	LAP TIME
1		1:12.651
88	0.118	1:12.482
530	8.981	1:13.955
85	18.682	1:14.677
69	20.019	1:15.464
23	1 Lap	1:27.352
82	25.790	1:14.609
63	26.649	1:14.949
48	32.492	1:16.106
41	40.037	1:17.938
155	44.506	1:18.755
333	1:01.671	1:21.150
36	1:01.847	1:20.389
55	1:14.571	1:24.240

Weather / Track : Bright / Dry

Donington Park National: 1.9790 miles
Date: 25/07/2026 Start: 12:03 Finish: 12:11

Results can be found at www.tsl-timing.com

Printed - 12:37 Saturday, 25 July 2026

BMCRC - MRO Championships - Rnd 6 @ Donington Park National

BMCRC Thunderbike Ultra & Extreme

RACE 1 - POSITION CHART

No	Name	Lap Pos	1	2	3	4	5	6	7	8
88	HALLIDAY *	1	1	1	1	1	1	1	1	
1	DONOVAN	2	88	88	88	88	88	88	88	
530	CREASEY	3	530	530	530	530	530	530	530	
69	RUSSO	4	69	69	85	85	85	85	85	
85	WOOD	5	85	85	69	69	69	69	69	
63	WREN	6	63	63	63	63	63	82	82	
41	ABRAHAM	7	82	82	82	82	82	63	63	
82	HINNELLS	8	77	77	48	48	77	77	48	
48	WALLIS	9	48	48	77	77	48	48	41	
117	STAGG	10	41	41	41	41	41	41	155	
155	HORSFALL	11	155	155	155	155	155	155	333	
77	MAY	12	36	333	333	333	888	888	36	
888	FAGG	13	888	36	888	888	333	333	55	
333	HOUGHTON	14	333	888	36	36	36	36		
36	ELLIOTT	15	55	55	55	55	55	55		
55	CRACK	16	23	23	23	23	23	23		
23	ALLEN-DOUCE	17								

Weather / Track : Bright / Dry

Donington Park National: 1.9790 miles
Date: 25/07/2026 Start: 12:03 Finish: 12:11

Results can be found at www.tsl-timing.com

Printed - 12:37 Saturday, 25 July 2026

BMCRC - MRO Championships - Rnd 6 @ Donington Park National

BMCRC Thunderbike Ultra & Extreme

RACE 1 - SECTOR ANALYSIS

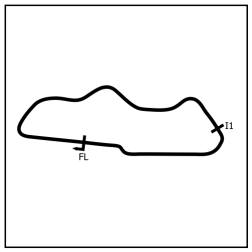

SECTOR 1 = FL to I1, SECTOR 2 = I1 to FL, DIFF = Difference To Personal Best Lap, P = Crossed Finish Line in Pit Lane, D = Time Disallowed

P1 1 U Tyler DONOVAN

Kawasaki ZX10R - TMT Racing

IDEAL LAP TIME : 1:11.716 BEST LAP TIME : 1:11.716 DIFFERENCE : 0.000

LAP	SECTOR 1	SECTOR 2	LAP TIME		MPH	DIFF	TIME OF DAY
1 -		25.633	1:15.497		94.36	3.781	12:04:26.311
2 -	46.492	25.357	1:11.849	(2)	99.16	0.133	12:05:38.160
3 -	46.575	25.370	1:11.945		99.02	0.229	12:06:50.105
4 -	***46.446***	***25.270***	***1:11.716***	***(1)***	***99.34***		***12:08:01.821***
5 -	46.570	25.361	1:11.931	(3)	99.04	0.215	12:09:13.752
6 -	46.776	25.277	1:12.053		98.88	0.337	12:10:25.805
7 -	47.272	25.379	1:12.651		98.06	0.935	12:11:38.456

P2 88 U Scott HALLIDAY *

Honda CBR 1000 RR - Performance fitness gym

IDEAL LAP TIME : 1:11.404 BEST LAP TIME : 1:11.493 DIFFERENCE : 0.089

LAP	SECTOR 1	SECTOR 2	LAP TIME		MPH	DIFF	TIME OF DAY
1 -		25.439	1:16.587		93.02	5.094	12:04:27.401
2 -	46.476	***25.061***	1:11.537	(2)	99.59	0.044	12:05:38.938
3 -	***46.343***	25.150	***1:11.493***	***(1)***	***99.65***		***12:06:50.431***
4 -	46.480	25.242	1:11.722		99.33	0.229	12:08:02.153
5 -	46.544	25.166	1:11.710	(3)	99.35	0.217	12:09:13.863
6 -	46.904	25.325	1:12.229		98.63	0.736	12:10:26.092
7 -	46.830	25.652	1:12.482		98.29	0.989	12:11:38.574

P3 530 U Morgan CREASEY

Suzuki GSXR 750 - Green plant

IDEAL LAP TIME : 1:12.667 BEST LAP TIME : 1:12.669 DIFFERENCE : 0.002

LAP	SECTOR 1	SECTOR 2	LAP TIME		MPH	DIFF	TIME OF DAY
1 -		26.089	1:17.670		91.72	5.001	12:04:28.484
2 -	47.324	25.870	1:13.194		97.33	0.525	12:05:41.678
3 -	***46.854***	25.815	***1:12.669***	***(1)***	***98.04***		***12:06:54.347***
4 -	46.944	25.904	1:12.848	(2)	97.80	0.179	12:08:07.195
5 -	47.436	25.916	1:13.352		97.12	0.683	12:09:20.547
6 -	47.122	***25.813***	1:12.935	(3)	97.68	0.266	12:10:33.482
7 -	47.770	26.185	1:13.955		96.33	1.286	12:11:47.437

P4 85 U Clinton WOOD

Suzuki GSXR 1000 - CLINTON WOOD

IDEAL LAP TIME : 1:13.599 BEST LAP TIME : 1:13.599 DIFFERENCE : 0.000

LAP	SECTOR 1	SECTOR 2	LAP TIME		MPH	DIFF	TIME OF DAY
1 -		26.647	1:20.786		88.19	7.187	12:04:31.600
2 -	47.911	26.111	1:14.022	(2)	96.25	0.423	12:05:45.622
3 -	***47.678***	***25.921***	***1:13.599***	***(1)***	***96.80***		***12:06:59.221***
4 -	48.341	26.045	1:14.386		95.77	0.787	12:08:13.607
5 -	48.049	26.198	1:14.247	(3)	95.95	0.648	12:09:27.854
6 -	48.370	26.237	1:14.607		95.49	1.008	12:10:42.461
7 -	48.429	26.248	1:14.677		95.40	1.078	12:11:57.138

P5 69 E Tony RUSSO

Suzuki GSXR 750 - Wymark Lubricants

IDEAL LAP TIME : 1:14.211 BEST LAP TIME : 1:14.306 DIFFERENCE : 0.095

LAP	SECTOR 1	SECTOR 2	LAP TIME		MPH	DIFF	TIME OF DAY
1 -		26.609	1:20.314		88.70	6.008	12:04:31.128
2 -	***47.993***	26.404	1:14.397		95.76	0.091	12:05:45.525
3 -	48.096	26.224	1:14.320	(2)	95.86	0.014	12:06:59.845
4 -	48.088	***26.218***	***1:14.306***	***(1)***	***95.88***		***12:08:14.151***
5 -	48.092	26.296	1:14.388	(3)	95.77	0.082	12:09:28.539
6 -	48.183	26.289	1:14.472		95.66	0.166	12:10:43.011
7 -	48.302	27.162	1:15.464		94.41	1.158	12:11:58.475

BMCRC - MRO Championships - Rnd 6 @ Donington Park National

BMCRC Thunderbike Ultra & Extreme

RACE 1 - SECTOR ANALYSIS

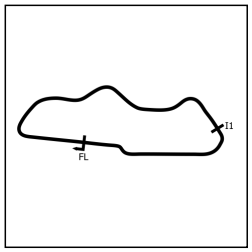

SECTOR 1 = FL to I1, SECTOR 2 = I1 to FL, DIFF = Difference To Personal Best Lap, P = Crossed Finish Line in Pit Lane, D = Time Disallowed

P6 82 E Matt HINNELLS — Honda CBR 954RR Fireblade - FH82 Racing

IDEAL LAP TIME : 1:14.491 BEST LAP TIME : 1:14.491 DIFFERENCE : 0.000

LAP	SECTOR 1	SECTOR 2	LAP TIME	MPH	DIFF	TIME OF DAY
1 -		27.339	1:21.886	87.00	7.395	12:04:32.700
2 -	49.035	27.177	1:16.212	93.48	1.721	12:05:48.912
3 -	48.434	26.753	1:15.187 (3)	94.75	0.696	12:07:04.099
4 -	48.943	26.733	1:15.676	94.14	1.185	12:08:19.775
5 -	48.827	26.544	1:15.371	94.52	0.880	12:09:35.146
6 -	***48.068***	***26.423***	***1:14.491 (1)***	***95.64***		***12:10:49.637***
7 -	48.155	26.454	1:14.609 (2)	95.49	0.118	12:12:04.246

P7 63 U Matthew WREN — Suzuki GSXR - TBR performance

IDEAL LAP TIME : 1:14.949 BEST LAP TIME : 1:14.949 DIFFERENCE : 0.000

LAP	SECTOR 1	SECTOR 2	LAP TIME	MPH	DIFF	TIME OF DAY
1 -		27.136	1:21.096	87.85	6.147	12:04:31.910
2 -	49.291	26.614	1:15.905	93.86	0.956	12:05:47.815
3 -	48.907	26.836	1:15.743	94.06	0.794	12:07:03.558
4 -	49.066	26.451	1:15.517 (3)	94.34	0.568	12:08:19.075
5 -	49.104	26.322	1:15.426 (2)	94.45	0.477	12:09:34.501
6 -	48.956	26.699	1:15.655	94.17	0.706	12:10:50.156
7 -	***48.675***	***26.274***	***1:14.949 (1)***	***95.05***		***12:12:05.105***

P8 48 E Shaun WALLIS — Suzuki GSXR 750 - MBC Despatch Racing

IDEAL LAP TIME : 1:15.945 BEST LAP TIME : 1:15.945 DIFFERENCE : 0.000

LAP	SECTOR 1	SECTOR 2	LAP TIME	MPH	DIFF	TIME OF DAY
1 -		27.339	1:22.202	86.67	6.257	12:04:33.016
2 -	50.168	26.636	1:16.804	92.76	0.859	12:05:49.820
3 -	49.597	26.630	1:16.227	93.46	0.282	12:07:06.047
4 -	***49.339***	***26.606***	***1:15.945 (1)***	***93.81***		***12:08:21.992***
5 -	49.839	26.886	1:16.725	92.85	0.780	12:09:38.717
6 -	49.477	26.648	1:16.125 (3)	93.59	0.180	12:10:54.842
7 -	49.388	26.718	1:16.106 (2)	93.61	0.161	12:12:10.948

P9 41 E David ABRAHAM — Yamaha R1 - Cambridge Motorcycles

IDEAL LAP TIME : 1:16.531 BEST LAP TIME : 1:16.596 DIFFERENCE : 0.065

LAP	SECTOR 1	SECTOR 2	LAP TIME	MPH	DIFF	TIME OF DAY
1 -		27.490	1:22.645	86.20	6.049	12:04:33.459
2 -	50.539	***27.037***	1:17.576	91.84	0.980	12:05:51.035
3 -	***49.494***	27.102	***1:16.596 (1)***	***93.01***		***12:07:07.631***
4 -	50.211	27.223	1:17.434 (3)	92.00	0.838	12:08:25.065
5 -	49.826	27.285	1:17.111 (2)	92.39	0.515	12:09:42.176
6 -	51.020	27.359	1:18.379	90.89	1.783	12:11:00.555
7 -	50.184	27.754	1:17.938	91.41	1.342	12:12:18.493

P10 155 E Dan HORSFALL — Yamaha FZR4/9 - Lucy

IDEAL LAP TIME : 1:17.370 BEST LAP TIME : 1:17.391 DIFFERENCE : 0.021

LAP	SECTOR 1	SECTOR 2	LAP TIME	MPH	DIFF	TIME OF DAY
1 -		27.428	1:24.073	84.74	6.682	12:04:34.887
2 -	50.605	27.296	1:17.901 (3)	91.45	0.510	12:05:52.788
3 -	50.345	***27.046***	***1:17.391 (1)***	***92.06***		***12:07:10.179***
4 -	***50.324***	27.413	1:17.737 (2)	91.65	0.346	12:08:27.916
5 -	50.361	27.662	1:18.023	91.31	0.632	12:09:45.939
6 -	50.542	27.726	1:18.268	91.02	0.877	12:11:04.207
7 -	50.864	27.891	1:18.755	90.46	1.364	12:12:22.962

BMCRC - MRO Championships - Rnd 6 @ Donington Park National

BMCRC Thunderbike Ultra & Extreme

RACE 1 - SECTOR ANALYSIS

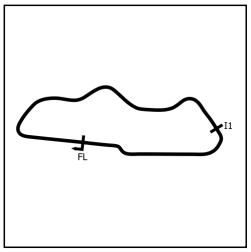

SECTOR 1 = FL to I1, SECTOR 2 = I1 to FL, DIFF = Difference To Personal Best Lap, P = Crossed Finish Line in Pit Lane, D = Time Disallowed

P11 333 E Andrew HOUGHTON

Suzuki TL1000S - Techoir & The Bike Experience

IDEAL LAP TIME : 1:19.650 BEST LAP TIME : 1:19.650 DIFFERENCE : 0.000

LAP	SECTOR 1	SECTOR 2	LAP TIME	MPH	DIFF	TIME OF DAY
1 -		28.300	1:26.706	82.16	7.056	12:04:37.520
2 -	52.264	28.210	1:20.474 (3)	88.53	0.824	12:05:57.994
3 -	52.528	28.109	1:20.637	88.35	0.987	12:07:18.631
4 -	52.083	28.053	1:20.136 (2)	88.90	0.486	12:08:38.767
5 -	51.969	28.591	1:20.560	88.43	0.910	12:09:59.327
6 -	***51.670***	***27.980***	***1:19.650 (1)***	***89.44***		***12:11:18.977***
7 -	52.324	28.826	1:21.150	87.79	1.500	12:12:40.127

P12 36 N Scott ELLIOTT

Triumph Street Triple 765 - Sprockets Racing

IDEAL LAP TIME : 1:18.593 BEST LAP TIME : 1:18.593 DIFFERENCE : 0.000

LAP	SECTOR 1	SECTOR 2	LAP TIME	MPH	DIFF	TIME OF DAY
1 -		28.876	1:25.352	83.47	6.759	12:04:36.166
2 -	53.259	28.741	1:22.000	86.88	3.407	12:05:58.166
3 -	52.765	29.646	1:22.411	86.45	3.818	12:07:20.577
4 -	52.726	28.012	1:20.738	88.24	2.145	12:08:41.315
5 -	51.643	28.363	1:20.006 (2)	89.05	1.413	12:10:01.321
6 -	***50.842***	***27.751***	***1:18.593 (1)***	***90.65***		***12:11:19.914***
7 -	51.375	29.014	1:20.389 (3)	88.62	1.796	12:12:40.303

P13 55 N Simon CRACK

Triumph Street Triple 765 -

IDEAL LAP TIME : 1:21.397 BEST LAP TIME : 1:21.473 DIFFERENCE : 0.076

LAP	SECTOR 1	SECTOR 2	LAP TIME	MPH	DIFF	TIME OF DAY
1 -		28.463	1:27.331	81.58	5.858	12:04:38.145
2 -	***53.106***	28.367	***1:21.473 (1)***	***87.44***		***12:05:59.618***
3 -	53.543	***28.291***	1:21.834 (2)	87.06	0.361	12:07:21.452
4 -	53.840	28.329	1:22.169	86.70	0.696	12:08:43.621
5 -	53.677	28.390	1:22.067 (3)	86.81	0.594	12:10:05.688
6 -	54.158	28.941	1:23.099	85.73	1.626	12:11:28.787
7 -	54.843	29.397	1:24.240	84.57	2.767	12:12:53.027

P14 23 U Joshua ALLEN-DOUCE

Yamaha R1 - Capri Motors

IDEAL LAP TIME : 1:26.109 BEST LAP TIME : 1:26.109 DIFFERENCE : 0.000

LAP	SECTOR 1	SECTOR 2	LAP TIME	MPH	DIFF	TIME OF DAY
1 -		30.643	1:32.206	77.26	6.097	12:04:43.020
2 -	56.769	30.498	1:27.267 (3)	81.64	1.158	12:06:10.287
3 -	57.396	30.438	1:27.834	81.11	1.725	12:07:38.121
4 -	***56.140***	***29.969***	***1:26.109 (1)***	***82.73***		***12:09:04.230***
5 -	56.629	30.590	1:27.219 (2)	81.68	1.110	12:10:31.449
6 -	57.241	30.111	1:27.352	81.56	1.243	12:11:58.801

P15 77 E David MAY

Suzuki GSXR 750 K1 - Orchard cooling/ team Silver Arrows

IDEAL LAP TIME : 1:15.321 BEST LAP TIME : 1:15.321 DIFFERENCE : 0.000

LAP	SECTOR 1	SECTOR 2	LAP TIME	MPH	DIFF	TIME OF DAY
1 -		27.395	1:22.022	86.86	6.701	12:04:32.836
2 -	49.082	27.732	1:16.814	92.75	1.493	12:05:49.650
3 -	49.971	26.994	1:16.965	92.56	1.644	12:07:06.615
4 -	49.201	26.581	1:15.782 (2)	94.01	0.461	12:08:22.397
5 -	49.227	26.903	1:16.130 (3)	93.58	0.809	12:09:38.527
6 -	***48.745***	***26.576***	***1:15.321 (1)***	***94.59***		***12:10:53.848***
7 -	53.137					

BMCRC - MRO Championships - Rnd 6 @ Donington Park National

BMCRC Thunderbike Ultra & Extreme

RACE 1 - SECTOR ANALYSIS

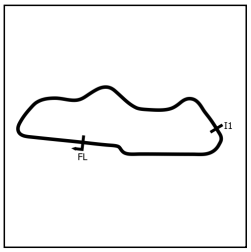

SECTOR 1 = FL to I1, SECTOR 2 = I1 to FL, DIFF = Difference To Personal Best Lap, P = Crossed Finish Line in Pit Lane, D = Time Disallowed

P16 **888** **U** **Paul FAGG** Yamaha R1 4C8 - thebikeexperience.org

IDEAL LAP TIME : 1:17.856 BEST LAP TIME : 1:18.056 DIFFERENCE : 0.200

LAP	SECTOR 1	SECTOR 2	LAP TIME	MPH	DIFF	TIME OF DAY
1 -		28.206	1:25.956	82.88	7.900	12:04:36.770
2 -	53.109	29.054	1:22.163	86.71	4.107	12:05:58.933
3 -	52.351	28.639	1:20.990	87.96	2.934	12:07:19.923
4 -	51.291	28.060	1:19.351 **(2)**	89.78	1.295	12:08:39.274
5 -	51.746	28.061	1:19.807 **(3)**	89.27	1.751	12:09:59.081
6 -	50.778	***27.278***	***1:18.056*** **(1)**	***91.27***		***12:11:17.137***
7 -	***50.578***					

P17 **117** **E** **Raymond STAGG** Suzuki GSXR 750 -

IDEAL LAP TIME : BEST LAP TIME : DIFFERENCE :

LAP	SECTOR 1	SECTOR 2	LAP TIME	MPH	DIFF	TIME OF DAY
1 -						

Weather / Track : Bright / Dry

Donington Park National: 1.9790 miles
Date: 25/07/2026 Start: 12:03 Finish: 12:11

BMCRC - MRO Championships - Rnd 6 @ Donington Park National

BMCRC Thunderbike Ultra & Extreme

RACE 1 - BEST SECTORS

	SECTOR 1		SECTOR 2	
POS	NO	TIME	NO	TIME
1	**88**	**46.343**	**88**	**25.061**
2	**1**	**46.446**	**1**	**25.270**
3	**530**	**46.854**	**530**	**25.813**
4	**85**	**47.678**	**85**	**25.921**
5	**69**	**47.993**	**69**	**26.218**
6	**82**	**48.068**	**63**	**26.274**
7	**63**	**48.675**	**82**	**26.423**
8	**77**	**48.745**	**77**	**26.576**
9	**48**	**49.339**	**48**	**26.606**
10	**41**	**49.494**	**41**	**27.037**
11	**155**	**50.324**	**155**	**27.046**
12	**888**	**50.578**	**888**	**27.278**
13	**36**	**50.842**	**36**	**27.751**
14	**333**	**51.670**	**333**	**27.980**
15	**55**	**53.106**	**55**	**28.291**
16	**23**	**56.140**	**23**	**29.969**
17				

IDEAL / BEST COMPARISON

PERFECT LAP	1:11.404

POS	NO	NAME	IDEAL	BEST	DIFF
1	**88**	HALLIDAY *	1:11.404	1:11.493	**0.089**
2	**1**	DONOVAN	1:11.716	1:11.716	**0.000**
3	**530**	CREASEY	1:12.667	1:12.669	**0.002**
4	**85**	WOOD	1:13.599	1:13.599	**0.000**
5	**69**	RUSSO	1:14.211	1:14.306	**0.095**
6	**82**	HINNELLS	1:14.491	1:14.491	**0.000**
7	**63**	WREN	1:14.949	1:14.949	**0.000**
8	**77**	MAY	1:15.321	1:15.321	**0.000**
9	**48**	WALLIS	1:15.945	1:15.945	**0.000**
10	**41**	ABRAHAM	1:16.531	1:16.596	**0.065**
11	**155**	HORSFALL	1:17.370	1:17.391	**0.021**
12	**888**	FAGG	1:17.856	1:18.056	**0.200**
13	**36**	ELLIOTT	1:18.593	1:18.593	**0.000**
14	**333**	HOUGHTON	1:19.650	1:19.650	**0.000**
15	**55**	CRACK	1:21.397	1:21.473	**0.076**
16	**23**	ALLEN-DOUCE	1:26.109	1:26.109	**0.000**

Weather / Track : Bright / Dry

Donington Park National: 1.9790 miles
Date: 25/07/2026 Start: 12:03 Finish: 12:11

Results can be found at www.tsl-timing.com

Printed - 12:37 Saturday, 25 July 2026

BMCRC - MRO Championships - Rnd 6 @ Donington Park National

BMCRC Thunderbike Ultra & Extreme

RACE 1 - STATISTICS

Competitors Started	17
Planned Start	2026-07-25 @ 11:24:00.000
Actual Start	2026-07-25 @ 12:03:10.813
Finish Time	2026-07-25 @ 12:11:38.455
Track Length	1.9790mi.
Total Laps	109
Total Distance Covered	215.7183mi.

Session Fastest Lap History

NO	CL	NAME	LAP TIME	TIME OF DAY	LAP	VEHICLE
1	U	**Tyler DONOVAN**	**1:11.849**	12:05:38.160	2	Kawasaki ZX10R
88	U	**Scott HALLIDAY ***	**1:11.537**	12:05:38.938	2	Honda CBR 1000 RR
88	U	**Scott HALLIDAY ***	**1:11.493**	12:06:50.431	3	Honda CBR 1000 RR

Session Leader History

NO	CL	NAME	FROM LAP	LAPS LED	DISTANCE	VEHICLE
1	U	**Tyler DONOVAN**	1	7	13.81 miles	Kawasaki ZX10R

Flag History

TYPE	TIME OF DAY
GREEN	12:03:10.813
FINISH	12:11:38.455

Flag Statistics

TYPE	COUNT	TOTAL LAPS	TOTAL TIME
Green	1	7	9:49.568
Red	0	0	0.000
Safety Car	0	0	0.000
FCY	0	0	0.000

BMCRC - MRO Championships - Rnd 6 @ Donington Park National

BMCRC Thunderbike Ultra & Extreme

RACE 1 - STATISTICS

CLASS : E

8 Starters

Fastest Lap History

NO	NAME	LAP TIME	TIME OF DAY	LAP	VEHICLE
69	**Tony RUSSO**	**1:14.397**	12:05:45.525	2	Suzuki GSXR 750
69	**Tony RUSSO**	**1:14.320**	12:06:59.845	3	Suzuki GSXR 750
69	**Tony RUSSO**	**1:14.306**	12:08:14.151	4	Suzuki GSXR 750

Leader History

NO	NAME	FROM LAP	LAPS LED	DISTANCE	VEHICLE
69	**Tony RUSSO**	1	7	13.81 miles	Suzuki GSXR 750

BMCRC - MRO Championships - Rnd 6 @ Donington Park National

BMCRC Thunderbike Ultra & Extreme

RACE 1 - STATISTICS

CLASS : U

7 Starters

Fastest Lap History

NO	NAME	LAP TIME	TIME OF DAY	LAP	VEHICLE
1	**Tyler DONOVAN**	**1:11.849**	12:05:38.160	2	Kawasaki ZX10R
88	**Scott HALLIDAY ***	**1:11.537**	12:05:38.938	2	Honda CBR 1000 RR
88	**Scott HALLIDAY ***	**1:11.493**	12:06:50.431	3	Honda CBR 1000 RR

Leader History

NO	NAME	FROM LAP	LAPS LED	DISTANCE	VEHICLE
1	**Tyler DONOVAN**	1	7	13.81 miles	Kawasaki ZX10R

BMCRC - MRO Championships - Rnd 6 @ Donington Park National

BMCRC Thunderbike Ultra & Extreme

RACE 1 - STATISTICS

CLASS : N

2 Starters

Fastest Lap History

NO	NAME	LAP TIME	TIME OF DAY	LAP	VEHICLE
36	**Scott ELLIOTT**	**1:22.000**	12:05:58.166	2	Triumph Street Triple 765
55	**Simon CRACK**	**1:21.473**	12:05:59.618	2	Triumph Street Triple 765
36	**Scott ELLIOTT**	**1:20.738**	12:08:41.315	4	Triumph Street Triple 765
36	**Scott ELLIOTT**	**1:20.006**	12:10:01.321	5	Triumph Street Triple 765
36	**Scott ELLIOTT**	**1:18.593**	12:11:19.914	6	Triumph Street Triple 765

Leader History

NO	NAME	FROM LAP	LAPS LED	DISTANCE	VEHICLE
36	**Scott ELLIOTT**	1	7	13.81 miles	Triumph Street Triple 765

BMCRC - MRO Championships - Rnd 6 @ Donington Park National

BMCRC Thunderbike Ultra & Extreme

RACE 11 - GRID (7 Laps)

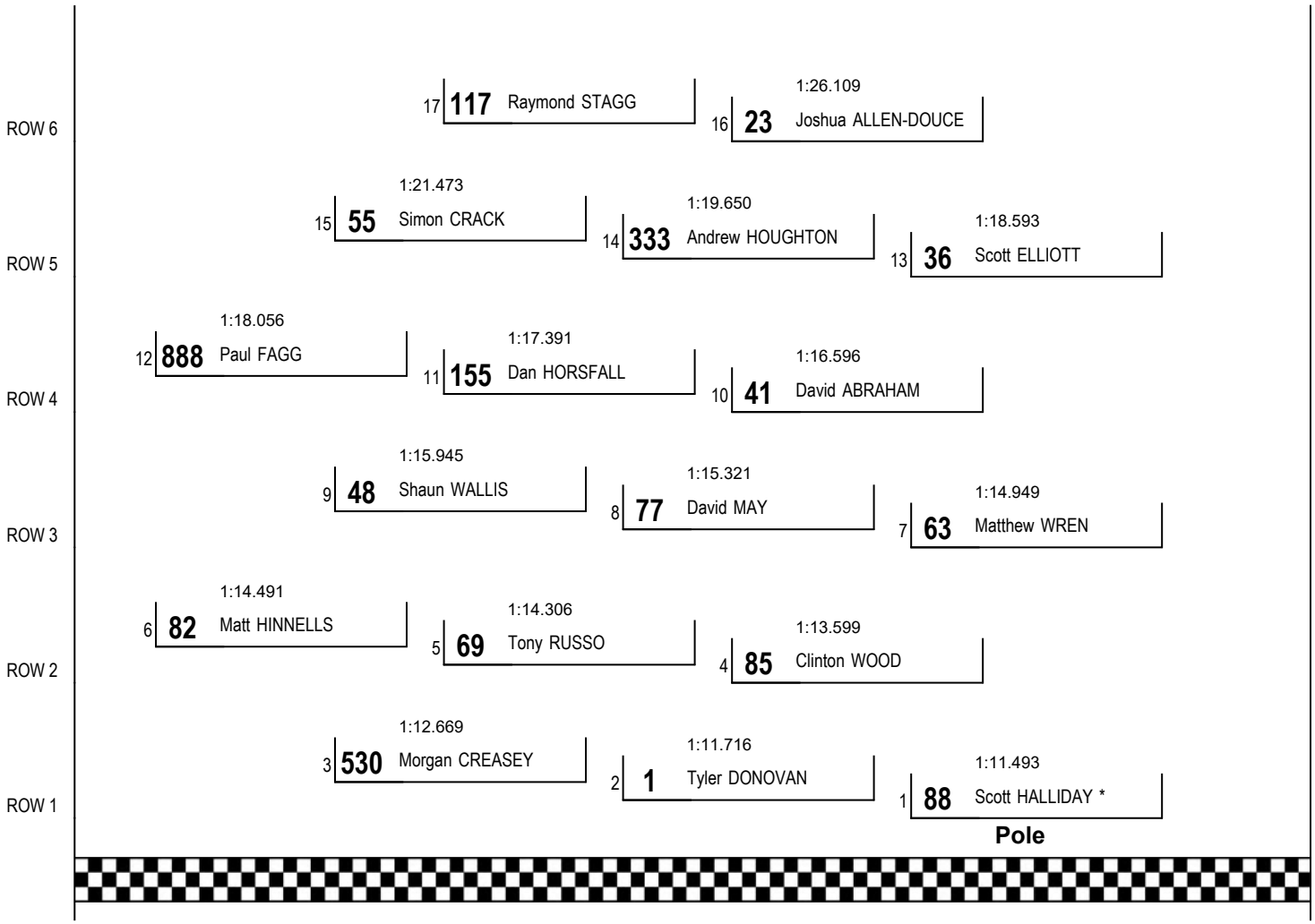

These results are provisional until the conclusion of any judicial and technical matters.

Donington Park National: 1.9790 miles

Clerk Of Course: Caroline Patterson / Andy Brown	Timekeeper: Richard Evans	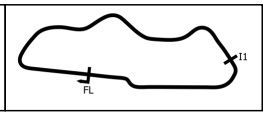

Results can be found at www.tsl-timing.com

Printed - 12:38 Saturday, 25 July 2026

BMCRC - MRO Championships - Rnd 6 @ Donington Park National

BMCRC Thunderbike Ultra & Extreme

RACE 11 - CLASSIFICATION

Race Distance: 7 Laps / 13.85 miles

POS	NO	CL	PIC	NAME	ENTRY	LAPS	TIME	GAP	DIFF	MPH	BEST	ON	GRD	↑↓
1	**88**	U	1	**Scott HALLIDAY ***	Honda CBR 1000 RR - Performance fitness gym	**7**	8:31.248			97.28	**1:11.832**	7	1	0
2	**1**	U	2	**Tyler DONOVAN**	Kawasaki ZX10R - TMT Racing	**7**	8:31.402	**0.154**	0.154	97.25	**1:11.735**	7	2	0
3	**530**	U	3	**Morgan CREASEY**	Suzuki GSXR 750 - Green plant	**7**	8:33.085	**1.837**	1.683	96.93	**1:12.533**	6	3	0
4	**69**	E	1	**Tony RUSSO**	Suzuki GSXR 750 - Wymark Lubricants	**7**	8:45.905	**14.657**	12.820	94.57	**1:13.909**	3	5	1
5	**85**	U	4	**Clinton WOOD**	Suzuki GSXR 1000 - CLINTON WOOD	**7**	8:48.498	**17.250**	2.593	94.10	**1:14.248**	2	4	-1
6	**82**	E	2	**Matt HINNELLS**	Honda CBR 954RR Fireblade - FH82 Racing	**7**	8:48.972	**17.724**	0.474	94.02	**1:14.481**	6	6	0
7	**77**	E	3	**David MAY**	Suzuki GSXR 750 K1 - Orchard cooling/ team Silver Arrows	**7**	8:59.148	**27.900**	10.176	92.24	**1:15.776**	5	8	1
8	**48**	E	4	**Shaun WALLIS**	Suzuki GSXR 750 - MBC Despatch Racing	**7**	8:59.359	**28.111**	0.211	92.21	**1:15.949**	2	9	1
9	**41**	E	5	**David ABRAHAM**	Yamaha R1 - Cambridge Motorcycles	**7**	9:10.555	**39.307**	11.196	90.33	**1:17.165**	3	10	1
10	**117**	E	6	**Raymond STAGG**	Suzuki GSXR 750 -	**7**	9:10.651	**39.403**	0.096	90.32	**1:17.141**	3	17	7
11	**155**	E	7	**Dan HORSFALL**	Yamaha FZR4/9 - Lucy	**7**	9:11.028	**39.780**	0.377	90.26	**1:16.960**	4	11	0
12	**36**	N	1	**Scott ELLIOTT**	Triumph Street Triple 765 - Sprockets Racing	**7**	9:37.648	**1:06.400**	26.620	86.10	**1:20.272**	5	13	1
13	**55**	N	2	**Simon CRACK**	Triumph Street Triple 765 -	**7**	9:45.762	**1:14.514**	8.114	84.90	**1:22.172**	3	15	2
14	**23**	U	5	**Joshua ALLEN-DOUCE**	Yamaha R1 - Capri Motors	**6**	8:57.878	**1 Lap**	1 Lap	79.22	**1:28.618**	5	16	2

NOT STARTED

NS	**63**	U		**Matthew WREN**	Suzuki GSXR - TBR performance								7	
NS	**888**	U		**Paul FAGG**	Yamaha R1 4C8 - thebikeexperience.org								12	
NS	**333**	E		**Andrew HOUGHTON**	Suzuki TL1000S - Techoir & The Bike Experience								14	

FASTEST LAP

1	U	**Tyler DONOVAN**	Kawasaki ZX10R - TMT Racing	**7**	1:11.735	99.31 mph	159.83 kph
69	E	**Tony RUSSO**	Suzuki GSXR 750 - Wymark Lubricants	**3**	1:13.909	96.39 mph	155.13 kph
36	N	**Scott ELLIOTT**	Triumph Street Triple 765 - Sprockets Racing	**5**	1:20.272	88.75 mph	142.83 kph

Class U - 92.5% of Race Speed = 89.98 mph
Class E - 92.5% of Race Speed = 87.47 mph
Class N - 92.5% of Race Speed = 79.64 mph

Weather / Track : Bright / Dry
These results are provisional until the conclusion of any judicial and technical matters.

Date: 25/07/2026 Start: 15:44 Finish: 15:53
Donington Park National: 1.9790 miles

Clerk Of Course: Caroline Patterson / Andy Brown	Timekeeper: Richard Evans	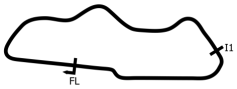

Results can be found at www.tsl-timing.com

Printed - 15:55 Saturday, 25 July 2026

BMCRC - MRO Championships - Rnd 6 @ Donington Park National

BMCRC Thunderbike Ultra & Extreme

RACE 11 - LAP CHART

LAP 1 @ 15:45:54.251

NO	BEHIND	LAP TIME
1		1:16.230
530	0.218	1:16.448
88	0.470	1:16.700
85	2.316	1:18.546
69	3.328	1:19.558
82	3.863	1:20.093
77	5.229	1:21.459
48	5.269	1:21.499
117	8.020	1:24.250
41	8.374	1:24.604
155	8.551	1:24.781
36	11.020	1:27.250
55	12.767	1:28.997
23	16.922	1:33.152

LAP 2 @ 15:47:07.190

NO	BEHIND	LAP TIME
88		1:12.469
1	0.052	1:12.991
530	0.356	1:13.077
85	3.625	1:14.248
69	4.833	1:14.444
82	5.556	1:14.632
48	8.279	1:15.949
77	9.586	1:17.296
117	13.011	1:17.930
41	13.403	1:17.968
155	13.609	1:17.997
36	21.407	1:23.326
55	22.722	1:22.894
23	32.927	1:28.944

LAP 3 @ 15:48:19.959

NO	BEHIND	LAP TIME
1		1:12.717
88	0.005	1:12.774
530	0.530	1:12.943
85	5.557	1:14.701
69	5.973	1:13.909
82	7.642	1:14.855
48	11.697	1:16.187
77	13.690	1:16.873
117	17.383	1:17.141
41	17.799	1:17.165
155	18.235	1:17.395
36	30.556	1:21.918
55	32.125	1:22.172
23	49.499	1:29.341

LAP 4 @ 15:49:32.532

NO	BEHIND	LAP TIME
1		1:12.573
88	0.120	1:12.688
530	0.736	1:12.779
69	7.911	1:14.511
85	7.998	1:15.014
82	10.055	1:14.986
48	15.803	1:16.679
77	17.000	1:15.883
117	21.953	1:17.143
41	22.451	1:17.225
155	22.622	1:16.960
36	39.313	1:21.330
55	41.781	1:22.229
23	1:05.690	1:28.764

LAP 5 @ 15:50:44.736

NO	BEHIND	LAP TIME
1		1:12.204
88	0.117	1:12.201
530	1.128	1:12.596
69	10.364	1:14.657
85	11.172	1:15.378
82	12.681	1:14.830
48	20.172	1:16.573
77	20.572	1:15.776
117	28.166	1:18.417
41	28.438	1:18.191
155	28.595	1:18.177
36	47.381	1:20.272
55	52.336	1:22.759

LAP 6 @ 15:51:57.437

NO	BEHIND	LAP TIME
88		1:12.584
1	0.251	1:12.952
530	0.960	1:12.533
23	1 Lap	1:28.618
69	11.875	1:14.212
85	13.427	1:14.956
82	14.461	1:14.481
48	23.717	1:16.246
77	23.949	1:16.078
117	33.110	1:17.645
41	33.542	1:17.805
155	33.803	1:17.909
36	57.359	1:22.679
55	1:03.175	1:23.540

LAP 7 @ 15:53:09.269

NO	BEHIND	LAP TIME
88		1:11.832
1	0.154	1:11.735
530	1.837	1:12.709
69	14.657	1:14.614
85	17.250	1:15.655
82	17.724	1:15.095
23	1 Lap	1:29.059
77	27.900	1:15.783
48	28.111	1:16.226
41	39.307	1:17.597
117	39.403	1:18.125
155	39.780	1:17.809
36	1:06.400	1:20.873
55	1:14.514	1:23.171

Weather / Track : Bright / Dry

Donington Park National: 1.9790 miles
Date: 25/07/2026 Start: 15:44 Finish: 15:53

Results can be found at www.tsl-timing.com

Printed - 15:57 Saturday, 25 July 2026

BMCRC - MRO Championships - Rnd 6 @ Donington Park National

BMCRC Thunderbike Ultra & Extreme

RACE 11 - POSITION CHART

No	Name	Lap Pos	1	2	3	4	5	6	7
88	HALLIDAY *	1	1	88	1	1	1	88	88
1	DONOVAN	2	530	1	88	88	88	1	1
530	CREASEY	3	88	530	530	530	530	530	530
85	WOOD	4	85	85	85	69	69	69	69
69	RUSSO	5	69	69	69	85	85	85	85
82	HINNELLS	6	82	82	82	82	82	82	82
63	WREN	7	77	48	48	48	48	48	77
77	MAY	8	48	77	77	77	77	77	48
48	WALLIS	9	117	117	117	117	117	117	41
41	ABRAHAM	10	41	41	41	41	41	41	117
155	HORSFALL	11	155	155	155	155	155	155	155
888	FAGG	12	36	36	36	36	36	36	36
36	ELLIOTT	13	55	55	55	55	55	55	55
333	HOUGHTON	14	23	23	23	23	23	23	
55	CRACK	15							
23	ALLEN-DOUCE	16							
117	STAGG	17							

Weather / Track : Bright / Dry

Donington Park National: 1.9790 miles
Date: 25/07/2026 Start: 15:44 Finish: 15:53

Results can be found at www.tsl-timing.com

Printed - 15:57 Saturday, 25 July 2026

BMCRC - MRO Championships - Rnd 6 @ Donington Park National

BMCRC Thunderbike Ultra & Extreme

RACE 11 - SECTOR ANALYSIS

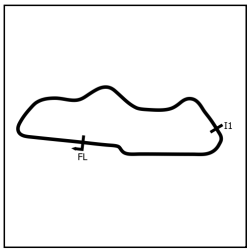

SECTOR 1 = FL to I1, SECTOR 2 = I1 to FL, DIFF = Difference To Personal Best Lap, P = Crossed Finish Line in Pit Lane, D = Time Disallowed

P1 88 U Scott HALLIDAY * — Honda CBR 1000 RR - Performance fitness gym

IDEAL LAP TIME : 1:11.730 BEST LAP TIME : 1:11.832 DIFFERENCE : 0.102

LAP	SECTOR 1	SECTOR 2	LAP TIME		MPH	DIFF	TIME OF DAY
1 -		***25.247***	1:16.700		92.88	4.868	15:45:54.721
2 -	46.910	25.559	1:12.469	**(3)**	98.31	0.637	15:47:07.190
3 -	47.265	25.509	1:12.774		97.90	0.942	15:48:19.964
4 -	47.352	25.336	1:12.688		98.01	0.856	15:49:32.652
5 -	46.735	25.466	1:12.201	**(2)**	98.67	0.369	15:50:44.853
6 -	47.244	25.340	1:12.584		98.15	0.752	15:51:57.437
7 -	***46.483***	25.349	***1:11.832***	**(1)**	***99.18***		***15:53:09.269***

P2 1 U Tyler DONOVAN — Kawasaki ZX10R - TMT Racing

IDEAL LAP TIME : 1:11.735 BEST LAP TIME : 1:11.735 DIFFERENCE : 0.000

LAP	SECTOR 1	SECTOR 2	LAP TIME		MPH	DIFF	TIME OF DAY
1 -		25.665	1:16.230		93.46	4.495	15:45:54.251
2 -	47.098	25.893	1:12.991		97.60	1.256	15:47:07.242
3 -	46.965	25.752	1:12.717		97.97	0.982	15:48:19.959
4 -	46.991	25.582	1:12.573	**(3)**	98.17	0.838	15:49:32.532
5 -	46.670	25.534	1:12.204	**(2)**	98.67	0.469	15:50:44.736
6 -	47.552	25.400	1:12.952		97.66	1.217	15:51:57.688
7 -	***46.495***	***25.240***	***1:11.735***	**(1)**	***99.31***		***15:53:09.423***

P3 530 U Morgan CREASEY — Suzuki GSXR 750 - Green plant

IDEAL LAP TIME : 1:12.372 BEST LAP TIME : 1:12.533 DIFFERENCE : 0.161

LAP	SECTOR 1	SECTOR 2	LAP TIME		MPH	DIFF	TIME OF DAY
1 -		***25.558***	1:16.448		93.19	3.915	15:45:54.469
2 -	47.328	25.749	1:13.077		97.49	0.544	15:47:07.546
3 -	47.182	25.761	1:12.943		97.67	0.410	15:48:20.489
4 -	47.057	25.722	1:12.779		97.89	0.246	15:49:33.268
5 -	46.896	25.700	1:12.596	**(2)**	98.14	0.063	15:50:45.864
6 -	46.891	25.642	***1:12.533***	**(1)**	***98.22***		***15:51:58.397***
7 -	***46.814***	25.895	1:12.709	**(3)**	97.98	0.176	15:53:11.106

P4 69 E Tony RUSSO — Suzuki GSXR 750 - Wymark Lubricants

IDEAL LAP TIME : 1:13.909 BEST LAP TIME : 1:13.909 DIFFERENCE : 0.000

LAP	SECTOR 1	SECTOR 2	LAP TIME		MPH	DIFF	TIME OF DAY
1 -		26.196	1:19.558		89.55	5.649	15:45:57.579
2 -	48.178	26.266	1:14.444	**(3)**	95.70	0.535	15:47:12.023
3 -	***47.923***	***25.986***	***1:13.909***	**(1)**	***96.39***		***15:48:25.932***
4 -	48.177	26.334	1:14.511		95.61	0.602	15:49:40.443
5 -	48.184	26.473	1:14.657		95.43	0.748	15:50:55.100
6 -	47.964	26.248	1:14.212	**(2)**	96.00	0.303	15:52:09.312
7 -	48.171	26.443	1:14.614		95.48	0.705	15:53:23.926

P5 85 U Clinton WOOD — Suzuki GSXR 1000 - CLINTON WOOD

IDEAL LAP TIME : 1:14.160 BEST LAP TIME : 1:14.248 DIFFERENCE : 0.088

LAP	SECTOR 1	SECTOR 2	LAP TIME		MPH	DIFF	TIME OF DAY
1 -		***26.085***	1:18.546		90.70	4.298	15:45:56.567
2 -	***48.075***	26.173	***1:14.248***	**(1)**	***95.95***		***15:47:10.815***
3 -	48.527	26.174	1:14.701	**(2)**	95.37	0.453	15:48:25.516
4 -	48.310	26.704	1:15.014		94.97	0.766	15:49:40.530
5 -	49.140	26.238	1:15.378		94.51	1.130	15:50:55.908
6 -	48.683	26.273	1:14.956	**(3)**	95.05	0.708	15:52:10.864
7 -	49.099	26.556	1:15.655		94.17	1.407	15:53:26.519

BMCRC - MRO Championships - Rnd 6 @ Donington Park National

BMCRC Thunderbike Ultra & Extreme

RACE 11 - SECTOR ANALYSIS

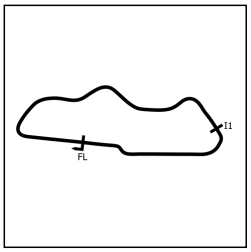

SECTOR 1 = FL to I1, SECTOR 2 = I1 to FL, DIFF = Difference To Personal Best Lap, P = Crossed Finish Line in Pit Lane, D = Time Disallowed

P6 82 E Matt HINNELLS

Honda CBR 954RR Fireblade - FH82 Racing

IDEAL LAP TIME : 1:14.449 BEST LAP TIME : 1:14.481 DIFFERENCE : 0.032

LAP	SECTOR 1	SECTOR 2	LAP TIME		MPH	DIFF	TIME OF DAY
1 -		26.245	1:20.093		88.95	5.612	15:45:58.114
2 -	48.419	***26.213***	1:14.632	**(2)**	95.46	0.151	15:47:12.746
3 -	48.405	26.450	1:14.855		95.17	0.374	15:48:27.601
4 -	48.362	26.624	1:14.986		95.01	0.505	15:49:42.587
5 -	48.331	26.499	1:14.830	**(3)**	95.21	0.349	15:50:57.417
6 -	***48.236***	26.245	***1:14.481***	**(1)**	***95.65***		***15:52:11.898***
7 -	48.768	26.327	1:15.095		94.87	0.614	15:53:26.993

P7 77 E David MAY

Suzuki GSXR 750 K1 - Orchard cooling/ team Silver Arrows

IDEAL LAP TIME : 1:15.581 BEST LAP TIME : 1:15.776 DIFFERENCE : 0.195

LAP	SECTOR 1	SECTOR 2	LAP TIME		MPH	DIFF	TIME OF DAY
1 -		27.566	1:21.459		87.46	5.683	15:45:59.480
2 -	49.991	27.305	1:17.296		92.17	1.520	15:47:16.776
3 -	49.706	27.167	1:16.873		92.68	1.097	15:48:33.649
4 -	49.101	26.782	1:15.883	**(3)**	93.88	0.107	15:49:49.532
5 -	***48.946***	26.830	***1:15.776***	**(1)**	***94.02***		***15:51:05.308***
6 -	49.378	26.700	1:16.078		93.64	0.302	15:52:21.386
7 -	49.148	***26.635***	1:15.783	**(2)**	94.01	0.007	15:53:37.169

P8 48 E Shaun WALLIS

Suzuki GSXR 750 - MBC Despatch Racing

IDEAL LAP TIME : 1:15.800 BEST LAP TIME : 1:15.949 DIFFERENCE : 0.149

LAP	SECTOR 1	SECTOR 2	LAP TIME		MPH	DIFF	TIME OF DAY
1 -		27.082	1:21.499		87.41	5.550	15:45:59.520
2 -	***49.341***	26.608	***1:15.949***	**(1)**	***93.80***		***15:47:15.469***
3 -	49.587	26.600	1:16.187	**(2)**	93.51	0.238	15:48:31.656
4 -	49.938	26.741	1:16.679		92.91	0.730	15:49:48.335
5 -	49.731	26.842	1:16.573		93.04	0.624	15:51:04.908
6 -	49.601	26.645	1:16.246		93.44	0.297	15:52:21.154
7 -	49.767	***26.459***	1:16.226	**(3)**	93.46	0.277	15:53:37.380

P9 41 E David ABRAHAM

Yamaha R1 - Cambridge Motorcycles

IDEAL LAP TIME : 1:17.129 BEST LAP TIME : 1:17.165 DIFFERENCE : 0.036

LAP	SECTOR 1	SECTOR 2	LAP TIME		MPH	DIFF	TIME OF DAY
1 -		27.801	1:24.604		84.21	7.439	15:46:02.625
2 -	50.100	27.868	1:17.968		91.37	0.803	15:47:20.593
3 -	49.848	***27.317***	***1:17.165***	**(1)**	***92.32***		***15:48:37.758***
4 -	***49.812***	27.413	1:17.225	**(2)**	92.25	0.060	15:49:54.983
5 -	50.693	27.498	1:18.191		91.11	1.026	15:51:13.174
6 -	50.389	27.416	1:17.805		91.57	0.640	15:52:30.979
7 -	50.148	27.449	1:17.597	**(3)**	91.81	0.432	15:53:48.576

P10 117 E Raymond STAGG

Suzuki GSXR 750 -

IDEAL LAP TIME : 1:17.091 BEST LAP TIME : 1:17.141 DIFFERENCE : 0.050

LAP	SECTOR 1	SECTOR 2	LAP TIME		MPH	DIFF	TIME OF DAY
1 -		27.816	1:24.250		84.56	7.109	15:46:02.271
2 -	50.202	27.728	1:17.930		91.42	0.789	15:47:20.201
3 -	49.906	***27.235***	***1:17.141***	**(1)**	***92.35***		***15:48:37.342***
4 -	***49.856***	27.287	1:17.143	**(2)**	92.35	0.002	15:49:54.485
5 -	50.769	27.648	1:18.417		90.85	1.276	15:51:12.902
6 -	50.288	27.357	1:17.645	**(3)**	91.75	0.504	15:52:30.547
7 -	50.182	27.943	1:18.125		91.19	0.984	15:53:48.672

BMCRC - MRO Championships - Rnd 6 @ Donington Park National

BMCRC Thunderbike Ultra & Extreme

RACE 11 - SECTOR ANALYSIS

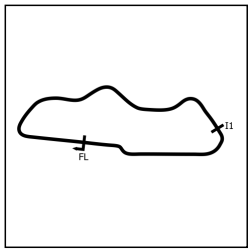

SECTOR 1 = FL to I1, SECTOR 2 = I1 to FL, DIFF = Difference To Personal Best Lap, P = Crossed Finish Line in Pit Lane, D = Time Disallowed

P11 155 E Dan HORSFALL

Yamaha FZR4/9 - Lucy

IDEAL LAP TIME : 1:16.810 BEST LAP TIME : 1:16.960 DIFFERENCE : 0.150

LAP	SECTOR 1	SECTOR 2	LAP TIME	MPH	DIFF	TIME OF DAY
1 -		27.454	1:24.781	84.03	7.821	15:46:02.802
2 -	50.611	27.386	1:17.997	91.34	1.037	15:47:20.799
3 -	50.314	***27.081***	1:17.395 **(2)**	92.05	0.435	15:48:38.194
4 -	***49.729***	27.231	***1:16.960*** **(1)**	***92.57***		***15:49:55.154***
5 -	50.834	27.343	1:18.177	91.13	1.217	15:51:13.331
6 -	50.586	27.323	1:17.909	91.44	0.949	15:52:31.240
7 -	50.378	27.431	1:17.809 **(3)**	91.56	0.849	15:53:49.049

P12 36 N Scott ELLIOTT

Triumph Street Triple 765 - Sprockets Racing

IDEAL LAP TIME : 1:20.141 BEST LAP TIME : 1:20.272 DIFFERENCE : 0.131

LAP	SECTOR 1	SECTOR 2	LAP TIME	MPH	DIFF	TIME OF DAY
1 -		31.262	1:27.250	81.65	6.978	15:46:05.271
2 -	54.865	28.461	1:23.326	85.50	3.054	15:47:28.597
3 -	52.660	29.258	1:21.918	86.97	1.646	15:48:50.515
4 -	52.551	28.779	1:21.330 **(3)**	87.60	1.058	15:50:11.845
5 -	52.266	***28.006***	***1:20.272*** **(1)**	***88.75***		***15:51:32.117***
6 -	53.257	29.422	1:22.679	86.17	2.407	15:52:54.796
7 -	***52.135***	28.738	1:20.873 **(2)**	88.09	0.601	15:54:15.669

P13 55 N Simon CRACK

Triumph Street Triple 765 -

IDEAL LAP TIME : 1:22.109 BEST LAP TIME : 1:22.172 DIFFERENCE : 0.063

LAP	SECTOR 1	SECTOR 2	LAP TIME	MPH	DIFF	TIME OF DAY
1 -		28.590	1:28.997	80.05	6.825	15:46:07.018
2 -	54.278	28.616	1:22.894	85.94	0.722	15:47:29.912
3 -	53.595	***28.577***	***1:22.172*** **(1)**	***86.70***		***15:48:52.084***
4 -	***53.532***	28.697	1:22.229 **(2)**	86.64	0.057	15:50:14.313
5 -	54.084	28.675	1:22.759 **(3)**	86.08	0.587	15:51:37.072
6 -	54.366	29.174	1:23.540	85.28	1.368	15:53:00.612
7 -	54.402	28.769	1:23.171	85.66	0.999	15:54:23.783

P14 23 U Joshua ALLEN-DOUCE

Yamaha R1 - Capri Motors

IDEAL LAP TIME : 1:28.263 BEST LAP TIME : 1:28.618 DIFFERENCE : 0.355

LAP	SECTOR 1	SECTOR 2	LAP TIME	MPH	DIFF	TIME OF DAY
1 -		***30.530***	1:33.152	76.48	4.534	15:46:11.173
2 -	58.047	30.897	1:28.944 **(3)**	80.10	0.326	15:47:40.117
3 -	58.293	31.048	1:29.341	79.74	0.723	15:49:09.458
4 -	58.132	30.632	1:28.764 **(2)**	80.26	0.146	15:50:38.222
5 -	***57.733***	30.885	***1:28.618*** **(1)**	***80.39***		***15:52:06.840***
6 -	57.884	31.175	1:29.059	79.99	0.441	15:53:35.899

BMCRC - MRO Championships - Rnd 6 @ Donington Park National

BMCRC Thunderbike Ultra & Extreme

RACE 11 - BEST SECTORS

	SECTOR 1		SECTOR 2	
POS	NO	TIME	NO	TIME
1	**88**	**46.483**	**1**	**25.240**
2	**1**	**46.495**	**88**	**25.247**
3	**530**	**46.814**	**530**	**25.558**
4	**69**	**47.923**	**69**	**25.986**
5	**85**	**48.075**	**85**	**26.085**
6	**82**	**48.236**	**82**	**26.213**
7	**77**	**48.946**	**48**	**26.459**
8	**48**	**49.341**	**77**	**26.635**
9	**155**	**49.729**	**155**	**27.081**
10	**41**	**49.812**	**117**	**27.235**
11	**117**	**49.856**	**41**	**27.317**
12	**36**	**52.135**	**36**	**28.006**
13	**55**	**53.532**	**55**	**28.577**
14	**23**	**57.733**	**23**	**30.530**

IDEAL / BEST COMPARISON

POS	NO	NAME	IDEAL	BEST	DIFF
		PERFECT LAP	**1:11.723**		
1	**88**	HALLIDAY *	1:11.730	1:11.832	**0.102**
2	**1**	DONOVAN	1:11.735	1:11.735	**0.000**
3	**530**	CREASEY	1:12.372	1:12.533	**0.161**
4	**69**	RUSSO	1:13.909	1:13.909	**0.000**
5	**85**	WOOD	1:14.160	1:14.248	**0.088**
6	**82**	HINNELLS	1:14.449	1:14.481	**0.032**
7	**77**	MAY	1:15.581	1:15.776	**0.195**
8	**48**	WALLIS	1:15.800	1:15.949	**0.149**
9	**155**	HORSFALL	1:16.810	1:16.960	**0.150**
10	**117**	STAGG	1:17.091	1:17.141	**0.050**
11	**41**	ABRAHAM	1:17.129	1:17.165	**0.036**
12	**36**	ELLIOTT	1:20.141	1:20.272	**0.131**
13	**55**	CRACK	1:22.109	1:22.172	**0.063**
14	**23**	ALLEN-DOUCE	1:28.263	1:28.618	**0.355**

Weather / Track : Bright / Dry

Donington Park National: 1.9790 miles
Date: 25/07/2026 Start: 15:44 Finish: 15:53

Results can be found at www.tsl-timing.com

Printed - 15:57 Saturday, 25 July 2026

BMCRC - MRO Championships - Rnd 6 @ Donington Park National

BMCRC Thunderbike Ultra & Extreme

RACE 11 - STATISTICS

Competitors Started	14
Planned Start	2026-07-25 @ 15:07:00.000
Actual Start	2026-07-25 @ 15:44:38.020
Finish Time	2026-07-25 @ 15:53:09.268
Track Length	1.9790mi.
Total Laps	97
Total Distance Covered	191.9695mi.

Session Fastest Lap History

NO	CL	NAME	LAP TIME	TIME OF DAY	LAP	VEHICLE
88	U	**Scott HALLIDAY ***	**1:12.469**	15:47:07.190	2	Honda CBR 1000 RR
1	U	**Tyler DONOVAN**	**1:12.204**	15:50:44.736	5	Kawasaki ZX10R
88	U	**Scott HALLIDAY ***	**1:12.201**	15:50:44.853	5	Honda CBR 1000 RR
88	U	**Scott HALLIDAY ***	**1:11.832**	15:53:09.269	7	Honda CBR 1000 RR
1	U	**Tyler DONOVAN**	**1:11.735**	15:53:09.423	7	Kawasaki ZX10R

Session Leader History

NO	CL	NAME	FROM LAP	LAPS LED	DISTANCE	VEHICLE
1	U	**Tyler DONOVAN**	1	1	1.94 miles	Kawasaki ZX10R
88	U	**Scott HALLIDAY ***	2	1	1.97 miles	Honda CBR 1000 RR
1	U	**Tyler DONOVAN**	3	3	5.93 miles	Kawasaki ZX10R
88	U	**Scott HALLIDAY ***	6	2	3.95 miles	Honda CBR 1000 RR

Flag History

TYPE	TIME OF DAY
GREEN	15:44:38.020
FINISH	15:53:09.268

Flag Statistics

TYPE	COUNT	TOTAL LAPS	TOTAL TIME
Green	1	7	9:52.049
Red	0	0	0.000
Safety Car	0	0	0.000
FCY	0	0	0.000

Weather / Track : Bright / Dry

Donington Park National: 1.9790 miles
Date: 25/07/2026 Start: 15:44 Finish: 15:53

BMCRC - MRO Championships - Rnd 6 @ Donington Park National

BMCRC Thunderbike Ultra & Extreme

RACE 11 - STATISTICS

CLASS : E

7 Starters

Fastest Lap History

NO	NAME	LAP TIME	TIME OF DAY	LAP	VEHICLE
69	**Tony RUSSO**	**1:14.444**	15:47:12.023	2	Suzuki GSXR 750
69	**Tony RUSSO**	**1:13.909**	15:48:25.932	3	Suzuki GSXR 750

Leader History

NO	NAME	FROM LAP	LAPS LED	DISTANCE	VEHICLE
69	**Tony RUSSO**	1	7	13.81 miles	Suzuki GSXR 750

BMCRC - MRO Championships - Rnd 6 @ Donington Park National

BMCRC Thunderbike Ultra & Extreme

RACE 11 - STATISTICS

CLASS : U

5 Starters

Fastest Lap History

NO	NAME	LAP TIME	TIME OF DAY	LAP	VEHICLE
88	**Scott HALLIDAY ***	**1:12.469**	15:47:07.190	2	Honda CBR 1000 RR
1	**Tyler DONOVAN**	**1:12.204**	15:50:44.736	5	Kawasaki ZX10R
88	**Scott HALLIDAY ***	**1:12.201**	15:50:44.853	5	Honda CBR 1000 RR
88	**Scott HALLIDAY ***	**1:11.832**	15:53:09.269	7	Honda CBR 1000 RR
1	**Tyler DONOVAN**	**1:11.735**	15:53:09.423	7	Kawasaki ZX10R

Leader History

NO	NAME	FROM LAP	LAPS LED	DISTANCE	VEHICLE
1	**Tyler DONOVAN**	1	1	1.94 miles	Kawasaki ZX10R
88	**Scott HALLIDAY ***	2	1	1.97 miles	Honda CBR 1000 RR
1	**Tyler DONOVAN**	3	3	5.93 miles	Kawasaki ZX10R
88	**Scott HALLIDAY ***	6	2	3.95 miles	Honda CBR 1000 RR

BMCRC - MRO Championships - Rnd 6 @ Donington Park National

BMCRC Thunderbike Ultra & Extreme

RACE 11 - STATISTICS

CLASS : N

2 Starters

Fastest Lap History

NO	NAME	LAP TIME	TIME OF DAY	LAP	VEHICLE
36	**Scott ELLIOTT**	**1:23.326**	15:47:28.597	2	Triumph Street Triple 765
55	**Simon CRACK**	**1:22.894**	15:47:29.912	2	Triumph Street Triple 765
36	**Scott ELLIOTT**	**1:21.918**	15:48:50.515	3	Triumph Street Triple 765
36	**Scott ELLIOTT**	**1:21.330**	15:50:11.845	4	Triumph Street Triple 765
36	**Scott ELLIOTT**	**1:20.272**	15:51:32.117	5	Triumph Street Triple 765

Leader History

NO	NAME	FROM LAP	LAPS LED	DISTANCE	VEHICLE
36	**Scott ELLIOTT**	1	7	13.81 miles	Triumph Street Triple 765

Weather / Track : Bright / Dry

Donington Park National: 1.9790 miles
Date: 25/07/2026 Start: 15:44 Finish: 15:53

BMCRC - MRO Championships - Rnd 6 @ Donington Park National

BMCRC Thunderbike Ultra & Extreme

RACE 1 - GRID (10 Laps)

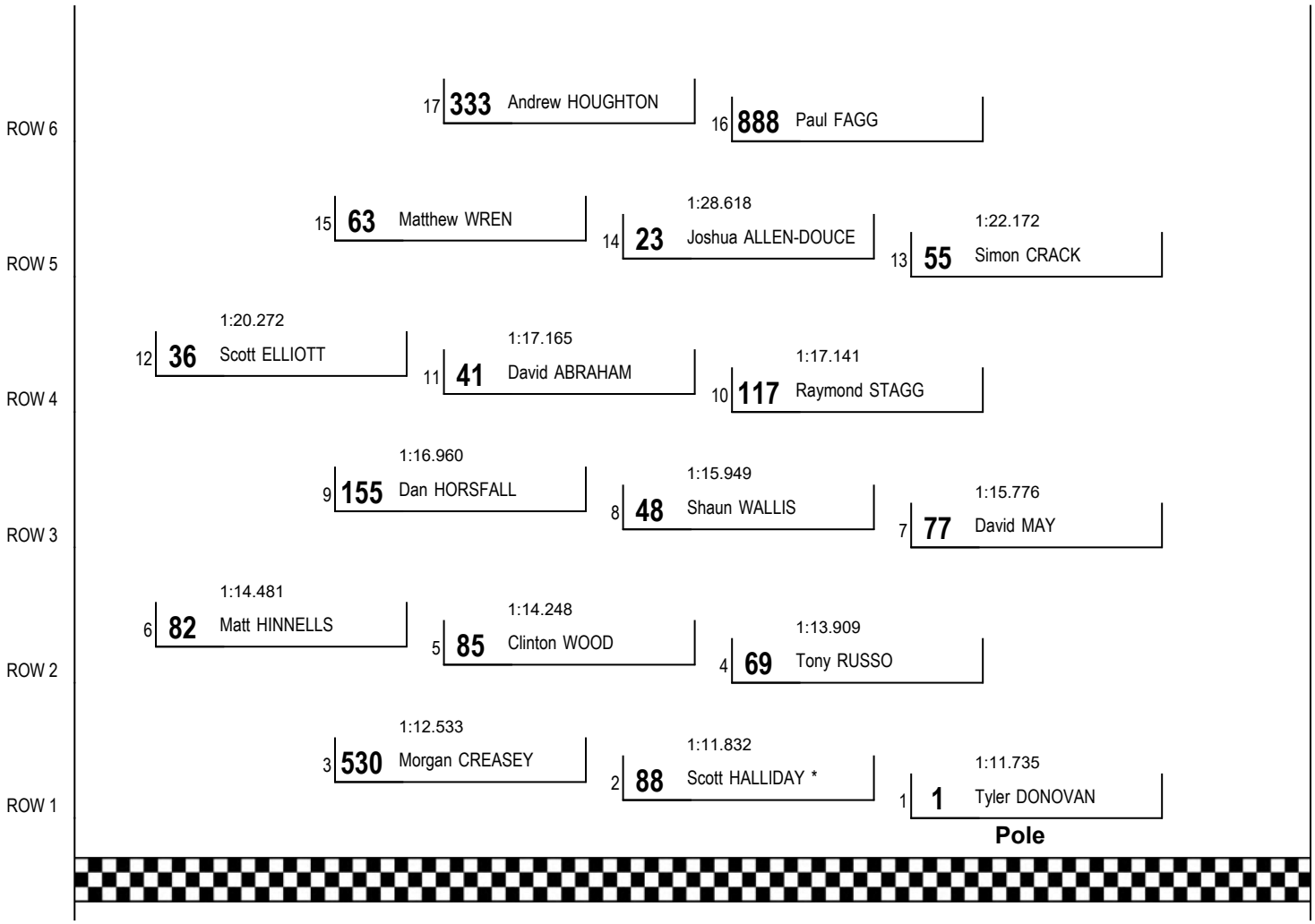

These results are provisional until the conclusion of any judicial and technical matters.

Donington Park National: 1.9790 miles

Clerk Of Course: Caroline Patterson / Andy Brown	Timekeeper: Richard Evans	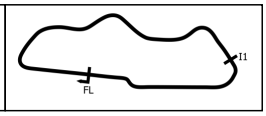

Results can be found at www.tsl-timing.com

Printed - 15:59 Saturday, 25 July 2026

BMCRC - MRO Championships - Rnd 6 @ Donington Park National

BMCRC Thunderbike Ultra & Extreme

RACE 1 - CLASSIFICATION

Race Distance: 7 Laps / 13.85 miles

POS	NO	CL	PIC	NAME	ENTRY	LAPS	TIME	GAP	DIFF	MPH	BEST	ON	GRD	↑↓
1	**88**	U	1	**Scott HALLIDAY ***	Honda CBR 1000 RR - Performance fitness gym	**7**	8:33.988			96.76	**1:12.620**	5	2	1
2	**1**	U	2	**Tyler DONOVAN**	Kawasaki ZX10R - TMT Racing	**7**	8:36.245	**2.257**	2.257	96.34	**1:13.104**	5	1	-1
3	**530**	U	3	**Morgan CREASEY**	Suzuki GSXR 750 - Green plant	**7**	8:36.542	**2.554**	0.297	96.28	**1:12.827**	5	3	0
4	**85**	U	4	**Clinton WOOD**	Suzuki GSXR 1000 - CLINTON WOOD	**7**	8:49.396	**15.408**	12.854	93.94	**1:14.555**	3	5	1
5	**82**	E	1	**Matt HINNELLS**	Honda CBR 954RR Fireblade - FH82 Racing	**7**	8:49.478	**15.490**	0.082	93.93	**1:14.588**	6	6	1
6	**63**	U	5	**Matthew WREN**	Suzuki GSXR - TBR performance	**7**	8:55.903	**21.915**	6.425	92.80	**1:15.424**	3	17	11
7	**48**	E	2	**Shaun WALLIS**	Suzuki GSXR 750 - MBC Despatch Racing	**7**	8:56.397	**22.409**	0.494	92.72	**1:15.557**	7	8	1
8	**117**	E	3	**Raymond STAGG**	Suzuki GSXR 750 -	**7**	9:01.547	**27.559**	5.150	91.84	**1:16.092**	6	10	2
9	**77**	E	4	**David MAY**	Suzuki GSXR 750 K1 - Orchard cooling/ team Silver Arrows	**7**	9:02.582	**28.594**	1.035	91.66	**1:16.756**	5	7	-2
10	**41**	E	5	**David ABRAHAM**	Yamaha R1 - Cambridge Motorcycles	**7**	9:14.560	**40.572**	11.978	89.68	**1:18.180**	2	11	1
11	**155**	E	6	**Dan HORSFALL**	Yamaha FZR4/9 - Lucy	**7**	9:19.244	**45.256**	4.684	88.93	**1:17.830**	2	9	-2
12	**36**	N	1	**Scott ELLIOTT**	Triumph Street Triple 765 - Sprockets Racing	**7**	9:28.927	**54.939**	9.683	87.42	**1:20.189**	4	12	0
13	**22**	U	6	**Nicholas CURRIE**	BMW S1000RR -	**7**	9:37.244	**1:03.256**	8.317	86.16	**1:21.120**	3	18	5
14	**23**	U	7	**Joshua ALLEN-DOUCE**	Yamaha R1 - Capri Motors	**6**	8:53.204	**1 Lap**	1 Lap	79.91	**1:27.781**	5	14	0

NOT STARTED

NS	**69**	E		**Tony RUSSO**	Suzuki GSXR 750 - Wymark Lubricants								4	
NS	**55**	N		**Simon CRACK**	Triumph Street Triple 765 -								13	
NS	**333**	E		**Andrew HOUGHTON**	Suzuki TL1000S - Techoir & The Bike Experience								15	
NS	**888**	U		**Paul FAGG**	Yamaha R1 4C8 - thebikeexperience.org								16	

FASTEST LAP

88	U	**Scott HALLIDAY ***	Honda CBR 1000 RR - Performance fitness gym	**5**	1:12.620	98.10 mph	157.89 kph
82	E	**Matt HINNELLS**	Honda CBR 954RR Fireblade - FH82 Racing	**6**	1:14.588	95.51 mph	153.72 kph
36	N	**Scott ELLIOTT**	Triumph Street Triple 765 - Sprockets Racing	**4**	1:20.189	88.84 mph	142.98 kph

Class U - 92.5% of Race Speed = 89.50 mph
Class E - 92.5% of Race Speed = 86.88 mph
Class N - 92.5% of Race Speed = 80.86 mph

Weather / Track : Bright / Dry
These results are provisional until the conclusion of any judicial and technical matters.

Date: 26/07/2026 Start: 10:38 Finish: 10:47
Donington Park National: 1.9790 miles

Clerk Of Course: Caroline Patterson / Andy Brown	Timekeeper: Richard Evans	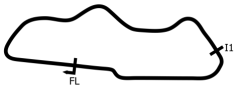

Results can be found at www.tsl-timing.com

Printed - 10:49 Sunday, 26 July 2026

BMCRC - MRO Championships - Rnd 6 @ Donington Park National

BMCRC Thunderbike Ultra & Extreme

RACE 1 - LAP CHART

LAP 1 @ 10:39:59.825

NO	BEHIND	LAP TIME
1		1:16.408
88	0.080	1:16.488
530	0.868	1:17.276
85	1.255	1:17.663
82	1.824	1:18.232
48	2.916	1:19.324
77	3.777	1:20.185
63	4.315	1:20.723
117	4.727	1:21.135
41	5.794	1:22.202
155	6.320	1:22.728
36	7.666	1:24.074
22	8.605	1:25.013
23	13.241	1:29.649

LAP 2 @ 10:41:12.588

NO	BEHIND	LAP TIME
88		1:12.683
1	0.849	1:13.612
530	1.908	1:13.803
85	3.300	1:14.808
82	4.179	1:15.118
48	6.207	1:16.054
63	7.483	1:15.931
77	7.946	1:16.932
117	8.538	1:16.574
41	11.211	1:18.180
155	11.387	1:17.830
36	15.599	1:20.696
22	17.700	1:21.858
23	29.201	1:28.723

LAP 3 @ 10:42:25.745

NO	BEHIND	LAP TIME
88		1:13.157
1	0.932	1:13.240
530	2.318	1:13.567
85	4.698	1:14.555
82	6.303	1:15.281
48	9.284	1:16.234
63	9.750	1:15.424
117	12.389	1:17.008
77	12.459	1:17.670
155	16.460	1:18.230
41	17.586	1:19.532
36	24.450	1:22.008
22	25.663	1:21.120
23	45.762	1:29.718

LAP 4 @ 10:43:38.548

NO	BEHIND	LAP TIME
88		1:12.803
1	1.237	1:13.108
530	2.784	1:13.269
85	7.165	1:15.270
82	8.728	1:15.228
63	12.936	1:15.989
48	13.368	1:16.887
117	16.354	1:16.768
77	16.671	1:17.015
41	24.239	1:19.456
155	24.906	1:21.249
36	31.836	1:20.189
22	34.468	1:21.608
23	1:02.426	1:29.467

LAP 5 @ 10:44:51.168

NO	BEHIND	LAP TIME
88		1:12.620
1	1.721	1:13.104
530	2.991	1:12.827
85	9.924	1:15.379
82	11.788	1:15.680
63	16.479	1:16.163
48	16.905	1:16.157
117	20.367	1:16.633
77	20.807	1:16.756
41	29.842	1:18.223
155	31.029	1:18.743
36	39.516	1:20.300
22	44.178	1:22.330

LAP 6 @ 10:46:03.943

NO	BEHIND	LAP TIME
88		1:12.775
1	2.292	1:13.346
530	3.096	1:12.880
23	1 Lap	1:27.781
85	12.251	1:15.102
82	13.601	1:14.588
63	19.728	1:16.024
48	20.314	1:16.184
117	23.684	1:16.092
77	25.003	1:16.971
41	35.497	1:18.430
155	38.335	1:20.081
36	47.547	1:20.806
22	54.292	1:22.889

LAP 7 @ 10:47:17.405

NO	BEHIND	LAP TIME
88		1:13.462
1	2.257	1:13.427
530	2.554	1:12.920
85	15.408	1:16.619
82	15.490	1:15.351
23	1 Lap	1:27.866
63	21.915	1:15.649
48	22.409	1:15.557
117	27.559	1:17.337
77	28.594	1:17.053
41	40.572	1:18.537
155	45.256	1:20.383
36	54.939	1:20.854
22	1:03.256	1:22.426

Weather / Track : Bright / Dry

Donington Park National: 1.9790 miles
Date: 26/07/2026 Start: 10:38 Finish: 10:47

Results can be found at www.tsl-timing.com

Printed - 10:48 Sunday, 26 July 2026

BMCRC - MRO Championships - Rnd 6 @ Donington Park National

BMCRC Thunderbike Ultra & Extreme

RACE 1 - POSITION CHART

No	Name	Lap Pos	1	2	3	4	5	6	7
1	DONOVAN	1	1	88	88	88	88	88	88
88	HALLIDAY *	2	88	1	1	1	1	1	1
530	CREASEY	3	530	530	530	530	530	530	530
69	RUSSO	4	85	85	85	85	85	85	85
85	WOOD	5	82	82	82	82	82	82	82
82	HINNELLS	6	48	48	48	63	63	63	63
77	MAY	7	77	63	63	48	48	48	48
48	WALLIS	8	63	77	117	117	117	117	117
155	HORSFALL	9	117	117	77	77	77	77	77
117	STAGG	10	41	41	155	41	41	41	41
41	ABRAHAM	11	155	155	41	155	155	155	155
36	ELLIOTT	12	36	36	36	36	36	36	36
55	CRACK	13	22	22	22	22	22	22	22
23	ALLEN-DOUCE	14	23	23	23	23	23	23	
333	HOUGHTON	15							
888	FAGG	16							
63	WREN	17							
22	CURRIE	18							

Weather / Track : Bright / Dry

Donington Park National: 1.9790 miles
Date: 26/07/2026 Start: 10:38 Finish: 10:47

Results can be found at www.tsl-timing.com

Printed - 10:49 Sunday, 26 July 2026

BMCRC - MRO Championships - Rnd 6 @ Donington Park National

BMCRC Thunderbike Ultra & Extreme

RACE 1 - SECTOR ANALYSIS

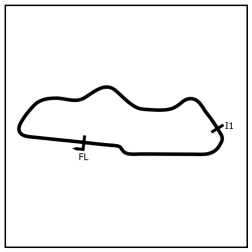

SECTOR 1 = FL to I1, SECTOR 2 = I1 to FL, DIFF = Difference To Personal Best Lap, P = Crossed Finish Line in Pit Lane, D = Time Disallowed

P1 88 U Scott HALLIDAY * — Honda CBR 1000 RR - Performance fitness gym

IDEAL LAP TIME : 1:12.575 BEST LAP TIME : 1:12.620 DIFFERENCE : 0.045

LAP	SECTOR 1	SECTOR 2	LAP TIME		MPH	DIFF	TIME OF DAY
1 -		25.996	1:16.488		93.14	3.868	10:39:59.905
2 -	47.109	25.574	1:12.683	(2)	98.02	0.063	10:41:12.588
3 -	47.481	25.676	1:13.157		97.38	0.537	10:42:25.745
4 -	47.261	***25.542***	1:12.803		97.86	0.183	10:43:38.548
5 -	***47.033***	25.587	***1:12.620***	**(1)**	***98.10***		***10:44:51.168***
6 -	47.156	25.619	1:12.775	(3)	97.89	0.155	10:46:03.943
7 -	47.151	26.311	1:13.462		96.98	0.842	10:47:17.405

P2 1 U Tyler DONOVAN — Kawasaki ZX10R - TMT Racing

IDEAL LAP TIME : 1:12.937 BEST LAP TIME : 1:13.104 DIFFERENCE : 0.167

LAP	SECTOR 1	SECTOR 2	LAP TIME		MPH	DIFF	TIME OF DAY
1 -		26.206	1:16.408		93.24	3.304	10:39:59.825
2 -	47.785	25.827	1:13.612		96.78	0.508	10:41:13.437
3 -	47.386	25.854	1:13.240	(3)	97.27	0.136	10:42:26.677
4 -	47.354	***25.754***	1:13.108	(2)	97.45	0.004	10:43:39.785
5 -	***47.183***	25.921	***1:13.104***	**(1)**	***97.45***		***10:44:52.889***
6 -	47.321	26.025	1:13.346		97.13	0.242	10:46:06.235
7 -	47.619	25.808	1:13.427		97.03	0.323	10:47:19.662

P3 530 U Morgan CREASEY — Suzuki GSXR 750 - Green plant

IDEAL LAP TIME : 1:12.679 BEST LAP TIME : 1:12.827 DIFFERENCE : 0.148

LAP	SECTOR 1	SECTOR 2	LAP TIME		MPH	DIFF	TIME OF DAY
1 -		26.360	1:17.276		92.19	4.449	10:40:00.693
2 -	47.888	25.915	1:13.803		96.53	0.976	10:41:14.496
3 -	47.564	26.003	1:13.567		96.84	0.740	10:42:28.063
4 -	47.250	26.019	1:13.269		97.23	0.442	10:43:41.332
5 -	46.943	***25.884***	***1:12.827***	**(1)**	***97.82***		***10:44:54.159***
6 -	***46.795***	26.085	1:12.880	(2)	97.75	0.053	10:46:07.039
7 -	47.002	25.918	1:12.920	(3)	97.70	0.093	10:47:19.959

P4 85 U Clinton WOOD — Suzuki GSXR 1000 - CLINTON WOOD

IDEAL LAP TIME : 1:14.555 BEST LAP TIME : 1:14.555 DIFFERENCE : 0.000

LAP	SECTOR 1	SECTOR 2	LAP TIME		MPH	DIFF	TIME OF DAY
1 -		26.455	1:17.663		91.73	3.108	10:40:01.080
2 -	48.589	26.219	1:14.808	(2)	95.23	0.253	10:41:15.888
3 -	***48.501***	***26.054***	***1:14.555***	**(1)**	***95.56***		***10:42:30.443***
4 -	48.705	26.565	1:15.270		94.65	0.715	10:43:45.713
5 -	48.877	26.502	1:15.379		94.51	0.824	10:45:01.092
6 -	48.736	26.366	1:15.102	(3)	94.86	0.547	10:46:16.194
7 -	49.341	27.278	1:16.619		92.98	2.064	10:47:32.813

P5 82 E Matt HINNELLS — Honda CBR 954RR Fireblade - FH82 Racing

IDEAL LAP TIME : 1:14.588 BEST LAP TIME : 1:14.588 DIFFERENCE : 0.000

LAP	SECTOR 1	SECTOR 2	LAP TIME		MPH	DIFF	TIME OF DAY
1 -		26.514	1:18.232		91.06	3.644	10:40:01.649
2 -	48.544	26.574	1:15.118	(2)	94.84	0.530	10:41:16.767
3 -	48.669	26.612	1:15.281		94.64	0.693	10:42:32.048
4 -	48.477	26.751	1:15.228	(3)	94.70	0.640	10:43:47.276
5 -	48.918	26.762	1:15.680		94.14	1.092	10:45:02.956
6 -	***48.160***	***26.428***	***1:14.588***	**(1)**	***95.51***		***10:46:17.544***
7 -	48.424	26.927	1:15.351		94.55	0.763	10:47:32.895

Weather / Track : Bright / Dry

Donington Park National: 1.9790 miles
Date: 26/07/2026 Start: 10:38 Finish: 10:47

BMCRC - MRO Championships - Rnd 6 @ Donington Park National

BMCRC Thunderbike Ultra & Extreme

RACE 1 - SECTOR ANALYSIS

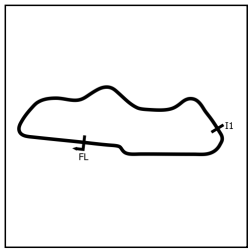

SECTOR 1 = FL to I1, SECTOR 2 = I1 to FL, DIFF = Difference To Personal Best Lap, P = Crossed Finish Line in Pit Lane, D = Time Disallowed

P6 63 U Matthew WREN — Suzuki GSXR - TBR performance

IDEAL LAP TIME : 1:15.341 BEST LAP TIME : 1:15.424 DIFFERENCE : 0.083

LAP	SECTOR 1	SECTOR 2	LAP TIME	MPH	DIFF	TIME OF DAY
1 -		27.561	1:20.723	88.25	5.299	10:40:04.140
2 -	49.101	26.830	1:15.931 (3)	93.83	0.507	10:41:20.071
3 -	***48.701***	26.723	***1:15.424*** (1)	***94.46***		***10:42:35.495***
4 -	49.091	26.898	1:15.989	93.75	0.565	10:43:51.484
5 -	49.487	26.676	1:16.163	93.54	0.739	10:45:07.647
6 -	49.281	26.743	1:16.024	93.71	0.600	10:46:23.671
7 -	49.009	***26.640***	1:15.649 (2)	94.18	0.225	10:47:39.320

P7 48 E Shaun WALLIS — Suzuki GSXR 750 - MBC Despatch Racing

IDEAL LAP TIME : 1:15.302 BEST LAP TIME : 1:15.557 DIFFERENCE : 0.255

LAP	SECTOR 1	SECTOR 2	LAP TIME	MPH	DIFF	TIME OF DAY
1 -		27.054	1:19.324	89.81	3.767	10:40:02.741
2 -	***48.895***	27.159	1:16.054 (2)	93.67	0.497	10:41:18.795
3 -	49.477	26.757	1:16.234	93.45	0.677	10:42:35.029
4 -	50.075	26.812	1:16.887	92.66	1.330	10:43:51.916
5 -	49.363	26.794	1:16.157 (3)	93.55	0.600	10:45:08.073
6 -	49.426	26.758	1:16.184	93.51	0.627	10:46:24.257
7 -	49.150	***26.407***	***1:15.557*** (1)	***94.29***		***10:47:39.814***

P8 117 E Raymond STAGG — Suzuki GSXR 750 -

IDEAL LAP TIME : 1:16.000 BEST LAP TIME : 1:16.092 DIFFERENCE : 0.092

LAP	SECTOR 1	SECTOR 2	LAP TIME	MPH	DIFF	TIME OF DAY
1 -		28.002	1:21.135	87.81	5.043	10:40:04.552
2 -	49.472	***27.102***	1:16.574 (2)	93.04	0.482	10:41:21.126
3 -	49.217	27.791	1:17.008	92.51	0.916	10:42:38.134
4 -	49.507	27.261	1:16.768	92.80	0.676	10:43:54.902
5 -	49.236	27.397	1:16.633 (3)	92.97	0.541	10:45:11.535
6 -	***48.898***	27.194	***1:16.092*** (1)	***93.63***		***10:46:27.627***
7 -	49.644	27.693	1:17.337	92.12	1.245	10:47:44.964

P9 77 E David MAY — Suzuki GSXR 750 K1 - Orchard cooling/ team Silver Arrows

IDEAL LAP TIME : 1:16.516 BEST LAP TIME : 1:16.756 DIFFERENCE : 0.240

LAP	SECTOR 1	SECTOR 2	LAP TIME	MPH	DIFF	TIME OF DAY
1 -		27.860	1:20.185	88.85	3.429	10:40:03.602
2 -	49.539	27.393	1:16.932 (2)	92.60	0.176	10:41:20.534
3 -	49.523	28.147	1:17.670	91.72	0.914	10:42:38.204
4 -	49.702	27.313	1:17.015	92.50	0.259	10:43:55.219
5 -	49.567	***27.189***	***1:16.756*** (1)	***92.82***		***10:45:11.975***
6 -	***49.327***	27.644	1:16.971 (3)	92.56	0.215	10:46:28.946
7 -	49.834	27.219	1:17.053	92.46	0.297	10:47:45.999

P10 41 E David ABRAHAM — Yamaha R1 - Cambridge Motorcycles

IDEAL LAP TIME : 1:17.964 BEST LAP TIME : 1:18.180 DIFFERENCE : 0.216

LAP	SECTOR 1	SECTOR 2	LAP TIME	MPH	DIFF	TIME OF DAY
1 -		27.917	1:22.202	86.67	4.022	10:40:05.619
2 -	50.476	27.704	***1:18.180*** (1)	***91.13***		***10:41:23.799***
3 -	51.857	27.675	1:19.532	89.58	1.352	10:42:43.331
4 -	50.847	28.609	1:19.456	89.66	1.276	10:44:02.787
5 -	50.609	***27.614***	1:18.223 (2)	91.08	0.043	10:45:21.010
6 -	***50.350***	28.080	1:18.430 (3)	90.84	0.250	10:46:39.440
7 -	50.572	27.965	1:18.537	90.71	0.357	10:47:57.977

BMCRC - MRO Championships - Rnd 6 @ Donington Park National

BMCRC Thunderbike Ultra & Extreme

RACE 1 - SECTOR ANALYSIS

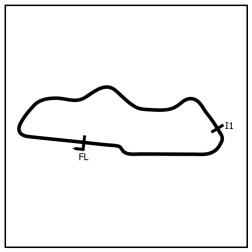

SECTOR 1 = FL to I1, SECTOR 2 = I1 to FL, DIFF = Difference To Personal Best Lap, P = Crossed Finish Line in Pit Lane, D = Time Disallowed

P11 155 E Dan HORSFALL

Yamaha FZR4/9 - Lucy

IDEAL LAP TIME : 1:17.830 BEST LAP TIME : 1:17.830 DIFFERENCE : 0.000

LAP	SECTOR 1	SECTOR 2	LAP TIME		MPH	DIFF	TIME OF DAY
1 -		27.491	1:22.728		86.12	4.898	10:40:06.145
2 -	***50.631***	***27.199***	***1:17.830***	***(1)***	***91.54***		***10:41:23.975***
3 -	50.730	27.500	1:18.230	**(2)**	91.07	0.400	10:42:42.205
4 -	51.823	29.426	1:21.249		87.68	3.419	10:44:03.454
5 -	51.137	27.606	1:18.743	**(3)**	90.47	0.913	10:45:22.197
6 -	51.749	28.332	1:20.081		88.96	2.251	10:46:42.278
7 -	51.831	28.552	1:20.383		88.63	2.553	10:48:02.661

P12 36 N Scott ELLIOTT

Triumph Street Triple 765 - Sprockets Racing

IDEAL LAP TIME : 1:20.036 BEST LAP TIME : 1:20.189 DIFFERENCE : 0.153

LAP	SECTOR 1	SECTOR 2	LAP TIME		MPH	DIFF	TIME OF DAY
1 -		28.596	1:24.074		84.74	3.885	10:40:07.491
2 -	52.358	28.338	1:20.696	**(3)**	88.28	0.507	10:41:28.187
3 -	52.761	29.247	1:22.008		86.87	1.819	10:42:50.195
4 -	***51.859***	28.330	***1:20.189***	***(1)***	***88.84***		***10:44:10.384***
5 -	52.123	***28.177***	1:20.300	**(2)**	88.72	0.111	10:45:30.684
6 -	52.275	28.531	1:20.806		88.16	0.617	10:46:51.490
7 -	52.483	28.371	1:20.854		88.11	0.665	10:48:12.344

P13 22 U Nicholas CURRIE

BMW S1000RR -

IDEAL LAP TIME : 1:21.120 BEST LAP TIME : 1:21.120 DIFFERENCE : 0.000

LAP	SECTOR 1	SECTOR 2	LAP TIME		MPH	DIFF	TIME OF DAY
1 -		28.919	1:25.013		83.80	3.893	10:40:08.430
2 -	52.620	29.238	1:21.858	**(3)**	87.03	0.738	10:41:30.288
3 -	***52.261***	***28.859***	***1:21.120***	***(1)***	***87.82***		***10:42:51.408***
4 -	52.738	28.870	1:21.608	**(2)**	87.30	0.488	10:44:13.016
5 -	53.205	29.125	1:22.330		86.53	1.210	10:45:35.346
6 -	53.604	29.285	1:22.889		85.95	1.769	10:46:58.235
7 -	53.291	29.135	1:22.426		86.43	1.306	10:48:20.661

P14 23 U Joshua ALLEN-DOUCE

Yamaha R1 - Capri Motors

IDEAL LAP TIME : 1:27.427 BEST LAP TIME : 1:27.781 DIFFERENCE : 0.354

LAP	SECTOR 1	SECTOR 2	LAP TIME		MPH	DIFF	TIME OF DAY
1 -		***30.189***	1:29.649		79.47	1.868	10:40:13.066
2 -	58.153	30.570	1:28.723	**(3)**	80.30	0.942	10:41:41.789
3 -	58.696	31.022	1:29.718		79.41	1.937	10:43:11.507
4 -	58.876	30.591	1:29.467		79.63	1.686	10:44:40.974
5 -	57.415	30.366	***1:27.781***	***(1)***	***81.16***		***10:46:08.755***
6 -	***57.238***	30.628	1:27.866	**(2)**	81.08	0.085	10:47:36.621

BMCRC - MRO Championships - Rnd 6 @ Donington Park National

BMCRC Thunderbike Ultra & Extreme

RACE 1 - BEST SECTORS

	SECTOR 1		SECTOR 2	
POS	NO	TIME	NO	TIME
1	530	**46.795**	**88**	**25.542**
2	**88**	**47.033**	**1**	**25.754**
3	**1**	**47.183**	530	**25.884**
4	**82**	**48.160**	**85**	**26.054**
5	**85**	**48.501**	**48**	**26.407**
6	**63**	**48.701**	**82**	**26.428**
7	**48**	**48.895**	**63**	**26.640**
8	117	**48.898**	117	**27.102**
9	**77**	**49.327**	**77**	**27.189**
10	**41**	**50.350**	155	**27.199**
11	155	**50.631**	**41**	**27.614**
12	**36**	**51.859**	**36**	**28.177**
13	**22**	**52.261**	**22**	**28.859**
14	**23**	**57.238**	**23**	**30.189**

IDEAL / BEST COMPARISON

POS	NO	NAME	IDEAL	BEST	DIFF
		PERFECT LAP	**1:12.337**		
1	**88**	HALLIDAY *	1:12.575	1:12.620	**0.045**
2	**530**	CREASEY	1:12.679	1:12.827	**0.148**
3	**1**	DONOVAN	1:12.937	1:13.104	**0.167**
4	**85**	WOOD	1:14.555	1:14.555	**0.000**
5	**82**	HINNELLS	1:14.588	1:14.588	**0.000**
6	**48**	WALLIS	1:15.302	1:15.557	**0.255**
7	**63**	WREN	1:15.341	1:15.424	**0.083**
8	**117**	STAGG	1:16.000	1:16.092	**0.092**
9	**77**	MAY	1:16.516	1:16.756	**0.240**
10	**155**	HORSFALL	1:17.830	1:17.830	**0.000**
11	**41**	ABRAHAM	1:17.964	1:18.180	**0.216**
12	**36**	ELLIOTT	1:20.036	1:20.189	**0.153**
13	**22**	CURRIE	1:21.120	1:21.120	**0.000**
14	**23**	ALLEN-DOUCE	1:27.427	1:27.781	**0.354**

Weather / Track : Bright / Dry

Donington Park National: 1.9790 miles
Date: 26/07/2026 Start: 10:38 Finish: 10:47

Results can be found at www.tsl-timing.com

Printed - 10:48 Sunday, 26 July 2026

BMCRC - MRO Championships - Rnd 6 @ Donington Park National

BMCRC Thunderbike Ultra & Extreme

RACE 1 - STATISTICS

Competitors Started	14
Planned Start	2026-07-26 @ 09:56:00.000
Actual Start	2026-07-26 @ 10:38:43.416
Finish Time	2026-07-26 @ 10:47:17.404
Track Length	1.9790mi.
Total Laps	97
Total Distance Covered	191.9695mi.

Session Fastest Lap History

NO	CL	NAME	LAP TIME	TIME OF DAY	LAP	VEHICLE
88	U	**Scott HALLIDAY ***	**1:12.683**	10:41:12.588	2	Honda CBR 1000 RR
88	U	**Scott HALLIDAY ***	**1:12.620**	10:44:51.168	5	Honda CBR 1000 RR

Session Leader History

NO	CL	NAME	FROM LAP	LAPS LED	DISTANCE	VEHICLE
1	U	**Tyler DONOVAN**	1	1	1.94 miles	Kawasaki ZX10R
88	U	**Scott HALLIDAY ***	2	6	11.87 miles	Honda CBR 1000 RR

Flag History

TYPE	TIME OF DAY
GREEN	10:38:43.416
FINISH	10:47:17.404

Flag Statistics

TYPE	COUNT	TOTAL LAPS	TOTAL TIME
Green	1	7	9:56.095
Red	0	0	0.000
Safety Car	0	0	0.000
FCY	0	0	0.000

BMCRC - MRO Championships - Rnd 6 @ Donington Park National

BMCRC Thunderbike Ultra & Extreme

RACE 1 - STATISTICS

CLASS : E

6 Starters

Fastest Lap History

NO	NAME	LAP TIME	TIME OF DAY	LAP	VEHICLE
82	**Matt HINNELLS**	**1:15.118**	10:41:16.767	2	Honda CBR 954RR Fireblade
82	**Matt HINNELLS**	**1:14.588**	10:46:17.544	6	Honda CBR 954RR Fireblade

Leader History

NO	NAME	FROM LAP	LAPS LED	DISTANCE	VEHICLE
82	**Matt HINNELLS**	1	7	13.81 miles	Honda CBR 954RR Fireblade

BMCRC - MRO Championships - Rnd 6 @ Donington Park National

BMCRC Thunderbike Ultra & Extreme

RACE 1 - STATISTICS

CLASS : U

7 Starters

Fastest Lap History

NO	NAME	LAP TIME	TIME OF DAY	LAP	VEHICLE
88	**Scott HALLIDAY ***	**1:12.683**	10:41:12.588	2	Honda CBR 1000 RR
88	**Scott HALLIDAY ***	**1:12.620**	10:44:51.168	5	Honda CBR 1000 RR

Leader History

NO	NAME	FROM LAP	LAPS LED	DISTANCE	VEHICLE
1	**Tyler DONOVAN**	1	1	1.94 miles	Kawasaki ZX10R
88	**Scott HALLIDAY ***	2	6	11.87 miles	Honda CBR 1000 RR

BMCRC - MRO Championships - Rnd 6 @ Donington Park National

BMCRC Thunderbike Ultra & Extreme

RACE 1 - STATISTICS

CLASS : N

1 Starters

Fastest Lap History

NO	NAME	LAP TIME	TIME OF DAY	LAP	VEHICLE
36	**Scott ELLIOTT**	**1:20.696**	10:41:28.187	2	Triumph Street Triple 765
36	**Scott ELLIOTT**	**1:20.189**	10:44:10.384	4	Triumph Street Triple 765

Leader History

NO	NAME	FROM LAP	LAPS LED	DISTANCE	VEHICLE
36	**Scott ELLIOTT**	1	7	13.81 miles	Triumph Street Triple 765

BMCRC - MRO Championships - Rnd 6 @ Donington Park National

BMCRC Thunderbike Ultra & Extreme

RACE 11 - GRID (10 Laps)

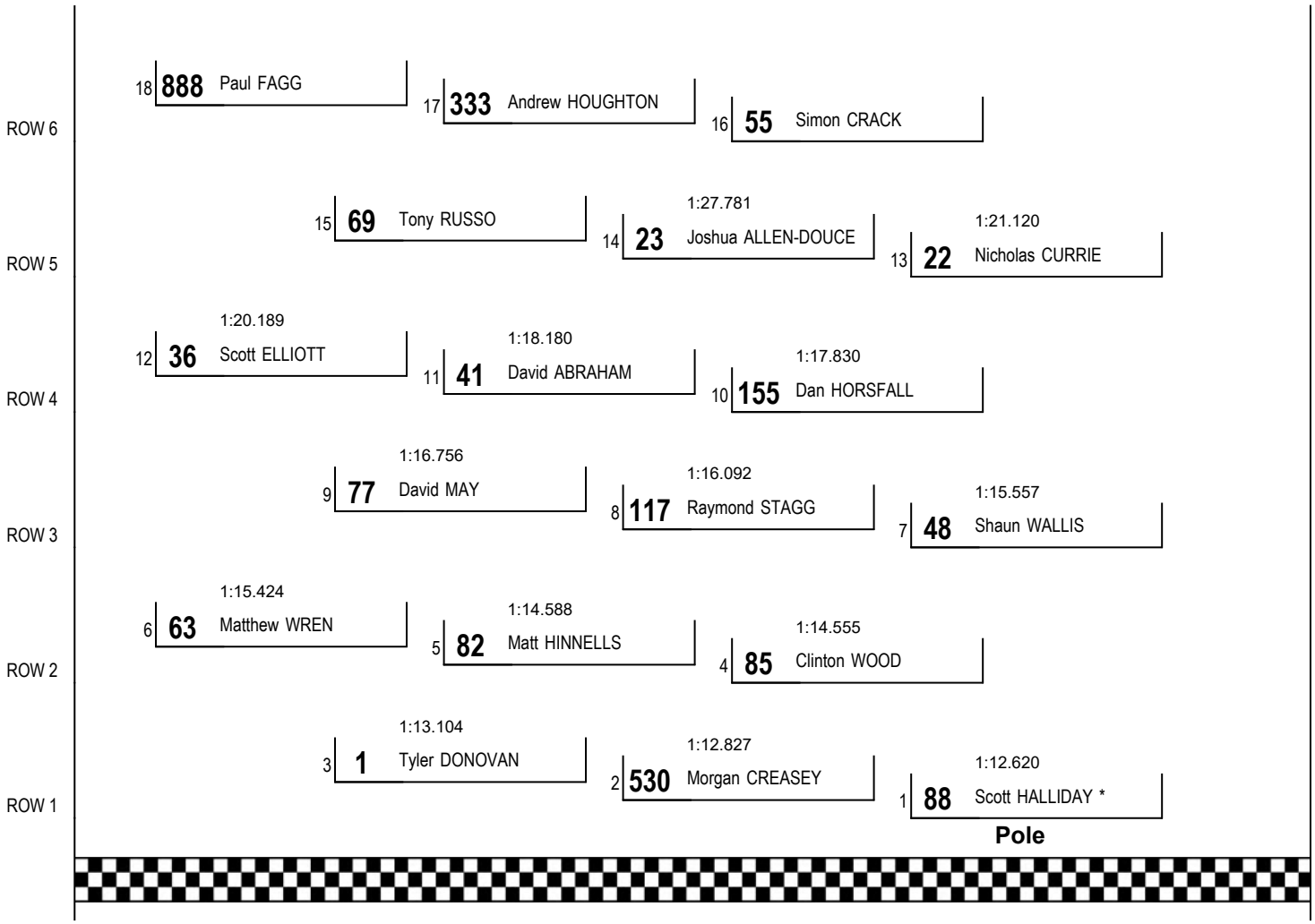

These results are provisional until the conclusion of any judicial and technical matters.

Donington Park National: 1.9790 miles

Clerk Of Course: Caroline Patterson / Andy Brown	Timekeeper: Richard Evans	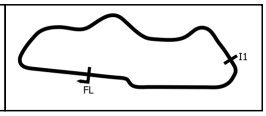

Results can be found at www.tsl-timing.com

Printed - 10:51 Sunday, 26 July 2026

BMCRC - MRO Championships - Rnd 6 @ Donington Park National

BMCRC Thunderbike Ultra & Extreme

RACE 11 - CLASSIFICATION

Race Distance: 10 Laps / 19.79 miles

POS	NO	CL	PIC	NAME	ENTRY	LAPS	TIME	GAP	DIFF	MPH	BEST	ON	GRD	↑↓
1	**88**	U	1	**Scott HALLIDAY ***	Honda CBR 1000 RR - Performance fitness gym	**10**	12:08.034			97.67	**1:11.748**	6	1	0
2	**1**	U	2	**Tyler DONOVAN**	Kawasaki ZX10R - TMT Racing	**10**	12:08.127	**0.093**	0.093	97.66	**1:11.745**	6	3	1
3	**530**	U	3	**Morgan CREASEY**	Suzuki GSXR 750 - Green plant	**10**	12:09.950	**1.916**	1.823	97.41	**1:11.884**	6	2	-1
4	**63**	U	4	**Matthew WREN**	Suzuki GSXR - TBR performance	**10**	12:36.429	**28.395**	26.479	94.00	**1:14.634**	7	6	2
5	**48**	E	1	**Shaun WALLIS**	Suzuki GSXR 750 - MBC Despatch Racing	**10**	12:36.601	**28.567**	0.172	93.98	**1:14.532**	9	7	2
6	**82**	E	2	**Matt HINNELLS**	Honda CBR 954RR Fireblade - FH82 Racing	**10**	12:36.694	**28.660**	0.093	93.97	**1:14.787**	5	5	-1
7	**85***	U	5	**Clinton WOOD**	Suzuki GSXR 1000 - CLINTON WOOD	**10**	12:40.812	**32.778**	4.118	93.46	**1:14.086**	9	4	-3
8	**77**	E	3	**David MAY**	Suzuki GSXR 750 K1 - Orchard cooling/ team Silver Arrows	**10**	12:45.909	**37.875**	5.097	92.84	**1:15.494**	4	9	1
9	**117**	E	4	**Raymond STAGG**	Suzuki GSXR 750 -	**10**	13:07.297	**59.263**	21.388	90.32	**1:17.742**	2	8	-1
10	**41**	E	5	**David ABRAHAM**	Yamaha R1 - Cambridge Motorcycles	**10**	13:07.392	**59.358**	0.095	90.31	**1:17.594**	4	11	1
11	**155**	E	6	**Dan HORSFALL**	Yamaha FZR4/9 - Lucy	**10**	13:17.339	**1:09.305**	9.947	89.18	**1:18.640**	2	10	-1
12	**36**	N	1	**Scott ELLIOTT**	Triumph Street Triple 765 - Sprockets Racing	**9**	12:11.001	**1 Lap**	1 Lap	87.53	**1:20.073**	7	12	0
13	**55**	N	2	**Simon CRACK**	Triumph Street Triple 765 -	**9**	12:28.307	**1 Lap**	17.306	85.50	**1:21.959**	9	16	3
14	**22**	U	6	**Nicholas CURRIE**	BMW S1000RR -	**9**	12:34.293	**1 Lap**	5.986	84.82	**1:21.460**	3	13	-1
15	**23**	U	7	**Joshua ALLEN-DOUCE**	Yamaha R1 - Capri Motors	**9**	13:01.454	**1 Lap**	27.161	81.87	**1:25.270**	8	14	-1

NOT STARTED

NS	**69**	E		**Tony RUSSO**	Suzuki GSXR 750 - Wymark Lubricants								15	
NS	**333**	E		**Andrew HOUGHTON**	Suzuki TL1000S - Techoir & The Bike Experience								17	
NS	**888**	U		**Paul FAGG**	Yamaha R1 4C8 - thebikeexperience.org								18	

FASTEST LAP

1	U	**Tyler DONOVAN**	Kawasaki ZX10R - TMT Racing	**6**	1:11.745	99.30 mph	159.81 kph
48	E	**Shaun WALLIS**	Suzuki GSXR 750 - MBC Despatch Racing	**9**	1:14.532	95.59 mph	153.83 kph
36	N	**Scott ELLIOTT**	Triumph Street Triple 765 - Sprockets Racing	**7**	1:20.073	88.97 mph	143.19 kph

#85 - 10 Second time penalty applied - Jump start.
Class U - 92.5% of Race Speed = 90.34 mph
Class E - 92.5% of Race Speed = 86.93 mph
Class N - 92.5% of Race Speed = 80.96 mph

Weather / Track : Cloudy / Dry
These results are provisional until the conclusion of any judicial and technical matters.

Date: 26/07/2026 Start: 14:27 Finish: 14:39
Donington Park National: 1.9790 miles

Clerk Of Course: Caroline Patterson / Andy Brown	Timekeeper: Richard Evans	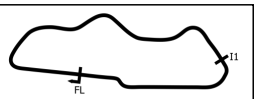

Results can be found at www.tsl-timing.com

Printed - 14:41 Sunday, 26 July 2026

BMCRC - MRO Championships - Rnd 6 @ Donington Park National

BMCRC Thunderbike Ultra & Extreme

RACE 11 - LAP CHART

LAP 1 @ 14:28:31.297

NO	BEHIND	LAP TIME
1		1:16.510
88	0.337	1:16.847
530	0.618	1:17.128
85	2.162	1:18.672
63	2.897	1:19.407
82	3.408	1:19.918
48	3.841	1:20.351
77	4.545	1:21.055
41	5.781	1:22.291
117	6.448	1:22.958
155	7.248	1:23.758
22	9.221	1:25.731
36	9.973	1:26.483
55	11.022	1:27.532
23	15.066	1:31.576

LAP 2 @ 14:29:44.483

NO	BEHIND	LAP TIME
88		1:12.849
1	0.073	1:13.259
530	0.347	1:12.915
85	3.693	1:14.717
63	5.081	1:15.370
82	5.925	1:15.703
48	6.274	1:15.619
77	7.054	1:15.695
41	10.300	1:17.705
117	11.004	1:17.742
155	12.702	1:18.640
22	17.575	1:21.540
36	17.775	1:20.988
55	20.560	1:22.724
23	28.599	1:26.719

LAP 3 @ 14:30:57.588

NO	BEHIND	LAP TIME
88		1:13.105
1	0.084	1:13.116
530	0.342	1:13.100
85	5.147	1:14.559
63	7.162	1:15.186
82	8.107	1:15.287
48	8.356	1:15.187
77	9.675	1:15.726
117	15.921	1:18.022
41	16.319	1:19.124
155	18.628	1:19.031
36	25.408	1:20.738
22	25.930	1:21.460
55	30.274	1:22.819
23	41.888	1:26.394

LAP 4 @ 14:32:10.259

NO	BEHIND	LAP TIME
88		1:12.671
1	0.261	1:12.848
530	0.490	1:12.819
85	7.621	1:15.145
63	9.505	1:15.014
82	10.474	1:15.038
48	10.981	1:15.296
77	12.498	1:15.494
117	21.071	1:17.821
41	21.242	1:17.594
155	24.906	1:18.949
36	33.164	1:20.427
22	36.540	1:23.281
55	40.122	1:22.519
23	54.675	1:25.458

LAP 5 @ 14:33:22.041

NO	BEHIND	LAP TIME
88		1:11.782
1	0.361	1:11.882
530	0.614	1:11.906
85	10.406	1:14.567
63	12.637	1:14.914
82	13.479	1:14.787
48	14.175	1:14.976
77	16.458	1:15.742
117	27.091	1:17.802
41	27.800	1:18.340
155	32.518	1:19.394
36	41.462	1:20.080
22	47.589	1:22.831
55	51.419	1:23.079
23	1:10.277	1:27.384

LAP 6 @ 14:34:33.789

NO	BEHIND	LAP TIME
88		1:11.748
1	0.358	1:11.745
530	0.750	1:11.884
85	13.369	1:14.711
63	16.154	1:15.265
82	17.131	1:15.400
48	17.351	1:14.924
77	21.092	1:16.382
117	33.411	1:18.068
41	33.764	1:17.712
155	40.436	1:19.666
36	49.866	1:20.152
22	59.352	1:23.511
55	1:01.855	1:22.184

LAP 7 @ 14:35:46.488

NO	BEHIND	LAP TIME
88		1:12.699
1	0.209	1:12.550
530	0.608	1:12.557
23	1 Lap	1:25.654
85	15.403	1:14.733
63	18.089	1:14.634
82	19.302	1:14.870
48	20.091	1:15.439
77	24.824	1:16.431
117	39.570	1:18.858
41	39.859	1:18.794
155	46.978	1:19.241
36	57.240	1:20.073
22	1:11.383	1:24.730
55	1:11.685	1:22.529

LAP 8 @ 14:36:58.396

NO	BEHIND	LAP TIME
88		1:11.908
1	0.350	1:12.049
530	1.038	1:12.338
85	18.276	1:14.781
63	21.690	1:15.509
82	22.554	1:15.160
48	23.587	1:15.404
23	1 Lap	1:27.123
77	29.438	1:16.522
117	45.953	1:18.291
41	46.564	1:18.613
155	55.028	1:19.958
36	1:06.374	1:21.042

LAP 9 @ 14:38:10.505

NO	BEHIND	LAP TIME
88		1:12.109
1	0.151	1:11.910
530	1.369	1:12.440
55	1 Lap	1:22.962
22	1 Lap	1:24.416
85	20.253	1:14.086
63	25.235	1:15.654
82	25.499	1:15.054
48	26.010	1:14.532
77	34.004	1:16.675
23	1 Lap	1:25.270
117	52.272	1:18.428
41	52.499	1:18.044
155	1:02.099	1:19.180

LAP 10 @ 14:39:22.821

NO	BEHIND	LAP TIME
88		1:12.316
1	0.093	1:12.258
530	1.916	1:12.863
36	1 Lap	1:21.018
55	1 Lap	1:21.959
85	22.778	1:14.841
22	1 Lap	1:26.793
63	28.395	1:15.476
48	28.567	1:14.873
82	28.660	1:15.477
77	37.875	1:16.187
23	1 Lap	1:25.876
117	59.263	1:19.307
41	59.358	1:19.175
155	1:09.305	1:19.522

Weather / Track : Cloudy / Dry

Donington Park National: 1.9790 miles
Date: 26/07/2026 Start: 14:27 Finish: 14:39

Results can be found at www.tsl-timing.com

Printed - 14:41 Sunday, 26 July 2026

BMCRC - MRO Championships - Rnd 6 @ Donington Park National

BMCRC Thunderbike Ultra & Extreme

RACE 11 - POSITION CHART

No	Name	Lap Pos	1	2	3	4	5	6	7	8	9	10
88	HALLIDAY *	1	1	88	88	88	88	88	88	88	88	88
530	CREASEY	2	88	1	1	1	1	1	1	1	1	1
1	DONOVAN	3	530	530	530	530	530	530	530	530	530	530
85	WOOD	4	85	85	85	85	85	85	85	85	85	85
82	HINNELLS	5	63	63	63	63	63	63	63	63	63	63
63	WREN	6	82	82	82	82	82	82	82	82	82	48
48	WALLIS	7	48	48	48	48	48	48	48	48	48	82
117	STAGG	8	77	77	77	77	77	77	77	77	77	77
77	MAY	9	41	41	117	117	117	117	117	117	117	117
155	HORSFALL	10	117	117	41	41	41	41	41	41	41	41
41	ABRAHAM	11	155	155	155	155	155	155	155	155	155	155
36	ELLIOTT	12	22	22	36	36	36	36	36	36	36	
22	CURRIE	13	36	36	22	22	22	22	22	55	55	
23	ALLEN-DOUCE	14	55	55	55	55	55	55	55	22	22	
69	RUSSO	15	23	23	23	23	23	23	23	23	23	
55	CRACK	16										
333	HOUGHTON	17										
888	FAGG	18										

Weather / Track : Cloudy / Dry

Donington Park National: 1.9790 miles
Date: 26/07/2026 Start: 14:27 Finish: 14:39

Results can be found at www.tsl-timing.com

Printed - 14:41 Sunday, 26 July 2026

BMCRC - MRO Championships - Rnd 6 @ Donington Park National

BMCRC Thunderbike Ultra & Extreme

RACE 11 - SECTOR ANALYSIS

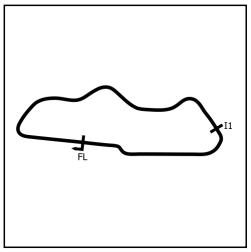

SECTOR 1 = FL to I1, SECTOR 2 = I1 to FL, DIFF = Difference To Personal Best Lap, P = Crossed Finish Line in Pit Lane, D = Time Disallowed

P1 88 U Scott HALLIDAY * Honda CBR 1000 RR - Performance fitness gym

IDEAL LAP TIME : 1:11.677 BEST LAP TIME : 1:11.748 DIFFERENCE : 0.071

LAP	SECTOR 1	SECTOR 2	LAP TIME		MPH	DIFF	TIME OF DAY
1 -		25.378	1:16.847		92.71	5.099	14:28:31.634
2 -	47.081	25.768	1:12.849		97.80	1.101	14:29:44.483
3 -	47.530	25.575	1:13.105		97.45	1.357	14:30:57.588
4 -	47.153	25.518	1:12.671		98.03	0.923	14:32:10.259
5 -	46.524	25.258	1:11.782	(2)	99.25	0.034	14:33:22.041
6 -	***46.521***	25.227	***1:11.748***	**(1)**	***99.30***		***14:34:33.789***
7 -	47.468	25.231	1:12.699		98.00	0.951	14:35:46.488
8 -	46.752	***25.156***	1:11.908	(3)	99.07	0.160	14:36:58.396
9 -	46.796	25.313	1:12.109		98.80	0.361	14:38:10.505
10 -	46.547	25.769	1:12.316		98.52	0.568	14:39:22.821

P2 1 U Tyler DONOVAN Kawasaki ZX10R - TMT Racing

IDEAL LAP TIME : 1:11.583 BEST LAP TIME : 1:11.745 DIFFERENCE : 0.162

LAP	SECTOR 1	SECTOR 2	LAP TIME		MPH	DIFF	TIME OF DAY
1 -		25.529	1:16.510		93.12	4.765	14:28:31.297
2 -	47.089	26.170	1:13.259		97.25	1.514	14:29:44.556
3 -	47.222	25.894	1:13.116		97.44	1.371	14:30:57.672
4 -	47.250	25.598	1:12.848		97.80	1.103	14:32:10.520
5 -	46.493	25.389	1:11.882	(2)	99.11	0.137	14:33:22.402
6 -	***46.336***	25.409	***1:11.745***	**(1)**	***99.30***		***14:34:34.147***
7 -	47.293	25.257	1:12.550		98.20	0.805	14:35:46.697
8 -	46.802	***25.247***	1:12.049		98.88	0.304	14:36:58.746
9 -	46.614	25.296	1:11.910	(3)	99.07	0.165	14:38:10.656
10 -	46.573	25.685	1:12.258		98.60	0.513	14:39:22.914

P3 530 U Morgan CREASEY Suzuki GSXR 750 - Green plant

IDEAL LAP TIME : 1:11.668 BEST LAP TIME : 1:11.884 DIFFERENCE : 0.216

LAP	SECTOR 1	SECTOR 2	LAP TIME		MPH	DIFF	TIME OF DAY
1 -		26.007	1:17.128		92.37	5.244	14:28:31.915
2 -	47.047	25.868	1:12.915		97.71	1.031	14:29:44.830
3 -	47.371	25.729	1:13.100		97.46	1.216	14:30:57.930
4 -	47.261	25.558	1:12.819		97.84	0.935	14:32:10.749
5 -	46.526	***25.380***	1:11.906	(2)	99.08	0.022	14:33:22.655
6 -	***46.288***	25.596	***1:11.884***	**(1)**	***99.11***		***14:34:34.539***
7 -	47.093	25.464	1:12.557		98.19	0.673	14:35:47.096
8 -	46.725	25.613	1:12.338	(3)	98.49	0.454	14:36:59.434
9 -	46.850	25.590	1:12.440		98.35	0.556	14:38:11.874
10 -	46.926	25.937	1:12.863		97.78	0.979	14:39:24.737

P4 63 U Matthew WREN Suzuki GSXR - TBR performance

IDEAL LAP TIME : 1:14.634 BEST LAP TIME : 1:14.634 DIFFERENCE : 0.000

LAP	SECTOR 1	SECTOR 2	LAP TIME		MPH	DIFF	TIME OF DAY
1 -		26.431	1:19.407		89.72	4.773	14:28:34.194
2 -	48.905	26.465	1:15.370		94.52	0.736	14:29:49.564
3 -	48.645	26.541	1:15.186		94.76	0.552	14:31:04.750
4 -	48.602	26.412	1:15.014	(3)	94.97	0.380	14:32:19.764
5 -	48.295	26.619	1:14.914	(2)	95.10	0.280	14:33:34.678
6 -	48.559	26.706	1:15.265		94.66	0.631	14:34:49.943
7 -	***48.248***	***26.386***	***1:14.634***	**(1)**	***95.46***		***14:36:04.577***
8 -	49.102	26.407	1:15.509		94.35	0.875	14:37:20.086
9 -	48.947	26.707	1:15.654		94.17	1.020	14:38:35.740
10 -	48.885	26.591	1:15.476		94.39	0.842	14:39:51.216

BMCRC - MRO Championships - Rnd 6 @ Donington Park National

BMCRC Thunderbike Ultra & Extreme

RACE 11 - SECTOR ANALYSIS

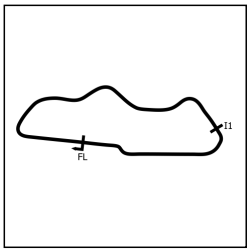

SECTOR 1 = FL to I1, SECTOR 2 = I1 to FL, DIFF = Difference To Personal Best Lap, P = Crossed Finish Line in Pit Lane, D = Time Disallowed

P5 48 E Shaun WALLIS

Suzuki GSXR 750 - MBC Despatch Racing

IDEAL LAP TIME : 1:14.447 BEST LAP TIME : 1:14.532 DIFFERENCE : 0.085

LAP	SECTOR 1	SECTOR 2	LAP TIME	MPH	DIFF	TIME OF DAY
1 -		26.588	1:20.351	88.66	5.819	14:28:35.138
2 -	49.011	26.608	1:15.619	94.21	1.087	14:29:50.757
3 -	48.549	26.638	1:15.187	94.75	0.655	14:31:05.944
4 -	48.878	26.418	1:15.296	94.62	0.764	14:32:21.240
5 -	48.714	***26.262***	1:14.976	95.02	0.444	14:33:36.216
6 -	48.305	26.619	1:14.924 **(3)**	95.09	0.392	14:34:51.140
7 -	48.961	26.478	1:15.439	94.44	0.907	14:36:06.579
8 -	49.061	26.343	1:15.404	94.48	0.872	14:37:21.983
9 -	***48.185***	26.347	***1:14.532*** **(1)**	***95.59***		***14:38:36.515***
10 -	48.366	26.507	1:14.873 **(2)**	95.15	0.341	14:39:51.388

P6 82 E Matt HINNELLS

Honda CBR 954RR Fireblade - FH82 Racing

IDEAL LAP TIME : 1:14.386 BEST LAP TIME : 1:14.787 DIFFERENCE : 0.401

LAP	SECTOR 1	SECTOR 2	LAP TIME	MPH	DIFF	TIME OF DAY
1 -		26.501	1:19.918	89.14	5.131	14:28:34.705
2 -	49.061	26.642	1:15.703	94.11	0.916	14:29:50.408
3 -	48.470	26.817	1:15.287	94.63	0.500	14:31:05.695
4 -	48.489	26.549	1:15.038 **(3)**	94.94	0.251	14:32:20.733
5 -	48.465	26.322	***1:14.787*** **(1)**	***95.26***		***14:33:35.520***
6 -	48.652	26.748	1:15.400	94.49	0.613	14:34:50.920
7 -	48.324	26.546	1:14.870 **(2)**	95.16	0.083	14:36:05.790
8 -	49.006	***26.154***	1:15.160	94.79	0.373	14:37:20.950
9 -	48.385	26.669	1:15.054	94.92	0.267	14:38:36.004
10 -	***48.232***	27.245	1:15.477	94.39	0.690	14:39:51.481

P7 85 U Clinton WOOD

Suzuki GSXR 1000 - CLINTON WOOD

IDEAL LAP TIME : 1:14.086 BEST LAP TIME : 1:14.086 DIFFERENCE : 0.000

LAP	SECTOR 1	SECTOR 2	LAP TIME	MPH	DIFF	TIME OF DAY
1 -		26.054	1:18.672	90.56	4.586	14:28:33.459
2 -	48.471	26.246	1:14.717	95.35	0.631	14:29:48.176
3 -	48.311	26.248	1:14.559 **(2)**	95.55	0.473	14:31:02.735
4 -	48.784	26.361	1:15.145	94.81	1.059	14:32:17.880
5 -	48.369	26.198	1:14.567 **(3)**	95.54	0.481	14:33:32.447
6 -	48.429	26.282	1:14.711	95.36	0.625	14:34:47.158
7 -	48.267	26.466	1:14.733	95.33	0.647	14:36:01.891
8 -	48.514	26.267	1:14.781	95.27	0.695	14:37:16.672
9 -	***48.134***	***25.952***	***1:14.086*** **(1)**	***96.16***		***14:38:30.758***
10 -	48.296	26.545	1:14.841	95.19	0.755	14:39:45.599

P8 77 E David MAY

Suzuki GSXR 750 K1 - Orchard cooling/ team Silver Arrows

IDEAL LAP TIME : 1:15.457 BEST LAP TIME : 1:15.494 DIFFERENCE : 0.037

LAP	SECTOR 1	SECTOR 2	LAP TIME	MPH	DIFF	TIME OF DAY
1 -		26.993	1:21.055	87.89	5.561	14:28:35.842
2 -	49.016	***26.679***	1:15.695 **(2)**	94.12	0.201	14:29:51.537
3 -	***48.778***	26.948	1:15.726 **(3)**	94.08	0.232	14:31:07.263
4 -	48.792	26.702	***1:15.494*** **(1)**	***94.37***		***14:32:22.757***
5 -	48.861	26.881	1:15.742	94.06	0.248	14:33:38.499
6 -	48.988	27.394	1:16.382	93.27	0.888	14:34:54.881
7 -	49.408	27.023	1:16.431	93.21	0.937	14:36:11.312
8 -	49.453	27.069	1:16.522	93.10	1.028	14:37:27.834
9 -	49.822	26.853	1:16.675	92.92	1.181	14:38:44.509
10 -	49.219	26.968	1:16.187	93.51	0.693	14:40:00.696

BMCRC - MRO Championships - Rnd 6 @ Donington Park National

BMCRC Thunderbike Ultra & Extreme

RACE 11 - SECTOR ANALYSIS

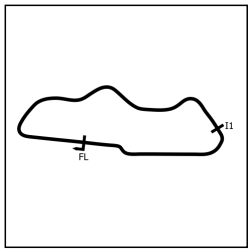

SECTOR 1 = FL to I1, SECTOR 2 = I1 to FL, DIFF = Difference To Personal Best Lap, P = Crossed Finish Line in Pit Lane, D = Time Disallowed

P9 117 E Raymond STAGG

Suzuki GSXR 750 -

IDEAL LAP TIME : 1:16.984 BEST LAP TIME : 1:17.742 DIFFERENCE : 0.758

LAP	SECTOR 1	SECTOR 2	LAP TIME	MPH	DIFF	TIME OF DAY
1 -		***27.315***	1:22.958	85.88	5.216	14:28:37.745
2 -	49.985	27.757	***1:17.742*** **(1)**	***91.64***		***14:29:55.487***
3 -	50.361	27.661	1:18.022	91.31	0.280	14:31:13.509
4 -	49.856	27.965	1:17.821 **(3)**	91.55	0.079	14:32:31.330
5 -	***49.669***	28.133	1:17.802 **(2)**	91.57	0.060	14:33:49.132
6 -	50.244	27.824	1:18.068	91.26	0.326	14:35:07.200
7 -	51.036	27.822	1:18.858	90.34	1.116	14:36:26.058
8 -	50.341	27.950	1:18.291	91.00	0.549	14:37:44.349
9 -	50.824	27.604	1:18.428	90.84	0.686	14:39:02.777
10 -	51.191	28.116	1:19.307	89.83	1.565	14:40:22.084

P10 41 E David ABRAHAM

Yamaha R1 - Cambridge Motorcycles

IDEAL LAP TIME : 1:17.101 BEST LAP TIME : 1:17.594 DIFFERENCE : 0.493

LAP	SECTOR 1	SECTOR 2	LAP TIME	MPH	DIFF	TIME OF DAY
1 -		***27.155***	1:22.291	86.57	4.697	14:28:37.078
2 -	50.284	27.421	1:17.705 **(2)**	91.68	0.111	14:29:54.783
3 -	51.524	27.600	1:19.124	90.04	1.530	14:31:13.907
4 -	50.256	27.338	***1:17.594*** **(1)**	***91.81***		***14:32:31.501***
5 -	50.585	27.755	1:18.340	90.94	0.746	14:33:49.841
6 -	***49.946***	27.766	1:17.712 **(3)**	91.68	0.118	14:35:07.553
7 -	51.067	27.727	1:18.794	90.42	1.200	14:36:26.347
8 -	50.432	28.181	1:18.613	90.62	1.019	14:37:44.960
9 -	50.544	27.500	1:18.044	91.29	0.450	14:39:03.004
10 -	51.285	27.890	1:19.175	89.98	1.581	14:40:22.179

P11 155 E Dan HORSFALL

Yamaha FZR4/9 - Lucy

IDEAL LAP TIME : 1:18.206 BEST LAP TIME : 1:18.640 DIFFERENCE : 0.434

LAP	SECTOR 1	SECTOR 2	LAP TIME	MPH	DIFF	TIME OF DAY
1 -		***27.378***	1:23.758	85.06	5.118	14:28:38.545
2 -	***50.828***	27.812	***1:18.640*** **(1)**	***90.59***		***14:29:57.185***
3 -	51.377	27.654	1:19.031 **(3)**	90.14	0.391	14:31:16.216
4 -	50.850	28.099	1:18.949 **(2)**	90.24	0.309	14:32:35.165
5 -	51.471	27.923	1:19.394	89.73	0.754	14:33:54.559
6 -	51.277	28.389	1:19.666	89.43	1.026	14:35:14.225
7 -	51.372	27.869	1:19.241	89.91	0.601	14:36:33.466
8 -	51.967	27.991	1:19.958	89.10	1.318	14:37:53.424
9 -	51.400	27.780	1:19.180	89.98	0.540	14:39:12.604
10 -	51.325	28.197	1:19.522	89.59	0.882	14:40:32.126

P12 36 N Scott ELLIOTT

Triumph Street Triple 765 - Sprockets Racing

IDEAL LAP TIME : 1:19.368 BEST LAP TIME : 1:20.073 DIFFERENCE : 0.705

LAP	SECTOR 1	SECTOR 2	LAP TIME	MPH	DIFF	TIME OF DAY
1 -		***27.913***	1:26.483	82.38	6.410	14:28:41.270
2 -	52.410	28.578	1:20.988	87.97	0.915	14:30:02.258
3 -	52.355	28.383	1:20.738	88.24	0.665	14:31:22.996
4 -	52.387	28.040	1:20.427	88.58	0.354	14:32:43.423
5 -	51.855	28.225	1:20.080 **(2)**	88.96	0.007	14:34:03.503
6 -	***51.455***	28.697	1:20.152 **(3)**	88.88	0.079	14:35:23.655
7 -	51.864	28.209	***1:20.073*** **(1)**	***88.97***		***14:36:43.728***
8 -	52.528	28.514	1:21.042	87.91	0.969	14:38:04.770
9 -	52.485	28.533	1:21.018	87.93	0.945	14:39:25.788

BMCRC - MRO Championships - Rnd 6 @ Donington Park National

BMCRC Thunderbike Ultra & Extreme

RACE 11 - SECTOR ANALYSIS

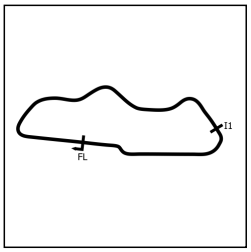

SECTOR 1 = FL to I1, SECTOR 2 = I1 to FL, DIFF = Difference To Personal Best Lap, P = Crossed Finish Line in Pit Lane, D = Time Disallowed

P13 55 N Simon CRACK — Triumph Street Triple 765 -

IDEAL LAP TIME : 1:21.735 BEST LAP TIME : 1:21.959 DIFFERENCE : 0.224

LAP	SECTOR 1	SECTOR 2	LAP TIME		MPH	DIFF	TIME OF DAY
1 -		28.367	1:27.532		81.39	5.573	14:28:42.319
2 -	54.031	28.693	1:22.724		86.12	0.765	14:30:05.043
3 -	54.152	28.667	1:22.819		86.02	0.860	14:31:27.862
4 -	53.917	28.602	1:22.519	(3)	86.33	0.560	14:32:50.381
5 -	54.369	28.710	1:23.079		85.75	1.120	14:34:13.460
6 -	***53.527***	28.657	1:22.184	(2)	86.69	0.225	14:35:35.644
7 -	53.833	28.696	1:22.529		86.32	0.570	14:36:58.173
8 -	54.754	***28.208***	1:22.962		85.87	1.003	14:38:21.135
9 -	53.563	28.396	***1:21.959***	**(1)**	***86.92***		***14:39:43.094***

P14 22 U Nicholas CURRIE — BMW S1000RR -

IDEAL LAP TIME : 1:20.597 BEST LAP TIME : 1:21.460 DIFFERENCE : 0.863

LAP	SECTOR 1	SECTOR 2	LAP TIME		MPH	DIFF	TIME OF DAY
1 -		***28.574***	1:25.731		83.10	4.271	14:28:40.518
2 -	52.581	28.959	1:21.540	(2)	87.37	0.080	14:30:02.058
3 -	***52.023***	29.437	***1:21.460***	**(1)**	***87.46***		***14:31:23.518***
4 -	54.154	29.127	1:23.281		85.54	1.821	14:32:46.799
5 -	53.744	29.087	1:22.831	(3)	86.01	1.371	14:34:09.630
6 -	53.709	29.802	1:23.511		85.31	2.051	14:35:33.141
7 -	54.282	30.448	1:24.730		84.08	3.270	14:36:57.871
8 -	54.549	29.867	1:24.416		84.39	2.956	14:38:22.287
9 -	56.096	30.697	1:26.793		82.08	5.333	14:39:49.080

P15 23 U Joshua ALLEN-DOUCE — Yamaha R1 - Capri Motors

IDEAL LAP TIME : 1:25.033 BEST LAP TIME : 1:25.270 DIFFERENCE : 0.237

LAP	SECTOR 1	SECTOR 2	LAP TIME		MPH	DIFF	TIME OF DAY
1 -		30.019	1:31.576		77.80	6.306	14:28:46.363
2 -	56.902	29.817	1:26.719		82.15	1.449	14:30:13.082
3 -	56.542	29.852	1:26.394		82.46	1.124	14:31:39.476
4 -	***55.810***	29.648	1:25.458	(2)	83.37	0.188	14:33:04.934
5 -	57.028	30.356	1:27.384		81.53	2.114	14:34:32.318
6 -	55.873	29.781	1:25.654	(3)	83.17	0.384	14:35:57.972
7 -	57.285	29.838	1:27.123		81.77	1.853	14:37:25.095
8 -	56.047	***29.223***	***1:25.270***	**(1)**	***83.55***		***14:38:50.365***
9 -	55.893	29.983	1:25.876		82.96	0.606	14:40:16.241

BMCRC - MRO Championships - Rnd 6 @ Donington Park National

BMCRC Thunderbike Ultra & Extreme

RACE 11 - BEST SECTORS

	SECTOR 1		SECTOR 2	
POS	NO	TIME	NO	TIME
1	**530**	**46.288**	**88**	**25.156**
2	**1**	**46.336**	**1**	**25.247**
3	**88**	**46.521**	**530**	**25.380**
4	**85**	**48.134**	**85**	**25.952**
5	**48**	**48.185**	**82**	**26.154**
6	**82**	**48.232**	**48**	**26.262**
7	**63**	**48.248**	**63**	**26.386**
8	**77**	**48.778**	**77**	**26.679**
9	**117**	**49.669**	**41**	**27.155**
10	**41**	**49.946**	**117**	**27.315**
11	**155**	**50.828**	**155**	**27.378**
12	**36**	**51.455**	**36**	**27.913**
13	**22**	**52.023**	**55**	**28.208**
14	**55**	**53.527**	**22**	**28.574**
15	**23**	**55.810**	**23**	**29.223**

IDEAL / BEST COMPARISON					
POS	NO	NAME	IDEAL	BEST	DIFF
		PERFECT LAP	**1:11.444**		
1	**1**	DONOVAN	1:11.583	1:11.745	**0.162**
2	**530**	CREASEY	1:11.668	1:11.884	**0.216**
3	**88**	HALLIDAY *	1:11.677	1:11.748	**0.071**
4	**85**	WOOD	1:14.086	1:14.086	**0.000**
5	**82**	HINNELLS	1:14.386	1:14.787	**0.401**
6	**48**	WALLIS	1:14.447	1:14.532	**0.085**
7	**63**	WREN	1:14.634	1:14.634	**0.000**
8	**77**	MAY	1:15.457	1:15.494	**0.037**
9	**117**	STAGG	1:16.984	1:17.742	**0.758**
10	**41**	ABRAHAM	1:17.101	1:17.594	**0.493**
11	**155**	HORSFALL	1:18.206	1:18.640	**0.434**
12	**36**	ELLIOTT	1:19.368	1:20.073	**0.705**
13	**22**	CURRIE	1:20.597	1:21.460	**0.863**
14	**55**	CRACK	1:21.735	1:21.959	**0.224**
15	**23**	ALLEN-DOUCE	1:25.033	1:25.270	**0.237**

Weather / Track : Cloudy / Dry

Donington Park National: 1.9790 miles
Date: 26/07/2026 Start: 14:27 Finish: 14:39

Results can be found at www.tsl-timing.com

Printed - 14:41 Sunday, 26 July 2026

BMCRC - MRO Championships - Rnd 6 @ Donington Park National

BMCRC Thunderbike Ultra & Extreme

RACE 11 - STATISTICS

Competitors Started	15
Planned Start	2026-07-26 @ 13:45:00.000
Actual Start	2026-07-26 @ 14:27:14.787
Finish Time	2026-07-26 @ 14:39:22.820
Track Length	1.9790mi.
Total Laps	146
Total Distance Covered	288.9438mi.

Session Fastest Lap History

NO	CL	NAME	LAP TIME	TIME OF DAY	LAP	VEHICLE
88	U	**Scott HALLIDAY ***	**1:12.849**	14:29:44.483	2	Honda CBR 1000 RR
88	U	**Scott HALLIDAY ***	**1:12.671**	14:32:10.259	4	Honda CBR 1000 RR
88	U	**Scott HALLIDAY ***	**1:11.782**	14:33:22.041	5	Honda CBR 1000 RR
88	U	**Scott HALLIDAY ***	**1:11.748**	14:34:33.789	6	Honda CBR 1000 RR
1	U	**Tyler DONOVAN**	**1:11.745**	14:34:34.147	6	Kawasaki ZX10R

Session Leader History

NO	CL	NAME	FROM LAP	LAPS LED	DISTANCE	VEHICLE
1	U	**Tyler DONOVAN**	1	1	1.94 miles	Kawasaki ZX10R
88	U	**Scott HALLIDAY ***	2	9	17.81 miles	Honda CBR 1000 RR

Flag History

TYPE	TIME OF DAY
GREEN	14:27:14.787
FINISH	14:39:22.820

Flag Statistics

TYPE	COUNT	TOTAL LAPS	TOTAL TIME
Green	1	10	13:22.946
Red	0	0	0.000
Safety Car	0	0	0.000
FCY	0	0	0.000

BMCRC - MRO Championships - Rnd 6 @ Donington Park National

BMCRC Thunderbike Ultra & Extreme

RACE 11 - STATISTICS

CLASS : E

6 Starters

Fastest Lap History

NO	NAME	LAP TIME	TIME OF DAY	LAP	VEHICLE
82	**Matt HINNELLS**	**1:15.703**	14:29:50.408	2	Honda CBR 954RR Fireblade
48	**Shaun WALLIS**	**1:15.619**	14:29:50.757	2	Suzuki GSXR 750
82	**Matt HINNELLS**	**1:15.287**	14:31:05.695	3	Honda CBR 954RR Fireblade
48	**Shaun WALLIS**	**1:15.187**	14:31:05.944	3	Suzuki GSXR 750
82	**Matt HINNELLS**	**1:15.038**	14:32:20.733	4	Honda CBR 954RR Fireblade
82	**Matt HINNELLS**	**1:14.787**	14:33:35.520	5	Honda CBR 954RR Fireblade
48	**Shaun WALLIS**	**1:14.532**	14:38:36.515	9	Suzuki GSXR 750

Leader History

NO	NAME	FROM LAP	LAPS LED	DISTANCE	VEHICLE
82	**Matt HINNELLS**	1	9	17.77 miles	Honda CBR 954RR Fireblade
48	**Shaun WALLIS**	10	1	1.97 miles	Suzuki GSXR 750

BMCRC - MRO Championships - Rnd 6 @ Donington Park National

BMCRC Thunderbike Ultra & Extreme

RACE 11 - STATISTICS

CLASS : U

7 Starters

Fastest Lap History

NO	NAME	LAP TIME	TIME OF DAY	LAP	VEHICLE
88	**Scott HALLIDAY ***	**1:12.849**	14:29:44.483	2	Honda CBR 1000 RR
88	**Scott HALLIDAY ***	**1:12.671**	14:32:10.259	4	Honda CBR 1000 RR
88	**Scott HALLIDAY ***	**1:11.782**	14:33:22.041	5	Honda CBR 1000 RR
88	**Scott HALLIDAY ***	**1:11.748**	14:34:33.789	6	Honda CBR 1000 RR
1	**Tyler DONOVAN**	**1:11.745**	14:34:34.147	6	Kawasaki ZX10R

Leader History

NO	NAME	FROM LAP	LAPS LED	DISTANCE	VEHICLE
1	**Tyler DONOVAN**	1	1	1.94 miles	Kawasaki ZX10R
88	**Scott HALLIDAY ***	2	9	17.81 miles	Honda CBR 1000 RR

Weather / Track : Cloudy / Dry

Donington Park National: 1.9790 miles
Date: 26/07/2026 Start: 14:27 Finish: 14:39

BMCRC - MRO Championships - Rnd 6 @ Donington Park National

BMCRC Thunderbike Ultra & Extreme

RACE 11 - STATISTICS

CLASS : N

2 Starters

Fastest Lap History

NO	NAME	LAP TIME	TIME OF DAY	LAP	VEHICLE
36	**Scott ELLIOTT**	**1:20.988**	14:30:02.258	2	Triumph Street Triple 765
36	**Scott ELLIOTT**	**1:20.738**	14:31:22.996	3	Triumph Street Triple 765
36	**Scott ELLIOTT**	**1:20.427**	14:32:43.423	4	Triumph Street Triple 765
36	**Scott ELLIOTT**	**1:20.080**	14:34:03.503	5	Triumph Street Triple 765
36	**Scott ELLIOTT**	**1:20.073**	14:36:43.728	7	Triumph Street Triple 765

Leader History

NO	NAME	FROM LAP	LAPS LED	DISTANCE	VEHICLE
36	**Scott ELLIOTT**	1	9	17.77 miles	Triumph Street Triple 765

Weather / Track : Cloudy / Dry

Donington Park National: 1.9790 miles
Date: 26/07/2026 Start: 14:27 Finish: 14:39





THE CLOTHING KINGS
BMCRC THUNDERBIKE SPORT |
TW SUSPENSION BMCRC SUPERTWINS

BMCRC-MRO Championships – Round 6

Donington Park National

25th / 26th July 2026

Timing & Results Provided by Timing Solutions Ltd

www.tsl-timing.com

Donington Park National Circuit

Castle Donington, Derby, UK

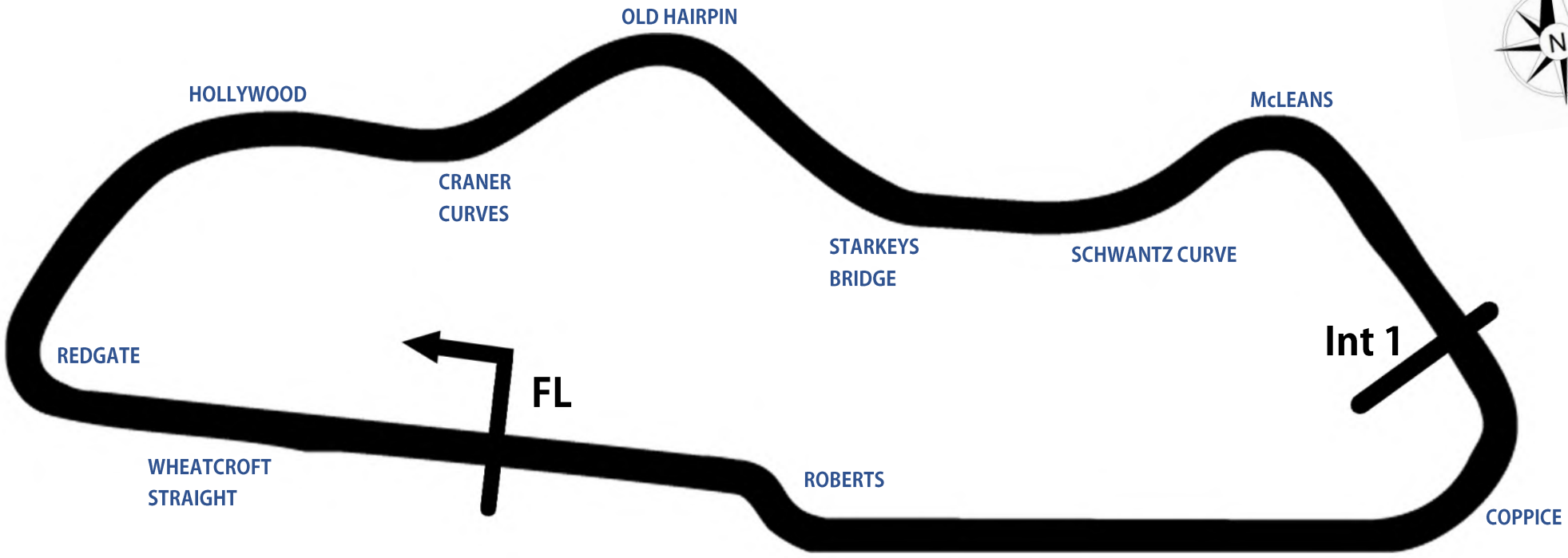

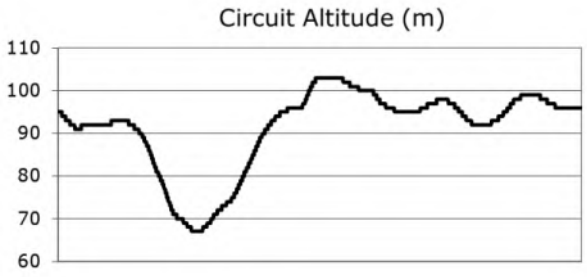

Length	1.9790 miles | 3.185 km | 3185m		
FL	Start @ 60m	52.82971 N	1.37867 W
Int 1	2096m	52.82978 N	1.36508 W
Pit Entry	3158m	52.82951 N	1.37832 W
Pit Exit	229m after FL	52.82996 N	1.38205 W
Pit Entry - Pit Exit	256m, 18.4s @ 50kph, 15.3s @ 60kph		

Results & Live Timing available at – www.tsl-timing.com

Updated - 24/01/2024 10:46

BMCRC - MRO Championships - Rnd 6 @ Donington Park National

Thunderbike Sport & Supertwins

QUALIFYING - CLASSIFICATION

POS	NO	CL	PIC	NAME	ENTRY	TIME	ON	LAPS	GAP	DIFF	MPH
1	**54**		1	**Adam JAMISON**	Yamaha R6 - Hazel Tree Estates LTD	**1:14.092**	5	7			96.15
2	**21**	TWINS	1	**Toby FINNIS**	Triumph Daytona 660 - JPG Racing	**1:14.313**	5	8	**0.221**	0.221	95.87
3	**27**	TWINS	2	**Ben BROWN**	Triumph Daytona 660 - Hunts Motorcycles	**1:14.346**	5	7	**0.254**	0.033	95.83
4	**51**	TWINS	3	**Dan BRAY**	Yamaha R7 -	**1:14.420**	5	8	**0.328**	0.074	95.73
5	**44**	TWINS	4	**Sam GREEN**	Aprillia 660 -	**1:14.689**	5	5	**0.597**	0.269	95.39
6	**530**		2	**Morgan CREASEY**	Suzuki GSXR 600 - Green plant	**1:14.862**	7	7	**0.770**	0.173	95.17
7	**5**		3	**Logan STONE**	Yamaha R6 -	**1:15.165**	5	7	**1.073**	0.303	94.78
8	**4**		4	**Hayden KILLWORTH**	Suzuki GSXR - GreenPlantUK, Helmet City, M.S Racin	**1:15.569**	3	8	**1.477**	0.404	94.27
9	**102**		5	**James FEARN**	Yamaha R6 - Team catching killworths	**1:15.585**	5	7	**1.493**	0.016	94.25
10	**87**	TWINS	5	**Finn CHALK**	BMW F900 - FCR	**1:15.961**	4	6	**1.869**	0.376	93.79
11	**173**		6	**Daniel SWIFT**	Yamaha R6 - Swift Racing	**1:16.017**	6	7	**1.925**	0.056	93.72
12	**66**	TWINS	6	**Mitch DUCRAN**	Yamaha R7 - JP Haulage / Black Widow Exhausts	**1:16.043**	6	7	**1.951**	0.026	93.69
13	**69**		7	**Terry SMITH**	Yamaha R6 - Staxson racing	**1:16.721**	6	7	**2.629**	0.678	92.86
14	**33**		8	**Mark BISWELL**	Yamaha FZR600R - Cappagh Consult Ltd	**1:16.727**	7	7	**2.635**	0.006	92.85
15	**153**		9	**Jordan KILLWORTH**	Suzuki GSX-R600 - Greenplant/Pass Bike/M.S Racing	**1:16.912**	6	7	**2.820**	0.185	92.63
16	**64**		10	**Rob SALTMER**	Kawasaki ZX6R - M-FIRE - UNION JACKED	**1:17.240**	6	7	**3.148**	0.328	92.24
17	**414**	TWINS	7	**James FORD**	Aprilia RS660 -	**1:18.214**	7	7	**4.122**	0.974	91.09
18	**751**		11	**Lucian Silviu SINCA**	Kawasaki ZX6R B1H -	**1:18.991**	6	6	**4.899**	0.777	90.19
19	**81**	TWINS	8	**Malvern MAY**	Aprilia RS660 - IMP racing	**1:19.756**	6	7	**5.664**	0.765	89.33
20	**162**		12	**Max PRIESTLEY**	Suzuki SV650 -	**1:20.143**	7	7	**6.051**	0.387	88.89
21	**333**		13	**Andrew HOUGHTON**	Suzuki TL1000S - Techoir & The Bike Experience	**1:20.213**	4	5	**6.121**	0.070	88.82
22	**94**		14	**Alec BURNELL**	Kawasaki ZX6R -	**1:20.243**	7	7	**6.151**	0.030	88.78
23	**557**		15	**John WILTON**	Yamaha R6 - Repetition Roasters	**1:20.316**	4	5	**6.224**	0.073	88.70
24	**85**		16	**Andrew KITE**	Ducati 749 - Red Rebel Racing	**1:21.050**	7	7	**6.958**	0.734	87.90
25	**46**	TWINS	9	**Isobel CARTER**	Yamaha R7 - Celtic Yamaha	**1:21.099**	4	7	**7.007**	0.049	87.85
26	**164**		17	**Adam FEARNLEY**	Suzuki SV650 -	**1:21.224**	5	6	**7.132**	0.125	87.71
27	**75**		18	**Stewart MAY**	Honda CBR600F3 - JOE'S taxidermy, You Snuff 'em ,W	**1:21.650**	5	7	**7.558**	0.426	87.25
28	**172**		19	**Andrew ROBINSON**	Yamaha YZF R6 -	**1:21.693**	3	6	**7.601**	0.043	87.21
29	**12**	TWINS	10	**Andy JACKSON**	Kawasaki ER650 - Andy Jackson Racing Club 12	**1:21.831**	7	7	**7.739**	0.138	87.06
30	**38**	TWINS	11	**David LUFF**	BMW F900 - ATP & Sarah O'Neill	**1:21.867**	1	2	**7.775**	0.036	87.02
31	**679**		20	**Gene GOODRUM**	Suzuki GSXR 600 - Delta T Racing	**1:22.780**	5	5	**8.688**	0.913	86.06
32	**53**		21	**Peter HAMMOND**	Suzuki SRAD -	**1:22.930**	2	6	**8.838**	0.150	85.91
33	**96**	TWINS	12	**Jared OAKLEY**	Kawasaki ER6 - Delta T Racing	**1:24.481**	4	6	**10.389**	1.551	84.33
34	**35**	TWINS	13	**Stuart THURTLE**	Aprilia RS660 - STRacing TeamTortoise / DWP	**1:25.463**	6	6	**11.371**	0.982	83.36
35	**786**	TWINS	14	**Ben MIETUS**	Yamaha R7 - Hunts Motorcycles	**1:25.893**	5	6	**11.801**	0.430	82.94
36	**73**	TWINS	15	**David RANSOME**	Suzuki GSX8S - Hunts Motorcycles	**1:26.070**	1	2	**11.978**	0.177	82.77

Weather / Track : Bright / Dry

These results are provisional until the conclusion of any judicial and technical matters.

Date: 25/07/2026 Start: 10:06 Finish: 10:16

Donington Park National: 1.9790 miles

Clerk Of Course: Caroline Patterson / Andy Brown	Timekeeper: Richard Evans	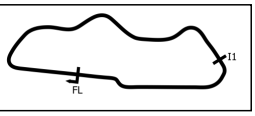

Results can be found at www.tsl-timing.com

Printed - 10:18 Saturday, 25 July 2026

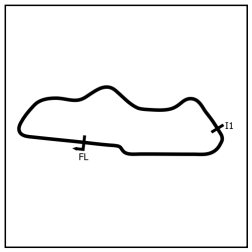

BMCRC - MRO Championships - Rnd 6 @ Donington Park National

Thunderbike Sport & Supertwins

QUALIFYING - SECTOR ANALYSIS

SECTOR 1 = FL to I1, SECTOR 2 = I1 to FL, DIFF = Difference To Personal Best Lap, P = Crossed Finish Line in Pit Lane, D = Time Disallowed

P1 54 Adam JAMISON — Yamaha R6 - Hazel Tree Estates LTD

IDEAL LAP TIME : 1:14.092 BEST LAP TIME : 1:14.092 DIFFERENCE : 0.000

LAP	SECTOR 1	SECTOR 2	LAP TIME		MPH	DIFF	TIME OF DAY
1 -	50.109	26.835	1:16.944		92.59	2.852	10:08:00.090
2 -	48.879	26.623	1:15.502		94.36	1.410	10:09:15.592
3 -	48.513	26.450	1:14.963		95.04	0.871	10:10:30.555
4 -	48.439	26.424	1:14.863	(3)	95.16	0.771	10:11:45.418
5 -	***47.911***	***26.181***	***1:14.092***	**(1)**	***96.15***		***10:12:59.510***
6 -	48.727	28.928	1:17.655		91.74	3.563	10:14:17.165
7 -	48.519	26.318	1:14.837	**(2)**	95.20	0.745	10:15:32.002

P2 21 TWINS Toby FINNIS — Triumph Daytona 660 - JPG Racing

IDEAL LAP TIME : 1:14.289 BEST LAP TIME : 1:14.313 DIFFERENCE : 0.024

LAP	SECTOR 1	SECTOR 2	LAP TIME		MPH	DIFF	TIME OF DAY
1 -	50.444	27.110	1:17.554		91.86	3.241	10:08:00.618
2 -	48.649	26.636	1:15.285		94.63	0.972	10:09:15.903
3 -	48.704	26.566	1:15.270		94.65	0.957	10:10:31.173
4 -	48.377	26.550	1:14.927	(3)	95.08	0.614	10:11:46.100
5 -	***47.997***	26.316	***1:14.313***	**(1)**	***95.87***		***10:13:00.413***
6 -	48.125	27.679	1:15.804		93.98	1.491	10:14:16.217
7 -	48.338	***26.292***	1:14.630	**(2)**	95.46	0.317	10:15:30.847
8 -	48.242	26.776	1:15.018		94.97	0.705	10:16:45.865

P3 27 TWINS Ben BROWN — Triumph Daytona 660 - Hunts Motorcycles

IDEAL LAP TIME : 1:14.346 BEST LAP TIME : 1:14.346 DIFFERENCE : 0.000

LAP	SECTOR 1	SECTOR 2	LAP TIME		MPH	DIFF	TIME OF DAY
1 -	53.653	26.961	1:20.614		88.37	6.268	10:08:08.276
2 -	49.886	26.695	1:16.581		93.03	2.235	10:09:24.857
3 -	49.163	26.820	1:15.983		93.76	1.637	10:10:40.840
4 -	48.711	26.468	1:15.179	(3)	94.76	0.833	10:11:56.019
5 -	***48.190***	***26.156***	***1:14.346***	**(1)**	***95.83***		***10:13:10.365***
6 -	48.263	26.385	1:14.648	**(2)**	95.44	0.302	10:14:25.013
7 -	48.954	26.605	1:15.559		94.29	1.213	10:15:40.572

P4 51 TWINS Dan BRAY — Yamaha R7 -

IDEAL LAP TIME : 1:14.301 BEST LAP TIME : 1:14.420 DIFFERENCE : 0.119

LAP	SECTOR 1	SECTOR 2	LAP TIME		MPH	DIFF	TIME OF DAY
1 -	51.918	27.476	1:19.394		89.73	4.974	10:08:05.793
2 -	50.094	27.058	1:17.152		92.34	2.732	10:09:22.945
3 -	48.714	26.444	1:15.158	(3)	94.79	0.738	10:10:38.103
4 -	48.388	26.803	1:15.191		94.75	0.771	10:11:53.294
5 -	***47.950***	26.470	***1:14.420***	**(1)**	***95.73***		***10:13:07.714***
6 -	48.526	26.685	1:15.211		94.72	0.791	10:14:22.925
7 -	48.501	***26.351***	1:14.852	**(2)**	95.18	0.432	10:15:37.777
8 -	48.716	31.808	1:20.524		88.47	6.104	10:16:58.301

P5 44 TWINS Sam GREEN — Aprillia 660 -

IDEAL LAP TIME : 1:14.689 BEST LAP TIME : 1:14.689 DIFFERENCE : 0.000

LAP	SECTOR 1	SECTOR 2	LAP TIME		MPH	DIFF	TIME OF DAY
1 -	48.961	27.461	1:16.422		93.22	1.733	10:11:42.328
2 -	48.582	27.139	1:15.721	(3)	94.09	1.032	10:12:58.049
3 -	48.284	26.708	1:14.992	**(2)**	95.00	0.303	10:14:13.041
4 -	49.338	27.471	1:16.809		92.75	2.120	10:15:29.850
5 -	***48.208***	***26.481***	***1:14.689***	**(1)**	***95.39***		***10:16:44.539***

Weather / Track : Bright / Dry

Donington Park National: 1.9790 miles
Date: 25/07/2026 Start: 10:06 Finish: 10:16

BMCRC - MRO Championships - Rnd 6 @ Donington Park National

Thunderbike Sport & Supertwins

QUALIFYING - SECTOR ANALYSIS

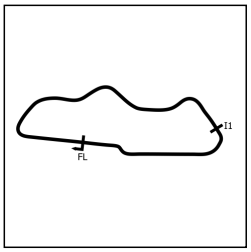

SECTOR 1 = FL to I1, SECTOR 2 = I1 to FL, DIFF = Difference To Personal Best Lap, P = Crossed Finish Line in Pit Lane, D = Time Disallowed

P6 530 Morgan CREASEY — Suzuki GSXR 600 - Green plant

IDEAL LAP TIME : 1:14.786 BEST LAP TIME : 1:14.862 DIFFERENCE : 0.076

LAP	SECTOR 1	SECTOR 2	LAP TIME	MPH	DIFF	TIME OF DAY
1 -	53.745	27.341	1:21.086	87.86	6.224	10:08:10.792
2 -	49.986	26.839	1:16.825	92.73	1.963	10:09:27.617
3 -	49.673	26.761	1:16.434	93.21	1.572	10:10:44.051
4 -	49.095	26.850	1:15.945	93.81	1.083	10:11:59.996
5 -	48.752	26.524	1:15.276 (3)	94.64	0.414	10:13:15.272
6 -	48.452	***26.513***	1:14.965 (2)	95.03	0.103	10:14:30.237
7 -	***48.273***	26.589	***1:14.862*** (1)	***95.17***		***10:15:45.099***

P7 5 Logan STONE — Yamaha R6 -

IDEAL LAP TIME : 1:15.165 BEST LAP TIME : 1:15.165 DIFFERENCE : 0.000

LAP	SECTOR 1	SECTOR 2	LAP TIME	MPH	DIFF	TIME OF DAY
1 -	52.063	27.408	1:19.471	89.65	4.306	10:08:03.920
2 -	50.023	27.255	1:17.278	92.19	2.113	10:09:21.198
3 -	49.721	26.601	1:16.322	93.34	1.157	10:10:37.520
4 -	48.970	26.641	1:15.611 (2)	94.22	0.446	10:11:53.131
5 -	***48.629***	***26.536***	***1:15.165*** (1)	***94.78***		***10:13:08.296***
6 -	49.206	26.995	1:16.201	93.49	1.036	10:14:24.497
7 -	49.553	26.568	1:16.121 (3)	93.59	0.956	10:15:40.618

P8 4 Hayden KILLWORTH — Suzuki GSXR - GreenPlantUK, Helmet City, M.S Racing, Nan, F

IDEAL LAP TIME : 1:15.309 BEST LAP TIME : 1:15.569 DIFFERENCE : 0.260

LAP	SECTOR 1	SECTOR 2	LAP TIME	MPH	DIFF	TIME OF DAY
1 -	51.023	27.269	1:18.292	91.00	2.723	10:08:02.081
2 -	49.102	27.000	1:16.102	93.61	0.533	10:09:18.183
3 -	***48.602***	26.967	***1:15.569*** (1)	***94.27***		***10:10:33.752***
4 -	48.942	***26.707***	1:15.649	94.18	0.080	10:11:49.401
5 -	48.822	26.790	1:15.612 (3)	94.22	0.043	10:13:05.013
6 -	48.699	26.888	1:15.587 (2)	94.25	0.018	10:14:20.600
7 -	49.737	26.851	1:16.588	93.02	1.019	10:15:37.188
8 -	48.888	26.984	1:15.872	93.90	0.303	10:16:53.060

P9 102 James FEARN — Yamaha R6 - Team catching killworths

IDEAL LAP TIME : 1:15.518 BEST LAP TIME : 1:15.585 DIFFERENCE : 0.067

LAP	SECTOR 1	SECTOR 2	LAP TIME	MPH	DIFF	TIME OF DAY
1 -	52.104	27.714	1:19.818	89.26	4.233	10:08:40.948
2 -	50.952	27.587	1:18.539	90.71	2.954	10:09:59.487
3 -	50.293	27.036	1:17.329	92.13	1.744	10:11:16.816
4 -	49.743	26.960	1:16.703	92.88	1.118	10:12:33.519
5 -	***48.863***	26.722	***1:15.585*** (1)	***94.25***		***10:13:49.104***
6 -	49.061	***26.655***	1:15.716 (2)	94.09	0.131	10:15:04.820
7 -	49.132	26.914	1:16.046 (3)	93.68	0.461	10:16:20.866

P10 87 TWINS Finn CHALK — BMW F900 - FCR

IDEAL LAP TIME : 1:15.961 BEST LAP TIME : 1:15.961 DIFFERENCE : 0.000

LAP	SECTOR 1	SECTOR 2	LAP TIME	MPH	DIFF	TIME OF DAY
1 -	52.613	28.260	1:20.873	88.09	4.912	10:08:07.417
2 -	50.495	27.158	1:17.653	91.74	1.692	10:09:25.070
3 -	49.652	26.902	1:16.554 (3)	93.06	0.593	10:10:41.624
4 -	***49.242***	***26.719***	***1:15.961*** (1)	***93.79***		***10:11:57.585***
5 -	49.328	27.028	1:16.356 (2)	93.30	0.395	10:13:13.941
6 -	50.317	IN PIT	1:21.986 P	86.90	6.025	10:14:35.927

BMCRC - MRO Championships - Rnd 6 @ Donington Park National

Thunderbike Sport & Supertwins

QUALIFYING - SECTOR ANALYSIS

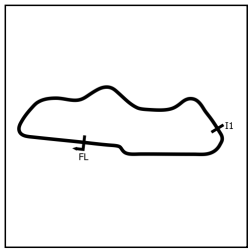

SECTOR 1 = FL to I1, SECTOR 2 = I1 to FL, DIFF = Difference To Personal Best Lap, P = Crossed Finish Line in Pit Lane, D = Time Disallowed

P11 **173** **Daniel SWIFT** — Yamaha R6 - Swift Racing

IDEAL LAP TIME : 1:16.017 BEST LAP TIME : 1:16.017 DIFFERENCE : 0.000

LAP	SECTOR 1	SECTOR 2	LAP TIME	MPH	DIFF	TIME OF DAY
1 -	57.482	29.342	1:26.824	82.05	10.807	10:08:27.915
2 -	53.279	27.887	1:21.166	87.77	5.149	10:09:49.081
3 -	50.215	27.027	1:17.242 (3)	92.23	1.225	10:11:06.323
4 -	50.372	27.184	1:17.556	91.86	1.539	10:12:23.879
5 -	49.486	27.000	1:16.486 (2)	93.14	0.469	10:13:40.365
6 -	***49.352***	***26.665***	***1:16.017 (1)***	***93.72***		***10:14:56.382***
7 -	53.060	IN PIT	1:26.731 **P**	82.14	10.714	10:16:23.113

P12 **66** **TWINS** **Mitch DUCRAN** — Yamaha R7 - JP Haulage / Black Widow Exhausts

IDEAL LAP TIME : 1:15.828 BEST LAP TIME : 1:16.043 DIFFERENCE : 0.215

LAP	SECTOR 1	SECTOR 2	LAP TIME	MPH	DIFF	TIME OF DAY
1 -	51.453	27.401	1:18.854	90.35	2.811	10:08:05.544
2 -	49.970	26.943	1:16.913	92.63	0.870	10:09:22.457
3 -	49.465	26.779	1:16.244	93.44	0.201	10:10:38.701
4 -	***49.249***	26.876	1:16.125 (2)	93.59	0.082	10:11:54.826
5 -	49.807	***26.579***	1:16.386	93.27	0.343	10:13:11.212
6 -	49.321	26.722	***1:16.043 (1)***	***93.69***		***10:14:27.255***
7 -	49.399	26.785	1:16.184 (3)	93.51	0.141	10:15:43.439

P13 **69** **Terry SMITH** — Yamaha R6 - Staxson racing

IDEAL LAP TIME : 1:16.281 BEST LAP TIME : 1:16.721 DIFFERENCE : 0.440

LAP	SECTOR 1	SECTOR 2	LAP TIME	MPH	DIFF	TIME OF DAY
1 -	53.882	28.095	1:21.977	86.91	5.256	10:08:09.255
2 -	50.501	27.087	1:17.588	91.82	0.867	10:09:26.843
3 -	50.660	27.472	1:18.132	91.18	1.411	10:10:44.975
4 -	50.345	27.145	1:17.490 (3)	91.94	0.769	10:12:02.465
5 -	***49.413***	27.631	1:17.044 (2)	92.47	0.323	10:13:19.509
6 -	49.853	***26.868***	***1:16.721 (1)***	***92.86***		***10:14:36.230***
7 -	50.115	27.379	1:17.494	91.93	0.773	10:15:53.724

P14 **33** **Mark BISWELL** — Yamaha FZR600R - Cappagh Consult Ltd

IDEAL LAP TIME : 1:16.350 BEST LAP TIME : 1:16.727 DIFFERENCE : 0.377

LAP	SECTOR 1	SECTOR 2	LAP TIME	MPH	DIFF	TIME OF DAY
1 -	53.774	27.357	1:21.131	87.81	4.404	10:08:10.543
2 -	50.829	27.274	1:18.103	91.22	1.376	10:09:28.646
3 -	49.897	***27.028***	1:16.925 (2)	92.61	0.198	10:10:45.571
4 -	49.956	27.235	1:17.191 (3)	92.29	0.464	10:12:02.762
5 -	***49.322***	36.512	1:25.834	83.00	9.107	10:13:28.596
6 -	50.680	27.159	1:17.839	91.53	1.112	10:14:46.435
7 -	49.603	27.124	***1:16.727 (1)***	***92.85***		***10:16:03.162***

P15 **153** **Jordan KILLWORTH** — Suzuki GSX-R600 - Greenplant/Pass Bike/M.S Racing

IDEAL LAP TIME : 1:16.666 BEST LAP TIME : 1:16.912 DIFFERENCE : 0.246

LAP	SECTOR 1	SECTOR 2	LAP TIME	MPH	DIFF	TIME OF DAY
1 -	54.320	28.960	1:23.280	85.55	6.368	10:08:07.981
2 -	50.671	27.328	1:17.999	91.34	1.087	10:09:25.980
3 -	51.072	27.650	1:18.722	90.50	1.810	10:10:44.702
4 -	50.453	27.487	1:17.940	91.41	1.028	10:12:02.642
5 -	***49.700***	27.323	1:17.023 (2)	92.50	0.111	10:13:19.665
6 -	49.946	***26.966***	***1:16.912 (1)***	***92.63***		***10:14:36.577***
7 -	50.109	27.142	1:17.251 (3)	92.22	0.339	10:15:53.828

BMCRC - MRO Championships - Rnd 6 @ Donington Park National

Thunderbike Sport & Supertwins

QUALIFYING - SECTOR ANALYSIS

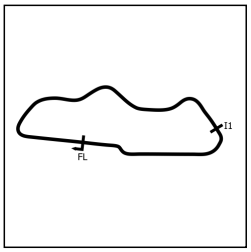

SECTOR 1 = FL to I1, SECTOR 2 = I1 to FL, DIFF = Difference To Personal Best Lap, P = Crossed Finish Line in Pit Lane, D = Time Disallowed

P16 64 Rob SALTMER — Kawasaki ZX6R - M-FIRE - UNION JACKED

IDEAL LAP TIME : 1:17.232 BEST LAP TIME : 1:17.240 DIFFERENCE : 0.008

LAP	SECTOR 1	SECTOR 2	LAP TIME	MPH	DIFF	TIME OF DAY
1 -	52.543	27.842	1:20.385	88.63	3.145	10:08:05.123
2 -	50.601	27.446	1:18.047	91.28	0.807	10:09:23.170
3 -	51.109	28.275	1:19.384	89.74	2.144	10:10:42.554
4 -	50.849	27.602	1:18.451	90.81	1.211	10:12:01.005
5 -	50.574	27.144	1:17.718 (3)	91.67	0.478	10:13:18.723
6 -	50.109	***27.131***	***1:17.240*** (1)	***92.24***		***10:14:35.963***
7 -	***50.101***	27.178	1:17.279 (2)	92.19	0.039	10:15:53.242

P17 414 TWINS James FORD — Aprilia RS660 -

IDEAL LAP TIME : 1:18.214 BEST LAP TIME : 1:18.214 DIFFERENCE : 0.000

LAP	SECTOR 1	SECTOR 2	LAP TIME	MPH	DIFF	TIME OF DAY
1 -	54.929	30.107	1:25.036	83.78	6.822	10:08:16.867
2 -	52.100	28.663	1:20.763	88.21	2.549	10:09:37.630
3 -	51.605	28.247	1:19.852	89.22	1.638	10:10:57.482
4 -	50.942	27.883	1:18.825 (2)	90.38	0.611	10:12:16.307
5 -	51.216	28.136	1:19.352	89.78	1.138	10:13:35.659
6 -	50.937	27.906	1:18.843 (3)	90.36	0.629	10:14:54.502
7 -	***50.448***	***27.766***	***1:18.214*** (1)	***91.09***		***10:16:12.716***

P18 751 Lucian Silviu SINCA — Kawasaki ZX6R B1H -

IDEAL LAP TIME : 1:18.991 BEST LAP TIME : 1:18.991 DIFFERENCE : 0.000

LAP	SECTOR 1	SECTOR 2	LAP TIME	MPH	DIFF	TIME OF DAY
1 -	OUTLAP	29.316	1:48.894	65.42	29.903	10:09:56.488
2 -	53.110	28.132	1:21.242	87.69	2.251	10:11:17.730
3 -	52.378	27.891	1:20.269 (3)	88.75	1.278	10:12:37.999
4 -	51.758	28.372	1:20.130 (2)	88.91	1.139	10:13:58.129
5 -	52.567	28.199	1:20.766	88.21	1.775	10:15:18.895
6 -	***51.470***	***27.521***	***1:18.991*** (1)	***90.19***		***10:16:37.886***

P19 81 TWINS Malvern MAY — Aprilia RS660 - IMP racing

IDEAL LAP TIME : 1:19.608 BEST LAP TIME : 1:19.756 DIFFERENCE : 0.148

LAP	SECTOR 1	SECTOR 2	LAP TIME	MPH	DIFF	TIME OF DAY
1 -	58.515	29.564	1:28.079	80.88	8.323	10:08:25.096
2 -	53.324	30.851	1:24.175	84.64	4.419	10:09:49.271
3 -	52.571	***28.189***	1:20.760	88.21	1.004	10:11:10.031
4 -	52.034	28.698	1:20.732	88.25	0.976	10:12:30.763
5 -	52.122	28.489	1:20.611 (3)	88.38	0.855	10:13:51.374
6 -	***51.419***	28.337	***1:19.756*** (1)	***89.33***		***10:15:11.130***
7 -	51.465	28.481	1:19.946 (2)	89.11	0.190	10:16:31.076

P20 162 Max PRIESTLEY — Suzuki SV650 -

IDEAL LAP TIME : 1:20.143 BEST LAP TIME : 1:20.143 DIFFERENCE : 0.000

LAP	SECTOR 1	SECTOR 2	LAP TIME	MPH	DIFF	TIME OF DAY
1 -	57.084	29.863	1:26.947	81.94	6.804	10:08:24.098
2 -	53.493	28.977	1:22.470	86.39	2.327	10:09:46.568
3 -	52.127	28.640	1:20.767 (2)	88.21	0.624	10:11:07.335
4 -	52.704	28.720	1:21.424	87.50	1.281	10:12:28.759
5 -	52.584	28.890	1:21.474	87.44	1.331	10:13:50.233
6 -	52.258	28.838	1:21.096 (3)	87.85	0.953	10:15:11.329
7 -	***51.758***	***28.385***	***1:20.143*** (1)	***88.89***		***10:16:31.472***

BMCRC - MRO Championships - Rnd 6 @ Donington Park National

Thunderbike Sport & Supertwins

QUALIFYING - SECTOR ANALYSIS

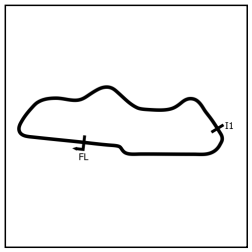

SECTOR 1 = FL to I1, SECTOR 2 = I1 to FL, DIFF = Difference To Personal Best Lap, P = Crossed Finish Line in Pit Lane, D = Time Disallowed

P21 333 Andrew HOUGHTON — Suzuki TL1000S - Techoir & The Bike Experience

IDEAL LAP TIME : 1:20.213 BEST LAP TIME : 1:20.213 DIFFERENCE : 0.000

LAP	SECTOR 1	SECTOR 2	LAP TIME		MPH	DIFF	TIME OF DAY
1 -	55.363	28.480	1:23.843		84.97	3.630	10:09:54.141
2 -	52.702	28.256	1:20.958	(2)	88.00	0.745	10:11:15.099
3 -	53.631	28.528	1:22.159	(3)	86.71	1.946	10:12:37.258
4 -	***52.127***	***28.086***	***1:20.213***	**(1)**	***88.82***		***10:13:57.471***
5 -	53.017	IN PIT	1:24.449	**P**	84.36	4.236	10:15:21.920

P22 94 Alec BURNELL — Kawasaki ZX6R -

IDEAL LAP TIME : 1:20.243 BEST LAP TIME : 1:20.243 DIFFERENCE : 0.000

LAP	SECTOR 1	SECTOR 2	LAP TIME		MPH	DIFF	TIME OF DAY
1 -	1:02.543	33.028	1:35.571		74.54	15.328	10:08:30.286
2 -	57.749	30.255	1:28.004		80.95	7.761	10:09:58.290
3 -	53.321	29.092	1:22.413		86.45	2.170	10:11:20.703
4 -	52.707	28.669	1:21.376	(3)	87.55	1.133	10:12:42.079
5 -	53.176	29.057	1:22.233		86.63	1.990	10:14:04.312
6 -	53.076	28.174	1:21.250	(2)	87.68	1.007	10:15:25.562
7 -	***52.253***	***27.990***	***1:20.243***	**(1)**	***88.78***		***10:16:45.805***

P23 557 John WILTON — Yamaha R6 - Repetition Roasters

IDEAL LAP TIME : 1:20.316 BEST LAP TIME : 1:20.316 DIFFERENCE : 0.000

LAP	SECTOR 1	SECTOR 2	LAP TIME		MPH	DIFF	TIME OF DAY
1 -	56.640	28.832	1:25.472		83.35	5.156	10:08:14.122
2 -	53.527	28.390	1:21.917	(3)	86.97	1.601	10:09:36.039
3 -	52.385	28.386	1:20.771	(2)	88.20	0.455	10:10:56.810
4 -	***51.943***	***28.373***	***1:20.316***	**(1)**	***88.70***		***10:12:17.126***
5 -	55.668	IN PIT	1:30.949	**P**	78.33	10.633	10:13:48.075

P24 85 Andrew KITE — Ducati 749 - Red Rebel Racing

IDEAL LAP TIME : 1:21.050 BEST LAP TIME : 1:21.050 DIFFERENCE : 0.000

LAP	SECTOR 1	SECTOR 2	LAP TIME		MPH	DIFF	TIME OF DAY
1 -	58.977	29.977	1:28.954		80.09	7.904	10:08:23.867
2 -	56.622	29.973	1:26.595		82.27	5.545	10:09:50.462
3 -	54.206	29.231	1:23.437		85.38	2.387	10:11:13.899
4 -	54.665	29.277	1:23.942		84.87	2.892	10:12:37.841
5 -	53.326	28.339	1:21.665	(2)	87.24	0.615	10:13:59.506
6 -	53.184	28.542	1:21.726	(3)	87.17	0.676	10:15:21.232
7 -	***52.952***	***28.098***	***1:21.050***	**(1)**	***87.90***		***10:16:42.282***

P25 46 TWINS Isobel CARTER — Yamaha R7 - Celtic Yamaha

IDEAL LAP TIME : 1:20.819 BEST LAP TIME : 1:21.099 DIFFERENCE : 0.280

LAP	SECTOR 1	SECTOR 2	LAP TIME		MPH	DIFF	TIME OF DAY
1 -	59.129	30.351	1:29.480		79.62	8.381	10:08:25.290
2 -	55.538	29.889	1:25.427		83.40	4.328	10:09:50.717
3 -	53.874	29.482	1:23.356		85.47	2.257	10:11:14.073
4 -	***52.479***	28.620	***1:21.099***	**(1)**	***87.85***		***10:12:35.172***
5 -	53.223	***28.340***	1:21.563	(2)	87.35	0.464	10:13:56.735
6 -	53.182	29.726	1:22.908		85.93	1.809	10:15:19.643
7 -	53.562	28.815	1:22.377	(3)	86.48	1.278	10:16:42.020

BMCRC - MRO Championships - Rnd 6 @ Donington Park National

Thunderbike Sport & Supertwins

QUALIFYING - SECTOR ANALYSIS

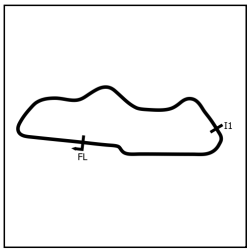

SECTOR 1 = FL to I1, SECTOR 2 = I1 to FL, DIFF = Difference To Personal Best Lap, P = Crossed Finish Line in Pit Lane, D = Time Disallowed

P26 164 Adam FEARNLEY Suzuki SV650 -

IDEAL LAP TIME : 1:21.224 BEST LAP TIME : 1:21.224 DIFFERENCE : 0.000

LAP	SECTOR 1	SECTOR 2	LAP TIME	MPH	DIFF	TIME OF DAY
1 -	59.883	31.194	1:31.077	78.22	9.853	10:08:29.095
2 -	54.117	29.454	1:23.571	85.25	2.347	10:09:52.666
3 -	52.878	29.012	1:21.890 (3)	87.00	0.666	10:11:14.556
4 -	52.777	28.615	1:21.392 (2)	87.53	0.168	10:12:35.948
5 -	***52.661***	***28.563***	***1:21.224 (1)***	***87.71***		***10:13:57.172***
6 -	53.643	IN PIT	1:28.925 **P**	80.11	7.701	10:15:26.097

P27 75 Stewart MAY Honda CBR600F3 - JOE'S taxidermy, You Snuff 'em ,We Stuff 'e

IDEAL LAP TIME : 1:21.422 BEST LAP TIME : 1:21.650 DIFFERENCE : 0.228

LAP	SECTOR 1	SECTOR 2	LAP TIME	MPH	DIFF	TIME OF DAY
1 -	58.356	30.334	1:28.690	80.33	7.040	10:08:23.311
2 -	55.672	29.560	1:25.232	83.59	3.582	10:09:48.543
3 -	54.208	29.046	1:23.254	85.57	1.604	10:11:11.797
4 -	53.645	29.067	1:22.712 (3)	86.13	1.062	10:12:34.509
5 -	53.139	***28.511***	***1:21.650 (1)***	***87.25***		***10:13:56.159***
6 -	54.093	29.071	1:23.164	85.66	1.514	10:15:19.323
7 -	***52.911***	29.111	1:22.022 (2)	86.86	0.372	10:16:41.345

P28 172 Andrew ROBINSON Yamaha YZF R6 -

IDEAL LAP TIME : 1:21.693 BEST LAP TIME : 1:21.693 DIFFERENCE : 0.000

LAP	SECTOR 1	SECTOR 2	LAP TIME	MPH	DIFF	TIME OF DAY
1 -	1:00.588	30.778	1:31.366	77.97	9.673	10:08:29.049
2 -	58.386	29.999	1:28.385	80.60	6.692	10:09:57.434
3 -	***53.016***	***28.677***	***1:21.693 (1)***	***87.21***		***10:11:19.127***
4 -	53.109	28.963	1:22.072 (2)	86.80	0.379	10:12:41.199
5 -	53.786	28.761	1:22.547 (3)	86.31	0.854	10:14:03.746
6 -	55.804	30.332	1:26.136	82.71	4.443	10:15:29.882

P29 12 TWINS Andy JACKSON Kawasaki ER650 - Andy Jackson Racing Club 12

IDEAL LAP TIME : 1:21.831 BEST LAP TIME : 1:21.831 DIFFERENCE : 0.000

LAP	SECTOR 1	SECTOR 2	LAP TIME	MPH	DIFF	TIME OF DAY
1 -	57.733	30.630	1:28.363	80.62	6.532	10:08:24.628
2 -	55.411	30.114	1:25.525	83.30	3.694	10:09:50.153
3 -	53.000	29.448	1:22.448 (3)	86.41	0.617	10:11:12.601
4 -	53.208	29.112	1:22.320 (2)	86.54	0.489	10:12:34.921
5 -	54.057	29.122	1:23.179	85.65	1.348	10:13:58.100
6 -	55.234	29.110	1:24.344	84.47	2.513	10:15:22.444
7 -	***52.797***	***29.034***	***1:21.831 (1)***	***87.06***		***10:16:44.275***

P30 38 TWINS David LUFF BMW F900 - ATP & Sarah O'Neill

IDEAL LAP TIME : 1:21.867 BEST LAP TIME : 1:21.867 DIFFERENCE : 0.000

LAP	SECTOR 1	SECTOR 2	LAP TIME	MPH	DIFF	TIME OF DAY
1 -	***54.267***	***27.600***	***1:21.867 (1)***	***87.02***		***10:08:09.780***
2 -	9:07.631	IN PIT	9:48.606 **P**	12.10	8:26.739	10:17:58.386

P31 679 Gene GOODRUM Suzuki GSXR 600 - Delta T Racing

IDEAL LAP TIME : 1:22.598 BEST LAP TIME : 1:22.780 DIFFERENCE : 0.182

LAP	SECTOR 1	SECTOR 2	LAP TIME	MPH	DIFF	TIME OF DAY
1 -	1:01.721	30.256	1:31.977	77.46	9.197	10:08:27.576
2 -	56.058	29.251	1:25.309	83.51	2.529	10:09:52.885
3 -	54.790	***29.091***	1:23.881 (2)	84.93	1.101	10:11:16.766
4 -	54.665	29.296	1:23.961 (3)	84.85	1.181	10:12:40.727
5 -	***53.507***	29.273	***1:22.780 (1)***	***86.06***		***10:14:03.507***

Weather / Track : Bright / Dry

Donington Park National: 1.9790 miles
Date: 25/07/2026 Start: 10:06 Finish: 10:16

BMCRC - MRO Championships - Rnd 6 @ Donington Park National

Thunderbike Sport & Supertwins

QUALIFYING - SECTOR ANALYSIS

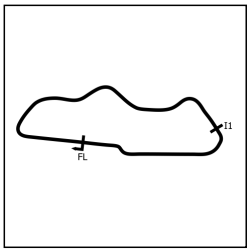

SECTOR 1 = FL to I1, SECTOR 2 = I1 to FL, DIFF = Difference To Personal Best Lap, P = Crossed Finish Line in Pit Lane, D = Time Disallowed

P32 53 Peter HAMMOND — Suzuki SRAD -

IDEAL LAP TIME : 1:22.930 BEST LAP TIME : 1:22.930 DIFFERENCE : 0.000

LAP	SECTOR 1	SECTOR 2	LAP TIME		MPH	DIFF	TIME OF DAY
1 -	56.800	29.746	1:26.546		82.32	3.616	10:08:15.652
2 -	***53.930***	***29.000***	***1:22.930***	***(1)***	***85.91***		***10:09:38.582***
3 -	55.423	29.692	1:25.115		83.70	2.185	10:11:03.697
4 -	54.924	29.313	1:24.237	**(3)**	84.57	1.307	10:12:27.934
5 -	54.461	29.562	1:24.023	**(2)**	84.79	1.093	10:13:51.957
6 -	57.293	IN PIT	1:33.095	**P**	76.53	10.165	10:15:25.052

P33 96 TWINS Jared OAKLEY — Kawasaki ER6 - Delta T Racing

IDEAL LAP TIME : 1:24.054 BEST LAP TIME : 1:24.481 DIFFERENCE : 0.427

LAP	SECTOR 1	SECTOR 2	LAP TIME		MPH	DIFF	TIME OF DAY
1 -	1:00.529	32.149	1:32.678		76.87	8.197	10:08:38.158
2 -	55.012	***30.152***	1:25.164	**(3)**	83.65	0.683	10:10:03.322
3 -	54.396	30.316	1:24.712	**(2)**	84.10	0.231	10:11:28.034
4 -	***53.902***	30.579	***1:24.481***	***(1)***	***84.33***		***10:12:52.515***
5 -	55.441	30.238	1:25.679		83.15	1.198	10:14:18.194
6 -	55.349	30.156	1:25.505		83.32	1.024	10:15:43.699

P34 35 TWINS Stuart THURTLE — Aprilia RS660 - STRacing TeamTortoise / DWP

IDEAL LAP TIME : 1:25.463 BEST LAP TIME : 1:25.463 DIFFERENCE : 0.000

LAP	SECTOR 1	SECTOR 2	LAP TIME		MPH	DIFF	TIME OF DAY
1 -	1:00.680	30.558	1:31.238		78.08	5.775	10:08:30.755
2 -	57.741	30.539	1:28.280		80.70	2.817	10:09:59.035
3 -	55.918	29.955	1:25.873	**(2)**	82.96	0.410	10:11:24.908
4 -	55.948	29.994	1:25.942	**(3)**	82.90	0.479	10:12:50.850
5 -	56.059	30.407	1:26.466		82.39	1.003	10:14:17.316
6 -	***55.746***	***29.717***	***1:25.463***	***(1)***	***83.36***		***10:15:42.779***

P35 786 TWINS Ben MIETUS — Yamaha R7 - Hunts Motorcycles

IDEAL LAP TIME : 1:25.490 BEST LAP TIME : 1:25.893 DIFFERENCE : 0.403

LAP	SECTOR 1	SECTOR 2	LAP TIME		MPH	DIFF	TIME OF DAY
1 -	1:00.386	32.200	1:32.586		76.95	6.693	10:08:31.636
2 -	57.520	30.755	1:28.275		80.70	2.382	10:09:59.911
3 -	55.581	30.456	1:26.037	**(2)**	82.80	0.144	10:11:25.948
4 -	55.556	31.004	1:26.560	**(3)**	82.30	0.667	10:12:52.508
5 -	***55.160***	30.733	***1:25.893***	***(1)***	***82.94***		***10:14:18.401***
6 -	56.236	***30.330***	1:26.566		82.30	0.673	10:15:44.967

P36 73 TWINS David RANSOME — Suzuki GSX8S - Hunts Motorcycles

IDEAL LAP TIME : 1:24.224 BEST LAP TIME : 1:26.070 DIFFERENCE : 1.846

LAP	SECTOR 1	SECTOR 2	LAP TIME		MPH	DIFF	TIME OF DAY
1 -	55.733	***30.337***	***1:26.070***	***(1)***	***82.77***		***10:08:16.614***
2 -	***53.887***	IN PIT	1:28.031	**P**	80.93	1.961	10:09:44.645

Weather / Track : Bright / Dry

Donington Park National: 1.9790 miles
Date: 25/07/2026 Start: 10:06 Finish: 10:16

BMCRC - MRO Championships - Rnd 6 @ Donington Park National

Thunderbike Sport & Supertwins

QUALIFYING - BEST SECTORS

	SECTOR 1		SECTOR 2	
POS	NO	TIME	NO	TIME
1	54	47.911	27	26.156
2	51	47.950	54	26.181
3	21	47.997	21	26.292
4	27	48.190	51	26.351
5	44	48.208	44	26.481
6	530	48.273	530	26.513
7	4	48.602	5	26.536
8	5	48.629	66	26.579
9	102	48.863	102	26.655
10	87	49.242	173	26.665
11	66	49.249	4	26.707
12	33	49.322	87	26.719
13	173	49.352	69	26.868
14	69	49.413	153	26.966
15	153	49.700	33	27.028
16	64	50.101	64	27.131
17	414	50.448	751	27.521
18	81	51.419	38	27.600
19	751	51.470	414	27.766
20	162	51.758	94	27.990
21	557	51.943	333	28.086
22	333	52.127	85	28.098
23	94	52.253	81	28.189
24	46	52.479	46	28.340
25	164	52.661	557	28.373
26	12	52.797	162	28.385
27	75	52.911	75	28.511
28	85	52.952	164	28.563
29	172	53.016	172	28.677
30	679	53.507	53	29.000
31	73	53.887	12	29.034
32	96	53.902	679	29.091
33	53	53.930	35	29.717
34	38	54.267	96	30.152
35	786	55.160	786	30.330
36	35	55.746	73	30.337

IDEAL / BEST COMPARISON

POS	NO	NAME	IDEAL	BEST	DIFF
		PERFECT LAP	1:14.067		
1	54	JAMISON	1:14.092	1:14.092	0.000
2	21	FINNIS	1:14.289	1:14.313	0.024
3	51	BRAY	1:14.301	1:14.420	0.119
4	27	BROWN	1:14.346	1:14.346	0.000
5	44	GREEN	1:14.689	1:14.689	0.000
6	530	CREASEY	1:14.786	1:14.862	0.076
7	5	STONE	1:15.165	1:15.165	0.000
8	4	KILLWORTH	1:15.309	1:15.569	0.260
9	102	FEARN	1:15.518	1:15.585	0.067
10	66	DUCRAN	1:15.828	1:16.043	0.215
11	87	CHALK	1:15.961	1:15.961	0.000
12	173	SWIFT	1:16.017	1:16.017	0.000
13	69	SMITH	1:16.281	1:16.721	0.440
14	33	BISWELL	1:16.350	1:16.727	0.377
15	153	KILLWORTH	1:16.666	1:16.912	0.246
16	64	SALTMER	1:17.232	1:17.240	0.008
17	414	FORD	1:18.214	1:18.214	0.000
18	751	SINCA	1:18.991	1:18.991	0.000
19	81	MAY	1:19.608	1:19.756	0.148
20	162	PRIESTLEY	1:20.143	1:20.143	0.000
21	333	HOUGHTON	1:20.213	1:20.213	0.000
22	94	BURNELL	1:20.243	1:20.243	0.000
23	557	WILTON	1:20.316	1:20.316	0.000
24	46	CARTER	1:20.819	1:21.099	0.280
25	85	KITE	1:21.050	1:21.050	0.000
26	164	FEARNLEY	1:21.224	1:21.224	0.000
27	75	MAY	1:21.422	1:21.650	0.228
28	172	ROBINSON	1:21.693	1:21.693	0.000
29	12	JACKSON	1:21.831	1:21.831	0.000
30	38	LUFF	1:21.867	1:21.867	0.000
31	679	GOODRUM	1:22.598	1:22.780	0.182
32	53	HAMMOND	1:22.930	1:22.930	0.000
33	96	OAKLEY	1:24.054	1:24.481	0.427
34	73	RANSOME	1:24.224	1:26.070	1.846
35	35	THURTLE	1:25.463	1:25.463	0.000
36	786	MIETUS	1:25.490	1:25.893	0.403

Weather / Track : Bright / Dry

Donington Park National: 1.9790 miles
Date: 25/07/2026 Start: 10:06 Finish: 10:16

Results can be found at www.tsl-timing.com

Printed - 10:18 Saturday, 25 July 2026

BMCRC - MRO Championships - Rnd 6 @ Donington Park National

Thunderbike Sport & Supertwins

QUALIFYING - STATISTICS

Competitors Started	36
Planned Start	2026-07-25 @ 09:49:00.000
Actual Start	2026-07-25 @ 10:06:20.282
Finish Time	2026-07-25 @ 10:16:18.859
Track Length	1.9790mi.
Total Laps	229
Total Distance Covered	453.2063mi.

Session Fastest Lap History

NO	CL	NAME	LAP TIME	TIME OF DAY	LAP	VEHICLE
54		**Adam JAMISON**	**1:16.944**	10:08:00.090	1	Yamaha R6
54		**Adam JAMISON**	**1:15.502**	10:09:15.592	2	Yamaha R6
21	TWINS	**Toby FINNIS**	**1:15.285**	10:09:15.903	2	Triumph Daytona 660
54		**Adam JAMISON**	**1:14.963**	10:10:30.555	3	Yamaha R6
54		**Adam JAMISON**	**1:14.863**	10:11:45.418	4	Yamaha R6
54		**Adam JAMISON**	**1:14.092**	10:12:59.510	5	Yamaha R6

Flag History

TYPE	TIME OF DAY
GREEN	10:06:20.282
FINISH	10:16:18.859

Flag Statistics

TYPE	COUNT	TOTAL LAPS	TOTAL TIME
Green	1	8	11:39.144
Red	0	0	0.000
Safety Car	0	0	0.000
FCY	0	0	0.000

BMCRC - MRO Championships - Rnd 6 @ Donington Park National

Thunderbike Sport & Supertwins

QUALIFYING - STATISTICS

CLASS : 21 Starters

Fastest Lap History

NO	NAME	LAP TIME	TIME OF DAY	LAP	VEHICLE
54	**Adam JAMISON**	**1:16.944**	10:08:00.090	1	Yamaha R6
54	**Adam JAMISON**	**1:15.502**	10:09:15.592	2	Yamaha R6
54	**Adam JAMISON**	**1:14.963**	10:10:30.555	3	Yamaha R6
54	**Adam JAMISON**	**1:14.863**	10:11:45.418	4	Yamaha R6
54	**Adam JAMISON**	**1:14.092**	10:12:59.510	5	Yamaha R6

BMCRC - MRO Championships - Rnd 6 @ Donington Park National

Thunderbike Sport & Supertwins

QUALIFYING - STATISTICS

CLASS : TWINS

15 Starters

Fastest Lap History

NO	NAME	LAP TIME	TIME OF DAY	LAP	VEHICLE
21	**Toby FINNIS**	**1:17.554**	10:08:00.618	1	Triumph Daytona 660
21	**Toby FINNIS**	**1:15.285**	10:09:15.903	2	Triumph Daytona 660
21	**Toby FINNIS**	**1:15.270**	10:10:31.173	3	Triumph Daytona 660
51	**Dan BRAY**	**1:15.158**	10:10:38.103	3	Yamaha R7
21	**Toby FINNIS**	**1:14.927**	10:11:46.100	4	Triumph Daytona 660
21	**Toby FINNIS**	**1:14.313**	10:13:00.413	5	Triumph Daytona 660

BMCRC - MRO Championships - Rnd 6 @ Donington Park National

Thunderbike Sport & Supertwins

RACE 4 - GRID (7 Laps)

ROW 13	39 **402** Kaine FARR	38 **331** Greg WRIGHT	37 **58** James SHEEHAN
ROW 12	36 **73** David RANSOME 1:26.070	35 **786** Ben MIETUS 1:25.893	34 **35** Stuart THURTLE 1:25.463
ROW 11	33 **96** Jared OAKLEY 1:24.481	32 **53** Peter HAMMOND 1:22.930	31 **679** Gene GOODRUM 1:22.780
ROW 10	30 **38** David LUFF 1:21.867	29 **12** Andy JACKSON 1:21.831	28 **172** Andrew ROBINSON 1:21.693
ROW 9	27 **75** Stewart MAY 1:21.650	26 **164** Adam FEARNLEY 1:21.224	25 **46** Isobel CARTER 1:21.099
ROW 8	24 **85** Andrew KITE 1:21.050	23 **557** John WILTON 1:20.316	22 **94** Alec BURNELL 1:20.243
ROW 7	21 **333** Andrew HOUGHTON 1:20.213	20 **162** Max PRIESTLEY 1:20.143	19 **81** Malvern MAY 1:19.756
ROW 6	18 **751** Lucian Silviu SINCA 1:18.991	17 **414** James FORD 1:18.214	16 **64** Rob SALTMER 1:17.240
ROW 5	15 **153** Jordan KILLWORTH 1:16.912	14 **33** Mark BISWELL 1:16.727	13 **69** Terry SMITH 1:16.721
ROW 4	12 **66** Mitch DUCRAN 1:16.043	11 **173** Daniel SWIFT 1:16.017	10 **87** Finn CHALK 1:15.961
ROW 3	9 **102** James FEARN 1:15.585	8 **4** Hayden KILLWORTH 1:15.569	7 **5** Logan STONE 1:15.165
ROW 2	6 **530** Morgan CREASEY 1:14.862	5 **44** Sam GREEN 1:14.689	4 **51** Dan BRAY 1:14.420
ROW 1	3 **27** Ben BROWN 1:14.346	2 **21** Toby FINNIS 1:14.313	1 **54** Adam JAMISON 1:14.092

Pole

These results are provisional until the conclusion of any judicial and technical matters.

Donington Park National: 1.9790 miles

Clerk Of Course: Caroline Patterson / Andy Brown	Timekeeper: Richard Evans	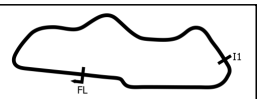

Results can be found at www.tsl-timing.com

Printed - 10:20 Saturday, 25 July 2026

BMCRC - MRO Championships - Rnd 6 @ Donington Park National

Thunderbike Sport & Supertwins

RACE 4 - CLASSIFICATION

Race Distance: 7 Laps / 13.85 miles

POS	NO	CL	PIC	NAME	ENTRY	LAPS	TIME	GAP	DIFF	MPH	BEST	ON	GRD	↑↓
1	44	TWINS	1	Sam GREEN	Aprillia 660 -	7	8:45.343			94.67	1:14.169	5	5	4
2	54		1	Adam JAMISON	Yamaha R6 - Hazel Tree Estates LTD	7	8:47.733	2.390	2.390	94.24	1:14.369	6	1	-1
3	51	TWINS	2	Dan BRAY	Yamaha R7 -	7	8:47.888	2.545	0.155	94.21	1:14.362	6	4	1
4	27	TWINS	3	Ben BROWN	Triumph Daytona 660 - Hunts Motorcycles	7	8:47.959	2.616	0.071	94.20	1:14.032	5	3	-1
5	21	TWINS	4	Toby FINNIS	Triumph Daytona 660 - JPG Racing	7	8:47.976	2.633	0.017	94.20	1:14.251	6	2	-3
6	530		2	Morgan CREASEY	Suzuki GSXR 600 - Green plant	7	8:51.755	6.412	3.779	93.53	1:14.413	4	6	0
7	66	TWINS	5	Mitch DUCRAN	Yamaha R7 - JP Haulage / Black Widow Exhausts	7	8:51.864	6.521	0.109	93.51	1:14.503	4	12	5
8	102		3	James FEARN	Yamaha R6 - Team catching killworths	7	8:51.986	6.643	0.122	93.49	1:14.314	4	9	1
9	5		4	Logan STONE	Yamaha R6 -	7	8:52.117	6.774	0.131	93.46	1:14.709	4	7	-2
10	87	TWINS	6	Finn CHALK	BMW F900 - FCR	7	8:57.241	11.898	5.124	92.57	1:15.563	3	10	0
11	4		5	Hayden KILLWORTH	Suzuki GSXR - GreenPlantUK, Helmet City, M.S Racing, Nar	7	8:57.304	11.961	0.063	92.56	1:15.508	4	8	-3
12	173		6	Daniel SWIFT	Yamaha R6 - Swift Racing	7	9:01.019	15.676	3.715	91.93	1:15.530	6	11	-1
13	153		7	Jordan KILLWORTH	Suzuki GSX-R600 - Greenplant/Pass Bike/M.S Racing	7	9:05.076	19.733	4.057	91.24	1:16.501	4	15	2
14	33		8	Mark BISWELL	Yamaha FZR600R - Cappagh Consult Ltd	7	9:05.443	20.100	0.367	91.18	1:16.596	2	14	0
15	64		9	Rob SALTMER	Kawasaki ZX6R - M-FIRE - UNION JACKED	7	9:10.847	25.504	5.404	90.29	1:17.510	6	16	1
16	414	TWINS	7	James FORD	Aprilia RS660 -	7	9:11.174	25.831	0.327	90.23	1:17.341	4	17	1
17	81	TWINS	8	Malvern MAY	Aprilia RS660 - IMP racing	7	9:18.264	32.921	7.090	89.09	1:17.949	2	19	2
18	402		10	Kaine FARR	Suzuki GSXR - The Elms B&B Snetterton	7	9:23.104	37.761	4.840	88.32	1:17.656	7	39	21
19	557*		11	John WILTON	Yamaha R6 - Repetition Roasters	7	9:26.326	40.983	3.222	87.82	1:19.258	7	23	4
20	751		12	Lucian Silviu SINCA	Kawasaki ZX6R B1H -	7	9:26.469	41.126	0.143	87.80	1:17.117	7	18	-2
21	38	TWINS	9	David LUFF	BMW F900 - ATP & Sarah O'Neill	7	9:26.709	41.366	0.240	87.76	1:19.350	6	30	9
22	162		13	Max PRIESTLEY	Suzuki SV650 -	7	9:27.371	42.028	0.662	87.66	1:19.303	7	20	-2
23	333		14	Andrew HOUGHTON	Suzuki TL1000S - Techoir & The Bike Experience	7	9:27.729	42.386	0.358	87.60	1:18.577	7	21	-2
24	164		15	Adam FEARNLEY	Suzuki SV650 -	7	9:31.942	46.599	4.213	86.95	1:20.170	4	26	2
25	75		16	Stewart MAY	Honda CBR600F3 - JOE'S taxidermy, You Snuff 'em ,We Stu	7	9:33.456	48.113	1.514	86.73	1:20.119	2	27	2
26	73	TWINS	10	David RANSOME	Suzuki GSX8S - Hunts Motorcycles	7	9:33.644	48.301	0.188	86.70	1:19.417	5	36	10
27	94		17	Alec BURNELL	Kawasaki ZX6R -	7	9:34.054	48.711	0.410	86.63	1:20.400	4	22	-5
28	46	TWINS	11	Isobel CARTER	Yamaha R7 - Celtic Yamaha	7	9:37.127	51.784	3.073	86.17	1:20.704	7	25	-3
29	679		18	Gene GOODRUM	Suzuki GSXR 600 - Delta T Racing	7	9:40.849	55.506	3.722	85.62	1:21.018	5	31	2
30	172		19	Andrew ROBINSON	Yamaha YZF R6 -	7	9:41.252	55.909	0.403	85.56	1:19.941	4	28	-2
31	85		20	Andrew KITE	Ducati 749 - Red Rebel Racing	7	9:42.595	57.252	1.343	85.36	1:21.358	4	24	-7
32	12	TWINS	12	Andy JACKSON	Kawasaki ER650 - Andy Jackson Racing Club 12	7	9:42.691	57.348	0.096	85.35	1:21.220	2	29	-3
33	96	TWINS	13	Jared OAKLEY	Kawasaki ER6 - Delta T Racing	7	10:05.222	1:19.879	22.531	82.17	1:24.474	3	33	0
34	35	TWINS	14	Stuart THURTLE	Aprilia RS660 - STRacing TeamTortoise / DWP	7	10:10.646	1:25.303	5.424	81.44	1:25.675	2	34	0
35	786	TWINS	15	Ben MIETUS	Yamaha R7 - Hunts Motorcycles	7	10:11.646	1:26.303	1.000	81.31	1:25.447	4	35	0
					NOT CLASSIFIED									
DNF	53			Peter HAMMOND	Suzuki SRAD -	4	5:48.126	3 Laps	3 Laps	81.47	1:22.755	2	32	
DNF	69			Terry SMITH	Yamaha R6 - Staxson racing	3	4:14.782	4 Laps	1 Lap	83.35	1:16.668	2	13	
					NOT STARTED									
NS	58			James SHEEHAN	Suzuki GSXR 600 - Motorkiwi								37	
NS	331			Greg WRIGHT	Ducati 748R - Neos IT								38	
					FASTEST LAP									
	27	TWINS		Ben BROWN	Triumph Daytona 660 - Hunts Motorcycles	5	1:14.032			96.23 mph		154.87 kph		
	102			James FEARN	Yamaha R6 - Team catching killworths	4	1:14.314			95.87 mph		154.29 kph		

#557 - Transponder stopped working please check and fix for your next race.
Class TWINS - 92.5% of Race Speed = 87.56 mph
Class - 92.5% of Race Speed = 87.17 mph

Weather / Track : Bright / Dry
These results are provisional until the conclusion of any judicial and technical matters.

Date: 25/07/2026 Start: 12:51 Finish: 13:00
Donington Park National: 1.9790 miles

Clerk Of Course: Caroline Patterson / Andy Brown	Timekeeper: Richard Evans	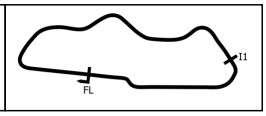

Results can be found at www.tsl-timing.com

Printed - 13:04 Saturday, 25 July 2026

BMCRC - MRO Championships - Rnd 6 @ Donington Park National

Thunderbike Sport & Supertwins

RACE 4 - LAP CHART

LAP 1 @ 12:53:04.460

NO	BEHIND	LAP TIME
54		1:18.322
44	0.437	1:18.759
21	0.863	1:19.185
5	1.381	1:19.703
27	1.417	1:19.739
51	1.865	1:20.187
66	2.077	1:20.399
87	2.435	1:20.757
102	2.791	1:21.113
4	2.956	1:21.278
530	3.144	1:21.466
69	3.562	1:21.884
173	3.916	1:22.238
153	4.895	1:23.217
33	4.905	1:23.227
64	5.380	1:23.702
414	6.482	1:24.804
81	7.152	1:25.474
162	8.044	1:26.366
164	8.275	1:26.597
75	8.399	1:26.721
557	8.772	1:27.094
402	9.172	1:27.494
38	9.517	1:27.839
94	10.656	1:28.978
46	10.913	1:29.235
12	11.044	1:29.366
73	11.755	1:30.077
333	12.208	1:30.530
85	12.396	1:30.718
679	12.482	1:30.804
53	13.824	1:32.146
96	14.080	1:32.402
172	14.982	1:33.304
751	15.396	1:33.718
35	15.440	1:33.762
786	17.150	1:35.472

LAP 2 @ 12:54:19.246

NO	BEHIND	LAP TIME
54		1:14.786
44	0.269	1:14.618
21	0.882	1:14.805
5	1.644	1:15.049
51	1.796	1:14.717
27	1.823	1:15.192
66	2.810	1:15.519
102	3.483	1:15.478
530	3.634	1:15.276
87	4.011	1:16.362
4	4.459	1:16.289
69	5.444	1:16.668
173	5.736	1:16.606
33	6.715	1:16.596
153	6.930	1:16.821
64	8.555	1:17.961
414	9.224	1:17.528
81	10.315	1:17.949
162	13.233	1:19.975
75	13.732	1:20.119
557	14.042	1:20.056
402	14.743	1:20.357
38	15.218	1:20.487
164	15.249	1:21.760
94	16.522	1:20.652
12	17.478	1:21.220
333	17.854	1:20.432
73	18.453	1:21.484
46	18.718	1:22.591
85	19.451	1:21.841
679	19.769	1:22.073
53	21.793	1:22.755
751	21.834	1:21.224
172	22.719	1:22.523
96	23.926	1:24.632
35	26.329	1:25.675
786	28.391	1:26.027

LAP 3 @ 12:55:34.514

NO	BEHIND	LAP TIME
44		1:14.999
54	0.280	1:15.548
21	0.597	1:14.983
51	1.250	1:14.722
5	2.485	1:16.109
27	2.534	1:15.979
66	2.976	1:15.434
530	3.256	1:14.890
102	3.829	1:15.614
87	4.306	1:15.563
4	4.793	1:15.602
173	7.876	1:17.408
33	8.393	1:16.946
153	8.919	1:17.257
64	11.371	1:18.084
414	12.009	1:18.053
81	13.998	1:18.951
162	19.398	1:21.433
557	19.676	1:20.902
75	19.893	1:21.429
38	20.119	1:20.169
402	20.236	1:20.761
164	21.141	1:21.160
94	22.062	1:20.808
333	22.292	1:19.706
12	23.967	1:21.757
73	24.797	1:21.612
46	25.227	1:21.777
85	25.630	1:21.447
751	26.180	1:19.614
679	26.184	1:21.683
69	26.406	1:36.230 **P**
172	27.773	1:20.322
53	30.395	1:23.870
96	33.132	1:24.474
35	37.229	1:26.168
786	38.654	1:25.531

LAP 4 @ 12:56:48.742

NO	BEHIND	LAP TIME
44		1:14.228
54	0.495	1:14.443
51	1.612	1:14.590
21	1.764	1:15.395
27	2.443	1:14.137
5	2.966	1:14.709
66	3.251	1:14.503
530	3.441	1:14.413
102	3.915	1:14.314
87	5.921	1:15.843
4	6.073	1:15.508
173	9.525	1:15.877
33	10.776	1:16.611
153	11.192	1:16.501
64	14.840	1:17.697
414	15.122	1:17.341
81	18.733	1:18.963
557	24.970	1:19.522
38	25.317	1:19.426
162	25.890	1:20.720
402	25.900	1:19.892
164	27.083	1:20.170
75	27.525	1:21.860
333	27.611	1:19.547
94	28.234	1:20.400
73	30.474	1:19.905
751	30.480	1:18.528
12	31.383	1:21.644
46	31.830	1:20.831
85	32.760	1:21.358
679	33.412	1:21.456
172	33.486	1:19.941
96	44.235	1:25.331
53	45.522	1:29.355 **P**
35	48.690	1:25.689
786	49.873	1:25.447

LAP 5 @ 12:58:02.911

NO	BEHIND	LAP TIME
44		1:14.169
54	1.388	1:15.062
51	1.924	1:14.481
21	2.220	1:14.625
27	2.306	1:14.032
5	3.682	1:14.885
530	3.983	1:14.711
66	4.099	1:15.017
102	4.707	1:14.961
87	7.640	1:15.888
4	8.007	1:16.103
173	11.226	1:15.870
153	14.461	1:17.438
33	14.667	1:18.060
64	18.361	1:17.690
414	18.746	1:17.793
81	23.186	1:18.622
557	30.493	1:19.692
402	30.642	1:18.911
38	31.196	1:20.048
162	31.666	1:19.945
333	32.542	1:19.100
164	33.271	1:20.357
75	34.434	1:21.078
751	34.702	1:18.391
94	34.963	1:20.898
73	35.722	1:19.417
46	38.734	1:21.073
12	39.396	1:22.182
85	39.954	1:21.363
679	40.261	1:21.018
172	40.554	1:21.237
96	55.115	1:25.049
35	1:00.908	1:26.387
786	1:01.347	1:25.643

LAP 6 @ 12:59:17.141

NO	BEHIND	LAP TIME
44		1:14.230
54	1.527	1:14.369
51	2.056	1:14.362
21	2.241	1:14.251
27	2.472	1:14.396
5	4.597	1:15.145
530	4.599	1:14.846
66	5.022	1:15.153
102	5.504	1:15.027
87	9.629	1:16.219
4	9.948	1:16.171
173	12.526	1:15.530
153	17.026	1:16.795
33	17.409	1:16.972
64	21.641	1:17.510
414	22.011	1:17.495
81	28.131	1:19.175
402	34.445	1:18.033
557	36.065	1:19.802
38	36.316	1:19.350
162	37.065	1:19.629
333	38.149	1:19.837
751	38.349	1:17.877
164	40.121	1:21.080
75	41.189	1:20.985
94	42.059	1:21.326
73	42.067	1:20.575
46	45.420	1:20.916
12	48.083	1:22.917
679	48.109	1:22.078
85	48.219	1:22.495
172	48.479	1:22.155
96	1:07.353	1:26.468
35	1:12.887	1:26.209
786	1:13.629	1:26.512

LAP 7 @ 13:00:31.481

NO	BEHIND	LAP TIME
44		1:14.340
54	2.390	1:15.203
51	2.545	1:14.829
27	2.616	1:14.484
21	2.633	1:14.732
530	6.412	1:16.153
66	6.521	1:15.839
102	6.643	1:15.479
5	6.774	1:16.517
87	11.898	1:16.609
4	11.961	1:16.353
173	15.676	1:17.490
153	19.733	1:17.047
33	20.100	1:17.031
64	25.504	1:18.203
414	25.831	1:18.160
81	32.921	1:19.130
402	37.761	1:17.656
557	40.983	1:19.258
751	41.126	1:17.117
38	41.366	1:19.390
162	42.028	1:19.303
333	42.386	1:18.577
164	46.599	1:20.818
75	48.113	1:21.264
73	48.301	1:20.574
94	48.711	1:20.992
46	51.784	1:20.704
679	55.506	1:21.737
172	55.909	1:21.770
85	57.252	1:23.373
12	57.348	1:23.605
96	1:19.879	1:26.866
35	1:25.303	1:26.756
786	1:26.303	1:27.014

Weather / Track : Bright / Dry

Donington Park National: 1.9790 miles
Date: 25/07/2026 Start: 12:51 Finish: 13:00

Results can be found at www.tsl-timing.com

Printed - 13:04 Saturday, 25 July 2026

BMCRC - MRO Championships - Rnd 6 @ Donington Park National

Thunderbike Sport & Supertwins

RACE 4 - POSITION CHART

No	Name	Lap Pos	1	2	3	4	5	6	7
54	JAMISON	1	54	54	44	44	44	44	44
21	FINNIS	2	44	44	54	54	54	54	54
27	BROWN	3	21	21	21	51	51	51	51
51	BRAY	4	5	5	51	21	21	21	27
44	GREEN	5	27	51	5	27	27	27	21
530	CREASEY	6	51	27	27	5	5	5	530
5	STONE	7	66	66	66	66	530	530	66
4	KILLWORTH	8	87	102	530	530	66	66	102
102	FEARN	9	102	530	102	102	102	102	5
87	CHALK	10	4	87	87	87	87	87	87
173	SWIFT	11	530	4	4	4	4	4	4
66	DUCRAN	12	69	69	173	173	173	173	173
69	SMITH	13	173	173	33	33	153	153	153
33	BISWELL	14	153	33	153	153	33	33	33
153	KILLWORTH	15	33	153	64	64	64	64	64
64	SALTMER	16	64	64	414	414	414	414	414
414	FORD	17	414	414	81	81	81	81	81
751	SINCA	18	81	81	162	557	557	402	402
81	MAY	19	162	162	557	38	402	557	557
162	PRIESTLEY	20	164	75	75	162	38	38	751
333	HOUGHTON	21	75	557	38	402	162	162	38
94	BURNELL	22	557	402	402	164	333	333	162
557	WILTON	23	402	38	164	75	164	751	333
85	KITE	24	38	164	94	333	75	164	164
46	CARTER	25	94	94	333	94	751	75	75
164	FEARNLEY	26	46	12	12	73	94	94	73
75	MAY	27	12	333	73	751	73	73	94
172	ROBINSON	28	73	73	46	12	46	46	46
12	JACKSON	29	333	46	85	46	12	12	679
38	LUFF	30	85	85	751	85	85	679	172
679	GOODRUM	31	679	679	679	679	679	85	85
53	HAMMOND	32	53	53	*69*	172	172	172	12
96	OAKLEY	33	96	751	172	96	96	96	96
35	THURTLE	34	172	172	53	*53*	35	35	35
786	MIETUS	35	751	96	96	35	786	786	786
73	RANSOME	36	35	35	35	786			
58	SHEEHAN	37	786	786	786				
331	WRIGHT	38							
402	FARR	39							

Weather / Track : Bright / Dry

Donington Park National: 1.9790 miles
Date: 25/07/2026 Start: 12:51 Finish: 13:00

Results can be found at www.tsl-timing.com

Printed - 13:04 Saturday, 25 July 2026

BMCRC - MRO Championships - Rnd 6 @ Donington Park National

Thunderbike Sport & Supertwins

RACE 4 - SECTOR ANALYSIS

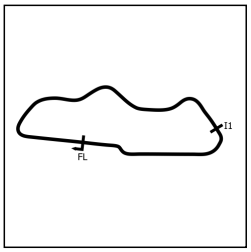

SECTOR 1 = FL to I1, SECTOR 2 = I1 to FL, DIFF = Difference To Personal Best Lap, P = Crossed Finish Line in Pit Lane, D = Time Disallowed

P1 44 TWINS Sam GREEN

Aprillia 660 -

IDEAL LAP TIME : 1:13.811 BEST LAP TIME : 1:14.169 DIFFERENCE : 0.358

LAP	SECTOR 1	SECTOR 2	LAP TIME		MPH	DIFF	TIME OF DAY
1 -		26.754	1:18.759		90.46	4.590	12:53:04.897
2 -	48.252	***26.366***	1:14.618		95.48	0.449	12:54:19.515
3 -	48.336	26.663	1:14.999		94.99	0.830	12:55:34.514
4 -	47.735	26.493	1:14.228	**(2)**	95.98	0.059	12:56:48.742
5 -	47.715	26.454	***1:14.169***	**(1)**	***96.05***		***12:58:02.911***
6 -	47.766	26.464	1:14.230	**(3)**	95.98	0.061	12:59:17.141
7 -	***47.445***	26.895	1:14.340		95.83	0.171	13:00:31.481

P2 54 Adam JAMISON

Yamaha R6 - Hazel Tree Estates LTD

IDEAL LAP TIME : 1:14.368 BEST LAP TIME : 1:14.369 DIFFERENCE : 0.001

LAP	SECTOR 1	SECTOR 2	LAP TIME		MPH	DIFF	TIME OF DAY
1 -		26.767	1:18.322		90.96	3.953	12:53:04.460
2 -	48.378	26.408	1:14.786	**(3)**	95.26	0.417	12:54:19.246
3 -	48.844	26.704	1:15.548		94.30	1.179	12:55:34.794
4 -	48.192	***26.251***	1:14.443	**(2)**	95.70	0.074	12:56:49.237
5 -	48.195	26.867	1:15.062		94.91	0.693	12:58:04.299
6 -	***48.117***	26.252	***1:14.369***	**(1)**	***95.80***		***12:59:18.668***
7 -	48.351	26.852	1:15.203		94.73	0.834	13:00:33.871

P3 51 TWINS Dan BRAY

Yamaha R7 -

IDEAL LAP TIME : 1:14.362 BEST LAP TIME : 1:14.362 DIFFERENCE : 0.000

LAP	SECTOR 1	SECTOR 2	LAP TIME		MPH	DIFF	TIME OF DAY
1 -		26.858	1:20.187		88.85	5.825	12:53:06.325
2 -	48.226	26.491	1:14.717		95.35	0.355	12:54:21.042
3 -	48.331	26.391	1:14.722		95.34	0.360	12:55:35.764
4 -	48.059	26.531	1:14.590	**(3)**	95.51	0.228	12:56:50.354
5 -	48.068	26.413	1:14.481	**(2)**	95.65	0.119	12:58:04.835
6 -	***48.035***	***26.327***	***1:14.362***	**(1)**	***95.81***		***12:59:19.197***
7 -	48.176	26.653	1:14.829		95.21	0.467	13:00:34.026

P4 27 TWINS Ben BROWN

Triumph Daytona 660 - Hunts Motorcycles

IDEAL LAP TIME : 1:13.805 BEST LAP TIME : 1:14.032 DIFFERENCE : 0.227

LAP	SECTOR 1	SECTOR 2	LAP TIME		MPH	DIFF	TIME OF DAY
1 -		26.990	1:19.739		89.34	5.707	12:53:05.877
2 -	48.890	26.302	1:15.192		94.75	1.160	12:54:21.069
3 -	49.448	26.531	1:15.979		93.77	1.947	12:55:37.048
4 -	***47.773***	26.364	1:14.137	**(2)**	96.10	0.105	12:56:51.185
5 -	47.930	26.102	***1:14.032***	**(1)**	***96.23***		***12:58:05.217***
6 -	48.364	***26.032***	1:14.396	**(3)**	95.76	0.364	12:59:19.613
7 -	48.124	26.360	1:14.484		95.65	0.452	13:00:34.097

P5 21 TWINS Toby FINNIS

Triumph Daytona 660 - JPG Racing

IDEAL LAP TIME : 1:14.251 BEST LAP TIME : 1:14.251 DIFFERENCE : 0.000

LAP	SECTOR 1	SECTOR 2	LAP TIME		MPH	DIFF	TIME OF DAY
1 -		26.845	1:19.185		89.97	4.934	12:53:05.323
2 -	48.267	26.538	1:14.805		95.24	0.554	12:54:20.128
3 -	48.340	26.643	1:14.983		95.01	0.732	12:55:35.111
4 -	48.351	27.044	1:15.395		94.49	1.144	12:56:50.506
5 -	48.257	26.368	1:14.625	**(2)**	95.47	0.374	12:58:05.131
6 -	***48.097***	***26.154***	***1:14.251***	**(1)**	***95.95***		***12:59:19.382***
7 -	48.155	26.577	1:14.732	**(3)**	95.33	0.481	13:00:34.114

BMCRC - MRO Championships - Rnd 6 @ Donington Park National

Thunderbike Sport & Supertwins

RACE 4 - SECTOR ANALYSIS

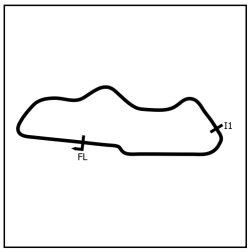

SECTOR 1 = FL to I1, SECTOR 2 = I1 to FL, DIFF = Difference To Personal Best Lap, P = Crossed Finish Line in Pit Lane, D = Time Disallowed

P6 **530** **Morgan CREASEY** — Suzuki GSXR 600 - Green plant

IDEAL LAP TIME : 1:14.413 BEST LAP TIME : 1:14.413 DIFFERENCE : 0.000

LAP	SECTOR 1	SECTOR 2	LAP TIME		MPH	DIFF	TIME OF DAY
1 -		27.078	1:21.466		87.45	7.053	12:53:07.604
2 -	48.809	26.467	1:15.276		94.64	0.863	12:54:22.880
3 -	48.423	26.467	1:14.890		95.13	0.477	12:55:37.770
4 -	***48.048***	***26.365***	***1:14.413***	***(1)***	***95.74***		***12:56:52.183***
5 -	48.168	26.543	1:14.711	**(2)**	95.36	0.298	12:58:06.894
6 -	48.481	***26.365***	1:14.846	**(3)**	95.19	0.433	12:59:21.740
7 -	49.004	27.149	1:16.153		93.55	1.740	13:00:37.893

P7 **66** **TWINS** **Mitch DUCRAN** — Yamaha R7 - JP Haulage / Black Widow Exhausts

IDEAL LAP TIME : 1:14.503 BEST LAP TIME : 1:14.503 DIFFERENCE : 0.000

LAP	SECTOR 1	SECTOR 2	LAP TIME		MPH	DIFF	TIME OF DAY
1 -		26.811	1:20.399		88.61	5.896	12:53:06.537
2 -	48.781	26.738	1:15.519		94.34	1.016	12:54:22.056
3 -	48.788	26.646	1:15.434		94.44	0.931	12:55:37.490
4 -	***48.262***	***26.241***	***1:14.503***	***(1)***	***95.62***		***12:56:51.993***
5 -	48.594	26.423	1:15.017	**(2)**	94.97	0.514	12:58:07.010
6 -	48.761	26.392	1:15.153	**(3)**	94.80	0.650	12:59:22.163
7 -	48.736	27.103	1:15.839		93.94	1.336	13:00:38.002

P8 **102** **James FEARN** — Yamaha R6 - Team catching killworths

IDEAL LAP TIME : 1:14.314 BEST LAP TIME : 1:14.314 DIFFERENCE : 0.000

LAP	SECTOR 1	SECTOR 2	LAP TIME		MPH	DIFF	TIME OF DAY
1 -		26.938	1:21.113		87.83	6.799	12:53:07.251
2 -	48.669	26.809	1:15.478		94.39	1.164	12:54:22.729
3 -	48.908	26.706	1:15.614		94.22	1.300	12:55:38.343
4 -	***47.863***	***26.451***	***1:14.314***	***(1)***	***95.87***		***12:56:52.657***
5 -	48.430	26.531	1:14.961	**(2)**	95.04	0.647	12:58:07.618
6 -	48.439	26.588	1:15.027	**(3)**	94.96	0.713	12:59:22.645
7 -	48.557	26.922	1:15.479		94.39	1.165	13:00:38.124

P9 **5** **Logan STONE** — Yamaha R6 -

IDEAL LAP TIME : 1:14.600 BEST LAP TIME : 1:14.709 DIFFERENCE : 0.109

LAP	SECTOR 1	SECTOR 2	LAP TIME		MPH	DIFF	TIME OF DAY
1 -		26.674	1:19.703		89.38	4.994	12:53:05.841
2 -	48.353	26.696	1:15.049	**(3)**	94.93	0.340	12:54:20.890
3 -	49.831	***26.278***	1:16.109		93.61	1.400	12:55:36.999
4 -	***48.322***	26.387	***1:14.709***	***(1)***	***95.36***		***12:56:51.708***
5 -	48.535	26.350	1:14.885	**(2)**	95.14	0.176	12:58:06.593
6 -	48.352	26.793	1:15.145		94.81	0.436	12:59:21.738
7 -	49.213	27.304	1:16.517		93.11	1.808	13:00:38.255

P10 **87** **TWINS** **Finn CHALK** — BMW F900 - FCR

IDEAL LAP TIME : 1:15.508 BEST LAP TIME : 1:15.563 DIFFERENCE : 0.055

LAP	SECTOR 1	SECTOR 2	LAP TIME		MPH	DIFF	TIME OF DAY
1 -		27.306	1:20.757		88.22	5.194	12:53:06.895
2 -	49.389	26.973	1:16.362		93.30	0.799	12:54:23.257
3 -	48.834	***26.729***	***1:15.563***	***(1)***	***94.28***		***12:55:38.820***
4 -	***48.779***	27.064	1:15.843	**(2)**	93.93	0.280	12:56:54.663
5 -	49.067	26.821	1:15.888	**(3)**	93.88	0.325	12:58:10.551
6 -	49.419	26.800	1:16.219		93.47	0.656	12:59:26.770
7 -	49.618	26.991	1:16.609		93.00	1.046	13:00:43.379

BMCRC - MRO Championships - Rnd 6 @ Donington Park National

Thunderbike Sport & Supertwins

RACE 4 - SECTOR ANALYSIS

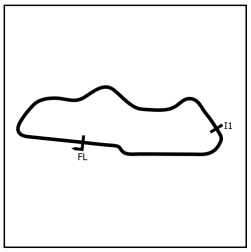

SECTOR 1 = FL to I1, SECTOR 2 = I1 to FL, DIFF = Difference To Personal Best Lap, P = Crossed Finish Line in Pit Lane, D = Time Disallowed

P11 4 Hayden KILLWORTH — Suzuki GSXR - GreenPlantUK, Helmet City, M.S Racing, Nan, F

IDEAL LAP TIME : 1:15.351 BEST LAP TIME : 1:15.508 DIFFERENCE : 0.157

LAP	SECTOR 1	SECTOR 2	LAP TIME		MPH	DIFF	TIME OF DAY
1 -		27.296	1:21.278		87.65	5.770	12:53:07.416
2 -	49.384	26.905	1:16.289		93.39	0.781	12:54:23.705
3 -	48.757	26.845	1:15.602	(2)	94.23	0.094	12:55:39.307
4 -	***48.577***	26.931	***1:15.508***	**(1)**	***94.35***		***12:56:54.815***
5 -	49.329	***26.774***	1:16.103	(3)	93.61	0.595	12:58:10.918
6 -	49.327	26.844	1:16.171		93.53	0.663	12:59:27.089
7 -	49.171	27.182	1:16.353		93.31	0.845	13:00:43.442

P12 173 Daniel SWIFT — Yamaha R6 - Swift Racing

IDEAL LAP TIME : 1:15.530 BEST LAP TIME : 1:15.530 DIFFERENCE : 0.000

LAP	SECTOR 1	SECTOR 2	LAP TIME		MPH	DIFF	TIME OF DAY
1 -		26.903	1:22.238		86.63	6.708	12:53:08.376
2 -	49.853	26.753	1:16.606		93.00	1.076	12:54:24.982
3 -	50.372	27.036	1:17.408		92.04	1.878	12:55:42.390
4 -	49.122	26.755	1:15.877	(3)	93.89	0.347	12:56:58.267
5 -	49.118	26.752	1:15.870	(2)	93.90	0.340	12:58:14.137
6 -	***48.955***	***26.575***	***1:15.530***	**(1)**	***94.32***		***12:59:29.667***
7 -	50.234	27.256	1:17.490		91.94	1.960	13:00:47.157

P13 153 Jordan KILLWORTH — Suzuki GSX-R600 - Greenplant/Pass Bike/M.S Racing

IDEAL LAP TIME : 1:16.215 BEST LAP TIME : 1:16.501 DIFFERENCE : 0.286

LAP	SECTOR 1	SECTOR 2	LAP TIME		MPH	DIFF	TIME OF DAY
1 -		27.584	1:23.217		85.61	6.716	12:53:09.355
2 -	49.767	27.054	1:16.821	(3)	92.74	0.320	12:54:26.176
3 -	49.937	27.320	1:17.257		92.22	0.756	12:55:43.433
4 -	***49.250***	27.251	***1:16.501***	**(1)**	***93.13***		***12:56:59.934***
5 -	49.990	27.448	1:17.438		92.00	0.937	12:58:17.372
6 -	49.830	***26.965***	1:16.795	(2)	92.77	0.294	12:59:34.167
7 -	49.741	27.306	1:17.047		92.47	0.546	13:00:51.214

P14 33 Mark BISWELL — Yamaha FZR600R - Cappagh Consult Ltd

IDEAL LAP TIME : 1:16.014 BEST LAP TIME : 1:16.596 DIFFERENCE : 0.582

LAP	SECTOR 1	SECTOR 2	LAP TIME		MPH	DIFF	TIME OF DAY
1 -		27.349	1:23.227		85.60	6.631	12:53:09.365
2 -	49.529	27.067	***1:16.596***	**(1)**	***93.01***		***12:54:25.961***
3 -	***49.037***	27.909	1:16.946	(3)	92.59	0.350	12:55:42.907
4 -	49.348	27.263	1:16.611	(2)	92.99	0.015	12:56:59.518
5 -	50.633	27.427	1:18.060		91.27	1.464	12:58:17.578
6 -	49.995	***26.977***	1:16.972		92.56	0.376	12:59:34.550
7 -	49.646	27.385	1:17.031		92.49	0.435	13:00:51.581

P15 64 Rob SALTMER — Kawasaki ZX6R - M-FIRE - UNION JACKED

IDEAL LAP TIME : 1:17.340 BEST LAP TIME : 1:17.510 DIFFERENCE : 0.170

LAP	SECTOR 1	SECTOR 2	LAP TIME		MPH	DIFF	TIME OF DAY
1 -		27.508	1:23.702		85.11	6.192	12:53:09.840
2 -	50.443	27.518	1:17.961		91.38	0.451	12:54:27.801
3 -	50.489	27.595	1:18.084		91.24	0.574	12:55:45.885
4 -	***50.084***	27.613	1:17.697	(3)	91.69	0.187	12:57:03.582
5 -	50.230	27.460	1:17.690	(2)	91.70	0.180	12:58:21.272
6 -	50.254	***27.256***	***1:17.510***	**(1)**	***91.91***		***12:59:38.782***
7 -	50.469	27.734	1:18.203		91.10	0.693	13:00:56.985

BMCRC - MRO Championships - Rnd 6 @ Donington Park National

Thunderbike Sport & Supertwins

RACE 4 - SECTOR ANALYSIS

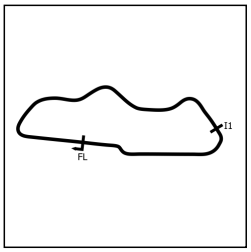

SECTOR 1 = FL to I1, SECTOR 2 = I1 to FL, DIFF = Difference To Personal Best Lap, P = Crossed Finish Line in Pit Lane, D = Time Disallowed

P16 414 TWINS James FORD — Aprilia RS660 -

IDEAL LAP TIME : 1:17.304 BEST LAP TIME : 1:17.341 DIFFERENCE : 0.037

LAP	SECTOR 1	SECTOR 2	LAP TIME		MPH	DIFF	TIME OF DAY
1 -		28.248	1:24.804		84.01	7.463	12:53:10.942
2 -	***49.948***	27.580	1:17.528	**(3)**	91.89	0.187	12:54:28.470
3 -	50.342	27.711	1:18.053		91.27	0.712	12:55:46.523
4 -	49.972	27.369	***1:17.341***	**(1)**	***92.11***		***12:57:03.864***
5 -	50.176	27.617	1:17.793		91.58	0.452	12:58:21.657
6 -	50.139	***27.356***	1:17.495	**(2)**	91.93	0.154	12:59:39.152
7 -	50.331	27.829	1:18.160		91.15	0.819	13:00:57.312

P17 81 TWINS Malvern MAY — Aprilia RS660 - IMP racing

IDEAL LAP TIME : 1:17.770 BEST LAP TIME : 1:17.949 DIFFERENCE : 0.179

LAP	SECTOR 1	SECTOR 2	LAP TIME		MPH	DIFF	TIME OF DAY
1 -		28.135	1:25.474		83.35	7.525	12:53:11.612
2 -	***50.011***	27.938	***1:17.949***	**(1)**	***91.40***		***12:54:29.561***
3 -	50.968	27.983	1:18.951	**(3)**	90.24	1.002	12:55:48.512
4 -	50.861	28.102	1:18.963		90.22	1.014	12:57:07.475
5 -	50.863	***27.759***	1:18.622	**(2)**	90.61	0.673	12:58:26.097
6 -	51.035	28.140	1:19.175		89.98	1.226	12:59:45.272
7 -	50.962	28.168	1:19.130		90.03	1.181	13:01:04.402

P18 402 Kaine FARR — Suzuki GSXR - The Elms B&B Snetterton

IDEAL LAP TIME : 1:17.433 BEST LAP TIME : 1:17.656 DIFFERENCE : 0.223

LAP	SECTOR 1	SECTOR 2	LAP TIME		MPH	DIFF	TIME OF DAY
1 -		28.251	1:27.494		81.42	9.838	12:53:13.632
2 -	52.072	28.285	1:20.357		88.66	2.701	12:54:33.989
3 -	51.658	29.103	1:20.761		88.21	3.105	12:55:54.750
4 -	52.034	27.858	1:19.892		89.17	2.236	12:57:14.642
5 -	51.214	27.697	1:18.911	**(3)**	90.28	1.255	12:58:33.553
6 -	50.720	***27.313***	1:18.033	**(2)**	91.30	0.377	12:59:51.586
7 -	***50.120***	27.536	***1:17.656***	**(1)**	***91.74***		***13:01:09.242***

P19 557 John WILTON — Yamaha R6 - Repetition Roasters

IDEAL LAP TIME : BEST LAP TIME : 1:19.258 DIFFERENCE :

LAP	SECTOR 1	SECTOR 2	LAP TIME		MPH	DIFF	TIME OF DAY
1 -			1:27.094		81.80	7.836	12:53:13.232
2 -			1:20.056		88.99	0.798	12:54:33.288
3 -			1:20.902		88.06	1.644	12:55:54.190
4 -			1:19.522	**(2)**	89.59	0.264	12:57:13.712
5 -			1:19.692	**(3)**	89.40	0.434	12:58:33.404
6 -			1:19.802		89.27	0.544	12:59:53.206
7 -			***1:19.258***	**(1)**	***89.89***		***13:01:12.464***

P20 751 Lucian Silviu SINCA — Kawasaki ZX6R B1H -

IDEAL LAP TIME : 1:16.728 BEST LAP TIME : 1:17.117 DIFFERENCE : 0.389

LAP	SECTOR 1	SECTOR 2	LAP TIME		MPH	DIFF	TIME OF DAY
1 -		29.076	1:33.718		76.02	16.601	12:53:19.856
2 -	53.057	28.167	1:21.224		87.71	4.107	12:54:41.080
3 -	51.770	27.844	1:19.614		89.48	2.497	12:56:00.694
4 -	50.873	27.655	1:18.528		90.72	1.411	12:57:19.222
5 -	50.257	28.134	1:18.391	**(3)**	90.88	1.274	12:58:37.613
6 -	50.817	***27.060***	1:17.877	**(2)**	91.48	0.760	12:59:55.490
7 -	***49.668***	27.449	***1:17.117***	**(1)**	***92.38***		***13:01:12.607***

BMCRC - MRO Championships - Rnd 6 @ Donington Park National

Thunderbike Sport & Supertwins

RACE 4 - SECTOR ANALYSIS

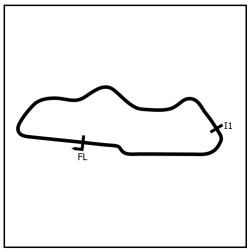

SECTOR 1 = FL to I1, SECTOR 2 = I1 to FL, DIFF = Difference To Personal Best Lap, P = Crossed Finish Line in Pit Lane, D = Time Disallowed

P21 38 TWINS David LUFF

BMW F900 - ATP & Sarah O'Neill

IDEAL LAP TIME : 1:18.885 BEST LAP TIME : 1:19.350 DIFFERENCE : 0.465

LAP	SECTOR 1	SECTOR 2	LAP TIME		MPH	DIFF	TIME OF DAY
1 -		28.566	1:27.839		81.10	8.489	12:53:13.977
2 -	52.256	28.231	1:20.487		88.51	1.137	12:54:34.464
3 -	51.438	28.731	1:20.169		88.87	0.819	12:55:54.633
4 -	51.455	27.971	1:19.426	(3)	89.70	0.076	12:57:14.059
5 -	51.510	28.538	1:20.048		89.00	0.698	12:58:34.107
6 -	51.614	***27.736***	***1:19.350***	**(1)**	***89.78***		***12:59:53.457***
7 -	***51.149***	28.241	1:19.390	**(2)**	89.74	0.040	13:01:12.847

P22 162 Max PRIESTLEY

Suzuki SV650 -

IDEAL LAP TIME : 1:19.287 BEST LAP TIME : 1:19.303 DIFFERENCE : 0.016

LAP	SECTOR 1	SECTOR 2	LAP TIME		MPH	DIFF	TIME OF DAY
1 -		28.472	1:26.366		82.49	7.063	12:53:12.504
2 -	51.240	28.735	1:19.975		89.08	0.672	12:54:32.479
3 -	51.823	29.610	1:21.433		87.49	2.130	12:55:53.912
4 -	51.966	28.754	1:20.720		88.26	1.417	12:57:14.632
5 -	51.629	28.316	1:19.945	**(3)**	89.11	0.642	12:58:34.577
6 -	51.426	***28.203***	1:19.629	**(2)**	89.47	0.326	12:59:54.206
7 -	***51.084***	28.219	***1:19.303***	**(1)**	***89.84***		***13:01:13.509***

P23 333 Andrew HOUGHTON

Suzuki TL1000S - Techoir & The Bike Experience

IDEAL LAP TIME : 1:18.512 BEST LAP TIME : 1:18.577 DIFFERENCE : 0.065

LAP	SECTOR 1	SECTOR 2	LAP TIME		MPH	DIFF	TIME OF DAY
1 -		29.481	1:30.530		78.69	11.953	12:53:16.668
2 -	52.268	28.164	1:20.432		88.57	1.855	12:54:37.100
3 -	51.926	27.780	1:19.706		89.38	1.129	12:55:56.806
4 -	51.565	27.982	1:19.547	**(3)**	89.56	0.970	12:57:16.353
5 -	51.677	27.423	1:19.100	**(2)**	90.07	0.523	12:58:35.453
6 -	52.553	***27.284***	1:19.837		89.23	1.260	12:59:55.290
7 -	***51.228***	27.349	***1:18.577***	**(1)**	***90.67***		***13:01:13.867***

P24 164 Adam FEARNLEY

Suzuki SV650 -

IDEAL LAP TIME : 1:19.950 BEST LAP TIME : 1:20.170 DIFFERENCE : 0.220

LAP	SECTOR 1	SECTOR 2	LAP TIME		MPH	DIFF	TIME OF DAY
1 -		28.551	1:26.597		82.27	6.427	12:53:12.735
2 -	52.124	29.636	1:21.760		87.14	1.590	12:54:34.495
3 -	51.826	29.334	1:21.160		87.78	0.990	12:55:55.655
4 -	51.763	***28.407***	***1:20.170***	**(1)**	***88.86***		***12:57:15.825***
5 -	***51.543***	28.814	1:20.357	**(2)**	88.66	0.187	12:58:36.182
6 -	52.666	28.414	1:21.080		87.87	0.910	12:59:57.262
7 -	51.908	28.910	1:20.818	**(3)**	88.15	0.648	13:01:18.080

P25 75 Stewart MAY

Honda CBR600F3 - JOE'S taxidermy, You Snuff 'em ,We Stuff 'e

IDEAL LAP TIME : 1:20.072 BEST LAP TIME : 1:20.119 DIFFERENCE : 0.047

LAP	SECTOR 1	SECTOR 2	LAP TIME		MPH	DIFF	TIME OF DAY
1 -		28.270	1:26.721		82.15	6.602	12:53:12.859
2 -	***51.862***	28.257	***1:20.119***	**(1)**	***88.92***		***12:54:32.978***
3 -	52.301	29.128	1:21.429		87.49	1.310	12:55:54.407
4 -	53.570	28.290	1:21.860		87.03	1.741	12:57:16.267
5 -	52.868	***28.210***	1:21.078	**(3)**	87.87	0.959	12:58:37.345
6 -	52.771	28.214	1:20.985	**(2)**	87.97	0.866	12:59:58.330
7 -	52.479	28.785	1:21.264		87.67	1.145	13:01:19.594

BMCRC - MRO Championships - Rnd 6 @ Donington Park National

Thunderbike Sport & Supertwins

RACE 4 - SECTOR ANALYSIS

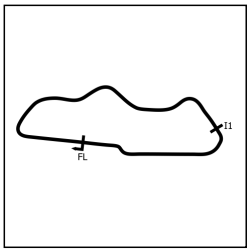

SECTOR 1 = FL to I1, SECTOR 2 = I1 to FL, DIFF = Difference To Personal Best Lap, P = Crossed Finish Line in Pit Lane, D = Time Disallowed

P26 73 TWINS David RANSOME

Suzuki GSX8S - Hunts Motorcycles

IDEAL LAP TIME : 1:19.416 BEST LAP TIME : 1:19.417 DIFFERENCE : 0.001

LAP	SECTOR 1	SECTOR 2	LAP TIME	MPH	DIFF	TIME OF DAY
1 -		29.320	1:30.077	79.09	10.660	12:53:16.215
2 -	52.539	28.945	1:21.484	87.43	2.067	12:54:37.699
3 -	52.546	29.066	1:21.612	87.29	2.195	12:55:59.311
4 -	51.856	***28.049***	1:19.905 **(2)**	89.16	0.488	12:57:19.216
5 -	***51.367***	28.050	***1:19.417*** **(1)**	***89.71***		***12:58:38.633***
6 -	52.001	28.574	1:20.575	88.42	1.158	12:59:59.208
7 -	51.586	28.988	1:20.574 **(3)**	88.42	1.157	13:01:19.782

P27 94 Alec BURNELL

Kawasaki ZX6R -

IDEAL LAP TIME : 1:20.247 BEST LAP TIME : 1:20.400 DIFFERENCE : 0.153

LAP	SECTOR 1	SECTOR 2	LAP TIME	MPH	DIFF	TIME OF DAY
1 -		29.011	1:28.978	80.07	8.578	12:53:15.116
2 -	***51.876***	28.776	1:20.652 **(2)**	88.33	0.252	12:54:35.768
3 -	52.247	28.561	1:20.808 **(3)**	88.16	0.408	12:55:56.576
4 -	52.029	***28.371***	***1:20.400*** **(1)**	***88.61***		***12:57:16.976***
5 -	52.067	28.831	1:20.898	88.06	0.498	12:58:37.874
6 -	52.544	28.782	1:21.326	87.60	0.926	12:59:59.200
7 -	52.516	28.476	1:20.992	87.96	0.592	13:01:20.192

P28 46 TWINS Isobel CARTER

Yamaha R7 - Celtic Yamaha

IDEAL LAP TIME : 1:20.480 BEST LAP TIME : 1:20.704 DIFFERENCE : 0.224

LAP	SECTOR 1	SECTOR 2	LAP TIME	MPH	DIFF	TIME OF DAY
1 -		29.471	1:29.235	79.84	8.531	12:53:15.373
2 -	53.056	29.535	1:22.591	86.26	1.887	12:54:37.964
3 -	53.105	28.672	1:21.777	87.12	1.073	12:55:59.741
4 -	52.414	28.417	1:20.831 **(2)**	88.14	0.127	12:57:20.572
5 -	52.530	28.543	1:21.073	87.87	0.369	12:58:41.645
6 -	52.509	***28.407***	1:20.916 **(3)**	88.04	0.212	13:00:02.561
7 -	***52.073***	28.631	***1:20.704*** **(1)**	***88.28***		***13:01:23.265***

P29 679 Gene GOODRUM

Suzuki GSXR 600 - Delta T Racing

IDEAL LAP TIME : 1:21.018 BEST LAP TIME : 1:21.018 DIFFERENCE : 0.000

LAP	SECTOR 1	SECTOR 2	LAP TIME	MPH	DIFF	TIME OF DAY
1 -		28.887	1:30.804	78.46	9.786	12:53:16.942
2 -	53.184	28.889	1:22.073	86.80	1.055	12:54:39.015
3 -	53.109	28.574	1:21.683 **(3)**	87.22	0.665	12:56:00.698
4 -	52.805	28.651	1:21.456 **(2)**	87.46	0.438	12:57:22.154
5 -	***52.533***	***28.485***	***1:21.018*** **(1)**	***87.93***		***12:58:43.172***
6 -	53.097	28.981	1:22.078	86.80	1.060	13:00:05.250
7 -	53.027	28.710	1:21.737	87.16	0.719	13:01:26.987

P30 172 Andrew ROBINSON

Yamaha YZF R6 -

IDEAL LAP TIME : 1:19.796 BEST LAP TIME : 1:19.941 DIFFERENCE : 0.145

LAP	SECTOR 1	SECTOR 2	LAP TIME	MPH	DIFF	TIME OF DAY
1 -		29.218	1:33.304	76.35	13.363	12:53:19.442
2 -	53.706	28.817	1:22.523	86.33	2.582	12:54:41.965
3 -	52.207	***28.115***	1:20.322 **(2)**	88.70	0.381	12:56:02.287
4 -	***51.681***	28.260	***1:19.941*** **(1)**	***89.12***		***12:57:22.228***
5 -	52.895	28.342	1:21.237 **(3)**	87.70	1.296	12:58:43.465
6 -	53.897	28.258	1:22.155	86.72	2.214	13:00:05.620
7 -	53.305	28.465	1:21.770	87.13	1.829	13:01:27.390

BMCRC - MRO Championships - Rnd 6 @ Donington Park National

Thunderbike Sport & Supertwins

RACE 4 - SECTOR ANALYSIS

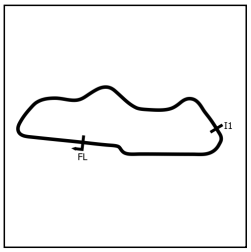

SECTOR 1 = FL to I1, SECTOR 2 = I1 to FL, DIFF = Difference To Personal Best Lap, P = Crossed Finish Line in Pit Lane, D = Time Disallowed

P31 85 Andrew KITE — Ducati 749 - Red Rebel Racing

IDEAL LAP TIME : 1:21.103 BEST LAP TIME : 1:21.358 DIFFERENCE : 0.255

LAP	SECTOR 1	SECTOR 2	LAP TIME		MPH	DIFF	TIME OF DAY
1 -		29.124	1:30.718		78.53	9.360	12:53:16.856
2 -	52.961	28.880	1:21.841		87.05	0.483	12:54:38.697
3 -	53.010	28.437	1:21.447	(3)	87.47	0.089	12:56:00.144
4 -	53.081	***28.277***	***1:21.358***	**(1)**	***87.57***		***12:57:21.502***
5 -	***52.826***	28.537	1:21.363	(2)	87.56	0.005	12:58:42.865
6 -	54.072	28.423	1:22.495		86.36	1.137	13:00:05.360
7 -	53.106	30.267	1:23.373		85.45	2.015	13:01:28.733

P32 12 TWINS Andy JACKSON — Kawasaki ER650 - Andy Jackson Racing Club 12

IDEAL LAP TIME : 1:21.106 BEST LAP TIME : 1:21.220 DIFFERENCE : 0.114

LAP	SECTOR 1	SECTOR 2	LAP TIME		MPH	DIFF	TIME OF DAY
1 -		29.110	1:29.366		79.72	8.146	12:53:15.504
2 -	52.434	***28.786***	***1:21.220***	**(1)**	***87.72***		***12:54:36.724***
3 -	52.874	28.883	1:21.757	(3)	87.14	0.537	12:55:58.481
4 -	***52.320***	29.324	1:21.644	(2)	87.26	0.424	12:57:20.125
5 -	53.332	28.850	1:22.182		86.69	0.962	12:58:42.307
6 -	53.363	29.554	1:22.917		85.92	1.697	13:00:05.224
7 -	53.913	29.692	1:23.605		85.21	2.385	13:01:28.829

P33 96 TWINS Jared OAKLEY — Kawasaki ER6 - Delta T Racing

IDEAL LAP TIME : 1:24.297 BEST LAP TIME : 1:24.474 DIFFERENCE : 0.177

LAP	SECTOR 1	SECTOR 2	LAP TIME		MPH	DIFF	TIME OF DAY
1 -		***30.237***	1:32.402		77.10	7.928	12:53:18.540
2 -	54.062	30.570	1:24.632	(2)	84.18	0.158	12:54:43.172
3 -	***54.060***	30.414	***1:24.474***	**(1)**	***84.34***		***12:56:07.646***
4 -	54.780	30.551	1:25.331		83.49	0.857	12:57:32.977
5 -	54.490	30.559	1:25.049	(3)	83.77	0.575	12:58:58.026
6 -	54.906	31.562	1:26.468		82.39	1.994	13:00:24.494
7 -	54.672	32.194	1:26.866		82.01	2.392	13:01:51.360

P34 35 TWINS Stuart THURTLE — Aprilia RS660 - STRacing TeamTortoise / DWP

IDEAL LAP TIME : 1:24.821 BEST LAP TIME : 1:25.675 DIFFERENCE : 0.854

LAP	SECTOR 1	SECTOR 2	LAP TIME		MPH	DIFF	TIME OF DAY
1 -		30.203	1:33.762		75.98	8.087	12:53:19.900
2 -	***55.190***	30.485	***1:25.675***	**(1)**	***83.15***		***12:54:45.575***
3 -	56.177	29.991	1:26.168	(3)	82.68	0.493	12:56:11.743
4 -	56.058	***29.631***	1:25.689	(2)	83.14	0.014	12:57:37.432
5 -	56.253	30.134	1:26.387		82.47	0.712	12:59:03.819
6 -	56.046	30.163	1:26.209		82.64	0.534	13:00:30.028
7 -	56.594	30.162	1:26.756		82.12	1.081	13:01:56.784

P35 786 TWINS Ben MIETUS — Yamaha R7 - Hunts Motorcycles

IDEAL LAP TIME : 1:24.891 BEST LAP TIME : 1:25.447 DIFFERENCE : 0.556

LAP	SECTOR 1	SECTOR 2	LAP TIME		MPH	DIFF	TIME OF DAY
1 -		30.727	1:35.472		74.62	10.025	12:53:21.610
2 -	54.932	31.095	1:26.027		82.81	0.580	12:54:47.637
3 -	***54.853***	30.678	1:25.531	(2)	83.29	0.084	12:56:13.168
4 -	55.409	***30.038***	***1:25.447***	**(1)**	***83.38***		***12:57:38.615***
5 -	55.449	30.194	1:25.643	(3)	83.19	0.196	12:59:04.258
6 -	56.045	30.467	1:26.512		82.35	1.065	13:00:30.770
7 -	56.356	30.658	1:27.014		81.87	1.567	13:01:57.784

BMCRC - MRO Championships - Rnd 6 @ Donington Park National

Thunderbike Sport & Supertwins

RACE 4 - SECTOR ANALYSIS

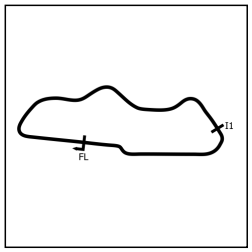

SECTOR 1 = FL to I1, SECTOR 2 = I1 to FL, DIFF = Difference To Personal Best Lap, P = Crossed Finish Line in Pit Lane, D = Time Disallowed

P36 53 Peter HAMMOND Suzuki SRAD -

IDEAL LAP TIME : 1:22.527 BEST LAP TIME : 1:22.755 DIFFERENCE : 0.228

LAP	SECTOR 1	SECTOR 2	LAP TIME	MPH	DIFF	TIME OF DAY
1 -		30.013	1:32.146	77.31	9.391	12:53:18.284
2 -	***53.394***	29.361	***1:22.755*** **(1)**	***86.09***		***12:54:41.039***
3 -	54.737	***29.133***	1:23.870 **(2)**	84.94	1.115	12:56:04.909
4 -	54.423	IN PIT	1:29.355 **P**	79.73	6.600	12:57:34.264

P37 69 Terry SMITH Yamaha R6 - Staxson racing

IDEAL LAP TIME : 1:16.224 BEST LAP TIME : 1:16.668 DIFFERENCE : 0.444

LAP	SECTOR 1	SECTOR 2	LAP TIME	MPH	DIFF	TIME OF DAY
1 -		***27.027***	1:21.884	87.00	5.216	12:53:08.022
2 -	***49.197***	27.471	***1:16.668*** **(1)**	***92.92***		***12:54:24.690***
3 -	58.646	IN PIT	1:36.230 **P**	74.03	19.562	12:56:00.920

BMCRC - MRO Championships - Rnd 6 @ Donington Park National

Thunderbike Sport & Supertwins

RACE 4 - BEST SECTORS

	SECTOR 1		SECTOR 2	
POS	NO	TIME	NO	TIME
1	44	47.445	27	26.032
2	27	47.773	21	26.154
3	102	47.863	66	26.241
4	51	48.035	54	26.251
5	530	48.048	5	26.278
6	21	48.097	51	26.327
7	54	48.117	530	26.365
8	66	48.262	44	26.366
9	5	48.322	102	26.451
10	4	48.577	173	26.575
11	87	48.779	87	26.729
12	173	48.955	4	26.774
13	33	49.037	153	26.965
14	69	49.197	33	26.977
15	153	49.250	69	27.027
16	751	49.668	751	27.060
17	414	49.948	64	27.256
18	81	50.011	333	27.284
19	64	50.084	402	27.313
20	402	50.120	414	27.356
21	162	51.084	38	27.736
22	38	51.149	81	27.759
23	333	51.228	73	28.049
24	73	51.367	172	28.115
25	164	51.543	162	28.203
26	172	51.681	75	28.210
27	75	51.862	85	28.277
28	94	51.876	94	28.371
29	46	52.073	164	28.407
30	12	52.320	46	28.407
31	679	52.533	679	28.485
32	85	52.826	12	28.786
33	53	53.394	53	29.133
34	96	54.060	35	29.631
35	786	54.853	786	30.038
36	35	55.190	96	30.237
37				

IDEAL / BEST COMPARISON

POS	NO	NAME	IDEAL	BEST	DIFF
		PERFECT LAP	1:13.477		
1	27	BROWN	1:13.805	1:14.032	0.227
2	44	GREEN	1:13.811	1:14.169	0.358
3	21	FINNIS	1:14.251	1:14.251	0.000
4	102	FEARN	1:14.314	1:14.314	0.000
5	51	BRAY	1:14.362	1:14.362	0.000
6	54	JAMISON	1:14.368	1:14.369	0.001
7	530	CREASEY	1:14.413	1:14.413	0.000
8	66	DUCRAN	1:14.503	1:14.503	0.000
9	5	STONE	1:14.600	1:14.709	0.109
10	4	KILLWORTH	1:15.351	1:15.508	0.157
11	87	CHALK	1:15.508	1:15.563	0.055
12	173	SWIFT	1:15.530	1:15.530	0.000
13	33	BISWELL	1:16.014	1:16.596	0.582
14	153	KILLWORTH	1:16.215	1:16.501	0.286
15	69	SMITH	1:16.224	1:16.668	0.444
16	751	SINCA	1:16.728	1:17.117	0.389
17	414	FORD	1:17.304	1:17.341	0.037
18	64	SALTMER	1:17.340	1:17.510	0.170
19	402	FARR	1:17.433	1:17.656	0.223
20	81	MAY	1:17.770	1:17.949	0.179
21	333	HOUGHTON	1:18.512	1:18.577	0.065
22	38	LUFF	1:18.885	1:19.350	0.465
23	162	PRIESTLEY	1:19.287	1:19.303	0.016
24	73	RANSOME	1:19.416	1:19.417	0.001
25	172	ROBINSON	1:19.796	1:19.941	0.145
26	164	FEARNLEY	1:19.950	1:20.170	0.220
27	75	MAY	1:20.072	1:20.119	0.047
28	94	BURNELL	1:20.247	1:20.400	0.153
29	46	CARTER	1:20.480	1:20.704	0.224
30	679	GOODRUM	1:21.018	1:21.018	0.000
31	85	KITE	1:21.103	1:21.358	0.255
32	12	JACKSON	1:21.106	1:21.220	0.114
33	53	HAMMOND	1:22.527	1:22.755	0.228
34	96	OAKLEY	1:24.297	1:24.474	0.177
35	35	THURTLE	1:24.821	1:25.675	0.854
36	786	MIETUS	1:24.891	1:25.447	0.556
37	557	WILTON		1:19.258	

Weather / Track : Bright / Dry

Donington Park National: 1.9790 miles
Date: 25/07/2026 Start: 12:51 Finish: 13:00

Results can be found at www.tsl-timing.com

Printed - 13:04 Saturday, 25 July 2026

BMCRC - MRO Championships - Rnd 6 @ Donington Park National

Thunderbike Sport & Supertwins

RACE 4 - STATISTICS

Competitors Started	37
Planned Start	2026-07-25 @ 12:24:00.000
Actual Start	2026-07-25 @ 12:51:46.137
Finish Time	2026-07-25 @ 13:00:31.480
Track Length	1.9790mi.
Total Laps	252
Total Distance Covered	498.7249mi.

Session Fastest Lap History

NO	CL	NAME	LAP TIME	TIME OF DAY	LAP	VEHICLE
54		**Adam JAMISON**	**1:14.786**	12:54:19.246	2	Yamaha R6
44	TWINS	**Sam GREEN**	**1:14.618**	12:54:19.515	2	Aprillia 660
44	TWINS	**Sam GREEN**	**1:14.228**	12:56:48.742	4	Aprillia 660
27	TWINS	**Ben BROWN**	**1:14.137**	12:56:51.185	4	Triumph Daytona 660
27	TWINS	**Ben BROWN**	**1:14.032**	12:58:05.217	5	Triumph Daytona 660

Session Leader History

NO	CL	NAME	FROM LAP	LAPS LED	DISTANCE	VEHICLE
54		**Adam JAMISON**	1	2	3.92 miles	Yamaha R6
44	TWINS	**Sam GREEN**	3	5	9.89 miles	Aprillia 660

Flag History

TYPE	TIME OF DAY
GREEN	12:51:46.137
FINISH	13:00:31.480

Flag Statistics

TYPE	COUNT	TOTAL LAPS	TOTAL TIME
Green	1	7	10:41.490
Red	0	0	0.000
Safety Car	0	0	0.000
FCY	0	0	0.000

BMCRC - MRO Championships - Rnd 6 @ Donington Park National

Thunderbike Sport & Supertwins

RACE 4 - STATISTICS

CLASS : 22 Starters

Fastest Lap History

NO	NAME	LAP TIME	TIME OF DAY	LAP	VEHICLE
54	**Adam JAMISON**	**1:14.786**	12:54:19.246	2	Yamaha R6
54	**Adam JAMISON**	**1:14.443**	12:56:49.237	4	Yamaha R6
530	**Morgan CREASEY**	**1:14.413**	12:56:52.183	4	Suzuki GSXR 600
102	**James FEARN**	**1:14.314**	12:56:52.657	4	Yamaha R6

Leader History

NO	NAME	FROM LAP	LAPS LED	DISTANCE	VEHICLE
54	**Adam JAMISON**	1	7	13.81 miles	Yamaha R6

BMCRC - MRO Championships - Rnd 6 @ Donington Park National

Thunderbike Sport & Supertwins

RACE 4 - STATISTICS

CLASS : TWINS

15 Starters

Fastest Lap History

NO	NAME	LAP TIME	TIME OF DAY	LAP	VEHICLE
44	**Sam GREEN**	**1:14.618**	12:54:19.515	2	Aprillia 660
44	**Sam GREEN**	**1:14.228**	12:56:48.742	4	Aprillia 660
27	**Ben BROWN**	**1:14.137**	12:56:51.185	4	Triumph Daytona 660
27	**Ben BROWN**	**1:14.032**	12:58:05.217	5	Triumph Daytona 660

Leader History

NO	NAME	FROM LAP	LAPS LED	DISTANCE	VEHICLE
44	**Sam GREEN**	1	7	13.81 miles	Aprillia 660

BMCRC - MRO Championships - Rnd 6 @ Donington Park National

Thunderbike Sport & Supertwins

RACE 14 - GRID (7 Laps)

ROW 13	39 **331** Greg WRIGHT	38 **58** James SHEEHAN	37 **35** Stuart THURTLE 1:25.675
ROW 12	36 **786** Ben MIETUS 1:25.447	35 **96** Jared OAKLEY 1:24.474	34 **53** Peter HAMMOND 1:22.755
ROW 11	33 **85** Andrew KITE 1:21.358	32 **12** Andy JACKSON 1:21.220	31 **679** Gene GOODRUM 1:21.018
ROW 10	30 **46** Isobel CARTER 1:20.704	29 **94** Alec BURNELL 1:20.400	28 **164** Adam FEARNLEY 1:20.170
ROW 9	27 **75** Stewart MAY 1:20.119	26 **172** Andrew ROBINSON 1:19.941	25 **73** David RANSOME 1:19.417
ROW 8	24 **38** David LUFF 1:19.350	23 **162** Max PRIESTLEY 1:19.303	22 **557** John WILTON 1:19.258
ROW 7	21 **333** Andrew HOUGHTON 1:18.577	20 **81** Malvern MAY 1:17.949	19 **402** Kaine FARR 1:17.656
ROW 6	18 **64** Rob SALTMER 1:17.510	17 **414** James FORD 1:17.341	16 **751** Lucian Silviu SINCA 1:17.117
ROW 5	15 **69** Terry SMITH 1:16.668	14 **33** Mark BISWELL 1:16.596	13 **153** Jordan KILLWORTH 1:16.501
ROW 4	12 **87** Finn CHALK 1:15.563	11 **173** Daniel SWIFT 1:15.530	10 **4** Hayden KILLWORTH 1:15.508
ROW 3	9 **5** Logan STONE 1:14.709	8 **66** Mitch DUCRAN 1:14.503	7 **530** Morgan CREASEY 1:14.413
ROW 2	6 **54** Adam JAMISON 1:14.369	5 **51** Dan BRAY 1:14.362	4 **102** James FEARN 1:14.314
ROW 1	3 **21** Toby FINNIS 1:14.251	2 **44** Sam GREEN 1:14.169	1 **27** Ben BROWN 1:14.032

Pole

These results are provisional until the conclusion of any judicial and technical matters.

Donington Park National: 1.9790 miles

Clerk Of Course: Caroline Patterson / Andy Brown	Timekeeper: Richard Evans	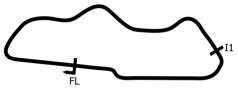

Results can be found at www.tsl-timing.com

Printed - 13:06 Saturday, 25 July 2026

BMCRC - MRO Championships - Rnd 6 @ Donington Park National

Thunderbike Sport & Supertwins

RACE 14 - CLASSIFICATION

Race Distance: 7 Laps / 13.85 miles

POS	NO	CL	PIC	NAME	ENTRY	LAPS	TIME	GAP	DIFF	MPH	BEST	ON	GRD	↑↓
1	44	TWINS	1	Sam GREEN	Aprillia 660 -	7	8:43.600			94.98	1:13.937	6	2	1
2	21	TWINS	2	Toby FINNIS	Triumph Daytona 660 - JPG Racing	7	8:48.716	5.116	5.116	94.06	1:14.251	7	3	1
3	51	TWINS	3	Dan BRAY	Yamaha R7 -	7	8:50.055	6.455	1.339	93.83	1:14.882	5	5	2
4	27	TWINS	4	Ben BROWN	Triumph Daytona 660 - Hunts Motorcycles	7	8:50.178	6.578	0.123	93.81	1:14.729	2	1	-3
5	54		1	Adam JAMISON	Yamaha R6 - Hazel Tree Estates LTD	7	8:50.183	6.583	0.005	93.80	1:14.598	2	6	1
6	66	TWINS	5	Mitch DUCRAN	Yamaha R7 - JP Haulage / Black Widow Exhausts	7	8:50.668	7.068	0.485	93.72	1:14.873	2	8	2
7	102		2	James FEARN	Yamaha R6 - Team catching killworths	7	8:51.143	7.543	0.475	93.63	1:14.603	4	4	-3
8	5		3	Logan STONE	Yamaha R6 -	7	8:53.814	10.214	2.671	93.17	1:14.835	7	9	1
9	530		4	Morgan CREASEY	Suzuki GSXR 600 - Green plant	7	8:53.924	10.324	0.110	93.15	1:14.878	6	7	-2
10	4		5	Hayden KILLWORTH	Suzuki GSXR - GreenPlantUK, Helmet City, M.S Racing, Nar	7	8:56.958	13.358	3.034	92.62	1:15.105	4	10	0
11	87	TWINS	6	Finn CHALK	BMW F900 - FCR	7	8:57.035	13.435	0.077	92.61	1:15.530	7	12	1
12	153		6	Jordan KILLWORTH	Suzuki GSX-R600 - Greenplant/Pass Bike/M.S Racing	7	8:58.146	14.546	1.111	92.42	1:15.710	7	13	1
13	331		7	Greg WRIGHT	Ducati 748R - Neos IT	7	9:02.371	18.771	4.225	91.70	1:15.915	3	39	26
14	64		8	Rob SALTMER	Kawasaki ZX6R - M-FIRE - UNION JACKED	7	9:02.456	18.856	0.085	91.68	1:16.282	7	18	4
15	33		9	Mark BISWELL	Yamaha FZR600R - Cappagh Consult Ltd	7	9:06.818	23.218	4.362	90.95	1:16.476	4	14	-1
16	173		10	Daniel SWIFT	Yamaha R6 - Swift Racing	7	9:09.867	26.267	3.049	90.45	1:16.210	5	11	-5
17	414	TWINS	7	James FORD	Aprilia RS660 -	7	9:12.502	28.902	2.635	90.01	1:17.534	6	17	0
18	69		11	Terry SMITH	Yamaha R6 - Staxson racing	7	9:16.039	32.439	3.537	89.44	1:17.656	2	15	-3
19	751		12	Lucian Silviu SINCA	Kawasaki ZX6R B1H -	7	9:18.992	35.392	2.953	88.97	1:17.641	7	16	-3
20	402		13	Kaine FARR	Suzuki GSXR - The Elms B&B Snetterton	7	9:19.836	36.236	0.844	88.84	1:17.545	7	19	-1
21	38	TWINS	8	David LUFF	BMW F900 - ATP & Sarah O'Neill	7	9:20.898	37.298	1.062	88.67	1:18.323	7	24	3
22	557		14	John WILTON	Yamaha R6 - Repetition Roasters	7	9:22.638	39.038	1.740	88.39	1:18.487	4	22	0
23	81	TWINS	9	Malvern MAY	Aprilia RS660 - IMP racing	7	9:25.185	41.585	2.547	87.99	1:19.153	5	20	-3
24	162		15	Max PRIESTLEY	Suzuki SV650 -	7	9:26.121	42.521	0.936	87.85	1:19.089	4	23	-1
25	73	TWINS	10	David RANSOME	Suzuki GSX8S - Hunts Motorcycles	7	9:26.956	43.356	0.835	87.72	1:18.138	6	25	0
26	333		16	Andrew HOUGHTON	Suzuki TL1000S - Techoir & The Bike Experience	7	9:35.626	52.026	8.670	86.40	1:19.825	5	21	-5
27	679		17	Gene GOODRUM	Suzuki GSXR 600 - Delta T Racing	7	9:38.003	54.403	2.377	86.04	1:20.862	5	31	4
28	85		18	Andrew KITE	Ducati 749 - Red Rebel Racing	7	9:38.867	55.267	0.864	85.91	1:19.981	7	33	5
29	164		19	Adam FEARNLEY	Suzuki SV650 -	7	9:38.891	55.291	0.024	85.91	1:20.789	6	28	-1
30	94		20	Alec BURNELL	Kawasaki ZX6R -	7	9:39.616	56.016	0.725	85.80	1:20.727	6	29	-1
31	172		21	Andrew ROBINSON	Yamaha YZF R6 -	7	9:42.704	59.104	3.088	85.35	1:20.707	7	26	-5
32	46	TWINS	11	Isobel CARTER	Yamaha R7 - Celtic Yamaha	7	9:43.023	59.423	0.319	85.30	1:21.240	5	30	-2
33	12	TWINS	12	Andy JACKSON	Kawasaki ER650 - Andy Jackson Racing Club 12	7	9:43.778	1:00.178	0.755	85.19	1:21.415	5	32	-1
34	96	TWINS	13	Jared OAKLEY	Kawasaki ER6 - Delta T Racing	7	10:01.949	1:18.349	18.171	82.62	1:24.002	3	35	1
35	786	TWINS	14	Ben MIETUS	Yamaha R7 - Hunts Motorcycles	7	10:02.036	1:18.436	0.087	82.61	1:23.735	3	36	1
36	35	TWINS	15	Stuart THURTLE	Aprilia RS660 - STRacing TeamTortoise / DWP	6	8:47.431	1 Lap	1 Lap	80.79	1:25.881	3	37	1
					NOT CLASSIFIED									
DNF	75			Stewart MAY	Honda CBR600F3 - JOE'S taxidermy, You Snuff 'em ,We Stu	3	4:18.948	4 Laps	3 Laps	82.01	1:21.516	2	27	
					NOT STARTED									
NS	53			Peter HAMMOND	Suzuki SRAD -								34	
NS	58			James SHEEHAN	Suzuki GSXR 600 - Motorkiwi								38	

FASTEST LAP

44	TWINS	Sam GREEN	Aprillia 660 -	6	1:13.937	96.36 mph	155.07 kph	
54		Adam JAMISON	Yamaha R6 - Hazel Tree Estates LTD	2	1:14.598	95.50 mph	153.70 kph	

Class TWINS - 92.5% of Race Speed = 87.85 mph
Class - 92.5% of Race Speed = 86.76 mph

Weather / Track : Bright / Dry
These results are provisional until the conclusion of any judicial and technical matters.

Date: 25/07/2026 Start: 16:31 Finish: 16:40
Donington Park National: 1.9790 miles

Clerk Of Course: Caroline Patterson / Andy Brown	Timekeeper: Richard Evans	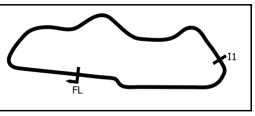

Results can be found at www.tsl-timing.com

Printed - 16:43 Saturday, 25 July 2026

BMCRC - MRO Championships - Rnd 6 @ Donington Park National

Thunderbike Sport & Supertwins

RACE 14 - LAP CHART

LAP 1 @ 16:33:15.209

NO	BEHIND	LAP TIME
44		1:18.243
51	0.417	1:18.660
54	0.982	1:19.225
27	1.041	1:19.284
21	1.329	1:19.572
66	1.578	1:19.821
87	2.007	1:20.250
102	2.279	1:20.522
5	2.695	1:20.938
530	2.854	1:21.097
153	3.600	1:21.843
4	3.909	1:22.152
64	4.098	1:22.341
173	4.340	1:22.583
331	5.581	1:23.824
69	6.678	1:24.921
414	6.914	1:25.157
81	7.285	1:25.528
33	7.411	1:25.654
751	7.603	1:25.846
402	8.134	1:26.377
38	8.537	1:26.780
557	9.386	1:27.629
162	9.750	1:27.993
164	10.705	1:28.948
75	10.741	1:28.984
73	10.972	1:29.215
333	10.995	1:29.238
679	11.325	1:29.568
46	11.948	1:30.191
94	12.412	1:30.655
85	12.945	1:31.188
12	13.210	1:31.453
96	14.581	1:32.824
172	16.336	1:34.579
786	16.610	1:34.853
35	17.581	1:35.824

LAP 2 @ 16:34:29.621

NO	BEHIND	LAP TIME
44		1:14.412
51	1.097	1:15.092
54	1.168	1:14.598
27	1.358	1:14.729
21	1.670	1:14.753
66	2.039	1:14.873
102	2.974	1:15.107
87	3.744	1:16.149
530	4.081	1:15.639
5	4.142	1:15.859
4	5.845	1:16.348
153	5.900	1:16.712
64	6.492	1:16.806
173	6.687	1:16.759
331	7.653	1:16.484
69	9.922	1:17.656
33	10.143	1:17.144
414	10.619	1:18.117
751	12.490	1:19.299
81	13.166	1:20.293
402	13.560	1:19.838
38	13.685	1:19.560
557	15.095	1:20.121
162	15.633	1:20.295
75	17.845	1:21.516
73	18.123	1:21.563
679	19.832	1:22.919
94	20.468	1:22.468
333	20.560	1:23.977
164	21.198	1:24.905
46	21.241	1:23.705
85	21.452	1:22.919
12	21.676	1:22.878
172	23.892	1:21.968
96	24.621	1:24.452
786	26.285	1:24.087
35	29.732	1:26.563

LAP 3 @ 16:35:43.842

NO	BEHIND	LAP TIME
44		1:14.221
51	2.076	1:15.200
54	2.096	1:15.149
21	2.309	1:14.860
27	2.500	1:15.363
66	2.936	1:15.118
102	3.760	1:15.007
5	5.702	1:15.781
530	5.986	1:16.126
87	6.248	1:16.725
4	7.472	1:15.848
153	7.678	1:15.999
64	9.077	1:16.806
331	9.347	1:15.915
173	11.824	1:19.358
33	12.445	1:16.523
69	13.608	1:17.907
414	14.107	1:17.709
751	16.682	1:18.413
81	18.350	1:19.405
402	18.637	1:19.298
38	18.977	1:19.513
557	20.034	1:19.160
162	20.919	1:19.507
73	26.006	1:22.104
679	26.526	1:20.915
333	26.773	1:20.434
94	27.303	1:21.056
164	28.112	1:21.135
85	29.825	1:22.594
46	30.005	1:22.985
12	30.340	1:22.885
172	30.895	1:21.224
75	32.072	1:28.448 **P**
96	34.402	1:24.002
786	35.799	1:23.735
35	41.392	1:25.881

LAP 4 @ 16:36:58.116

NO	BEHIND	LAP TIME
44		1:14.274
54	2.875	1:15.053
51	2.999	1:15.197
21	3.114	1:15.079
27	3.271	1:15.045
66	3.624	1:14.962
102	4.089	1:14.603
530	7.444	1:15.732
5	7.531	1:16.103
87	7.809	1:15.835
4	8.303	1:15.105
153	9.296	1:15.892
64	11.311	1:16.508
331	11.429	1:16.356
33	14.647	1:16.476
173	16.499	1:18.949
69	17.019	1:17.685
414	17.395	1:17.562
751	21.960	1:19.552
81	23.459	1:19.383
402	23.784	1:19.421
38	24.001	1:19.298
557	24.247	1:18.487
162	25.734	1:19.089
73	30.247	1:18.515
333	33.748	1:21.249
679	34.149	1:21.897
94	34.574	1:21.545
164	35.003	1:21.165
85	36.217	1:20.666
46	37.264	1:21.533
12	37.732	1:21.666
172	38.104	1:21.483
96	44.930	1:24.802
786	46.282	1:24.757
35	53.620	1:26.502

LAP 5 @ 16:38:12.196

NO	BEHIND	LAP TIME
44		1:14.080
51	3.801	1:14.882
21	4.163	1:15.129
27	4.721	1:15.530
54	4.742	1:15.947
66	4.913	1:15.369
102	5.360	1:15.351
5	8.576	1:15.125
530	8.708	1:15.344
87	9.964	1:16.235
4	9.973	1:15.750
153	11.442	1:16.226
64	13.757	1:16.526
331	13.884	1:16.535
33	17.159	1:16.592
173	18.629	1:16.210
69	21.824	1:18.885
414	21.969	1:18.654
751	27.497	1:19.617
38	28.436	1:18.515
81	28.532	1:19.153
402	28.860	1:19.156
557	29.845	1:19.678
162	31.467	1:19.813
73	34.893	1:18.726
333	39.493	1:19.825
679	40.931	1:20.862
94	41.591	1:21.097
164	42.069	1:21.146
85	43.385	1:21.248
46	44.424	1:21.240
12	45.067	1:21.415
172	45.256	1:21.232
96	56.139	1:25.289
786	56.837	1:24.635
35	1:06.099	1:26.559

LAP 6 @ 16:39:26.133

NO	BEHIND	LAP TIME
44		1:13.937
51	5.222	1:15.358
21	5.298	1:15.072
27	5.679	1:14.895
54	5.700	1:14.895
66	6.507	1:15.531
102	6.944	1:15.521
530	9.649	1:14.878
5	9.812	1:15.173
4	12.018	1:15.982
87	12.338	1:16.311
153	13.269	1:15.764
331	16.400	1:16.453
64	17.007	1:17.187
33	20.170	1:16.948
173	22.287	1:17.595
414	25.566	1:17.534
69	27.098	1:19.211
751	32.184	1:18.624
402	33.124	1:18.201
38	33.408	1:18.909
81	33.830	1:19.235
557	34.820	1:18.912
162	37.032	1:19.502
73	39.094	1:18.138
333	45.465	1:19.909
679	47.955	1:20.961
94	48.381	1:20.727
164	48.921	1:20.789
85	49.719	1:20.271
46	52.509	1:22.022
172	52.830	1:21.511
12	53.060	1:21.930
96	1:07.469	1:25.267
786	1:07.687	1:24.787

LAP 7 @ 16:40:40.566

NO	BEHIND	LAP TIME
44		1:14.433
35	1 Lap	1:26.102
21	5.116	1:14.251
51	6.455	1:15.666
27	6.578	1:15.332
54	6.583	1:15.316
66	7.068	1:14.994
102	7.543	1:15.032
5	10.214	1:14.835
530	10.324	1:15.108
4	13.358	1:15.773
87	13.435	1:15.530
153	14.546	1:15.710
331	18.771	1:16.804
64	18.856	1:16.282
33	23.218	1:17.481
173	26.267	1:18.413
414	28.902	1:17.769
69	32.439	1:19.774
751	35.392	1:17.641
402	36.236	1:17.545
38	37.298	1:18.323
557	39.038	1:18.651
81	41.585	1:22.188
162	42.521	1:19.922
73	43.356	1:18.695
333	52.026	1:20.994
679	54.403	1:20.881
85	55.267	1:19.981
164	55.291	1:20.803
94	56.016	1:22.068
172	59.104	1:20.707
46	59.423	1:21.347
12	1:00.178	1:21.551
96	1:18.349	1:25.313
786	1:18.436	1:25.182

Weather / Track : Bright / Dry

Donington Park National: 1.9790 miles
Date: 25/07/2026 Start: 16:31 Finish: 16:40

Results can be found at www.tsl-timing.com

Printed - 16:44 Saturday, 25 July 2026

BMCRC - MRO Championships - Rnd 6 @ Donington Park National

Thunderbike Sport & Supertwins

RACE 14 - POSITION CHART

No	Name	Lap / Pos	1	2	3	4	5	6	7
27	BROWN	1	44	44	44	44	44	44	44
44	GREEN	2	51	51	51	54	51	51	21
21	FINNIS	3	54	54	54	51	21	21	51
102	FEARN	4	27	27	21	21	27	27	27
51	BRAY	5	21	21	27	27	54	54	54
54	JAMISON	6	66	66	66	66	66	66	66
530	CREASEY	7	87	102	102	102	102	102	102
66	DUCRAN	8	102	87	5	530	5	530	5
5	STONE	9	5	530	530	5	530	5	530
4	KILLWORTH	10	530	5	87	87	87	4	4
173	SWIFT	11	153	4	4	4	4	87	87
87	CHALK	12	4	153	153	153	153	153	153
153	KILLWORTH	13	64	64	64	64	64	331	331
33	BISWELL	14	173	173	331	331	331	64	64
69	SMITH	15	331	331	173	33	33	33	33
751	SINCA	16	69	69	33	173	173	173	173
414	FORD	17	414	33	69	69	69	414	414
64	SALTMER	18	81	414	414	414	414	69	69
402	FARR	19	33	751	751	751	751	751	751
81	MAY	20	751	81	81	81	38	402	402
333	HOUGHTON	21	402	402	402	402	81	38	38
557	WILTON	22	38	38	38	38	402	81	557
162	PRIESTLEY	23	557	557	557	557	557	557	81
38	LUFF	24	162	162	162	162	162	162	162
73	RANSOME	25	164	75	73	73	73	73	73
172	ROBINSON	26	75	73	679	333	333	333	333
75	MAY	27	73	679	333	679	679	679	679
164	FEARNLEY	28	333	94	94	94	94	94	85
94	BURNELL	29	679	333	164	164	164	164	164
46	CARTER	30	46	164	85	85	85	85	94
679	GOODRUM	31	94	46	46	46	46	46	172
12	JACKSON	32	85	85	12	12	12	172	46
85	KITE	33	12	12	172	172	172	12	12
53	HAMMOND	34	96	172	*75*	96	96	96	96
96	OAKLEY	35	172	96	96	786	786	786	786
786	MIETUS	36	786	786	786	35	35	35	
35	THURTLE	37	35	35	35				
58	SHEEHAN	38							
331	WRIGHT	39							

Weather / Track : Bright / Dry

Donington Park National: 1.9790 miles
Date: 25/07/2026 Start: 16:31 Finish: 16:40

Results can be found at www.tsl-timing.com

Printed - 16:44 Saturday, 25 July 2026

BMCRC - MRO Championships - Rnd 6 @ Donington Park National

Thunderbike Sport & Supertwins

RACE 14 - SECTOR ANALYSIS

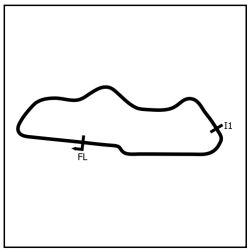

SECTOR 1 = FL to I1, SECTOR 2 = I1 to FL, DIFF = Difference To Personal Best Lap, P = Crossed Finish Line in Pit Lane, D = Time Disallowed

P1 44 TWINS Sam GREEN

Aprillia 660 -

IDEAL LAP TIME : 1:13.937 BEST LAP TIME : 1:13.937 DIFFERENCE : 0.000

LAP	SECTOR 1	SECTOR 2	LAP TIME		MPH	DIFF	TIME OF DAY
1 -		26.513	1:18.243		91.05	4.306	16:33:15.209
2 -	48.072	26.340	1:14.412		95.74	0.475	16:34:29.621
3 -	47.845	26.376	1:14.221	(3)	95.99	0.284	16:35:43.842
4 -	47.764	26.510	1:14.274		95.92	0.337	16:36:58.116
5 -	47.653	26.427	1:14.080	(2)	96.17	0.143	16:38:12.196
6 -	***47.608***	***26.329***	***1:13.937***	***(1)***	***96.36***		***16:39:26.133***
7 -	47.818	26.615	1:14.433		95.71	0.496	16:40:40.566

P2 21 TWINS Toby FINNIS

Triumph Daytona 660 - JPG Racing

IDEAL LAP TIME : 1:14.238 BEST LAP TIME : 1:14.251 DIFFERENCE : 0.013

LAP	SECTOR 1	SECTOR 2	LAP TIME		MPH	DIFF	TIME OF DAY
1 -		26.940	1:19.572		89.53	5.321	16:33:16.538
2 -	48.492	***26.261***	1:14.753	(2)	95.30	0.502	16:34:31.291
3 -	48.495	26.365	1:14.860	(3)	95.17	0.609	16:35:46.151
4 -	48.306	26.773	1:15.079		94.89	0.828	16:37:01.230
5 -	48.538	26.591	1:15.129		94.83	0.878	16:38:16.359
6 -	48.169	26.903	1:15.072		94.90	0.821	16:39:31.431
7 -	***47.977***	26.274	***1:14.251***	***(1)***	***95.95***		***16:40:45.682***

P3 51 TWINS Dan BRAY

Yamaha R7 -

IDEAL LAP TIME : 1:14.687 BEST LAP TIME : 1:14.882 DIFFERENCE : 0.195

LAP	SECTOR 1	SECTOR 2	LAP TIME		MPH	DIFF	TIME OF DAY
1 -		***26.495***	1:18.660		90.57	3.778	16:33:15.626
2 -	48.221	26.871	1:15.092	(2)	94.87	0.210	16:34:30.718
3 -	48.361	26.839	1:15.200		94.74	0.318	16:35:45.918
4 -	48.253	26.944	1:15.197	(3)	94.74	0.315	16:37:01.115
5 -	***48.192***	26.690	***1:14.882***	***(1)***	***95.14***		***16:38:15.997***
6 -	48.412	26.946	1:15.358		94.54	0.476	16:39:31.355
7 -	48.766	26.900	1:15.666		94.15	0.784	16:40:47.021

P4 27 TWINS Ben BROWN

Triumph Daytona 660 - Hunts Motorcycles

IDEAL LAP TIME : 1:14.414 BEST LAP TIME : 1:14.729 DIFFERENCE : 0.315

LAP	SECTOR 1	SECTOR 2	LAP TIME		MPH	DIFF	TIME OF DAY
1 -		26.963	1:19.284		89.86	4.555	16:33:16.250
2 -	48.451	***26.278***	***1:14.729***	***(1)***	***95.33***		***16:34:30.979***
3 -	49.004	26.359	1:15.363		94.53	0.634	16:35:46.342
4 -	48.660	26.385	1:15.045	(3)	94.93	0.316	16:37:01.387
5 -	48.734	26.796	1:15.530		94.32	0.801	16:38:16.917
6 -	***48.136***	26.759	1:14.895	(2)	95.12	0.166	16:39:31.812
7 -	48.823	26.509	1:15.332		94.57	0.603	16:40:47.144

P5 54 Adam JAMISON

Yamaha R6 - Hazel Tree Estates LTD

IDEAL LAP TIME : 1:14.598 BEST LAP TIME : 1:14.598 DIFFERENCE : 0.000

LAP	SECTOR 1	SECTOR 2	LAP TIME		MPH	DIFF	TIME OF DAY
1 -		26.850	1:19.225		89.92	4.627	16:33:16.191
2 -	***48.139***	***26.459***	***1:14.598***	***(1)***	***95.50***		***16:34:30.789***
3 -	48.565	26.584	1:15.149		94.80	0.551	16:35:45.938
4 -	48.243	26.810	1:15.053	(3)	94.92	0.455	16:37:00.991
5 -	48.736	27.211	1:15.947		93.81	1.349	16:38:16.938
6 -	48.410	26.485	1:14.895	(2)	95.12	0.297	16:39:31.833
7 -	48.429	26.887	1:15.316		94.59	0.718	16:40:47.149

BMCRC - MRO Championships - Rnd 6 @ Donington Park National

Thunderbike Sport & Supertwins

RACE 14 - SECTOR ANALYSIS

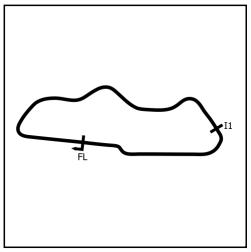

SECTOR 1 = FL to I1, SECTOR 2 = I1 to FL, DIFF = Difference To Personal Best Lap, P = Crossed Finish Line in Pit Lane, D = Time Disallowed

P6 66 TWINS Mitch DUCRAN

Yamaha R7 - JP Haulage / Black Widow Exhausts

IDEAL LAP TIME : 1:14.801 BEST LAP TIME : 1:14.873 DIFFERENCE : 0.072

LAP	SECTOR 1	SECTOR 2	LAP TIME	MPH	DIFF	TIME OF DAY
1 -		26.961	1:19.821	89.25	4.948	16:33:16.787
2 -	48.523	26.350	***1:14.873*** **(1)**	***95.15***		***16:34:31.660***
3 -	48.665	26.453	1:15.118	94.84	0.245	16:35:46.778
4 -	***48.460***	26.502	1:14.962 **(2)**	95.04	0.089	16:37:01.740
5 -	48.653	26.716	1:15.369	94.53	0.496	16:38:17.109
6 -	48.928	26.603	1:15.531	94.32	0.658	16:39:32.640
7 -	48.653	***26.341***	1:14.994 **(3)**	95.00	0.121	16:40:47.634

P7 102 James FEARN

Yamaha R6 - Team catching killworths

IDEAL LAP TIME : 1:14.589 BEST LAP TIME : 1:14.603 DIFFERENCE : 0.014

LAP	SECTOR 1	SECTOR 2	LAP TIME	MPH	DIFF	TIME OF DAY
1 -		26.790	1:20.522	88.48	5.919	16:33:17.488
2 -	48.564	26.543	1:15.107	94.85	0.504	16:34:32.595
3 -	48.370	26.637	1:15.007 **(2)**	94.98	0.404	16:35:47.602
4 -	***48.108***	26.495	***1:14.603*** **(1)**	***95.50***		***16:37:02.205***
5 -	48.522	26.829	1:15.351	94.55	0.748	16:38:17.556
6 -	48.796	26.725	1:15.521	94.33	0.918	16:39:33.077
7 -	48.551	***26.481***	1:15.032 **(3)**	94.95	0.429	16:40:48.109

P8 5 Logan STONE

Yamaha R6 -

IDEAL LAP TIME : 1:14.570 BEST LAP TIME : 1:14.835 DIFFERENCE : 0.265

LAP	SECTOR 1	SECTOR 2	LAP TIME	MPH	DIFF	TIME OF DAY
1 -		26.782	1:20.938	88.02	6.103	16:33:17.904
2 -	48.904	26.955	1:15.859	93.91	1.024	16:34:33.763
3 -	49.180	26.601	1:15.781	94.01	0.946	16:35:49.544
4 -	49.050	27.053	1:16.103	93.61	1.268	16:37:05.647
5 -	48.454	26.671	1:15.125 **(2)**	94.83	0.290	16:38:20.772
6 -	48.693	***26.480***	1:15.173 **(3)**	94.77	0.338	16:39:35.945
7 -	***48.090***	26.745	***1:14.835*** **(1)**	***95.20***		***16:40:50.780***

P9 530 Morgan CREASEY

Suzuki GSXR 600 - Green plant

IDEAL LAP TIME : 1:14.717 BEST LAP TIME : 1:14.878 DIFFERENCE : 0.161

LAP	SECTOR 1	SECTOR 2	LAP TIME	MPH	DIFF	TIME OF DAY
1 -		26.747	1:21.097	87.85	6.219	16:33:18.063
2 -	48.795	26.844	1:15.639	94.19	0.761	16:34:33.702
3 -	48.911	27.215	1:16.126	93.59	1.248	16:35:49.828
4 -	48.893	26.839	1:15.732	94.07	0.854	16:37:05.560
5 -	48.293	27.051	1:15.344 **(3)**	94.56	0.466	16:38:20.904
6 -	48.352	***26.526***	***1:14.878*** **(1)**	***95.15***		***16:39:35.782***
7 -	***48.191***	26.917	1:15.108 **(2)**	94.85	0.230	16:40:50.890

P10 4 Hayden KILLWORTH

Suzuki GSXR - GreenPlantUK, Helmet City, M.S Racing, Nan, F

IDEAL LAP TIME : 1:15.105 BEST LAP TIME : 1:15.105 DIFFERENCE : 0.000

LAP	SECTOR 1	SECTOR 2	LAP TIME	MPH	DIFF	TIME OF DAY
1 -		27.297	1:22.152	86.72	7.047	16:33:19.118
2 -	49.384	26.964	1:16.348	93.31	1.243	16:34:35.466
3 -	48.827	27.021	1:15.848	93.93	0.743	16:35:51.314
4 -	***48.408***	***26.697***	***1:15.105*** **(1)**	***94.86***		***16:37:06.419***
5 -	48.691	27.059	1:15.750 **(2)**	94.05	0.645	16:38:22.169
6 -	48.986	26.996	1:15.982	93.76	0.877	16:39:38.151
7 -	48.714	27.059	1:15.773 **(3)**	94.02	0.668	16:40:53.924

BMCRC - MRO Championships - Rnd 6 @ Donington Park National

Thunderbike Sport & Supertwins

RACE 14 - SECTOR ANALYSIS

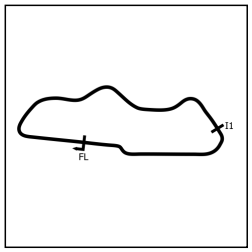

SECTOR 1 = FL to I1, SECTOR 2 = I1 to FL, DIFF = Difference To Personal Best Lap, P = Crossed Finish Line in Pit Lane, D = Time Disallowed

P11 87 TWINS Finn CHALK — BMW F900 - FCR

IDEAL LAP TIME : 1:15.266 BEST LAP TIME : 1:15.530 DIFFERENCE : 0.264

LAP	SECTOR 1	SECTOR 2	LAP TIME	MPH	DIFF	TIME OF DAY
1 -		26.867	1:20.250	88.78	4.720	16:33:17.216
2 -	49.372	26.777	1:16.149 (3)	93.56	0.619	16:34:33.365
3 -	49.439	27.286	1:16.725	92.85	1.195	16:35:50.090
4 -	49.260	***26.575***	1:15.835 (2)	93.94	0.305	16:37:05.925
5 -	49.411	26.824	1:16.235	93.45	0.705	16:38:22.160
6 -	49.528	26.783	1:16.311	93.36	0.781	16:39:38.471
7 -	***48.691***	26.839	***1:15.530 (1)***	***94.32***		***16:40:54.001***

P12 153 Jordan KILLWORTH — Suzuki GSX-R600 - Greenplant/Pass Bike/M.S Racing

IDEAL LAP TIME : 1:15.433 BEST LAP TIME : 1:15.710 DIFFERENCE : 0.277

LAP	SECTOR 1	SECTOR 2	LAP TIME	MPH	DIFF	TIME OF DAY
1 -		27.205	1:21.843	87.05	6.133	16:33:18.809
2 -	49.470	27.242	1:16.712	92.87	1.002	16:34:35.521
3 -	49.244	***26.755***	1:15.999	93.74	0.289	16:35:51.520
4 -	49.008	26.884	1:15.892 (3)	93.87	0.182	16:37:07.412
5 -	49.258	26.968	1:16.226	93.46	0.516	16:38:23.638
6 -	48.914	26.850	1:15.764 (2)	94.03	0.054	16:39:39.402
7 -	***48.678***	27.032	***1:15.710 (1)***	***94.10***		***16:40:55.112***

P13 331 Greg WRIGHT — Ducati 748R - Neos IT

IDEAL LAP TIME : 1:15.901 BEST LAP TIME : 1:15.915 DIFFERENCE : 0.014

LAP	SECTOR 1	SECTOR 2	LAP TIME	MPH	DIFF	TIME OF DAY
1 -		27.295	1:23.824	84.99	7.909	16:33:20.790
2 -	49.406	27.078	1:16.484	93.15	0.569	16:34:37.274
3 -	***48.930***	26.985	***1:15.915 (1)***	***93.85***		***16:35:53.189***
4 -	49.385	***26.971***	1:16.356 (2)	93.30	0.441	16:37:09.545
5 -	49.178	27.357	1:16.535	93.08	0.620	16:38:26.080
6 -	49.289	27.164	1:16.453 (3)	93.18	0.538	16:39:42.533
7 -	49.309	27.495	1:16.804	92.76	0.889	16:40:59.337

P14 64 Rob SALTMER — Kawasaki ZX6R - M-FIRE - UNION JACKED

IDEAL LAP TIME : 1:16.198 BEST LAP TIME : 1:16.282 DIFFERENCE : 0.084

LAP	SECTOR 1	SECTOR 2	LAP TIME	MPH	DIFF	TIME OF DAY
1 -		27.158	1:22.341	86.52	6.059	16:33:19.307
2 -	49.486	27.320	1:16.806	92.76	0.524	16:34:36.113
3 -	49.355	27.451	1:16.806	92.76	0.524	16:35:52.919
4 -	49.346	27.162	1:16.508 (2)	93.12	0.226	16:37:09.427
5 -	***49.275***	27.251	1:16.526 (3)	93.10	0.244	16:38:25.953
6 -	49.891	27.296	1:17.187	92.30	0.905	16:39:43.140
7 -	49.359	***26.923***	***1:16.282 (1)***	***93.39***		***16:40:59.422***

P15 33 Mark BISWELL — Yamaha FZR600R - Cappagh Consult Ltd

IDEAL LAP TIME : 1:16.284 BEST LAP TIME : 1:16.476 DIFFERENCE : 0.192

LAP	SECTOR 1	SECTOR 2	LAP TIME	MPH	DIFF	TIME OF DAY
1 -		28.014	1:25.654	83.17	9.178	16:33:22.620
2 -	50.000	27.144	1:17.144	92.35	0.668	16:34:39.764
3 -	49.682	***26.841***	1:16.523 (2)	93.10	0.047	16:35:56.287
4 -	49.448	27.028	***1:16.476 (1)***	***93.16***		***16:37:12.763***
5 -	***49.443***	27.149	1:16.592 (3)	93.02	0.116	16:38:29.355
6 -	49.889	27.059	1:16.948	92.59	0.472	16:39:46.303
7 -	49.946	27.535	1:17.481	91.95	1.005	16:41:03.784

BMCRC - MRO Championships - Rnd 6 @ Donington Park National

Thunderbike Sport & Supertwins

RACE 14 - SECTOR ANALYSIS

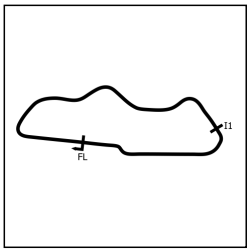

SECTOR 1 = FL to I1, SECTOR 2 = I1 to FL, DIFF = Difference To Personal Best Lap, P = Crossed Finish Line in Pit Lane, D = Time Disallowed

P16 173 Daniel SWIFT — Yamaha R6 - Swift Racing

IDEAL LAP TIME : 1:16.210 BEST LAP TIME : 1:16.210 DIFFERENCE : 0.000

LAP	SECTOR 1	SECTOR 2	LAP TIME	MPH	DIFF	TIME OF DAY
1 -		27.103	1:22.583	86.27	6.373	16:33:19.549
2 -	49.702	27.057	1:16.759 (2)	92.81	0.549	16:34:36.308
3 -	49.454	29.904	1:19.358	89.77	3.148	16:35:55.666
4 -	51.602	27.347	1:18.949	90.24	2.739	16:37:14.615
5 -	***49.308***	***26.902***	***1:16.210 (1)***	***93.48***		***16:38:30.825***
6 -	50.348	27.247	1:17.595 (3)	91.81	1.385	16:39:48.420
7 -	50.523	27.890	1:18.413	90.86	2.203	16:41:06.833

P17 414 TWINS James FORD — Aprilia RS660 -

IDEAL LAP TIME : 1:17.302 BEST LAP TIME : 1:17.534 DIFFERENCE : 0.232

LAP	SECTOR 1	SECTOR 2	LAP TIME	MPH	DIFF	TIME OF DAY
1 -		28.334	1:25.157	83.66	7.623	16:33:22.123
2 -	50.546	27.571	1:18.117	91.20	0.583	16:34:40.240
3 -	50.182	27.527	1:17.709 (3)	91.68	0.175	16:35:57.949
4 -	50.080	***27.482***	1:17.562 (2)	91.85	0.028	16:37:15.511
5 -	50.801	27.853	1:18.654	90.58	1.120	16:38:34.165
6 -	***49.820***	27.714	***1:17.534 (1)***	***91.89***		***16:39:51.699***
7 -	49.967	27.802	1:17.769	91.61	0.235	16:41:09.468

P18 69 Terry SMITH — Yamaha R6 - Staxson racing

IDEAL LAP TIME : 1:17.233 BEST LAP TIME : 1:17.656 DIFFERENCE : 0.423

LAP	SECTOR 1	SECTOR 2	LAP TIME	MPH	DIFF	TIME OF DAY
1 -		27.661	1:24.921	83.89	7.265	16:33:21.887
2 -	50.363	***27.293***	***1:17.656 (1)***	***91.74***		***16:34:39.543***
3 -	50.491	27.416	1:17.907 (3)	91.45	0.251	16:35:57.450
4 -	***49.940***	27.745	1:17.685 (2)	91.71	0.029	16:37:15.135
5 -	51.045	27.840	1:18.885	90.31	1.229	16:38:34.020
6 -	51.520	27.691	1:19.211	89.94	1.555	16:39:53.231
7 -	51.898	27.876	1:19.774	89.31	2.118	16:41:13.005

P19 751 Lucian Silviu SINCA — Kawasaki ZX6R B1H -

IDEAL LAP TIME : 1:17.520 BEST LAP TIME : 1:17.641 DIFFERENCE : 0.121

LAP	SECTOR 1	SECTOR 2	LAP TIME	MPH	DIFF	TIME OF DAY
1 -		28.372	1:25.846	82.99	8.205	16:33:22.812
2 -	51.361	27.938	1:19.299	89.84	1.658	16:34:42.111
3 -	50.829	27.584	1:18.413 (2)	90.86	0.772	16:36:00.524
4 -	51.457	28.095	1:19.552	89.55	1.911	16:37:20.076
5 -	51.933	27.684	1:19.617	89.48	1.976	16:38:39.693
6 -	51.339	***27.285***	1:18.624 (3)	90.61	0.983	16:39:58.317
7 -	***50.235***	27.406	***1:17.641 (1)***	***91.76***		***16:41:15.958***

P20 402 Kaine FARR — Suzuki GSXR - The Elms B&B Snetterton

IDEAL LAP TIME : 1:17.434 BEST LAP TIME : 1:17.545 DIFFERENCE : 0.111

LAP	SECTOR 1	SECTOR 2	LAP TIME	MPH	DIFF	TIME OF DAY
1 -		28.148	1:26.377	82.48	8.832	16:33:23.343
2 -	51.833	28.005	1:19.838	89.23	2.293	16:34:43.181
3 -	51.633	27.665	1:19.298	89.84	1.753	16:36:02.479
4 -	51.669	27.752	1:19.421	89.70	1.876	16:37:21.900
5 -	51.675	27.481	1:19.156 (3)	90.00	1.611	16:38:41.056
6 -	***50.432***	27.769	1:18.201 (2)	91.10	0.656	16:39:59.257
7 -	50.543	***27.002***	***1:17.545 (1)***	***91.87***		***16:41:16.802***

BMCRC - MRO Championships - Rnd 6 @ Donington Park National

Thunderbike Sport & Supertwins

RACE 14 - SECTOR ANALYSIS

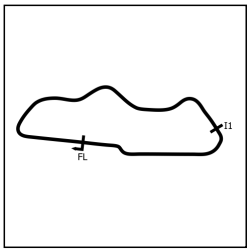

SECTOR 1 = FL to I1, SECTOR 2 = I1 to FL, DIFF = Difference To Personal Best Lap, P = Crossed Finish Line in Pit Lane, D = Time Disallowed

P21 38 TWINS David LUFF

BMW F900 - ATP & Sarah O'Neill

IDEAL LAP TIME : 1:17.861 BEST LAP TIME : 1:18.323 DIFFERENCE : 0.462

LAP	SECTOR 1	SECTOR 2	LAP TIME		MPH	DIFF	TIME OF DAY
1 -		27.793	1:26.780		82.10	8.457	16:33:23.746
2 -	51.811	27.749	1:19.560		89.55	1.237	16:34:43.306
3 -	52.023	27.490	1:19.513		89.60	1.190	16:36:02.819
4 -	51.511	27.787	1:19.298		89.84	0.975	16:37:22.117
5 -	50.866	27.649	1:18.515	(2)	90.74	0.192	16:38:40.632
6 -	***50.604***	28.305	1:18.909	(3)	90.28	0.586	16:39:59.541
7 -	51.066	***27.257***	***1:18.323***	(1)	***90.96***		***16:41:17.864***

P22 557 John WILTON

Yamaha R6 - Repetition Roasters

IDEAL LAP TIME : 1:18.472 BEST LAP TIME : 1:18.487 DIFFERENCE : 0.015

LAP	SECTOR 1	SECTOR 2	LAP TIME		MPH	DIFF	TIME OF DAY
1 -		28.149	1:27.629		81.30	9.142	16:33:24.595
2 -	51.813	28.308	1:20.121		88.92	1.634	16:34:44.716
3 -	51.316	27.844	1:19.160		90.00	0.673	16:36:03.876
4 -	***50.832***	27.655	***1:18.487***	(1)	***90.77***		***16:37:22.363***
5 -	51.740	27.938	1:19.678		89.41	1.191	16:38:42.041
6 -	51.272	***27.640***	1:18.912	(3)	90.28	0.425	16:40:00.953
7 -	50.951	27.700	1:18.651	(2)	90.58	0.164	16:41:19.604

P23 81 TWINS Malvern MAY

Aprilia RS660 - IMP racing

IDEAL LAP TIME : 1:18.500 BEST LAP TIME : 1:19.153 DIFFERENCE : 0.653

LAP	SECTOR 1	SECTOR 2	LAP TIME		MPH	DIFF	TIME OF DAY
1 -		28.101	1:25.528		83.30	6.375	16:33:22.494
2 -	***50.609***	29.684	1:20.293		88.73	1.140	16:34:42.787
3 -	51.470	27.935	1:19.405		89.72	0.252	16:36:02.192
4 -	51.492	***27.891***	1:19.383	(3)	89.75	0.230	16:37:21.575
5 -	50.911	28.242	***1:19.153***	(1)	***90.01***		***16:38:40.728***
6 -	51.262	27.973	1:19.235	(2)	89.91	0.082	16:39:59.963
7 -	51.295	30.893	1:22.188		86.68	3.035	16:41:22.151

P24 162 Max PRIESTLEY

Suzuki SV650 -

IDEAL LAP TIME : 1:18.981 BEST LAP TIME : 1:19.089 DIFFERENCE : 0.108

LAP	SECTOR 1	SECTOR 2	LAP TIME		MPH	DIFF	TIME OF DAY
1 -		29.188	1:27.993		80.96	8.904	16:33:24.959
2 -	51.806	28.489	1:20.295		88.73	1.206	16:34:45.254
3 -	51.265	28.242	1:19.507	(3)	89.61	0.418	16:36:04.761
4 -	***50.778***	28.311	***1:19.089***	(1)	***90.08***		***16:37:23.850***
5 -	51.442	28.371	1:19.813		89.26	0.724	16:38:43.663
6 -	51.299	***28.203***	1:19.502	(2)	89.61	0.413	16:40:03.165
7 -	51.376	28.546	1:19.922		89.14	0.833	16:41:23.087

P25 73 TWINS David RANSOME

Suzuki GSX8S - Hunts Motorcycles

IDEAL LAP TIME : 1:18.138 BEST LAP TIME : 1:18.138 DIFFERENCE : 0.000

LAP	SECTOR 1	SECTOR 2	LAP TIME		MPH	DIFF	TIME OF DAY
1 -		29.292	1:29.215		79.85	11.077	16:33:26.181
2 -	52.900	28.663	1:21.563		87.35	3.425	16:34:47.744
3 -	53.121	28.983	1:22.104		86.77	3.966	16:36:09.848
4 -	50.843	27.672	1:18.515	(2)	90.74	0.377	16:37:28.363
5 -	50.742	27.984	1:18.726		90.49	0.588	16:38:47.089
6 -	***50.557***	***27.581***	***1:18.138***	(1)	***91.18***		***16:40:05.227***
7 -	50.797	27.898	1:18.695	(3)	90.53	0.557	16:41:23.922

BMCRC - MRO Championships - Rnd 6 @ Donington Park National

Thunderbike Sport & Supertwins

RACE 14 - SECTOR ANALYSIS

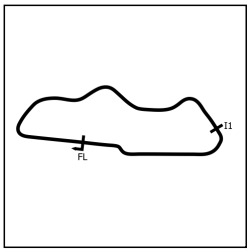

SECTOR 1 = FL to I1, SECTOR 2 = I1 to FL, DIFF = Difference To Personal Best Lap, P = Crossed Finish Line in Pit Lane, D = Time Disallowed

P26 **333** **Andrew HOUGHTON** Suzuki TL1000S - Techoir & The Bike Experience

IDEAL LAP TIME : 1:19.715 BEST LAP TIME : 1:19.825 DIFFERENCE : 0.110

LAP	SECTOR 1	SECTOR 2	LAP TIME		MPH	DIFF	TIME OF DAY
1 -		28.570	1:29.238		79.83	9.413	16:33:26.204
2 -	55.311	28.666	1:23.977		84.84	4.152	16:34:50.181
3 -	52.130	28.304	1:20.434	(3)	88.57	0.609	16:36:10.615
4 -	52.823	28.426	1:21.249		87.68	1.424	16:37:31.864
5 -	52.033	***27.792***	***1:19.825***	**(1)**	***89.25***		***16:38:51.689***
6 -	***51.923***	27.986	1:19.909	(2)	89.15	0.084	16:40:11.598
7 -	52.540	28.454	1:20.994		87.96	1.169	16:41:32.592

P27 **679** **Gene GOODRUM** Suzuki GSXR 600 - Delta T Racing

IDEAL LAP TIME : 1:20.760 BEST LAP TIME : 1:20.862 DIFFERENCE : 0.102

LAP	SECTOR 1	SECTOR 2	LAP TIME		MPH	DIFF	TIME OF DAY
1 -		28.650	1:29.568		79.54	8.706	16:33:26.534
2 -	54.078	28.841	1:22.919		85.92	2.057	16:34:49.453
3 -	52.428	28.487	1:20.915	(3)	88.05	0.053	16:36:10.368
4 -	52.877	29.020	1:21.897		86.99	1.035	16:37:32.265
5 -	***52.323***	28.539	***1:20.862***	**(1)**	***88.10***		***16:38:53.127***
6 -	52.524	***28.437***	1:20.961		88.00	0.099	16:40:14.088
7 -	52.419	28.462	1:20.881	(2)	88.08	0.019	16:41:34.969

P28 **85** **Andrew KITE** Ducati 749 - Red Rebel Racing

IDEAL LAP TIME : 1:19.935 BEST LAP TIME : 1:19.981 DIFFERENCE : 0.046

LAP	SECTOR 1	SECTOR 2	LAP TIME		MPH	DIFF	TIME OF DAY
1 -		28.724	1:31.188		78.13	11.207	16:33:28.154
2 -	53.796	29.123	1:22.919		85.92	2.938	16:34:51.073
3 -	53.292	29.302	1:22.594		86.26	2.613	16:36:13.667
4 -	***52.078***	28.588	1:20.666	(3)	88.32	0.685	16:37:34.333
5 -	52.707	28.541	1:21.248		87.69	1.267	16:38:55.581
6 -	52.247	28.024	1:20.271	(2)	88.75	0.290	16:40:15.852
7 -	52.124	***27.857***	***1:19.981***	**(1)**	***89.07***		***16:41:35.833***

P29 **164** **Adam FEARNLEY** Suzuki SV650 -

IDEAL LAP TIME : 1:20.401 BEST LAP TIME : 1:20.789 DIFFERENCE : 0.388

LAP	SECTOR 1	SECTOR 2	LAP TIME		MPH	DIFF	TIME OF DAY
1 -		29.258	1:28.948		80.09	8.159	16:33:25.914
2 -	54.777	30.128	1:24.905		83.91	4.116	16:34:50.819
3 -	52.720	***28.415***	1:21.135	(3)	87.81	0.346	16:36:11.954
4 -	***51.986***	29.179	1:21.165		87.77	0.376	16:37:33.119
5 -	52.040	29.106	1:21.146		87.80	0.357	16:38:54.265
6 -	51.989	28.800	***1:20.789***	**(1)**	***88.18***		***16:40:15.054***
7 -	52.294	28.509	1:20.803	(2)	88.17	0.014	16:41:35.857

P30 **94** **Alec BURNELL** Kawasaki ZX6R -

IDEAL LAP TIME : 1:20.511 BEST LAP TIME : 1:20.727 DIFFERENCE : 0.216

LAP	SECTOR 1	SECTOR 2	LAP TIME		MPH	DIFF	TIME OF DAY
1 -		29.174	1:30.655		78.59	9.928	16:33:27.621
2 -	53.223	29.245	1:22.468		86.39	1.741	16:34:50.089
3 -	52.471	28.585	1:21.056	(2)	87.89	0.329	16:36:11.145
4 -	52.579	28.966	1:21.545		87.37	0.818	16:37:32.690
5 -	***52.097***	29.000	1:21.097	(3)	87.85	0.370	16:38:53.787
6 -	52.209	28.518	***1:20.727***	**(1)**	***88.25***		***16:40:14.514***
7 -	53.654	***28.414***	1:22.068		86.81	1.341	16:41:36.582

BMCRC - MRO Championships - Rnd 6 @ Donington Park National

Thunderbike Sport & Supertwins

RACE 14 - SECTOR ANALYSIS

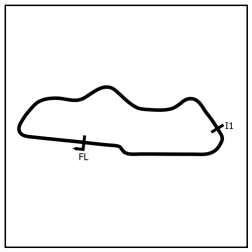

SECTOR 1 = FL to I1, SECTOR 2 = I1 to FL, DIFF = Difference To Personal Best Lap, P = Crossed Finish Line in Pit Lane, D = Time Disallowed

P31 172 Andrew ROBINSON Yamaha YZF R6 -

IDEAL LAP TIME : 1:20.464 BEST LAP TIME : 1:20.707 DIFFERENCE : 0.243

LAP	SECTOR 1	SECTOR 2	LAP TIME	MPH	DIFF	TIME OF DAY
1 -		30.312	1:34.579	75.33	13.872	16:33:31.545
2 -	53.451	28.517	1:21.968	86.91	1.261	16:34:53.513
3 -	52.934	28.290	1:21.224 (2)	87.71	0.517	16:36:14.737
4 -	53.094	28.389	1:21.483	87.43	0.776	16:37:36.220
5 -	52.733	28.499	1:21.232 (3)	87.70	0.525	16:38:57.452
6 -	***52.542***	28.969	1:21.511	87.40	0.804	16:40:18.963
7 -	52.785	***27.922***	***1:20.707*** (1)	***88.27***		***16:41:39.670***

P32 46 TWINS Isobel CARTER Yamaha R7 - Celtic Yamaha

IDEAL LAP TIME : 1:21.057 BEST LAP TIME : 1:21.240 DIFFERENCE : 0.183

LAP	SECTOR 1	SECTOR 2	LAP TIME	MPH	DIFF	TIME OF DAY
1 -		29.671	1:30.191	78.99	8.951	16:33:27.157
2 -	53.993	29.712	1:23.705	85.11	2.465	16:34:50.862
3 -	53.904	29.081	1:22.985	85.85	1.745	16:36:13.847
4 -	53.051	28.482	1:21.533 (3)	87.38	0.293	16:37:35.380
5 -	52.784	***28.456***	***1:21.240*** (1)	***87.69***		***16:38:56.620***
6 -	52.903	29.119	1:22.022	86.86	0.782	16:40:18.642
7 -	***52.601***	28.746	1:21.347 (2)	87.58	0.107	16:41:39.989

P33 12 TWINS Andy JACKSON Kawasaki ER650 - Andy Jackson Racing Club 12

IDEAL LAP TIME : 1:21.100 BEST LAP TIME : 1:21.415 DIFFERENCE : 0.315

LAP	SECTOR 1	SECTOR 2	LAP TIME	MPH	DIFF	TIME OF DAY
1 -		29.482	1:31.453	77.90	10.038	16:33:28.419
2 -	53.691	29.187	1:22.878	85.96	1.463	16:34:51.297
3 -	53.922	28.963	1:22.885	85.95	1.470	16:36:14.182
4 -	52.996	28.670	1:21.666 (3)	87.24	0.251	16:37:35.848
5 -	***52.561***	28.854	***1:21.415*** (1)	***87.51***		***16:38:57.263***
6 -	53.065	28.865	1:21.930	86.96	0.515	16:40:19.193
7 -	53.012	***28.539***	1:21.551 (2)	87.36	0.136	16:41:40.744

P34 96 TWINS Jared OAKLEY Kawasaki ER6 - Delta T Racing

IDEAL LAP TIME : 1:23.853 BEST LAP TIME : 1:24.002 DIFFERENCE : 0.149

LAP	SECTOR 1	SECTOR 2	LAP TIME	MPH	DIFF	TIME OF DAY
1 -		***29.901***	1:32.824	76.75	8.822	16:33:29.790
2 -	54.281	30.171	1:24.452 (2)	84.36	0.450	16:34:54.242
3 -	***53.952***	30.050	***1:24.002*** (1)	***84.81***		***16:36:18.244***
4 -	54.431	30.371	1:24.802 (3)	84.01	0.800	16:37:43.046
5 -	54.543	30.746	1:25.289	83.53	1.287	16:39:08.335
6 -	54.480	30.787	1:25.267	83.55	1.265	16:40:33.602
7 -	54.826	30.487	1:25.313	83.51	1.311	16:41:58.915

P35 786 TWINS Ben MIETUS Yamaha R7 - Hunts Motorcycles

IDEAL LAP TIME : 1:23.735 BEST LAP TIME : 1:23.735 DIFFERENCE : 0.000

LAP	SECTOR 1	SECTOR 2	LAP TIME	MPH	DIFF	TIME OF DAY
1 -		30.864	1:34.853	75.11	11.118	16:33:31.819
2 -	54.401	29.686	1:24.087 (2)	84.72	0.352	16:34:55.906
3 -	***54.139***	***29.596***	***1:23.735*** (1)	***85.08***		***16:36:19.641***
4 -	54.544	30.213	1:24.757	84.05	1.022	16:37:44.398
5 -	54.201	30.434	1:24.635 (3)	84.18	0.900	16:39:09.033
6 -	54.340	30.447	1:24.787	84.02	1.052	16:40:33.820
7 -	55.335	29.847	1:25.182	83.64	1.447	16:41:59.002

BMCRC - MRO Championships - Rnd 6 @ Donington Park National

Thunderbike Sport & Supertwins

RACE 14 - SECTOR ANALYSIS

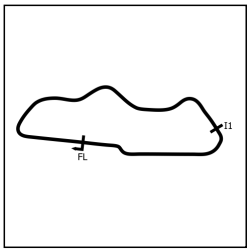

SECTOR 1 = FL to I1, SECTOR 2 = I1 to FL, DIFF = Difference To Personal Best Lap, P = Crossed Finish Line in Pit Lane, D = Time Disallowed

P36 35 TWINS Stuart THURTLE — Aprilia RS660 - STRacing TeamTortoise / DWP

IDEAL LAP TIME : 1:25.644 BEST LAP TIME : 1:25.881 DIFFERENCE : 0.237

LAP	SECTOR 1	SECTOR 2	LAP TIME		MPH	DIFF	TIME OF DAY
1 -		32.150	1:35.824		74.35	9.943	16:33:32.790
2 -	56.577	***29.986***	1:26.563		82.30	0.682	16:34:59.353
3 -	***55.658***	30.223	***1:25.881***	**(1)**	***82.95***		***16:36:25.234***
4 -	56.143	30.359	1:26.502	**(3)**	82.36	0.621	16:37:51.736
5 -	56.179	30.380	1:26.559		82.30	0.678	16:39:18.295
6 -	56.104	29.998	1:26.102	**(2)**	82.74	0.221	16:40:44.397

P37 75 Stewart MAY — Honda CBR600F3 - JOE'S taxidermy, You Snuff 'em ,We Stuff 'e

IDEAL LAP TIME : 1:21.379 BEST LAP TIME : 1:21.516 DIFFERENCE : 0.137

LAP	SECTOR 1	SECTOR 2	LAP TIME		MPH	DIFF	TIME OF DAY
1 -		***28.836***	1:28.984		80.06	7.468	16:33:25.950
2 -	***52.543***	28.973	***1:21.516***	**(1)**	***87.40***		***16:34:47.466***
3 -	53.063	IN PIT	1:28.448	**P**	80.55	6.932	16:36:15.914

BMCRC - MRO Championships - Rnd 6 @ Donington Park National

Thunderbike Sport & Supertwins

RACE 14 - BEST SECTORS

	SECTOR 1		SECTOR 2	
POS	NO	TIME	NO	TIME
1	44	47.608	21	26.261
2	21	47.977	27	26.278
3	5	48.090	44	26.329
4	102	48.108	66	26.341
5	27	48.136	54	26.459
6	54	48.139	5	26.480
7	530	48.191	102	26.481
8	51	48.192	51	26.495
9	4	48.408	530	26.526
10	66	48.460	87	26.575
11	153	48.678	4	26.697
12	87	48.691	153	26.755
13	331	48.930	33	26.841
14	64	49.275	173	26.902
15	173	49.308	64	26.923
16	33	49.443	331	26.971
17	414	49.820	402	27.002
18	69	49.940	38	27.257
19	751	50.235	751	27.285
20	402	50.432	69	27.293
21	73	50.557	414	27.482
22	38	50.604	73	27.581
23	81	50.609	557	27.640
24	162	50.778	333	27.792
25	557	50.832	85	27.857
26	333	51.923	81	27.891
27	164	51.986	172	27.922
28	85	52.078	162	28.203
29	94	52.097	94	28.414
30	679	52.323	164	28.415
31	172	52.542	679	28.437
32	75	52.543	46	28.456
33	12	52.561	12	28.539
34	46	52.601	75	28.836
35	96	53.952	786	29.596
36	786	54.139	96	29.901
37	35	55.658	35	29.986

IDEAL / BEST COMPARISON

POS	NO	NAME	IDEAL	BEST	DIFF
		PERFECT LAP	1:13.869		
1	44	GREEN	1:13.937	1:13.937	0.000
2	21	FINNIS	1:14.238	1:14.251	0.013
3	27	BROWN	1:14.414	1:14.729	0.315
4	5	STONE	1:14.570	1:14.835	0.265
5	102	FEARN	1:14.589	1:14.603	0.014
6	54	JAMISON	1:14.598	1:14.598	0.000
7	51	BRAY	1:14.687	1:14.882	0.195
8	530	CREASEY	1:14.717	1:14.878	0.161
9	66	DUCRAN	1:14.801	1:14.873	0.072
10	4	KILLWORTH	1:15.105	1:15.105	0.000
11	87	CHALK	1:15.266	1:15.530	0.264
12	153	KILLWORTH	1:15.433	1:15.710	0.277
13	331	WRIGHT	1:15.901	1:15.915	0.014
14	64	SALTMER	1:16.198	1:16.282	0.084
15	173	SWIFT	1:16.210	1:16.210	0.000
16	33	BISWELL	1:16.284	1:16.476	0.192
17	69	SMITH	1:17.233	1:17.656	0.423
18	414	FORD	1:17.302	1:17.534	0.232
19	402	FARR	1:17.434	1:17.545	0.111
20	751	SINCA	1:17.520	1:17.641	0.121
21	38	LUFF	1:17.861	1:18.323	0.462
22	73	RANSOME	1:18.138	1:18.138	0.000
23	557	WILTON	1:18.472	1:18.487	0.015
24	81	MAY	1:18.500	1:19.153	0.653
25	162	PRIESTLEY	1:18.981	1:19.089	0.108
26	333	HOUGHTON	1:19.715	1:19.825	0.110
27	85	KITE	1:19.935	1:19.981	0.046
28	164	FEARNLEY	1:20.401	1:20.789	0.388
29	172	ROBINSON	1:20.464	1:20.707	0.243
30	94	BURNELL	1:20.511	1:20.727	0.216
31	679	GOODRUM	1:20.760	1:20.862	0.102
32	46	CARTER	1:21.057	1:21.240	0.183
33	12	JACKSON	1:21.100	1:21.415	0.315
34	75	MAY	1:21.379	1:21.516	0.137
35	786	MIETUS	1:23.735	1:23.735	0.000
36	96	OAKLEY	1:23.853	1:24.002	0.149
37	35	THURTLE	1:25.644	1:25.881	0.237

Weather / Track : Bright / Dry

Donington Park National: 1.9790 miles
Date: 25/07/2026 Start: 16:31 Finish: 16:40

Results can be found at www.tsl-timing.com

Printed - 16:43 Saturday, 25 July 2026

BMCRC - MRO Championships - Rnd 6 @ Donington Park National

Thunderbike Sport & Supertwins

RACE 14 - STATISTICS

Competitors Started	37
Planned Start	2026-07-25 @ 16:07:00.000
Actual Start	2026-07-25 @ 16:31:56.966
Finish Time	2026-07-25 @ 16:40:40.565
Track Length	1.9790mi.
Total Laps	254
Total Distance Covered	502.6830mi.

Session Fastest Lap History

NO	CL	NAME	LAP TIME	TIME OF DAY	LAP	VEHICLE
44	TWINS	**Sam GREEN**	**1:14.412**	16:34:29.621	2	Aprillia 660
44	TWINS	**Sam GREEN**	**1:14.221**	16:35:43.842	3	Aprillia 660
44	TWINS	**Sam GREEN**	**1:14.080**	16:38:12.196	5	Aprillia 660
44	TWINS	**Sam GREEN**	**1:13.937**	16:39:26.133	6	Aprillia 660

Session Leader History

NO	CL	NAME	FROM LAP	LAPS LED	DISTANCE	VEHICLE
44	TWINS	**Sam GREEN**	1	7	13.81 miles	Aprillia 660

Flag History

TYPE	TIME OF DAY
GREEN	16:31:56.966
FINISH	16:40:40.565

Flag Statistics

TYPE	COUNT	TOTAL LAPS	TOTAL TIME
Green	1	7	10:20.973
Red	0	0	0.000
Safety Car	0	0	0.000
FCY	0	0	0.000

BMCRC - MRO Championships - Rnd 6 @ Donington Park National

Thunderbike Sport & Supertwins

RACE 14 - STATISTICS

CLASS : 22 Starters

Fastest Lap History

NO	NAME	LAP TIME	TIME OF DAY	LAP	VEHICLE
54	**Adam JAMISON**	**1:14.598**	16:34:30.789	2	Yamaha R6

Leader History

NO	NAME	FROM LAP	LAPS LED	DISTANCE	VEHICLE
54	**Adam JAMISON**	1	7	13.81 miles	Yamaha R6

Weather / Track : Bright / Dry

Donington Park National: 1.9790 miles
Date: 25/07/2026 Start: 16:31 Finish: 16:40

BMCRC - MRO Championships - Rnd 6 @ Donington Park National

Thunderbike Sport & Supertwins

RACE 14 - STATISTICS

CLASS : TWINS

15 Starters

Fastest Lap History

NO	NAME	LAP TIME	TIME OF DAY	LAP	VEHICLE
44	**Sam GREEN**	**1:14.412**	16:34:29.621	2	Aprillia 660
44	**Sam GREEN**	**1:14.221**	16:35:43.842	3	Aprillia 660
44	**Sam GREEN**	**1:14.080**	16:38:12.196	5	Aprillia 660
44	**Sam GREEN**	**1:13.937**	16:39:26.133	6	Aprillia 660

Leader History

NO	NAME	FROM LAP	LAPS LED	DISTANCE	VEHICLE
44	**Sam GREEN**	1	7	13.81 miles	Aprillia 660

Weather / Track : Bright / Dry

Donington Park National: 1.9790 miles
Date: 25/07/2026 Start: 16:31 Finish: 16:40

BMCRC - MRO Championships - Rnd 6 @ Donington Park National

Thunderbike Sport & Supertwins

RACE 4 - GRID (10 Laps)

ROW 13	39 **58** James SHEEHAN	38 **53** Peter HAMMOND	37 **35** Stuart THURTLE 1:25.881
ROW 12	36 **96** Jared OAKLEY 1:24.002	35 **786** Ben MIETUS 1:23.735	34 **75** Stewart MAY 1:21.516
ROW 11	33 **12** Andy JACKSON 1:21.415	32 **46** Isobel CARTER 1:21.240	31 **679** Gene GOODRUM 1:20.862
ROW 10	30 **164** Adam FEARNLEY 1:20.789	29 **94** Alec BURNELL 1:20.727	28 **172** Andrew ROBINSON 1:20.707
ROW 9	27 **85** Andrew KITE 1:19.981	26 **333** Andrew HOUGHTON 1:19.825	25 **81** Malvern MAY 1:19.153
ROW 8	24 **162** Max PRIESTLEY 1:19.089	23 **557** John WILTON 1:18.487	22 **38** David LUFF 1:18.323
ROW 7	21 **73** David RANSOME 1:18.138	20 **69** Terry SMITH 1:17.656	19 **751** Lucian Silviu SINCA 1:17.641
ROW 6	18 **402** Kaine FARR 1:17.545	17 **414** James FORD 1:17.534	16 **33** Mark BISWELL 1:16.476
ROW 5	15 **64** Rob SALTMER 1:16.282	14 **173** Daniel SWIFT 1:16.210	13 **331** Greg WRIGHT 1:15.915
ROW 4	12 **153** Jordan KILLWORTH 1:15.710	11 **87** Finn CHALK 1:15.530	10 **4** Hayden KILLWORTH 1:15.105
ROW 3	9 **51** Dan BRAY 1:14.882	8 **530** Morgan CREASEY 1:14.878	7 **66** Mitch DUCRAN 1:14.873
ROW 2	6 **5** Logan STONE 1:14.835	5 **27** Ben BROWN 1:14.729	4 **102** James FEARN 1:14.603
ROW 1	3 **54** Adam JAMISON 1:14.598	2 **21** Toby FINNIS 1:14.251	1 **44** Sam GREEN 1:13.937

Pole

These results are provisional until the conclusion of any judicial and technical matters.

Donington Park National: 1.9790 miles

Clerk Of Course: Caroline Patterson / Andy Brown	Timekeeper: Richard Evans	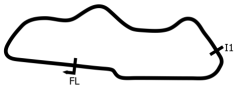

Results can be found at www.tsl-timing.com

Printed - 16:45 Saturday, 25 July 2026

BMCRC - MRO Championships - Rnd 6 @ Donington Park National

Thunderbike Sport & Supertwins

RACE 4 - CLASSIFICATION

Race Distance: 5 Laps / 9.89 miles

POS	NO	CL	PIC	NAME	ENTRY	LAPS	TIME	GAP	DIFF	MPH	BEST	ON	GRD	↑↓
1	66	TWINS	1	Mitch DUCRAN	Yamaha R7 - JP Haulage / Black Widow Exhausts	5	6:22.917			92.67	1:15.435	4	7	6
2	102		1	James FEARN	Yamaha R6 - Team catching killworths	5	6:27.314	4.397	4.397	91.62	1:16.025	2	4	2
3	51	TWINS	2	Dan BRAY	Yamaha R7 -	5	6:27.590	4.673	0.276	91.55	1:16.196	3	9	6
4	530		2	Morgan CREASEY	Suzuki GSXR 600 - Green plant	5	6:29.458	6.541	1.868	91.11	1:16.048	4	8	4
5	153		3	Jordan KILLWORTH	Suzuki GSX-R600 - Greenplant/Pass Bike/M.S Racing	5	6:31.466	8.549	2.008	90.65	1:16.771	2	12	7
6	4		4	Hayden KILLWORTH	Suzuki GSXR - GreenPlantUK, Helmet City, M.S Racing, Nar	5	6:31.565	8.648	0.099	90.62	1:16.198	5	10	4
7	21*	TWINS	3	Toby FINNIS	Triumph Daytona 660 - JPG Racing	5	6:34.023	11.106	2.458	90.06	1:16.556	4	2	-5
8	87	TWINS	4	Finn CHALK	BMW F900 - FCR	5	6:34.801	11.884	0.778	89.88	1:17.216	4	11	3
9	5		5	Logan STONE	Yamaha R6 -	5	6:37.965	15.048	3.164	89.17	1:17.765	4	6	-3
10	69		6	Terry SMITH	Yamaha R6 - Staxson racing	5	6:42.157	19.240	4.192	88.24	1:18.872	4	20	10
11	64		7	Rob SALTMER	Kawasaki ZX6R - M-FIRE - UNION JACKED	5	6:42.306	19.389	0.149	88.20	1:18.531	2	15	4
12	414	TWINS	5	James FORD	Aprilia RS660 -	5	6:42.452	19.535	0.146	88.17	1:17.584	4	17	5
13	33		8	Mark BISWELL	Yamaha FZR600R - Cappagh Consult Ltd	5	6:44.047	21.130	1.595	87.82	1:18.092	4	16	3
14	173		9	Daniel SWIFT	Yamaha R6 - Swift Racing	5	6:44.375	21.458	0.328	87.75	1:19.010	5	14	0
15	81	TWINS	6	Malvern MAY	Aprilia RS660 - IMP racing	5	6:45.198	22.281	0.823	87.57	1:18.830	4	25	10
16	751		10	Lucian Silviu SINCA	Kawasaki ZX6R B1H -	5	6:49.980	27.063	4.782	86.55	1:19.822	4	19	3
17	38	TWINS	7	David LUFF	BMW F900 - ATP & Sarah O'Neill	5	6:50.878	27.961	0.898	86.36	1:20.623	3	22	5
18	94		11	Alec BURNELL	Kawasaki ZX6R -	5	6:59.827	36.910	8.949	84.52	1:21.227	5	29	11
19	557*		12	John WILTON	Yamaha R6 - Repetition Roasters	5	7:02.804	39.887	2.977	83.93	1:21.843	5	23	4
20	402		13	Kaine FARR	Suzuki GSXR - The Elms B&B Snetterton	5	7:02.987	40.070	0.183	83.89	1:22.952	5	18	-2
21	679		14	Gene GOODRUM	Suzuki GSXR 600 - Delta T Racing	5	7:03.206	40.289	0.219	83.85	1:22.531	5	31	10
22	75		15	Stewart MAY	Honda CBR600F3 - JOE'S taxidermy, You Snuff 'em ,We Stu	5	7:04.713	41.796	1.507	83.55	1:23.144	5	34	12
23	12	TWINS	8	Andy JACKSON	Kawasaki ER650 - Andy Jackson Racing Club 12	5	7:05.407	42.490	0.694	83.41	1:23.319	5	33	10
24	46	TWINS	9	Isobel CARTER	Yamaha R7 - Celtic Yamaha	5	7:15.935	53.018	10.528	81.40	1:24.820	5	32	8
25	172		16	Andrew ROBINSON	Yamaha YZF R6 -	5	7:25.470	1:02.553	9.535	79.66	1:25.686	5	28	3
26	333		17	Andrew HOUGHTON	Suzuki TL1000S - Techoir & The Bike Experience	5	7:27.741	1:04.824	2.271	79.25	1:27.987	2	26	0
27	96	TWINS	10	Jared OAKLEY	Kawasaki ER6 - Delta T Racing	5	7:28.398	1:05.481	0.657	79.14	1:27.830	5	36	9
28	786	TWINS	11	Ben MIETUS	Yamaha R7 - Hunts Motorcycles	5	7:29.185	1:06.268	0.787	79.00	1:27.836	5	35	7

NOT STARTED

NS	44	TWINS	Sam GREEN	Aprillia 660 -		1
NS	54		Adam JAMISON	Yamaha R6 - Hazel Tree Estates LTD		3
NS	27	TWINS	Ben BROWN	Triumph Daytona 660 - Hunts Motorcycles		5
NS	331		Greg WRIGHT	Ducati 748R - Neos IT		13
NS	73	TWINS	David RANSOME	Suzuki GSX8S - Hunts Motorcycles		21
NS	162		Max PRIESTLEY	Suzuki SV650 -		24
NS	85		Andrew KITE	Ducati 749 - Red Rebel Racing		27
NS	164		Adam FEARNLEY	Suzuki SV650 -		30
NS	35	TWINS	Stuart THURTLE	Aprilia RS660 - STRacing TeamTortoise / DWP		37
NS	58		James SHEEHAN	Suzuki GSXR 600 - Motorkiwi		38
NS	53		Peter HAMMOND	Suzuki SRAD -		39

FASTEST LAP

66	TWINS	Mitch DUCRAN	Yamaha R7 - JP Haulage / Black Widow Exhausts	4	1:15.435	94.44 mph	151.99 kph
102		James FEARN	Yamaha R6 - Team catching killworths	2	1:16.025	93.71 mph	150.81 kph

#21 & #557 - No working transponders, please fix for your next race to be timed.
Class TWINS - 92.5% of Race Speed = 85.71 mph
Class - 92.5% of Race Speed = 84.74 mph

Weather / Track : Cloudy / Dry
These results are provisional until the conclusion of any judicial and technical matters.

Date: 26/07/2026 Start: 11:39 Finish: 11:45
Donington Park National: 1.9790 miles

Clerk Of Course: Caroline Patterson / Andy Brown

Timekeeper: Richard Evans

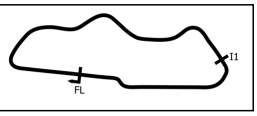

Results can be found at www.tsl-timing.com

Printed - 11:48 Sunday, 26 July 2026

BMCRC - MRO Championships - Rnd 6 @ Donington Park National

Thunderbike Sport & Supertwins

RACE 4 - LAP CHART

LAP 1	@ 11:40:20.085	
NO	BEHIND	LAP TIME
102		1:19.983
66	0.531	1:20.514
51	1.442	1:21.425
153	2.443	1:22.426
87	3.018	1:23.001
5	3.316	1:23.299
4	3.869	1:23.852
530	4.205	1:24.188
64	4.264	1:24.247
21	4.553	1:24.536
69	5.685	1:25.668
173	6.094	1:26.077
38	7.041	1:27.024
414	7.101	1:27.084
81	8.216	1:28.199
751	8.407	1:28.390
402	9.647	1:29.630
557	10.050	1:30.033
679	10.279	1:30.262
33	10.402	1:30.385
75	10.907	1:30.890
12	11.205	1:31.188
94	11.592	1:31.575
46	13.700	1:33.683
333	14.617	1:34.600
172	15.131	1:35.114
96	15.417	1:35.400
786	16.104	1:36.087

LAP 2	@ 11:41:36.110	
NO	BEHIND	LAP TIME
102		1:16.025
66	0.288	1:15.782
51	1.651	1:16.234
153	3.189	1:16.771
530	4.976	1:16.796
87	5.397	1:18.404
4	5.785	1:17.941
21	6.360	1:17.832
64	6.770	1:18.531
5	7.455	1:20.164
69	8.938	1:19.278
173	9.913	1:19.844
414	10.280	1:19.204
81	11.725	1:19.534
38	12.207	1:21.191
751	13.236	1:20.854
33	13.371	1:18.994
402	17.359	1:23.737
679	17.842	1:23.588
75	18.549	1:23.667
94	18.744	1:23.177
12	19.090	1:23.910
557	19.695	1:25.670
46	24.595	1:26.920
333	26.579	1:27.987
172	26.795	1:27.689
96	27.945	1:28.553
786	28.641	1:28.562

LAP 3	@ 11:42:51.862	
NO	BEHIND	LAP TIME
66		1:15.464
102	0.291	1:16.043
51	2.095	1:16.196
153	4.288	1:16.851
530	5.350	1:16.126
4	7.314	1:17.281
87	7.805	1:18.160
21	7.880	1:17.272
5	10.447	1:18.744
64	10.770	1:19.752
69	12.183	1:18.997
173	13.820	1:19.659
414	13.973	1:19.445
81	15.719	1:19.746
33	16.102	1:18.483
38	17.078	1:20.623
751	17.309	1:19.825
402	25.242	1:23.635
94	25.365	1:22.373
679	26.012	1:23.922
557	26.229	1:22.286
75	26.320	1:23.523
12	27.006	1:23.668
46	34.109	1:25.266
333	39.356	1:28.529
172	40.146	1:29.103
96	40.189	1:27.996
786	41.727	1:28.838

LAP 4	@ 11:44:07.297	
NO	BEHIND	LAP TIME
66		1:15.435
102	1.002	1:16.146
51	3.045	1:16.385
530	5.963	1:16.048
153	6.367	1:17.514
4	8.172	1:16.293
21	9.001	1:16.556
87	9.586	1:17.216
5	12.777	1:17.765
64	14.949	1:19.614
69	15.620	1:18.872
414	16.122	1:17.584
173	18.170	1:19.785
33	18.759	1:18.092
81	19.114	1:18.830
751	21.696	1:19.822
38	22.286	1:20.643
94	31.405	1:21.475
402	32.840	1:23.033
679	33.480	1:22.903
557	33.766	1:22.971
75	34.374	1:23.489
12	34.893	1:23.322
46	43.920	1:25.246
333	52.378	1:28.457
172	52.589	1:27.878
96	53.373	1:28.619
786	54.154	1:27.862

LAP 5	@ 11:45:23.019	
NO	BEHIND	LAP TIME
66		1:15.722
102	4.397	1:19.117
51	4.673	1:17.350
530	6.541	1:16.300
153	8.549	1:17.904
4	8.648	1:16.198
21	11.106	1:17.827
87	11.884	1:18.020
5	15.048	1:17.993
69	19.240	1:19.342
64	19.389	1:20.162
414	19.535	1:19.135
33	21.130	1:18.093
173	21.458	1:19.010
81	22.281	1:18.889
751	27.063	1:21.089
38	27.961	1:21.397
94	36.910	1:21.227
557	39.887	1:21.843
402	40.070	1:22.952
679	40.289	1:22.531
75	41.796	1:23.144
12	42.490	1:23.319
46	53.018	1:24.820
172	1:02.553	1:25.686
333	1:04.824	1:28.168
96	1:05.481	1:27.830
786	1:06.268	1:27.836

Weather / Track : Cloudy / Dry

Donington Park National: 1.9790 miles
Date: 26/07/2026 Start: 11:39 Finish: 11:45

Results can be found at www.tsl-timing.com

Printed - 11:48 Sunday, 26 July 2026

BMCRC - MRO Championships - Rnd 6 @ Donington Park National

Thunderbike Sport & Supertwins

RACE 4 - POSITION CHART

No	Name	Lap Pos	1	2	3	4	5
44	GREEN	1	102	102	66	66	66
21	FINNIS	2	66	66	102	102	102
54	JAMISON	3	51	51	51	51	51
102	FEARN	4	153	153	153	530	530
27	BROWN	5	87	530	530	153	153
5	STONE	6	5	87	4	4	4
66	DUCRAN	7	4	4	87	21	21
530	CREASEY	8	530	21	21	87	87
51	BRAY	9	64	64	5	5	5
4	KILLWORTH	10	21	5	64	64	69
87	CHALK	11	69	69	69	69	64
153	KILLWORTH	12	173	173	173	414	414
331	WRIGHT	13	38	414	414	173	33
173	SWIFT	14	414	81	81	33	173
64	SALTMER	15	81	38	33	81	81
33	BISWELL	16	751	751	38	751	751
414	FORD	17	402	33	751	38	38
402	FARR	18	557	402	402	94	94
751	SINCA	19	679	679	94	402	557
69	SMITH	20	33	75	679	679	402
73	RANSOME	21	75	94	557	557	679
38	LUFF	22	12	12	75	75	75
557	WILTON	23	94	557	12	12	12
162	PRIESTLEY	24	46	46	46	46	46
81	MAY	25	333	333	333	333	172
333	HOUGHTON	26	172	172	172	172	333
85	KITE	27	96	96	96	96	96
172	ROBINSON	28	786	786	786	786	786
94	BURNELL	29					
164	FEARNLEY	30					
679	GOODRUM	31					
46	CARTER	32					
12	JACKSON	33					
75	MAY	34					
786	MIETUS	35					
96	OAKLEY	36					
35	THURTLE	37					
58	SHEEHAN	38					
53	HAMMOND	39					

Weather / Track : Cloudy / Dry

Donington Park National: 1.9790 miles
Date: 26/07/2026 Start: 11:39 Finish: 11:45

Results can be found at www.tsl-timing.com

Printed - 11:48 Sunday, 26 July 2026

BMCRC - MRO Championships - Rnd 6 @ Donington Park National

Thunderbike Sport & Supertwins

RACE 4 - SECTOR ANALYSIS

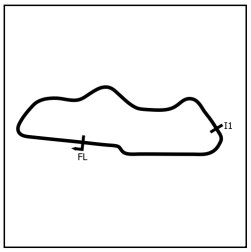

SECTOR 1 = FL to I1, SECTOR 2 = I1 to FL, DIFF = Difference To Personal Best Lap, P = Crossed Finish Line in Pit Lane, D = Time Disallowed

P1 66 TWINS Mitch DUCRAN — Yamaha R7 - JP Haulage / Black Widow Exhausts

IDEAL LAP TIME : 1:15.159 BEST LAP TIME : 1:15.435 DIFFERENCE : 0.276

LAP	SECTOR 1	SECTOR 2	LAP TIME		MPH	DIFF	TIME OF DAY
1 -		26.813	1:20.514		88.48	5.079	11:40:20.616
2 -	48.957	26.825	1:15.782		94.01	0.347	11:41:36.398
3 -	48.795	***26.669***	1:15.464	**(2)**	94.41	0.029	11:42:51.862
4 -	***48.490***	26.945	***1:15.435***	**(1)**	***94.44***		***11:44:07.297***
5 -	48.744	26.978	1:15.722	**(3)**	94.08	0.287	11:45:23.019

P2 102 James FEARN — Yamaha R6 - Team catching killworths

IDEAL LAP TIME : 1:15.842 BEST LAP TIME : 1:16.025 DIFFERENCE : 0.183

LAP	SECTOR 1	SECTOR 2	LAP TIME		MPH	DIFF	TIME OF DAY
1 -		27.268	1:19.983		89.07	3.958	11:40:20.085
2 -	***48.877***	27.148	***1:16.025***	**(1)**	***93.71***		***11:41:36.110***
3 -	48.978	27.065	1:16.043	**(2)**	93.69	0.018	11:42:52.153
4 -	49.181	***26.965***	1:16.146	**(3)**	93.56	0.121	11:44:08.299
5 -	51.286	27.831	1:19.117		90.05	3.092	11:45:27.416

P3 51 TWINS Dan BRAY — Yamaha R7 -

IDEAL LAP TIME : 1:16.125 BEST LAP TIME : 1:16.196 DIFFERENCE : 0.071

LAP	SECTOR 1	SECTOR 2	LAP TIME		MPH	DIFF	TIME OF DAY
1 -		27.235	1:21.425		87.49	5.229	11:40:21.527
2 -	49.041	***27.193***	1:16.234	**(2)**	93.45	0.038	11:41:37.761
3 -	***48.932***	27.264	***1:16.196***	**(1)**	***93.50***		***11:42:53.957***
4 -	49.032	27.353	1:16.385	**(3)**	93.27	0.189	11:44:10.342
5 -	49.721	27.629	1:17.350		92.10	1.154	11:45:27.692

P4 530 Morgan CREASEY — Suzuki GSXR 600 - Green plant

IDEAL LAP TIME : 1:15.978 BEST LAP TIME : 1:16.048 DIFFERENCE : 0.070

LAP	SECTOR 1	SECTOR 2	LAP TIME		MPH	DIFF	TIME OF DAY
1 -		27.703	1:24.188		84.62	8.140	11:40:24.290
2 -	49.817	***26.979***	1:16.796		92.77	0.748	11:41:41.086
3 -	49.110	27.016	1:16.126	**(2)**	93.59	0.078	11:42:57.212
4 -	***48.999***	27.049	***1:16.048***	**(1)**	***93.68***		***11:44:13.260***
5 -	49.132	27.168	1:16.300	**(3)**	93.37	0.252	11:45:29.560

P5 153 Jordan KILLWORTH — Suzuki GSX-R600 - Greenplant/Pass Bike/M.S Racing

IDEAL LAP TIME : 1:16.601 BEST LAP TIME : 1:16.771 DIFFERENCE : 0.170

LAP	SECTOR 1	SECTOR 2	LAP TIME		MPH	DIFF	TIME OF DAY
1 -		***27.431***	1:22.426		86.43	5.655	11:40:22.528
2 -	***49.170***	27.601	***1:16.771***	**(1)**	***92.80***		***11:41:39.299***
3 -	49.362	27.489	1:16.851	**(2)**	92.70	0.080	11:42:56.150
4 -	49.897	27.617	1:17.514	**(3)**	91.91	0.743	11:44:13.664
5 -	50.282	27.622	1:17.904		91.45	1.133	11:45:31.568

P6 4 Hayden KILLWORTH — Suzuki GSXR - GreenPlantUK, Helmet City, M.S Racing, Nan, F

IDEAL LAP TIME : 1:16.094 BEST LAP TIME : 1:16.198 DIFFERENCE : 0.104

LAP	SECTOR 1	SECTOR 2	LAP TIME		MPH	DIFF	TIME OF DAY
1 -		27.564	1:23.852		84.96	7.654	11:40:23.954
2 -	50.441	27.500	1:17.941		91.41	1.743	11:41:41.895
3 -	50.023	27.258	1:17.281	**(3)**	92.19	1.083	11:42:59.176
4 -	***48.996***	27.297	1:16.293	**(2)**	93.38	0.095	11:44:15.469
5 -	49.100	***27.098***	***1:16.198***	**(1)**	***93.50***		***11:45:31.667***

Weather / Track : Cloudy / Dry

Donington Park National: 1.9790 miles
Date: 26/07/2026 Start: 11:39 Finish: 11:45

BMCRC - MRO Championships - Rnd 6 @ Donington Park National

Thunderbike Sport & Supertwins

RACE 4 - SECTOR ANALYSIS

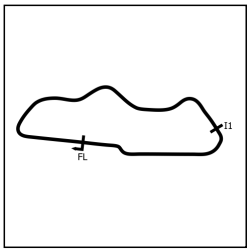

SECTOR 1 = FL to I1, SECTOR 2 = I1 to FL, DIFF = Difference To Personal Best Lap, P = Crossed Finish Line in Pit Lane, D = Time Disallowed

P7 21 TWINS Toby FINNIS — Triumph Daytona 660 - JPG Racing

IDEAL LAP TIME : BEST LAP TIME : 1:16.556 DIFFERENCE :

LAP	SECTOR 1	SECTOR 2	LAP TIME		MPH	DIFF	TIME OF DAY
1 -			1:24.536		84.27	7.980	11:40:24.638
2 -			1:17.832		91.53	1.276	11:41:42.470
3 -			1:17.272	(2)	92.20	0.716	11:42:59.742
4 -			***1:16.556***	**(1)**	***93.06***		***11:44:16.298***
5 -			1:17.827	(3)	91.54	1.271	11:45:34.125

P8 87 TWINS Finn CHALK — BMW F900 - FCR

IDEAL LAP TIME : 1:17.216 BEST LAP TIME : 1:17.216 DIFFERENCE : 0.000

LAP	SECTOR 1	SECTOR 2	LAP TIME		MPH	DIFF	TIME OF DAY
1 -		27.580	1:23.001		85.83	5.785	11:40:23.103
2 -	50.653	27.751	1:18.404		90.87	1.188	11:41:41.507
3 -	50.244	27.916	1:18.160	(3)	91.15	0.944	11:42:59.667
4 -	***49.951***	***27.265***	***1:17.216***	**(1)**	***92.26***		***11:44:16.883***
5 -	50.256	27.764	1:18.020	(2)	91.31	0.804	11:45:34.903

P9 5 Logan STONE — Yamaha R6 -

IDEAL LAP TIME : 1:17.717 BEST LAP TIME : 1:17.765 DIFFERENCE : 0.048

LAP	SECTOR 1	SECTOR 2	LAP TIME		MPH	DIFF	TIME OF DAY
1 -		27.758	1:23.299		85.53	5.534	11:40:23.401
2 -	50.790	29.374	1:20.164		88.87	2.399	11:41:43.565
3 -	51.068	***27.676***	1:18.744	(3)	90.47	0.979	11:43:02.309
4 -	***50.041***	27.724	***1:17.765***	**(1)**	***91.61***		***11:44:20.074***
5 -	50.264	27.729	1:17.993	(2)	91.34	0.228	11:45:38.067

P10 69 Terry SMITH — Yamaha R6 - Staxson racing

IDEAL LAP TIME : 1:18.708 BEST LAP TIME : 1:18.872 DIFFERENCE : 0.164

LAP	SECTOR 1	SECTOR 2	LAP TIME		MPH	DIFF	TIME OF DAY
1 -		28.188	1:25.668		83.16	6.796	11:40:25.770
2 -	51.446	27.832	1:19.278	(3)	89.86	0.406	11:41:45.048
3 -	51.169	27.828	1:18.997	(2)	90.18	0.125	11:43:04.045
4 -	51.318	***27.554***	***1:18.872***	**(1)**	***90.33***		***11:44:22.917***
5 -	***51.154***	28.188	1:19.342		89.79	0.470	11:45:42.259

P11 64 Rob SALTMER — Kawasaki ZX6R - M-FIRE - UNION JACKED

IDEAL LAP TIME : 1:18.531 BEST LAP TIME : 1:18.531 DIFFERENCE : 0.000

LAP	SECTOR 1	SECTOR 2	LAP TIME		MPH	DIFF	TIME OF DAY
1 -		28.235	1:24.247		84.56	5.716	11:40:24.349
2 -	***50.482***	***28.049***	***1:18.531***	**(1)**	***90.72***		***11:41:42.880***
3 -	51.224	28.528	1:19.752	(3)	89.33	1.221	11:43:02.632
4 -	51.329	28.285	1:19.614	(2)	89.48	1.083	11:44:22.246
5 -	51.609	28.553	1:20.162		88.87	1.631	11:45:42.408

P12 414 TWINS James FORD — Aprilia RS660 -

IDEAL LAP TIME : 1:17.584 BEST LAP TIME : 1:17.584 DIFFERENCE : 0.000

LAP	SECTOR 1	SECTOR 2	LAP TIME		MPH	DIFF	TIME OF DAY
1 -		28.584	1:27.084		81.81	9.500	11:40:27.186
2 -	51.224	27.980	1:19.204	(3)	89.95	1.620	11:41:46.390
3 -	51.482	27.963	1:19.445		89.68	1.861	11:43:05.835
4 -	***50.087***	***27.497***	***1:17.584***	**(1)**	***91.83***		***11:44:23.419***
5 -	51.115	28.020	1:19.135	(2)	90.03	1.551	11:45:42.554

Weather / Track : Cloudy / Dry

Donington Park National: 1.9790 miles
Date: 26/07/2026 Start: 11:39 Finish: 11:45

BMCRC - MRO Championships - Rnd 6 @ Donington Park National

Thunderbike Sport & Supertwins

RACE 4 - SECTOR ANALYSIS

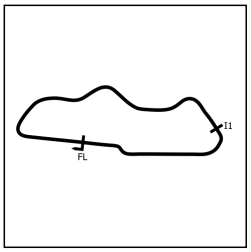

SECTOR 1 = FL to I1, SECTOR 2 = I1 to FL, DIFF = Difference To Personal Best Lap, P = Crossed Finish Line in Pit Lane, D = Time Disallowed

P13 33 Mark BISWELL — Yamaha FZR600R - Cappagh Consult Ltd

IDEAL LAP TIME : 1:18.062 BEST LAP TIME : 1:18.092 DIFFERENCE : 0.030

LAP	SECTOR 1	SECTOR 2	LAP TIME		MPH	DIFF	TIME OF DAY
1 -		28.570	1:30.385		78.82	12.293	11:40:30.487
2 -	50.769	28.225	1:18.994		90.19	0.902	11:41:49.481
3 -	50.724	27.759	1:18.483	(3)	90.77	0.391	11:43:07.964
4 -	50.555	***27.537***	***1:18.092***	**(1)**	***91.23***		***11:44:26.056***
5 -	***50.525***	27.568	1:18.093	(2)	91.23	0.001	11:45:44.149

P14 173 Daniel SWIFT — Yamaha R6 - Swift Racing

IDEAL LAP TIME : 1:19.010 BEST LAP TIME : 1:19.010 DIFFERENCE : 0.000

LAP	SECTOR 1	SECTOR 2	LAP TIME		MPH	DIFF	TIME OF DAY
1 -		28.033	1:26.077		82.77	7.067	11:40:26.179
2 -	51.871	27.973	1:19.844		89.23	0.834	11:41:46.023
3 -	51.778	27.881	1:19.659	(2)	89.43	0.649	11:43:05.682
4 -	51.999	27.786	1:19.785	(3)	89.29	0.775	11:44:25.467
5 -	***51.384***	***27.626***	***1:19.010***	**(1)**	***90.17***		***11:45:44.477***

P15 81 TWINS Malvern MAY — Aprilia RS660 - IMP racing

IDEAL LAP TIME : 1:18.719 BEST LAP TIME : 1:18.830 DIFFERENCE : 0.111

LAP	SECTOR 1	SECTOR 2	LAP TIME		MPH	DIFF	TIME OF DAY
1 -		28.932	1:28.199		80.77	9.369	11:40:28.301
2 -	51.181	28.353	1:19.534	(3)	89.57	0.704	11:41:47.835
3 -	51.372	28.374	1:19.746		89.34	0.916	11:43:07.581
4 -	***50.557***	28.273	***1:18.830***	**(1)**	***90.37***		***11:44:26.411***
5 -	50.727	***28.162***	1:18.889	(2)	90.31	0.059	11:45:45.300

P16 751 Lucian Silviu SINCA — Kawasaki ZX6R B1H -

IDEAL LAP TIME : 1:19.682 BEST LAP TIME : 1:19.822 DIFFERENCE : 0.140

LAP	SECTOR 1	SECTOR 2	LAP TIME		MPH	DIFF	TIME OF DAY
1 -		28.217	1:28.390		80.60	8.568	11:40:28.492
2 -	52.360	28.494	1:20.854	(3)	88.11	1.032	11:41:49.346
3 -	***51.776***	28.049	1:19.825	(2)	89.25	0.003	11:43:09.171
4 -	51.916	***27.906***	***1:19.822***	**(1)**	***89.25***		***11:44:28.993***
5 -	52.466	28.623	1:21.089		87.86	1.267	11:45:50.082

P17 38 TWINS David LUFF — BMW F900 - ATP & Sarah O'Neill

IDEAL LAP TIME : 1:20.306 BEST LAP TIME : 1:20.623 DIFFERENCE : 0.317

LAP	SECTOR 1	SECTOR 2	LAP TIME		MPH	DIFF	TIME OF DAY
1 -		28.810	1:27.024		81.86	6.401	11:40:27.126
2 -	52.411	28.780	1:21.191	(3)	87.75	0.568	11:41:48.317
3 -	52.090	***28.533***	***1:20.623***	**(1)**	***88.36***		***11:43:08.940***
4 -	***51.773***	28.870	1:20.643	(2)	88.34	0.020	11:44:29.583
5 -	52.700	28.697	1:21.397		87.52	0.774	11:45:50.980

P18 94 Alec BURNELL — Kawasaki ZX6R -

IDEAL LAP TIME : 1:21.227 BEST LAP TIME : 1:21.227 DIFFERENCE : 0.000

LAP	SECTOR 1	SECTOR 2	LAP TIME		MPH	DIFF	TIME OF DAY
1 -		29.569	1:31.575		77.80	10.348	11:40:31.677
2 -	53.821	29.356	1:23.177		85.65	1.950	11:41:54.854
3 -	53.291	29.082	1:22.373	(3)	86.49	1.146	11:43:17.227
4 -	52.748	28.727	1:21.475	(2)	87.44	0.248	11:44:38.702
5 -	***52.509***	***28.718***	***1:21.227***	**(1)**	***87.71***		***11:45:59.929***

BMCRC - MRO Championships - Rnd 6 @ Donington Park National

Thunderbike Sport & Supertwins

RACE 4 - SECTOR ANALYSIS

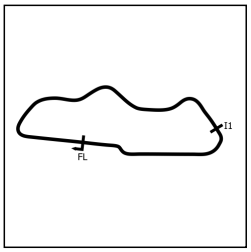

SECTOR 1 = FL to I1, SECTOR 2 = I1 to FL, DIFF = Difference To Personal Best Lap, P = Crossed Finish Line in Pit Lane, D = Time Disallowed

P19 557 John WILTON — Yamaha R6 - Repetition Roasters

IDEAL LAP TIME : BEST LAP TIME : 1:21.843 DIFFERENCE :

LAP	SECTOR 1	SECTOR 2	LAP TIME		MPH	DIFF	TIME OF DAY
1 -			1:30.033		79.13	8.190	11:40:30.135
2 -			1:25.670		83.16	3.827	11:41:55.805
3 -			1:22.286	(2)	86.58	0.443	11:43:18.091
4 -			1:22.971	(3)	85.86	1.128	11:44:41.063
5 -			***1:21.843***	**(1)**	***87.05***		***11:46:02.906***

P20 402 Kaine FARR — Suzuki GSXR - The Elms B&B Snetterton

IDEAL LAP TIME : 1:22.500 BEST LAP TIME : 1:22.952 DIFFERENCE : 0.452

LAP	SECTOR 1	SECTOR 2	LAP TIME		MPH	DIFF	TIME OF DAY
1 -		29.689	1:29.630		79.48	6.678	11:40:29.732
2 -	54.331	29.406	1:23.737		85.08	0.785	11:41:53.469
3 -	54.433	29.202	1:23.635	(3)	85.18	0.683	11:43:17.104
4 -	54.379	***28.654***	1:23.033	(2)	85.80	0.081	11:44:40.137
5 -	***53.846***	29.106	***1:22.952***	**(1)**	***85.88***		***11:46:03.089***

P21 679 Gene GOODRUM — Suzuki GSXR 600 - Delta T Racing

IDEAL LAP TIME : 1:22.526 BEST LAP TIME : 1:22.531 DIFFERENCE : 0.005

LAP	SECTOR 1	SECTOR 2	LAP TIME		MPH	DIFF	TIME OF DAY
1 -		29.204	1:30.262		78.93	7.731	11:40:30.364
2 -	54.308	29.280	1:23.588	(3)	85.23	1.057	11:41:53.952
3 -	54.284	29.638	1:23.922		84.89	1.391	11:43:17.874
4 -	53.836	***29.067***	1:22.903	(2)	85.93	0.372	11:44:40.777
5 -	***53.459***	29.072	***1:22.531***	**(1)**	***86.32***		***11:46:03.308***

P22 75 Stewart MAY — Honda CBR600F3 - JOE'S taxidermy, You Snuff 'em ,We Stuff 'e

IDEAL LAP TIME : 1:23.038 BEST LAP TIME : 1:23.144 DIFFERENCE : 0.106

LAP	SECTOR 1	SECTOR 2	LAP TIME		MPH	DIFF	TIME OF DAY
1 -		***29.283***	1:30.890		78.38	7.746	11:40:30.992
2 -	54.097	29.570	1:23.667		85.15	0.523	11:41:54.659
3 -	54.049	29.474	1:23.523	(3)	85.30	0.379	11:43:18.182
4 -	54.079	29.410	1:23.489	(2)	85.33	0.345	11:44:41.671
5 -	***53.755***	29.389	***1:23.144***	**(1)**	***85.69***		***11:46:04.815***

P23 12 TWINS Andy JACKSON — Kawasaki ER650 - Andy Jackson Racing Club 12

IDEAL LAP TIME : 1:22.984 BEST LAP TIME : 1:23.319 DIFFERENCE : 0.335

LAP	SECTOR 1	SECTOR 2	LAP TIME		MPH	DIFF	TIME OF DAY
1 -		29.872	1:31.188		78.13	7.869	11:40:31.290
2 -	54.014	29.896	1:23.910		84.90	0.591	11:41:55.200
3 -	54.209	***29.459***	1:23.668	(3)	85.15	0.349	11:43:18.868
4 -	53.608	29.714	1:23.322	(2)	85.50	0.003	11:44:42.190
5 -	***53.525***	29.794	***1:23.319***	**(1)**	***85.51***		***11:46:05.509***

P24 46 TWINS Isobel CARTER — Yamaha R7 - Celtic Yamaha

IDEAL LAP TIME : 1:24.820 BEST LAP TIME : 1:24.820 DIFFERENCE : 0.000

LAP	SECTOR 1	SECTOR 2	LAP TIME		MPH	DIFF	TIME OF DAY
1 -		30.492	1:33.683		76.05	8.863	11:40:33.785
2 -	56.451	30.469	1:26.920		81.96	2.100	11:42:00.705
3 -	55.279	29.987	1:25.266	(3)	83.55	0.446	11:43:25.971
4 -	55.224	30.022	1:25.246	(2)	83.57	0.426	11:44:51.217
5 -	***54.905***	***29.915***	***1:24.820***	**(1)**	***83.99***		***11:46:16.037***

BMCRC - MRO Championships - Rnd 6 @ Donington Park National

Thunderbike Sport & Supertwins

RACE 4 - SECTOR ANALYSIS

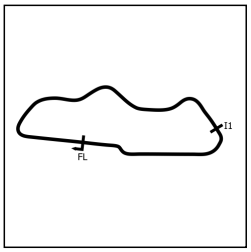

SECTOR 1 = FL to I1, SECTOR 2 = I1 to FL, DIFF = Difference To Personal Best Lap, P = Crossed Finish Line in Pit Lane, D = Time Disallowed

P25 **172** **Andrew ROBINSON** Yamaha YZF R6 -

IDEAL LAP TIME : 1:25.686 BEST LAP TIME : 1:25.686 DIFFERENCE : 0.000

LAP	SECTOR 1	SECTOR 2	LAP TIME	MPH	DIFF	TIME OF DAY
1 -		30.288	1:35.114	74.90	9.428	11:40:35.216
2 -	57.762	29.927	1:27.689 **(2)**	81.24	2.003	11:42:02.905
3 -	58.022	31.081	1:29.103	79.95	3.417	11:43:32.008
4 -	57.469	30.409	1:27.878 **(3)**	81.07	2.192	11:44:59.886
5 -	***56.409***	***29.277***	***1:25.686*** **(1)**	***83.14***		***11:46:25.572***

P26 **333** **Andrew HOUGHTON** Suzuki TL1000S - Techoir & The Bike Experience

IDEAL LAP TIME : 1:27.844 BEST LAP TIME : 1:27.987 DIFFERENCE : 0.143

LAP	SECTOR 1	SECTOR 2	LAP TIME	MPH	DIFF	TIME OF DAY
1 -		30.670	1:34.600	75.31	6.613	11:40:34.702
2 -	57.497	***30.490***	***1:27.987*** **(1)**	***80.97***		***11:42:02.689***
3 -	57.911	30.618	1:28.529	80.47	0.542	11:43:31.218
4 -	57.764	30.693	1:28.457 **(3)**	80.54	0.470	11:44:59.675
5 -	***57.354***	30.814	1:28.168 **(2)**	80.80	0.181	11:46:27.843

P27 **96** **TWINS** **Jared OAKLEY** Kawasaki ER6 - Delta T Racing

IDEAL LAP TIME : 1:27.186 BEST LAP TIME : 1:27.830 DIFFERENCE : 0.644

LAP	SECTOR 1	SECTOR 2	LAP TIME	MPH	DIFF	TIME OF DAY
1 -		***31.161***	1:35.400	74.68	7.570	11:40:35.502
2 -	57.036	31.517	1:28.553 **(3)**	80.45	0.723	11:42:04.055
3 -	***56.025***	31.971	1:27.996 **(2)**	80.96	0.166	11:43:32.051
4 -	57.103	31.516	1:28.619	80.39	0.789	11:45:00.670
5 -	56.313	31.517	***1:27.830*** **(1)**	***81.11***		***11:46:28.500***

P28 **786** **TWINS** **Ben MIETUS** Yamaha R7 - Hunts Motorcycles

IDEAL LAP TIME : 1:27.555 BEST LAP TIME : 1:27.836 DIFFERENCE : 0.281

LAP	SECTOR 1	SECTOR 2	LAP TIME	MPH	DIFF	TIME OF DAY
1 -		31.839	1:36.087	74.14	8.251	11:40:36.189
2 -	57.253	***31.309***	1:28.562 **(3)**	80.44	0.726	11:42:04.751
3 -	56.810	32.028	1:28.838	80.19	1.002	11:43:33.589
4 -	56.494	31.368	1:27.862 **(2)**	81.08	0.026	11:45:01.451
5 -	***56.246***	31.590	***1:27.836*** **(1)**	***81.11***		***11:46:29.287***

BMCRC - MRO Championships - Rnd 6 @ Donington Park National

Thunderbike Sport & Supertwins

RACE 4 - BEST SECTORS

	SECTOR 1		SECTOR 2	
POS	NO	TIME	NO	TIME
1	**66**	**48.490**	**66**	**26.669**
2	**102**	**48.877**	**102**	**26.965**
3	**51**	**48.932**	**530**	**26.979**
4	**4**	**48.996**	**4**	**27.098**
5	**530**	**48.999**	**51**	**27.193**
6	**153**	**49.170**	**87**	**27.265**
7	**87**	**49.951**	**153**	**27.431**
8	**5**	**50.041**	**414**	**27.497**
9	**414**	**50.087**	**33**	**27.537**
10	**64**	**50.482**	**69**	**27.554**
11	**33**	**50.525**	**173**	**27.626**
12	**81**	**50.557**	**5**	**27.676**
13	**69**	**51.154**	**751**	**27.906**
14	**173**	**51.384**	**64**	**28.049**
15	**38**	**51.773**	**81**	**28.162**
16	**751**	**51.776**	**38**	**28.533**
17	**94**	**52.509**	**402**	**28.654**
18	**679**	**53.459**	**94**	**28.718**
19	**12**	**53.525**	**679**	**29.067**
20	**75**	**53.755**	**172**	**29.277**
21	**402**	**53.846**	**75**	**29.283**
22	**46**	**54.905**	**12**	**29.459**
23	**96**	**56.025**	**46**	**29.915**
24	**786**	**56.246**	**333**	**30.490**
25	**172**	**56.409**	**96**	**31.161**
26	**333**	**57.354**	**786**	**31.309**
27				
28				

IDEAL / BEST COMPARISON

POS	NO	NAME	IDEAL	BEST	DIFF
		PERFECT LAP	**1:15.159**		
1	**66**	DUCRAN	1:15.159	1:15.435	**0.276**
2	**102**	FEARN	1:15.842	1:16.025	**0.183**
3	**530**	CREASEY	1:15.978	1:16.048	**0.070**
4	**4**	KILLWORTH	1:16.094	1:16.198	**0.104**
5	**51**	BRAY	1:16.125	1:16.196	**0.071**
6	**153**	KILLWORTH	1:16.601	1:16.771	**0.170**
7	**87**	CHALK	1:17.216	1:17.216	**0.000**
8	**414**	FORD	1:17.584	1:17.584	**0.000**
9	**5**	STONE	1:17.717	1:17.765	**0.048**
10	**33**	BISWELL	1:18.062	1:18.092	**0.030**
11	**64**	SALTMER	1:18.531	1:18.531	**0.000**
12	**69**	SMITH	1:18.708	1:18.872	**0.164**
13	**81**	MAY	1:18.719	1:18.830	**0.111**
14	**173**	SWIFT	1:19.010	1:19.010	**0.000**
15	**751**	SINCA	1:19.682	1:19.822	**0.140**
16	**38**	LUFF	1:20.306	1:20.623	**0.317**
17	**94**	BURNELL	1:21.227	1:21.227	**0.000**
18	**402**	FARR	1:22.500	1:22.952	**0.452**
19	**679**	GOODRUM	1:22.526	1:22.531	**0.005**
20	**12**	JACKSON	1:22.984	1:23.319	**0.335**
21	**75**	MAY	1:23.038	1:23.144	**0.106**
22	**46**	CARTER	1:24.820	1:24.820	**0.000**
23	**172**	ROBINSON	1:25.686	1:25.686	**0.000**
24	**96**	OAKLEY	1:27.186	1:27.830	**0.644**
25	**786**	MIETUS	1:27.555	1:27.836	**0.281**
26	**333**	HOUGHTON	1:27.844	1:27.987	**0.143**
27	**21**	FINNIS		1:16.556	
28	**557**	WILTON		1:21.843	

Weather / Track : Cloudy / Dry

Donington Park National: 1.9790 miles
Date: 26/07/2026 Start: 11:39 Finish: 11:45

Results can be found at www.tsl-timing.com

Printed - 11:48 Sunday, 26 July 2026

BMCRC - MRO Championships - Rnd 6 @ Donington Park National

Thunderbike Sport & Supertwins

RACE 4 - STATISTICS

Competitors Started	28
Planned Start	2026-07-26 @ 10:46:00.000
Actual Start	2026-07-26 @ 11:39:00.101
Finish Time	2026-07-26 @ 11:45:23.018
Track Length	1.9790mi.
Total Laps	140
Total Distance Covered	277.0694mi.

Session Fastest Lap History

NO	CL	NAME	LAP TIME	TIME OF DAY	LAP	VEHICLE
102		**James FEARN**	**1:16.025**	11:41:36.110	2	Yamaha R6
66	TWINS	**Mitch DUCRAN**	**1:15.782**	11:41:36.398	2	Yamaha R7
66	TWINS	**Mitch DUCRAN**	**1:15.464**	11:42:51.862	3	Yamaha R7
66	TWINS	**Mitch DUCRAN**	**1:15.435**	11:44:07.297	4	Yamaha R7

Session Leader History

NO	CL	NAME	FROM LAP	LAPS LED	DISTANCE	VEHICLE
102		**James FEARN**	1	2	3.92 miles	Yamaha R6
66	TWINS	**Mitch DUCRAN**	3	3	5.93 miles	Yamaha R7

Flag History

TYPE	TIME OF DAY
GREEN	11:39:00.101
FINISH	11:45:23.018

Flag Statistics

TYPE	COUNT	TOTAL LAPS	TOTAL TIME
Green	1	5	7:35.251
Red	0	0	0.000
Safety Car	0	0	0.000
FCY	0	0	0.000

BMCRC - MRO Championships - Rnd 6 @ Donington Park National

Thunderbike Sport & Supertwins

RACE 4 - STATISTICS

CLASS : 17 Starters

Fastest Lap History

NO	NAME	LAP TIME	TIME OF DAY	LAP	VEHICLE
102	**James FEARN**	**1:16.025**	11:41:36.110	2	Yamaha R6

Leader History

NO	NAME	FROM LAP	LAPS LED	DISTANCE	VEHICLE
102	**James FEARN**	1	5	9.85 miles	Yamaha R6

Weather / Track : Cloudy / Dry

Donington Park National: 1.9790 miles
Date: 26/07/2026 Start: 11:39 Finish: 11:45

BMCRC - MRO Championships - Rnd 6 @ Donington Park National

Thunderbike Sport & Supertwins

RACE 4 - STATISTICS

CLASS : TWINS

11 Starters

Fastest Lap History

NO	NAME	LAP TIME	TIME OF DAY	LAP	VEHICLE
66	**Mitch DUCRAN**	**1:15.782**	11:41:36.398	2	Yamaha R7
66	**Mitch DUCRAN**	**1:15.464**	11:42:51.862	3	Yamaha R7
66	**Mitch DUCRAN**	**1:15.435**	11:44:07.297	4	Yamaha R7

Leader History

NO	NAME	FROM LAP	LAPS LED	DISTANCE	VEHICLE
66	**Mitch DUCRAN**	1	5	9.85 miles	Yamaha R7

BMCRC - MRO Championships - Rnd 6 @ Donington Park National

Thunderbike Sport & Supertwins

RACE 14 - GRID (10 Laps)



These results are provisional until the conclusion of any judicial and technical matters.

Donington Park National: 1.9790 miles

Clerk Of Course: Caroline Patterson / Andy Brown	Timekeeper: Richard Evans	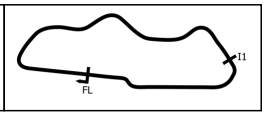

Results can be found at www.tsl-timing.com

Printed - 11:51 Sunday, 26 July 2026

BMCRC - MRO Championships - Rnd 6 @ Donington Park National

Thunderbike Sport & Supertwins

RACE 14 - CLASSIFICATION

Race Distance: 10 Laps / 19.79 miles

POS	NO	CL	PIC	NAME	ENTRY	LAPS	TIME	GAP	DIFF	MPH	BEST	ON	GRD	↑↓
1	54		1	Adam JAMISON	Yamaha R6 - Hazel Tree Estates LTD	10	12:44.563			93.00	1:15.261	5	30	29
2	530		2	Morgan CREASEY	Suzuki GSXR 600 - Green plant	10	12:44.759	0.196	0.196	92.98	1:15.610	2	3	1
3	4		3	Hayden KILLWORTH	Suzuki GSXR - GreenPlantUK, Helmet City, M.S Racing, Nar	10	12:44.859	0.296	0.100	92.97	1:15.827	6	5	2
4	5		4	Logan STONE	Yamaha R6 -	10	12:44.892	0.329	0.033	92.96	1:15.488	3	10	6
5	21	TWINS	1	Toby FINNIS	Triumph Daytona 660 - JPG Racing	10	12:46.068	1.505	1.176	92.82	1:15.705	5	6	1
6	102		5	James FEARN	Yamaha R6 - Team catching killworths	10	12:46.853	2.290	0.785	92.72	1:15.724	6	2	-4
7	153		6	Jordan KILLWORTH	Suzuki GSX-R600 - Greenplant/Pass Bike/M.S Racing	10	12:49.619	5.056	2.766	92.39	1:15.801	7	7	0
8	173		7	Daniel SWIFT	Yamaha R6 - Swift Racing	10	12:49.780	5.217	0.161	92.37	1:15.802	3	15	7
9	87	TWINS	2	Finn CHALK	BMW F900 - FCR	10	12:49.981	5.418	0.201	92.35	1:15.860	3	8	-1
10	64		8	Rob SALTMER	Kawasaki ZX6R - M-FIRE - UNION JACKED	10	12:58.203	13.640	8.222	91.37	1:16.629	3	12	2
11	69		9	Terry SMITH	Yamaha R6 - Staxson racing	10	13:05.537	20.974	7.334	90.52	1:17.109	9	14	3
12	414	TWINS	3	James FORD	Aprilia RS660 -	10	13:07.001	22.438	1.464	90.35	1:17.140	2	9	-3
13	33		10	Mark BISWELL	Yamaha FZR600R - Cappagh Consult Ltd	10	13:09.369	24.806	2.368	90.08	1:17.086	8	11	-2
14	81	TWINS	4	Malvern MAY	Aprilia RS660 - IMP racing	10	13:10.937	26.374	1.568	89.90	1:17.891	6	13	-1
15	402		11	Kaine FARR	Suzuki GSXR - The Elms B&B Snetterton	10	13:21.062	36.499	10.125	88.76	1:17.413	10	21	6
16	38	TWINS	5	David LUFF	BMW F900 - ATP & Sarah O'Neill	10	13:21.074	36.511	0.012	88.76	1:19.028	7	17	1
17	557		12	John WILTON	Yamaha R6 - Repetition Roasters	10	13:24.211	39.648	3.137	88.42	1:18.838	10	19	2
18	333		13	Andrew HOUGHTON	Suzuki TL1000S - Techoir & The Bike Experience	10	13:32.792	48.229	8.581	87.48	1:19.240	7	28	10
19	679		14	Gene GOODRUM	Suzuki GSXR 600 - Delta T Racing	10	13:33.162	48.599	0.370	87.44	1:20.317	7	20	1
20	73	TWINS	6	David RANSOME	Suzuki GSX8S - Hunts Motorcycles	10	13:33.471	48.908	0.309	87.41	1:18.913	8	33	13
21	172		15	Andrew ROBINSON	Yamaha YZF R6 -	10	13:44.549	59.986	11.078	86.24	1:20.664	6	25	4
22	46	TWINS	7	Isobel CARTER	Yamaha R7 - Celtic Yamaha	10	13:45.357	1:00.794	0.808	86.15	1:20.919	10	24	2
23	85		16	Andrew KITE	Ducati 749 - Red Rebel Racing	10	13:52.885	1:08.322	7.528	85.37	1:20.833	10	35	12
24	12	TWINS	8	Andy JACKSON	Kawasaki ER650 - Andy Jackson Racing Club 12	10	13:54.730	1:10.167	1.845	85.18	1:21.429	10	23	-1
25	75		17	Stewart MAY	Honda CBR600F3 - JOE'S taxidermy, You Snuff 'em ,We Stu	10	14:09.597	1:25.034	14.867	83.69	1:22.693	5	22	-3
26	96	TWINS	9	Jared OAKLEY	Kawasaki ER6 - Delta T Racing	9	12:47.868	1 Lap	1 Lap	83.32	1:23.566	4	26	0
27	786	TWINS	10	Ben MIETUS	Yamaha R7 - Hunts Motorcycles	9	12:57.067	1 Lap	9.199	82.34	1:24.600	2	27	0
28	35	TWINS	11	Stuart THURTLE	Aprilia RS660 - STRacing TeamTortoise / DWP	9	13:11.785	1 Lap	14.718	80.81	1:25.672	2	37	9
NOT CLASSIFIED														
DNF	751			Lucian Silviu SINCA	Kawasaki ZX6R B1H -	8	10:43.974	2 Laps	1 Lap	88.29	1:17.981	6	16	
DNF	94			Alec BURNELL	Kawasaki ZX6R -	6	8:34.945	4 Laps	2 Laps	82.74	1:21.509	4	18	
NOT STARTED														
NS	66	TWINS		Mitch DUCRAN	Yamaha R7 - JP Haulage / Black Widow Exhausts								1	
NS	51	TWINS		Dan BRAY	Yamaha R7 -								4	
NS	44	TWINS		Sam GREEN	Aprillia 660 -								29	
NS	27	TWINS		Ben BROWN	Triumph Daytona 660 - Hunts Motorcycles								31	
NS	331			Greg WRIGHT	Ducati 748R - Neos IT								32	
NS	162			Max PRIESTLEY	Suzuki SV650 -								34	
NS	164			Adam FEARNLEY	Suzuki SV650 -								36	
NS	58			James SHEEHAN	Suzuki GSXR 600 - Motorkiwi								38	
NS	53			Peter HAMMOND	Suzuki SRAD -								39	

FASTEST LAP

54		Adam JAMISON	Yamaha R6 - Hazel Tree Estates LTD	5	1:15.261	94.66 mph	152.34 kph	
21	TWINS	Toby FINNIS	Triumph Daytona 660 - JPG Racing	5	1:15.705	94.11 mph	151.45 kph	

Class - 92.5% of Race Speed = 86.02 mph
Class TWINS - 92.5% of Race Speed = 85.85 mph

Weather / Track : Cloudy / Dry
These results are provisional until the conclusion of any judicial and technical matters.

Date: 26/07/2026 Start: 15:26 Finish: 15:39
Donington Park National: 1.9790 miles

Clerk Of Course: Caroline Patterson / Andy Brown	Timekeeper: Richard Evans	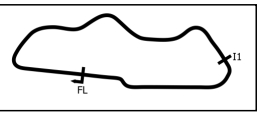

Results can be found at www.tsl-timing.com

Printed - 15:43 Sunday, 26 July 2026

BMCRC - MRO Championships - Rnd 6 @ Donington Park National

Thunderbike Sport & Supertwins

RACE 14 - LAP CHART

LAP 1 @ 15:28:13.608

NO	BEHIND	LAP TIME
102		1:18.648
87	0.404	1:19.052
530	0.438	1:19.086
5	0.751	1:19.399
21	1.058	1:19.706
4	1.403	1:20.051
153	1.587	1:20.235
173	2.173	1:20.821
64	2.549	1:21.197
54	2.688	1:21.336
414	3.774	1:22.422
81	4.839	1:23.487
69	4.907	1:23.555
402	6.346	1:24.994
679	6.395	1:25.043
751	7.950	1:26.598
38	7.975	1:26.623
557	9.039	1:27.687
46	9.307	1:27.955
75	9.983	1:28.631
333	10.137	1:28.785
12	10.586	1:29.234
33	10.684	1:29.332
73	11.106	1:29.754
172	11.124	1:29.772
94	11.732	1:30.380
96	12.138	1:30.786
85	12.690	1:31.338
786	13.729	1:32.377
35	15.633	1:34.281

LAP 2 @ 15:29:29.441

NO	BEHIND	LAP TIME
102		1:15.833
530	0.215	1:15.610
87	1.064	1:16.493
5	1.126	1:16.208
21	1.378	1:16.153
4	1.486	1:15.916
153	2.068	1:16.314
54	2.225	1:15.370
173	2.586	1:16.246
64	3.747	1:17.031
414	5.081	1:17.140
81	6.964	1:17.958
69	7.903	1:18.829
402	10.872	1:20.359
751	10.992	1:18.875
679	11.862	1:21.300
38	12.066	1:19.924
557	13.414	1:20.208
33	13.664	1:18.813
333	15.254	1:20.950
46	15.810	1:22.336
73	17.827	1:22.554
75	18.226	1:24.076
12	18.744	1:23.991
172	18.784	1:23.493
94	19.193	1:23.294
85	19.429	1:22.572
96	20.594	1:24.289
786	22.496	1:24.600
35	25.472	1:25.672

LAP 3 @ 15:30:45.528

NO	BEHIND	LAP TIME
530		1:15.872
102	0.199	1:16.286
5	0.527	1:15.488
87	0.837	1:15.860
21	1.143	1:15.852
4	1.372	1:15.973
54	1.444	1:15.306
173	2.301	1:15.802
153	2.698	1:16.717
64	4.289	1:16.629
414	6.584	1:17.590
81	9.716	1:18.839
69	9.820	1:18.004
751	13.697	1:18.792
38	16.006	1:20.027
402	16.085	1:21.300
33	16.314	1:18.737
679	16.756	1:20.981
557	17.660	1:20.333
46	21.909	1:22.186
333	22.204	1:23.037
73	22.774	1:21.034
172	25.088	1:22.391
75	26.365	1:24.226
94	26.466	1:23.360
85	27.020	1:23.678
12	27.424	1:24.767
96	28.474	1:23.967
786	31.352	1:24.943
35	36.713	1:27.328

LAP 4 @ 15:32:01.650

NO	BEHIND	LAP TIME
5		1:15.595
530	0.257	1:16.379
54	1.285	1:15.963
87	1.410	1:16.695
102	1.453	1:17.376
4	1.836	1:16.586
21	1.964	1:16.943
173	2.309	1:16.130
153	2.936	1:16.360
64	5.154	1:16.987
414	8.362	1:17.900
69	12.264	1:18.566
81	12.778	1:19.184
751	16.624	1:19.049
33	18.739	1:18.547
38	19.020	1:19.136
402	20.226	1:20.263
679	21.537	1:20.903
557	21.815	1:20.277
333	27.091	1:21.009
73	28.506	1:21.854
46	29.272	1:23.485
172	30.079	1:21.113
94	31.853	1:21.509
85	33.832	1:22.934
75	33.838	1:23.595
12	34.308	1:23.006
96	35.918	1:23.566
786	41.038	1:25.808
35	48.475	1:27.884

LAP 5 @ 15:33:17.854

NO	BEHIND	LAP TIME
530		1:15.947
5	0.079	1:16.283
54	0.342	1:15.261
102	1.299	1:16.050
87	1.301	1:16.095
21	1.465	1:15.705
4	1.806	1:16.174
173	2.527	1:16.422
153	2.924	1:16.192
64	6.749	1:17.799
414	9.951	1:17.793
69	14.018	1:17.958
81	15.067	1:18.493
751	19.021	1:18.601
33	19.822	1:17.287
38	22.610	1:19.794
402	23.637	1:19.615
557	24.850	1:19.239
679	26.470	1:21.137
333	30.847	1:19.960
73	31.815	1:19.513
172	34.938	1:21.063
46	35.472	1:22.404
75	40.327	1:22.693
12	40.694	1:22.590
85	41.085	1:23.457
96	44.212	1:24.498
94	48.798	1:33.149
786	51.045	1:26.211
35	59.584	1:27.313

LAP 6 @ 15:34:34.090

NO	BEHIND	LAP TIME
54		1:15.894
530	0.191	1:16.427
5	0.237	1:16.394
102	0.787	1:15.724
21	1.065	1:15.836
4	1.397	1:15.827
87	1.967	1:16.902
153	2.647	1:15.959
173	2.846	1:16.555
64	7.732	1:17.219
414	11.997	1:18.282
69	15.516	1:17.734
81	16.722	1:17.891
33	20.693	1:17.107
751	20.766	1:17.981
38	25.432	1:19.058
557	27.974	1:19.360
402	28.209	1:20.808
679	31.372	1:21.138
333	34.155	1:19.544
73	35.335	1:19.756
172	39.366	1:20.664
46	41.224	1:21.988
75	47.849	1:23.758
85	47.972	1:23.123
12	48.269	1:23.811
96	52.620	1:24.644
94	55.815	1:23.253
786	1:00.020	1:25.211
35	1:10.194	1:26.846

LAP 7 @ 15:35:50.392

NO	BEHIND	LAP TIME
530		1:16.111
5	0.100	1:16.165
54	0.221	1:16.523
102	0.571	1:16.086
21	0.890	1:16.127
4	1.097	1:16.002
87	2.033	1:16.368
153	2.146	1:15.801
173	3.159	1:16.615
64	8.988	1:17.558
414	14.156	1:18.461
69	16.793	1:17.579
81	19.452	1:19.032
33	21.649	1:17.258
751	22.614	1:18.150
38	28.158	1:19.028
557	30.513	1:18.841
402	31.043	1:19.136
679	35.387	1:20.317
333	37.093	1:19.240
73	38.324	1:19.291
172	44.186	1:21.122
46	46.418	1:21.496
12	54.103	1:22.136
85	54.466	1:22.796
75	55.372	1:23.825
96	1:01.693	1:25.375
786	1:09.656	1:25.938

LAP 8 @ 15:37:06.951

NO	BEHIND	LAP TIME	
530		1:16.559	
5	0.151	1:16.610	
54	0.353	1:16.691	
102	0.557	1:16.545	
4	1.000	1:16.462	
21	1.223	1:16.892	
87	2.574	1:17.100	
153	2.718	1:17.131	
173	3.817	1:17.217	
35	1 Lap	1:27.595	
64	10.108	1:17.679	
414	16.516	1:18.919	
69	18.251	1:18.017	
81	22.125	1:19.232	
33	22.176	1:17.086	
38	30.665	1:19.066	
751	31.983	1:25.928	P
402	33.650	1:19.166	
557	33.690	1:19.736	
679	39.555	1:20.727	
333	40.015	1:19.481	
73	40.678	1:18.913	
172	49.346	1:21.719	
46	51.353	1:21.494	
85	59.057	1:21.150	
12	59.606	1:22.062	
75	1:04.753	1:25.940	
96	1:09.955	1:24.821	

LAP 9 @ 15:38:22.817

NO	BEHIND	LAP TIME
5		1:15.715
530	0.212	1:16.078
54	0.565	1:16.078
4	0.997	1:15.863
21	1.275	1:15.918
102	1.782	1:17.091
153	3.049	1:16.197
786	1 Lap	1:26.179
173	4.289	1:16.338
87	4.300	1:17.592
64	12.024	1:17.782
35	1 Lap	1:26.839
414	19.401	1:18.751
69	19.494	1:17.109
33	23.870	1:17.560
81	24.722	1:18.463
38	33.895	1:19.096
402	35.792	1:18.008
557	37.516	1:19.692
679	44.368	1:20.679
333	44.574	1:20.425
73	45.466	1:20.654
172	55.107	1:21.627
46	56.581	1:21.094
85	1:04.195	1:21.004
12	1:05.444	1:21.704
75	1:15.678	1:26.791

LAP 10 @ 15:39:39.523

NO	BEHIND	LAP TIME
54		1:16.141
530	0.196	1:16.690
4	0.296	1:16.005
5	0.329	1:17.035
21	1.505	1:16.936
102	2.290	1:17.214
96	1 Lap	1:25.922
153	5.056	1:18.713
173	5.217	1:17.634
87	5.418	1:17.824
786	1 Lap	1:25.800
64	13.640	1:18.322
69	20.974	1:18.186
414	22.438	1:19.743
33	24.806	1:17.642
81	26.374	1:18.358
35	1 Lap	1:28.027
402	36.499	1:17.413
38	36.511	1:19.322
557	39.648	1:18.838
333	48.229	1:20.361
679	48.599	1:20.937
73	48.908	1:20.148
172	59.986	1:21.585
46	1:00.794	1:20.919
85	1:08.322	1:20.833
12	1:10.167	1:21.429
75	1:25.034	1:26.062

Weather / Track : Cloudy / Dry

Donington Park National: 1.9790 miles
Date: 26/07/2026 Start: 15:26 Finish: 15:39

Results can be found at www.tsl-timing.com

Printed - 15:43 Sunday, 26 July 2026

BMCRC - MRO Championships - Rnd 6 @ Donington Park National

Thunderbike Sport & Supertwins

RACE 14 - POSITION CHART

No	Name	Lap Pos	1	2	3	4	5	6	7	8	9	10
66	DUCRAN	1	102	102	530	5	530	54	530	530	5	54
102	FEARN	2	87	530	102	530	5	530	5	5	530	530
530	CREASEY	3	530	87	5	54	54	5	54	54	54	4
51	BRAY	4	5	5	87	87	102	102	102	102	4	5
4	KILLWORTH	5	21	21	21	102	87	21	21	4	21	21
21	FINNIS	6	4	4	4	4	21	4	4	21	102	102
153	KILLWORTH	7	153	153	54	21	4	87	87	87	153	153
87	CHALK	8	173	54	173	173	173	153	153	153	173	173
414	FORD	9	64	173	153	153	153	173	173	173	87	87
5	STONE	10	54	64	64	64	64	64	64	64	64	64
33	BISWELL	11	414	414	414	414	414	414	414	414	414	69
64	SALTMER	12	81	81	81	69	69	69	69	69	69	414
81	MAY	13	69	69	69	81	81	81	81	81	33	33
69	SMITH	14	402	402	751	751	751	33	33	33	81	81
173	SWIFT	15	679	751	38	33	33	751	751	38	38	402
751	SINCA	16	751	679	402	38	38	38	38	*751*	402	38
38	LUFF	17	38	38	33	402	402	557	557	402	557	557
94	BURNELL	18	557	557	679	679	557	402	402	557	679	333
557	WILTON	19	46	33	557	557	679	679	679	679	333	679
679	GOODRUM	20	75	333	46	333	333	333	333	333	73	73
402	FARR	21	333	46	333	73	73	73	73	73	172	172
75	MAY	22	12	73	73	46	172	172	172	172	46	46
12	JACKSON	23	33	75	172	172	46	46	46	46	85	85
46	CARTER	24	73	12	75	94	75	75	12	85	12	12
172	ROBINSON	25	172	172	94	85	12	85	85	12	75	75
96	OAKLEY	26	94	94	85	75	85	12	75	75	96	
786	MIETUS	27	96	85	12	12	96	96	96	96	786	
333	HOUGHTON	28	85	96	96	96	94	94	786	786	35	
44	GREEN	29	786	786	786	786	786	786	35	35		
54	JAMISON	30	35	35	35	35	35	35				
27	BROWN	31										
331	WRIGHT	32										
73	RANSOME	33										
162	PRIESTLEY	34										
85	KITE	35										
164	FEARNLEY	36										
35	THURTLE	37										
58	SHEEHAN	38										
53	HAMMOND	39										

Weather / Track : Cloudy / Dry

Donington Park National: 1.9790 miles
Date: 26/07/2026 Start: 15:26 Finish: 15:39

Results can be found at www.tsl-timing.com

Printed - 15:43 Sunday, 26 July 2026

BMCRC - MRO Championships - Rnd 6 @ Donington Park National

Thunderbike Sport & Supertwins

RACE 14 - SECTOR ANALYSIS

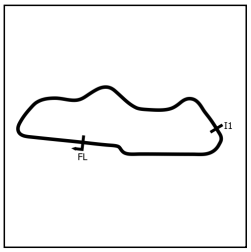

SECTOR 1 = FL to I1, SECTOR 2 = I1 to FL, DIFF = Difference To Personal Best Lap, P = Crossed Finish Line in Pit Lane, D = Time Disallowed

P1 54 Adam JAMISON — Yamaha R6 - Hazel Tree Estates LTD

IDEAL LAP TIME : 1:14.861 BEST LAP TIME : 1:15.261 DIFFERENCE : 0.400

LAP	SECTOR 1	SECTOR 2	LAP TIME	MPH	DIFF	TIME OF DAY
1 -		26.708	1:21.336	87.59	6.075	15:28:16.296
2 -	48.764	26.606	1:15.370 (3)	94.52	0.109	15:29:31.666
3 -	48.702	***26.604***	1:15.306 (2)	94.60	0.045	15:30:46.972
4 -	48.325	27.638	1:15.963	93.79	0.702	15:32:02.935
5 -	***48.257***	27.004	***1:15.261 (1)***	***94.66***		***15:33:18.196***
6 -	48.667	27.227	1:15.894	93.87	0.633	15:34:34.090
7 -	49.272	27.251	1:16.523	93.10	1.262	15:35:50.613
8 -	49.318	27.373	1:16.691	92.90	1.430	15:37:07.304
9 -	48.787	27.291	1:16.078	93.64	0.817	15:38:23.382
10 -	48.885	27.256	1:16.141	93.57	0.880	15:39:39.523

P2 530 Morgan CREASEY — Suzuki GSXR 600 - Green plant

IDEAL LAP TIME : 1:15.610 BEST LAP TIME : 1:15.610 DIFFERENCE : 0.000

LAP	SECTOR 1	SECTOR 2	LAP TIME	MPH	DIFF	TIME OF DAY
1 -		26.997	1:19.086	90.08	3.476	15:28:14.046
2 -	***48.678***	***26.932***	***1:15.610 (1)***	***94.22***		***15:29:29.656***
3 -	48.890	26.982	1:15.872 (2)	93.90	0.262	15:30:45.528
4 -	48.810	27.569	1:16.379	93.28	0.769	15:32:01.907
5 -	48.957	26.990	1:15.947 (3)	93.81	0.337	15:33:17.854
6 -	48.690	27.737	1:16.427	93.22	0.817	15:34:34.281
7 -	48.933	27.178	1:16.111	93.60	0.501	15:35:50.392
8 -	49.327	27.232	1:16.559	93.06	0.949	15:37:06.951
9 -	48.804	27.274	1:16.078	93.64	0.468	15:38:23.029
10 -	48.924	27.766	1:16.690	92.90	1.080	15:39:39.719

P3 4 Hayden KILLWORTH — Suzuki GSXR - GreenPlantUK, Helmet City, M.S Racing, Nan, F

IDEAL LAP TIME : 1:15.201 BEST LAP TIME : 1:15.827 DIFFERENCE : 0.626

LAP	SECTOR 1	SECTOR 2	LAP TIME	MPH	DIFF	TIME OF DAY
1 -		26.973	1:20.051	89.00	4.224	15:28:15.011
2 -	48.948	26.968	1:15.916 (3)	93.84	0.089	15:29:30.927
3 -	49.314	***26.659***	1:15.973	93.77	0.146	15:30:46.900
4 -	48.778	27.808	1:16.586	93.02	0.759	15:32:03.486
5 -	49.199	26.975	1:16.174	93.53	0.347	15:33:19.660
6 -	48.969	26.858	***1:15.827 (1)***	***93.95***		***15:34:35.487***
7 -	48.778	27.224	1:16.002	93.74	0.175	15:35:51.489
8 -	49.388	27.074	1:16.462	93.17	0.635	15:37:07.951
9 -	***48.542***	27.321	1:15.863 (2)	93.91	0.036	15:38:23.814
10 -	48.638	27.367	1:16.005	93.73	0.178	15:39:39.819

P4 5 Logan STONE — Yamaha R6 -

IDEAL LAP TIME : 1:15.401 BEST LAP TIME : 1:15.488 DIFFERENCE : 0.087

LAP	SECTOR 1	SECTOR 2	LAP TIME	MPH	DIFF	TIME OF DAY
1 -		26.933	1:19.399	89.73	3.911	15:28:14.359
2 -	48.850	27.358	1:16.208	93.48	0.720	15:29:30.567
3 -	48.690	***26.798***	***1:15.488 (1)***	***94.38***		***15:30:46.055***
4 -	***48.603***	26.992	1:15.595 (2)	94.24	0.107	15:32:01.650
5 -	49.013	27.270	1:16.283	93.39	0.795	15:33:17.933
6 -	49.054	27.340	1:16.394	93.26	0.906	15:34:34.327
7 -	49.250	26.915	1:16.165	93.54	0.677	15:35:50.492
8 -	49.303	27.307	1:16.610	92.99	1.122	15:37:07.102
9 -	48.814	26.901	1:15.715 (3)	94.09	0.227	15:38:22.817
10 -	49.273	27.762	1:17.035	92.48	1.547	15:39:39.852

BMCRC - MRO Championships - Rnd 6 @ Donington Park National

Thunderbike Sport & Supertwins

RACE 14 - SECTOR ANALYSIS

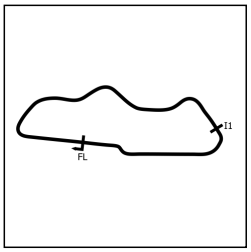

SECTOR 1 = FL to I1, SECTOR 2 = I1 to FL, DIFF = Difference To Personal Best Lap, P = Crossed Finish Line in Pit Lane, D = Time Disallowed

P5 21 TWINS Toby FINNIS

Triumph Daytona 660 - JPG Racing

IDEAL LAP TIME : 1:15.233 BEST LAP TIME : 1:15.705 DIFFERENCE : 0.472

LAP	SECTOR 1	SECTOR 2	LAP TIME	MPH	DIFF	TIME OF DAY
1 -		27.425	1:19.706	89.38	4.001	15:28:14.666
2 -	49.069	27.084	1:16.153	93.55	0.448	15:29:30.819
3 -	49.135	***26.717***	1:15.852 **(3)**	93.92	0.147	15:30:46.671
4 -	***48.516***	28.427	1:16.943	92.59	1.238	15:32:03.614
5 -	48.712	26.993	***1:15.705*** **(1)**	***94.11***		***15:33:19.319***
6 -	49.081	26.755	1:15.836 **(2)**	93.94	0.131	15:34:35.155
7 -	48.980	27.147	1:16.127	93.58	0.422	15:35:51.282
8 -	49.815	27.077	1:16.892	92.65	1.187	15:37:08.174
9 -	48.722	27.196	1:15.918	93.84	0.213	15:38:24.092
10 -	49.687	27.249	1:16.936	92.60	1.231	15:39:41.028

P6 102 James FEARN

Yamaha R6 - Team catching killworths

IDEAL LAP TIME : 1:15.625 BEST LAP TIME : 1:15.724 DIFFERENCE : 0.099

LAP	SECTOR 1	SECTOR 2	LAP TIME	MPH	DIFF	TIME OF DAY
1 -		27.129	1:18.648	90.58	2.924	15:28:13.608
2 -	48.721	27.112	1:15.833 **(2)**	93.95	0.109	15:29:29.441
3 -	49.319	26.967	1:16.286	93.39	0.562	15:30:45.727
4 -	48.812	28.564	1:17.376	92.07	1.652	15:32:03.103
5 -	49.014	27.036	1:16.050 **(3)**	93.68	0.326	15:33:19.153
6 -	***48.688***	27.036	***1:15.724*** **(1)**	***94.08***		***15:34:34.877***
7 -	48.967	27.119	1:16.086	93.63	0.362	15:35:50.963
8 -	49.504	27.041	1:16.545	93.07	0.821	15:37:07.508
9 -	48.794	28.297	1:17.091	92.41	1.367	15:38:24.599
10 -	50.277	***26.937***	1:17.214	92.27	1.490	15:39:41.813

P7 153 Jordan KILLWORTH

Suzuki GSX-R600 - Greenplant/Pass Bike/M.S Racing

IDEAL LAP TIME : 1:15.759 BEST LAP TIME : 1:15.801 DIFFERENCE : 0.042

LAP	SECTOR 1	SECTOR 2	LAP TIME	MPH	DIFF	TIME OF DAY
1 -		27.350	1:20.235	88.79	4.434	15:28:15.195
2 -	49.315	26.999	1:16.314	93.35	0.513	15:29:31.509
3 -	49.460	27.257	1:16.717	92.86	0.916	15:30:48.226
4 -	49.194	27.166	1:16.360	93.30	0.559	15:32:04.586
5 -	49.148	27.044	1:16.192 **(3)**	93.50	0.391	15:33:20.778
6 -	48.938	27.021	1:15.959 **(2)**	93.79	0.158	15:34:36.737
7 -	48.959	***26.842***	***1:15.801*** **(1)**	***93.99***		***15:35:52.538***
8 -	***48.917***	28.214	1:17.131	92.37	1.330	15:37:09.669
9 -	48.983	27.214	1:16.197	93.50	0.396	15:38:25.866
10 -	51.158	27.555	1:18.713	90.51	2.912	15:39:44.579

P8 173 Daniel SWIFT

Yamaha R6 - Swift Racing

IDEAL LAP TIME : 1:15.802 BEST LAP TIME : 1:15.802 DIFFERENCE : 0.000

LAP	SECTOR 1	SECTOR 2	LAP TIME	MPH	DIFF	TIME OF DAY
1 -		26.979	1:20.821	88.15	5.019	15:28:15.781
2 -	49.392	26.854	1:16.246 **(3)**	93.44	0.444	15:29:32.027
3 -	***49.294***	***26.508***	***1:15.802*** **(1)**	***93.99***		***15:30:47.829***
4 -	49.361	26.769	1:16.130 **(2)**	93.58	0.328	15:32:03.959
5 -	49.516	26.906	1:16.422	93.22	0.620	15:33:20.381
6 -	49.603	26.952	1:16.555	93.06	0.753	15:34:36.936
7 -	49.513	27.102	1:16.615	92.99	0.813	15:35:53.551
8 -	49.849	27.368	1:17.217	92.26	1.415	15:37:10.768
9 -	49.336	27.002	1:16.338	93.33	0.536	15:38:27.106
10 -	50.310	27.324	1:17.634	91.77	1.832	15:39:44.740

BMCRC - MRO Championships - Rnd 6 @ Donington Park National

Thunderbike Sport & Supertwins

RACE 14 - SECTOR ANALYSIS

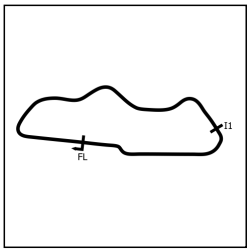

SECTOR 1 = FL to I1, SECTOR 2 = I1 to FL, DIFF = Difference To Personal Best Lap, P = Crossed Finish Line in Pit Lane, D = Time Disallowed

P9 87 TWINS Finn CHALK — BMW F900 - FCR

IDEAL LAP TIME : 1:15.346 BEST LAP TIME : 1:15.860 DIFFERENCE : 0.514

LAP	SECTOR 1	SECTOR 2	LAP TIME	MPH	DIFF	TIME OF DAY
1 -		27.254	1:19.052	90.12	3.192	15:28:14.012
2 -	49.440	27.053	1:16.493	93.14	0.633	15:29:30.505
3 -	49.146	***26.714***	***1:15.860*** **(1)**	***93.91***		***15:30:46.365***
4 -	***48.632***	28.063	1:16.695	92.89	0.835	15:32:03.060
5 -	48.789	27.306	1:16.095 **(2)**	93.62	0.235	15:33:19.155
6 -	49.662	27.240	1:16.902	92.64	1.042	15:34:36.057
7 -	49.234	27.134	1:16.368 **(3)**	93.29	0.508	15:35:52.425
8 -	49.554	27.546	1:17.100	92.40	1.240	15:37:09.525
9 -	49.956	27.636	1:17.592	91.82	1.732	15:38:27.117
10 -	49.777	28.047	1:17.824	91.54	1.964	15:39:44.941

P10 64 Rob SALTMER — Kawasaki ZX6R - M-FIRE - UNION JACKED

IDEAL LAP TIME : 1:16.629 BEST LAP TIME : 1:16.629 DIFFERENCE : 0.000

LAP	SECTOR 1	SECTOR 2	LAP TIME	MPH	DIFF	TIME OF DAY
1 -		27.617	1:21.197	87.74	4.568	15:28:16.157
2 -	49.625	27.406	1:17.031 **(3)**	92.49	0.402	15:29:33.188
3 -	***49.501***	***27.128***	***1:16.629*** **(1)**	***92.97***		***15:30:49.817***
4 -	49.520	27.467	1:16.987 **(2)**	92.54	0.358	15:32:06.804
5 -	49.970	27.829	1:17.799	91.57	1.170	15:33:24.603
6 -	49.584	27.635	1:17.219	92.26	0.590	15:34:41.822
7 -	50.088	27.470	1:17.558	91.86	0.929	15:35:59.380
8 -	50.125	27.554	1:17.679	91.71	1.050	15:37:17.059
9 -	49.997	27.785	1:17.782	91.59	1.153	15:38:34.841
10 -	50.502	27.820	1:18.322	90.96	1.693	15:39:53.163

P11 69 Terry SMITH — Yamaha R6 - Staxson racing

IDEAL LAP TIME : 1:17.105 BEST LAP TIME : 1:17.109 DIFFERENCE : 0.004

LAP	SECTOR 1	SECTOR 2	LAP TIME	MPH	DIFF	TIME OF DAY
1 -		27.878	1:23.555	85.26	6.446	15:28:18.515
2 -	50.972	27.857	1:18.829	90.38	1.720	15:29:37.344
3 -	50.562	27.442	1:18.004	91.33	0.895	15:30:55.348
4 -	50.577	27.989	1:18.566	90.68	1.457	15:32:13.914
5 -	50.314	27.644	1:17.958	91.39	0.849	15:33:31.872
6 -	50.373	27.361	1:17.734 **(3)**	91.65	0.625	15:34:49.606
7 -	50.275	***27.304***	1:17.579 **(2)**	91.83	0.470	15:36:07.185
8 -	50.486	27.531	1:18.017	91.32	0.908	15:37:25.202
9 -	***49.801***	27.308	***1:17.109*** **(1)**	***92.39***		***15:38:42.311***
10 -	50.594	27.592	1:18.186	91.12	1.077	15:40:00.497

P12 414 TWINS James FORD — Aprilia RS660 -

IDEAL LAP TIME : 1:17.140 BEST LAP TIME : 1:17.140 DIFFERENCE : 0.000

LAP	SECTOR 1	SECTOR 2	LAP TIME	MPH	DIFF	TIME OF DAY
1 -		27.727	1:22.422	86.44	5.282	15:28:17.382
2 -	***49.596***	***27.544***	***1:17.140*** **(1)**	***92.35***		***15:29:34.522***
3 -	49.853	27.737	1:17.590 **(2)**	91.82	0.450	15:30:52.112
4 -	49.947	27.953	1:17.900	91.45	0.760	15:32:10.012
5 -	49.841	27.952	1:17.793 **(3)**	91.58	0.653	15:33:27.805
6 -	50.232	28.050	1:18.282	91.01	1.142	15:34:46.087
7 -	50.388	28.073	1:18.461	90.80	1.321	15:36:04.548
8 -	50.579	28.340	1:18.919	90.27	1.779	15:37:23.467
9 -	50.546	28.205	1:18.751	90.47	1.611	15:38:42.218
10 -	51.569	28.174	1:19.743	89.34	2.603	15:40:01.961

BMCRC - MRO Championships - Rnd 6 @ Donington Park National

Thunderbike Sport & Supertwins

RACE 14 - SECTOR ANALYSIS

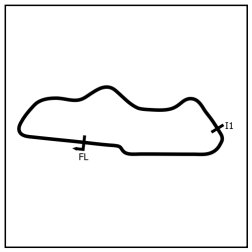

SECTOR 1 = FL to I1, SECTOR 2 = I1 to FL, DIFF = Difference To Personal Best Lap, P = Crossed Finish Line in Pit Lane, D = Time Disallowed

P13 33 Mark BISWELL — Yamaha FZR600R - Cappagh Consult Ltd

IDEAL LAP TIME : 1:16.721 BEST LAP TIME : 1:17.086 DIFFERENCE : 0.365

LAP	SECTOR 1	SECTOR 2	LAP TIME		MPH	DIFF	TIME OF DAY
1 -		28.666	1:29.332		79.75	12.246	15:28:24.292
2 -	51.460	27.353	1:18.813		90.39	1.727	15:29:43.105
3 -	50.645	28.092	1:18.737		90.48	1.651	15:31:01.842
4 -	50.796	27.751	1:18.547		90.70	1.461	15:32:20.389
5 -	***49.423***	27.864	1:17.287		92.18	0.201	15:33:37.676
6 -	49.716	27.391	1:17.107	**(2)**	92.39	0.021	15:34:54.783
7 -	49.960	***27.298***	1:17.258	**(3)**	92.21	0.172	15:36:12.041
8 -	49.770	27.316	***1:17.086***	**(1)**	***92.42***		***15:37:29.127***
9 -	49.705	27.855	1:17.560		91.85	0.474	15:38:46.687
10 -	50.011	27.631	1:17.642		91.76	0.556	15:40:04.329

P14 81 TWINS Malvern MAY — Aprilia RS660 - IMP racing

IDEAL LAP TIME : 1:17.712 BEST LAP TIME : 1:17.891 DIFFERENCE : 0.179

LAP	SECTOR 1	SECTOR 2	LAP TIME		MPH	DIFF	TIME OF DAY
1 -		28.116	1:23.487		85.33	5.596	15:28:18.447
2 -	50.210	***27.748***	1:17.958	**(2)**	91.39	0.067	15:29:36.405
3 -	50.432	28.407	1:18.839		90.36	0.948	15:30:55.244
4 -	50.948	28.236	1:19.184		89.97	1.293	15:32:14.428
5 -	50.261	28.232	1:18.493		90.76	0.602	15:33:32.921
6 -	***49.964***	27.927	***1:17.891***	**(1)**	***91.46***		***15:34:50.812***
7 -	50.926	28.106	1:19.032		90.14	1.141	15:36:09.844
8 -	50.752	28.480	1:19.232		89.92	1.341	15:37:29.076
9 -	50.467	27.996	1:18.463		90.80	0.572	15:38:47.539
10 -	49.983	28.375	1:18.358	**(3)**	90.92	0.467	15:40:05.897

P15 402 Kaine FARR — Suzuki GSXR - The Elms B&B Snetterton

IDEAL LAP TIME : 1:17.413 BEST LAP TIME : 1:17.413 DIFFERENCE : 0.000

LAP	SECTOR 1	SECTOR 2	LAP TIME		MPH	DIFF	TIME OF DAY
1 -		28.218	1:24.994		83.82	7.581	15:28:19.954
2 -	52.283	28.076	1:20.359		88.66	2.946	15:29:40.313
3 -	52.747	28.553	1:21.300		87.63	3.887	15:31:01.613
4 -	52.160	28.103	1:20.263		88.76	2.850	15:32:21.876
5 -	51.352	28.263	1:19.615		89.48	2.202	15:33:41.491
6 -	52.263	28.545	1:20.808		88.16	3.395	15:35:02.299
7 -	51.620	27.516	1:19.136	**(3)**	90.03	1.723	15:36:21.435
8 -	51.403	27.763	1:19.166		89.99	1.753	15:37:40.601
9 -	50.601	27.407	1:18.008	**(2)**	91.33	0.595	15:38:58.609
10 -	***50.116***	***27.297***	***1:17.413***	**(1)**	***92.03***		***15:40:16.022***

P16 38 TWINS David LUFF — BMW F900 - ATP & Sarah O'Neill

IDEAL LAP TIME : 1:18.871 BEST LAP TIME : 1:19.028 DIFFERENCE : 0.157

LAP	SECTOR 1	SECTOR 2	LAP TIME		MPH	DIFF	TIME OF DAY
1 -		29.679	1:26.623		82.24	7.595	15:28:21.583
2 -	51.510	28.414	1:19.924		89.14	0.896	15:29:41.507
3 -	51.713	28.314	1:20.027		89.02	0.999	15:31:01.534
4 -	***50.937***	28.199	1:19.136		90.03	0.108	15:32:20.670
5 -	51.519	28.275	1:19.794		89.28	0.766	15:33:40.464
6 -	51.124	***27.934***	1:19.058	**(2)**	90.11	0.030	15:34:59.522
7 -	50.973	28.055	***1:19.028***	**(1)**	***90.15***		***15:36:18.550***
8 -	51.054	28.012	1:19.066	**(3)**	90.11	0.038	15:37:37.616
9 -	51.007	28.089	1:19.096		90.07	0.068	15:38:56.712
10 -	51.197	28.125	1:19.322		89.81	0.294	15:40:16.034

BMCRC - MRO Championships - Rnd 6 @ Donington Park National

Thunderbike Sport & Supertwins

RACE 14 - SECTOR ANALYSIS

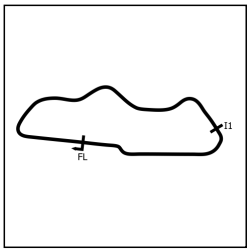

SECTOR 1 = FL to I1, SECTOR 2 = I1 to FL, DIFF = Difference To Personal Best Lap, P = Crossed Finish Line in Pit Lane, D = Time Disallowed

P17 557 John WILTON — Yamaha R6 - Repetition Roasters

IDEAL LAP TIME : 1:18.624 BEST LAP TIME : 1:18.838 DIFFERENCE : 0.214

LAP	SECTOR 1	SECTOR 2	LAP TIME		MPH	DIFF	TIME OF DAY
1 -		29.099	1:27.687		81.25	8.849	15:28:22.647
2 -	52.143	28.065	1:20.208		88.82	1.370	15:29:42.855
3 -	52.001	28.332	1:20.333		88.68	1.495	15:31:03.188
4 -	51.940	28.337	1:20.277		88.75	1.439	15:32:23.465
5 -	51.314	27.925	1:19.239	(3)	89.91	0.401	15:33:42.704
6 -	51.560	27.800	1:19.360		89.77	0.522	15:35:02.064
7 -	***50.878***	27.963	1:18.841	(2)	90.36	0.003	15:36:20.905
8 -	51.797	27.939	1:19.736		89.35	0.898	15:37:40.641
9 -	51.698	27.994	1:19.692		89.40	0.854	15:39:00.333
10 -	51.092	***27.746***	***1:18.838***	**(1)**	***90.37***		***15:40:19.171***

P18 333 Andrew HOUGHTON — Suzuki TL1000S - Techoir & The Bike Experience

IDEAL LAP TIME : 1:19.119 BEST LAP TIME : 1:19.240 DIFFERENCE : 0.121

LAP	SECTOR 1	SECTOR 2	LAP TIME		MPH	DIFF	TIME OF DAY
1 -		28.832	1:28.785		80.24	9.545	15:28:23.745
2 -	52.802	28.148	1:20.950		88.01	1.710	15:29:44.695
3 -	54.705	28.332	1:23.037		85.80	3.797	15:31:07.732
4 -	52.741	28.268	1:21.009		87.94	1.769	15:32:28.741
5 -	51.940	28.020	1:19.960		89.10	0.720	15:33:48.701
6 -	51.946	***27.598***	1:19.544	(3)	89.56	0.304	15:35:08.245
7 -	***51.521***	27.719	***1:19.240***	**(1)**	***89.91***		***15:36:27.485***
8 -	51.550	27.931	1:19.481	(2)	89.63	0.241	15:37:46.966
9 -	52.334	28.091	1:20.425		88.58	1.185	15:39:07.391
10 -	52.153	28.208	1:20.361		88.65	1.121	15:40:27.752

P19 679 Gene GOODRUM — Suzuki GSXR 600 - Delta T Racing

IDEAL LAP TIME : 1:20.117 BEST LAP TIME : 1:20.317 DIFFERENCE : 0.200

LAP	SECTOR 1	SECTOR 2	LAP TIME		MPH	DIFF	TIME OF DAY
1 -		28.428	1:25.043		83.77	4.726	15:28:20.003
2 -	52.536	28.764	1:21.300		87.63	0.983	15:29:41.303
3 -	52.795	***28.186***	1:20.981		87.97	0.664	15:31:02.284
4 -	52.199	28.704	1:20.903		88.06	0.586	15:32:23.187
5 -	52.601	28.536	1:21.137		87.81	0.820	15:33:44.324
6 -	52.537	28.601	1:21.138		87.80	0.821	15:35:05.462
7 -	51.967	28.350	***1:20.317***	**(1)**	***88.70***		***15:36:25.779***
8 -	52.358	28.369	1:20.727	(3)	88.25	0.410	15:37:46.506
9 -	***51.931***	28.748	1:20.679	(2)	88.30	0.362	15:39:07.185
10 -	52.077	28.860	1:20.937		88.02	0.620	15:40:28.122

P20 73 TWINS David RANSOME — Suzuki GSX8S - Hunts Motorcycles

IDEAL LAP TIME : 1:18.913 BEST LAP TIME : 1:18.913 DIFFERENCE : 0.000

LAP	SECTOR 1	SECTOR 2	LAP TIME		MPH	DIFF	TIME OF DAY
1 -		29.528	1:29.754		79.37	10.841	15:28:24.714
2 -	53.305	29.249	1:22.554		86.30	3.641	15:29:47.268
3 -	52.550	28.484	1:21.034		87.92	2.121	15:31:08.302
4 -	53.274	28.580	1:21.854		87.04	2.941	15:32:30.156
5 -	51.099	28.414	1:19.513	(3)	89.60	0.600	15:33:49.669
6 -	51.668	28.088	1:19.756		89.33	0.843	15:35:09.425
7 -	51.056	28.235	1:19.291	(2)	89.85	0.378	15:36:28.716
8 -	***50.871***	***28.042***	***1:18.913***	**(1)**	***90.28***		***15:37:47.629***
9 -	52.053	28.601	1:20.654		88.33	1.741	15:39:08.283
10 -	51.632	28.516	1:20.148		88.89	1.235	15:40:28.431

BMCRC - MRO Championships - Rnd 6 @ Donington Park National

Thunderbike Sport & Supertwins

RACE 14 - SECTOR ANALYSIS

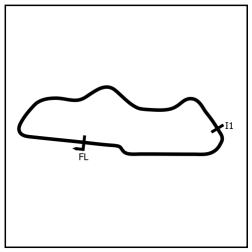

SECTOR 1 = FL to I1, SECTOR 2 = I1 to FL, DIFF = Difference To Personal Best Lap, P = Crossed Finish Line in Pit Lane, D = Time Disallowed

P21 172 Andrew ROBINSON

Yamaha YZF R6 -

IDEAL LAP TIME : 1:20.517 BEST LAP TIME : 1:20.664 DIFFERENCE : 0.147

LAP	SECTOR 1	SECTOR 2	LAP TIME	MPH	DIFF	TIME OF DAY
1 -		28.812	1:29.772	79.36	9.108	15:28:24.732
2 -	53.567	29.926	1:23.493	85.33	2.829	15:29:48.225
3 -	53.505	28.886	1:22.391	86.47	1.727	15:31:10.616
4 -	52.528	28.585	1:21.113 (3)	87.83	0.449	15:32:31.729
5 -	52.529	28.534	1:21.063 (2)	87.89	0.399	15:33:52.792
6 -	***52.238***	28.426	***1:20.664*** (1)	***88.32***		***15:35:13.456***
7 -	52.588	28.534	1:21.122	87.82	0.458	15:36:34.578
8 -	53.046	28.673	1:21.719	87.18	1.055	15:37:56.297
9 -	52.557	29.070	1:21.627	87.28	0.963	15:39:17.924
10 -	53.306	***28.279***	1:21.585	87.32	0.921	15:40:39.509

P22 46 TWINS Isobel CARTER

Yamaha R7 - Celtic Yamaha

IDEAL LAP TIME : 1:20.726 BEST LAP TIME : 1:20.919 DIFFERENCE : 0.193

LAP	SECTOR 1	SECTOR 2	LAP TIME	MPH	DIFF	TIME OF DAY
1 -		29.772	1:27.955	81.00	7.036	15:28:22.915
2 -	53.208	29.128	1:22.336	86.53	1.417	15:29:45.251
3 -	53.221	28.965	1:22.186	86.68	1.267	15:31:07.437
4 -	54.352	29.133	1:23.485	85.34	2.566	15:32:30.922
5 -	52.748	29.656	1:22.404	86.45	1.485	15:33:53.326
6 -	52.852	29.136	1:21.988	86.89	1.069	15:35:15.314
7 -	52.594	28.902	1:21.496	87.42	0.577	15:36:36.810
8 -	52.682	28.812	1:21.494 (3)	87.42	0.575	15:37:58.304
9 -	***52.166***	28.928	1:21.094 (2)	87.85	0.175	15:39:19.398
10 -	52.359	***28.560***	***1:20.919*** (1)	***88.04***		***15:40:40.317***

P23 85 Andrew KITE

Ducati 749 - Red Rebel Racing

IDEAL LAP TIME : 1:20.543 BEST LAP TIME : 1:20.833 DIFFERENCE : 0.290

LAP	SECTOR 1	SECTOR 2	LAP TIME	MPH	DIFF	TIME OF DAY
1 -		28.866	1:31.338	78.00	10.505	15:28:26.298
2 -	54.166	28.406	1:22.572	86.28	1.739	15:29:48.870
3 -	54.100	29.578	1:23.678	85.14	2.845	15:31:12.548
4 -	53.665	29.269	1:22.934	85.90	2.101	15:32:35.482
5 -	54.272	29.185	1:23.457	85.36	2.624	15:33:58.939
6 -	54.124	28.999	1:23.123	85.71	2.290	15:35:22.062
7 -	54.335	28.461	1:22.796	86.05	1.963	15:36:44.858
8 -	52.904	***28.246***	1:21.150 (3)	87.79	0.317	15:38:06.008
9 -	52.347	28.657	1:21.004 (2)	87.95	0.171	15:39:27.012
10 -	***52.297***	28.536	***1:20.833*** (1)	***88.14***		***15:40:47.845***

P24 12 TWINS Andy JACKSON

Kawasaki ER650 - Andy Jackson Racing Club 12

IDEAL LAP TIME : 1:21.193 BEST LAP TIME : 1:21.429 DIFFERENCE : 0.236

LAP	SECTOR 1	SECTOR 2	LAP TIME	MPH	DIFF	TIME OF DAY
1 -		29.568	1:29.234	79.84	7.805	15:28:24.194
2 -	53.806	30.185	1:23.991	84.82	2.562	15:29:48.185
3 -	54.682	30.085	1:24.767	84.04	3.338	15:31:12.952
4 -	53.515	29.491	1:23.006	85.83	1.577	15:32:35.958
5 -	53.462	29.128	1:22.590	86.26	1.161	15:33:58.548
6 -	54.308	29.503	1:23.811	85.00	2.382	15:35:22.359
7 -	53.318	***28.818***	1:22.136	86.74	0.707	15:36:44.495
8 -	52.850	29.212	1:22.062 (3)	86.82	0.633	15:38:06.557
9 -	52.640	29.064	1:21.704 (2)	87.20	0.275	15:39:28.261
10 -	***52.375***	29.054	***1:21.429*** (1)	***87.49***		***15:40:49.690***

BMCRC - MRO Championships - Rnd 6 @ Donington Park National

Thunderbike Sport & Supertwins

RACE 14 - SECTOR ANALYSIS

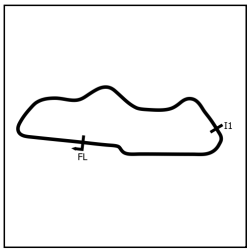

SECTOR 1 = FL to I1, SECTOR 2 = I1 to FL, DIFF = Difference To Personal Best Lap, P = Crossed Finish Line in Pit Lane, D = Time Disallowed

P25 75 Stewart MAY — Honda CBR600F3 - JOE'S taxidermy, You Snuff 'em ,We Stuff 'e

IDEAL LAP TIME : 1:22.693 BEST LAP TIME : 1:22.693 DIFFERENCE : 0.000

LAP	SECTOR 1	SECTOR 2	LAP TIME		MPH	DIFF	TIME OF DAY
1 -		29.303	1:28.631		80.38	5.938	15:28:23.591
2 -	54.127	29.949	1:24.076		84.74	1.383	15:29:47.667
3 -	54.711	29.515	1:24.226		84.58	1.533	15:31:11.893
4 -	54.152	29.443	1:23.595	(2)	85.22	0.902	15:32:35.488
5 -	***53.519***	***29.174***	***1:22.693***	**(1)**	***86.15***		***15:33:58.181***
6 -	54.334	29.424	1:23.758	(3)	85.06	1.065	15:35:21.939
7 -	54.205	29.620	1:23.825		84.99	1.132	15:36:45.764
8 -	55.848	30.092	1:25.940		82.90	3.247	15:38:11.704
9 -	56.452	30.339	1:26.791		82.08	4.098	15:39:38.495
10 -	54.855	31.207	1:26.062		82.78	3.369	15:41:04.557

P26 96 TWINS Jared OAKLEY — Kawasaki ER6 - Delta T Racing

IDEAL LAP TIME : 1:23.505 BEST LAP TIME : 1:23.566 DIFFERENCE : 0.061

LAP	SECTOR 1	SECTOR 2	LAP TIME		MPH	DIFF	TIME OF DAY
1 -		30.339	1:30.786		78.47	7.220	15:28:25.746
2 -	54.180	***30.109***	1:24.289	(3)	84.52	0.723	15:29:50.035
3 -	53.475	30.492	1:23.967	(2)	84.85	0.401	15:31:14.002
4 -	***53.396***	30.170	***1:23.566***	**(1)**	***85.25***		***15:32:37.568***
5 -	53.912	30.586	1:24.498		84.31	0.932	15:34:02.066
6 -	54.103	30.541	1:24.644		84.17	1.078	15:35:26.710
7 -	54.407	30.968	1:25.375		83.45	1.809	15:36:52.085
8 -	54.550	30.271	1:24.821		83.99	1.255	15:38:16.906
9 -	54.406	31.516	1:25.922		82.91	2.356	15:39:42.828

P27 786 TWINS Ben MIETUS — Yamaha R7 - Hunts Motorcycles

IDEAL LAP TIME : 1:24.592 BEST LAP TIME : 1:24.600 DIFFERENCE : 0.008

LAP	SECTOR 1	SECTOR 2	LAP TIME		MPH	DIFF	TIME OF DAY
1 -		30.292	1:32.377		77.12	7.777	15:28:27.337
2 -	54.650	***29.950***	***1:24.600***	**(1)**	***84.21***		***15:29:51.937***
3 -	***54.642***	30.301	1:24.943	(2)	83.87	0.343	15:31:16.880
4 -	55.060	30.748	1:25.808		83.03	1.208	15:32:42.688
5 -	55.669	30.542	1:26.211		82.64	1.611	15:34:08.899
6 -	54.794	30.417	1:25.211	(3)	83.61	0.611	15:35:34.110
7 -	55.365	30.573	1:25.938		82.90	1.338	15:37:00.048
8 -	55.242	30.937	1:26.179		82.67	1.579	15:38:26.227
9 -	55.171	30.629	1:25.800		83.03	1.200	15:39:52.027

P28 35 TWINS Stuart THURTLE — Aprilia RS660 - STRacing TeamTortoise / DWP

IDEAL LAP TIME : 1:25.672 BEST LAP TIME : 1:25.672 DIFFERENCE : 0.000

LAP	SECTOR 1	SECTOR 2	LAP TIME		MPH	DIFF	TIME OF DAY
1 -		30.534	1:34.281		75.56	8.609	15:28:29.241
2 -	***55.569***	***30.103***	***1:25.672***	**(1)**	***83.16***		***15:29:54.913***
3 -	56.709	30.619	1:27.328		81.58	1.656	15:31:22.241
4 -	56.960	30.924	1:27.884		81.06	2.212	15:32:50.125
5 -	56.501	30.812	1:27.313		81.59	1.641	15:34:17.438
6 -	56.046	30.800	1:26.846	(3)	82.03	1.174	15:35:44.284
7 -	56.998	30.597	1:27.595		81.33	1.923	15:37:11.879
8 -	56.527	30.312	1:26.839	(2)	82.04	1.167	15:38:38.718
9 -	57.514	30.513	1:28.027		80.93	2.355	15:40:06.745

BMCRC - MRO Championships - Rnd 6 @ Donington Park National

Thunderbike Sport & Supertwins

RACE 14 - SECTOR ANALYSIS

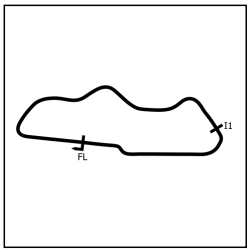

SECTOR 1 = FL to I1, SECTOR 2 = I1 to FL, DIFF = Difference To Personal Best Lap, P = Crossed Finish Line in Pit Lane, D = Time Disallowed

P29 **751** **Lucian Silviu SINCA** Kawasaki ZX6R B1H -

IDEAL LAP TIME : 1:17.734 BEST LAP TIME : 1:17.981 DIFFERENCE : 0.247

LAP	SECTOR 1	SECTOR 2	LAP TIME	MPH	DIFF	TIME OF DAY
1 -		28.092	1:26.598	82.27	8.617	15:28:21.558
2 -	51.287	27.588	1:18.875	90.32	0.894	15:29:40.433
3 -	50.951	27.841	1:18.792	90.42	0.811	15:30:59.225
4 -	51.204	27.845	1:19.049	90.12	1.068	15:32:18.274
5 -	***50.517***	28.084	1:18.601 **(3)**	90.64	0.620	15:33:36.875
6 -	50.764	***27.217***	***1:17.981*** **(1)**	***91.36***		***15:34:54.856***
7 -	50.659	27.491	1:18.150 **(2)**	91.16	0.169	15:36:13.006
8 -	53.816	IN PIT	1:25.928 **P**	82.91	7.947	15:37:38.934

P30 **94** **Alec BURNELL** Kawasaki ZX6R -

IDEAL LAP TIME : 1:21.509 BEST LAP TIME : 1:21.509 DIFFERENCE : 0.000

LAP	SECTOR 1	SECTOR 2	LAP TIME	MPH	DIFF	TIME OF DAY
1 -		33.197	1:30.380	78.82	8.871	15:28:25.340
2 -	54.062	29.232	1:23.294 **(3)**	85.53	1.785	15:29:48.634
3 -	53.897	29.463	1:23.360	85.46	1.851	15:31:11.994
4 -	***52.632***	***28.877***	***1:21.509*** **(1)**	***87.40***		***15:32:33.503***
5 -	1:03.512	29.637	1:33.149	76.48	11.640	15:34:06.652
6 -	54.190	29.063	1:23.253 **(2)**	85.57	1.744	15:35:29.905

BMCRC - MRO Championships - Rnd 6 @ Donington Park National

Thunderbike Sport & Supertwins

RACE 14 - BEST SECTORS

	SECTOR 1		SECTOR 2	
POS	NO	TIME	NO	TIME
1	**54**	**48.257**	**173**	**26.508**
2	**21**	**48.516**	**54**	**26.604**
3	**4**	**48.542**	**4**	**26.659**
4	**5**	**48.603**	**87**	**26.714**
5	**87**	**48.632**	**21**	**26.717**
6	**530**	**48.678**	**5**	**26.798**
7	**102**	**48.688**	**153**	**26.842**
8	**153**	**48.917**	**530**	**26.932**
9	**173**	**49.294**	**102**	**26.937**
10	**33**	**49.423**	**64**	**27.128**
11	**64**	**49.501**	**751**	**27.217**
12	**414**	**49.596**	**402**	**27.297**
13	**69**	**49.801**	**33**	**27.298**
14	**81**	**49.964**	**69**	**27.304**
15	**402**	**50.116**	**414**	**27.544**
16	**751**	**50.517**	**333**	**27.598**
17	**73**	**50.871**	**557**	**27.746**
18	**557**	**50.878**	**81**	**27.748**
19	**38**	**50.937**	**38**	**27.934**
20	**333**	**51.521**	**73**	**28.042**
21	**679**	**51.931**	**679**	**28.186**
22	**46**	**52.166**	**85**	**28.246**
23	**172**	**52.238**	**172**	**28.279**
24	**85**	**52.297**	**46**	**28.560**
25	**12**	**52.375**	**12**	**28.818**
26	**94**	**52.632**	**94**	**28.877**
27	**96**	**53.396**	**75**	**29.174**
28	**75**	**53.519**	**786**	**29.950**
29	**786**	**54.642**	**35**	**30.103**
30	**35**	**55.569**	**96**	**30.109**

IDEAL / BEST COMPARISON

POS	NO	NAME	IDEAL	BEST	DIFF
		PERFECT LAP	**1:14.765**		
1	**54**	JAMISON	1:14.861	1:15.261	**0.400**
2	**4**	KILLWORTH	1:15.201	1:15.827	**0.626**
3	**21**	FINNIS	1:15.233	1:15.705	**0.472**
4	**87**	CHALK	1:15.346	1:15.860	**0.514**
5	**5**	STONE	1:15.401	1:15.488	**0.087**
6	**530**	CREASEY	1:15.610	1:15.610	**0.000**
7	**102**	FEARN	1:15.625	1:15.724	**0.099**
8	**153**	KILLWORTH	1:15.759	1:15.801	**0.042**
9	**173**	SWIFT	1:15.802	1:15.802	**0.000**
10	**64**	SALTMER	1:16.629	1:16.629	**0.000**
11	**33**	BISWELL	1:16.721	1:17.086	**0.365**
12	**69**	SMITH	1:17.105	1:17.109	**0.004**
13	**414**	FORD	1:17.140	1:17.140	**0.000**
14	**402**	FARR	1:17.413	1:17.413	**0.000**
15	**81**	MAY	1:17.712	1:17.891	**0.179**
16	**751**	SINCA	1:17.734	1:17.981	**0.247**
17	**557**	WILTON	1:18.624	1:18.838	**0.214**
18	**38**	LUFF	1:18.871	1:19.028	**0.157**
19	**73**	RANSOME	1:18.913	1:18.913	**0.000**
20	**333**	HOUGHTON	1:19.119	1:19.240	**0.121**
21	**679**	GOODRUM	1:20.117	1:20.317	**0.200**
22	**172**	ROBINSON	1:20.517	1:20.664	**0.147**
23	**85**	KITE	1:20.543	1:20.833	**0.290**
24	**46**	CARTER	1:20.726	1:20.919	**0.193**
25	**12**	JACKSON	1:21.193	1:21.429	**0.236**
26	**94**	BURNELL	1:21.509	1:21.509	**0.000**
27	**75**	MAY	1:22.693	1:22.693	**0.000**
28	**96**	OAKLEY	1:23.505	1:23.566	**0.061**
29	**786**	MIETUS	1:24.592	1:24.600	**0.008**
30	**35**	THURTLE	1:25.672	1:25.672	**0.000**

Weather / Track : Cloudy / Dry

Donington Park National: 1.9790 miles
Date: 26/07/2026 Start: 15:26 Finish: 15:39

Results can be found at www.tsl-timing.com

Printed - 15:42 Sunday, 26 July 2026

BMCRC - MRO Championships - Rnd 6 @ Donington Park National

Thunderbike Sport & Supertwins

RACE 14 - STATISTICS

Competitors Started	30
Planned Start	2026-07-26 @ 15:00:00.000
Actual Start	2026-07-26 @ 15:26:54.959
Finish Time	2026-07-26 @ 15:39:39.522
Track Length	1.9790mi.
Total Laps	291
Total Distance Covered	575.9085mi.

Session Fastest Lap History

NO	CL	NAME	LAP TIME	TIME OF DAY	LAP	VEHICLE
102		**James FEARN**	**1:15.833**	15:29:29.441	2	Yamaha R6
530		**Morgan CREASEY**	**1:15.610**	15:29:29.656	2	Suzuki GSXR 600
54		**Adam JAMISON**	**1:15.370**	15:29:31.666	2	Yamaha R6
54		**Adam JAMISON**	**1:15.306**	15:30:46.972	3	Yamaha R6
54		**Adam JAMISON**	**1:15.261**	15:33:18.196	5	Yamaha R6

Session Leader History

NO	CL	NAME	FROM LAP	LAPS LED	DISTANCE	VEHICLE
102		**James FEARN**	1	2	3.92 miles	Yamaha R6
530		**Morgan CREASEY**	3	1	1.97 miles	Suzuki GSXR 600
5		**Logan STONE**	4	1	1.97 miles	Yamaha R6
530		**Morgan CREASEY**	5	1	1.97 miles	Suzuki GSXR 600
54		**Adam JAMISON**	6	1	1.97 miles	Yamaha R6
530		**Morgan CREASEY**	7	2	3.95 miles	Suzuki GSXR 600
5		**Logan STONE**	9	1	1.97 miles	Yamaha R6
54		**Adam JAMISON**	10	1	1.97 miles	Yamaha R6

Flag History

TYPE	TIME OF DAY
GREEN	15:26:54.959
FINISH	15:39:39.522

Flag Statistics

TYPE	COUNT	TOTAL LAPS	TOTAL TIME
Green	1	10	14:39.966
Red	0	0	0.000
Safety Car	0	0	0.000
FCY	0	0	0.000

Weather / Track : Cloudy / Dry

Donington Park National: 1.9790 miles
Date: 26/07/2026 Start: 15:26 Finish: 15:39

BMCRC - MRO Championships - Rnd 6 @ Donington Park National

Thunderbike Sport & Supertwins

RACE 14 - STATISTICS

CLASS : 19 Starters

Fastest Lap History

NO	NAME	LAP TIME	TIME OF DAY	LAP	VEHICLE
102	**James FEARN**	**1:15.833**	15:29:29.441	2	Yamaha R6
530	**Morgan CREASEY**	**1:15.610**	15:29:29.656	2	Suzuki GSXR 600
54	**Adam JAMISON**	**1:15.370**	15:29:31.666	2	Yamaha R6
54	**Adam JAMISON**	**1:15.306**	15:30:46.972	3	Yamaha R6
54	**Adam JAMISON**	**1:15.261**	15:33:18.196	5	Yamaha R6

Leader History

NO	NAME	FROM LAP	LAPS LED	DISTANCE	VEHICLE
102	**James FEARN**	1	2	3.92 miles	Yamaha R6
530	**Morgan CREASEY**	3	1	1.97 miles	Suzuki GSXR 600
5	**Logan STONE**	4	1	1.97 miles	Yamaha R6
530	**Morgan CREASEY**	5	1	1.97 miles	Suzuki GSXR 600
54	**Adam JAMISON**	6	1	1.97 miles	Yamaha R6
530	**Morgan CREASEY**	7	2	3.95 miles	Suzuki GSXR 600
5	**Logan STONE**	9	1	1.97 miles	Yamaha R6
54	**Adam JAMISON**	10	1	1.97 miles	Yamaha R6

BMCRC - MRO Championships - Rnd 6 @ Donington Park National

Thunderbike Sport & Supertwins

RACE 14 - STATISTICS

CLASS : TWINS

11 Starters

Fastest Lap History

NO	NAME	LAP TIME	TIME OF DAY	LAP	VEHICLE
87	**Finn CHALK**	**1:16.493**	15:29:30.505	2	BMW F900
21	**Toby FINNIS**	**1:16.153**	15:29:30.819	2	Triumph Daytona 660
87	**Finn CHALK**	**1:15.860**	15:30:46.365	3	BMW F900
21	**Toby FINNIS**	**1:15.852**	15:30:46.671	3	Triumph Daytona 660
21	**Toby FINNIS**	**1:15.705**	15:33:19.319	5	Triumph Daytona 660

Leader History

NO	NAME	FROM LAP	LAPS LED	DISTANCE	VEHICLE
87	**Finn CHALK**	1	5	9.85 miles	BMW F900
21	**Toby FINNIS**	6	5	9.89 miles	Triumph Daytona 660



TWISTGRIP MOTORCYCLES YAMAHA PAST MASTERS

BMCRC-MRO Championships – Round 6

Donington Park National

25th / 26th July 2026

Timing & Results Provided by Timing Solutions Ltd

www.tsl-timing.com

Donington Park National Circuit

Castle Donington, Derby, UK

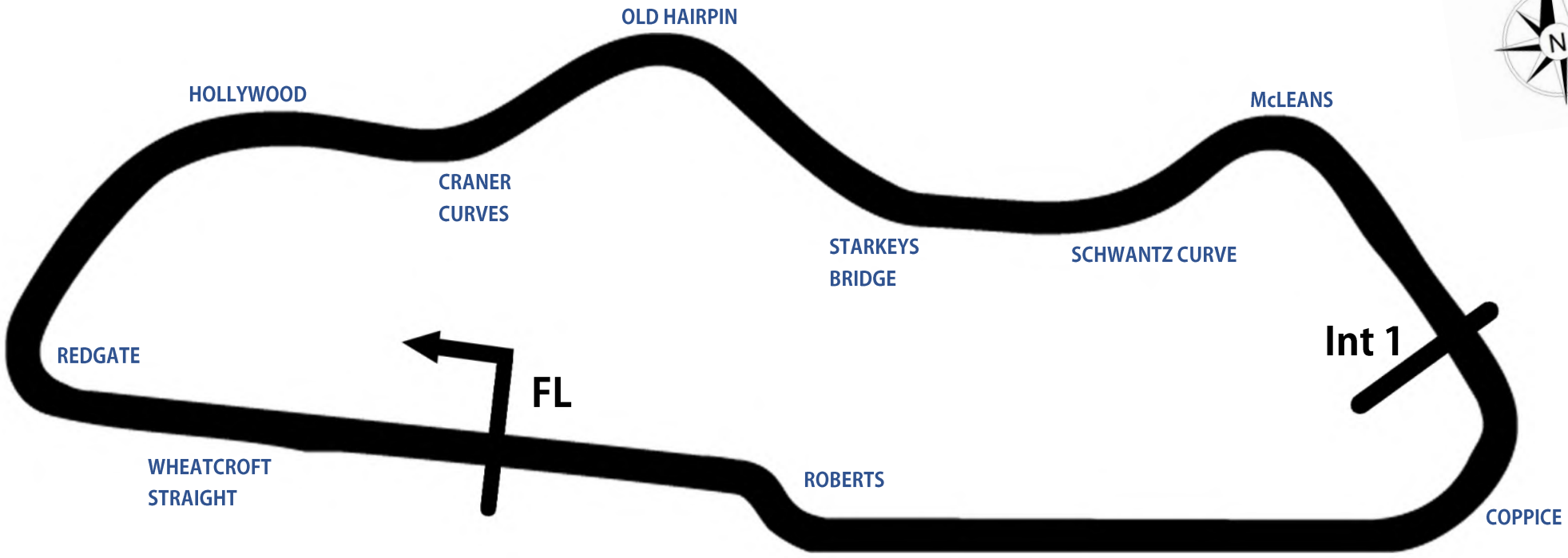

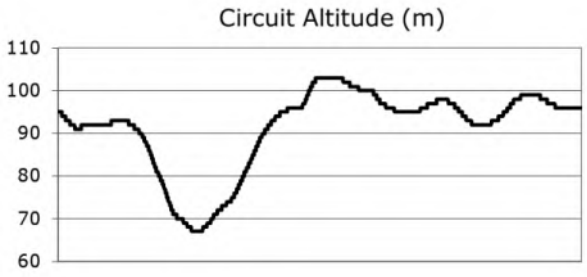

Length	1.9790 miles | 3.185 km | 3185m		
FL	Start @ 60m	52.82971 N	1.37867 W
Int 1	2096m	52.82978 N	1.36508 W
Pit Entry	3158m	52.82951 N	1.37832 W
Pit Exit	229m after FL	52.82996 N	1.38205 W
Pit Entry - Pit Exit	256m, 18.4s @ 50kph, 15.3s @ 60kph		

Results & Live Timing available at – www.tsl-timing.com

Updated - 24/01/2024 10:46

BMCRC - MRO Championships - Rnd 6 @ Donington Park National

Yamaha Past Masters

QUALIFYING - CLASSIFICATION

POS	NO	CL	PIC	NAME	ENTRY	TIME	ON	LAPS	GAP	DIFF	MPH
1	51		1	Kevin WHOLEY	Yamaha TZR 250 - Twistgrip Motorcycles	1:18.153	6	8			91.16
2	1		2	Alan COOPER	Yamaha TZR 250 - Twistgrip Motorcycles	1:19.429	8	8	1.276	1.276	89.69
3	52		3	Haydon SMITH	Yamaha TZR 250 - HI-Precision Engineering Ltd	1:19.580	8	8	1.427	0.151	89.52
4	27		4	Richard HAYWARD	Yamaha TZR 250 - BC vehicle repairs/ Merlin Pipes	1:20.758	6	8	2.605	1.178	88.22
5	166		5	Tom RIDLEY	Yamaha TZR 250 - Chamery Hall Roundhouses	1:20.926	8	8	2.773	0.168	88.03
6	26		6	Damian LEE	Yamaha TZR 250 - Leed Autos	1:21.299	7	8	3.146	0.373	87.63
7	61		7	Paul WELCH	Yamaha TZR 250 -	1:22.318	5	8	4.165	1.019	86.55
8	5		8	Steve MOODY	Yamaha TZR 250 -	1:22.558	5	8	4.405	0.240	86.29
9	45	C	1	Robert WHITTAKER	Yamaha TZR 250 -	1:22.611	6	8	4.458	0.053	86.24
10	31	C	2	Abigail MARSHALL	Yamaha TZR 250 - Len Whalin Racing and Macrae Rac	1:22.684	4	8	4.531	0.073	86.16
11	911		9	Adam SHERIFF	Yamaha TZR 250 - KBS motorsport	1:22.949	7	8	4.796	0.265	85.89
12	99		10	Calvin HOGAN	Yamaha TZR 250 - F.G Racing by Taymar M/c's	1:23.504	6	8	5.351	0.555	85.32
13	64	C	3	Iain DAVIS	Yamaha TZR 250 -	1:23.959	7	8	5.806	0.455	84.85
14	110		11	Mark HAIGH	Yamaha TZR 250 - Chesterfield CarClinic/2T	1:25.749	4	4	7.596	1.790	83.08
15	73	C	4	Colvin TURNER	Yamaha TZR 250 -	1:26.696	8	8	8.543	0.947	82.17
16	333	C	5	Mark STUBBERFIELD	Yamaha TZR 250 - Polished concrete London	1:26.769	8	8	8.616	0.073	82.11
17	50	JC	1	Chris WHITLOCK	Yamaha TZR 250 - TVC technology solutions	1:26.771	5	8	8.618	0.002	82.10
18	162		12	Darren COOPER	Yamaha TZR 250 - Twistgrip Motorcycles	1:26.984	7	8	8.831	0.213	81.90
19	55	C	6	Nick SHORTER	Yamaha TZR 250 1KT - Humanicks Consulting Ltd	1:27.345	8	8	9.192	0.361	81.56
20	199	C	7	Michael FROST	Yamaha TZR 250 -	1:27.730	5	6	9.577	0.385	81.21
21	42	C	8	Martin PEARSON	Yamaha TZR 250 - Viking Consultants	1:28.347	7	8	10.194	0.617	80.64
22	77	JC	2	Adam COLLINS	Yamaha TZR 250 - 2 Cows Racing	1:30.050	6	7	11.897	1.703	79.11
23	297	C	9	Peter NICHOLLS	Yamaha TZR 250 -	1:30.182	5	7	12.029	0.132	79.00
24	46	C	10	Kevin MARSHALL	Yamaha TZR 250 - Stacey Processing	1:30.661	1	1	12.508	0.479	78.58
25	62	JC	3	David PATERSON	Yamaha TZR 250 - The love of a good woman	1:30.683	5	7	12.530	0.022	78.56
26	34	C	11	Paul NIELD	Yamaha TZR 250 - Ridesure	1:30.793	5	6	12.640	0.110	78.47
27	100	C	12	Nathan WISNIEWSKI	Yamaha TZR 250 - Mad Biker Designs	1:32.121	5	7	13.968	1.328	77.34
28	3		13	Becky McKENZIE	Yamaha TZR 251 -	1:32.321	7	7	14.168	0.200	77.17
29	67	C	13	Mark BAILEY	Yamaha TZR 250 - Elite AC Ltd. madbikerdesigns	1:32.639	7	7	14.486	0.318	76.90
30	228		14	Clive EMERSON	Yamaha RD 350 YPVS -	1:33.938	7	7	15.785	1.299	75.84
31	36	JC	4	Phil ZANUTTO	Yamaha TZR 250 - App racing/papyrus	1:36.725	7	7	18.572	2.787	73.65
32	69	C	14	Mark ELLERAY	Yamaha TZR 250 - Abbot Solutions Ltd	1:36.854	1	2	18.701	0.129	73.56
33	10	JC	5	Hugh BRIGHTON	Yamaha TZR 250 2MA -	1:37.996	7	7	19.843	1.142	72.70

Weather / Track : Bright / Dry

These results are provisional until the conclusion of any judicial and technical matters.

Date: 25/07/2026 Start: 09:34 Finish: 10:03

Donington Park National: 1.9790 miles

Clerk Of Course: Caroline Patterson / Andy Brown	Timekeeper: Richard Evans	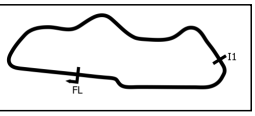

Results can be found at www.tsl-timing.com

Printed - 10:05 Saturday, 25 July 2026

BMCRC - MRO Championships - Rnd 6 @ Donington Park National

Yamaha Past Masters

QUALIFYING - SECTOR ANALYSIS

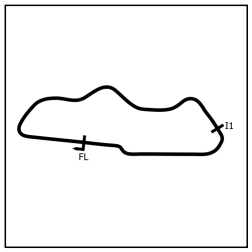

SECTOR 1 = FL to I1, SECTOR 2 = I1 to FL, DIFF = Difference To Personal Best Lap, P = Crossed Finish Line in Pit Lane, D = Time Disallowed

P1 51 Kevin WHOLEY — Yamaha TZR 250 - Twistgrip Motorcycles

IDEAL LAP TIME : 1:17.807 BEST LAP TIME : 1:18.153 DIFFERENCE : 0.346

LAP	SECTOR 1	SECTOR 2	LAP TIME		MPH	DIFF	TIME OF DAY
1 -	56.403	29.266	1:25.669		83.16	7.516	09:36:25.517
2 -	1:07.267	18:25.879	19:33.146		6.07	18:14.993	09:55:58.663
3 -	1:01.327	30.873	1:32.200		77.27	14.047	09:57:30.863
4 -	54.141	29.488	1:23.629		85.19	5.476	09:58:54.492
5 -	51.147	28.080	1:19.227		89.92	1.074	10:00:13.719
6 -	50.434	***27.719***	***1:18.153***	***(1)***	***91.16***		***10:01:31.872***
7 -	50.373	28.470	1:18.843	**(3)**	90.36	0.690	10:02:50.715
8 -	***50.088***	28.125	1:18.213	**(2)**	91.09	0.060	10:04:08.928

P2 1 Alan COOPER — Yamaha TZR 250 - Twistgrip Motorcycles

IDEAL LAP TIME : 1:19.429 BEST LAP TIME : 1:19.429 DIFFERENCE : 0.000

LAP	SECTOR 1	SECTOR 2	LAP TIME		MPH	DIFF	TIME OF DAY
1 -	57.986	30.184	1:28.170		80.80	8.741	09:36:28.865
2 -	1:06.849	18:20.978	19:27.827		6.10	18:08.398	09:55:56.692
3 -	1:02.732	30.918	1:33.650		76.07	14.221	09:57:30.342
4 -	55.355	29.288	1:24.643		84.17	5.214	09:58:54.985
5 -	54.974	28.105	1:23.079		85.75	3.650	10:00:18.064
6 -	51.676	28.063	1:19.739	**(2)**	89.34	0.310	10:01:37.803
7 -	51.858	29.422	1:21.280	**(3)**	87.65	1.851	10:02:59.083
8 -	***51.386***	***28.043***	***1:19.429***	***(1)***	***89.69***		***10:04:18.512***

P3 52 Haydon SMITH — Yamaha TZR 250 - HI-Precision Engineering Ltd

IDEAL LAP TIME : 1:19.561 BEST LAP TIME : 1:19.580 DIFFERENCE : 0.019

LAP	SECTOR 1	SECTOR 2	LAP TIME		MPH	DIFF	TIME OF DAY
1 -	53.940	29.456	1:23.396		85.43	3.816	09:36:13.692
2 -	52.339	18:45.654	19:37.993		6.04	18:18.413	09:55:51.685
3 -	56.634	30.687	1:27.321		81.59	7.741	09:57:19.006
4 -	53.989	29.226	1:23.215		85.61	3.635	09:58:42.221
5 -	52.606	28.749	1:21.355		87.57	1.775	10:00:03.576
6 -	52.133	28.558	1:20.691	**(2)**	88.29	1.111	10:01:24.267
7 -	52.775	***28.421***	1:21.196	**(3)**	87.74	1.616	10:02:45.463
8 -	***51.140***	28.440	***1:19.580***	***(1)***	***89.52***		***10:04:05.043***

P4 27 Richard HAYWARD — Yamaha TZR 250 - BC vehicle repairs/ Merlin Pipes

IDEAL LAP TIME : 1:20.758 BEST LAP TIME : 1:20.758 DIFFERENCE : 0.000

LAP	SECTOR 1	SECTOR 2	LAP TIME		MPH	DIFF	TIME OF DAY
1 -	56.651	29.824	1:26.475		82.38	5.717	09:36:19.803
2 -	55.495	18:42.890	19:38.385		6.04	18:17.627	09:55:58.188
3 -	1:02.625	31.699	1:34.324		75.53	13.566	09:57:32.512
4 -	56.300	29.492	1:25.792		83.04	5.034	09:58:58.304
5 -	53.280	28.587	1:21.867	**(3)**	87.02	1.109	10:00:20.171
6 -	***52.441***	***28.317***	***1:20.758***	***(1)***	***88.22***		***10:01:40.929***
7 -	52.639	28.816	1:21.455	**(2)**	87.46	0.697	10:03:02.384
8 -	53.168	IN PIT	1:25.544	**P**	83.28	4.786	10:04:27.928

P5 166 Tom RIDLEY — Yamaha TZR 250 - Chamery Hall Roundhouses

IDEAL LAP TIME : 1:20.728 BEST LAP TIME : 1:20.926 DIFFERENCE : 0.198

LAP	SECTOR 1	SECTOR 2	LAP TIME		MPH	DIFF	TIME OF DAY
1 -	56.732	30.375	1:27.107		81.79	6.181	09:36:20.669
2 -	55.189	18:41.329	19:36.518		6.05	18:15.592	09:55:57.187
3 -	1:01.871	31.531	1:33.402		76.27	12.476	09:57:30.589
4 -	55.280	29.688	1:24.968		83.85	4.042	09:58:55.557
5 -	52.824	28.914	1:21.738	**(3)**	87.16	0.812	10:00:17.295
6 -	***52.170***	28.823	1:20.993	**(2)**	87.96	0.067	10:01:38.288
7 -	52.482	29.646	1:22.128		86.75	1.202	10:03:00.416
8 -	52.368	***28.558***	***1:20.926***	***(1)***	***88.03***		***10:04:21.342***

BMCRC - MRO Championships - Rnd 6 @ Donington Park National

Yamaha Past Masters

QUALIFYING - SECTOR ANALYSIS

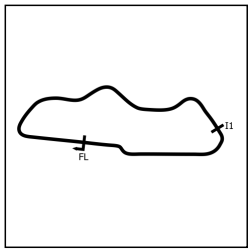

SECTOR 1 = FL to I1, SECTOR 2 = I1 to FL, DIFF = Difference To Personal Best Lap, P = Crossed Finish Line in Pit Lane, D = Time Disallowed

P6 26 Damian LEE — Yamaha TZR 250 - Leed Autos

IDEAL LAP TIME : 1:21.180 BEST LAP TIME : 1:21.299 DIFFERENCE : 0.119

LAP	SECTOR 1	SECTOR 2	LAP TIME		MPH	DIFF	TIME OF DAY
1 -	58.945	31.017	1:29.962		79.19	8.663	09:36:31.249
2 -	1:06.763	18:21.319	19:28.082		6.09	18:06.783	09:55:59.331
3 -	1:02.076	31.451	1:33.527		76.17	12.228	09:57:32.858
4 -	56.686	29.273	1:25.959		82.88	4.660	09:58:58.817
5 -	54.132	29.154	1:23.286		85.54	1.987	10:00:22.103
6 -	52.750	***28.576***	1:21.326	**(2)**	87.60	0.027	10:01:43.429
7 -	***52.604***	28.695	***1:21.299***	**(1)**	***87.63***		***10:03:04.728***
8 -	52.926	29.007	1:21.933	**(3)**	86.95	0.634	10:04:26.661

P7 61 Paul WELCH — Yamaha TZR 250 -

IDEAL LAP TIME : 1:21.948 BEST LAP TIME : 1:22.318 DIFFERENCE : 0.370

LAP	SECTOR 1	SECTOR 2	LAP TIME		MPH	DIFF	TIME OF DAY
1 -	55.419	30.240	1:25.659		83.17	3.341	09:36:15.657
2 -	54.747	18:42.174	19:36.921		6.05	18:14.603	09:55:52.578
3 -	58.769	30.810	1:29.579		79.53	7.261	09:57:22.157
4 -	54.773	29.368	1:24.141		84.67	1.823	09:58:46.298
5 -	53.234	***29.084***	***1:22.318***	**(1)**	***86.55***		***10:00:08.616***
6 -	53.970	29.095	1:23.065	**(3)**	85.77	0.747	10:01:31.681
7 -	53.549	30.206	1:23.755		85.06	1.437	10:02:55.436
8 -	***52.864***	29.483	1:22.347	**(2)**	86.51	0.029	10:04:17.783

P8 5 Steve MOODY — Yamaha TZR 250 -

IDEAL LAP TIME : 1:22.255 BEST LAP TIME : 1:22.558 DIFFERENCE : 0.303

LAP	SECTOR 1	SECTOR 2	LAP TIME		MPH	DIFF	TIME OF DAY
1 -	1:01.564	31.129	1:32.693		76.86	10.135	09:36:36.432
2 -	1:06.196	18:28.301	19:34.497		6.06	18:11.939	09:56:10.929
3 -	1:02.356	32.309	1:34.665		75.26	12.107	09:57:45.594
4 -	55.211	29.453	1:24.664		84.15	2.106	09:59:10.258
5 -	53.494	***29.064***	***1:22.558***	**(1)**	***86.29***		***10:00:32.816***
6 -	54.742	29.656	1:24.398		84.41	1.840	10:01:57.214
7 -	***53.191***	30.026	1:23.217	**(3)**	85.61	0.659	10:03:20.431
8 -	53.226	29.721	1:22.947	**(2)**	85.89	0.389	10:04:43.378

P9 45 C Robert WHITTAKER — Yamaha TZR 250 -

IDEAL LAP TIME : 1:22.300 BEST LAP TIME : 1:22.611 DIFFERENCE : 0.311

LAP	SECTOR 1	SECTOR 2	LAP TIME		MPH	DIFF	TIME OF DAY
1 -	56.602	29.767	1:26.369		82.49	3.758	09:36:17.774
2 -	54.425	18:42.695	19:37.120		6.05	18:14.509	09:55:54.894
3 -	1:00.652	32.505	1:33.157		76.47	10.546	09:57:28.051
4 -	56.250	30.058	1:26.308		82.54	3.697	09:58:54.359
5 -	53.630	29.511	1:23.141	**(3)**	85.69	0.530	10:00:17.500
6 -	53.279	29.332	***1:22.611***	**(1)**	***86.24***		***10:01:40.111***
7 -	***52.995***	29.831	1:22.826	**(2)**	86.01	0.215	10:03:02.937
8 -	54.383	***29.305***	1:23.688		85.13	1.077	10:04:26.625

P10 31 C Abigail MARSHALL — Yamaha TZR 250 - Len Whalin Racing and Macrae Racing

IDEAL LAP TIME : 1:22.577 BEST LAP TIME : 1:22.684 DIFFERENCE : 0.107

LAP	SECTOR 1	SECTOR 2	LAP TIME		MPH	DIFF	TIME OF DAY
1 -	54.172	29.539	1:23.711		85.10	1.027	09:36:13.658
2 -	53.462	18:46.433	19:39.895		6.03	18:17.211	09:55:53.553
3 -	57.931	30.568	1:28.499		80.50	5.815	09:57:22.052
4 -	***53.266***	29.418	***1:22.684***	**(1)**	***86.16***		***09:58:44.736***
5 -	53.588	29.337	1:22.925		85.91	0.241	10:00:07.661
6 -	53.921	29.422	1:23.343		85.48	0.659	10:01:31.004
7 -	53.485	***29.311***	1:22.796	**(2)**	86.05	0.112	10:02:53.800
8 -	53.423	29.443	1:22.866	**(3)**	85.97	0.182	10:04:16.666

BMCRC - MRO Championships - Rnd 6 @ Donington Park National

Yamaha Past Masters

QUALIFYING - SECTOR ANALYSIS

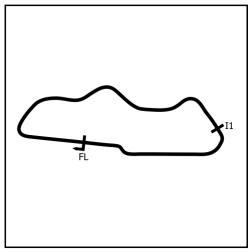

SECTOR 1 = FL to I1, SECTOR 2 = I1 to FL, DIFF = Difference To Personal Best Lap, P = Crossed Finish Line in Pit Lane, D = Time Disallowed

P11 911 Adam SHERIFF — Yamaha TZR 250 - KBS motorsport

IDEAL LAP TIME : 1:22.612 BEST LAP TIME : 1:22.949 DIFFERENCE : 0.337

LAP	SECTOR 1	SECTOR 2	LAP TIME		MPH	DIFF	TIME OF DAY
1 -	1:00.646	31.163	1:31.809		77.60	8.860	09:36:29.646
2 -	1:07.056	18:21.533	19:28.589		6.09	18:05.640	09:55:58.235
3 -	1:03.521	31.467	1:34.988		75.00	12.039	09:57:33.223
4 -	54.789	29.614	1:24.403		84.41	1.454	09:58:57.626
5 -	53.684	29.644	1:23.328	(3)	85.50	0.379	10:00:20.954
6 -	53.408	29.670	1:23.078	(2)	85.75	0.129	10:01:44.032
7 -	***53.002***	29.947	***1:22.949***	(1)	***85.89***		***10:03:06.981***
8 -	54.974	***29.610***	1:24.584		84.23	1.635	10:04:31.565

P12 99 Calvin HOGAN — Yamaha TZR 250 - F.G Racing by Taymar M/c's

IDEAL LAP TIME : 1:23.504 BEST LAP TIME : 1:23.504 DIFFERENCE : 0.000

LAP	SECTOR 1	SECTOR 2	LAP TIME		MPH	DIFF	TIME OF DAY
1 -	56.986	30.624	1:27.610		81.32	4.106	09:36:22.866
2 -	1:03.383		19:33.965		6.06	18:10.461	09:55:56.831
3 -	1:01.144	31.761	1:32.905		76.68	9.401	09:57:29.736
4 -	56.750	30.242	1:26.992		81.89	3.488	09:58:56.728
5 -	55.000	30.050	1:25.050	(3)	83.77	1.546	10:00:21.778
6 -	***53.872***	***29.632***	***1:23.504***	(1)	***85.32***		***10:01:45.282***
7 -	54.465	30.525	1:24.990	(2)	83.82	1.486	10:03:10.272
8 -	56.416	31.040	1:27.456		81.46	3.952	10:04:37.728

P13 64 C Iain DAVIS — Yamaha TZR 250 -

IDEAL LAP TIME : 1:23.765 BEST LAP TIME : 1:23.959 DIFFERENCE : 0.194

LAP	SECTOR 1	SECTOR 2	LAP TIME		MPH	DIFF	TIME OF DAY
1 -	58.793	30.298	1:29.091		79.97	5.132	09:36:24.798
2 -	1:06.207	18:26.256	19:32.463		6.07	18:08.504	09:55:57.261
3 -	1:02.374	31.618	1:33.992		75.80	10.033	09:57:31.253
4 -	57.035	29.977	1:27.012		81.88	3.053	09:58:58.265
5 -	55.662	29.650	1:25.312		83.51	1.353	10:00:23.577
6 -	54.607	***29.489***	1:24.096	(2)	84.72	0.137	10:01:47.673
7 -	***54.276***	29.683	***1:23.959***	(1)	***84.85***		***10:03:11.632***
8 -	54.457	29.685	1:24.142	(3)	84.67	0.183	10:04:35.774

P14 110 Mark HAIGH — Yamaha TZR 250 - Chesterfield CarClinic/2T

IDEAL LAP TIME : 1:25.749 BEST LAP TIME : 1:25.749 DIFFERENCE : 0.000

LAP	SECTOR 1	SECTOR 2	LAP TIME		MPH	DIFF	TIME OF DAY
1 -	58.641	29.942	1:28.583	(2)	80.42	2.834	09:36:24.275
2 -	1:02.540	18:31.369	19:33.909		6.06	18:08.160	09:55:58.184
3 -	1:01.652	32.037	1:33.689	(3)	76.04	7.940	09:57:31.873
4 -	***56.556***	***29.193***	***1:25.749***	(1)	***83.08***		***09:58:57.622***

P15 73 C Colvin TURNER — Yamaha TZR 250 -

IDEAL LAP TIME : 1:26.696 BEST LAP TIME : 1:26.696 DIFFERENCE : 0.000

LAP	SECTOR 1	SECTOR 2	LAP TIME		MPH	DIFF	TIME OF DAY
1 -	58.875	31.692	1:30.567		78.66	3.871	09:36:30.704
2 -	1:09.209	18:18.493	19:27.702		6.10	18:01.006	09:55:58.406
3 -	1:03.030	32.857	1:35.887		74.30	9.191	09:57:34.293
4 -	56.261	31.252	1:27.513		81.41	0.817	09:59:01.806
5 -	57.280	31.148	1:28.428		80.56	1.732	10:00:30.234
6 -	56.124	31.089	1:27.213	(2)	81.69	0.517	10:01:57.447
7 -	55.774	31.702	1:27.476	(3)	81.44	0.780	10:03:24.923
8 -	***55.628***	***31.068***	***1:26.696***	(1)	***82.17***		***10:04:51.619***

BMCRC - MRO Championships - Rnd 6 @ Donington Park National

Yamaha Past Masters

QUALIFYING - SECTOR ANALYSIS

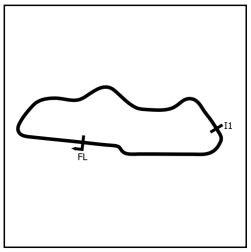

SECTOR 1 = FL to I1, SECTOR 2 = I1 to FL, DIFF = Difference To Personal Best Lap, P = Crossed Finish Line in Pit Lane, D = Time Disallowed

P16 333 C Mark STUBBERFIELD — Yamaha TZR 250 - Polished concrete London

IDEAL LAP TIME : 1:26.769 BEST LAP TIME : 1:26.769 DIFFERENCE : 0.000

LAP	SECTOR 1	SECTOR 2	LAP TIME		MPH	DIFF	TIME OF DAY
1 -	59.624	31.435	1:31.059		78.24	4.290	09:36:28.446
2 -	1:07.785	18:22.418	19:30.203		6.08	18:03.434	09:55:58.649
3 -	1:04.219	32.243	1:36.462		73.85	9.693	09:57:35.111
4 -	56.863	31.541	1:28.404	(3)	80.59	1.635	09:59:03.515
5 -	56.790	31.378	1:28.168	(2)	80.80	1.399	10:00:31.683
6 -	57.377	31.592	1:28.969		80.08	2.200	10:02:00.652
7 -	57.013	31.409	1:28.422		80.57	1.653	10:03:29.074
8 -	***56.119***	***30.650***	***1:26.769***	**(1)**	***82.11***		***10:04:55.843***

P17 50 JC Chris WHITLOCK — Yamaha TZR 250 - TVC technology solutions

IDEAL LAP TIME : 1:26.489 BEST LAP TIME : 1:26.771 DIFFERENCE : 0.282

LAP	SECTOR 1	SECTOR 2	LAP TIME		MPH	DIFF	TIME OF DAY
1 -	57.699	30.953	1:28.652		80.36	1.881	09:36:20.663
2 -	59.207	18:33.962	19:33.169		6.07	18:06.398	09:55:53.832
3 -	1:01.429	32.400	1:33.829		75.93	7.058	09:57:27.661
4 -	57.191	31.349	1:28.540		80.46	1.769	09:58:56.201
5 -	56.567	***30.204***	***1:26.771***	**(1)**	***82.10***		***10:00:22.972***
6 -	56.292	30.660	1:26.952	(2)	81.93	0.181	10:01:49.924
7 -	***56.285***	31.096	1:27.381	(3)	81.53	0.610	10:03:17.305
8 -	56.592	31.536	1:28.128		80.84	1.357	10:04:45.433

P18 162 Darren COOPER — Yamaha TZR 250 - Twistgrip Motorcycles

IDEAL LAP TIME : 1:26.817 BEST LAP TIME : 1:26.984 DIFFERENCE : 0.167

LAP	SECTOR 1	SECTOR 2	LAP TIME		MPH	DIFF	TIME OF DAY
1 -	1:00.353	31.831	1:32.184		77.28	5.200	09:36:32.295
2 -	1:09.431	18:18.098	19:27.529		6.10	18:00.545	09:55:59.824
3 -	1:04.106	32.961	1:37.067		73.39	10.083	09:57:36.891
4 -	58.019	32.088	1:30.107		79.06	3.123	09:59:06.998
5 -	57.709	31.197	1:28.906		80.13	1.922	10:00:35.904
6 -	56.387	***30.835***	1:27.222	(2)	81.68	0.238	10:02:03.126
7 -	***55.982***	31.002	***1:26.984***	**(1)**	***81.90***		***10:03:30.110***
8 -	56.706	31.334	1:28.040	(3)	80.92	1.056	10:04:58.150

P19 55 C Nick SHORTER — Yamaha TZR 250 1KT - Humanicks Consulting Ltd

IDEAL LAP TIME : 1:27.345 BEST LAP TIME : 1:27.345 DIFFERENCE : 0.000

LAP	SECTOR 1	SECTOR 2	LAP TIME		MPH	DIFF	TIME OF DAY
1 -	59.546	31.006	1:30.552		78.68	3.207	09:36:23.679
2 -	1:10.589	18:21.754	19:32.343		6.07	18:04.998	09:55:56.022
3 -	1:02.877	33.787	1:36.664		73.70	9.319	09:57:32.686
4 -	57.655	31.297	1:28.952		80.09	1.607	09:59:01.638
5 -	57.268	30.928	1:28.196	(2)	80.78	0.851	10:00:29.834
6 -	57.526	31.459	1:28.985		80.06	1.640	10:01:58.819
7 -	56.880	31.689	1:28.569	(3)	80.44	1.224	10:03:27.388
8 -	***56.487***	***30.858***	***1:27.345***	**(1)**	***81.56***		***10:04:54.733***

P20 199 C Michael FROST — Yamaha TZR 250 -

IDEAL LAP TIME : 1:27.083 BEST LAP TIME : 1:27.730 DIFFERENCE : 0.647

LAP	SECTOR 1	SECTOR 2	LAP TIME		MPH	DIFF	TIME OF DAY
1 -	1:00.073	32.619	1:32.692		76.86	4.962	09:36:26.753
2 -	OUTLAP	32.758	22:10.393		5.35	20:42.663	09:58:37.146
3 -	57.927	31.307	1:29.234	(3)	79.84	1.504	10:00:06.380
4 -	57.073	***30.671***	1:27.744	(2)	81.19	0.014	10:01:34.124
5 -	***56.412***	31.318	***1:27.730***	**(1)**	***81.21***		***10:03:01.854***
6 -	59.315	31.642	1:30.957		78.32	3.227	10:04:32.811

BMCRC - MRO Championships - Rnd 6 @ Donington Park National

Yamaha Past Masters

QUALIFYING - SECTOR ANALYSIS

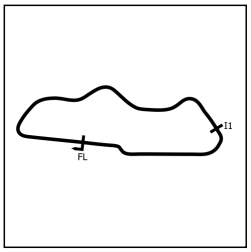

SECTOR 1 = FL to I1, SECTOR 2 = I1 to FL, DIFF = Difference To Personal Best Lap, P = Crossed Finish Line in Pit Lane, D = Time Disallowed

P21 42 C Martin PEARSON — Yamaha TZR 250 - Viking Consultants

IDEAL LAP TIME : 1:28.347 BEST LAP TIME : 1:28.347 DIFFERENCE : 0.000

LAP	SECTOR 1	SECTOR 2	LAP TIME		MPH	DIFF	TIME OF DAY
1 -	1:05.754	IN PIT	1:48.136	**P**	65.88	19.789	09:36:52.339
2 -			19:02.839		6.23	17:34.492	09:55:55.178
3 -	1:02.785	32.445	1:35.230		74.81	6.883	09:57:30.408
4 -	59.343	31.747	1:31.090		78.21	2.743	09:59:01.498
5 -	58.327	31.528	1:29.855		79.29	1.508	10:00:31.353
6 -	57.575	31.504	1:29.079	**(2)**	79.98	0.732	10:02:00.432
7 -	***57.170***	***31.177***	***1:28.347***	***(1)***	***80.64***		***10:03:28.779***
8 -	57.760	31.382	1:29.142	**(3)**	79.92	0.795	10:04:57.921

P22 77 JC Adam COLLINS — Yamaha TZR 250 - 2 Cows Racing

IDEAL LAP TIME : 1:30.050 BEST LAP TIME : 1:30.050 DIFFERENCE : 0.000

LAP	SECTOR 1	SECTOR 2	LAP TIME		MPH	DIFF	TIME OF DAY
1 -	1:02.343	32.472	1:34.815		75.14	4.765	09:36:33.157
2 -	1:08.881	18:20.209	19:29.090		6.09	17:59.040	09:56:02.247
3 -	1:07.320	34.501	1:41.821		69.97	11.771	09:57:44.068
4 -	59.670	33.064	1:32.734		76.82	2.684	09:59:16.802
5 -	58.798	32.027	1:30.825	**(3)**	78.44	0.775	10:00:47.627
6 -	***58.166***	***31.884***	***1:30.050***	***(1)***	***79.11***		***10:02:17.677***
7 -	58.589	32.235	1:30.824	**(2)**	78.44	0.774	10:03:48.501

P23 297 C Peter NICHOLLS — Yamaha TZR 250 -

IDEAL LAP TIME : 1:29.077 BEST LAP TIME : 1:30.182 DIFFERENCE : 1.105

LAP	SECTOR 1	SECTOR 2	LAP TIME		MPH	DIFF	TIME OF DAY
1 -	1:04.106	33.221	1:37.327		73.20	7.145	09:36:36.258
2 -	1:07.866	18:17.772	19:25.638		6.11	17:55.456	09:56:01.896
3 -	1:08.670	34.136	1:42.806		69.30	12.624	09:57:44.702
4 -	59.789	***31.709***	1:31.498		77.86	1.316	09:59:16.200
5 -	57.732	32.450	***1:30.182***	***(1)***	***79.00***		***10:00:46.382***
6 -	***57.368***	33.137	1:30.505	**(2)**	78.72	0.323	10:02:16.887
7 -	58.399	32.903	1:31.302	**(3)**	78.03	1.120	10:03:48.189

P24 46 C Kevin MARSHALL — Yamaha TZR 250 - Stacey Processing

IDEAL LAP TIME : 1:30.661 BEST LAP TIME : 1:30.661 DIFFERENCE : 0.000

LAP	SECTOR 1	SECTOR 2	LAP TIME		MPH	DIFF	TIME OF DAY
1 -	***58.242***	***32.419***	***1:30.661***	***(1)***	***78.58***		***09:36:21.719***

P25 62 JC David PATERSON — Yamaha TZR 250 - The love of a good woman

IDEAL LAP TIME : 1:30.637 BEST LAP TIME : 1:30.683 DIFFERENCE : 0.046

LAP	SECTOR 1	SECTOR 2	LAP TIME		MPH	DIFF	TIME OF DAY
1 -	1:02.025	32.837	1:34.862		75.10	4.179	09:36:31.026
2 -	1:09.849	18:20.578	19:30.427		6.08	17:59.744	09:56:01.453
3 -	1:10.224	33.438	1:43.662		68.72	12.979	09:57:45.115
4 -	1:01.494	32.145	1:33.639		76.08	2.956	09:59:18.754
5 -	59.120	31.563	***1:30.683***	***(1)***	***78.56***		***10:00:49.437***
6 -	1:00.604	***31.558***	1:32.162	**(3)**	77.30	1.479	10:02:21.599
7 -	***59.079***	31.845	1:30.924	**(2)**	78.35	0.241	10:03:52.523

P26 34 C Paul NIELD — Yamaha TZR 250 - Ridesure

IDEAL LAP TIME : 1:30.408 BEST LAP TIME : 1:30.793 DIFFERENCE : 0.385

LAP	SECTOR 1	SECTOR 2	LAP TIME		MPH	DIFF	TIME OF DAY
1 -	1:03.343	33.668	1:37.011	**(3)**	73.44	6.218	09:36:39.780
2 -	1:07.747	18:13.568	19:21.315		6.13	17:50.522	09:56:01.095
3 -	1:09.685	34.836	1:44.521		68.16	13.728	09:57:45.616
4 -	1:00.354	***31.156***	1:31.510	**(2)**	77.85	0.717	09:59:17.126
5 -	***59.252***	31.541	***1:30.793***	***(1)***	***78.47***		***10:00:47.919***
6 -	1:00.821	IN PIT	1:36.553	**P**	73.78	5.760	10:02:24.472

BMCRC - MRO Championships - Rnd 6 @ Donington Park National

Yamaha Past Masters

QUALIFYING - SECTOR ANALYSIS

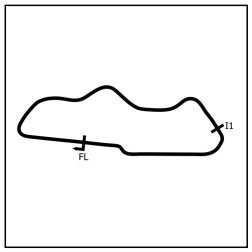

SECTOR 1 = FL to I1, SECTOR 2 = I1 to FL, DIFF = Difference To Personal Best Lap, P = Crossed Finish Line in Pit Lane, D = Time Disallowed

P27 **100** **C** **Nathan WISNIEWSKI** Yamaha TZR 250 - Mad Biker Designs

IDEAL LAP TIME : 1:32.121 BEST LAP TIME : 1:32.121 DIFFERENCE : 0.000

LAP	SECTOR 1	SECTOR 2	LAP TIME		MPH	DIFF	TIME OF DAY
1 -	1:04.376	32.860	1:37.236		73.27	5.115	09:36:37.929
2 -	1:11.391	18:13.554	19:24.945		6.11	17:52.824	09:56:02.874
3 -	1:09.811	34.016	1:43.827		68.62	11.706	09:57:46.701
4 -	1:01.712	32.633	1:34.345		75.51	2.224	09:59:21.046
5 -	***59.677***	***32.444***	***1:32.121***	***(1)***	***77.34***		***10:00:53.167***
6 -	59.944	32.855	1:32.799	**(2)**	76.77	0.678	10:02:25.966
7 -	1:00.128	32.709	1:32.837	**(3)**	76.74	0.716	10:03:58.803

P28 **3** **Becky McKENZIE** Yamaha TZR 251 -

IDEAL LAP TIME : 1:32.207 BEST LAP TIME : 1:32.321 DIFFERENCE : 0.114

LAP	SECTOR 1	SECTOR 2	LAP TIME		MPH	DIFF	TIME OF DAY
1 -	1:06.171	33.785	1:39.956		71.27	7.635	09:36:41.565
2 -	1:11.913	18:10.718	19:22.631		6.12	17:50.310	09:56:04.196
3 -	1:09.521	34.411	1:43.932		68.55	11.611	09:57:48.128
4 -	1:01.896	32.844	1:34.740		75.20	2.419	09:59:22.868
5 -	1:01.242	32.197	1:33.439	**(3)**	76.24	1.118	10:00:56.307
6 -	1:00.763	***32.056***	1:32.819	**(2)**	76.75	0.498	10:02:29.126
7 -	***1:00.151***	32.170	***1:32.321***	***(1)***	***77.17***		***10:04:01.447***

P29 **67** **C** **Mark BAILEY** Yamaha TZR 250 - Elite AC Ltd. madbikerdesigns

IDEAL LAP TIME : 1:32.331 BEST LAP TIME : 1:32.639 DIFFERENCE : 0.308

LAP	SECTOR 1	SECTOR 2	LAP TIME		MPH	DIFF	TIME OF DAY
1 -	1:01.963	33.730	1:35.693		74.45	3.054	09:36:39.460
2 -	1:12.308	18:07.725	19:20.033		6.14	17:47.394	09:55:59.493
3 -	1:08.025	36.032	1:44.057		68.46	11.418	09:57:43.550
4 -	1:02.164	34.474	1:36.638		73.72	3.999	09:59:20.188
5 -	59.875	32.977	1:32.852	**(2)**	76.73	0.213	10:00:53.040
6 -	***59.433***	33.565	1:32.998	**(3)**	76.61	0.359	10:02:26.038
7 -	59.741	***32.898***	***1:32.639***	***(1)***	***76.90***		***10:03:58.677***

P30 **228** **Clive EMERSON** Yamaha RD 350 YPVS -

IDEAL LAP TIME : 1:33.883 BEST LAP TIME : 1:33.938 DIFFERENCE : 0.055

LAP	SECTOR 1	SECTOR 2	LAP TIME		MPH	DIFF	TIME OF DAY
1 -	1:06.943	34.448	1:41.391		70.26	7.453	09:36:41.371
2 -	1:13.473	18:10.825	19:24.298		6.11	17:50.360	09:56:05.669
3 -	1:08.912	35.222	1:44.134		68.41	10.196	09:57:49.803
4 -	1:02.987	34.235	1:37.222		73.28	3.284	09:59:27.025
5 -	1:01.709	33.600	1:35.309	**(3)**	74.75	1.371	10:01:02.334
6 -	1:00.609	***33.527***	1:34.136	**(2)**	75.68	0.198	10:02:36.470
7 -	***1:00.356***	33.582	***1:33.938***	***(1)***	***75.84***		***10:04:10.408***

P31 **36** **JC** **Phil ZANUTTO** Yamaha TZR 250 - App racing/papyrus

IDEAL LAP TIME : 1:36.725 BEST LAP TIME : 1:36.725 DIFFERENCE : 0.000

LAP	SECTOR 1	SECTOR 2	LAP TIME		MPH	DIFF	TIME OF DAY
1 -	1:10.440	35.240	1:45.680		67.41	8.955	09:36:50.701
2 -	1:20.271	17:54.195	19:14.466		6.17	17:37.741	09:56:05.167
3 -	1:13.831	36.325	1:50.156		64.67	13.431	09:57:55.323
4 -	1:07.391	35.183	1:42.574	**(3)**	69.45	5.849	09:59:37.897
5 -	1:05.861	33.973	1:39.834	**(2)**	71.36	3.109	10:01:17.731
6 -	1:03.407	40.112	1:43.519		68.82	6.794	10:03:01.250
7 -	***1:02.862***	***33.863***	***1:36.725***	***(1)***	***73.65***		***10:04:37.975***

BMCRC - MRO Championships - Rnd 6 @ Donington Park National

Yamaha Past Masters

QUALIFYING - SECTOR ANALYSIS

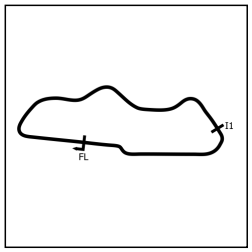

SECTOR 1 = FL to I1, SECTOR 2 = I1 to FL, DIFF = Difference To Personal Best Lap, P = Crossed Finish Line in Pit Lane, D = Time Disallowed

P32 69 C Mark ELLERAY Yamaha TZR 250 - Abbot Solutions Ltd

IDEAL LAP TIME : 1:36.854 BEST LAP TIME : 1:36.854 DIFFERENCE : 0.000

LAP	SECTOR 1	SECTOR 2	LAP TIME		MPH	DIFF	TIME OF DAY
1 -	***1:04.737***	***32.117***	***1:36.854***	**(1)**	***73.56***		***09:36:44.194***
2 -	1:12.185	IN PIT	19:31.082	**P**	6.08	17:54.228	09:56:15.276

P33 10 JC Hugh BRIGHTON Yamaha TZR 250 2MA -

IDEAL LAP TIME : 1:37.996 BEST LAP TIME : 1:37.996 DIFFERENCE : 0.000

LAP	SECTOR 1	SECTOR 2	LAP TIME		MPH	DIFF	TIME OF DAY
1 -	1:12.079	38.519	1:50.598		64.41	12.602	09:36:53.439
2 -	1:20.287	17:53.169	19:13.456		6.17	17:35.460	09:56:06.895
3 -	1:12.596	37.190	1:49.786		64.89	11.790	09:57:56.681
4 -	1:07.624	35.320	1:42.944		69.20	4.948	09:59:39.625
5 -	1:05.250	35.102	1:40.352	**(3)**	70.99	2.356	10:01:19.977
6 -	1:04.994	34.861	1:39.855	**(2)**	71.34	1.859	10:02:59.832
7 -	***1:03.425***	***34.571***	***1:37.996***	**(1)**	***72.70***		***10:04:37.828***

BMCRC - MRO Championships - Rnd 6 @ Donington Park National

Yamaha Past Masters

QUALIFYING - BEST SECTORS

	SECTOR 1		SECTOR 2	
POS	NO	TIME	NO	TIME
1	**51**	**50.088**	**51**	**27.719**
2	**52**	**51.140**	**1**	**28.043**
3	**1**	**51.386**	**27**	**28.317**
4	**166**	**52.170**	**52**	**28.421**
5	**27**	**52.441**	**166**	**28.558**
6	**26**	**52.604**	**26**	**28.576**
7	**61**	**52.864**	**5**	**29.064**
8	**45**	**52.995**	**61**	**29.084**
9	**911**	**53.002**	**110**	**29.193**
10	**5**	**53.191**	**45**	**29.305**
11	**31**	**53.266**	**31**	**29.311**
12	**99**	**53.872**	**64**	**29.489**
13	**64**	**54.276**	**911**	**29.610**
14	**73**	**55.628**	**99**	**29.632**
15	**162**	**55.982**	**50**	**30.204**
16	**333**	**56.119**	**333**	**30.650**
17	**50**	**56.285**	**199**	**30.671**
18	**199**	**56.412**	**162**	**30.835**
19	**55**	**56.487**	**55**	**30.858**
20	**110**	**56.556**	**73**	**31.068**
21	**42**	**57.170**	**34**	**31.156**
22	**297**	**57.368**	**42**	**31.177**
23	**77**	**58.166**	**62**	**31.558**
24	**46**	**58.242**	**297**	**31.709**
25	**62**	**59.079**	**77**	**31.884**
26	**34**	**59.252**	**3**	**32.056**
27	**67**	**59.433**	**69**	**32.117**
28	**100**	**59.677**	**46**	**32.419**
29	**3**	**1:00.151**	**100**	**32.444**
30	**228**	**1:00.356**	**67**	**32.898**
31	**36**	**1:02.862**	**228**	**33.527**
32	**10**	**1:03.425**	**36**	**33.863**
33	**69**	**1:04.737**	**10**	**34.571**

IDEAL / BEST COMPARISON

POS	NO	NAME	IDEAL	BEST	DIFF
		PERFECT LAP	**1:17.807**		
1	**51**	WHOLEY	1:17.807	1:18.153	**0.346**
2	**1**	COOPER	1:19.429	1:19.429	**0.000**
3	**52**	SMITH	1:19.561	1:19.580	**0.019**
4	**166**	RIDLEY	1:20.728	1:20.926	**0.198**
5	**27**	HAYWARD	1:20.758	1:20.758	**0.000**
6	**26**	LEE	1:21.180	1:21.299	**0.119**
7	**61**	WELCH	1:21.948	1:22.318	**0.370**
8	**5**	MOODY	1:22.255	1:22.558	**0.303**
9	**45**	WHITTAKER	1:22.300	1:22.611	**0.311**
10	**31**	MARSHALL	1:22.577	1:22.684	**0.107**
11	**911**	SHERIFF	1:22.612	1:22.949	**0.337**
12	**99**	HOGAN	1:23.504	1:23.504	**0.000**
13	**64**	DAVIS	1:23.765	1:23.959	**0.194**
14	**110**	HAIGH	1:25.749	1:25.749	**0.000**
15	**50**	WHITLOCK	1:26.489	1:26.771	**0.282**
16	**73**	TURNER	1:26.696	1:26.696	**0.000**
17	**333**	STUBBERFIELD	1:26.769	1:26.769	**0.000**
18	**162**	COOPER	1:26.817	1:26.984	**0.167**
19	**199**	FROST	1:27.083	1:27.730	**0.647**
20	**55**	SHORTER	1:27.345	1:27.345	**0.000**
21	**42**	PEARSON	1:28.347	1:28.347	**0.000**
22	**297**	NICHOLLS	1:29.077	1:30.182	**1.105**
23	**77**	COLLINS	1:30.050	1:30.050	**0.000**
24	**34**	NIELD	1:30.408	1:30.793	**0.385**
25	**62**	PATERSON	1:30.637	1:30.683	**0.046**
26	**46**	MARSHALL	1:30.661	1:30.661	**0.000**
27	**100**	WISNIEWSKI	1:32.121	1:32.121	**0.000**
28	**3**	McKENZIE	1:32.207	1:32.321	**0.114**
29	**67**	BAILEY	1:32.331	1:32.639	**0.308**
30	**228**	EMERSON	1:33.883	1:33.938	**0.055**
31	**36**	ZANUTTO	1:36.725	1:36.725	**0.000**
32	**69**	ELLERAY	1:36.854	1:36.854	**0.000**
33	**10**	BRIGHTON	1:37.996	1:37.996	**0.000**

Weather / Track : Bright / Dry

Donington Park National: 1.9790 miles
Date: 25/07/2026 Start: 09:34 Finish: 10:03

Results can be found at www.tsl-timing.com

Printed - 10:05 Saturday, 25 July 2026

BMCRC - MRO Championships - Rnd 6 @ Donington Park National

Yamaha Past Masters

QUALIFYING - STATISTICS

Competitors Started	33
Planned Start	2026-07-25 @ 09:36:00.000
Actual Start	2026-07-25 @ 09:34:23.766
Finish Time	2026-07-25 @ 10:03:32.792
Track Length	1.9790mi.
Total Laps	234
Total Distance Covered	463.1017mi.

Session Fastest Lap History

NO	CL	NAME	LAP TIME	TIME OF DAY	LAP	VEHICLE
31	C	**Abigail MARSHALL**	**1:23.711**	09:36:13.658	1	Yamaha TZR 250
52		**Haydon SMITH**	**1:23.396**	09:36:13.692	1	Yamaha TZR 250
52		**Haydon SMITH**	**1:23.215**	09:58:42.221	4	Yamaha TZR 250
31	C	**Abigail MARSHALL**	**1:22.684**	09:58:44.736	4	Yamaha TZR 250
52		**Haydon SMITH**	**1:21.355**	10:00:03.576	5	Yamaha TZR 250
51		**Kevin WHOLEY**	**1:19.227**	10:00:13.719	5	Yamaha TZR 250
51		**Kevin WHOLEY**	**1:18.153**	10:01:31.872	6	Yamaha TZR 250

Flag History

TYPE	TIME OF DAY
GREEN	09:34:23.766
RED	09:36:55.232
GREEN	09:55:32.249
FINISH	10:03:32.792

Flag Statistics

TYPE	COUNT	TOTAL LAPS	TOTAL TIME
Green	2	8	12:11.907
Red	1	0	18:37.016
Safety Car	0	0	0.000
FCY	0	0	0.000

BMCRC - MRO Championships - Rnd 6 @ Donington Park National

Yamaha Past Masters

QUALIFYING - STATISTICS

CLASS : 14 Starters

Fastest Lap History

NO	NAME	LAP TIME	TIME OF DAY	LAP	VEHICLE
52	**Haydon SMITH**	**1:23.396**	09:36:13.692	1	Yamaha TZR 250
52	**Haydon SMITH**	**1:23.215**	09:58:42.221	4	Yamaha TZR 250
52	**Haydon SMITH**	**1:21.355**	10:00:03.576	5	Yamaha TZR 250
51	**Kevin WHOLEY**	**1:19.227**	10:00:13.719	5	Yamaha TZR 250
51	**Kevin WHOLEY**	**1:18.153**	10:01:31.872	6	Yamaha TZR 250

BMCRC - MRO Championships - Rnd 6 @ Donington Park National

Yamaha Past Masters

QUALIFYING - STATISTICS

CLASS : C

14 Starters

Fastest Lap History

NO	NAME	LAP TIME	TIME OF DAY	LAP	VEHICLE
31	**Abigail MARSHALL**	**1:23.711**	09:36:13.658	1	Yamaha TZR 250
31	**Abigail MARSHALL**	**1:22.684**	09:58:44.736	4	Yamaha TZR 250
45	**Robert WHITTAKER**	**1:22.611**	10:01:40.111	6	Yamaha TZR 250

BMCRC - MRO Championships - Rnd 6 @ Donington Park National

Yamaha Past Masters

QUALIFYING - STATISTICS

CLASS : JC

5 Starters

Fastest Lap History

NO	NAME	LAP TIME	TIME OF DAY	LAP	VEHICLE
50	**Chris WHITLOCK**	**1:28.652**	09:36:20.663	1	Yamaha TZR 250
50	**Chris WHITLOCK**	**1:28.540**	09:58:56.201	4	Yamaha TZR 250
50	**Chris WHITLOCK**	**1:26.771**	10:00:22.972	5	Yamaha TZR 250

BMCRC - MRO Championships - Rnd 6 @ Donington Park National

Yamaha Past Masters

RACE 3 - GRID (7 Laps)

ROW 11	33 **10** Hugh BRIGHTON 1:37.996	32 **69** Mark ELLERAY 1:36.854	31 **36** Phil ZANUTTO 1:36.725
ROW 10	30 **228** Clive EMERSON 1:33.938	29 **67** Mark BAILEY 1:32.639	28 **3** Becky McKENZIE 1:32.321
ROW 9	27 **100** Nathan WISNIEWSKI 1:32.121	26 **34** Paul NIELD 1:30.793	25 **62** David PATERSON 1:30.683
ROW 8	24 **46** Kevin MARSHALL 1:30.661	23 **297** Peter NICHOLLS 1:30.182	22 **77** Adam COLLINS 1:30.050
ROW 7	21 **42** Martin PEARSON 1:28.347	20 **199** Michael FROST 1:27.730	19 **55** Nick SHORTER 1:27.345
ROW 6	18 **162** Darren COOPER 1:26.984	17 **50** Chris WHITLOCK 1:26.771	16 **333** Mark STUBBERFIELD 1:26.769
ROW 5	15 **73** Colvin TURNER 1:26.696	14 **110** Mark HAIGH 1:25.749	13 **64** Iain DAVIS 1:23.959
ROW 4	12 **99** Calvin HOGAN 1:23.504	11 **911** Adam SHERIFF 1:22.949	10 **31** Abigail MARSHALL 1:22.684
ROW 3	9 **45** Robert WHITTAKER 1:22.611	8 **5** Steve MOODY 1:22.558	7 **61** Paul WELCH 1:22.318
ROW 2	6 **26** Damian LEE 1:21.299	5 **166** Tom RIDLEY 1:20.926	4 **27** Richard HAYWARD 1:20.758
ROW 1	3 **52** Haydon SMITH 1:19.580	2 **1** Alan COOPER 1:19.429	1 **51** Kevin WHOLEY 1:18.153

Pole

These results are provisional until the conclusion of any judicial and technical matters.

Donington Park National: 1.9790 miles

Clerk Of Course: Caroline Patterson / Andy Brown	Timekeeper: Richard Evans	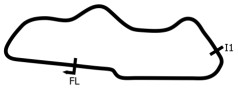

Results can be found at www.tsl-timing.com

Printed - 10:06 Saturday, 25 July 2026



BMCRC - MRO Championships - Rnd 6 @ Donington Park National

Yamaha Past Masters

RACE 3 - CLASSIFICATION

Race Distance: 7 Laps / 13.85 miles

POS	NO	CL	PIC	NAME	ENTRY	LAPS	TIME	GAP	DIFF	MPH	BEST	ON	GRD	↑↓
1	51		1	Kevin WHOLEY	Yamaha TZR 250 - Twistgrip Motorcycles	7	9:12.567			90.00	1:18.046	3	1	0
2	1		2	Alan COOPER	Yamaha TZR 250 - Twistgrip Motorcycles	7	9:26.911	14.344	14.344	87.73	1:20.091	7	2	0
3	110		3	Mark HAIGH	Yamaha TZR 250 - Chesterfield CarClinic/2T	7	9:27.394	14.827	0.483	87.65	1:19.843	4	14	11
4	166		4	Tom RIDLEY	Yamaha TZR 250 - Chamery Hall Roundhouses	7	9:27.802	15.235	0.408	87.59	1:19.892	3	5	1
5	27		5	Richard HAYWARD	Yamaha TZR 250 - BC vehicle repairs/ Merlin Pipes	7	9:27.932	15.365	0.130	87.57	1:19.904	4	4	-1
6	5		6	Steve MOODY	Yamaha TZR 250 -	7	9:34.904	22.337	6.972	86.51	1:20.335	2	8	2
7	61		7	Paul WELCH	Yamaha TZR 250 -	7	9:36.315	23.748	1.411	86.29	1:20.990	2	7	0
8	26		8	Damian LEE	Yamaha TZR 250 - Leed Autos	7	9:36.754	24.187	0.439	86.23	1:20.858	3	6	-2
9	31	C	1	Abigail MARSHALL	Yamaha TZR 250 - Len Whalin Racing and Macrae Racing	7	9:37.759	25.192	1.005	86.08	1:21.263	3	10	1
10	45	C	2	Robert WHITTAKER	Yamaha TZR 250 -	7	9:44.769	32.202	7.010	85.05	1:21.953	5	9	-1
11	911		9	Adam SHERIFF	Yamaha TZR 250 - KBS motorsport	7	9:46.045	33.478	1.276	84.86	1:22.497	2	11	0
12	64	C	3	Iain DAVIS	Yamaha TZR 250 -	7	9:54.831	42.264	8.786	83.61	1:23.850	4	13	1
13	99		10	Calvin HOGAN	Yamaha TZR 250 - F.G Racing by Taymar M/c's	7	10:04.528	51.961	9.697	82.27	1:24.561	2	12	-1
14	333	C	4	Mark STUBBERFIELD	Yamaha TZR 250 - Polished concrete London	7	10:23.890	1:11.323	19.362	79.71	1:27.329	7	16	2
15	162		11	Darren COOPER	Yamaha TZR 250 - Twistgrip Motorcycles	7	10:25.001	1:12.434	1.111	79.57	1:27.898	2	18	3
16	42	C	5	Martin PEARSON	Yamaha TZR 250 - Viking Consultants	7	10:25.018	1:12.451	0.017	79.57	1:27.790	4	21	5
17	73	C	6	Colvin TURNER	Yamaha TZR 250 -	7	10:25.704	1:13.137	0.686	79.48	1:27.225	2	15	-2
18	50	JC	1	Chris WHITLOCK	Yamaha TZR 250 - TVC technology solutions	7	10:26.016	1:13.449	0.312	79.44	1:27.914	7	17	-1
19	55	C	7	Nick SHORTER	Yamaha TZR 250 1KT - Humanicks Consulting Ltd	7	10:26.605	1:14.038	0.589	79.37	1:26.457	7	19	0
20	62	JC	2	David PATERSON	Yamaha TZR 250 - The love of a good woman	7	10:26.855	1:14.288	0.250	79.34	1:28.002	7	25	5
21	34	C	8	Paul NIELD	Yamaha TZR 250 - Ridesure	7	10:27.104	1:14.537	0.249	79.31	1:24.947	2	26	5
22	199	C	9	Michael FROST	Yamaha TZR 250 -	7	10:28.578	1:16.011	1.474	79.12	1:27.642	5	20	-2
23	77	JC	3	Adam COLLINS	Yamaha TZR 250 - 2 Cows Racing	7	10:30.583	1:18.016	2.005	78.87	1:27.795	7	22	-1
24	297	C	10	Peter NICHOLLS	Yamaha TZR 250 -	7	10:39.620	1:27.053	9.037	77.75	1:29.252	7	23	-1
25	100	C	11	Nathan WISNIEWSKI	Yamaha TZR 250 - Mad Biker Designs	7	10:41.520	1:28.953	1.900	77.52	1:29.627	7	27	2
26	67	C	12	Mark BAILEY	Yamaha TZR 250 - Elite AC Ltd. madbikerdesigns	7	10:42.846	1:30.279	1.326	77.36	1:30.046	3	29	3
27	3	JC	4	Becky McKENZIE	Yamaha TZR 251 -	6	9:15.706	1 Lap	1 Lap	76.67	1:30.619	5	28	1
28	228		12	Clive EMERSON	Yamaha RD 350 YPVS -	6	9:21.983	1 Lap	6.277	75.82	1:31.514	5	30	2
29	36	JC	5	Phil ZANUTTO	Yamaha TZR 250 - App racing/papyrus	6	9:46.230	1 Lap	24.247	72.68	1:35.092	5	31	2
30	10	JC	6	Hugh BRIGHTON	Yamaha TZR 250 2MA -	6	10:01.750	1 Lap	15.520	70.81	1:37.429	6	33	3
					NOT CLASSIFIED									
DNF	69	C		Mark ELLERAY	Yamaha TZR 250 - Abbot Solutions Ltd	6	9:21.178	1 Lap		75.93	1:30.379	2	32	
					NOT STARTED									
NS	52			Haydon SMITH	Yamaha TZR 250 - HI-Precision Engineering Ltd								3	
NS	46	C		Kevin MARSHALL	Yamaha TZR 250 - Stacey Processing								24	

FASTEST LAP

51		Kevin WHOLEY	Yamaha TZR 250 - Twistgrip Motorcycles	3	1:18.046	91.28 mph	146.91 kph
31	C	Abigail MARSHALL	Yamaha TZR 250 - Len Whalin Racing and Macrae Racing	3	1:21.263	87.67 mph	141.09 kph
77	JC	Adam COLLINS	Yamaha TZR 250 - 2 Cows Racing	7	1:27.795	81.15 mph	130.59 kph

Class - 92.5% of Race Speed = 83.25 mph
Class C - 92.5% of Race Speed = 79.62 mph
Class JC - 92.5% of Race Speed = 73.48 mph

Weather / Track : Bright / Dry
These results are provisional until the conclusion of any judicial and technical matters.

Date: 25/07/2026 Start: 12:35 Finish: 12:45
Donington Park National: 1.9790 miles

Clerk Of Course: Caroline Patterson / Andy Brown	Timekeeper: Richard Evans	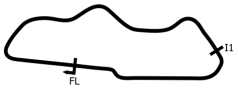

Results can be found at www.tsl-timing.com

Printed - 12:49 Saturday, 25 July 2026

BMCRC - MRO Championships - Rnd 6 @ Donington Park National

Yamaha Past Masters

RACE 3 - LAP CHART

LAP 1 @ 12:37:09.526

NO	BEHIND	LAP TIME
51		1:21.986
1	2.265	1:24.251
27	2.662	1:24.648
110	2.853	1:24.839
61	3.163	1:25.149
166	3.308	1:25.294
911	4.098	1:26.084
5	4.352	1:26.338
26	4.655	1:26.641
31	5.216	1:27.202
34	5.996	1:27.982
99	6.491	1:28.477
64	7.477	1:29.463
45	7.972	1:29.958
333	11.340	1:33.326
50	11.632	1:33.618
73	11.853	1:33.839
42	12.588	1:34.574
55	13.203	1:35.189
162	13.620	1:35.606
62	13.859	1:35.845
67	15.516	1:37.502
199	15.735	1:37.721
77	15.747	1:37.733
100	16.357	1:38.343
3	17.351	1:39.337
69	17.766	1:39.752
297	18.220	1:40.206
228	18.931	1:40.917
36	21.804	1:43.790
10	24.937	1:46.923

LAP 2 @ 12:38:28.588

NO	BEHIND	LAP TIME
51		1:19.062
1	3.564	1:20.361
110	4.124	1:20.333
27	4.458	1:20.858
61	5.091	1:20.990
166	5.321	1:21.075
5	5.625	1:20.335
26	6.586	1:20.993
911	7.533	1:22.497
31	7.736	1:21.582
45	11.717	1:22.807
34	11.881	1:24.947
99	11.990	1:24.561
64	13.260	1:24.845
73	20.016	1:27.225
50	21.329	1:28.759
333	21.736	1:29.458
42	22.178	1:28.652
162	22.456	1:27.898
55	23.016	1:28.875
62	23.181	1:28.384
199	27.342	1:30.669
67	28.242	1:31.788
77	28.663	1:31.978
100	28.677	1:31.382
69	29.083	1:30.379
297	29.596	1:30.438
3	30.509	1:32.220
228	32.426	1:32.557
36	39.287	1:36.545
10	45.973	1:40.098

LAP 3 @ 12:39:46.634

NO	BEHIND	LAP TIME
51		1:18.046
1	5.935	1:20.417
110	6.809	1:20.731
27	6.935	1:20.523
166	7.167	1:19.892
61	8.500	1:21.455
5	8.686	1:21.107
26	9.398	1:20.858
31	10.953	1:21.263
911	12.652	1:23.165
45	16.251	1:22.580
99	18.947	1:25.003
64	19.165	1:23.951
34	21.226	1:27.391
73	30.404	1:28.434
42	32.399	1:28.267
50	32.500	1:29.217
333	32.687	1:28.997
162	32.949	1:28.539
62	33.285	1:28.150
55	35.493	1:30.523
199	37.956	1:28.660
77	38.528	1:27.911
67	40.242	1:30.046
100	40.643	1:30.012
297	41.660	1:30.110
69	41.991	1:30.954
3	43.169	1:30.706
228	46.707	1:32.327
36	58.466	1:37.225
10	1:07.392	1:39.465

LAP 4 @ 12:41:05.109

NO	BEHIND	LAP TIME
51		1:18.475
1	7.918	1:20.458
110	8.177	1:19.843
27	8.364	1:19.904
166	8.750	1:20.058
5	11.346	1:21.135
61	12.146	1:22.121
26	12.555	1:21.632
31	14.060	1:21.582
911	17.905	1:23.728
45	19.993	1:22.217
64	24.540	1:23.850
99	26.167	1:25.695
34	36.963	1:34.212
73	40.899	1:28.970
42	41.714	1:27.790
333	42.146	1:27.934
50	42.519	1:28.494
162	42.856	1:28.382
62	43.199	1:28.389
55	44.790	1:27.772
199	47.337	1:27.856
77	48.368	1:28.315
67	52.427	1:30.660
297	52.938	1:29.753
100	53.235	1:31.067
69	54.898	1:31.382
3	56.247	1:31.553
228	1:00.671	1:32.439
36	1:16.948	1:36.957

LAP 5 @ 12:42:23.379

NO	BEHIND	LAP TIME
51		1:18.270
10	1 Lap	1:39.375
110	10.558	1:20.651
1	10.675	1:21.027
27	10.971	1:20.877
166	11.078	1:20.598
5	14.331	1:21.255
26	15.718	1:21.433
61	15.883	1:22.007
31	17.189	1:21.399
45	23.676	1:21.953
911	24.065	1:24.430
64	30.513	1:24.243
99	35.352	1:27.455
42	52.286	1:28.842
333	52.422	1:28.546
73	52.675	1:30.046
34	52.993	1:34.300
162	53.146	1:28.560
50	53.471	1:29.222
62	54.026	1:29.097
55	54.565	1:28.045
199	56.709	1:27.642
77	58.681	1:28.583
297	1:04.525	1:29.857
67	1:04.952	1:30.795
100	1:05.377	1:30.412
69	1:07.469	1:30.841
3	1:08.596	1:30.619
228	1:13.915	1:31.514

LAP 6 @ 12:43:41.645

NO	BEHIND	LAP TIME
51		1:18.266
110	12.702	1:20.410
1	12.715	1:20.306
27	12.877	1:20.172
166	13.088	1:20.276
36	1 Lap	1:35.092
5	19.084	1:23.019
61	19.614	1:21.997
26	19.924	1:22.472
31	20.701	1:21.778
45	27.873	1:22.463
911	29.111	1:23.312
10	1 Lap	1:38.460
64	36.237	1:23.990
99	43.455	1:26.369
42	1:02.201	1:28.181
333	1:02.456	1:28.300
73	1:02.776	1:28.367
162	1:02.982	1:28.102
50	1:03.997	1:28.792
62	1:04.748	1:28.988
34	1:05.971	1:31.244
55	1:06.043	1:29.744
199	1:06.496	1:28.053
77	1:08.683	1:28.268
297	1:16.263	1:30.004
100	1:17.788	1:30.677
67	1:17.841	1:31.155

LAP 7 @ 12:45:00.107

NO	BEHIND	LAP TIME
51		1:18.462
3	1 Lap	1:31.271
69	1 Lap	1:37.870 **P**
228	1 Lap	1:32.229
1	14.344	1:20.091
110	14.827	1:20.587
166	15.235	1:20.609
27	15.365	1:20.950
5	22.337	1:21.715
61	23.748	1:22.596
26	24.187	1:22.725
31	25.192	1:22.953
45	32.202	1:22.791
911	33.478	1:22.829
36	1 Lap	1:36.621
64	42.264	1:24.489
10	1 Lap	1:37.429
99	51.961	1:26.968
333	1:11.323	1:27.329
162	1:12.434	1:27.914
42	1:12.451	1:28.712
73	1:13.137	1:28.823
50	1:13.449	1:27.914
55	1:14.038	1:26.457
62	1:14.288	1:28.002
34	1:14.537	1:27.028
199	1:16.011	1:27.977
77	1:18.016	1:27.795
297	1:27.053	1:29.252
100	1:28.953	1:29.627
67	1:30.279	1:30.900

Weather / Track : Bright / Dry

Donington Park National: 1.9790 miles
Date: 25/07/2026 Start: 12:35 Finish: 12:45

Results can be found at www.tsl-timing.com

Printed - 12:50 Saturday, 25 July 2026

BMCRC - MRO Championships - Rnd 6 @ Donington Park National

Yamaha Past Masters

RACE 3 - POSITION CHART

No	Name	Lap Pos	1	2	3	4	5	6	7
51	WHOLEY	1	51	51	51	51	51	51	51
1	COOPER	2	1	1	1	1	110	110	1
52	SMITH	3	27	110	110	110	1	1	110
27	HAYWARD	4	110	27	27	27	27	27	166
166	RIDLEY	5	61	61	166	166	166	166	27
26	LEE	6	166	166	61	5	5	5	5
61	WELCH	7	911	5	5	61	26	61	61
5	MOODY	8	5	26	26	26	61	26	26
45	WHITTAKER	9	26	911	31	31	31	31	31
31	MARSHALL	10	31	31	911	911	45	45	45
911	SHERIFF	11	34	45	45	45	911	911	911
99	HOGAN	12	99	34	99	64	64	64	64
64	DAVIS	13	64	99	64	99	99	99	99
110	HAIGH	14	45	64	34	34	42	42	333
73	TURNER	15	333	73	73	73	333	333	162
333	STUBBERFIELD	16	50	50	42	42	73	73	42
50	WHITLOCK	17	73	333	50	333	34	162	73
162	COOPER	18	42	42	333	50	162	50	50
55	SHORTER	19	55	162	162	162	50	62	55
199	FROST	20	162	55	62	62	62	34	62
42	PEARSON	21	62	62	55	55	55	55	34
77	COLLINS	22	67	199	199	199	199	199	199
297	NICHOLLS	23	199	67	77	77	77	77	77
46	MARSHALL	24	77	77	67	67	297	297	297
62	PATERSON	25	100	100	100	297	67	100	100
34	NIELD	26	3	69	297	100	100	67	67
100	WISNIEWSKI	27	69	297	69	69	69	3	
3	McKENZIE	28	297	3	3	3	3	*69*	
67	BAILEY	29	228	228	228	228	228	228	
228	EMERSON	30	36	36	36	36	36	36	
36	ZANUTTO	31	10	10	10	10	10	10	
69	ELLERAY	32							
10	BRIGHTON	33							

Weather / Track : Bright / Dry

Donington Park National: 1.9790 miles
Date: 25/07/2026 Start: 12:35 Finish: 12:45

Results can be found at www.tsl-timing.com

Printed - 12:50 Saturday, 25 July 2026

BMCRC - MRO Championships - Rnd 6 @ Donington Park National

Yamaha Past Masters

RACE 3 - SECTOR ANALYSIS

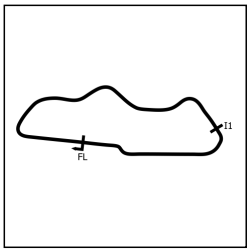

SECTOR 1 = FL to I1, SECTOR 2 = I1 to FL, DIFF = Difference To Personal Best Lap, P = Crossed Finish Line in Pit Lane, D = Time Disallowed

P1 51 Kevin WHOLEY — Yamaha TZR 250 - Twistgrip Motorcycles

IDEAL LAP TIME : 1:17.963 BEST LAP TIME : 1:18.046 DIFFERENCE : 0.083

LAP	SECTOR 1	SECTOR 2	LAP TIME		MPH	DIFF	TIME OF DAY
1 -		28.247	1:21.986		86.89	3.940	12:37:09.526
2 -	51.039	28.023	1:19.062		90.11	1.016	12:38:28.588
3 -	***50.021***	28.025	***1:18.046***	***(1)***	***91.28***		***12:39:46.634***
4 -	50.330	28.145	1:18.475		90.78	0.429	12:41:05.109
5 -	50.229	28.041	1:18.270	**(3)**	91.02	0.224	12:42:23.379
6 -	50.324	***27.942***	1:18.266	**(2)**	91.03	0.220	12:43:41.645
7 -	50.279	28.183	1:18.462		90.80	0.416	12:45:00.107

P2 1 Alan COOPER — Yamaha TZR 250 - Twistgrip Motorcycles

IDEAL LAP TIME : 1:19.843 BEST LAP TIME : 1:20.091 DIFFERENCE : 0.248

LAP	SECTOR 1	SECTOR 2	LAP TIME		MPH	DIFF	TIME OF DAY
1 -		28.842	1:24.251		84.56	4.160	12:37:11.791
2 -	51.831	28.530	1:20.361	**(3)**	88.65	0.270	12:38:32.152
3 -	51.981	28.436	1:20.417		88.59	0.326	12:39:52.569
4 -	51.939	28.519	1:20.458		88.55	0.367	12:41:13.027
5 -	52.747	***28.280***	1:21.027		87.92	0.936	12:42:34.054
6 -	51.949	28.357	1:20.306	**(2)**	88.71	0.215	12:43:54.360
7 -	***51.563***	28.528	***1:20.091***	***(1)***	***88.95***		***12:45:14.451***

P3 110 Mark HAIGH — Yamaha TZR 250 - Chesterfield CarClinic/2T

IDEAL LAP TIME : 1:19.707 BEST LAP TIME : 1:19.843 DIFFERENCE : 0.136

LAP	SECTOR 1	SECTOR 2	LAP TIME		MPH	DIFF	TIME OF DAY
1 -		28.671	1:24.839		83.97	4.996	12:37:12.379
2 -	51.699	28.634	1:20.333	**(2)**	88.68	0.490	12:38:32.712
3 -	51.945	28.786	1:20.731		88.25	0.888	12:39:53.443
4 -	***51.415***	28.428	***1:19.843***	***(1)***	***89.23***		***12:41:13.286***
5 -	52.130	28.521	1:20.651		88.33	0.808	12:42:33.937
6 -	51.908	28.502	1:20.410	**(3)**	88.60	0.567	12:43:54.347
7 -	52.295	***28.292***	1:20.587		88.40	0.744	12:45:14.934

P4 166 Tom RIDLEY — Yamaha TZR 250 - Chamery Hall Roundhouses

IDEAL LAP TIME : 1:19.806 BEST LAP TIME : 1:19.892 DIFFERENCE : 0.086

LAP	SECTOR 1	SECTOR 2	LAP TIME		MPH	DIFF	TIME OF DAY
1 -		28.778	1:25.294		83.52	5.402	12:37:12.834
2 -	52.082	28.993	1:21.075		87.87	1.183	12:38:33.909
3 -	51.503	28.389	***1:19.892***	***(1)***	***89.17***		***12:39:53.801***
4 -	***51.486***	28.572	1:20.058	**(2)**	88.99	0.166	12:41:13.859
5 -	52.278	***28.320***	1:20.598		88.39	0.706	12:42:34.457
6 -	51.886	28.390	1:20.276	**(3)**	88.75	0.384	12:43:54.733
7 -	52.125	28.484	1:20.609		88.38	0.717	12:45:15.342

P5 27 Richard HAYWARD — Yamaha TZR 250 - BC vehicle repairs/ Merlin Pipes

IDEAL LAP TIME : 1:19.789 BEST LAP TIME : 1:19.904 DIFFERENCE : 0.115

LAP	SECTOR 1	SECTOR 2	LAP TIME		MPH	DIFF	TIME OF DAY
1 -		28.912	1:24.648		84.16	4.744	12:37:12.188
2 -	52.201	28.657	1:20.858		88.11	0.954	12:38:33.046
3 -	51.889	28.634	1:20.523	**(3)**	88.47	0.619	12:39:53.569
4 -	***51.467***	28.437	***1:19.904***	***(1)***	***89.16***		***12:41:13.473***
5 -	52.150	28.727	1:20.877		88.09	0.973	12:42:34.350
6 -	51.850	***28.322***	1:20.172	**(2)**	88.86	0.268	12:43:54.522
7 -	52.101	28.849	1:20.950		88.01	1.046	12:45:15.472

BMCRC - MRO Championships - Rnd 6 @ Donington Park National

Yamaha Past Masters

RACE 3 - SECTOR ANALYSIS

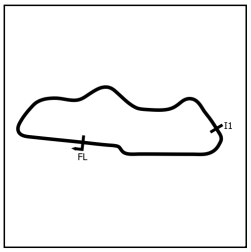

SECTOR 1 = FL to I1, SECTOR 2 = I1 to FL, DIFF = Difference To Personal Best Lap, P = Crossed Finish Line in Pit Lane, D = Time Disallowed

P6 5 Steve MOODY — Yamaha TZR 250 -

IDEAL LAP TIME : 1:20.335 BEST LAP TIME : 1:20.335 DIFFERENCE : 0.000

LAP	SECTOR 1	SECTOR 2	LAP TIME		MPH	DIFF	TIME OF DAY
1 -		29.004	1:26.338		82.51	6.003	12:37:13.878
2 -	***51.761***	***28.574***	***1:20.335***	***(1)***	***88.68***		***12:38:34.213***
3 -	51.820	29.287	1:21.107	**(2)**	87.84	0.772	12:39:55.320
4 -	52.314	28.821	1:21.135	**(3)**	87.81	0.800	12:41:16.455
5 -	52.226	29.029	1:21.255		87.68	0.920	12:42:37.710
6 -	54.122	28.897	1:23.019		85.81	2.684	12:44:00.729
7 -	52.466	29.249	1:21.715		87.18	1.380	12:45:22.444

P7 61 Paul WELCH — Yamaha TZR 250 -

IDEAL LAP TIME : 1:20.909 BEST LAP TIME : 1:20.990 DIFFERENCE : 0.081

LAP	SECTOR 1	SECTOR 2	LAP TIME		MPH	DIFF	TIME OF DAY
1 -		29.137	1:25.149		83.67	4.159	12:37:12.689
2 -	***51.932***	29.058	***1:20.990***	***(1)***	***87.96***		***12:38:33.679***
3 -	52.478	***28.977***	1:21.455	**(2)**	87.46	0.465	12:39:55.134
4 -	52.905	29.216	1:22.121		86.75	1.131	12:41:17.255
5 -	52.721	29.286	1:22.007		86.87	1.017	12:42:39.262
6 -	52.880	29.117	1:21.997	**(3)**	86.88	1.007	12:44:01.259
7 -	53.036	29.560	1:22.596		86.25	1.606	12:45:23.855

P8 26 Damian LEE — Yamaha TZR 250 - Leed Autos

IDEAL LAP TIME : 1:20.710 BEST LAP TIME : 1:20.858 DIFFERENCE : 0.148

LAP	SECTOR 1	SECTOR 2	LAP TIME		MPH	DIFF	TIME OF DAY
1 -		29.110	1:26.641		82.23	5.783	12:37:14.181
2 -	52.051	28.942	1:20.993	**(2)**	87.96	0.135	12:38:35.174
3 -	***51.809***	29.049	***1:20.858***	***(1)***	***88.11***		***12:39:56.032***
4 -	52.163	29.469	1:21.632		87.27	0.774	12:41:17.664
5 -	52.532	***28.901***	1:21.433	**(3)**	87.49	0.575	12:42:39.097
6 -	53.245	29.227	1:22.472		86.38	1.614	12:44:01.569
7 -	52.947	29.778	1:22.725		86.12	1.867	12:45:24.294

P9 31 C Abigail MARSHALL — Yamaha TZR 250 - Len Whalin Racing and Macrae Racing

IDEAL LAP TIME : 1:21.023 BEST LAP TIME : 1:21.263 DIFFERENCE : 0.240

LAP	SECTOR 1	SECTOR 2	LAP TIME		MPH	DIFF	TIME OF DAY
1 -		***28.984***	1:27.202		81.70	5.939	12:37:14.742
2 -	52.340	29.242	1:21.582	**(3)**	87.33	0.319	12:38:36.324
3 -	***52.039***	29.224	***1:21.263***	***(1)***	***87.67***		***12:39:57.587***
4 -	52.408	29.174	1:21.582	**(3)**	87.33	0.319	12:41:19.169
5 -	52.203	29.196	1:21.399	**(2)**	87.52	0.136	12:42:40.568
6 -	52.726	29.052	1:21.778		87.12	0.515	12:44:02.346
7 -	53.534	29.419	1:22.953		85.88	1.690	12:45:25.299

P10 45 C Robert WHITTAKER — Yamaha TZR 250 -

IDEAL LAP TIME : 1:21.953 BEST LAP TIME : 1:21.953 DIFFERENCE : 0.000

LAP	SECTOR 1	SECTOR 2	LAP TIME		MPH	DIFF	TIME OF DAY
1 -		29.949	1:29.958		79.19	8.005	12:37:17.498
2 -	53.306	29.501	1:22.807		86.03	0.854	12:38:40.305
3 -	52.984	29.596	1:22.580		86.27	0.627	12:40:02.885
4 -	52.762	29.455	1:22.217	**(2)**	86.65	0.264	12:41:25.102
5 -	***52.736***	***29.217***	***1:21.953***	***(1)***	***86.93***		***12:42:47.055***
6 -	52.795	29.668	1:22.463	**(3)**	86.39	0.510	12:44:09.518
7 -	53.050	29.741	1:22.791		86.05	0.838	12:45:32.309

BMCRC - MRO Championships - Rnd 6 @ Donington Park National

Yamaha Past Masters

RACE 3 - SECTOR ANALYSIS

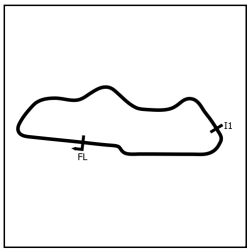

SECTOR 1 = FL to I1, SECTOR 2 = I1 to FL, DIFF = Difference To Personal Best Lap, P = Crossed Finish Line in Pit Lane, D = Time Disallowed

P11 911 Adam SHERIFF — Yamaha TZR 250 - KBS motorsport

IDEAL LAP TIME : 1:21.895 BEST LAP TIME : 1:22.497 DIFFERENCE : 0.602

LAP	SECTOR 1	SECTOR 2	LAP TIME	MPH	DIFF	TIME OF DAY
1 -		***29.105***	1:26.084	82.76	3.587	12:37:13.624
2 -	52.945	29.552	***1:22.497*** **(1)**	***86.36***		***12:38:36.121***
3 -	53.387	29.778	1:23.165 **(3)**	85.66	0.668	12:39:59.286
4 -	53.764	29.964	1:23.728	85.09	1.231	12:41:23.014
5 -	54.292	30.138	1:24.430	84.38	1.933	12:42:47.444
6 -	53.213	30.099	1:23.312	85.51	0.815	12:44:10.756
7 -	***52.790***	30.039	1:22.829 **(2)**	86.01	0.332	12:45:33.585

P12 64 C Iain DAVIS — Yamaha TZR 250 -

IDEAL LAP TIME : 1:23.809 BEST LAP TIME : 1:23.850 DIFFERENCE : 0.041

LAP	SECTOR 1	SECTOR 2	LAP TIME	MPH	DIFF	TIME OF DAY
1 -		29.845	1:29.463	79.63	5.613	12:37:17.003
2 -	54.498	30.347	1:24.845	83.97	0.995	12:38:41.848
3 -	***54.273***	29.678	1:23.951 **(2)**	84.86	0.101	12:40:05.799
4 -	54.314	***29.536***	***1:23.850*** **(1)**	***84.96***		***12:41:29.649***
5 -	54.565	29.678	1:24.243	84.57	0.393	12:42:53.892
6 -	54.326	29.664	1:23.990 **(3)**	84.82	0.140	12:44:17.882
7 -	54.382	30.107	1:24.489	84.32	0.639	12:45:42.371

P13 99 Calvin HOGAN — Yamaha TZR 250 - F.G Racing by Taymar M/c's

IDEAL LAP TIME : 1:23.691 BEST LAP TIME : 1:24.561 DIFFERENCE : 0.870

LAP	SECTOR 1	SECTOR 2	LAP TIME	MPH	DIFF	TIME OF DAY
1 -		***29.775***	1:28.477	80.52	3.916	12:37:16.017
2 -	***53.916***	30.645	***1:24.561*** **(1)**	***84.25***		***12:38:40.578***
3 -	54.154	30.849	1:25.003 **(2)**	83.81	0.442	12:40:05.581
4 -	55.137	30.558	1:25.695 **(3)**	83.13	1.134	12:41:31.276
5 -	56.291	31.164	1:27.455	81.46	2.894	12:42:58.731
6 -	55.105	31.264	1:26.369	82.49	1.808	12:44:25.100
7 -	55.989	30.979	1:26.968	81.92	2.407	12:45:52.068

P14 333 C Mark STUBBERFIELD — Yamaha TZR 250 - Polished concrete London

IDEAL LAP TIME : 1:27.329 BEST LAP TIME : 1:27.329 DIFFERENCE : 0.000

LAP	SECTOR 1	SECTOR 2	LAP TIME	MPH	DIFF	TIME OF DAY
1 -		31.619	1:33.326	76.34	5.997	12:37:20.866
2 -	57.760	31.698	1:29.458	79.64	2.129	12:38:50.324
3 -	57.144	31.853	1:28.997	80.05	1.668	12:40:19.321
4 -	56.345	31.589	1:27.934 **(2)**	81.02	0.605	12:41:47.255
5 -	56.685	31.861	1:28.546	80.46	1.217	12:43:15.801
6 -	56.849	31.451	1:28.300 **(3)**	80.68	0.971	12:44:44.101
7 -	***56.324***	***31.005***	***1:27.329*** **(1)**	***81.58***		***12:46:11.430***

P15 162 Darren COOPER — Yamaha TZR 250 - Twistgrip Motorcycles

IDEAL LAP TIME : 1:27.120 BEST LAP TIME : 1:27.898 DIFFERENCE : 0.778

LAP	SECTOR 1	SECTOR 2	LAP TIME	MPH	DIFF	TIME OF DAY
1 -		31.450	1:35.606	74.52	7.708	12:37:23.146
2 -	***56.292***	31.606	***1:27.898*** **(1)**	***81.05***		***12:38:51.044***
3 -	56.996	31.543	1:28.539	80.46	0.641	12:40:19.583
4 -	56.929	31.453	1:28.382	80.61	0.484	12:41:47.965
5 -	56.860	31.700	1:28.560	80.44	0.662	12:43:16.525
6 -	56.951	31.151	1:28.102 **(3)**	80.86	0.204	12:44:44.627
7 -	57.086	***30.828***	1:27.914 **(2)**	81.04	0.016	12:46:12.541

BMCRC - MRO Championships - Rnd 6 @ Donington Park National

Yamaha Past Masters

RACE 3 - SECTOR ANALYSIS

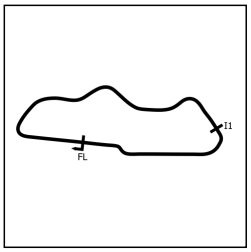

SECTOR 1 = FL to I1, SECTOR 2 = I1 to FL, DIFF = Difference To Personal Best Lap, P = Crossed Finish Line in Pit Lane, D = Time Disallowed

P16 42 C Martin PEARSON — Yamaha TZR 250 - Viking Consultants

IDEAL LAP TIME : 1:27.667 BEST LAP TIME : 1:27.790 DIFFERENCE : 0.123

LAP	SECTOR 1	SECTOR 2	LAP TIME		MPH	DIFF	TIME OF DAY
1 -		31.377	1:34.574		75.33	6.784	12:37:22.114
2 -	56.959	31.693	1:28.652		80.36	0.862	12:38:50.766
3 -	56.572	31.695	1:28.267	(3)	80.71	0.477	12:40:19.033
4 -	***56.390***	31.400	***1:27.790***	**(1)**	***81.15***		***12:41:46.823***
5 -	57.400	31.442	1:28.842		80.19	1.052	12:43:15.665
6 -	56.770	31.411	1:28.181	**(2)**	80.79	0.391	12:44:43.846
7 -	57.435	***31.277***	1:28.712		80.31	0.922	12:46:12.558

P17 73 C Colvin TURNER — Yamaha TZR 250 -

IDEAL LAP TIME : 1:27.204 BEST LAP TIME : 1:27.225 DIFFERENCE : 0.021

LAP	SECTOR 1	SECTOR 2	LAP TIME		MPH	DIFF	TIME OF DAY
1 -		31.534	1:33.839		75.92	6.614	12:37:21.379
2 -	***55.881***	31.344	***1:27.225***	**(1)**	***81.68***		***12:38:48.604***
3 -	56.359	32.075	1:28.434	(3)	80.56	1.209	12:40:17.038
4 -	57.165	31.805	1:28.970		80.07	1.745	12:41:46.008
5 -	57.735	32.311	1:30.046		79.12	2.821	12:43:16.054
6 -	56.787	31.580	1:28.367	**(2)**	80.62	1.142	12:44:44.421
7 -	57.500	***31.323***	1:28.823		80.21	1.598	12:46:13.244

P18 50 JC Chris WHITLOCK — Yamaha TZR 250 - TVC technology solutions

IDEAL LAP TIME : 1:27.610 BEST LAP TIME : 1:27.914 DIFFERENCE : 0.304

LAP	SECTOR 1	SECTOR 2	LAP TIME		MPH	DIFF	TIME OF DAY
1 -		31.454	1:33.618		76.10	5.704	12:37:21.158
2 -	57.185	31.574	1:28.759	(3)	80.26	0.845	12:38:49.917
3 -	57.164	32.053	1:29.217		79.85	1.303	12:40:19.134
4 -	57.190	31.304	1:28.494	**(2)**	80.50	0.580	12:41:47.628
5 -	58.079	31.143	1:29.222		79.85	1.308	12:43:16.850
6 -	57.908	***30.884***	1:28.792		80.23	0.878	12:44:45.642
7 -	***56.726***	31.188	***1:27.914***	**(1)**	***81.04***		***12:46:13.556***

P19 55 C Nick SHORTER — Yamaha TZR 250 1KT - Humanicks Consulting Ltd

IDEAL LAP TIME : 1:26.457 BEST LAP TIME : 1:26.457 DIFFERENCE : 0.000

LAP	SECTOR 1	SECTOR 2	LAP TIME		MPH	DIFF	TIME OF DAY
1 -		31.418	1:35.189		74.84	8.732	12:37:22.729
2 -	57.041	31.834	1:28.875		80.16	2.418	12:38:51.604
3 -	56.829	33.694	1:30.523		78.70	4.066	12:40:22.127
4 -	56.771	31.001	1:27.772	**(2)**	81.17	1.315	12:41:49.899
5 -	56.775	31.270	1:28.045	(3)	80.92	1.588	12:43:17.944
6 -	57.605	32.139	1:29.744		79.38	3.287	12:44:47.688
7 -	***55.839***	***30.618***	***1:26.457***	**(1)**	***82.40***		***12:46:14.145***

P20 62 JC David PATERSON — Yamaha TZR 250 - The love of a good woman

IDEAL LAP TIME : 1:27.727 BEST LAP TIME : 1:28.002 DIFFERENCE : 0.275

LAP	SECTOR 1	SECTOR 2	LAP TIME		MPH	DIFF	TIME OF DAY
1 -		***31.201***	1:35.845		74.33	7.843	12:37:23.385
2 -	56.768	31.616	1:28.384	(3)	80.61	0.382	12:38:51.769
3 -	***56.526***	31.624	1:28.150	**(2)**	80.82	0.148	12:40:19.919
4 -	56.809	31.580	1:28.389		80.60	0.387	12:41:48.308
5 -	57.534	31.563	1:29.097		79.96	1.095	12:43:17.405
6 -	57.738	31.250	1:28.988		80.06	0.986	12:44:46.393
7 -	56.763	31.239	***1:28.002***	**(1)**	***80.96***		***12:46:14.395***

BMCRC - MRO Championships - Rnd 6 @ Donington Park National

Yamaha Past Masters

RACE 3 - SECTOR ANALYSIS

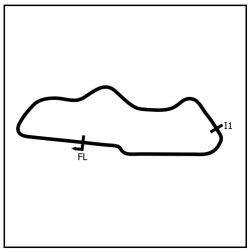

SECTOR 1 = FL to I1, SECTOR 2 = I1 to FL, DIFF = Difference To Personal Best Lap, P = Crossed Finish Line in Pit Lane, D = Time Disallowed

P21 34 C Paul NIELD — Yamaha TZR 250 - Ridesure

IDEAL LAP TIME : 1:21.497 BEST LAP TIME : 1:24.947 DIFFERENCE : 3.450

LAP	SECTOR 1	SECTOR 2	LAP TIME		MPH	DIFF	TIME OF DAY
1 -		***29.072***	1:27.982		80.97	3.035	12:37:15.522
2 -	***52.425***	32.522	***1:24.947***	***(1)***	***83.87***		***12:38:40.469***
3 -	56.123	31.268	1:27.391	**(3)**	81.52	2.444	12:40:07.860
4 -	56.917	37.295	1:34.212		75.62	9.265	12:41:42.072
5 -	1:02.282	32.018	1:34.300		75.55	9.353	12:43:16.372
6 -	58.434	32.810	1:31.244		78.08	6.297	12:44:47.616
7 -	56.141	30.887	1:27.028	**(2)**	81.86	2.081	12:46:14.644

P22 199 C Michael FROST — Yamaha TZR 250 -

IDEAL LAP TIME : 1:26.771 BEST LAP TIME : 1:27.642 DIFFERENCE : 0.871

LAP	SECTOR 1	SECTOR 2	LAP TIME		MPH	DIFF	TIME OF DAY
1 -		32.620	1:37.721		72.90	10.079	12:37:25.261
2 -	58.751	31.918	1:30.669		78.57	3.027	12:38:55.930
3 -	56.698	31.962	1:28.660		80.35	1.018	12:40:24.590
4 -	56.510	31.346	1:27.856	**(2)**	81.09	0.214	12:41:52.446
5 -	56.537	***31.105***	***1:27.642***	***(1)***	***81.29***		***12:43:20.088***
6 -	***55.666***	32.387	1:28.053		80.91	0.411	12:44:48.141
7 -	55.926	32.051	1:27.977	**(3)**	80.98	0.335	12:46:16.118

P23 77 JC Adam COLLINS — Yamaha TZR 250 - 2 Cows Racing

IDEAL LAP TIME : 1:27.524 BEST LAP TIME : 1:27.795 DIFFERENCE : 0.271

LAP	SECTOR 1	SECTOR 2	LAP TIME		MPH	DIFF	TIME OF DAY
1 -		32.211	1:37.733		72.89	9.938	12:37:25.273
2 -	58.737	33.241	1:31.978		77.46	4.183	12:38:57.251
3 -	***56.466***	31.445	1:27.911	**(2)**	81.04	0.116	12:40:25.162
4 -	56.833	31.482	1:28.315		80.67	0.520	12:41:53.477
5 -	56.972	31.611	1:28.583		80.42	0.788	12:43:22.060
6 -	56.885	31.383	1:28.268	**(3)**	80.71	0.473	12:44:50.328
7 -	56.737	***31.058***	***1:27.795***	***(1)***	***81.15***		***12:46:18.123***

P24 297 C Peter NICHOLLS — Yamaha TZR 250 -

IDEAL LAP TIME : 1:29.252 BEST LAP TIME : 1:29.252 DIFFERENCE : 0.000

LAP	SECTOR 1	SECTOR 2	LAP TIME		MPH	DIFF	TIME OF DAY
1 -		32.400	1:40.206		71.09	10.954	12:37:27.746
2 -	58.621	31.817	1:30.438		78.77	1.186	12:38:58.184
3 -	58.167	31.943	1:30.110		79.06	0.858	12:40:28.294
4 -	57.657	32.096	1:29.753	**(2)**	79.38	0.501	12:41:58.047
5 -	57.800	32.057	1:29.857	**(3)**	79.28	0.605	12:43:27.904
6 -	57.966	32.038	1:30.004		79.15	0.752	12:44:57.908
7 -	***57.534***	***31.718***	***1:29.252***	***(1)***	***79.82***		***12:46:27.160***

P25 100 C Nathan WISNIEWSKI — Yamaha TZR 250 - Mad Biker Designs

IDEAL LAP TIME : 1:29.627 BEST LAP TIME : 1:29.627 DIFFERENCE : 0.000

LAP	SECTOR 1	SECTOR 2	LAP TIME		MPH	DIFF	TIME OF DAY
1 -		31.733	1:38.343		72.44	8.716	12:37:25.883
2 -	58.809	32.573	1:31.382		77.96	1.755	12:38:57.265
3 -	58.431	31.581	1:30.012	**(2)**	79.15	0.385	12:40:27.277
4 -	59.018	32.049	1:31.067		78.23	1.440	12:41:58.344
5 -	58.481	31.931	1:30.412	**(3)**	78.80	0.785	12:43:28.756
6 -	58.539	32.138	1:30.677		78.57	1.050	12:44:59.433
7 -	***58.055***	***31.572***	***1:29.627***	***(1)***	***79.49***		***12:46:29.060***

BMCRC - MRO Championships - Rnd 6 @ Donington Park National

Yamaha Past Masters

RACE 3 - SECTOR ANALYSIS

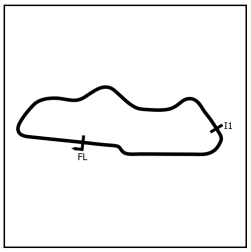

SECTOR 1 = FL to I1, SECTOR 2 = I1 to FL, DIFF = Difference To Personal Best Lap, P = Crossed Finish Line in Pit Lane, D = Time Disallowed

P26 67 C Mark BAILEY — Yamaha TZR 250 - Elite AC Ltd. madbikerdesigns

IDEAL LAP TIME : 1:30.046 BEST LAP TIME : 1:30.046 DIFFERENCE : 0.000

LAP	SECTOR 1	SECTOR 2	LAP TIME		MPH	DIFF	TIME OF DAY
1 -		32.870	1:37.502		73.07	7.456	12:37:25.042
2 -	58.499	33.289	1:31.788		77.62	1.742	12:38:56.830
3 -	***57.905***	***32.141***	***1:30.046***	***(1)***	***79.12***		***12:40:26.876***
4 -	57.931	32.729	1:30.660	**(2)**	78.58	0.614	12:41:57.536
5 -	58.046	32.749	1:30.795	**(3)**	78.46	0.749	12:43:28.331
6 -	58.510	32.645	1:31.155		78.15	1.109	12:44:59.486
7 -	58.226	32.674	1:30.900		78.37	0.854	12:46:30.386

P27 3 JC Becky McKENZIE — Yamaha TZR 251 -

IDEAL LAP TIME : 1:30.443 BEST LAP TIME : 1:30.619 DIFFERENCE : 0.176

LAP	SECTOR 1	SECTOR 2	LAP TIME		MPH	DIFF	TIME OF DAY
1 -		32.166	1:39.337		71.72	8.718	12:37:26.877
2 -	1:00.087	32.133	1:32.220		77.25	1.601	12:38:59.097
3 -	***58.784***	31.922	1:30.706	**(2)**	78.54	0.087	12:40:29.803
4 -	59.656	31.897	1:31.553		77.81	0.934	12:42:01.356
5 -	58.960	***31.659***	***1:30.619***	***(1)***	***78.62***		***12:43:31.975***
6 -	58.862	32.409	1:31.271	**(3)**	78.06	0.652	12:45:03.246

P28 228 Clive EMERSON — Yamaha RD 350 YPVS -

IDEAL LAP TIME : 1:31.514 BEST LAP TIME : 1:31.514 DIFFERENCE : 0.000

LAP	SECTOR 1	SECTOR 2	LAP TIME		MPH	DIFF	TIME OF DAY
1 -		32.854	1:40.917		70.59	9.403	12:37:28.457
2 -	1:00.000	32.557	1:32.557		76.97	1.043	12:39:01.014
3 -	59.632	32.695	1:32.327	**(3)**	77.16	0.813	12:40:33.341
4 -	59.598	32.841	1:32.439		77.07	0.925	12:42:05.780
5 -	***59.096***	***32.418***	***1:31.514***	***(1)***	***77.85***		***12:43:37.294***
6 -	59.610	32.619	1:32.229	**(2)**	77.24	0.715	12:45:09.523

P29 36 JC Phil ZANUTTO — Yamaha TZR 250 - App racing/papyrus

IDEAL LAP TIME : 1:35.092 BEST LAP TIME : 1:35.092 DIFFERENCE : 0.000

LAP	SECTOR 1	SECTOR 2	LAP TIME		MPH	DIFF	TIME OF DAY
1 -		33.742	1:43.790		68.64	8.698	12:37:31.330
2 -	1:02.194	34.351	1:36.545	**(2)**	73.79	1.453	12:39:07.875
3 -	1:02.460	34.765	1:37.225		73.27	2.133	12:40:45.100
4 -	1:03.393	33.564	1:36.957		73.48	1.865	12:42:22.057
5 -	***1:01.773***	***33.319***	***1:35.092***	***(1)***	***74.92***		***12:43:57.149***
6 -	1:02.361	34.260	1:36.621	**(3)**	73.73	1.529	12:45:33.770

P30 10 JC Hugh BRIGHTON — Yamaha TZR 250 2MA -

IDEAL LAP TIME : 1:37.429 BEST LAP TIME : 1:37.429 DIFFERENCE : 0.000

LAP	SECTOR 1	SECTOR 2	LAP TIME		MPH	DIFF	TIME OF DAY
1 -		34.980	1:46.923		66.63	9.494	12:37:34.463
2 -	1:04.822	35.276	1:40.098		71.17	2.669	12:39:14.561
3 -	1:03.385	36.080	1:39.465		71.62	2.036	12:40:54.026
4 -	1:04.221	35.154	1:39.375	**(3)**	71.69	1.946	12:42:33.401
5 -	1:03.316	35.144	1:38.460	**(2)**	72.36	1.031	12:44:11.861
6 -	***1:02.769***	***34.660***	***1:37.429***	***(1)***	***73.12***		***12:45:49.290***

BMCRC - MRO Championships - Rnd 6 @ Donington Park National

Yamaha Past Masters

RACE 3 - SECTOR ANALYSIS

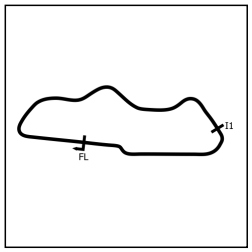

SECTOR 1 = FL to I1, SECTOR 2 = I1 to FL, DIFF = Difference To Personal Best Lap, P = Crossed Finish Line in Pit Lane, D = Time Disallowed

P31 69 C Mark ELLERAY Yamaha TZR 250 - Abbot Solutions Ltd

IDEAL LAP TIME : 1:29.796 BEST LAP TIME : 1:30.379 DIFFERENCE : 0.583

LAP	SECTOR 1	SECTOR 2	LAP TIME	MPH	DIFF	TIME OF DAY
1 -		***32.254***	1:39.752	71.42	9.373	12:37:27.292
2 -	57.590	32.789	***1:30.379*** **(1)**	***78.83***		***12:38:57.671***
3 -	58.287	32.667	1:30.954 **(3)**	78.33	0.575	12:40:28.625
4 -	58.540	32.842	1:31.382	77.96	1.003	12:42:00.007
5 -	58.374	32.467	1:30.841 **(2)**	78.42	0.462	12:43:30.848
6 -	***57.542***	IN PIT	1:37.870 **P**	72.79	7.491	12:45:08.718

BMCRC - MRO Championships - Rnd 6 @ Donington Park National

Yamaha Past Masters

RACE 3 - BEST SECTORS

	SECTOR 1		SECTOR 2	
POS	NO	TIME	NO	TIME
1	**51**	**50.021**	**51**	**27.942**
2	**110**	**51.415**	**1**	**28.280**
3	**27**	**51.467**	**110**	**28.292**
4	**166**	**51.486**	**166**	**28.320**
5	**1**	**51.563**	**27**	**28.322**
6	**5**	**51.761**	**5**	**28.574**
7	**26**	**51.809**	**26**	**28.901**
8	**61**	**51.932**	**61**	**28.977**
9	**31**	**52.039**	**31**	**28.984**
10	**34**	**52.425**	**34**	**29.072**
11	**45**	**52.736**	**911**	**29.105**
12	**911**	**52.790**	**45**	**29.217**
13	**99**	**53.916**	**64**	**29.536**
14	**64**	**54.273**	**99**	**29.775**
15	**199**	**55.666**	**55**	**30.618**
16	**55**	**55.839**	**162**	**30.828**
17	**73**	**55.881**	**50**	**30.884**
18	**162**	**56.292**	**333**	**31.005**
19	**333**	**56.324**	**77**	**31.058**
20	**42**	**56.390**	**199**	**31.105**
21	**77**	**56.466**	**62**	**31.201**
22	**62**	**56.526**	**42**	**31.277**
23	**50**	**56.726**	**73**	**31.323**
24	**297**	**57.534**	**100**	**31.572**
25	**69**	**57.542**	**3**	**31.659**
26	**67**	**57.905**	**297**	**31.718**
27	**100**	**58.055**	**67**	**32.141**
28	**3**	**58.784**	**69**	**32.254**
29	**228**	**59.096**	**228**	**32.418**
30	**36**	**1:01.773**	**36**	**33.319**
31	**10**	**1:02.769**	**10**	**34.660**

IDEAL / BEST COMPARISON

POS	NO	NAME	IDEAL	BEST	DIFF
		PERFECT LAP	**1:17.963**		
1	**51**	WHOLEY	1:17.963	1:18.046	**0.083**
2	**110**	HAIGH	1:19.707	1:19.843	**0.136**
3	**27**	HAYWARD	1:19.789	1:19.904	**0.115**
4	**166**	RIDLEY	1:19.806	1:19.892	**0.086**
5	**1**	COOPER	1:19.843	1:20.091	**0.248**
6	**5**	MOODY	1:20.335	1:20.335	**0.000**
7	**26**	LEE	1:20.710	1:20.858	**0.148**
8	**61**	WELCH	1:20.909	1:20.990	**0.081**
9	**31**	MARSHALL	1:21.023	1:21.263	**0.240**
10	**34**	NIELD	1:21.497	1:24.947	**3.450**
11	**911**	SHERIFF	1:21.895	1:22.497	**0.602**
12	**45**	WHITTAKER	1:21.953	1:21.953	**0.000**
13	**99**	HOGAN	1:23.691	1:24.561	**0.870**
14	**64**	DAVIS	1:23.809	1:23.850	**0.041**
15	**55**	SHORTER	1:26.457	1:26.457	**0.000**
16	**199**	FROST	1:26.771	1:27.642	**0.871**
17	**162**	COOPER	1:27.120	1:27.898	**0.778**
18	**73**	TURNER	1:27.204	1:27.225	**0.021**
19	**333**	STUBBERFIELD	1:27.329	1:27.329	**0.000**
20	**77**	COLLINS	1:27.524	1:27.795	**0.271**
21	**50**	WHITLOCK	1:27.610	1:27.914	**0.304**
22	**42**	PEARSON	1:27.667	1:27.790	**0.123**
23	**62**	PATERSON	1:27.727	1:28.002	**0.275**
24	**297**	NICHOLLS	1:29.252	1:29.252	**0.000**
25	**100**	WISNIEWSKI	1:29.627	1:29.627	**0.000**
26	**69**	ELLERAY	1:29.796	1:30.379	**0.583**
27	**67**	BAILEY	1:30.046	1:30.046	**0.000**
28	**3**	McKENZIE	1:30.443	1:30.619	**0.176**
29	**228**	EMERSON	1:31.514	1:31.514	**0.000**
30	**36**	ZANUTTO	1:35.092	1:35.092	**0.000**
31	**10**	BRIGHTON	1:37.429	1:37.429	**0.000**

Weather / Track : Bright / Dry

Donington Park National: 1.9790 miles
Date: 25/07/2026 Start: 12:35 Finish: 12:45

Results can be found at www.tsl-timing.com

Printed - 12:50 Saturday, 25 July 2026

BMCRC - MRO Championships - Rnd 6 @ Donington Park National

Yamaha Past Masters

RACE 3 - STATISTICS

Competitors Started	31
Planned Start	2026-07-25 @ 12:04:00.000
Actual Start	2026-07-25 @ 12:35:47.539
Finish Time	2026-07-25 @ 12:45:00.106
Track Length	1.9790mi.
Total Laps	212
Total Distance Covered	419.5622mi.

Session Fastest Lap History

NO	CL	NAME	LAP TIME	TIME OF DAY	LAP	VEHICLE
51		**Kevin WHOLEY**	**1:19.062**	12:38:28.588	2	Yamaha TZR 250
51		**Kevin WHOLEY**	**1:18.046**	12:39:46.634	3	Yamaha TZR 250

Session Leader History

NO	CL	NAME	FROM LAP	LAPS LED	DISTANCE	VEHICLE
51		**Kevin WHOLEY**	1	7	13.81 miles	Yamaha TZR 250

Flag History

TYPE	TIME OF DAY
GREEN	12:35:47.539
FINISH	12:45:00.106

Flag Statistics

TYPE	COUNT	TOTAL LAPS	TOTAL TIME
Green	1	7	10:58.943
Red	0	0	0.000
Safety Car	0	0	0.000
FCY	0	0	0.000

BMCRC - MRO Championships - Rnd 6 @ Donington Park National

Yamaha Past Masters

RACE 3 - STATISTICS

CLASS : 12 Starters

Fastest Lap History

NO	NAME	LAP TIME	TIME OF DAY	LAP	VEHICLE
51	**Kevin WHOLEY**	**1:19.062**	12:38:28.588	2	Yamaha TZR 250
51	**Kevin WHOLEY**	**1:18.046**	12:39:46.634	3	Yamaha TZR 250

Leader History

NO	NAME	FROM LAP	LAPS LED	DISTANCE	VEHICLE
51	**Kevin WHOLEY**	1	7	13.81 miles	Yamaha TZR 250

BMCRC - MRO Championships - Rnd 6 @ Donington Park National

Yamaha Past Masters

RACE 3 - STATISTICS

CLASS : C

13 Starters

Fastest Lap History

NO	NAME	LAP TIME	TIME OF DAY	LAP	VEHICLE
31	**Abigail MARSHALL**	**1:21.582**	12:38:36.324	2	Yamaha TZR 250
31	**Abigail MARSHALL**	**1:21.263**	12:39:57.587	3	Yamaha TZR 250

Leader History

NO	NAME	FROM LAP	LAPS LED	DISTANCE	VEHICLE
31	**Abigail MARSHALL**	1	7	13.81 miles	Yamaha TZR 250

BMCRC - MRO Championships - Rnd 6 @ Donington Park National

Yamaha Past Masters

RACE 3 - STATISTICS

CLASS : JC

6 Starters

Fastest Lap History

NO	NAME	LAP TIME	TIME OF DAY	LAP	VEHICLE
50	**Chris WHITLOCK**	**1:28.759**	12:38:49.917	2	Yamaha TZR 250
62	**David PATERSON**	**1:28.384**	12:38:51.769	2	Yamaha TZR 250
62	**David PATERSON**	**1:28.150**	12:40:19.919	3	Yamaha TZR 250
77	**Adam COLLINS**	**1:27.911**	12:40:25.162	3	Yamaha TZR 250
77	**Adam COLLINS**	**1:27.795**	12:46:18.123	7	Yamaha TZR 250

Leader History

NO	NAME	FROM LAP	LAPS LED	DISTANCE	VEHICLE
50	**Chris WHITLOCK**	1	7	13.81 miles	Yamaha TZR 250

BMCRC - MRO Championships - Rnd 6 @ Donington Park National

Yamaha Past Masters

RACE 13 - GRID (7 Laps)

ROW 11	33 **46** Kevin MARSHALL	32 **52** Haydon SMITH	31 **10** Hugh BRIGHTON 1:37.429
ROW 10	30 **36** Phil ZANUTTO 1:35.092	29 **228** Clive EMERSON 1:31.514	28 **3** Becky McKENZIE 1:30.619
ROW 9	27 **69** Mark ELLERAY 1:30.379	26 **67** Mark BAILEY 1:30.046	25 **100** Nathan WISNIEWSKI 1:29.627
ROW 8	24 **297** Peter NICHOLLS 1:29.252	23 **62** David PATERSON 1:28.002	22 **50** Chris WHITLOCK 1:27.914
ROW 7	21 **162** Darren COOPER 1:27.898	20 **77** Adam COLLINS 1:27.795	19 **42** Martin PEARSON 1:27.790
ROW 6	18 **199** Michael FROST 1:27.642	17 **333** Mark STUBBERFIELD 1:27.329	16 **73** Colvin TURNER 1:27.225
ROW 5	15 **55** Nick SHORTER 1:26.457	14 **34** Paul NIELD 1:24.947	13 **99** Calvin HOGAN 1:24.561
ROW 4	12 **64** Iain DAVIS 1:23.850	11 **911** Adam SHERIFF 1:22.497	10 **45** Robert WHITTAKER 1:21.953
ROW 3	9 **31** Abigail MARSHALL 1:21.263	8 **61** Paul WELCH 1:20.990	7 **26** Damian LEE 1:20.858
ROW 2	6 **5** Steve MOODY 1:20.335	5 **1** Alan COOPER 1:20.091	4 **27** Richard HAYWARD 1:19.904
ROW 1	3 **166** Tom RIDLEY 1:19.892	2 **110** Mark HAIGH 1:19.843	1 **51** Kevin WHOLEY 1:18.046

Pole

These results are provisional until the conclusion of any judicial and technical matters.

Donington Park National: 1.9790 miles

Clerk Of Course: Caroline Patterson / Andy Brown	Timekeeper: Richard Evans	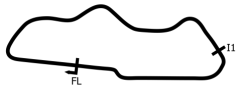

Results can be found at www.tsl-timing.com

Printed - 12:51 Saturday, 25 July 2026

BMCRC - MRO Championships - Rnd 6 @ Donington Park National

Yamaha Past Masters

RACE 13 - CLASSIFICATION

Race Distance: 7 Laps / 13.85 miles

POS	NO	CL	PIC	NAME	ENTRY	LAPS	TIME	GAP	DIFF	MPH	BEST	ON	GRD	↑↓
1	51		1	Kevin WHOLEY	Yamaha TZR 250 - Twistgrip Motorcycles	7	9:10.568			90.33	1:17.633	5	1	0
2	27		2	Richard HAYWARD	Yamaha TZR 250 - BC vehicle repairs/ Merlin Pipes	7	9:24.282	13.714	13.714	88.14	1:19.932	2	4	2
3	1		3	Alan COOPER	Yamaha TZR 250 - Twistgrip Motorcycles	7	9:30.419	19.851	6.137	87.19	1:20.075	4	5	2
4	166		4	Tom RIDLEY	Yamaha TZR 250 - Chamery Hall Roundhouses	7	9:32.138	21.570	1.719	86.93	1:20.311	6	3	-1
5	61		5	Paul WELCH	Yamaha TZR 250 -	7	9:34.689	24.121	2.551	86.54	1:20.345	6	8	3
6	26		6	Damian LEE	Yamaha TZR 250 - Leed Autos	7	9:34.922	24.354	0.233	86.50	1:20.569	6	7	1
7	34	C	1	Paul NIELD	Yamaha TZR 250 - Ridesure	7	9:35.081	24.513	0.159	86.48	1:20.938	5	14	7
8	5		7	Steve MOODY	Yamaha TZR 250 -	7	9:35.124	24.556	0.043	86.47	1:21.131	4	6	-2
9	31	C	2	Abigail MARSHALL	Yamaha TZR 250 - Len Whalin Racing and Macrae Racing	7	9:35.303	24.735	0.179	86.45	1:20.801	6	9	0
10	45	C	3	Robert WHITTAKER	Yamaha TZR 250 -	7	9:45.917	35.349	10.614	84.88	1:22.332	5	10	0
11	64	C	4	Iain DAVIS	Yamaha TZR 250 -	7	9:50.264	39.696	4.347	84.26	1:23.143	3	12	1
12	99		8	Calvin HOGAN	Yamaha TZR 250 - F.G Racing by Taymar M/c's	7	9:50.617	40.049	0.353	84.21	1:22.696	2	13	1
13	73	C	5	Colvin TURNER	Yamaha TZR 250 -	7	10:08.676	58.108	18.059	81.71	1:25.567	2	16	3
14	333	C	6	Mark STUBBERFIELD	Yamaha TZR 250 - Polished concrete London	7	10:21.277	1:10.709	12.601	80.05	1:26.601	7	17	3
15	55	C	7	Nick SHORTER	Yamaha TZR 250 1KT - Humanicks Consulting Ltd	7	10:22.009	1:11.441	0.732	79.96	1:26.917	6	15	0
16	69	C	8	Mark ELLERAY	Yamaha TZR 250 - Abbot Solutions Ltd	7	10:25.247	1:14.679	3.238	79.54	1:27.153	6	27	11
17	50	JC	1	Chris WHITLOCK	Yamaha TZR 250 - TVC technology solutions	7	10:25.450	1:14.882	0.203	79.52	1:27.507	6	22	5
18	162		9	Darren COOPER	Yamaha TZR 250 - Twistgrip Motorcycles	7	10:26.838	1:16.270	1.388	79.34	1:27.766	5	21	3
19	62	JC	2	David PATERSON	Yamaha TZR 250 - The love of a good woman	7	10:26.848	1:16.280	0.010	79.34	1:27.722	6	23	4
20	297	C	9	Peter NICHOLLS	Yamaha TZR 250 -	7	10:28.201	1:17.633	1.353	79.17	1:27.112	6	24	4
21	199	C	10	Michael FROST	Yamaha TZR 250 -	7	10:31.347	1:20.779	3.146	78.77	1:28.128	6	18	-3
22	42	C	11	Martin PEARSON	Yamaha TZR 250 - Viking Consultants	7	11:18.068	2:07.500	46.721	73.34	1:27.321	6	19	-3
23	100	C	12	Nathan WISNIEWSKI	Yamaha TZR 250 - Mad Biker Designs	6	9:13.201	1 Lap	1 Lap	77.02	1:30.228	4	25	2
24	228		10	Clive EMERSON	Yamaha RD 350 YPVS -	6	9:15.651	1 Lap	2.450	76.68	1:30.545	5	29	5
25	67	C	13	Mark BAILEY	Yamaha TZR 250 - Elite AC Ltd. madbikerdesigns	6	9:16.422	1 Lap	0.771	76.58	1:30.032	6	26	1
26	3	JC	3	Becky McKENZIE	Yamaha TZR 251 -	6	9:30.491	1 Lap	14.069	74.69	1:33.015	3	28	2
27	36	JC	4	Phil ZANUTTO	Yamaha TZR 250 - App racing/papyrus	6	9:43.289	1 Lap	12.798	73.05	1:35.673	2	30	3
28	10	JC	5	Hugh BRIGHTON	Yamaha TZR 250 2MA -	6	9:44.194	1 Lap	0.905	72.94	1:35.060	5	31	3
					NOT CLASSIFIED									
DNF	77	JC		Adam COLLINS	Yamaha TZR 250 - 2 Cows Racing	4	6:33.666	3 Laps	2 Laps	72.04	1:27.233	3	20	
					NOT STARTED									
NS	110			Mark HAIGH	Yamaha TZR 250 - Chesterfield CarClinic/2T								2	
NS	911			Adam SHERIFF	Yamaha TZR 250 - KBS motorsport								11	
NS	52			Haydon SMITH	Yamaha TZR 250 - HI-Precision Engineering Ltd								32	
NS	46	C		Kevin MARSHALL	Yamaha TZR 250 - Stacey Processing								33	

FASTEST LAP

51		Kevin WHOLEY	Yamaha TZR 250 - Twistgrip Motorcycles	5	1:17.633	91.77 mph	147.69 kph
31	C	Abigail MARSHALL	Yamaha TZR 250 - Len Whalin Racing and Macrae Racing	6	1:20.801	88.17 mph	141.90 kph
77	JC	Adam COLLINS	Yamaha TZR 250 - 2 Cows Racing	3	1:27.233	81.67 mph	131.44 kph

Class - 92.5% of Race Speed = 83.55 mph
Class C - 92.5% of Race Speed = 79.99 mph
Class JC - 92.5% of Race Speed = 73.55 mph

Weather / Track : Bright / Dry
These results are provisional until the conclusion of any judicial and technical matters.

Date: 25/07/2026 Start: 16:16 Finish: 16:25
Donington Park National: 1.9790 miles

Clerk Of Course: Caroline Patterson / Andy Brown	Timekeeper: Richard Evans	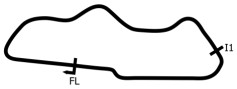

Results can be found at www.tsl-timing.com

Printed - 16:28 Saturday, 25 July 2026

BMCRC - MRO Championships - Rnd 6 @ Donington Park National

Yamaha Past Masters

RACE 13 - LAP CHART

LAP 1 @ 16:17:50.117

NO	BEHIND	LAP TIME
51		1:22.251
27	1.467	1:23.718
1	3.170	1:25.421
166	3.366	1:25.617
61	3.413	1:25.664
5	3.736	1:25.987
34	3.832	1:26.083
26	4.166	1:26.417
31	4.407	1:26.658
99	5.416	1:27.667
64	6.207	1:28.458
45	7.392	1:29.643
73	7.835	1:30.086
333	11.213	1:33.464
199	11.746	1:33.997
55	13.051	1:35.302
42	13.478	1:35.729
162	13.761	1:36.012
50	14.082	1:36.333
77	14.146	1:36.397
62	14.215	1:36.466
69	15.328	1:37.579
67	15.986	1:38.237
297	16.742	1:38.993
228	17.087	1:39.338
100	17.326	1:39.577
3	20.188	1:42.439
36	21.332	1:43.583
10	22.783	1:45.034

LAP 2 @ 16:19:08.072

NO	BEHIND	LAP TIME
51		1:17.955
27	3.444	1:19.932
61	6.912	1:21.454
5	7.387	1:21.606
166	7.417	1:22.006
1	7.649	1:22.434
34	7.912	1:22.035
26	8.188	1:21.977
31	8.836	1:22.384
99	10.157	1:22.696
64	11.444	1:23.192
45	12.074	1:22.637
73	15.447	1:25.567
333	21.937	1:28.679
199	22.691	1:28.900
55	23.479	1:28.383
42	23.942	1:28.419
50	24.199	1:28.072
162	24.699	1:28.893
62	25.242	1:28.982
77	26.293	1:30.102
69	26.365	1:28.992
297	29.072	1:30.285
67	30.191	1:32.160
100	30.330	1:30.959
228	31.072	1:31.940
3	35.482	1:33.249
36	39.050	1:35.673
10	41.626	1:36.798

LAP 3 @ 16:20:26.394

NO	BEHIND	LAP TIME
51		1:18.322
27	5.132	1:20.010
61	10.482	1:21.892
166	10.588	1:21.493
1	10.670	1:21.343
34	10.841	1:21.251
5	10.972	1:21.907
31	11.704	1:21.190
26	12.154	1:22.288
99	15.673	1:23.838
64	16.265	1:23.143
45	16.506	1:22.754
73	23.300	1:26.175
333	32.536	1:28.921
55	32.979	1:27.822
199	33.374	1:29.005
50	33.614	1:27.737
42	34.077	1:28.457
162	34.311	1:27.934
62	34.720	1:27.800
77	35.204	1:27.233
69	35.714	1:27.671
297	39.073	1:28.323
100	42.493	1:30.485
67	43.742	1:31.873
228	44.040	1:31.290
3	50.175	1:33.015
36	56.463	1:35.735
10	58.807	1:35.503

LAP 4 @ 16:21:44.136

NO	BEHIND	LAP TIME
51		1:17.742
27	7.701	1:20.311
1	13.003	1:20.075
61	13.986	1:21.246
166	14.120	1:21.274
5	14.361	1:21.131
34	14.779	1:21.680
31	15.148	1:21.186
26	15.474	1:21.062
45	21.818	1:23.054
99	22.452	1:24.521
64	23.057	1:24.534
73	31.721	1:26.163
55	43.175	1:27.938
333	43.957	1:29.163
50	44.268	1:28.396
199	44.841	1:29.209
42	45.044	1:28.709
162	45.290	1:28.721
62	45.877	1:28.899
69	46.212	1:28.240
297	49.176	1:27.845
100	54.979	1:30.228
228	57.967	1:31.669
67	59.326	1:33.326
3	1:06.093	1:33.660
36	1:14.396	1:35.675
10	1:16.290	1:35.225
77	1:17.396	1:59.934 **P**

LAP 5 @ 16:23:01.769

NO	BEHIND	LAP TIME
51		1:17.633
27	10.025	1:19.957
1	15.655	1:20.285
166	17.104	1:20.617
61	17.604	1:21.251
5	17.994	1:21.266
34	18.084	1:20.938
26	18.544	1:20.703
31	19.176	1:21.661
45	26.517	1:22.332
99	28.884	1:24.065
64	29.193	1:23.769
73	41.867	1:27.779
55	53.392	1:27.850
333	53.978	1:27.654
50	54.889	1:28.254
42	55.289	1:27.878
162	55.423	1:27.766
199	55.710	1:28.502
69	55.947	1:27.368
62	57.362	1:29.118
297	59.282	1:27.739
100	1:08.348	1:31.002
228	1:10.879	1:30.545
67	1:12.487	1:30.794

LAP 6 @ 16:24:20.218

NO	BEHIND	LAP TIME
51		1:18.449
3	1 Lap	1:34.239
27	11.697	1:20.121
36	1 Lap	1:36.238
10	1 Lap	1:35.060
1	17.324	1:20.118
166	18.966	1:20.311
61	19.500	1:20.345
26	20.664	1:20.569
34	20.848	1:21.213
5	20.950	1:21.405
31	21.528	1:20.801
45	30.759	1:22.691
99	33.823	1:23.388
64	34.141	1:23.397
73	50.213	1:26.795
55	1:01.860	1:26.917
333	1:02.324	1:26.795
50	1:03.947	1:27.507
42	1:04.161	1:27.321
69	1:04.651	1:27.153
199	1:05.389	1:28.128
162	1:05.563	1:28.589
62	1:06.635	1:27.722
297	1:07.945	1:27.112

LAP 7 @ 16:25:38.434

NO	BEHIND	LAP TIME
51		1:18.216
100	1 Lap	1:30.950
228	1 Lap	1:30.869
67	1 Lap	1:30.032
27	13.714	1:20.233
1	19.851	1:20.743
3	1 Lap	1:33.889
166	21.570	1:20.820
61	24.121	1:22.837
26	24.354	1:21.906
34	24.513	1:21.881
5	24.556	1:21.822
31	24.735	1:21.423
36	1 Lap	1:36.385
10	1 Lap	1:36.574
45	35.349	1:22.806
64	39.696	1:23.771
99	40.049	1:24.442
73	58.108	1:26.111
333	1:10.709	1:26.601
55	1:11.441	1:27.797
69	1:14.679	1:28.244
50	1:14.882	1:29.151
162	1:16.270	1:28.923
62	1:16.280	1:27.861
297	1:17.633	1:27.904
199	1:20.779	1:33.606
42	2:07.500	2:21.555

Weather / Track : Bright / Dry

Donington Park National: 1.9790 miles
Date: 25/07/2026 Start: 16:16 Finish: 16:25

Results can be found at www.tsl-timing.com

Printed - 16:28 Saturday, 25 July 2026

BMCRC - MRO Championships - Rnd 6 @ Donington Park National

Yamaha Past Masters

RACE 13 - POSITION CHART

No	Name	Lap Pos	1	2	3	4	5	6	7
51	WHOLEY	1	51	51	51	51	51	51	51
110	HAIGH	2	27	27	27	27	27	27	27
166	RIDLEY	3	1	61	61	1	1	1	1
27	HAYWARD	4	166	5	166	61	166	166	166
1	COOPER	5	61	166	1	166	61	61	61
5	MOODY	6	5	1	34	5	5	26	26
26	LEE	7	34	34	5	34	34	34	34
61	WELCH	8	26	26	31	31	26	5	5
31	MARSHALL	9	31	31	26	26	31	31	31
45	WHITTAKER	10	99	99	99	45	45	45	45
911	SHERIFF	11	64	64	64	99	99	99	64
64	DAVIS	12	45	45	45	64	64	64	99
99	HOGAN	13	73	73	73	73	73	73	73
34	NIELD	14	333	333	333	55	55	55	333
55	SHORTER	15	199	199	55	333	333	333	55
73	TURNER	16	55	55	199	50	50	50	69
333	STUBBERFIELD	17	42	42	50	199	42	42	50
199	FROST	18	162	50	42	42	162	69	162
42	PEARSON	19	50	162	162	162	199	199	62
77	COLLINS	20	77	62	62	62	69	162	297
162	COOPER	21	62	77	77	69	62	62	199
50	WHITLOCK	22	69	69	69	297	297	297	42
62	PATERSON	23	67	297	297	100	100	100	
297	NICHOLLS	24	297	67	100	228	228	228	
100	WISNIEWSKI	25	228	100	67	67	67	67	
67	BAILEY	26	100	228	228	3	3	3	
69	ELLERAY	27	3	3	3	36	36	36	
3	McKENZIE	28	36	36	36	10	10	10	
228	EMERSON	29	10	10	10	77			
36	ZANUTTO	30							
10	BRIGHTON	31							
52	SMITH	32							
46	MARSHALL	33							

Weather / Track : Bright / Dry

Donington Park National: 1.9790 miles
Date: 25/07/2026 Start: 16:16 Finish: 16:25

Results can be found at www.tsl-timing.com

Printed - 16:28 Saturday, 25 July 2026

BMCRC - MRO Championships - Rnd 6 @ Donington Park National

Yamaha Past Masters

RACE 13 - SECTOR ANALYSIS

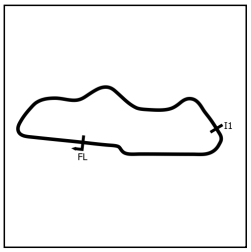

SECTOR 1 = FL to I1, SECTOR 2 = I1 to FL, DIFF = Difference To Personal Best Lap, P = Crossed Finish Line in Pit Lane, D = Time Disallowed

P1 51 Kevin WHOLEY — Yamaha TZR 250 - Twistgrip Motorcycles

IDEAL LAP TIME : 1:17.556 BEST LAP TIME : 1:17.633 DIFFERENCE : 0.077

LAP	SECTOR 1	SECTOR 2	LAP TIME		MPH	DIFF	TIME OF DAY
1 -		28.117	1:22.251		86.62	4.618	16:17:50.117
2 -	50.036	27.919	1:17.955	(3)	91.39	0.322	16:19:08.072
3 -	50.445	27.877	1:18.322		90.96	0.689	16:20:26.394
4 -	50.114	***27.628***	1:17.742	(2)	91.64	0.109	16:21:44.136
5 -	***49.928***	27.705	***1:17.633***	(1)	***91.77***		***16:23:01.769***
6 -	50.120	28.329	1:18.449		90.81	0.816	16:24:20.218
7 -	50.361	27.855	1:18.216		91.08	0.583	16:25:38.434

P2 27 Richard HAYWARD — Yamaha TZR 250 - BC vehicle repairs/ Merlin Pipes

IDEAL LAP TIME : 1:19.284 BEST LAP TIME : 1:19.932 DIFFERENCE : 0.648

LAP	SECTOR 1	SECTOR 2	LAP TIME		MPH	DIFF	TIME OF DAY
1 -		28.609	1:23.718		85.10	3.786	16:17:51.584
2 -	51.402	28.530	***1:19.932***	(1)	***89.13***		***16:19:11.516***
3 -	51.616	***28.394***	1:20.010	(3)	89.04	0.078	16:20:31.526
4 -	51.644	28.667	1:20.311		88.71	0.379	16:21:51.837
5 -	51.528	28.429	1:19.957	(2)	89.10	0.025	16:23:11.794
6 -	***50.890***	29.231	1:20.121		88.92	0.189	16:24:31.915
7 -	51.674	28.559	1:20.233		88.79	0.301	16:25:52.148

P3 1 Alan COOPER — Yamaha TZR 250 - Twistgrip Motorcycles

IDEAL LAP TIME : 1:19.860 BEST LAP TIME : 1:20.075 DIFFERENCE : 0.215

LAP	SECTOR 1	SECTOR 2	LAP TIME		MPH	DIFF	TIME OF DAY
1 -		28.767	1:25.421		83.40	5.346	16:17:53.287
2 -	53.946	28.488	1:22.434		86.42	2.359	16:19:15.721
3 -	52.390	28.953	1:21.343		87.58	1.268	16:20:37.064
4 -	51.509	28.566	***1:20.075***	(1)	***88.97***		***16:21:57.139***
5 -	51.913	***28.372***	1:20.285	(3)	88.74	0.210	16:23:17.424
6 -	***51.488***	28.630	1:20.118	(2)	88.92	0.043	16:24:37.542
7 -	52.095	28.648	1:20.743		88.23	0.668	16:25:58.285

P4 166 Tom RIDLEY — Yamaha TZR 250 - Chamery Hall Roundhouses

IDEAL LAP TIME : 1:20.207 BEST LAP TIME : 1:20.311 DIFFERENCE : 0.104

LAP	SECTOR 1	SECTOR 2	LAP TIME		MPH	DIFF	TIME OF DAY
1 -		29.253	1:25.617		83.21	5.306	16:17:53.483
2 -	53.020	28.986	1:22.006		86.87	1.695	16:19:15.489
3 -	52.442	29.051	1:21.493		87.42	1.182	16:20:36.982
4 -	52.774	***28.500***	1:21.274		87.66	0.963	16:21:58.256
5 -	***51.707***	28.910	1:20.617	(2)	88.37	0.306	16:23:18.873
6 -	51.715	28.596	***1:20.311***	(1)	***88.71***		***16:24:39.184***
7 -	51.999	28.821	1:20.820	(3)	88.15	0.509	16:26:00.004

P5 61 Paul WELCH — Yamaha TZR 250 -

IDEAL LAP TIME : 1:20.345 BEST LAP TIME : 1:20.345 DIFFERENCE : 0.000

LAP	SECTOR 1	SECTOR 2	LAP TIME		MPH	DIFF	TIME OF DAY
1 -		29.557	1:25.664		83.16	5.319	16:17:53.530
2 -	52.534	28.920	1:21.454		87.46	1.109	16:19:14.984
3 -	52.801	29.091	1:21.892		87.00	1.547	16:20:36.876
4 -	52.125	29.121	1:21.246	(2)	87.69	0.901	16:21:58.122
5 -	51.627	29.624	1:21.251	(3)	87.68	0.906	16:23:19.373
6 -	***51.440***	***28.905***	***1:20.345***	(1)	***88.67***		***16:24:39.718***
7 -	53.416	29.421	1:22.837		86.00	2.492	16:26:02.555

Weather / Track : Bright / Dry

Donington Park National: 1.9790 miles
Date: 25/07/2026 Start: 16:16 Finish: 16:25

BMCRC - MRO Championships - Rnd 6 @ Donington Park National

Yamaha Past Masters

RACE 13 - SECTOR ANALYSIS

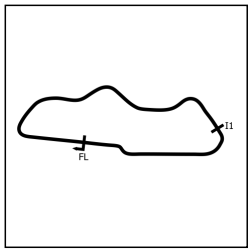

SECTOR 1 = FL to I1, SECTOR 2 = I1 to FL, DIFF = Difference To Personal Best Lap, P = Crossed Finish Line in Pit Lane, D = Time Disallowed

P6 26 Damian LEE — Yamaha TZR 250 - Leed Autos

IDEAL LAP TIME : 1:20.212 BEST LAP TIME : 1:20.569 DIFFERENCE : 0.357

LAP	SECTOR 1	SECTOR 2	LAP TIME		MPH	DIFF	TIME OF DAY
1 -		28.834	1:26.417		82.44	5.848	16:17:54.283
2 -	53.302	***28.675***	1:21.977		86.91	1.408	16:19:16.260
3 -	52.371	29.917	1:22.288		86.58	1.719	16:20:38.548
4 -	52.056	29.006	1:21.062	**(3)**	87.89	0.493	16:21:59.610
5 -	52.008	28.695	1:20.703	**(2)**	88.28	0.134	16:23:20.313
6 -	***51.537***	29.032	***1:20.569***	**(1)**	***88.42***		***16:24:40.882***
7 -	52.546	29.360	1:21.906		86.98	1.337	16:26:02.788

P7 34 C Paul NIELD — Yamaha TZR 250 - Ridesure

IDEAL LAP TIME : 1:20.656 BEST LAP TIME : 1:20.938 DIFFERENCE : 0.282

LAP	SECTOR 1	SECTOR 2	LAP TIME		MPH	DIFF	TIME OF DAY
1 -		***28.890***	1:26.083		82.76	5.145	16:17:53.949
2 -	52.966	29.069	1:22.035		86.84	1.097	16:19:15.984
3 -	52.300	28.951	1:21.251	**(3)**	87.68	0.313	16:20:37.235
4 -	52.732	28.948	1:21.680		87.22	0.742	16:21:58.915
5 -	52.022	28.916	***1:20.938***	**(1)**	***88.02***		***16:23:19.853***
6 -	***51.766***	29.447	1:21.213	**(2)**	87.72	0.275	16:24:41.066
7 -	52.521	29.360	1:21.881		87.01	0.943	16:26:02.947

P8 5 Steve MOODY — Yamaha TZR 250 -

IDEAL LAP TIME : 1:20.336 BEST LAP TIME : 1:21.131 DIFFERENCE : 0.795

LAP	SECTOR 1	SECTOR 2	LAP TIME		MPH	DIFF	TIME OF DAY
1 -		29.158	1:25.987		82.85	4.856	16:17:53.853
2 -	52.509	29.097	1:21.606		87.30	0.475	16:19:15.459
3 -	53.089	28.818	1:21.907		86.98	0.776	16:20:37.366
4 -	52.282	28.849	***1:21.131***	**(1)**	***87.81***		***16:21:58.497***
5 -	***51.723***	29.543	1:21.266	**(2)**	87.67	0.135	16:23:19.763
6 -	52.792	***28.613***	1:21.405	**(3)**	87.52	0.274	16:24:41.168
7 -	52.889	28.933	1:21.822		87.07	0.691	16:26:02.990

P9 31 C Abigail MARSHALL — Yamaha TZR 250 - Len Whalin Racing and Macrae Racing

IDEAL LAP TIME : 1:20.575 BEST LAP TIME : 1:20.801 DIFFERENCE : 0.226

LAP	SECTOR 1	SECTOR 2	LAP TIME		MPH	DIFF	TIME OF DAY
1 -		***28.642***	1:26.658		82.21	5.857	16:17:54.524
2 -	53.358	29.026	1:22.384		86.48	1.583	16:19:16.908
3 -	52.304	28.886	1:21.190	**(3)**	87.75	0.389	16:20:38.098
4 -	52.271	28.915	1:21.186	**(2)**	87.75	0.385	16:21:59.284
5 -	52.635	29.026	1:21.661		87.24	0.860	16:23:20.945
6 -	***51.933***	28.868	***1:20.801***	**(1)**	***88.17***		***16:24:41.746***
7 -	52.656	28.767	1:21.423		87.50	0.622	16:26:03.169

P10 45 C Robert WHITTAKER — Yamaha TZR 250 -

IDEAL LAP TIME : 1:22.034 BEST LAP TIME : 1:22.332 DIFFERENCE : 0.298

LAP	SECTOR 1	SECTOR 2	LAP TIME		MPH	DIFF	TIME OF DAY
1 -		***29.266***	1:29.643		79.47	7.311	16:17:57.509
2 -	53.175	29.462	1:22.637	**(2)**	86.21	0.305	16:19:20.146
3 -	53.406	29.348	1:22.754		86.09	0.422	16:20:42.900
4 -	53.764	29.290	1:23.054		85.78	0.722	16:22:05.954
5 -	***52.768***	29.564	***1:22.332***	**(1)**	***86.53***		***16:23:28.286***
6 -	53.180	29.511	1:22.691	**(3)**	86.15	0.359	16:24:50.977
7 -	53.044	29.762	1:22.806		86.04	0.474	16:26:13.783

BMCRC - MRO Championships - Rnd 6 @ Donington Park National

Yamaha Past Masters

RACE 13 - SECTOR ANALYSIS

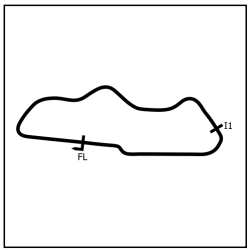

SECTOR 1 = FL to I1, SECTOR 2 = I1 to FL, DIFF = Difference To Personal Best Lap, P = Crossed Finish Line in Pit Lane, D = Time Disallowed

P11 64 C Iain DAVIS — Yamaha TZR 250 -

IDEAL LAP TIME : 1:22.903 BEST LAP TIME : 1:23.143 DIFFERENCE : 0.240

LAP	SECTOR 1	SECTOR 2	LAP TIME		MPH	DIFF	TIME OF DAY
1 -		29.205	1:28.458		80.54	5.315	16:17:56.324
2 -	54.167	***29.025***	1:23.192	**(2)**	85.64	0.049	16:19:19.516
3 -	***53.878***	29.265	***1:23.143***	**(1)**	***85.69***		***16:20:42.659***
4 -	54.800	29.734	1:24.534		84.28	1.391	16:22:07.193
5 -	54.211	29.558	1:23.769		85.05	0.626	16:23:30.962
6 -	54.022	29.375	1:23.397	**(3)**	85.43	0.254	16:24:54.359
7 -	54.121	29.650	1:23.771		85.04	0.628	16:26:18.130

P12 99 Calvin HOGAN — Yamaha TZR 250 - F.G Racing by Taymar M/c's

IDEAL LAP TIME : 1:22.686 BEST LAP TIME : 1:22.696 DIFFERENCE : 0.010

LAP	SECTOR 1	SECTOR 2	LAP TIME		MPH	DIFF	TIME OF DAY
1 -		***29.417***	1:27.667		81.26	4.971	16:17:55.533
2 -	***53.269***	29.427	***1:22.696***	**(1)**	***86.15***		***16:19:18.229***
3 -	53.974	29.864	1:23.838	**(3)**	84.98	1.142	16:20:42.067
4 -	54.222	30.299	1:24.521		84.29	1.825	16:22:06.588
5 -	54.018	30.047	1:24.065		84.75	1.369	16:23:30.653
6 -	53.425	29.963	1:23.388	**(2)**	85.43	0.692	16:24:54.041
7 -	54.100	30.342	1:24.442		84.37	1.746	16:26:18.483

P13 73 C Colvin TURNER — Yamaha TZR 250 -

IDEAL LAP TIME : 1:24.586 BEST LAP TIME : 1:25.567 DIFFERENCE : 0.981

LAP	SECTOR 1	SECTOR 2	LAP TIME		MPH	DIFF	TIME OF DAY
1 -		***30.163***	1:30.086		79.08	4.519	16:17:57.952
2 -	***54.423***	31.144	***1:25.567***	**(1)**	***83.26***		***16:19:23.519***
3 -	55.447	30.728	1:26.175		82.67	0.608	16:20:49.694
4 -	55.223	30.940	1:26.163	**(3)**	82.68	0.596	16:22:15.857
5 -	56.514	31.265	1:27.779		81.16	2.212	16:23:43.636
6 -	55.570	31.225	1:26.795		82.08	1.228	16:25:10.431
7 -	55.534	30.577	1:26.111	**(2)**	82.73	0.544	16:26:36.542

P14 333 C Mark STUBBERFIELD — Yamaha TZR 250 - Polished concrete London

IDEAL LAP TIME : 1:26.513 BEST LAP TIME : 1:26.601 DIFFERENCE : 0.088

LAP	SECTOR 1	SECTOR 2	LAP TIME		MPH	DIFF	TIME OF DAY
1 -		31.502	1:33.464		76.22	6.863	16:18:01.330
2 -	57.129	31.550	1:28.679		80.34	2.078	16:19:30.009
3 -	57.342	31.579	1:28.921		80.12	2.320	16:20:58.930
4 -	57.635	31.528	1:29.163		79.90	2.562	16:22:28.093
5 -	56.945	***30.709***	1:27.654	**(3)**	81.28	1.053	16:23:55.747
6 -	55.928	30.867	1:26.795	**(2)**	82.08	0.194	16:25:22.542
7 -	***55.804***	30.797	***1:26.601***	**(1)**	***82.26***		***16:26:49.143***

P15 55 C Nick SHORTER — Yamaha TZR 250 1KT - Humanicks Consulting Ltd

IDEAL LAP TIME : 1:26.917 BEST LAP TIME : 1:26.917 DIFFERENCE : 0.000

LAP	SECTOR 1	SECTOR 2	LAP TIME		MPH	DIFF	TIME OF DAY
1 -		31.177	1:35.302		74.75	8.385	16:18:03.168
2 -	57.001	31.382	1:28.383		80.61	1.466	16:19:31.551
3 -	56.528	31.294	1:27.822	**(3)**	81.12	0.905	16:20:59.373
4 -	56.811	31.127	1:27.938		81.01	1.021	16:22:27.311
5 -	56.720	31.130	1:27.850		81.10	0.933	16:23:55.161
6 -	***55.870***	***31.047***	***1:26.917***	**(1)**	***81.97***		***16:25:22.078***
7 -	55.907	31.890	1:27.797	**(2)**	81.14	0.880	16:26:49.875

BMCRC - MRO Championships - Rnd 6 @ Donington Park National

Yamaha Past Masters

RACE 13 - SECTOR ANALYSIS

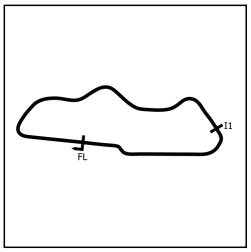

SECTOR 1 = FL to I1, SECTOR 2 = I1 to FL, DIFF = Difference To Personal Best Lap, P = Crossed Finish Line in Pit Lane, D = Time Disallowed

P16 69 C Mark ELLERAY — Yamaha TZR 250 - Abbot Solutions Ltd

IDEAL LAP TIME : 1:26.796 BEST LAP TIME : 1:27.153 DIFFERENCE : 0.357

LAP	SECTOR 1	SECTOR 2	LAP TIME		MPH	DIFF	TIME OF DAY
1 -		31.412	1:37.579		73.01	10.426	16:18:05.445
2 -	57.006	31.986	1:28.992		80.05	1.839	16:19:34.437
3 -	57.011	30.660	1:27.671	(3)	81.26	0.518	16:21:02.108
4 -	56.943	31.297	1:28.240		80.74	1.087	16:22:30.348
5 -	***56.181***	31.187	1:27.368	(2)	81.54	0.215	16:23:57.716
6 -	56.538	***30.615***	***1:27.153***	(1)	***81.74***		***16:25:24.869***
7 -	56.561	31.683	1:28.244		80.73	1.091	16:26:53.113

P17 50 JC Chris WHITLOCK — Yamaha TZR 250 - TVC technology solutions

IDEAL LAP TIME : 1:27.226 BEST LAP TIME : 1:27.507 DIFFERENCE : 0.281

LAP	SECTOR 1	SECTOR 2	LAP TIME		MPH	DIFF	TIME OF DAY
1 -		31.453	1:36.333		73.95	8.826	16:18:04.199
2 -	56.521	31.551	1:28.072	(3)	80.89	0.565	16:19:32.271
3 -	56.541	31.196	1:27.737	(2)	81.20	0.230	16:21:00.008
4 -	57.163	31.233	1:28.396		80.59	0.889	16:22:28.404
5 -	57.185	***31.069***	1:28.254		80.72	0.747	16:23:56.658
6 -	***56.157***	31.350	***1:27.507***	(1)	***81.41***		***16:25:24.165***
7 -	57.244	31.907	1:29.151		79.91	1.644	16:26:53.316

P18 162 Darren COOPER — Yamaha TZR 250 - Twistgrip Motorcycles

IDEAL LAP TIME : 1:26.854 BEST LAP TIME : 1:27.766 DIFFERENCE : 0.912

LAP	SECTOR 1	SECTOR 2	LAP TIME		MPH	DIFF	TIME OF DAY
1 -		31.158	1:36.012		74.20	8.246	16:18:03.878
2 -	56.887	32.006	1:28.893		80.14	1.127	16:19:32.771
3 -	56.538	31.396	1:27.934	(2)	81.02	0.168	16:21:00.705
4 -	56.954	31.767	1:28.721		80.30	0.955	16:22:29.426
5 -	56.603	31.163	***1:27.766***	(1)	***81.17***		***16:23:57.192***
6 -	57.863	***30.726***	1:28.589	(3)	80.42	0.823	16:25:25.781
7 -	***56.128***	32.795	1:28.923		80.12	1.157	16:26:54.704

P19 62 JC David PATERSON — Yamaha TZR 250 - The love of a good woman

IDEAL LAP TIME : 1:27.495 BEST LAP TIME : 1:27.722 DIFFERENCE : 0.227

LAP	SECTOR 1	SECTOR 2	LAP TIME		MPH	DIFF	TIME OF DAY
1 -		31.049	1:36.466		73.85	8.744	16:18:04.332
2 -	57.455	31.527	1:28.982		80.06	1.260	16:19:33.314
3 -	56.837	30.963	1:27.800	(2)	81.14	0.078	16:21:01.114
4 -	57.437	31.462	1:28.899		80.14	1.177	16:22:30.013
5 -	58.044	31.074	1:29.118		79.94	1.396	16:23:59.131
6 -	56.934	***30.788***	***1:27.722***	(1)	***81.21***		***16:25:26.853***
7 -	***56.707***	31.154	1:27.861	(3)	81.08	0.139	16:26:54.714

P20 297 C Peter NICHOLLS — Yamaha TZR 250 -

IDEAL LAP TIME : 1:27.053 BEST LAP TIME : 1:27.112 DIFFERENCE : 0.059

LAP	SECTOR 1	SECTOR 2	LAP TIME		MPH	DIFF	TIME OF DAY
1 -		32.519	1:38.993		71.97	11.881	16:18:06.859
2 -	58.492	31.793	1:30.285		78.91	3.173	16:19:37.144
3 -	56.667	31.656	1:28.323		80.66	1.211	16:21:05.467
4 -	56.787	31.058	1:27.845	(3)	81.10	0.733	16:22:33.312
5 -	***56.248***	31.491	1:27.739	(2)	81.20	0.627	16:24:01.051
6 -	56.307	***30.805***	***1:27.112***	(1)	***81.78***		***16:25:28.163***
7 -	56.438	31.466	1:27.904		81.05	0.792	16:26:56.067

BMCRC - MRO Championships - Rnd 6 @ Donington Park National

Yamaha Past Masters

RACE 13 - SECTOR ANALYSIS

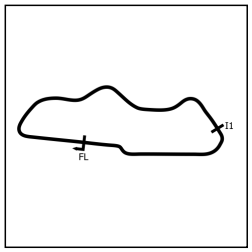

SECTOR 1 = FL to I1, SECTOR 2 = I1 to FL, DIFF = Difference To Personal Best Lap, P = Crossed Finish Line in Pit Lane, D = Time Disallowed

P21 199 C Michael FROST — Yamaha TZR 250 -

IDEAL LAP TIME : 1:27.345 BEST LAP TIME : 1:28.128 DIFFERENCE : 0.783

LAP	SECTOR 1	SECTOR 2	LAP TIME		MPH	DIFF	TIME OF DAY
1 -		31.702	1:33.997		75.79	5.869	16:18:01.863
2 -	56.976	31.924	1:28.900	(3)	80.14	0.772	16:19:30.763
3 -	56.879	32.126	1:29.005		80.04	0.877	16:20:59.768
4 -	57.127	32.082	1:29.209		79.86	1.081	16:22:28.977
5 -	57.360	31.142	1:28.502	(2)	80.50	0.374	16:23:57.479
6 -	57.027	***31.101***	***1:28.128***	(1)	***80.84***		***16:25:25.607***
7 -	***56.244***	37.362	1:33.606		76.11	5.478	16:26:59.213

P22 42 C Martin PEARSON — Yamaha TZR 250 - Viking Consultants

IDEAL LAP TIME : 1:27.321 BEST LAP TIME : 1:27.321 DIFFERENCE : 0.000

LAP	SECTOR 1	SECTOR 2	LAP TIME		MPH	DIFF	TIME OF DAY
1 -		31.954	1:35.729		74.42	8.408	16:18:03.595
2 -	56.927	31.492	1:28.419	(3)	80.57	1.098	16:19:32.014
3 -	56.709	31.748	1:28.457		80.54	1.136	16:21:00.471
4 -	57.443	31.266	1:28.709		80.31	1.388	16:22:29.180
5 -	***56.387***	31.491	1:27.878	(2)	81.07	0.557	16:23:57.058
6 -	***56.387***	***30.934***	***1:27.321***	(1)	***81.59***		***16:25:24.379***
7 -	1:44.766	36.789	2:21.555		50.33	54.234	16:27:45.934

P23 100 C Nathan WISNIEWSKI — Yamaha TZR 250 - Mad Biker Designs

IDEAL LAP TIME : 1:30.228 BEST LAP TIME : 1:30.228 DIFFERENCE : 0.000

LAP	SECTOR 1	SECTOR 2	LAP TIME		MPH	DIFF	TIME OF DAY
1 -		32.013	1:39.577		71.54	9.349	16:18:07.443
2 -	59.157	31.802	1:30.959		78.32	0.731	16:19:38.402
3 -	58.948	31.537	1:30.485	(2)	78.73	0.257	16:21:08.887
4 -	***58.692***	***31.536***	***1:30.228***	(1)	***78.96***		***16:22:39.115***
5 -	59.237	31.765	1:31.002		78.29	0.774	16:24:10.117
6 -	59.113	31.837	1:30.950	(3)	78.33	0.722	16:25:41.067

P24 228 Clive EMERSON — Yamaha RD 350 YPVS -

IDEAL LAP TIME : 1:30.410 BEST LAP TIME : 1:30.545 DIFFERENCE : 0.135

LAP	SECTOR 1	SECTOR 2	LAP TIME		MPH	DIFF	TIME OF DAY
1 -		32.417	1:39.338		71.72	8.793	16:18:07.204
2 -	1:00.012	***31.928***	1:31.940		77.49	1.395	16:19:39.144
3 -	58.841	32.449	1:31.290	(3)	78.04	0.745	16:21:10.434
4 -	59.602	32.067	1:31.669		77.72	1.124	16:22:42.103
5 -	***58.482***	32.063	***1:30.545***	(1)	***78.68***		***16:24:12.648***
6 -	58.635	32.234	1:30.869	(2)	78.40	0.324	16:25:43.517

P25 67 C Mark BAILEY — Yamaha TZR 250 - Elite AC Ltd. madbikerdesigns

IDEAL LAP TIME : 1:29.806 BEST LAP TIME : 1:30.032 DIFFERENCE : 0.226

LAP	SECTOR 1	SECTOR 2	LAP TIME		MPH	DIFF	TIME OF DAY
1 -		***32.410***	1:38.237		72.52	8.205	16:18:06.103
2 -	59.034	33.126	1:32.160		77.30	2.128	16:19:38.263
3 -	58.725	33.148	1:31.873	(3)	77.54	1.841	16:21:10.136
4 -	59.958	33.368	1:33.326		76.34	3.294	16:22:43.462
5 -	58.233	32.561	1:30.794	(2)	78.47	0.762	16:24:14.256
6 -	***57.396***	32.636	***1:30.032***	(1)	***79.13***		***16:25:44.288***

BMCRC - MRO Championships - Rnd 6 @ Donington Park National

Yamaha Past Masters

RACE 13 - SECTOR ANALYSIS

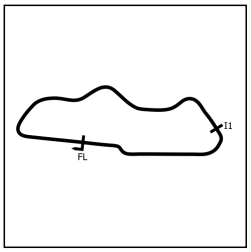

SECTOR 1 = FL to I1, SECTOR 2 = I1 to FL, DIFF = Difference To Personal Best Lap, P = Crossed Finish Line in Pit Lane, D = Time Disallowed

P26 3 JC Becky McKENZIE Yamaha TZR 251 -

IDEAL LAP TIME : 1:32.740 BEST LAP TIME : 1:33.015 DIFFERENCE : 0.275

LAP	SECTOR 1	SECTOR 2	LAP TIME		MPH	DIFF	TIME OF DAY
1 -		33.350	1:42.439		69.54	9.424	16:18:10.305
2 -	1:01.016	***32.233***	1:33.249	**(2)**	76.40	0.234	16:19:43.554
3 -	***1:00.507***	32.508	***1:33.015***	**(1)**	***76.59***		***16:21:16.569***
4 -	1:00.633	33.027	1:33.660	**(3)**	76.06	0.645	16:22:50.229
5 -	1:01.024	33.215	1:34.239		75.60	1.224	16:24:24.468
6 -	1:01.119	32.770	1:33.889		75.88	0.874	16:25:58.357

P27 36 JC Phil ZANUTTO Yamaha TZR 250 - App racing/papyrus

IDEAL LAP TIME : 1:34.993 BEST LAP TIME : 1:35.673 DIFFERENCE : 0.680

LAP	SECTOR 1	SECTOR 2	LAP TIME		MPH	DIFF	TIME OF DAY
1 -		***33.192***	1:43.583		68.78	7.910	16:18:11.449
2 -	1:02.185	33.488	***1:35.673***	**(1)**	***74.46***		***16:19:47.122***
3 -	1:02.115	33.620	1:35.735	**(3)**	74.42	0.062	16:21:22.857
4 -	1:01.985	33.690	1:35.675	**(2)**	74.46	0.002	16:22:58.532
5 -	***1:01.801***	34.437	1:36.238		74.03	0.565	16:24:34.770
6 -	1:02.809	33.576	1:36.385		73.91	0.712	16:26:11.155

P28 10 JC Hugh BRIGHTON Yamaha TZR 250 2MA -

IDEAL LAP TIME : 1:34.267 BEST LAP TIME : 1:35.060 DIFFERENCE : 0.793

LAP	SECTOR 1	SECTOR 2	LAP TIME		MPH	DIFF	TIME OF DAY
1 -		33.817	1:45.034		67.83	9.974	16:18:12.900
2 -	1:02.564	34.234	1:36.798		73.60	1.738	16:19:49.698
3 -	1:01.735	33.768	1:35.503	**(3)**	74.60	0.443	16:21:25.201
4 -	1:01.579	***33.646***	1:35.225	**(2)**	74.81	0.165	16:23:00.426
5 -	***1:00.621***	34.439	***1:35.060***	**(1)**	***74.94***		***16:24:35.486***
6 -	1:02.424	34.150	1:36.574		73.77	1.514	16:26:12.060

P29 77 JC Adam COLLINS Yamaha TZR 250 - 2 Cows Racing

IDEAL LAP TIME : 1:27.233 BEST LAP TIME : 1:27.233 DIFFERENCE : 0.000

LAP	SECTOR 1	SECTOR 2	LAP TIME		MPH	DIFF	TIME OF DAY
1 -		31.957	1:36.397		73.90	9.164	16:18:04.263
2 -	57.018	33.084	1:30.102	**(2)**	79.07	2.869	16:19:34.365
3 -	***56.008***	***31.225***	***1:27.233***	**(1)**	***81.67***		***16:21:01.598***
4 -	1:09.525	IN PIT	1:59.934	**P**	59.40	32.701	16:23:01.532

BMCRC - MRO Championships - Rnd 6 @ Donington Park National

Yamaha Past Masters

RACE 13 - BEST SECTORS

	SECTOR 1		SECTOR 2	
POS	NO	TIME	NO	TIME
1	**51**	**49.928**	**51**	**27.628**
2	**27**	**50.890**	**1**	**28.372**
3	**61**	**51.440**	**27**	**28.394**
4	**1**	**51.488**	**166**	**28.500**
5	**26**	**51.537**	**5**	**28.613**
6	**166**	**51.707**	**31**	**28.642**
7	**5**	**51.723**	**26**	**28.675**
8	**34**	**51.766**	**34**	**28.890**
9	**31**	**51.933**	**61**	**28.905**
10	**45**	**52.768**	**64**	**29.025**
11	**99**	**53.269**	**45**	**29.266**
12	**64**	**53.878**	**99**	**29.417**
13	**73**	**54.423**	**73**	**30.163**
14	**333**	**55.804**	**69**	**30.615**
15	**55**	**55.870**	**333**	**30.709**
16	**77**	**56.008**	**162**	**30.726**
17	**162**	**56.128**	**62**	**30.788**
18	**50**	**56.157**	**297**	**30.805**
19	**69**	**56.181**	**42**	**30.934**
20	**199**	**56.244**	**55**	**31.047**
21	**297**	**56.248**	**50**	**31.069**
22	**42**	**56.387**	**199**	**31.101**
23	**62**	**56.707**	**77**	**31.225**
24	**67**	**57.396**	**100**	**31.536**
25	**228**	**58.482**	**228**	**31.928**
26	**100**	**58.692**	**3**	**32.233**
27	**3**	**1:00.507**	**67**	**32.410**
28	**10**	**1:00.621**	**36**	**33.192**
29	**36**	**1:01.801**	**10**	**33.646**

IDEAL / BEST COMPARISON

PERFECT LAP 1:17.556

POS	NO	NAME	IDEAL	BEST	DIFF
1	**51**	WHOLEY	1:17.556	1:17.633	**0.077**
2	**27**	HAYWARD	1:19.284	1:19.932	**0.648**
3	**1**	COOPER	1:19.860	1:20.075	**0.215**
4	**166**	RIDLEY	1:20.207	1:20.311	**0.104**
5	**26**	LEE	1:20.212	1:20.569	**0.357**
6	**5**	MOODY	1:20.336	1:21.131	**0.795**
7	**61**	WELCH	1:20.345	1:20.345	**0.000**
8	**31**	MARSHALL	1:20.575	1:20.801	**0.226**
9	**34**	NIELD	1:20.656	1:20.938	**0.282**
10	**45**	WHITTAKER	1:22.034	1:22.332	**0.298**
11	**99**	HOGAN	1:22.686	1:22.696	**0.010**
12	**64**	DAVIS	1:22.903	1:23.143	**0.240**
13	**73**	TURNER	1:24.586	1:25.567	**0.981**
14	**333**	STUBBERFIELD	1:26.513	1:26.601	**0.088**
15	**69**	ELLERAY	1:26.796	1:27.153	**0.357**
16	**162**	COOPER	1:26.854	1:27.766	**0.912**
17	**55**	SHORTER	1:26.917	1:26.917	**0.000**
18	**297**	NICHOLLS	1:27.053	1:27.112	**0.059**
19	**50**	WHITLOCK	1:27.226	1:27.507	**0.281**
20	**77**	COLLINS	1:27.233	1:27.233	**0.000**
21	**42**	PEARSON	1:27.321	1:27.321	**0.000**
22	**199**	FROST	1:27.345	1:28.128	**0.783**
23	**62**	PATERSON	1:27.495	1:27.722	**0.227**
24	**67**	BAILEY	1:29.806	1:30.032	**0.226**
25	**100**	WISNIEWSKI	1:30.228	1:30.228	**0.000**
26	**228**	EMERSON	1:30.410	1:30.545	**0.135**
27	**3**	McKENZIE	1:32.740	1:33.015	**0.275**
28	**10**	BRIGHTON	1:34.267	1:35.060	**0.793**
29	**36**	ZANUTTO	1:34.993	1:35.673	**0.680**

Weather / Track : Bright / Dry

Donington Park National: 1.9790 miles
Date: 25/07/2026 Start: 16:16 Finish: 16:25

Results can be found at www.tsl-timing.com

Printed - 16:28 Saturday, 25 July 2026

BMCRC - MRO Championships - Rnd 6 @ Donington Park National

Yamaha Past Masters

RACE 13 - STATISTICS

Competitors Started	29
Planned Start	2026-07-25 @ 15:47:00.000
Actual Start	2026-07-25 @ 16:16:27.865
Finish Time	2026-07-25 @ 16:25:38.433
Track Length	1.9790mi.
Total Laps	194
Total Distance Covered	383.9390mi.

Session Fastest Lap History

NO	CL	NAME	LAP TIME	TIME OF DAY	LAP	VEHICLE
51		**Kevin WHOLEY**	**1:17.955**	16:19:08.072	2	Yamaha TZR 250
51		**Kevin WHOLEY**	**1:17.742**	16:21:44.136	4	Yamaha TZR 250
51		**Kevin WHOLEY**	**1:17.633**	16:23:01.769	5	Yamaha TZR 250

Session Leader History

NO	CL	NAME	FROM LAP	LAPS LED	DISTANCE	VEHICLE
51		**Kevin WHOLEY**	1	7	13.81 miles	Yamaha TZR 250

Flag History

TYPE	TIME OF DAY
GREEN	16:16:27.865
FINISH	16:25:38.433

Flag Statistics

TYPE	COUNT	TOTAL LAPS	TOTAL TIME
Green	1	7	11:23.416
Red	0	0	0.000
Safety Car	0	0	0.000
FCY	0	0	0.000

BMCRC - MRO Championships - Rnd 6 @ Donington Park National

Yamaha Past Masters

RACE 13 - STATISTICS

CLASS : 10 Starters

Fastest Lap History

NO	NAME	LAP TIME	TIME OF DAY	LAP	VEHICLE
51	**Kevin WHOLEY**	**1:17.955**	16:19:08.072	2	Yamaha TZR 250
51	**Kevin WHOLEY**	**1:17.742**	16:21:44.136	4	Yamaha TZR 250
51	**Kevin WHOLEY**	**1:17.633**	16:23:01.769	5	Yamaha TZR 250

Leader History

NO	NAME	FROM LAP	LAPS LED	DISTANCE	VEHICLE
51	**Kevin WHOLEY**	1	7	13.81 miles	Yamaha TZR 250

BMCRC - MRO Championships - Rnd 6 @ Donington Park National

Yamaha Past Masters

RACE 13 - STATISTICS

CLASS : C

13 Starters

Fastest Lap History

NO	NAME	LAP TIME	TIME OF DAY	LAP	VEHICLE
34	**Paul NIELD**	**1:22.035**	16:19:15.984	2	Yamaha TZR 250
34	**Paul NIELD**	**1:21.251**	16:20:37.235	3	Yamaha TZR 250
31	**Abigail MARSHALL**	**1:21.190**	16:20:38.098	3	Yamaha TZR 250
31	**Abigail MARSHALL**	**1:21.186**	16:21:59.284	4	Yamaha TZR 250
34	**Paul NIELD**	**1:20.938**	16:23:19.853	5	Yamaha TZR 250
31	**Abigail MARSHALL**	**1:20.801**	16:24:41.746	6	Yamaha TZR 250

Leader History

NO	NAME	FROM LAP	LAPS LED	DISTANCE	VEHICLE
34	**Paul NIELD**	1	7	13.81 miles	Yamaha TZR 250

BMCRC - MRO Championships - Rnd 6 @ Donington Park National

Yamaha Past Masters

RACE 13 - STATISTICS

CLASS : JC

6 Starters

Fastest Lap History

NO	NAME	LAP TIME	TIME OF DAY	LAP	VEHICLE
50	**Chris WHITLOCK**	**1:28.072**	16:19:32.271	2	Yamaha TZR 250
50	**Chris WHITLOCK**	**1:27.737**	16:21:00.008	3	Yamaha TZR 250
77	**Adam COLLINS**	**1:27.233**	16:21:01.598	3	Yamaha TZR 250

Leader History

NO	NAME	FROM LAP	LAPS LED	DISTANCE	VEHICLE
50	**Chris WHITLOCK**	1	7	13.81 miles	Yamaha TZR 250

BMCRC - MRO Championships - Rnd 6 @ Donington Park National

Yamaha Past Masters

RACE 3 - GRID (10 Laps)

ROW 11	33	46	Kevin MARSHALL	32	52	Haydon SMITH	31	911 Adam SHERIFF
ROW 10	30	110	Mark HAIGH	29	36	Phil ZANUTTO 1:35.673	28	10 Hugh BRIGHTON 1:35.060
ROW 9	27	3	Becky McKENZIE 1:33.015	26	228	Clive EMERSON 1:30.545	25	100 Nathan WISNIEWSKI 1:30.228
ROW 8	24	67	Mark BAILEY 1:30.032	23	199	Michael FROST 1:28.128	22	162 Darren COOPER 1:27.766
ROW 7	21	62	David PATERSON 1:27.722	20	50	Chris WHITLOCK 1:27.507	19	42 Martin PEARSON 1:27.321
ROW 6	18	77	Adam COLLINS 1:27.233	17	69	Mark ELLERAY 1:27.153	16	297 Peter NICHOLLS 1:27.112
ROW 5	15	55	Nick SHORTER 1:26.917	14	333	Mark STUBBERFIELD 1:26.601	13	73 Colvin TURNER 1:25.567
ROW 4	12	64	Iain DAVIS 1:23.143	11	99	Calvin HOGAN 1:22.696	10	45 Robert WHITTAKER 1:22.332
ROW 3	9	5	Steve MOODY 1:21.131	8	34	Paul NIELD 1:20.938	7	31 Abigail MARSHALL 1:20.801
ROW 2	6	26	Damian LEE 1:20.569	5	61	Paul WELCH 1:20.345	4	166 Tom RIDLEY 1:20.311
ROW 1	3	1	Alan COOPER 1:20.075	2	27	Richard HAYWARD 1:19.932	1	51 Kevin WHOLEY 1:17.633

Pole

These results are provisional until the conclusion of any judicial and technical matters.

Donington Park National: 1.9790 miles

Clerk Of Course: Caroline Patterson / Andy Brown	Timekeeper: Richard Evans	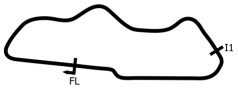

Results can be found at www.tsl-timing.com

Printed - 16:30 Saturday, 25 July 2026

BMCRC - MRO Championships - Rnd 6 @ Donington Park National

Yamaha Past Masters

RACE 3 - CLASSIFICATION

Race Distance: 9 Laps / 17.81 miles

POS	NO	CL	PIC	NAME	ENTRY	LAPS	TIME	GAP	DIFF	MPH	BEST	ON	GRD	↑↓
1	51		1	Kevin WHOLEY	Yamaha TZR 250 - Twistgrip Motorcycles	9	12:23.740			86.03	1:20.262	7	1	0
2	1		2	Alan COOPER	Yamaha TZR 250 - Twistgrip Motorcycles	9	12:29.076	5.336	5.336	85.41	1:20.863	7	3	1
3	27		3	Richard HAYWARD	Yamaha TZR 250 - BC vehicle repairs/ Merlin Pipes	9	12:29.341	5.601	0.265	85.38	1:20.642	9	2	-1
4	110		4	Mark HAIGH	Yamaha TZR 250 - Chesterfield CarClinic/2T	9	12:30.269	6.529	0.928	85.28	1:20.543	7	30	26
5	166		5	Tom RIDLEY	Yamaha TZR 250 - Chamery Hall Roundhouses	9	12:31.390	7.650	1.121	85.15	1:20.992	6	4	-1
6	5		6	Steve MOODY	Yamaha TZR 250 -	9	12:33.554	9.814	2.164	84.91	1:21.447	8	9	3
7	26		7	Damian LEE	Yamaha TZR 250 - Leed Autos	9	12:33.912	10.172	0.358	84.87	1:21.556	8	6	-1
8	61		8	Paul WELCH	Yamaha TZR 250 -	9	12:35.589	11.849	1.677	84.68	1:21.838	8	5	-3
9	31	C	1	Abigail MARSHALL	Yamaha TZR 250 - Len Whalin Racing and Macrae Racing	9	12:36.572	12.832	0.983	84.57	1:22.160	5	7	-2
10	34	C	2	Paul NIELD	Yamaha TZR 250 - Ridesure	9	12:36.709	12.969	0.137	84.55	1:21.576	5	8	-2
11	99		9	Calvin HOGAN	Yamaha TZR 250 - F.G Racing by Taymar M/c's	9	13:00.784	37.044	24.075	81.95	1:24.928	6	11	0
12	45	C	3	Robert WHITTAKER	Yamaha TZR 250 -	9	13:37.611	1:13.871	36.827	78.25	1:26.146	8	10	-2
13	55	C	4	Nick SHORTER	Yamaha TZR 250 1KT - Humanicks Consulting Ltd	9	13:41.902	1:18.162	4.291	77.85	1:26.823	7	15	2
14	73	C	5	Colvin TURNER	Yamaha TZR 250 -	9	13:48.703	1:24.963	6.801	77.21	1:26.802	8	13	-1
15	911		10	Adam SHERIFF	Yamaha TZR 250 - KBS motorsport	9	13:49.191	1:25.451	0.488	77.16	1:28.782	6	31	16
16	297	C	6	Peter NICHOLLS	Yamaha TZR 250 -	9	13:51.583	1:27.843	2.392	76.94	1:28.215	9	16	0
17	77	JC	1	Adam COLLINS	Yamaha TZR 250 - 2 Cows Racing	9	13:51.638	1:27.898	0.055	76.93	1:29.084	9	18	1
18	333	C	7	Mark STUBBERFIELD	Yamaha TZR 250 - Polished concrete London	8	12:24.244	1 Lap	1 Lap	76.40	1:28.618	8	14	-4
19	69	C	8	Mark ELLERAY	Yamaha TZR 250 - Abbot Solutions Ltd	8	12:25.793	1 Lap	1.549	76.24	1:28.222	8	17	-2
20	42	C	9	Martin PEARSON	Yamaha TZR 250 - Viking Consultants	8	12:27.673	1 Lap	1.880	76.05	1:30.511	8	19	-1
21	50	JC	2	Chris WHITLOCK	Yamaha TZR 250 - TVC technology solutions	8	12:33.290	1 Lap	5.617	75.48	1:28.924	8	20	-1
22	162		11	Darren COOPER	Yamaha TZR 250 - Twistgrip Motorcycles	8	12:33.865	1 Lap	0.575	75.42	1:30.201	7	22	0
23	199	C	10	Michael FROST	Yamaha TZR 250 -	8	12:35.410	1 Lap	1.545	75.27	1:30.019	7	23	0
24	100	C	11	Nathan WISNIEWSKI	Yamaha TZR 250 - Mad Biker Designs	8	12:40.488	1 Lap	5.078	74.76	1:30.917	6	25	1
25	228		12	Clive EMERSON	Yamaha RD 350 YPVS -	8	12:50.981	1 Lap	10.493	73.75	1:32.821	5	26	1
26	67	C	12	Mark BAILEY	Yamaha TZR 250 - Elite AC Ltd. madbikerdesigns	8	13:14.687	1 Lap	23.706	71.55	1:36.020	7	24	-2

NOT CLASSIFIED

DNF	3	JC		Becky McKENZIE	Yamaha TZR 251 -	2	3:39.875	7 Laps	6 Laps	64.18			27	

NOT STARTED

NS	64	C		Iain DAVIS	Yamaha TZR 250 -								12	
NS	62	JC		David PATERSON	Yamaha TZR 250 - The love of a good woman								21	
NS	10	JC		Hugh BRIGHTON	Yamaha TZR 250 2MA -								28	
NS	36	JC		Phil ZANUTTO	Yamaha TZR 250 - App racing/papyrus								29	
NS	52			Haydon SMITH	Yamaha TZR 250 - HI-Precision Engineering Ltd								32	
NS	46	C		Kevin MARSHALL	Yamaha TZR 250 - Stacey Processing								33	

FASTEST LAP

	51		Kevin WHOLEY	Yamaha TZR 250 - Twistgrip Motorcycles	7	1:20.262	88.76 mph	142.85 kph	
	34	C	Paul NIELD	Yamaha TZR 250 - Ridesure	5	1:21.576	87.33 mph	140.55 kph	
	50	JC	Chris WHITLOCK	Yamaha TZR 250 - TVC technology solutions	8	1:28.924	80.12 mph	128.94 kph	

Class - 92.5% of Race Speed = 79.57 mph
Class C - 92.5% of Race Speed = 78.22 mph
Class JC - 92.5% of Race Speed = 71.16 mph

Weather / Track : Cloudy / Dry
These results are provisional until the conclusion of any judicial and technical matters.

Date: 26/07/2026 Start: 10:55 Finish: 11:07
Donington Park National: 1.9790 miles

Clerk Of Course: Caroline Patterson / Andy Brown	Timekeeper: Richard Evans	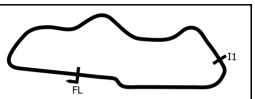

Results can be found at www.tsl-timing.com

Printed - 11:10 Sunday, 26 July 2026

BMCRC - MRO Championships - Rnd 6 @ Donington Park National

Yamaha Past Masters

RACE 3 - LAP CHART

LAP 1 @ 10:56:57.037

NO	BEHIND	LAP TIME
51		1:26.750
27	1.309	1:28.059
61	1.789	1:28.539
26	2.629	1:29.379
1	2.733	1:29.483
166	3.330	1:30.080
5	3.410	1:30.160
34	3.602	1:30.352
31	4.040	1:30.790
99	4.751	1:31.501
110	5.175	1:31.925
333	9.940	1:36.690
911	11.106	1:37.856
45	11.272	1:38.022
73	11.345	1:38.095
42	11.834	1:38.584
55	12.119	1:38.869
77	12.318	1:39.068
50	13.192	1:39.942
67	16.173	1:42.923
162	16.326	1:43.076
297	16.520	1:43.270
199	16.788	1:43.538
69	17.123	1:43.873
100	17.172	1:43.922
228	18.843	1:45.593
3	20.857	1:47.607

LAP 2 @ 10:58:22.239

NO	BEHIND	LAP TIME
51		1:25.202
61	1.586	1:24.999
27	1.820	1:25.713
5	1.941	1:23.733
26	2.368	1:24.941
1	2.451	1:24.920
166	3.039	1:24.911
34	3.286	1:24.886
31	3.888	1:25.050
110	5.364	1:25.391
99	9.191	1:29.642
911	21.644	1:35.740
45	22.356	1:36.286
333	23.407	1:38.669
77	23.666	1:36.550
73	24.555	1:38.412
42	24.732	1:38.100
55	25.263	1:38.346
297	26.516	1:35.198
50	27.540	1:39.550
162	28.899	1:37.775
199	29.951	1:38.365
69	30.646	1:38.725
100	31.828	1:39.858
67	33.568	1:42.597
228	34.174	1:40.533
3	47.923	1:52.268 **P**

LAP 3 @ 10:59:45.954

NO	BEHIND	LAP TIME
51		1:23.715
27	3.426	1:25.321
5	3.530	1:25.304
61	3.654	1:25.783
1	4.109	1:25.373
26	4.641	1:25.988
166	4.700	1:25.376
31	4.969	1:24.796
110	5.321	1:23.672
34	5.322	1:25.751
99	12.890	1:27.414
911	31.802	1:33.873
45	32.372	1:33.731
77	33.501	1:33.550
333	34.613	1:34.921
55	35.551	1:34.003
42	35.703	1:34.686
297	36.390	1:33.589
73	40.943	1:40.103
50	41.109	1:37.284
69	41.512	1:34.581
162	41.840	1:36.656
199	42.313	1:36.077
100	42.856	1:34.743
228	47.477	1:37.018
67	53.395	1:43.542

LAP 4 @ 11:01:07.894

NO	BEHIND	LAP TIME
51		1:21.940
1	4.389	1:22.220
5	4.564	1:22.974
27	5.163	1:23.677
26	5.596	1:22.895
61	5.771	1:24.057
166	6.159	1:23.399
110	6.275	1:22.894
31	7.105	1:24.076
34	7.216	1:23.834
99	15.940	1:24.990
45	42.533	1:32.101
911	42.812	1:32.950
77	43.452	1:31.891
55	44.115	1:30.504
333	45.194	1:32.521
42	46.428	1:32.665
297	47.168	1:32.718
69	52.036	1:32.464
73	52.953	1:33.950
162	54.391	1:34.491
199	55.536	1:35.163
50	55.601	1:36.432
100	55.733	1:34.817
228	59.570	1:34.033
67	1:10.711	1:39.256

LAP 5 @ 11:02:29.321

NO	BEHIND	LAP TIME
51		1:21.427
1	5.222	1:22.260
5	5.378	1:22.241
27	5.474	1:21.738
26	5.781	1:21.612
166	6.691	1:21.959
110	7.001	1:22.153
61	7.034	1:22.690
34	7.365	1:21.576
31	7.838	1:22.160
99	20.061	1:25.548
45	51.703	1:30.597
911	51.888	1:30.503
55	52.513	1:29.825
77	52.988	1:30.963
333	55.800	1:32.033
42	56.177	1:31.176
297	56.345	1:30.604
73	1:00.074	1:28.548
69	1:00.528	1:29.919
162	1:03.992	1:31.028
50	1:05.417	1:31.243
199	1:05.922	1:31.813
100	1:06.833	1:32.527
228	1:10.964	1:32.821

LAP 6 @ 11:03:50.392

NO	BEHIND	LAP TIME
51		1:21.071
67	1 Lap	1:37.066
1	5.892	1:21.741
5	6.196	1:21.889
27	6.344	1:21.941
166	6.612	1:20.992
26	7.204	1:22.494
110	7.355	1:21.425
61	8.122	1:22.159
34	8.622	1:22.328
31	9.377	1:22.610
99	23.918	1:24.928
45	57.552	1:26.920
55	59.501	1:28.059
911	59.599	1:28.782
77	1:02.127	1:30.210
297	1:04.914	1:29.640
333	1:05.212	1:30.483
42	1:05.937	1:30.831
73	1:06.045	1:27.042
69	1:08.711	1:29.254
162	1:13.231	1:30.310
50	1:14.830	1:30.484
199	1:15.209	1:30.358
100	1:16.679	1:30.917

LAP 7 @ 11:05:10.654

NO	BEHIND	LAP TIME
51		1:20.262
228	1 Lap	1:33.823
1	6.493	1:20.863
27	7.362	1:21.280
110	7.636	1:20.543
166	7.869	1:21.519
5	8.538	1:22.604
26	10.044	1:23.102
34	10.220	1:21.860
61	10.434	1:22.574
31	11.589	1:22.474
67	1 Lap	1:36.331
99	29.747	1:26.091
45	1:03.664	1:26.374
55	1:06.062	1:26.823
911	1:10.410	1:31.073
77	1:12.828	1:30.963
73	1:13.538	1:27.755
297	1:14.326	1:29.674
333	1:15.259	1:30.309
42	1:16.795	1:31.120
69	1:17.204	1:28.755

LAP 8 @ 11:06:31.901

NO	BEHIND	LAP TIME
51		1:21.247
162	1 Lap	1:30.201
50	1 Lap	1:29.431
199	1 Lap	1:30.019
1	6.376	1:21.130
100	1 Lap	1:31.272
27	7.085	1:20.970
110	7.830	1:21.441
166	8.073	1:21.451
5	8.738	1:21.447
26	10.353	1:21.556
61	11.025	1:21.838
34	11.290	1:22.317
31	12.630	1:22.288
228	1 Lap	1:34.082
99	33.959	1:25.459
67	1 Lap	1:36.020
45	1:08.563	1:26.146
55	1:12.414	1:27.599
911	1:18.161	1:28.998
73	1:19.093	1:26.802
77	1:20.940	1:29.359
297	1:21.754	1:28.675

LAP 9 @ 11:07:54.027

NO	BEHIND	LAP TIME
51		1:22.126
333	1 Lap	1:28.618
69	1 Lap	1:28.222
42	1 Lap	1:30.511
1	5.336	1:21.086
27	5.601	1:20.642
110	6.529	1:20.825
166	7.650	1:21.703
50	1 Lap	1:28.924
5	9.814	1:23.202
162	1 Lap	1:30.328
26	10.172	1:21.945
199	1 Lap	1:30.077
61	11.849	1:22.950
31	12.832	1:22.328
34	12.969	1:23.805
100	1 Lap	1:32.432
228	1 Lap	1:33.078
99	37.044	1:25.211
67	1 Lap	1:36.952
45	1:13.871	1:27.434
55	1:18.162	1:27.874
73	1:24.963	1:27.996
911	1:25.451	1:29.416
297	1:27.843	1:28.215
77	1:27.898	1:29.084

Weather / Track : Cloudy / Dry

Donington Park National: 1.9790 miles
Date: 26/07/2026 Start: 10:55 Finish: 11:07

Results can be found at www.tsl-timing.com

Printed - 11:10 Sunday, 26 July 2026

BMCRC - MRO Championships - Rnd 6 @ Donington Park National

Yamaha Past Masters

RACE 3 - POSITION CHART

No	Name	Lap Pos	1	2	3	4	5	6	7	8	9
51	WHOLEY	1	51	51	51	51	51	51	51	51	51
27	HAYWARD	2	27	61	27	1	1	1	1	1	1
1	COOPER	3	61	27	5	5	5	5	27	27	27
166	RIDLEY	4	26	5	61	27	27	27	110	110	110
61	WELCH	5	1	26	1	26	26	166	166	166	166
26	LEE	6	166	1	26	61	166	26	5	5	5
31	MARSHALL	7	5	166	166	166	110	110	26	26	26
34	NIELD	8	34	34	31	110	61	61	34	61	61
5	MOODY	9	31	31	110	31	34	34	61	34	31
45	WHITTAKER	10	99	110	34	34	31	31	31	31	34
99	HOGAN	11	110	99	99	99	99	99	99	99	99
64	DAVIS	12	333	911	911	45	45	45	45	45	45
73	TURNER	13	911	45	45	911	911	55	55	55	55
333	STUBBERFIELD	14	45	333	77	77	55	911	911	911	73
55	SHORTER	15	73	77	333	55	77	77	77	73	911
297	NICHOLLS	16	42	73	55	333	333	297	73	77	297
69	ELLERAY	17	55	42	42	42	42	333	297	297	77
77	COLLINS	18	77	55	297	297	297	42	333	333	
42	PEARSON	19	50	297	73	69	73	73	42	69	
50	WHITLOCK	20	67	50	50	73	69	69	69	42	
62	PATERSON	21	162	162	69	162	162	162	162	50	
162	COOPER	22	297	199	162	199	50	50	50	162	
199	FROST	23	199	69	199	50	199	199	199	199	
67	BAILEY	24	69	100	100	100	100	100	100	100	
100	WISNIEWSKI	25	100	67	228	228	228	228	228	228	
228	EMERSON	26	228	228	67	67	67	67	67	67	
3	McKENZIE	27	3	*3*							
10	BRIGHTON	28									
36	ZANUTTO	29									
110	HAIGH	30									
911	SHERIFF	31									
52	SMITH	32									
46	MARSHALL	33									

Weather / Track : Cloudy / Dry

Donington Park National: 1.9790 miles
Date: 26/07/2026 Start: 10:55 Finish: 11:07

Results can be found at www.tsl-timing.com

Printed - 11:10 Sunday, 26 July 2026

BMCRC - MRO Championships - Rnd 6 @ Donington Park National

Yamaha Past Masters

RACE 3 - SECTOR ANALYSIS

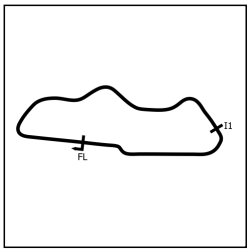

SECTOR 1 = FL to I1, SECTOR 2 = I1 to FL, DIFF = Difference To Personal Best Lap, P = Crossed Finish Line in Pit Lane, D = Time Disallowed

P1 51 Kevin WHOLEY — Yamaha TZR 250 - Twistgrip Motorcycles

IDEAL LAP TIME : 1:20.235 BEST LAP TIME : 1:20.262 DIFFERENCE : 0.027

LAP	SECTOR 1	SECTOR 2	LAP TIME	MPH	DIFF	TIME OF DAY
1 -		30.433	1:26.750	82.12	6.488	10:56:57.037
2 -	54.404	30.798	1:25.202	83.62	4.940	10:58:22.239
3 -	54.129	29.586	1:23.715	85.10	3.453	10:59:45.954
4 -	52.890	29.050	1:21.940	86.94	1.678	11:01:07.894
5 -	52.183	29.244	1:21.427	87.49	1.165	11:02:29.321
6 -	52.096	28.975	1:21.071 (2)	87.88	0.809	11:03:50.392
7 -	51.607	***28.655***	***1:20.262*** (1)	***88.76***		***11:05:10.654***
8 -	52.219	29.028	1:21.247 (3)	87.69	0.985	11:06:31.901
9 -	***51.580***	30.546	1:22.126	86.75	1.864	11:07:54.027

P2 1 Alan COOPER — Yamaha TZR 250 - Twistgrip Motorcycles

IDEAL LAP TIME : 1:20.704 BEST LAP TIME : 1:20.863 DIFFERENCE : 0.159

LAP	SECTOR 1	SECTOR 2	LAP TIME	MPH	DIFF	TIME OF DAY
1 -		31.307	1:29.483	79.61	8.620	10:56:59.770
2 -	55.216	29.704	1:24.920	83.89	4.057	10:58:24.690
3 -	54.938	30.435	1:25.373	83.45	4.510	10:59:50.063
4 -	53.174	29.046	1:22.220	86.65	1.357	11:01:12.283
5 -	53.112	29.148	1:22.260	86.61	1.397	11:02:34.543
6 -	53.054	***28.687***	1:21.741	87.16	0.878	11:03:56.284
7 -	***52.017***	28.846	***1:20.863*** (1)	***88.10***		***11:05:17.147***
8 -	52.377	28.753	1:21.130 (3)	87.81	0.267	11:06:38.277
9 -	52.339	28.747	1:21.086 (2)	87.86	0.223	11:07:59.363

P3 27 Richard HAYWARD — Yamaha TZR 250 - BC vehicle repairs/ Merlin Pipes

IDEAL LAP TIME : 1:20.642 BEST LAP TIME : 1:20.642 DIFFERENCE : 0.000

LAP	SECTOR 1	SECTOR 2	LAP TIME	MPH	DIFF	TIME OF DAY
1 -		31.350	1:28.059	80.90	7.417	10:56:58.346
2 -	55.129	30.584	1:25.713	83.12	5.071	10:58:24.059
3 -	55.116	30.205	1:25.321	83.50	4.679	10:59:49.380
4 -	54.371	29.306	1:23.677	85.14	3.035	11:01:13.057
5 -	52.705	29.033	1:21.738	87.16	1.096	11:02:34.795
6 -	52.291	29.650	1:21.941	86.94	1.299	11:03:56.736
7 -	52.150	29.130	1:21.280 (3)	87.65	0.638	11:05:18.016
8 -	52.244	28.726	1:20.970 (2)	87.99	0.328	11:06:38.986
9 -	***52.036***	***28.606***	***1:20.642*** (1)	***88.34***		***11:07:59.628***

P4 110 Mark HAIGH — Yamaha TZR 250 - Chesterfield CarClinic/2T

IDEAL LAP TIME : 1:20.386 BEST LAP TIME : 1:20.543 DIFFERENCE : 0.157

LAP	SECTOR 1	SECTOR 2	LAP TIME	MPH	DIFF	TIME OF DAY
1 -		31.209	1:31.925	77.50	11.382	10:57:02.212
2 -	55.315	30.076	1:25.391	83.43	4.848	10:58:27.603
3 -	53.810	29.862	1:23.672	85.14	3.129	10:59:51.275
4 -	53.899	28.995	1:22.894	85.94	2.351	11:01:14.169
5 -	52.737	29.416	1:22.153	86.72	1.610	11:02:36.322
6 -	52.030	29.395	1:21.425 (3)	87.49	0.882	11:03:57.747
7 -	52.149	***28.394***	***1:20.543*** (1)	***88.45***		***11:05:18.290***
8 -	52.342	29.099	1:21.441	87.48	0.898	11:06:39.731
9 -	***51.992***	28.833	1:20.825 (2)	88.14	0.282	11:08:00.556

BMCRC - MRO Championships - Rnd 6 @ Donington Park National

Yamaha Past Masters

RACE 3 - SECTOR ANALYSIS

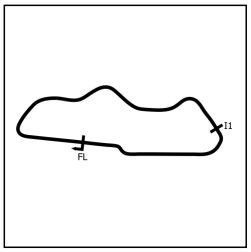

SECTOR 1 = FL to I1, SECTOR 2 = I1 to FL, DIFF = Difference To Personal Best Lap, P = Crossed Finish Line in Pit Lane, D = Time Disallowed

P5 166 Tom RIDLEY — Yamaha TZR 250 - Chamery Hall Roundhouses

IDEAL LAP TIME : 1:20.925 BEST LAP TIME : 1:20.992 DIFFERENCE : 0.067

LAP	SECTOR 1	SECTOR 2	LAP TIME		MPH	DIFF	TIME OF DAY
1 -		31.236	1:30.080		79.09	9.088	10:57:00.367
2 -	54.846	30.065	1:24.911		83.90	3.919	10:58:25.278
3 -	54.840	30.536	1:25.376		83.45	4.384	10:59:50.654
4 -	53.866	29.533	1:23.399		85.42	2.407	11:01:14.053
5 -	52.506	29.453	1:21.959		86.92	0.967	11:02:36.012
6 -	***52.131***	28.861	***1:20.992***	***(1)***	***87.96***		***11:03:57.004***
7 -	52.725	***28.794***	1:21.519	**(3)**	87.39	0.527	11:05:18.523
8 -	52.328	29.123	1:21.451	**(2)**	87.47	0.459	11:06:39.974
9 -	52.361	29.342	1:21.703		87.20	0.711	11:08:01.677

P6 5 Steve MOODY — Yamaha TZR 250 -

IDEAL LAP TIME : 1:21.447 BEST LAP TIME : 1:21.447 DIFFERENCE : 0.000

LAP	SECTOR 1	SECTOR 2	LAP TIME		MPH	DIFF	TIME OF DAY
1 -		31.412	1:30.160		79.02	8.713	10:57:00.447
2 -	53.505	30.228	1:23.733		85.08	2.286	10:58:24.180
3 -	54.952	30.352	1:25.304		83.52	3.857	10:59:49.484
4 -	53.603	29.371	1:22.974		85.86	1.527	11:01:12.458
5 -	52.790	29.451	1:22.241	**(3)**	86.63	0.794	11:02:34.699
6 -	52.706	29.183	1:21.889	**(2)**	87.00	0.442	11:03:56.588
7 -	52.861	29.743	1:22.604		86.25	1.157	11:05:19.192
8 -	***52.431***	***29.016***	***1:21.447***	***(1)***	***87.47***		***11:06:40.639***
9 -	53.346	29.856	1:23.202		85.63	1.755	11:08:03.841

P7 26 Damian LEE — Yamaha TZR 250 - Leed Autos

IDEAL LAP TIME : 1:21.155 BEST LAP TIME : 1:21.556 DIFFERENCE : 0.401

LAP	SECTOR 1	SECTOR 2	LAP TIME		MPH	DIFF	TIME OF DAY
1 -		30.923	1:29.379		79.71	7.823	10:56:59.666
2 -	55.020	29.921	1:24.941		83.87	3.385	10:58:24.607
3 -	55.335	30.653	1:25.988		82.85	4.432	10:59:50.595
4 -	53.443	29.452	1:22.895		85.94	1.339	11:01:13.490
5 -	52.630	***28.982***	1:21.612	**(2)**	87.29	0.056	11:02:35.102
6 -	52.753	29.741	1:22.494		86.36	0.938	11:03:57.596
7 -	53.902	29.200	1:23.102		85.73	1.546	11:05:20.698
8 -	***52.173***	29.383	***1:21.556***	***(1)***	***87.35***		***11:06:42.254***
9 -	52.788	29.157	1:21.945	**(3)**	86.94	0.389	11:08:04.199

P8 61 Paul WELCH — Yamaha TZR 250 -

IDEAL LAP TIME : 1:21.838 BEST LAP TIME : 1:21.838 DIFFERENCE : 0.000

LAP	SECTOR 1	SECTOR 2	LAP TIME		MPH	DIFF	TIME OF DAY
1 -		30.571	1:28.539		80.46	6.701	10:56:58.826
2 -	54.797	30.202	1:24.999		83.82	3.161	10:58:23.825
3 -	55.619	30.164	1:25.783		83.05	3.945	10:59:49.608
4 -	54.569	29.488	1:24.057		84.75	2.219	11:01:13.665
5 -	53.064	29.626	1:22.690		86.16	0.852	11:02:36.355
6 -	53.074	29.085	1:22.159	**(2)**	86.71	0.321	11:03:58.514
7 -	53.157	29.417	1:22.574	**(3)**	86.28	0.736	11:05:21.088
8 -	***52.835***	***29.003***	***1:21.838***	***(1)***	***87.05***		***11:06:42.926***
9 -	53.241	29.709	1:22.950		85.89	1.112	11:08:05.876

BMCRC - MRO Championships - Rnd 6 @ Donington Park National

Yamaha Past Masters

RACE 3 - SECTOR ANALYSIS

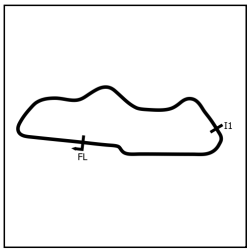

SECTOR 1 = FL to I1, SECTOR 2 = I1 to FL, DIFF = Difference To Personal Best Lap, P = Crossed Finish Line in Pit Lane, D = Time Disallowed

P9 31 C Abigail MARSHALL — Yamaha TZR 250 - Len Whalin Racing and Macrae Racing

IDEAL LAP TIME : 1:21.980 BEST LAP TIME : 1:22.160 DIFFERENCE : 0.180

LAP	SECTOR 1	SECTOR 2	LAP TIME		MPH	DIFF	TIME OF DAY
1 -		31.092	1:30.790		78.47	8.630	10:57:01.077
2 -	54.828	30.222	1:25.050		83.77	2.890	10:58:26.127
3 -	54.520	30.276	1:24.796		84.02	2.636	10:59:50.923
4 -	54.154	29.922	1:24.076		84.74	1.916	11:01:14.999
5 -	52.915	***29.245***	***1:22.160***	**(1)**	***86.71***		***11:02:37.159***
6 -	53.310	29.300	1:22.610		86.24	0.450	11:03:59.769
7 -	53.118	29.356	1:22.474		86.38	0.314	11:05:22.243
8 -	52.908	29.380	1:22.288	**(2)**	86.58	0.128	11:06:44.531
9 -	***52.735***	29.593	1:22.328	**(3)**	86.53	0.168	11:08:06.859

P10 34 C Paul NIELD — Yamaha TZR 250 - Ridesure

IDEAL LAP TIME : 1:21.449 BEST LAP TIME : 1:21.576 DIFFERENCE : 0.127

LAP	SECTOR 1	SECTOR 2	LAP TIME		MPH	DIFF	TIME OF DAY
1 -		31.573	1:30.352		78.85	8.776	10:57:00.639
2 -	54.782	30.104	1:24.886		83.93	3.310	10:58:25.525
3 -	54.964	30.787	1:25.751		83.08	4.175	10:59:51.276
4 -	53.566	30.268	1:23.834		84.98	2.258	11:01:15.110
5 -	***52.182***	29.394	***1:21.576***	**(1)**	***87.33***		***11:02:36.686***
6 -	52.972	29.356	1:22.328		86.53	0.752	11:03:59.014
7 -	52.593	***29.267***	1:21.860	**(2)**	87.03	0.284	11:05:20.874
8 -	52.663	29.654	1:22.317	**(3)**	86.55	0.741	11:06:43.191
9 -	53.545	30.260	1:23.805		85.01	2.229	11:08:06.996

P11 99 Calvin HOGAN — Yamaha TZR 250 - F.G Racing by Taymar M/c's

IDEAL LAP TIME : 1:24.718 BEST LAP TIME : 1:24.928 DIFFERENCE : 0.210

LAP	SECTOR 1	SECTOR 2	LAP TIME		MPH	DIFF	TIME OF DAY
1 -		32.180	1:31.501		77.86	6.573	10:57:01.788
2 -	57.134	32.508	1:29.642		79.47	4.714	10:58:31.430
3 -	56.105	31.309	1:27.414		81.50	2.486	10:59:58.844
4 -	54.410	***30.580***	1:24.990	**(2)**	83.82	0.062	11:01:23.834
5 -	54.507	31.041	1:25.548		83.28	0.620	11:02:49.382
6 -	***54.138***	30.790	***1:24.928***	**(1)**	***83.89***		***11:04:14.310***
7 -	55.027	31.064	1:26.091		82.75	1.163	11:05:40.401
8 -	54.401	31.058	1:25.459		83.36	0.531	11:07:05.860
9 -	54.365	30.846	1:25.211	**(3)**	83.61	0.283	11:08:31.071

P12 45 C Robert WHITTAKER — Yamaha TZR 250 -

IDEAL LAP TIME : 1:25.682 BEST LAP TIME : 1:26.146 DIFFERENCE : 0.464

LAP	SECTOR 1	SECTOR 2	LAP TIME		MPH	DIFF	TIME OF DAY
1 -		35.327	1:38.022		72.68	11.876	10:57:08.309
2 -	1:02.435	33.851	1:36.286		73.99	10.140	10:58:44.595
3 -	1:00.137	33.594	1:33.731		76.01	7.585	11:00:18.326
4 -	58.902	33.199	1:32.101		77.35	5.955	11:01:50.427
5 -	58.204	32.393	1:30.597		78.64	4.451	11:03:21.024
6 -	55.918	31.002	1:26.920	**(3)**	81.96	0.774	11:04:47.944
7 -	***55.366***	31.008	1:26.374	**(2)**	82.48	0.228	11:06:14.318
8 -	55.830	***30.316***	***1:26.146***	**(1)**	***82.70***		***11:07:40.464***
9 -	55.431	32.003	1:27.434		81.48	1.288	11:09:07.898

BMCRC - MRO Championships - Rnd 6 @ Donington Park National

Yamaha Past Masters

RACE 3 - SECTOR ANALYSIS

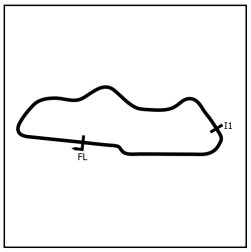

SECTOR 1 = FL to I1, SECTOR 2 = I1 to FL, DIFF = Difference To Personal Best Lap, P = Crossed Finish Line in Pit Lane, D = Time Disallowed

P13 55 C Nick SHORTER — Yamaha TZR 250 1KT - Humanicks Consulting Ltd

IDEAL LAP TIME : 1:26.823 BEST LAP TIME : 1:26.823 DIFFERENCE : 0.000

LAP	SECTOR 1	SECTOR 2	LAP TIME		MPH	DIFF	TIME OF DAY
1 -		33.478	1:38.869		72.06	12.046	10:57:09.156
2 -	1:03.912	34.434	1:38.346		72.44	11.523	10:58:47.502
3 -	1:00.972	33.031	1:34.003		75.79	7.180	11:00:21.505
4 -	58.859	31.645	1:30.504		78.72	3.681	11:01:52.009
5 -	57.676	32.149	1:29.825		79.31	3.002	11:03:21.834
6 -	56.434	31.625	1:28.059		80.90	1.236	11:04:49.893
7 -	***55.894***	***30.929***	***1:26.823***	***(1)***	***82.05***		***11:06:16.716***
8 -	56.061	31.538	1:27.599	**(2)**	81.33	0.776	11:07:44.315
9 -	56.269	31.605	1:27.874	**(3)**	81.07	1.051	11:09:12.189

P14 73 C Colvin TURNER — Yamaha TZR 250 -

IDEAL LAP TIME : 1:26.383 BEST LAP TIME : 1:26.802 DIFFERENCE : 0.419

LAP	SECTOR 1	SECTOR 2	LAP TIME		MPH	DIFF	TIME OF DAY
1 -		34.948	1:38.095		72.62	11.293	10:57:08.382
2 -	1:03.526	34.886	1:38.412		72.39	11.610	10:58:46.794
3 -	1:05.242	34.861	1:40.103		71.17	13.301	11:00:26.897
4 -	1:01.292	32.658	1:33.950		75.83	7.148	11:02:00.847
5 -	56.654	31.894	1:28.548		80.46	1.746	11:03:29.395
6 -	56.049	***30.993***	1:27.042	**(2)**	81.85	0.240	11:04:56.437
7 -	56.376	31.379	1:27.755	**(3)**	81.18	0.953	11:06:24.192
8 -	55.686	31.116	***1:26.802***	***(1)***	***82.07***		***11:07:50.994***
9 -	***55.390***	32.606	1:27.996		80.96	1.194	11:09:18.990

P15 911 Adam SHERIFF — Yamaha TZR 250 - KBS motorsport

IDEAL LAP TIME : 1:28.399 BEST LAP TIME : 1:28.782 DIFFERENCE : 0.383

LAP	SECTOR 1	SECTOR 2	LAP TIME		MPH	DIFF	TIME OF DAY
1 -		34.216	1:37.856		72.80	9.074	10:57:08.143
2 -	1:01.104	34.636	1:35.740		74.41	6.958	10:58:43.883
3 -	1:00.192	33.681	1:33.873		75.89	5.091	11:00:17.756
4 -	59.664	33.286	1:32.950		76.65	4.168	11:01:50.706
5 -	57.680	32.823	1:30.503		78.72	1.721	11:03:21.209
6 -	***56.496***	32.286	***1:28.782***	***(1)***	***80.24***		***11:04:49.991***
7 -	58.830	32.243	1:31.073		78.23	2.291	11:06:21.064
8 -	57.095	***31.903***	1:28.998	**(2)**	80.05	0.216	11:07:50.062
9 -	56.664	32.752	1:29.416	**(3)**	79.67	0.634	11:09:19.478

P16 297 C Peter NICHOLLS — Yamaha TZR 250 -

IDEAL LAP TIME : 1:27.979 BEST LAP TIME : 1:28.215 DIFFERENCE : 0.236

LAP	SECTOR 1	SECTOR 2	LAP TIME		MPH	DIFF	TIME OF DAY
1 -		35.090	1:43.270		68.98	15.055	10:57:13.557
2 -	1:01.197	34.001	1:35.198		74.84	6.983	10:58:48.755
3 -	59.789	33.800	1:33.589		76.12	5.374	11:00:22.344
4 -	59.067	33.651	1:32.718		76.84	4.503	11:01:55.062
5 -	57.722	32.882	1:30.604		78.63	2.389	11:03:25.666
6 -	57.713	***31.927***	1:29.640	**(3)**	79.48	1.425	11:04:55.306
7 -	57.343	32.331	1:29.674		79.45	1.459	11:06:24.980
8 -	56.188	32.487	1:28.675	**(2)**	80.34	0.460	11:07:53.655
9 -	***56.052***	32.163	***1:28.215***	***(1)***	***80.76***		***11:09:21.870***

BMCRC - MRO Championships - Rnd 6 @ Donington Park National

Yamaha Past Masters

RACE 3 - SECTOR ANALYSIS

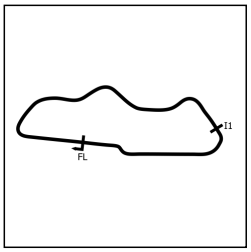

SECTOR 1 = FL to I1, SECTOR 2 = I1 to FL, DIFF = Difference To Personal Best Lap, P = Crossed Finish Line in Pit Lane, D = Time Disallowed

P17 77 JC Adam COLLINS — Yamaha TZR 250 - 2 Cows Racing

IDEAL LAP TIME : 1:28.965 BEST LAP TIME : 1:29.084 DIFFERENCE : 0.119

LAP	SECTOR 1	SECTOR 2	LAP TIME	MPH	DIFF	TIME OF DAY
1 -		33.290	1:39.068	71.91	9.984	10:57:09.355
2 -	1:02.799	33.751	1:36.550	73.79	7.466	10:58:45.905
3 -	1:00.588	32.962	1:33.550	76.15	4.466	11:00:19.455
4 -	59.288	32.603	1:31.891	77.53	2.807	11:01:51.346
5 -	58.687	32.276	1:30.963	78.32	1.879	11:03:22.309
6 -	57.734	32.476	1:30.210 (3)	78.97	1.126	11:04:52.519
7 -	58.795	32.168	1:30.963	78.32	1.879	11:06:23.482
8 -	57.975	***31.384***	1:29.359 (2)	79.73	0.275	11:07:52.841
9 -	***57.581***	31.503	***1:29.084*** (1)	***79.97***		***11:09:21.925***

P18 333 C Mark STUBBERFIELD — Yamaha TZR 250 - Polished concrete London

IDEAL LAP TIME : 1:28.618 BEST LAP TIME : 1:28.618 DIFFERENCE : 0.000

LAP	SECTOR 1	SECTOR 2	LAP TIME	MPH	DIFF	TIME OF DAY
1 -		34.369	1:36.690	73.68	8.072	10:57:06.977
2 -	1:04.144	34.525	1:38.669	72.20	10.051	10:58:45.646
3 -	1:01.390	33.531	1:34.921	75.05	6.303	11:00:20.567
4 -	59.438	33.083	1:32.521	77.00	3.903	11:01:53.088
5 -	58.882	33.151	1:32.033	77.41	3.415	11:03:25.121
6 -	57.872	32.611	1:30.483 (3)	78.74	1.865	11:04:55.604
7 -	58.317	31.992	1:30.309 (2)	78.89	1.691	11:06:25.913
8 -	***56.834***	***31.784***	***1:28.618*** (1)	***80.39***		***11:07:54.531***

P19 69 C Mark ELLERAY — Yamaha TZR 250 - Abbot Solutions Ltd

IDEAL LAP TIME : 1:28.222 BEST LAP TIME : 1:28.222 DIFFERENCE : 0.000

LAP	SECTOR 1	SECTOR 2	LAP TIME	MPH	DIFF	TIME OF DAY
1 -		34.872	1:43.873	68.58	15.651	10:57:14.160
2 -	1:04.050	34.675	1:38.725	72.16	10.503	10:58:52.885
3 -	1:00.911	33.670	1:34.581	75.32	6.359	11:00:27.466
4 -	59.293	33.171	1:32.464	77.05	4.242	11:01:59.930
5 -	57.266	32.653	1:29.919	79.23	1.697	11:03:29.849
6 -	57.065	32.189	1:29.254 (3)	79.82	1.032	11:04:59.103
7 -	57.003	31.752	1:28.755 (2)	80.27	0.533	11:06:27.858
8 -	***56.561***	***31.661***	***1:28.222*** (1)	***80.75***		***11:07:56.080***

P20 42 C Martin PEARSON — Yamaha TZR 250 - Viking Consultants

IDEAL LAP TIME : 1:30.511 BEST LAP TIME : 1:30.511 DIFFERENCE : 0.000

LAP	SECTOR 1	SECTOR 2	LAP TIME	MPH	DIFF	TIME OF DAY
1 -		33.548	1:38.584	72.26	8.073	10:57:08.871
2 -	1:03.965	34.135	1:38.100	72.62	7.589	10:58:46.971
3 -	1:01.320	33.366	1:34.686	75.24	4.175	11:00:21.657
4 -	59.732	32.933	1:32.665	76.88	2.154	11:01:54.322
5 -	58.507	32.669	1:31.176	78.14	0.665	11:03:25.498
6 -	58.569	32.262	1:30.831 (2)	78.43	0.320	11:04:56.329
7 -	59.004	32.116	1:31.120 (3)	78.18	0.609	11:06:27.449
8 -	***58.435***	***32.076***	***1:30.511*** (1)	***78.71***		***11:07:57.960***

P21 50 JC Chris WHITLOCK — Yamaha TZR 250 - TVC technology solutions

IDEAL LAP TIME : 1:28.648 BEST LAP TIME : 1:28.924 DIFFERENCE : 0.276

LAP	SECTOR 1	SECTOR 2	LAP TIME	MPH	DIFF	TIME OF DAY
1 -		33.974	1:39.942	71.28	11.018	10:57:10.229
2 -	1:04.753	34.797	1:39.550	71.56	10.626	10:58:49.779
3 -	1:03.096	34.188	1:37.284	73.23	8.360	11:00:27.063
4 -	1:02.635	33.797	1:36.432	73.88	7.508	11:02:03.495
5 -	59.185	32.058	1:31.243	78.08	2.319	11:03:34.738
6 -	58.942	***31.542***	1:30.484 (3)	78.73	1.560	11:05:05.222
7 -	57.590	31.841	1:29.431 (2)	79.66	0.507	11:06:34.653
8 -	***57.106***	31.818	***1:28.924*** (1)	***80.12***		***11:08:03.577***

BMCRC - MRO Championships - Rnd 6 @ Donington Park National

Yamaha Past Masters

RACE 3 - SECTOR ANALYSIS

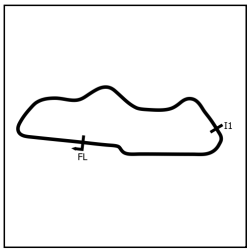

SECTOR 1 = FL to I1, SECTOR 2 = I1 to FL, DIFF = Difference To Personal Best Lap, P = Crossed Finish Line in Pit Lane, D = Time Disallowed

P22 162 Darren COOPER — Yamaha TZR 250 - Twistgrip Motorcycles

IDEAL LAP TIME : 1:29.158 BEST LAP TIME : 1:30.201 DIFFERENCE : 1.043

LAP	SECTOR 1	SECTOR 2	LAP TIME		MPH	DIFF	TIME OF DAY
1 -		35.735	1:43.076		69.11	12.875	10:57:13.363
2 -	1:02.369	35.406	1:37.775		72.86	7.574	10:58:51.138
3 -	1:02.373	34.283	1:36.656		73.71	6.455	11:00:27.794
4 -	1:01.533	32.958	1:34.491		75.40	4.290	11:02:02.285
5 -	58.370	32.658	1:31.028		78.26	0.827	11:03:33.313
6 -	58.124	32.186	1:30.310	(2)	78.89	0.109	11:05:03.623
7 -	58.207	***31.994***	***1:30.201***	**(1)**	***78.98***		***11:06:33.824***
8 -	***57.164***	33.164	1:30.328	(3)	78.87	0.127	11:08:04.152

P23 199 C Michael FROST — Yamaha TZR 250 -

IDEAL LAP TIME : 1:29.340 BEST LAP TIME : 1:30.019 DIFFERENCE : 0.679

LAP	SECTOR 1	SECTOR 2	LAP TIME		MPH	DIFF	TIME OF DAY
1 -		35.028	1:43.538		68.81	13.519	10:57:13.825
2 -	1:03.117	35.248	1:38.365		72.43	8.346	10:58:52.190
3 -	1:01.842	34.235	1:36.077		74.15	6.058	11:00:28.267
4 -	1:01.445	33.718	1:35.163		74.86	5.144	11:02:03.430
5 -	58.993	32.820	1:31.813		77.59	1.794	11:03:35.243
6 -	58.215	32.143	1:30.358	(3)	78.84	0.339	11:05:05.601
7 -	***57.374***	32.645	***1:30.019***	**(1)**	***79.14***		***11:06:35.620***
8 -	58.111	***31.966***	1:30.077	(2)	79.09	0.058	11:08:05.697

P24 100 C Nathan WISNIEWSKI — Yamaha TZR 250 - Mad Biker Designs

IDEAL LAP TIME : 1:30.699 BEST LAP TIME : 1:30.917 DIFFERENCE : 0.218

LAP	SECTOR 1	SECTOR 2	LAP TIME		MPH	DIFF	TIME OF DAY
1 -		34.613	1:43.922		68.55	13.005	10:57:14.209
2 -	1:05.434	34.424	1:39.858		71.34	8.941	10:58:54.067
3 -	1:02.026	32.717	1:34.743		75.19	3.826	11:00:28.810
4 -	1:01.179	33.638	1:34.817		75.14	3.900	11:02:03.627
5 -	1:00.320	32.207	1:32.527		77.00	1.610	11:03:36.154
6 -	58.828	***32.089***	***1:30.917***	**(1)**	***78.36***		***11:05:07.071***
7 -	***58.610***	32.662	1:31.272	(2)	78.05	0.355	11:06:38.343
8 -	59.952	32.480	1:32.432	(3)	77.07	1.515	11:08:10.775

P25 228 Clive EMERSON — Yamaha RD 350 YPVS -

IDEAL LAP TIME : 1:32.496 BEST LAP TIME : 1:32.821 DIFFERENCE : 0.325

LAP	SECTOR 1	SECTOR 2	LAP TIME		MPH	DIFF	TIME OF DAY
1 -		35.837	1:45.593		67.47	12.772	10:57:15.880
2 -	1:04.904	35.629	1:40.533		70.86	7.712	10:58:56.413
3 -	1:02.666	34.352	1:37.018		73.43	4.197	11:00:33.431
4 -	1:00.725	33.308	1:34.033		75.76	1.212	11:02:07.464
5 -	59.917	***32.904***	***1:32.821***	**(1)**	***76.75***		***11:03:40.285***
6 -	1:00.440	33.383	1:33.823	(3)	75.93	1.002	11:05:14.108
7 -	1:01.078	33.004	1:34.082		75.72	1.261	11:06:48.190
8 -	***59.592***	33.486	1:33.078	(2)	76.54	0.257	11:08:21.268

P26 67 C Mark BAILEY — Yamaha TZR 250 - Elite AC Ltd. madbikerdesigns

IDEAL LAP TIME : 1:35.709 BEST LAP TIME : 1:36.020 DIFFERENCE : 0.311

LAP	SECTOR 1	SECTOR 2	LAP TIME		MPH	DIFF	TIME OF DAY
1 -		36.206	1:42.923		69.22	6.903	10:57:13.210
2 -	1:05.115	37.482	1:42.597		69.44	6.577	10:58:55.807
3 -	1:06.792	36.750	1:43.542		68.80	7.522	11:00:39.349
4 -	1:04.151	35.105	1:39.256		71.78	3.236	11:02:18.605
5 -	1:02.437	34.629	1:37.066		73.39	1.046	11:03:55.671
6 -	1:02.218	***34.113***	1:36.331	(2)	73.96	0.311	11:05:32.002
7 -	1:01.785	34.235	***1:36.020***	**(1)**	***74.19***		***11:07:08.022***
8 -	***1:01.596***	35.356	1:36.952	(3)	73.48	0.932	11:08:44.974

Weather / Track : Cloudy / Dry

Donington Park National: 1.9790 miles
Date: 26/07/2026 Start: 10:55 Finish: 11:07

BMCRC - MRO Championships - Rnd 6 @ Donington Park National

Yamaha Past Masters

RACE 3 - SECTOR ANALYSIS

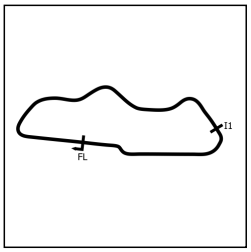

SECTOR 1 = FL to I1, SECTOR 2 = I1 to FL, DIFF = Difference To Personal Best Lap, P = Crossed Finish Line in Pit Lane, D = Time Disallowed

P27 3 JC Becky McKENZIE Yamaha TZR 251 -

IDEAL LAP TIME : 1:46.769 BEST LAP TIME : DIFFERENCE :

LAP	SECTOR 1	SECTOR 2	LAP TIME		MPH	DIFF	TIME OF DAY
1 -		***36.709***	1:47.607		66.20		10:57:17.894
2 -	***1:10.060***	IN PIT	1:52.268	**P**	63.46		10:59:10.162

BMCRC - MRO Championships - Rnd 6 @ Donington Park National

Yamaha Past Masters

RACE 3 - BEST SECTORS

	SECTOR 1		SECTOR 2	
POS	NO	TIME	NO	TIME
1	**51**	**51.580**	**110**	**28.394**
2	**110**	**51.992**	**27**	**28.606**
3	**1**	**52.017**	**51**	**28.655**
4	**27**	**52.036**	**1**	**28.687**
5	**166**	**52.131**	**166**	**28.794**
6	**26**	**52.173**	**26**	**28.982**
7	**34**	**52.182**	**61**	**29.003**
8	**5**	**52.431**	**5**	**29.016**
9	**31**	**52.735**	**31**	**29.245**
10	**61**	**52.835**	**34**	**29.267**
11	**99**	**54.138**	**45**	**30.316**
12	**45**	**55.366**	**99**	**30.580**
13	**73**	**55.390**	**55**	**30.929**
14	**55**	**55.894**	**73**	**30.993**
15	**297**	**56.052**	**77**	**31.384**
16	**911**	**56.496**	**50**	**31.542**
17	**69**	**56.561**	**69**	**31.661**
18	**333**	**56.834**	**333**	**31.784**
19	**50**	**57.106**	**911**	**31.903**
20	**162**	**57.164**	**297**	**31.927**
21	**199**	**57.374**	**199**	**31.966**
22	**77**	**57.581**	**162**	**31.994**
23	**42**	**58.435**	**42**	**32.076**
24	**100**	**58.610**	**100**	**32.089**
25	**228**	**59.592**	**228**	**32.904**
26	**67**	**1:01.596**	**67**	**34.113**
27	**3**	**1:10.060**	**3**	**36.709**

IDEAL / BEST COMPARISON

POS	NO	NAME	IDEAL	BEST	DIFF
		PERFECT LAP	**1:19.974**		
1	**51**	WHOLEY	1:20.235	1:20.262	**0.027**
2	**110**	HAIGH	1:20.386	1:20.543	**0.157**
3	**27**	HAYWARD	1:20.642	1:20.642	**0.000**
4	**1**	COOPER	1:20.704	1:20.863	**0.159**
5	**166**	RIDLEY	1:20.925	1:20.992	**0.067**
6	**26**	LEE	1:21.155	1:21.556	**0.401**
7	**5**	MOODY	1:21.447	1:21.447	**0.000**
8	**34**	NIELD	1:21.449	1:21.576	**0.127**
9	**61**	WELCH	1:21.838	1:21.838	**0.000**
10	**31**	MARSHALL	1:21.980	1:22.160	**0.180**
11	**99**	HOGAN	1:24.718	1:24.928	**0.210**
12	**45**	WHITTAKER	1:25.682	1:26.146	**0.464**
13	**73**	TURNER	1:26.383	1:26.802	**0.419**
14	**55**	SHORTER	1:26.823	1:26.823	**0.000**
15	**297**	NICHOLLS	1:27.979	1:28.215	**0.236**
16	**69**	ELLERAY	1:28.222	1:28.222	**0.000**
17	**911**	SHERIFF	1:28.399	1:28.782	**0.383**
18	**333**	STUBBERFIELD	1:28.618	1:28.618	**0.000**
19	**50**	WHITLOCK	1:28.648	1:28.924	**0.276**
20	**77**	COLLINS	1:28.965	1:29.084	**0.119**
21	**162**	COOPER	1:29.158	1:30.201	**1.043**
22	**199**	FROST	1:29.340	1:30.019	**0.679**
23	**42**	PEARSON	1:30.511	1:30.511	**0.000**
24	**100**	WISNIEWSKI	1:30.699	1:30.917	**0.218**
25	**228**	EMERSON	1:32.496	1:32.821	**0.325**
26	**67**	BAILEY	1:35.709	1:36.020	**0.311**
27	**3**	McKENZIE			

Weather / Track : Cloudy / Dry

Donington Park National: 1.9790 miles
Date: 26/07/2026 Start: 10:55 Finish: 11:07

Results can be found at www.tsl-timing.com

Printed - 11:10 Sunday, 26 July 2026

BMCRC - MRO Championships - Rnd 6 @ Donington Park National

Yamaha Past Masters

RACE 3 - STATISTICS

Competitors Started	27
Planned Start	2026-07-26 @ 10:20:00.000
Actual Start	2026-07-26 @ 10:55:30.286
Finish Time	2026-07-26 @ 11:07:54.026
Track Length	1.9790mi.
Total Laps	227
Total Distance Covered	449.2482mi.

Session Fastest Lap History

NO	CL	NAME	LAP TIME	TIME OF DAY	LAP	VEHICLE
51		**Kevin WHOLEY**	**1:25.202**	10:58:22.239	2	Yamaha TZR 250
61		**Paul WELCH**	**1:24.999**	10:58:23.825	2	Yamaha TZR 250
5		**Steve MOODY**	**1:23.733**	10:58:24.180	2	Yamaha TZR 250
51		**Kevin WHOLEY**	**1:23.715**	10:59:45.954	3	Yamaha TZR 250
110		**Mark HAIGH**	**1:23.672**	10:59:51.275	3	Yamaha TZR 250
51		**Kevin WHOLEY**	**1:21.940**	11:01:07.894	4	Yamaha TZR 250
51		**Kevin WHOLEY**	**1:21.427**	11:02:29.321	5	Yamaha TZR 250
51		**Kevin WHOLEY**	**1:21.071**	11:03:50.392	6	Yamaha TZR 250
166		**Tom RIDLEY**	**1:20.992**	11:03:57.004	6	Yamaha TZR 250
51		**Kevin WHOLEY**	**1:20.262**	11:05:10.654	7	Yamaha TZR 250

Session Leader History

NO	CL	NAME	FROM LAP	LAPS LED	DISTANCE	VEHICLE
51		**Kevin WHOLEY**	1	9	17.77 miles	Yamaha TZR 250

Flag History

TYPE	TIME OF DAY
GREEN	10:55:30.286
FINISH	11:07:54.026

Flag Statistics

TYPE	COUNT	TOTAL LAPS	TOTAL TIME
Green	1	9	14:18.349
Red	0	0	0.000
Safety Car	0	0	0.000
FCY	0	0	0.000

BMCRC - MRO Championships - Rnd 6 @ Donington Park National

Yamaha Past Masters

RACE 3 - STATISTICS

CLASS : 12 Starters

Fastest Lap History

NO	NAME	LAP TIME	TIME OF DAY	LAP	VEHICLE
51	**Kevin WHOLEY**	**1:25.202**	10:58:22.239	2	Yamaha TZR 250
61	**Paul WELCH**	**1:24.999**	10:58:23.825	2	Yamaha TZR 250
5	**Steve MOODY**	**1:23.733**	10:58:24.180	2	Yamaha TZR 250
51	**Kevin WHOLEY**	**1:23.715**	10:59:45.954	3	Yamaha TZR 250
110	**Mark HAIGH**	**1:23.672**	10:59:51.275	3	Yamaha TZR 250
51	**Kevin WHOLEY**	**1:21.940**	11:01:07.894	4	Yamaha TZR 250
51	**Kevin WHOLEY**	**1:21.427**	11:02:29.321	5	Yamaha TZR 250
51	**Kevin WHOLEY**	**1:21.071**	11:03:50.392	6	Yamaha TZR 250
166	**Tom RIDLEY**	**1:20.992**	11:03:57.004	6	Yamaha TZR 250
51	**Kevin WHOLEY**	**1:20.262**	11:05:10.654	7	Yamaha TZR 250

Leader History

NO	NAME	FROM LAP	LAPS LED	DISTANCE	VEHICLE
51	**Kevin WHOLEY**	1	9	17.77 miles	Yamaha TZR 250

BMCRC - MRO Championships - Rnd 6 @ Donington Park National

Yamaha Past Masters

RACE 3 - STATISTICS

CLASS : C

12 Starters

Fastest Lap History

NO	NAME	LAP TIME	TIME OF DAY	LAP	VEHICLE
34	**Paul NIELD**	**1:24.886**	10:58:25.525	2	Yamaha TZR 250
31	**Abigail MARSHALL**	**1:24.796**	10:59:50.923	3	Yamaha TZR 250
31	**Abigail MARSHALL**	**1:24.076**	11:01:14.999	4	Yamaha TZR 250
34	**Paul NIELD**	**1:23.834**	11:01:15.110	4	Yamaha TZR 250
34	**Paul NIELD**	**1:21.576**	11:02:36.686	5	Yamaha TZR 250

Leader History

NO	NAME	FROM LAP	LAPS LED	DISTANCE	VEHICLE
34	**Paul NIELD**	1	2	3.92 miles	Yamaha TZR 250
31	**Abigail MARSHALL**	3	2	3.95 miles	Yamaha TZR 250
34	**Paul NIELD**	5	4	7.91 miles	Yamaha TZR 250
31	**Abigail MARSHALL**	9	1	1.97 miles	Yamaha TZR 250

BMCRC - MRO Championships - Rnd 6 @ Donington Park National

Yamaha Past Masters

RACE 3 - STATISTICS

CLASS : JC

3 Starters

Fastest Lap History

NO	NAME	LAP TIME	TIME OF DAY	LAP	VEHICLE
77	**Adam COLLINS**	**1:36.550**	10:58:45.905	2	Yamaha TZR 250
77	**Adam COLLINS**	**1:33.550**	11:00:19.455	3	Yamaha TZR 250
77	**Adam COLLINS**	**1:31.891**	11:01:51.346	4	Yamaha TZR 250
77	**Adam COLLINS**	**1:30.963**	11:03:22.309	5	Yamaha TZR 250
77	**Adam COLLINS**	**1:30.210**	11:04:52.519	6	Yamaha TZR 250
50	**Chris WHITLOCK**	**1:29.431**	11:06:34.653	7	Yamaha TZR 250
77	**Adam COLLINS**	**1:29.359**	11:07:52.841	8	Yamaha TZR 250
50	**Chris WHITLOCK**	**1:28.924**	11:08:03.577	8	Yamaha TZR 250

Leader History

NO	NAME	FROM LAP	LAPS LED	DISTANCE	VEHICLE
77	**Adam COLLINS**	1	9	17.77 miles	Yamaha TZR 250

BMCRC - MRO Championships - Rnd 6 @ Donington Park National

Yamaha Past Masters

RACE 13 - GRID (10 Laps)

ROW 11	33 **46** Kevin MARSHALL	32 **52** Haydon SMITH	31 **36** Phil ZANUTTO
ROW 10	30 **10** Hugh BRIGHTON	29 **62** David PATERSON	28 **64** Iain DAVIS
ROW 9	27 **3** Becky McKENZIE	26 **67** Mark BAILEY 1:36.020	25 **228** Clive EMERSON 1:32.821
ROW 8	24 **100** Nathan WISNIEWSKI 1:30.917	23 **42** Martin PEARSON 1:30.511	22 **162** Darren COOPER 1:30.201
ROW 7	21 **199** Michael FROST 1:30.019	20 **77** Adam COLLINS 1:29.084	19 **50** Chris WHITLOCK 1:28.924
ROW 6	18 **911** Adam SHERIFF 1:28.782	17 **333** Mark STUBBERFIELD 1:28.618	16 **69** Mark ELLERAY 1:28.222
ROW 5	15 **297** Peter NICHOLLS 1:28.215	14 **55** Nick SHORTER 1:26.823	13 **73** Colvin TURNER 1:26.802
ROW 4	12 **45** Robert WHITTAKER 1:26.146	11 **99** Calvin HOGAN 1:24.928	10 **31** Abigail MARSHALL 1:22.160
ROW 3	9 **61** Paul WELCH 1:21.838	8 **34** Paul NIELD 1:21.576	7 **26** Damian LEE 1:21.556
ROW 2	6 **5** Steve MOODY 1:21.447	5 **166** Tom RIDLEY 1:20.992	4 **1** Alan COOPER 1:20.863
ROW 1	3 **27** Richard HAYWARD 1:20.642	2 **110** Mark HAIGH 1:20.543	1 **51** Kevin WHOLEY 1:20.262

Pole

These results are provisional until the conclusion of any judicial and technical matters.

Donington Park National: 1.9790 miles

Clerk Of Course: Caroline Patterson / Andy Brown	Timekeeper: Richard Evans	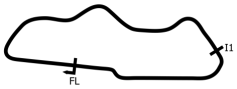

Results can be found at www.tsl-timing.com

Printed - 11:12 Sunday, 26 July 2026



BMCRC - MRO Championships - Rnd 6 @ Donington Park National

Yamaha Past Masters

RACE 13 - CLASSIFICATION

Race Distance: 10 Laps / 19.79 miles

POS	NO	CL	PIC	NAME	ENTRY	LAPS	TIME	GAP	DIFF	MPH	BEST	ON	GRD	↑↓
1	**51**		1	**Kevin WHOLEY**	Yamaha TZR 250 - Twistgrip Motorcycles	**10**	13:21.541			88.71	**1:18.555**	7	1	0
2	**110**		2	**Mark HAIGH**	Yamaha TZR 250 - Chesterfield CarClinic/2T	**10**	13:26.865	**5.324**	5.324	88.13	**1:19.412**	2	2	0
3	**27**		3	**Richard HAYWARD**	Yamaha TZR 250 - BC vehicle repairs/ Merlin Pipes	**10**	13:34.790	**13.249**	7.925	87.27	**1:19.792**	5	3	0
4	**61**		4	**Paul WELCH**	Yamaha TZR 250 -	**10**	13:35.880	**14.339**	1.090	87.15	**1:20.402**	2	9	5
5	**166**		5	**Tom RIDLEY**	Yamaha TZR 250 - Chamery Hall Roundhouses	**10**	13:37.651	**16.110**	1.771	86.96	**1:20.907**	7	5	0
6	**34**	C	1	**Paul NIELD**	Yamaha TZR 250 - Ridesure	**10**	13:41.086	**19.545**	3.435	86.60	**1:21.263**	2	8	2
7	**26**		6	**Damian LEE**	Yamaha TZR 250 - Leed Autos	**10**	13:48.163	**26.622**	7.077	85.86	**1:21.665**	8	7	0
8	**31**	C	2	**Abigail MARSHALL**	Yamaha TZR 250 - Len Whalin Racing and Macrae Racing	**10**	13:50.923	**29.382**	2.760	85.57	**1:21.634**	6	10	2
9	**99**		7	**Calvin HOGAN**	Yamaha TZR 250 - F.G Racing by Taymar M/c's	**10**	14:00.704	**39.163**	9.781	84.58	**1:23.184**	3	11	2
10	**73**	C	3	**Colvin TURNER**	Yamaha TZR 250 -	**10**	14:41.959	**1:20.418**	41.255	80.62	**1:26.489**	2	13	3
11	**50**	JC	1	**Chris WHITLOCK**	Yamaha TZR 250 - TVC technology solutions	**10**	14:42.541	**1:21.000**	0.582	80.57	**1:27.392**	5	19	8
12	**55**	C	4	**Nick SHORTER**	Yamaha TZR 250 1KT - Humanicks Consulting Ltd	**10**	14:46.996	**1:25.455**	4.455	80.16	**1:26.170**	8	14	2
13	**333**	C	5	**Mark STUBBERFIELD**	Yamaha TZR 250 - Polished concrete London	**9**	13:24.894	**1 Lap**	1 Lap	79.49	**1:27.615**	6	17	4
14	**77**	JC	2	**Adam COLLINS**	Yamaha TZR 250 - 2 Cows Racing	**9**	13:25.208	**1 Lap**	0.314	79.46	**1:26.595**	9	20	6
15	**297**	C	6	**Peter NICHOLLS**	Yamaha TZR 250 -	**9**	13:25.539	**1 Lap**	0.331	79.43	**1:26.739**	8	15	0
16	**42**	C	7	**Martin PEARSON**	Yamaha TZR 250 - Viking Consultants	**9**	13:26.829	**1 Lap**	1.290	79.30	**1:27.303**	9	23	7
17	**69**	C	8	**Mark ELLERAY**	Yamaha TZR 250 - Abbot Solutions Ltd	**9**	13:27.810	**1 Lap**	0.981	79.20	**1:27.678**	5	16	-1
18	**199**	C	9	**Michael FROST**	Yamaha TZR 250 -	**9**	13:27.986	**1 Lap**	0.176	79.19	**1:27.795**	8	21	3
19	**67**	C	10	**Mark BAILEY**	Yamaha TZR 250 - Elite AC Ltd. madbikerdesigns	**9**	13:35.222	**1 Lap**	7.236	78.48	**1:28.492**	5	26	7
20	**228**		8	**Clive EMERSON**	Yamaha RD 350 YPVS -	**9**	13:50.808	**1 Lap**	15.586	77.01	**1:30.214**	5	25	5
21	**100**	C	11	**Nathan WISNIEWSKI**	Yamaha TZR 250 - Mad Biker Designs	**9**	13:54.117	**1 Lap**	3.309	76.71	**1:30.752**	5	24	3

NOT CLASSIFIED

DNF	**1**			**Alan COOPER**	Yamaha TZR 250 - Twistgrip Motorcycles	**8**	10:42.479	**2 Laps**	1 Lap	88.50	**1:19.386**	3	4	
DNF	**3**	JC		**Becky McKENZIE**	Yamaha TZR 251 -	**7**	11:20.948	**3 Laps**	1 Lap	73.03	**1:32.436**	3	27	
DNF	**5**			**Steve MOODY**	Yamaha TZR 250 -	**0**							6	

NOT STARTED

NS	**45**	C		**Robert WHITTAKER**	Yamaha TZR 250 -								12	
NS	**911**			**Adam SHERIFF**	Yamaha TZR 250 - KBS motorsport								18	
NS	**162**			**Darren COOPER**	Yamaha TZR 250 - Twistgrip Motorcycles								22	
NS	**64**	C		**Iain DAVIS**	Yamaha TZR 250 -								28	
NS	**62**	JC		**David PATERSON**	Yamaha TZR 250 - The love of a good woman								29	
NS	**10**	JC		**Hugh BRIGHTON**	Yamaha TZR 250 2MA -								30	
NS	**36**	JC		**Phil ZANUTTO**	Yamaha TZR 250 - App racing/papyrus								31	
NS	**52**			**Haydon SMITH**	Yamaha TZR 250 - HI-Precision Engineering Ltd								32	
NS	**46**	C		**Kevin MARSHALL**	Yamaha TZR 250 - Stacey Processing								33	

FASTEST LAP

	51		**Kevin WHOLEY**	Yamaha TZR 250 - Twistgrip Motorcycles	**7**	1:18.555	90.69 mph	145.96 kph
	34	C	**Paul NIELD**	Yamaha TZR 250 - Ridesure	**2**	1:21.263	87.67 mph	141.09 kph
	77	JC	**Adam COLLINS**	Yamaha TZR 250 - 2 Cows Racing	**9**	1:26.595	82.27 mph	132.40 kph

Class - 92.5% of Race Speed = 82.05 mph
Class C - 92.5% of Race Speed = 80.10 mph
Class JC - 92.5% of Race Speed = 74.52 mph

Weather / Track : Cloudy / Dry
These results are provisional until the conclusion of any judicial and technical matters.

Date: 26/07/2026 Start: 15:05 Finish: 15:18
Donington Park National: 1.9790 miles

Clerk Of Course: Caroline Patterson / Andy Brown	Timekeeper: Richard Evans	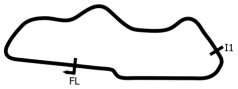

Results can be found at www.tsl-timing.com

Printed - 15:21 Sunday, 26 July 2026

BMCRC - MRO Championships - Rnd 6 @ Donington Park National

Yamaha Past Masters

RACE 13 - LAP CHART

LAP 1	@ 15:06:29.715	
NO	BEHIND	LAP TIME
51		1:22.431
110	1.225	1:23.656
27	1.833	1:24.264
1	1.876	1:24.307
166	2.069	1:24.500
61	2.897	1:25.328
34	3.093	1:25.524
26	4.567	1:26.998
99	5.252	1:27.683
31	5.372	1:27.803
73	7.332	1:29.763
50	9.486	1:31.917
55	12.599	1:35.030
333	12.789	1:35.220
199	13.158	1:35.589
77	13.945	1:36.376
67	14.645	1:37.076
69	14.866	1:37.297
42	15.056	1:37.487
297	15.607	1:38.038
228	17.434	1:39.865
100	17.623	1:40.054
3	18.698	1:41.129

LAP 2	@ 15:07:49.487	
NO	BEHIND	LAP TIME
51		1:19.772
110	0.865	1:19.412
1	1.687	1:19.583
27	2.953	1:20.892
61	3.527	1:20.402
166	3.671	1:21.374
34	4.584	1:21.263
26	7.173	1:22.378
31	8.296	1:22.696
99	8.800	1:23.320
73	14.049	1:26.489
50	17.900	1:28.186
55	22.755	1:29.928
333	23.056	1:30.039
199	23.428	1:30.042
77	24.183	1:30.010
67	24.680	1:29.807
42	25.275	1:29.991
69	25.561	1:30.467
297	25.775	1:29.940
228	29.111	1:31.449
100	29.579	1:31.728
3	32.307	1:33.381

LAP 3	@ 15:09:08.565	
NO	BEHIND	LAP TIME
51		1:19.078
110	1.776	1:19.989
1	1.995	1:19.386
27	4.831	1:20.956
61	6.082	1:21.633
166	6.161	1:21.568
34	6.935	1:21.429
26	10.290	1:22.195
31	12.048	1:22.830
99	12.906	1:23.184
73	22.366	1:27.395
50	26.748	1:27.926
55	33.247	1:29.570
199	33.532	1:29.182
333	33.994	1:30.016
77	34.295	1:29.190
42	35.568	1:29.371
67	36.116	1:30.514
297	36.200	1:29.503
69	36.470	1:29.987
228	41.123	1:31.090
100	41.611	1:31.110
3	45.665	1:32.436

LAP 4	@ 15:10:27.885	
NO	BEHIND	LAP TIME
51		1:19.320
110	2.266	1:19.810
1	2.660	1:19.985
27	6.258	1:20.747
61	7.857	1:21.095
166	8.144	1:21.303
34	9.159	1:21.544
26	13.423	1:22.453
31	15.347	1:22.619
99	16.980	1:23.394
73	30.588	1:27.542
50	35.167	1:27.739
55	43.861	1:29.934
199	44.081	1:29.869
333	44.140	1:29.466
77	44.867	1:29.892
297	45.022	1:28.142
42	45.291	1:29.043
69	46.014	1:28.864
67	46.777	1:29.981
228	53.500	1:31.697
100	54.315	1:32.024
3	1:01.090	1:34.745

LAP 5	@ 15:11:47.064	
NO	BEHIND	LAP TIME
51		1:19.179
110	2.837	1:19.750
1	2.976	1:19.495
27	6.871	1:19.792
166	9.887	1:20.922
61	10.469	1:21.791
34	11.396	1:21.416
26	16.968	1:22.724
31	18.538	1:22.370
99	21.617	1:23.816
73	38.879	1:27.470
50	43.380	1:27.392
55	52.719	1:28.037
333	52.803	1:27.842
199	53.182	1:28.280
77	53.341	1:27.653
297	54.353	1:28.510
69	54.513	1:27.678
42	55.178	1:29.066
67	56.090	1:28.492
228	1:04.535	1:30.214
100	1:05.888	1:30.752
3	1:15.704	1:33.793

LAP 6	@ 15:13:06.432	
NO	BEHIND	LAP TIME
51		1:19.368
110	2.999	1:19.530
1	3.143	1:19.535
27	8.308	1:20.805
61	12.207	1:21.106
166	12.518	1:21.999
34	13.683	1:21.655
26	20.609	1:23.009
31	20.804	1:21.634
99	26.013	1:23.764
73	48.554	1:29.043
50	51.742	1:27.730
55	1:00.452	1:27.101
333	1:01.050	1:27.615
297	1:02.935	1:27.950
77	1:03.088	1:29.115
69	1:03.584	1:28.439
199	1:03.600	1:29.786
42	1:04.184	1:28.374
67	1:06.248	1:29.526
228	1:16.636	1:31.469
100	1:17.750	1:31.230

LAP 7	@ 15:14:24.987	
NO	BEHIND	LAP TIME
51		1:18.555
110	4.323	1:19.879
1	4.417	1:19.829
27	10.802	1:21.049
3	1 Lap	1:34.882
61	14.689	1:21.037
166	14.870	1:20.907
34	16.510	1:21.382
26	23.786	1:21.732
31	24.948	1:22.699
99	31.236	1:23.778
73	58.254	1:28.255
50	1:00.662	1:27.475
55	1:08.821	1:26.924
333	1:10.335	1:27.840
77	1:12.744	1:28.211
199	1:13.606	1:28.561
297	1:13.733	1:29.353
69	1:14.026	1:28.997
42	1:14.204	1:28.575
67	1:17.335	1:29.642

LAP 8	@ 15:15:44.552	
NO	BEHIND	LAP TIME
51		1:19.565
1	5.211	1:20.359
110	5.455	1:20.697
228	1 Lap	1:31.979
100	1 Lap	1:32.179
27	12.790	1:21.553
61	16.160	1:21.036
166	17.132	1:21.827
34	18.921	1:21.976
26	25.886	1:21.665
31	27.661	1:22.278
99	35.751	1:24.080
3	1 Lap	1:50.582 **P**
73	1:07.115	1:28.426
50	1:08.615	1:27.518
55	1:15.426	1:26.170
333	1:18.455	1:27.685
297	1:20.907	1:26.739
77	1:21.345	1:28.166

LAP 9	@ 15:17:05.954	
NO	BEHIND	LAP TIME
51		1:21.402
199	1 Lap	1:27.795
42	1 Lap	1:27.619
69	1 Lap	1:28.041
110	6.146	1:22.093
67	1 Lap	1:29.785
27	13.761	1:22.373
61	16.159	1:21.401
166	17.618	1:21.888
34	19.910	1:22.391
228	1 Lap	1:31.845
100	1 Lap	1:32.073
26	26.355	1:21.871
31	29.416	1:23.157
99	38.040	1:23.691
73	1:15.839	1:30.126
50	1:15.950	1:28.737
55	1:21.499	1:27.475

LAP 10	@ 15:18:28.825	
NO	BEHIND	LAP TIME
51		1:22.871
333	1 Lap	1:29.171
77	1 Lap	1:26.595
297	1 Lap	1:27.364
42	1 Lap	1:27.303
110	5.324	1:22.049
69	1 Lap	1:28.040
199	1 Lap	1:28.882
27	13.249	1:22.359
67	1 Lap	1:30.399
61	14.339	1:21.051
166	16.110	1:21.363
34	19.545	1:22.506
26	26.622	1:23.138
228	1 Lap	1:31.200
31	29.382	1:22.837
100	1 Lap	1:32.967
99	39.163	1:23.994
73	1:20.418	1:27.450
50	1:21.000	1:27.921
55	1:25.455	1:26.827

Weather / Track : Cloudy / Dry

Donington Park National: 1.9790 miles
Date: 26/07/2026 Start: 15:05 Finish: 15:18

Results can be found at www.tsl-timing.com

Printed - 15:22 Sunday, 26 July 2026

BMCRC - MRO Championships - Rnd 6 @ Donington Park National

Yamaha Past Masters

RACE 13 - POSITION CHART

No	Name	Lap Pos	1	2	3	4	5	6	7	8	9	10
51	WHOLEY	1	51	51	51	51	51	51	51	51	51	51
110	HAIGH	2	110	110	110	110	110	110	110	1	110	110
27	HAYWARD	3	27	1	1	1	1	1	1	110	27	27
1	COOPER	4	1	27	27	27	27	27	27	27	61	61
166	RIDLEY	5	166	61	61	61	166	61	61	61	166	166
5	MOODY	6	61	166	166	166	61	166	166	166	34	34
26	LEE	7	34	34	34	34	34	34	34	34	26	26
34	NIELD	8	26	26	26	26	26	26	26	26	31	31
61	WELCH	9	99	31	31	31	31	31	31	31	99	99
31	MARSHALL	10	31	99	99	99	99	99	99	99	73	73
99	HOGAN	11	73	73	73	73	73	73	73	73	50	50
45	WHITTAKER	12	50	50	50	50	50	50	50	50	55	55
73	TURNER	13	55	55	55	55	55	55	55	55	333	
55	SHORTER	14	333	333	199	199	333	333	333	333	77	
297	NICHOLLS	15	199	199	333	333	199	297	77	297	297	
69	ELLERAY	16	77	77	77	77	77	77	199	77	42	
333	STUBBERFIELD	17	67	67	42	297	297	69	297	199	69	
911	SHERIFF	18	69	42	67	42	69	199	69	42	199	
50	WHITLOCK	19	42	69	297	69	42	42	42	69	67	
77	COLLINS	20	297	297	69	67	67	67	67	67	228	
199	FROST	21	228	228	228	228	228	228	228	228	100	
162	COOPER	22	100	100	100	100	100	100	100	100		
42	PEARSON	23	3	3	3	3	3	3	*3*			
100	WISNIEWSKI	24										
228	EMERSON	25										
67	BAILEY	26										
3	McKENZIE	27										
64	DAVIS	28										
62	PATERSON	29										
10	BRIGHTON	30										
36	ZANUTTO	31										
52	SMITH	32										
46	MARSHALL	33										

Weather / Track : Cloudy / Dry

Donington Park National: 1.9790 miles
Date: 26/07/2026 Start: 15:05 Finish: 15:18

Results can be found at www.tsl-timing.com

Printed - 15:22 Sunday, 26 July 2026

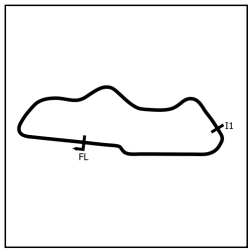

BMCRC - MRO Championships - Rnd 6 @ Donington Park National

Yamaha Past Masters

RACE 13 - SECTOR ANALYSIS

SECTOR 1 = FL to I1, SECTOR 2 = I1 to FL, DIFF = Difference To Personal Best Lap, P = Crossed Finish Line in Pit Lane, D = Time Disallowed

P1 51 Kevin WHOLEY — Yamaha TZR 250 - Twistgrip Motorcycles

IDEAL LAP TIME : 1:18.555 BEST LAP TIME : 1:18.555 DIFFERENCE : 0.000

LAP	SECTOR 1	SECTOR 2	LAP TIME		MPH	DIFF	TIME OF DAY
1 -		28.504	1:22.431		86.43	3.876	15:06:29.715
2 -	51.108	28.664	1:19.772		89.31	1.217	15:07:49.487
3 -	50.735	28.343	1:19.078	(2)	90.09	0.523	15:09:08.565
4 -	50.589	28.731	1:19.320		89.82	0.765	15:10:27.885
5 -	50.663	28.516	1:19.179	(3)	89.98	0.624	15:11:47.064
6 -	50.907	28.461	1:19.368		89.76	0.813	15:13:06.432
7 -	***50.482***	***28.073***	***1:18.555***	**(1)**	***90.69***		***15:14:24.987***
8 -	51.002	28.563	1:19.565		89.54	1.010	15:15:44.552
9 -	51.526	29.876	1:21.402		87.52	2.847	15:17:05.954
10 -	54.063	28.808	1:22.871		85.97	4.316	15:18:28.825

P2 110 Mark HAIGH — Yamaha TZR 250 - Chesterfield CarClinic/2T

IDEAL LAP TIME : 1:19.213 BEST LAP TIME : 1:19.412 DIFFERENCE : 0.199

LAP	SECTOR 1	SECTOR 2	LAP TIME		MPH	DIFF	TIME OF DAY
1 -		***28.198***	1:23.656		85.16	4.244	15:06:30.940
2 -	***51.015***	28.397	***1:19.412***	**(1)**	***89.71***		***15:07:50.352***
3 -	51.378	28.611	1:19.989		89.07	0.577	15:09:10.341
4 -	51.255	28.555	1:19.810		89.27	0.398	15:10:30.151
5 -	51.366	28.384	1:19.750	(3)	89.33	0.338	15:11:49.901
6 -	51.069	28.461	1:19.530	(2)	89.58	0.118	15:13:09.431
7 -	51.238	28.641	1:19.879		89.19	0.467	15:14:29.310
8 -	51.798	28.899	1:20.697		88.28	1.285	15:15:50.007
9 -	52.980	29.113	1:22.093		86.78	2.681	15:17:12.100
10 -	52.418	29.631	1:22.049		86.83	2.637	15:18:34.149

P3 27 Richard HAYWARD — Yamaha TZR 250 - BC vehicle repairs/ Merlin Pipes

IDEAL LAP TIME : 1:19.792 BEST LAP TIME : 1:19.792 DIFFERENCE : 0.000

LAP	SECTOR 1	SECTOR 2	LAP TIME		MPH	DIFF	TIME OF DAY
1 -		29.003	1:24.264		84.55	4.472	15:06:31.548
2 -	52.310	28.582	1:20.892		88.07	1.100	15:07:52.440
3 -	52.062	28.894	1:20.956		88.00	1.164	15:09:13.396
4 -	52.074	28.673	1:20.747	(2)	88.23	0.955	15:10:34.143
5 -	***51.257***	***28.535***	***1:19.792***	**(1)**	***89.29***		***15:11:53.935***
6 -	51.665	29.140	1:20.805	(3)	88.17	1.013	15:13:14.740
7 -	51.809	29.240	1:21.049		87.90	1.257	15:14:35.789
8 -	52.464	29.089	1:21.553		87.36	1.761	15:15:57.342
9 -	53.072	29.301	1:22.373		86.49	2.581	15:17:19.715
10 -	52.780	29.579	1:22.359		86.50	2.567	15:18:42.074

P4 61 Paul WELCH — Yamaha TZR 250 -

IDEAL LAP TIME : 1:20.402 BEST LAP TIME : 1:20.402 DIFFERENCE : 0.000

LAP	SECTOR 1	SECTOR 2	LAP TIME		MPH	DIFF	TIME OF DAY
1 -		28.772	1:25.328		83.49	4.926	15:06:32.612
2 -	***51.791***	***28.611***	***1:20.402***	**(1)**	***88.61***		***15:07:53.014***
3 -	52.676	28.957	1:21.633		87.27	1.231	15:09:14.647
4 -	51.997	29.098	1:21.095		87.85	0.693	15:10:35.742
5 -	52.681	29.110	1:21.791		87.10	1.389	15:11:57.533
6 -	52.134	28.972	1:21.106		87.84	0.704	15:13:18.639
7 -	52.017	29.020	1:21.037	(3)	87.91	0.635	15:14:39.676
8 -	51.889	29.147	1:21.036	(2)	87.91	0.634	15:16:00.712
9 -	52.364	29.037	1:21.401		87.52	0.999	15:17:22.113
10 -	51.901	29.150	1:21.051		87.90	0.649	15:18:43.164

BMCRC - MRO Championships - Rnd 6 @ Donington Park National

Yamaha Past Masters

RACE 13 - SECTOR ANALYSIS

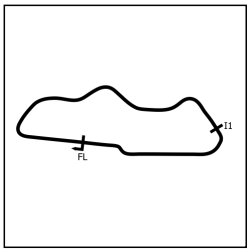

SECTOR 1 = FL to I1, SECTOR 2 = I1 to FL, DIFF = Difference To Personal Best Lap, P = Crossed Finish Line in Pit Lane, D = Time Disallowed

P5 166 Tom RIDLEY — Yamaha TZR 250 - Chamery Hall Roundhouses

IDEAL LAP TIME : 1:20.029 BEST LAP TIME : 1:20.907 DIFFERENCE : 0.878

LAP	SECTOR 1	SECTOR 2	LAP TIME		MPH	DIFF	TIME OF DAY
1 -		***28.420***	1:24.500		84.31	3.593	15:06:31.784
2 -	52.349	29.025	1:21.374		87.55	0.467	15:07:53.158
3 -	52.318	29.250	1:21.568		87.34	0.661	15:09:14.726
4 -	52.158	29.145	1:21.303	**(3)**	87.63	0.396	15:10:36.029
5 -	***51.609***	29.313	1:20.922	**(2)**	88.04	0.015	15:11:56.951
6 -	52.391	29.608	1:21.999		86.88	1.092	15:13:18.950
7 -	51.947	28.960	***1:20.907***	**(1)**	***88.05***		***15:14:39.857***
8 -	52.665	29.162	1:21.827		87.06	0.920	15:16:01.684
9 -	52.659	29.229	1:21.888		87.00	0.981	15:17:23.572
10 -	52.280	29.083	1:21.363		87.56	0.456	15:18:44.935

P6 34 C Paul NIELD — Yamaha TZR 250 - Ridesure

IDEAL LAP TIME : 1:21.263 BEST LAP TIME : 1:21.263 DIFFERENCE : 0.000

LAP	SECTOR 1	SECTOR 2	LAP TIME		MPH	DIFF	TIME OF DAY
1 -		29.235	1:25.524		83.30	4.261	15:06:32.808
2 -	***52.097***	***29.166***	***1:21.263***	**(1)**	***87.67***		***15:07:54.071***
3 -	52.257	29.172	1:21.429		87.49	0.166	15:09:15.500
4 -	52.270	29.274	1:21.544		87.37	0.281	15:10:37.044
5 -	52.169	29.247	1:21.416	**(3)**	87.50	0.153	15:11:58.460
6 -	52.178	29.477	1:21.655		87.25	0.392	15:13:20.115
7 -	52.109	29.273	1:21.382	**(2)**	87.54	0.119	15:14:41.497
8 -	52.282	29.694	1:21.976		86.91	0.713	15:16:03.473
9 -	52.636	29.755	1:22.391		86.47	1.128	15:17:25.864
10 -	52.539	29.967	1:22.506		86.35	1.243	15:18:48.370

P7 26 Damian LEE — Yamaha TZR 250 - Leed Autos

IDEAL LAP TIME : 1:21.411 BEST LAP TIME : 1:21.665 DIFFERENCE : 0.254

LAP	SECTOR 1	SECTOR 2	LAP TIME		MPH	DIFF	TIME OF DAY
1 -		29.281	1:26.998		81.89	5.333	15:06:34.282
2 -	53.052	29.326	1:22.378		86.48	0.713	15:07:56.660
3 -	52.686	29.509	1:22.195		86.67	0.530	15:09:18.855
4 -	52.954	29.499	1:22.453		86.40	0.788	15:10:41.308
5 -	52.778	29.946	1:22.724		86.12	1.059	15:12:04.032
6 -	53.026	29.983	1:23.009		85.82	1.344	15:13:27.041
7 -	***52.150***	29.582	1:21.732	**(2)**	87.17	0.067	15:14:48.773
8 -	52.404	***29.261***	***1:21.665***	**(1)**	***87.24***		***15:16:10.438***
9 -	52.493	29.378	1:21.871	**(3)**	87.02	0.206	15:17:32.309
10 -	53.764	29.374	1:23.138		85.69	1.473	15:18:55.447

P8 31 C Abigail MARSHALL — Yamaha TZR 250 - Len Whalin Racing and Macrae Racing

IDEAL LAP TIME : 1:21.586 BEST LAP TIME : 1:21.634 DIFFERENCE : 0.048

LAP	SECTOR 1	SECTOR 2	LAP TIME		MPH	DIFF	TIME OF DAY
1 -		29.218	1:27.803		81.14	6.169	15:06:35.087
2 -	53.325	29.371	1:22.696		86.15	1.062	15:07:57.783
3 -	53.178	29.652	1:22.830		86.01	1.196	15:09:20.613
4 -	53.145	29.474	1:22.619		86.23	0.985	15:10:43.232
5 -	53.028	29.342	1:22.370	**(3)**	86.49	0.736	15:12:05.602
6 -	52.557	***29.077***	***1:21.634***	**(1)**	***87.27***		***15:13:27.236***
7 -	53.330	29.369	1:22.699		86.15	1.065	15:14:49.935
8 -	***52.509***	29.769	1:22.278	**(2)**	86.59	0.644	15:16:12.213
9 -	53.653	29.504	1:23.157		85.67	1.523	15:17:35.370
10 -	53.272	29.565	1:22.837		86.00	1.203	15:18:58.207

BMCRC - MRO Championships - Rnd 6 @ Donington Park National

Yamaha Past Masters

RACE 13 - SECTOR ANALYSIS

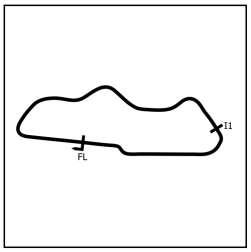

SECTOR 1 = FL to I1, SECTOR 2 = I1 to FL, DIFF = Difference To Personal Best Lap, P = Crossed Finish Line in Pit Lane, D = Time Disallowed

P9 99 Calvin HOGAN — Yamaha TZR 250 - F.G Racing by Taymar M/c's

IDEAL LAP TIME : 1:22.755 BEST LAP TIME : 1:23.184 DIFFERENCE : 0.429

LAP	SECTOR 1	SECTOR 2	LAP TIME		MPH	DIFF	TIME OF DAY
1 -		29.537	1:27.683		81.25	4.499	15:06:34.967
2 -	53.799	***29.521***	1:23.320	**(2)**	85.50	0.136	15:07:58.287
3 -	***53.234***	29.950	***1:23.184***	**(1)**	***85.64***		***15:09:21.471***
4 -	53.560	29.834	1:23.394	**(3)**	85.43	0.210	15:10:44.865
5 -	53.666	30.150	1:23.816		85.00	0.632	15:12:08.681
6 -	53.463	30.301	1:23.764		85.05	0.580	15:13:32.445
7 -	53.539	30.239	1:23.778		85.04	0.594	15:14:56.223
8 -	53.589	30.491	1:24.080		84.73	0.896	15:16:20.303
9 -	53.561	30.130	1:23.691		85.13	0.507	15:17:43.994
10 -	53.695	30.299	1:23.994		84.82	0.810	15:19:07.988

P10 73 C Colvin TURNER — Yamaha TZR 250 -

IDEAL LAP TIME : 1:25.495 BEST LAP TIME : 1:26.489 DIFFERENCE : 0.994

LAP	SECTOR 1	SECTOR 2	LAP TIME		MPH	DIFF	TIME OF DAY
1 -		***30.581***	1:29.763		79.37	3.274	15:06:37.047
2 -	***54.914***	31.575	***1:26.489***	**(1)**	***82.37***		***15:08:03.536***
3 -	55.372	32.023	1:27.395	**(2)**	81.52	0.906	15:09:30.931
4 -	55.724	31.818	1:27.542		81.38	1.053	15:10:58.473
5 -	55.782	31.688	1:27.470		81.45	0.981	15:12:25.943
6 -	57.008	32.035	1:29.043		80.01	2.554	15:13:54.986
7 -	56.319	31.936	1:28.255		80.72	1.766	15:15:23.241
8 -	55.986	32.440	1:28.426		80.57	1.937	15:16:51.667
9 -	57.998	32.128	1:30.126		79.05	3.637	15:18:21.793
10 -	55.538	31.912	1:27.450	**(3)**	81.47	0.961	15:19:49.243

P11 50 JC Chris WHITLOCK — Yamaha TZR 250 - TVC technology solutions

IDEAL LAP TIME : 1:27.230 BEST LAP TIME : 1:27.392 DIFFERENCE : 0.162

LAP	SECTOR 1	SECTOR 2	LAP TIME		MPH	DIFF	TIME OF DAY
1 -		31.524	1:31.917		77.51	4.525	15:06:39.201
2 -	56.488	31.698	1:28.186		80.79	0.794	15:08:07.387
3 -	56.335	31.591	1:27.926		81.02	0.534	15:09:35.313
4 -	56.660	31.079	1:27.739		81.20	0.347	15:11:03.052
5 -	56.365	***31.027***	***1:27.392***	**(1)**	***81.52***		***15:12:30.444***
6 -	56.247	31.483	1:27.730		81.21	0.338	15:13:58.174
7 -	***56.203***	31.272	1:27.475	**(2)**	81.44	0.083	15:15:25.649
8 -	56.471	31.047	1:27.518	**(3)**	81.40	0.126	15:16:53.167
9 -	57.128	31.609	1:28.737		80.28	1.345	15:18:21.904
10 -	56.872	31.049	1:27.921		81.03	0.529	15:19:49.825

P12 55 C Nick SHORTER — Yamaha TZR 250 1KT - Humanicks Consulting Ltd

IDEAL LAP TIME : 1:26.170 BEST LAP TIME : 1:26.170 DIFFERENCE : 0.000

LAP	SECTOR 1	SECTOR 2	LAP TIME		MPH	DIFF	TIME OF DAY
1 -		32.031	1:35.030		74.97	8.860	15:06:42.314
2 -	58.004	31.924	1:29.928		79.22	3.758	15:08:12.242
3 -	57.834	31.736	1:29.570		79.54	3.400	15:09:41.812
4 -	58.297	31.637	1:29.934		79.22	3.764	15:11:11.746
5 -	56.275	31.762	1:28.037		80.92	1.867	15:12:39.783
6 -	56.117	30.984	1:27.101		81.79	0.931	15:14:06.884
7 -	55.801	31.123	1:26.924	**(3)**	81.96	0.754	15:15:33.808
8 -	***55.595***	***30.575***	***1:26.170***	**(1)**	***82.68***		***15:16:59.978***
9 -	56.626	30.849	1:27.475		81.44	1.305	15:18:27.453
10 -	55.723	31.104	1:26.827	**(2)**	82.05	0.657	15:19:54.280

BMCRC - MRO Championships - Rnd 6 @ Donington Park National

Yamaha Past Masters

RACE 13 - SECTOR ANALYSIS

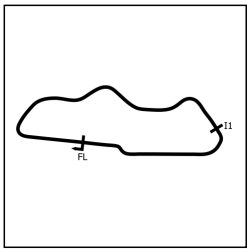

SECTOR 1 = FL to I1, SECTOR 2 = I1 to FL, DIFF = Difference To Personal Best Lap, P = Crossed Finish Line in Pit Lane, D = Time Disallowed

P13 333 C Mark STUBBERFIELD Yamaha TZR 250 - Polished concrete London

IDEAL LAP TIME : 1:27.357 BEST LAP TIME : 1:27.615 DIFFERENCE : 0.258

LAP	SECTOR 1	SECTOR 2	LAP TIME		MPH	DIFF	TIME OF DAY
1 -		32.595	1:35.220		74.82	7.605	15:06:42.504
2 -	58.103	31.936	1:30.039		79.12	2.424	15:08:12.543
3 -	57.735	32.281	1:30.016		79.14	2.401	15:09:42.559
4 -	57.787	31.679	1:29.466		79.63	1.851	15:11:12.025
5 -	56.763	31.079	1:27.842		81.10	0.227	15:12:39.867
6 -	56.576	***31.039***	***1:27.615***	**(1)**	***81.31***		***15:14:07.482***
7 -	56.511	31.329	1:27.840	**(3)**	81.10	0.225	15:15:35.322
8 -	***56.318***	31.367	1:27.685	**(2)**	81.25	0.070	15:17:03.007
9 -	57.941	31.230	1:29.171		79.89	1.556	15:18:32.178

P14 77 JC Adam COLLINS Yamaha TZR 250 - 2 Cows Racing

IDEAL LAP TIME : 1:26.595 BEST LAP TIME : 1:26.595 DIFFERENCE : 0.000

LAP	SECTOR 1	SECTOR 2	LAP TIME		MPH	DIFF	TIME OF DAY
1 -		32.290	1:36.376		73.92	9.781	15:06:43.660
2 -	57.635	32.375	1:30.010		79.15	3.415	15:08:13.670
3 -	57.519	31.671	1:29.190		79.88	2.595	15:09:42.860
4 -	57.869	32.023	1:29.892		79.25	3.297	15:11:12.752
5 -	56.410	31.243	1:27.653	**(2)**	81.28	1.058	15:12:40.405
6 -	56.944	32.171	1:29.115		79.94	2.520	15:14:09.520
7 -	55.921	32.290	1:28.211		80.76	1.616	15:15:37.731
8 -	56.410	31.756	1:28.166	**(3)**	80.80	1.571	15:17:05.897
9 -	***55.631***	***30.964***	***1:26.595***	**(1)**	***82.27***		***15:18:32.492***

P15 297 C Peter NICHOLLS Yamaha TZR 250 -

IDEAL LAP TIME : 1:26.139 BEST LAP TIME : 1:26.739 DIFFERENCE : 0.600

LAP	SECTOR 1	SECTOR 2	LAP TIME		MPH	DIFF	TIME OF DAY
1 -		32.147	1:38.038		72.67	11.299	15:06:45.322
2 -	57.895	32.045	1:29.940		79.21	3.201	15:08:15.262
3 -	57.192	32.311	1:29.503		79.60	2.764	15:09:44.765
4 -	56.264	31.878	1:28.142		80.83	1.403	15:11:12.907
5 -	57.075	31.435	1:28.510		80.49	1.771	15:12:41.417
6 -	56.215	31.735	1:27.950	**(3)**	81.00	1.211	15:14:09.367
7 -	56.114	33.239	1:29.353		79.73	2.614	15:15:38.720
8 -	***55.229***	31.510	***1:26.739***	**(1)**	***82.13***		***15:17:05.459***
9 -	56.454	***30.910***	1:27.364	**(2)**	81.55	0.625	15:18:32.823

P16 42 C Martin PEARSON Yamaha TZR 250 - Viking Consultants

IDEAL LAP TIME : 1:27.303 BEST LAP TIME : 1:27.303 DIFFERENCE : 0.000

LAP	SECTOR 1	SECTOR 2	LAP TIME		MPH	DIFF	TIME OF DAY
1 -		32.236	1:37.487		73.08	10.184	15:06:44.771
2 -	58.021	31.970	1:29.991		79.17	2.688	15:08:14.762
3 -	57.578	31.793	1:29.371		79.71	2.068	15:09:44.133
4 -	57.317	31.726	1:29.043		80.01	1.740	15:11:13.176
5 -	56.970	32.096	1:29.066		79.99	1.763	15:12:42.242
6 -	56.972	31.402	1:28.374	**(3)**	80.61	1.071	15:14:10.616
7 -	56.888	31.687	1:28.575		80.43	1.272	15:15:39.191
8 -	56.303	31.316	1:27.619	**(2)**	81.31	0.316	15:17:06.810
9 -	***56.131***	***31.172***	***1:27.303***	**(1)**	***81.60***		***15:18:34.113***

BMCRC - MRO Championships - Rnd 6 @ Donington Park National

Yamaha Past Masters

RACE 13 - SECTOR ANALYSIS

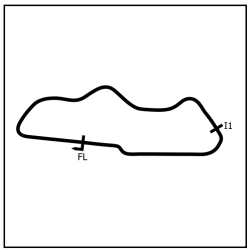

SECTOR 1 = FL to I1, SECTOR 2 = I1 to FL, DIFF = Difference To Personal Best Lap, P = Crossed Finish Line in Pit Lane, D = Time Disallowed

P17 69 C Mark ELLERAY — Yamaha TZR 250 - Abbot Solutions Ltd

IDEAL LAP TIME : 1:27.649 BEST LAP TIME : 1:27.678 DIFFERENCE : 0.029

LAP	SECTOR 1	SECTOR 2	LAP TIME		MPH	DIFF	TIME OF DAY
1 -		32.615	1:37.297		73.22	9.619	15:06:44.581
2 -	57.935	32.532	1:30.467		78.75	2.789	15:08:15.048
3 -	57.819	32.168	1:29.987		79.17	2.309	15:09:45.035
4 -	57.508	31.356	1:28.864		80.17	1.186	15:11:13.899
5 -	***56.295***	31.383	***1:27.678***	***(1)***	***81.25***		***15:12:41.577***
6 -	56.513	31.926	1:28.439		80.55	0.761	15:14:10.016
7 -	56.297	32.700	1:28.997		80.05	1.319	15:15:39.013
8 -	56.687	***31.354***	1:28.041	**(3)**	80.92	0.363	15:17:07.054
9 -	56.494	31.546	1:28.040	**(2)**	80.92	0.362	15:18:35.094

P18 199 C Michael FROST — Yamaha TZR 250 -

IDEAL LAP TIME : 1:27.354 BEST LAP TIME : 1:27.795 DIFFERENCE : 0.441

LAP	SECTOR 1	SECTOR 2	LAP TIME		MPH	DIFF	TIME OF DAY
1 -		32.443	1:35.589		74.53	7.794	15:06:42.873
2 -	58.217	31.825	1:30.042		79.12	2.247	15:08:12.915
3 -	57.675	***31.507***	1:29.182		79.88	1.387	15:09:42.097
4 -	57.291	32.578	1:29.869		79.27	2.074	15:11:11.966
5 -	56.269	32.011	1:28.280	**(2)**	80.70	0.485	15:12:40.246
6 -	57.689	32.097	1:29.786		79.35	1.991	15:14:10.032
7 -	56.188	32.373	1:28.561	**(3)**	80.44	0.766	15:15:38.593
8 -	***55.847***	31.948	***1:27.795***	***(1)***	***81.15***		***15:17:06.388***
9 -	56.796	32.086	1:28.882		80.15	1.087	15:18:35.270

P19 67 C Mark BAILEY — Yamaha TZR 250 - Elite AC Ltd. madbikerdesigns

IDEAL LAP TIME : 1:28.492 BEST LAP TIME : 1:28.492 DIFFERENCE : 0.000

LAP	SECTOR 1	SECTOR 2	LAP TIME		MPH	DIFF	TIME OF DAY
1 -		33.238	1:37.076		73.39	8.584	15:06:44.360
2 -	57.765	32.042	1:29.807		79.33	1.315	15:08:14.167
3 -	57.798	32.716	1:30.514		78.71	2.022	15:09:44.681
4 -	57.587	32.394	1:29.981		79.17	1.489	15:11:14.662
5 -	***56.621***	***31.871***	***1:28.492***	***(1)***	***80.51***		***15:12:43.154***
6 -	56.925	32.601	1:29.526	**(2)**	79.58	1.034	15:14:12.680
7 -	57.563	32.079	1:29.642	**(3)**	79.47	1.150	15:15:42.322
8 -	57.316	32.469	1:29.785		79.35	1.293	15:17:12.107
9 -	58.110	32.289	1:30.399		78.81	1.907	15:18:42.506

P20 228 Clive EMERSON — Yamaha RD 350 YPVS -

IDEAL LAP TIME : 1:29.898 BEST LAP TIME : 1:30.214 DIFFERENCE : 0.316

LAP	SECTOR 1	SECTOR 2	LAP TIME		MPH	DIFF	TIME OF DAY
1 -		33.251	1:39.865		71.34	9.651	15:06:47.149
2 -	58.844	32.605	1:31.449		77.90	1.235	15:08:18.598
3 -	58.840	32.250	1:31.090	**(2)**	78.21	0.876	15:09:49.688
4 -	59.318	32.379	1:31.697		77.69	1.483	15:11:21.385
5 -	***57.816***	32.398	***1:30.214***	***(1)***	***78.97***		***15:12:51.599***
6 -	58.757	32.712	1:31.469		77.89	1.255	15:14:23.068
7 -	59.257	32.722	1:31.979		77.45	1.765	15:15:55.047
8 -	59.542	32.303	1:31.845		77.57	1.631	15:17:26.892
9 -	59.118	***32.082***	1:31.200	**(3)**	78.12	0.986	15:18:58.092

BMCRC - MRO Championships - Rnd 6 @ Donington Park National

Yamaha Past Masters

RACE 13 - SECTOR ANALYSIS

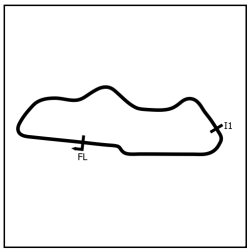

SECTOR 1 = FL to I1, SECTOR 2 = I1 to FL, DIFF = Difference To Personal Best Lap, P = Crossed Finish Line in Pit Lane, D = Time Disallowed

P21 **100** **C** **Nathan WISNIEWSKI** Yamaha TZR 250 - Mad Biker Designs

IDEAL LAP TIME : 1:30.627 BEST LAP TIME : 1:30.752 DIFFERENCE : 0.125

LAP	SECTOR 1	SECTOR 2	LAP TIME		MPH	DIFF	TIME OF DAY
1 -		32.744	1:40.054		71.20	9.302	15:06:47.338
2 -	59.535	32.193	1:31.728		77.67	0.976	15:08:19.066
3 -	59.100	32.010	1:31.110	(2)	78.19	0.358	15:09:50.176
4 -	59.794	32.230	1:32.024		77.42	1.272	15:11:22.200
5 -	***58.621***	32.131	***1:30.752***	**(1)**	***78.50***		***15:12:52.952***
6 -	58.741	32.489	1:31.230	(3)	78.09	0.478	15:14:24.182
7 -	59.685	32.494	1:32.179		77.29	1.427	15:15:56.361
8 -	1:00.067	***32.006***	1:32.073		77.38	1.321	15:17:28.434
9 -	1:00.255	32.712	1:32.967		76.63	2.215	15:19:01.401

P22 **1** **Alan COOPER** Yamaha TZR 250 - Twistgrip Motorcycles

IDEAL LAP TIME : 1:19.237 BEST LAP TIME : 1:19.386 DIFFERENCE : 0.149

LAP	SECTOR 1	SECTOR 2	LAP TIME		MPH	DIFF	TIME OF DAY
1 -		28.448	1:24.307		84.50	4.921	15:06:31.591
2 -	51.465	***28.118***	1:19.583		89.52	0.197	15:07:51.174
3 -	51.260	28.126	***1:19.386***	**(1)**	***89.74***		***15:09:10.560***
4 -	51.274	28.711	1:19.985		89.07	0.599	15:10:30.545
5 -	***51.119***	28.376	1:19.495	(2)	89.62	0.109	15:11:50.040
6 -	51.227	28.308	1:19.535	(3)	89.57	0.149	15:13:09.575
7 -	51.302	28.527	1:19.829		89.24	0.443	15:14:29.404
8 -	52.017	28.342	1:20.359		88.66	0.973	15:15:49.763

P23 **3** **JC** **Becky McKENZIE** Yamaha TZR 251 -

IDEAL LAP TIME : 1:32.436 BEST LAP TIME : 1:32.436 DIFFERENCE : 0.000

LAP	SECTOR 1	SECTOR 2	LAP TIME		MPH	DIFF	TIME OF DAY
1 -		33.183	1:41.129		70.45	8.693	15:06:48.413
2 -	1:00.712	32.669	1:33.381	(2)	76.29	0.945	15:08:21.794
3 -	***1:00.095***	***32.341***	***1:32.436***	**(1)**	***77.07***		***15:09:54.230***
4 -	1:00.388	34.357	1:34.745		75.19	2.309	15:11:28.975
5 -	1:00.115	33.678	1:33.793	(3)	75.96	1.357	15:13:02.768
6 -	1:01.596	33.286	1:34.882		75.08	2.446	15:14:37.650
7 -	1:02.195	IN PIT	1:50.582	**P**	64.42	18.146	15:16:28.232

P24 **5** **Steve MOODY** Yamaha TZR 250 -

IDEAL LAP TIME : BEST LAP TIME : DIFFERENCE :

LAP	SECTOR 1	SECTOR 2	LAP TIME	MPH	DIFF	TIME OF DAY
1 -						

Weather / Track : Cloudy / Dry

Donington Park National: 1.9790 miles
Date: 26/07/2026 Start: 15:05 Finish: 15:18

BMCRC - MRO Championships - Rnd 6 @ Donington Park National

Yamaha Past Masters

RACE 13 - BEST SECTORS

	SECTOR 1		SECTOR 2	
POS	NO	TIME	NO	TIME
1	**51**	**50.482**	**51**	**28.073**
2	**110**	**51.015**	**1**	**28.118**
3	**1**	**51.119**	**110**	**28.198**
4	**27**	**51.257**	**166**	**28.420**
5	**166**	**51.609**	**27**	**28.535**
6	**61**	**51.791**	**61**	**28.611**
7	**34**	**52.097**	**31**	**29.077**
8	**26**	**52.150**	**34**	**29.166**
9	**31**	**52.509**	**26**	**29.261**
10	**99**	**53.234**	**99**	**29.521**
11	**73**	**54.914**	**55**	**30.575**
12	**297**	**55.229**	**73**	**30.581**
13	**55**	**55.595**	**297**	**30.910**
14	**77**	**55.631**	**77**	**30.964**
15	**199**	**55.847**	**50**	**31.027**
16	**42**	**56.131**	**333**	**31.039**
17	**50**	**56.203**	**42**	**31.172**
18	**69**	**56.295**	**69**	**31.354**
19	**333**	**56.318**	**199**	**31.507**
20	**67**	**56.621**	**67**	**31.871**
21	**228**	**57.816**	**100**	**32.006**
22	**100**	**58.621**	**228**	**32.082**
23	**3**	**1:00.095**	**3**	**32.341**
24				

IDEAL / BEST COMPARISON

POS	NO	NAME	IDEAL	BEST	DIFF
		PERFECT LAP	**1:18.555**		
1	**51**	WHOLEY	1:18.555	1:18.555	**0.000**
2	**110**	HAIGH	1:19.213	1:19.412	**0.199**
3	**1**	COOPER	1:19.237	1:19.386	**0.149**
4	**27**	HAYWARD	1:19.792	1:19.792	**0.000**
5	**166**	RIDLEY	1:20.029	1:20.907	**0.878**
6	**61**	WELCH	1:20.402	1:20.402	**0.000**
7	**34**	NIELD	1:21.263	1:21.263	**0.000**
8	**26**	LEE	1:21.411	1:21.665	**0.254**
9	**31**	MARSHALL	1:21.586	1:21.634	**0.048**
10	**99**	HOGAN	1:22.755	1:23.184	**0.429**
11	**73**	TURNER	1:25.495	1:26.489	**0.994**
12	**297**	NICHOLLS	1:26.139	1:26.739	**0.600**
13	**55**	SHORTER	1:26.170	1:26.170	**0.000**
14	**77**	COLLINS	1:26.595	1:26.595	**0.000**
15	**50**	WHITLOCK	1:27.230	1:27.392	**0.162**
16	**42**	PEARSON	1:27.303	1:27.303	**0.000**
17	**199**	FROST	1:27.354	1:27.795	**0.441**
18	**333**	STUBBERFIELD	1:27.357	1:27.615	**0.258**
19	**69**	ELLERAY	1:27.649	1:27.678	**0.029**
20	**67**	BAILEY	1:28.492	1:28.492	**0.000**
21	**228**	EMERSON	1:29.898	1:30.214	**0.316**
22	**100**	WISNIEWSKI	1:30.627	1:30.752	**0.125**
23	**3**	McKENZIE	1:32.436	1:32.436	**0.000**

Weather / Track : Cloudy / Dry

Donington Park National: 1.9790 miles
Date: 26/07/2026 Start: 15:05 Finish: 15:18

Results can be found at www.tsl-timing.com

Printed - 15:21 Sunday, 26 July 2026

BMCRC - MRO Championships - Rnd 6 @ Donington Park National

Yamaha Past Masters

RACE 13 - STATISTICS

Competitors Started	24
Planned Start	2026-07-26 @ 14:35:00.000
Actual Start	2026-07-26 @ 15:05:07.283
Finish Time	2026-07-26 @ 15:18:28.824
Track Length	1.9790mi.
Total Laps	216
Total Distance Covered	427.4785mi.

Session Fastest Lap History

NO	CL	NAME	LAP TIME	TIME OF DAY	LAP	VEHICLE
51		**Kevin WHOLEY**	**1:19.772**	15:07:49.487	2	Yamaha TZR 250
110		**Mark HAIGH**	**1:19.412**	15:07:50.352	2	Yamaha TZR 250
51		**Kevin WHOLEY**	**1:19.078**	15:09:08.565	3	Yamaha TZR 250
51		**Kevin WHOLEY**	**1:18.555**	15:14:24.987	7	Yamaha TZR 250

Session Leader History

NO	CL	NAME	FROM LAP	LAPS LED	DISTANCE	VEHICLE
51		**Kevin WHOLEY**	1	10	19.75 miles	Yamaha TZR 250

Flag History

TYPE	TIME OF DAY
GREEN	15:05:07.283
FINISH	15:18:28.824

Flag Statistics

TYPE	COUNT	TOTAL LAPS	TOTAL TIME
Green	1	10	14:53.484
Red	0	0	0.000
Safety Car	0	0	0.000
FCY	0	0	0.000

BMCRC - MRO Championships - Rnd 6 @ Donington Park National

Yamaha Past Masters

RACE 13 - STATISTICS

CLASS : 10 Starters

Fastest Lap History

NO	NAME	LAP TIME	TIME OF DAY	LAP	VEHICLE
51	**Kevin WHOLEY**	**1:19.772**	15:07:49.487	2	Yamaha TZR 250
110	**Mark HAIGH**	**1:19.412**	15:07:50.352	2	Yamaha TZR 250
51	**Kevin WHOLEY**	**1:19.078**	15:09:08.565	3	Yamaha TZR 250
51	**Kevin WHOLEY**	**1:18.555**	15:14:24.987	7	Yamaha TZR 250

Leader History

NO	NAME	FROM LAP	LAPS LED	DISTANCE	VEHICLE
51	**Kevin WHOLEY**	1	10	19.75 miles	Yamaha TZR 250

BMCRC - MRO Championships - Rnd 6 @ Donington Park National

Yamaha Past Masters

RACE 13 - STATISTICS

CLASS : C

11 Starters

Fastest Lap History

NO	NAME	LAP TIME	TIME OF DAY	LAP	VEHICLE
34	**Paul NIELD**	**1:21.263**	15:07:54.071	2	Yamaha TZR 250

Leader History

NO	NAME	FROM LAP	LAPS LED	DISTANCE	VEHICLE
34	**Paul NIELD**	1	10	19.75 miles	Yamaha TZR 250

BMCRC - MRO Championships - Rnd 6 @ Donington Park National

Yamaha Past Masters

RACE 13 - STATISTICS

CLASS : JC

3 Starters

Fastest Lap History

NO	NAME	LAP TIME	TIME OF DAY	LAP	VEHICLE
50	**Chris WHITLOCK**	**1:28.186**	15:08:07.387	2	Yamaha TZR 250
50	**Chris WHITLOCK**	**1:27.926**	15:09:35.313	3	Yamaha TZR 250
50	**Chris WHITLOCK**	**1:27.739**	15:11:03.052	4	Yamaha TZR 250
50	**Chris WHITLOCK**	**1:27.392**	15:12:30.444	5	Yamaha TZR 250
77	**Adam COLLINS**	**1:26.595**	15:18:32.492	9	Yamaha TZR 250

Leader History

NO	NAME	FROM LAP	LAPS LED	DISTANCE	VEHICLE
50	**Chris WHITLOCK**	1	10	19.75 miles	Yamaha TZR 250



SF PARTS & AUSTIN JACOBS THUNDERBIKE 500

BMCRC-MRO Championships – Round 6

Donington Park National

25th / 26th July 2026

TSL SPORTS TIMING
TIMING SOLUTIONS LTD

Timing & Results Provided by Timing Solutions Ltd

www.tsl-timing.com

Donington Park National Circuit

Castle Donington, Derby, UK

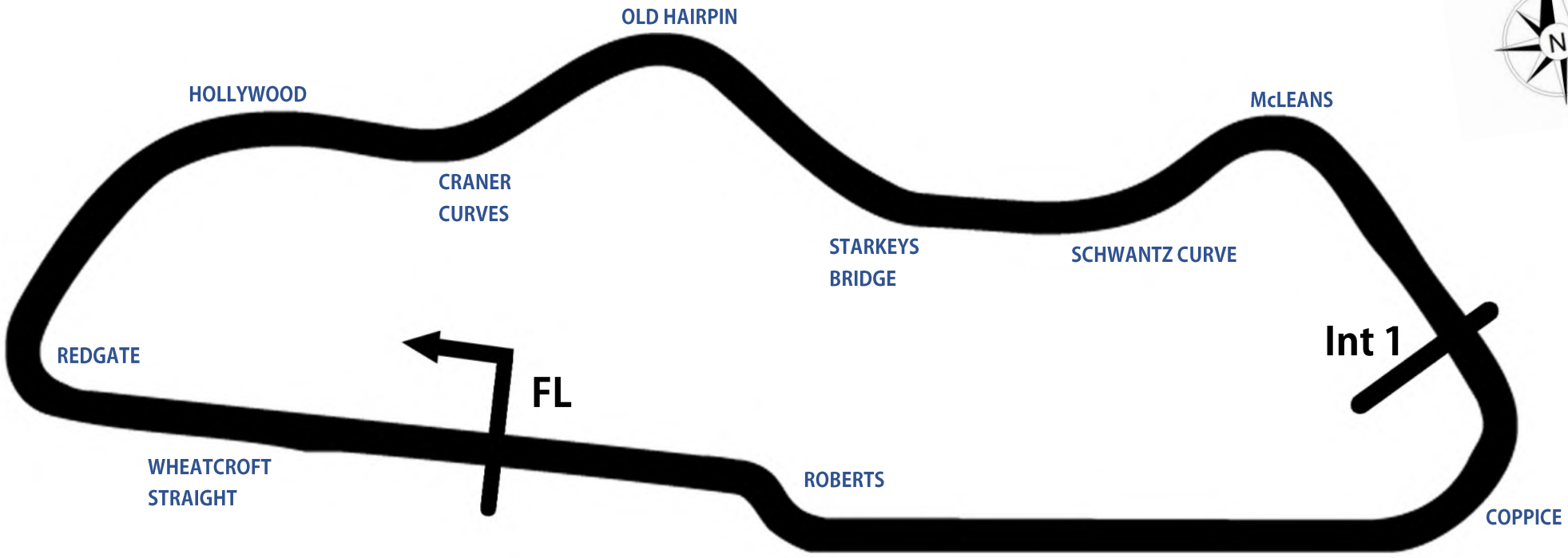

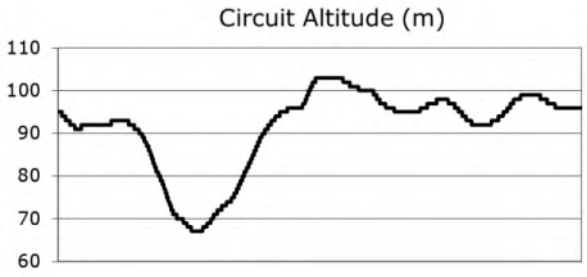

Length	1.9790 miles | 3.185 km | 3185m		
FL	Start @ 60m	52.82971 N	1.37867 W
Int 1	2096m	52.82978 N	1.36508 W
Pit Entry	3158m	52.82951 N	1.37832 W
Pit Exit	229m after FL	52.82996 N	1.38205 W
Pit Entry - Pit Exit	256m, 18.4s @ 50kph, 15.3s @ 60kph		

Results & Live Timing available at – www.tsl-timing.com

Updated - 24/01/2024 10:46

BMCRC - MRO Championships - Rnd 6 @ Donington Park National

Thunderbike 500

QUALIFYING - CLASSIFICATION

POS	NO	CL	PIC	NAME	ENTRY	TIME	ON	LAPS	GAP	DIFF	MPH
1	34	C1	1	Aaron SILVESTER (RES)	Honda CB500 - A & J Racing	1:20.085	3	3			88.96
2	43	C2	1	Max SILVESTER	Honda CB500 - SRT Supplies	1:20.486	3	8	0.401	0.401	88.52
3	66	C1	2	Benjamin ROUND	Honda CB500 -	1:20.502	2	7	0.417	0.016	88.50
4	16*	C2	2	Luke MACRAE	Honda CB500 - Helmet City Northlands Fencing	1:20.698	3	6	0.613	0.196	88.28
5	62	C3	1	Max MACRAE	Honda CB500 - MacRae Racing	1:21.183	3	7	1.098	0.485	87.76
6	24	C1	3	Josh LEANING	Honda CB500 - Shane brocklehurst transport	1:21.327	5	8	1.242	0.144	87.60
7	87	C1	4	Finn CHALK	Honda CB500 - FCR	1:21.367	6	7	1.282	0.040	87.56
8	23	C1	5	Adrian KERSHAW	Honda CB500 - ADK Racing	1:21.728	6	7	1.643	0.361	87.17
9	116	C1	6	Owen WILKINSON (R)	Honda CB500 -	1:22.376	5	7	2.291	0.648	86.48
10	1	C2	3	Daniel NORTH	Honda CB500 - ROAM Cafe Bistro	1:22.694	5	7	2.609	0.318	86.15
11	7	C2	4	Shaun O'HARA	Honda CB500 - Advanced Vehicle Alarms	1:22.764	5	7	2.679	0.070	86.08
12	75	C2	5	Peter WOODALL	Honda CB500 - RevdCoin	1:23.195	6	7	3.110	0.431	85.63
13	505	C2	6	Philip I'ANSON (R)	Honda CB500 - HG Heat	1:23.362	2	7	3.277	0.167	85.46
14	26	C3	2	Colt DWYER	Honda CB500 - Regal Aluminium	1:24.133	7	7	4.048	0.771	84.68
15	626	C2	7	Jamie HORNER	Honda CB500 - TRENT TRACTORS AND MOWERS	1:24.144	6	7	4.059	0.011	84.67
16	76	C3	3	Ian CARTER	Honda CB500 - ATO Racing + Moyes investments	1:24.158	6	7	4.073	0.014	84.65
17	68	C1	7	Martyn JOHNS (R)	Honda CB500 - Stack Dynamics	1:24.188	3	7	4.103	0.030	84.62
18	11	C1	8	Mark OSBORNE	Honda CB500 - PAL driving school	1:24.435	6	7	4.350	0.247	84.38
19	90	C1	9	Alexander MANN	Honda CB500 - HS RACING	1:24.574	6	7	4.489	0.139	84.24
20	30	C3	4	Jordan BUTLER (R)	Honda CB500 - JB Racing with Double D Graphics	1:24.707	6	7	4.622	0.133	84.10
21	112	C1	10	Spencer BAKER	Honda CB500 - SB Racing	1:24.865	7	7	4.780	0.158	83.95
22	36	C3	5	Joe BALDRY	Honda CB500 - Chilton Motors	1:25.059	2	6	4.974	0.194	83.76
23	25	C1	11	Dylan JORDAN (R)	Honda CB500 - Delta T Racing	1:25.202	3	7	5.117	0.143	83.62
24	80	C1	12	Rachel STACEY	Honda CB500 - ATO Racing	1:25.416	7	7	5.331	0.214	83.41
25	42	C3	6	Gary ADORJAN	Honda CB500 - Hippo Racing	1:25.812	6	7	5.727	0.396	83.02
26	906	C1	13	Camille GUYOT (R)	Honda CB500 -	1:25.883	3	7	5.798	0.071	82.95
27	110	C3	7	Will KEARNEY	Honda CB500 - WILLYDRIZZLE.COM	1:25.891	7	7	5.806	0.008	82.94
28	97	C1	14	Graeme JOHNSTONE (R)	Honda CB500 - Colin Johnstone Electrical	1:25.963	6	7	5.878	0.072	82.88
29	716	C2	8	Stephen DAVIES (R)	Honda CB500 -	1:26.234	2	7	6.149	0.271	82.61
30	22	C3	8	Simon FINCH	Honda CB500 -	1:26.593	5	7	6.508	0.359	82.27
31	82	C3	9	Jack WOLFF	Honda CB500 -	1:26.756	2	4	6.671	0.163	82.12
32	132	C1	15	Darren MELL (R)	Honda CB500 - The Boiler People Limited	1:27.576	5	7	7.491	0.820	81.35
33	155	C1	16	Paul ADAMS (R)	Honda CB500 - Adams Motor Repairs Ltd	1:28.443	6	7	8.358	0.867	80.55
34	77	C1	17	Wayne DRAKE	Honda CB500 - None	1:29.349	3	7	9.264	0.906	79.73
35	172	C3	10	Bobby CAMPBELL	Honda CB500 - RAF Motorsports	1:29.927	6	7	9.842	0.578	79.22
36	838	C2	9	Ben PARKINSON (R)	Honda CB500 - RabbitHole barbers	1:29.945	5	7	9.860	0.018	79.21
37	57	C2	10	Dan PERKINS (R)	Honda CB500 -	1:30.250	6	7	10.165	0.305	78.94
38	425	C3	11	Jonathan CARPENTER (R)	Honda CB500 - Morgan Price International Healthcare l	1:30.260	6	7	10.175	0.010	78.93
39	175	C2	11	Jack SUMNER (R)	Honda CB500 -	1:30.608	6	6	10.523	0.348	78.63
40	636	C2	12	Bradley CATLING	Honda CB500 - Electric avenue Leeds Ltd	1:32.156	3	6	12.071	1.548	77.31
41	909	C2	13	Steven SMITH (R)	Honda CB500 -	1:34.107	7	7	14.022	1.951	75.70

Weather / Track : Bright / Dry

These results are provisional until the conclusion of any judicial and technical matters.

Date: 25/07/2026 Start: 10:19 Finish: 10:29

Donington Park National: 1.9790 miles

Clerk Of Course: Caroline Patterson / Andy Brown	Timekeeper: Richard Evans	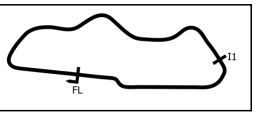

Results can be found at www.tsl-timing.com

Printed - 10:32 Saturday, 25 July 2026

BMCRC - MRO Championships - Rnd 6 @ Donington Park National

Thunderbike 500

QUALIFYING - SECTOR ANALYSIS

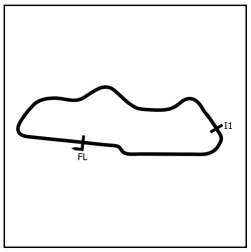

SECTOR 1 = FL to I1, SECTOR 2 = I1 to FL, DIFF = Difference To Personal Best Lap, P = Crossed Finish Line in Pit Lane, D = Time Disallowed

P1 34 C1 Aaron SILVESTER (RES)

Honda CB500 - A & J Racing

IDEAL LAP TIME : 1:20.023 BEST LAP TIME : 1:20.085 DIFFERENCE : 0.062

LAP	SECTOR 1	SECTOR 2	LAP TIME		MPH	DIFF	TIME OF DAY
1 -	53.328	29.164	1:22.492	(3)	86.36	2.407	10:21:38.311
2 -	51.622	***28.513***	1:20.135	(2)	88.90	0.050	10:22:58.446
3 -	***51.510***	28.575	***1:20.085***	(1)	***88.96***		***10:24:18.531***

P2 43 C2 Max SILVESTER

Honda CB500 - SRT Supplies

IDEAL LAP TIME : 1:20.486 BEST LAP TIME : 1:20.486 DIFFERENCE : 0.000

LAP	SECTOR 1	SECTOR 2	LAP TIME		MPH	DIFF	TIME OF DAY
1 -	53.650	29.672	1:23.322		85.50	2.836	10:21:37.548
2 -	52.259	28.942	1:21.201	(3)	87.74	0.715	10:22:58.749
3 -	***51.613***	***28.873***	***1:20.486***	(1)	***88.52***		***10:24:19.235***
4 -	52.125	29.043	1:21.168	(2)	87.77	0.682	10:25:40.403
5 -	52.019	31.839	1:23.858		84.96	3.372	10:27:04.261
6 -	52.255	29.129	1:21.384		87.54	0.898	10:28:25.645
7 -	56.063	28.958	1:25.021		83.79	4.535	10:29:50.666
8 -	51.789	29.491	1:21.280		87.65	0.794	10:31:11.946

P3 66 C1 Benjamin ROUND

Honda CB500 -

IDEAL LAP TIME : 1:20.502 BEST LAP TIME : 1:20.502 DIFFERENCE : 0.000

LAP	SECTOR 1	SECTOR 2	LAP TIME		MPH	DIFF	TIME OF DAY
1 -	54.151	29.303	1:23.454		85.37	2.952	10:21:38.904
2 -	***51.679***	***28.823***	***1:20.502***	(1)	***88.50***		***10:22:59.406***
3 -	51.827	28.824	1:20.651	(2)	88.33	0.149	10:24:20.057
4 -	52.129	28.952	1:21.081	(3)	87.87	0.579	10:25:41.138
5 -	52.237	29.167	1:21.404		87.52	0.902	10:27:02.542
6 -	56.807	30.830	1:27.637		81.29	7.135	10:28:30.179
7 -	54.647	IN PIT	1:37.232	P	73.27	16.730	10:30:07.411

P4 16 C2 Luke MACRAE

Honda CB500 - Helmet City Northlands Fencing

IDEAL LAP TIME : BEST LAP TIME : 1:20.698 DIFFERENCE :

LAP	SECTOR 1	SECTOR 2	LAP TIME		MPH	DIFF	TIME OF DAY
1 -			1:23.320		85.50	2.622	10:21:37.728
2 -			1:21.310		87.62	0.612	10:22:59.038
3 -			***1:20.698***	(1)	***88.28***		***10:24:19.736***
4 -			1:20.857	(2)	88.11	0.159	10:25:40.593
5 -			1:21.048	(3)	87.90	0.350	10:27:01.641
6 -			1:26.138		82.71	5.440	10:28:27.779

P5 62 C3 Max MACRAE

Honda CB500 - MacRae Racing

IDEAL LAP TIME : 1:21.045 BEST LAP TIME : 1:21.183 DIFFERENCE : 0.138

LAP	SECTOR 1	SECTOR 2	LAP TIME		MPH	DIFF	TIME OF DAY
1 -	54.569	29.322	1:23.891		84.92	2.708	10:21:38.701
2 -	52.467	***28.899***	1:21.366		87.56	0.183	10:23:00.067
3 -	***52.146***	29.037	***1:21.183***	(1)	***87.76***		***10:24:21.250***
4 -	52.192	29.023	1:21.215	(2)	87.72	0.032	10:25:42.465
5 -	52.199	29.074	1:21.273	(3)	87.66	0.090	10:27:03.738
6 -	53.014	28.917	1:21.931		86.95	0.748	10:28:25.669
7 -	53.363	IN PIT	1:33.157	P	76.47	11.974	10:29:58.826

BMCRC - MRO Championships - Rnd 6 @ Donington Park National

Thunderbike 500

QUALIFYING - SECTOR ANALYSIS

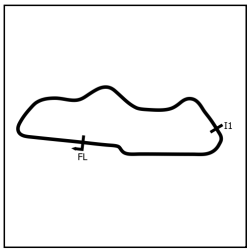

SECTOR 1 = FL to I1, SECTOR 2 = I1 to FL, DIFF = Difference To Personal Best Lap, P = Crossed Finish Line in Pit Lane, D = Time Disallowed

P6 24 C1 Josh LEANING — Honda CB500 - Shane brocklehurst transport

IDEAL LAP TIME : 1:21.120 BEST LAP TIME : 1:21.327 DIFFERENCE : 0.207

LAP	SECTOR 1	SECTOR 2	LAP TIME		MPH	DIFF	TIME OF DAY
1 -	54.775	29.130	1:23.905		84.91	2.578	10:21:40.507
2 -	52.589	29.088	1:21.677		87.22	0.350	10:23:02.184
3 -	52.433	28.911	1:21.344	(3)	87.58	0.017	10:24:23.528
4 -	52.403	28.936	1:21.339	(2)	87.59	0.012	10:25:44.867
5 -	***52.252***	29.075	***1:21.327***	**(1)**	***87.60***		***10:27:06.194***
6 -	52.615	***28.868***	1:21.483		87.43	0.156	10:28:27.677
7 -	52.752	29.486	1:22.238		86.63	0.911	10:29:49.915
8 -	52.474	29.524	1:21.998		86.88	0.671	10:31:11.913

P7 87 C1 Finn CHALK — Honda CB500 - FCR

IDEAL LAP TIME : 1:21.288 BEST LAP TIME : 1:21.367 DIFFERENCE : 0.079

LAP	SECTOR 1	SECTOR 2	LAP TIME		MPH	DIFF	TIME OF DAY
1 -	54.477	29.709	1:24.186		84.62	2.819	10:21:44.891
2 -	53.242	29.241	1:22.483		86.37	1.116	10:23:07.374
3 -	52.280	29.583	1:21.863	(3)	87.03	0.496	10:24:29.237
4 -	52.840	29.342	1:22.182		86.69	0.815	10:25:51.419
5 -	***52.248***	29.178	1:21.426	(2)	87.49	0.059	10:27:12.845
6 -	52.327	***29.040***	***1:21.367***	**(1)**	***87.56***		***10:28:34.212***
7 -	53.183	29.300	1:22.483		86.37	1.116	10:29:56.695

P8 23 C1 Adrian KERSHAW — Honda CB500 - ADK Racing

IDEAL LAP TIME : 1:21.728 BEST LAP TIME : 1:21.728 DIFFERENCE : 0.000

LAP	SECTOR 1	SECTOR 2	LAP TIME		MPH	DIFF	TIME OF DAY
1 -	58.650	32.289	1:30.939		78.34	9.211	10:22:14.922
2 -	53.919	29.661	1:23.580		85.24	1.852	10:23:38.502
3 -	53.809	29.947	1:23.756		85.06	2.028	10:25:02.258
4 -	54.113	29.327	1:23.440		85.38	1.712	10:26:25.698
5 -	53.398	29.531	1:22.929	(2)	85.91	1.201	10:27:48.627
6 -	***52.536***	***29.192***	***1:21.728***	**(1)**	***87.17***		***10:29:10.355***
7 -	53.535	29.555	1:23.090	(3)	85.74	1.362	10:30:33.445

P9 116 C1 Owen WILKINSON (R) — Honda CB500 -

IDEAL LAP TIME : 1:22.376 BEST LAP TIME : 1:22.376 DIFFERENCE : 0.000

LAP	SECTOR 1	SECTOR 2	LAP TIME		MPH	DIFF	TIME OF DAY
1 -	55.937	29.850	1:25.787		83.05	3.411	10:21:43.714
2 -	54.248	29.569	1:23.817		85.00	1.441	10:23:07.531
3 -	53.300	29.834	1:23.134	(3)	85.70	0.758	10:24:30.665
4 -	53.487	29.409	1:22.896	(2)	85.94	0.520	10:25:53.561
5 -	***53.140***	***29.236***	***1:22.376***	**(1)**	***86.48***		***10:27:15.937***
6 -	53.280	29.973	1:23.253		85.57	0.877	10:28:39.190
7 -	53.993	29.890	1:23.883		84.93	1.507	10:30:03.073

P10 1 C2 Daniel NORTH — Honda CB500 - ROAM Cafe Bistro

IDEAL LAP TIME : 1:22.482 BEST LAP TIME : 1:22.694 DIFFERENCE : 0.212

LAP	SECTOR 1	SECTOR 2	LAP TIME		MPH	DIFF	TIME OF DAY
1 -	55.654	29.665	1:25.319		83.50	2.625	10:21:42.899
2 -	53.501	29.435	1:22.936	(3)	85.90	0.242	10:23:05.835
3 -	53.651	29.793	1:23.444		85.38	0.750	10:24:29.279
4 -	53.520	***29.296***	1:22.816	(2)	86.02	0.122	10:25:52.095
5 -	***53.186***	29.508	***1:22.694***	**(1)**	***86.15***		***10:27:14.789***
6 -	54.328	30.295	1:24.623		84.19	1.929	10:28:39.412
7 -	54.045	30.362	1:24.407		84.40	1.713	10:30:03.819

BMCRC - MRO Championships - Rnd 6 @ Donington Park National

Thunderbike 500

QUALIFYING - SECTOR ANALYSIS

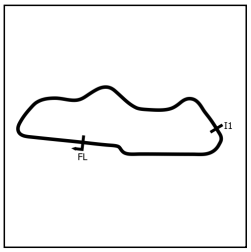

SECTOR 1 = FL to I1, SECTOR 2 = I1 to FL, DIFF = Difference To Personal Best Lap, P = Crossed Finish Line in Pit Lane, D = Time Disallowed

P11 7 C2 Shaun O'HARA

Honda CB500 - Advanced Vehicle Alarms

IDEAL LAP TIME : 1:22.415 BEST LAP TIME : 1:22.764 DIFFERENCE : 0.349

LAP	SECTOR 1	SECTOR 2	LAP TIME	MPH	DIFF	TIME OF DAY
1 -	55.047	***29.258***	1:24.305	84.51	1.541	10:21:41.860
2 -	53.534	29.670	1:23.204 **(3)**	85.62	0.440	10:23:05.064
3 -	54.643	30.070	1:24.713	84.10	1.949	10:24:29.777
4 -	53.623	29.513	1:23.136 **(2)**	85.69	0.372	10:25:52.913
5 -	***53.157***	29.607	***1:22.764*** **(1)**	***86.08***		***10:27:15.677***
6 -	53.854	29.872	1:23.726	85.09	0.962	10:28:39.403
7 -	54.294	31.110	1:25.404	83.42	2.640	10:30:04.807

P12 75 C2 Peter WOODALL

Honda CB500 - RevdCoin

IDEAL LAP TIME : 1:23.195 BEST LAP TIME : 1:23.195 DIFFERENCE : 0.000

LAP	SECTOR 1	SECTOR 2	LAP TIME	MPH	DIFF	TIME OF DAY
1 -	57.398	30.624	1:28.022	80.94	4.827	10:21:50.431
2 -	54.400	29.488	1:23.888 **(2)**	84.93	0.693	10:23:14.319
3 -	53.928	30.347	1:24.275	84.54	1.080	10:24:38.594
4 -	54.055	29.995	1:24.050 **(3)**	84.76	0.855	10:26:02.644
5 -	54.583	30.086	1:24.669	84.14	1.474	10:27:27.313
6 -	***53.719***	***29.476***	***1:23.195*** **(1)**	***85.63***		***10:28:50.508***
7 -	54.404	30.285	1:24.689	84.12	1.494	10:30:15.197

P13 505 C2 Philip I'ANSON (R)

Honda CB500 - HG Heat

IDEAL LAP TIME : 1:23.156 BEST LAP TIME : 1:23.362 DIFFERENCE : 0.206

LAP	SECTOR 1	SECTOR 2	LAP TIME	MPH	DIFF	TIME OF DAY
1 -	54.958	30.034	1:24.992	83.82	1.630	10:21:41.148
2 -	***53.370***	29.992	***1:23.362*** **(1)**	***85.46***		***10:23:04.510***
3 -	54.757	30.635	1:25.392	83.43	2.030	10:24:29.902
4 -	53.607	***29.786***	1:23.393 **(2)**	85.43	0.031	10:25:53.295
5 -	53.984	30.032	1:24.016 **(3)**	84.80	0.654	10:27:17.311
6 -	54.548	30.221	1:24.769	84.04	1.407	10:28:42.080
7 -	54.835	30.346	1:25.181	83.64	1.819	10:30:07.261

P14 26 C3 Colt DWYER

Honda CB500 - Regal Aluminium

IDEAL LAP TIME : 1:23.917 BEST LAP TIME : 1:24.133 DIFFERENCE : 0.216

LAP	SECTOR 1	SECTOR 2	LAP TIME	MPH	DIFF	TIME OF DAY
1 -	57.522	30.617	1:28.139	80.83	4.006	10:21:49.908
2 -	54.651	***30.159***	1:24.810 **(3)**	84.00	0.677	10:23:14.718
3 -	54.396	30.844	1:25.240	83.58	1.107	10:24:39.958
4 -	55.433	30.167	1:25.600	83.23	1.467	10:26:05.558
5 -	***53.758***	30.590	1:24.348 **(2)**	84.46	0.215	10:27:29.906
6 -	54.493	30.469	1:24.962	83.85	0.829	10:28:54.868
7 -	53.850	30.283	***1:24.133*** **(1)**	***84.68***		***10:30:19.001***

P15 626 C2 Jamie HORNER

Honda CB500 - TRENT TRACTORS AND MOWERS

IDEAL LAP TIME : 1:23.895 BEST LAP TIME : 1:24.144 DIFFERENCE : 0.249

LAP	SECTOR 1	SECTOR 2	LAP TIME	MPH	DIFF	TIME OF DAY
1 -	57.248	30.507	1:27.755	81.18	3.611	10:21:46.942
2 -	54.768	***29.848***	1:24.616	84.19	0.472	10:23:11.558
3 -	***54.047***	30.246	1:24.293 **(2)**	84.52	0.149	10:24:35.851
4 -	55.840	30.006	1:25.846	82.99	1.702	10:26:01.697
5 -	54.528	29.951	1:24.479 **(3)**	84.33	0.335	10:27:26.176
6 -	54.192	29.952	***1:24.144*** **(1)**	***84.67***		***10:28:50.320***
7 -	55.007	30.410	1:25.417	83.41	1.273	10:30:15.737

BMCRC - MRO Championships - Rnd 6 @ Donington Park National

Thunderbike 500

QUALIFYING - SECTOR ANALYSIS

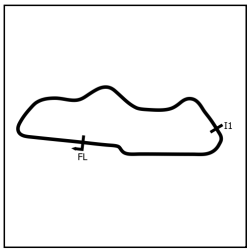

SECTOR 1 = FL to I1, SECTOR 2 = I1 to FL, DIFF = Difference To Personal Best Lap, P = Crossed Finish Line in Pit Lane, D = Time Disallowed

P16 76 C3 Ian CARTER — Honda CB500 - ATO Racing + Moyes investments

IDEAL LAP TIME : 1:24.158 BEST LAP TIME : 1:24.158 DIFFERENCE : 0.000

LAP	SECTOR 1	SECTOR 2	LAP TIME		MPH	DIFF	TIME OF DAY
1 -	57.130	31.370	1:28.500		80.50	4.342	10:21:46.570
2 -	54.715	31.218	1:25.933		82.90	1.775	10:23:12.503
3 -	55.872	32.631	1:28.503		80.50	4.345	10:24:41.006
4 -	55.100	32.209	1:27.309		81.60	3.151	10:26:08.315
5 -	55.228	30.360	1:25.588	(3)	83.24	1.430	10:27:33.903
6 -	***54.144***	***30.014***	***1:24.158***	**(1)**	***84.65***		***10:28:58.061***
7 -	54.559	30.876	1:25.435	(2)	83.39	1.277	10:30:23.496

P17 68 C1 Martyn JOHNS (R) — Honda CB500 - Stack Dynamics

IDEAL LAP TIME : 1:24.188 BEST LAP TIME : 1:24.188 DIFFERENCE : 0.000

LAP	SECTOR 1	SECTOR 2	LAP TIME		MPH	DIFF	TIME OF DAY
1 -	55.877	30.343	1:26.220		82.63	2.032	10:21:42.526
2 -	54.426	30.475	1:24.901		83.91	0.713	10:23:07.427
3 -	***54.129***	***30.059***	***1:24.188***	**(1)**	***84.62***		***10:24:31.615***
4 -	54.269	30.384	1:24.653	(3)	84.16	0.465	10:25:56.268
5 -	54.749	30.569	1:25.318		83.50	1.130	10:27:21.586
6 -	54.297	30.225	1:24.522	(2)	84.29	0.334	10:28:46.108
7 -	56.201	IN PIT	1:32.014	**P**	77.42	7.826	10:30:18.122

P18 11 C1 Mark OSBORNE — Honda CB500 - PAL driving school

IDEAL LAP TIME : 1:24.418 BEST LAP TIME : 1:24.435 DIFFERENCE : 0.017

LAP	SECTOR 1	SECTOR 2	LAP TIME		MPH	DIFF	TIME OF DAY
1 -	56.627	30.145	1:26.772		82.10	2.337	10:21:43.664
2 -	55.599	***30.125***	1:25.724		83.11	1.289	10:23:09.388
3 -	55.769	30.774	1:26.543		82.32	2.108	10:24:35.931
4 -	55.622	30.527	1:26.149		82.70	1.714	10:26:02.080
5 -	55.021	30.440	1:25.461	(3)	83.36	1.026	10:27:27.541
6 -	***54.293***	30.142	***1:24.435***	**(1)**	***84.38***		***10:28:51.976***
7 -	54.369	30.376	1:24.745	(2)	84.07	0.310	10:30:16.721

P19 90 C1 Alexander MANN — Honda CB500 - HS RACING

IDEAL LAP TIME : 1:24.574 BEST LAP TIME : 1:24.574 DIFFERENCE : 0.000

LAP	SECTOR 1	SECTOR 2	LAP TIME		MPH	DIFF	TIME OF DAY
1 -	1:00.344	31.963	1:32.307		77.18	7.733	10:21:58.807
2 -	59.150	30.946	1:30.096		79.07	5.522	10:23:28.903
3 -	55.345	30.927	1:26.272		82.58	1.698	10:24:55.175
4 -	55.709	30.353	1:26.062		82.78	1.488	10:26:21.237
5 -	55.307	30.225	1:25.532	(2)	83.29	0.958	10:27:46.769
6 -	***54.737***	***29.837***	***1:24.574***	**(1)**	***84.24***		***10:29:11.343***
7 -	55.488	30.150	1:25.638	(3)	83.19	1.064	10:30:36.981

P20 30 C3 Jordan BUTLER (R) — Honda CB500 - JB Racing with Double D Graphics

IDEAL LAP TIME : 1:24.360 BEST LAP TIME : 1:24.707 DIFFERENCE : 0.347

LAP	SECTOR 1	SECTOR 2	LAP TIME		MPH	DIFF	TIME OF DAY
1 -	57.659	30.912	1:28.571		80.43	3.864	10:21:48.779
2 -	54.893	***29.914***	1:24.807	(2)	84.01	0.100	10:23:13.586
3 -	55.904	32.838	1:28.742		80.28	4.035	10:24:42.328
4 -	54.881	30.160	1:25.041	(3)	83.77	0.334	10:26:07.369
5 -	54.880	30.347	1:25.227		83.59	0.520	10:27:32.596
6 -	***54.446***	30.261	***1:24.707***	**(1)**	***84.10***		***10:28:57.303***
7 -	54.774	30.823	1:25.597		83.23	0.890	10:30:22.900

BMCRC - MRO Championships - Rnd 6 @ Donington Park National

Thunderbike 500

QUALIFYING - SECTOR ANALYSIS

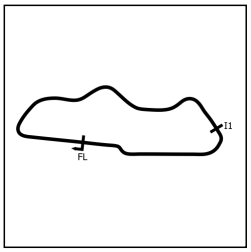

SECTOR 1 = FL to I1, SECTOR 2 = I1 to FL, DIFF = Difference To Personal Best Lap, P = Crossed Finish Line in Pit Lane, D = Time Disallowed

P21 112 C1 Spencer BAKER — Honda CB500 - SB Racing

IDEAL LAP TIME : 1:24.803 BEST LAP TIME : 1:24.865 DIFFERENCE : 0.062

LAP	SECTOR 1	SECTOR 2	LAP TIME	MPH	DIFF	TIME OF DAY
1 -	58.633	30.958	1:29.591	79.52	4.726	10:21:48.257
2 -	54.748	***30.313***	1:25.061 **(2)**	83.75	0.196	10:23:13.318
3 -	55.392	30.573	1:25.965	82.87	1.100	10:24:39.283
4 -	55.008	30.368	1:25.376	83.45	0.511	10:26:04.659
5 -	54.588	30.558	1:25.146 **(3)**	83.67	0.281	10:27:29.805
6 -	55.266	30.652	1:25.918	82.92	1.053	10:28:55.723
7 -	***54.490***	30.375	***1:24.865*** **(1)**	***83.95***		***10:30:20.588***

P22 36 C3 Joe BALDRY — Honda CB500 - Chilton Motors

IDEAL LAP TIME : 1:24.249 BEST LAP TIME : 1:25.059 DIFFERENCE : 0.810

LAP	SECTOR 1	SECTOR 2	LAP TIME	MPH	DIFF	TIME OF DAY
1 -	57.598	31.053	1:28.651	80.36	3.592	10:21:48.514
2 -	54.899	***30.160***	***1:25.059*** **(1)**	***83.76***		***10:23:13.573***
3 -	***54.089***	31.372	1:25.461 **(2)**	83.36	0.402	10:24:39.034
4 -	54.683	IN PIT	1:27.620 **P**	81.31	2.561	10:26:06.654
5 -	OUTLAP	31.114	3:21.892	35.28	1:56.833	10:29:28.546
6 -	54.891	30.589	1:25.480 **(3)**	83.34	0.421	10:30:54.026

P23 25 C1 Dylan JORDAN (R) — Honda CB500 - Delta T Racing

IDEAL LAP TIME : 1:24.996 BEST LAP TIME : 1:25.202 DIFFERENCE : 0.206

LAP	SECTOR 1	SECTOR 2	LAP TIME	MPH	DIFF	TIME OF DAY
1 -	59.009	31.021	1:30.030	79.13	4.828	10:21:53.657
2 -	55.546	30.206	1:25.752 **(3)**	83.08	0.550	10:23:19.409
3 -	***54.931***	30.271	***1:25.202*** **(1)**	***83.62***		***10:24:44.611***
4 -	56.224	31.200	1:27.424	81.49	2.222	10:26:12.035
5 -	55.881	30.560	1:26.441	82.42	1.239	10:27:38.476
6 -	55.224	***30.065***	1:25.289 **(2)**	83.53	0.087	10:29:03.765
7 -	55.367	30.389	1:25.756	83.08	0.554	10:30:29.521

P24 80 C1 Rachel STACEY — Honda CB500 - ATO Racing

IDEAL LAP TIME : 1:25.155 BEST LAP TIME : 1:25.416 DIFFERENCE : 0.261

LAP	SECTOR 1	SECTOR 2	LAP TIME	MPH	DIFF	TIME OF DAY
1 -	58.254	31.118	1:29.372	79.71	3.956	10:21:51.687
2 -	55.356	30.821	1:26.177 **(3)**	82.67	0.761	10:23:17.864
3 -	55.315	30.877	1:26.192	82.66	0.776	10:24:44.056
4 -	56.507	31.591	1:28.098	80.87	2.682	10:26:12.154
5 -	58.517	32.633	1:31.150	78.16	5.734	10:27:43.304
6 -	55.421	***30.473***	1:25.894 **(2)**	82.94	0.478	10:29:09.198
7 -	***54.682***	30.734	***1:25.416*** **(1)**	***83.41***		***10:30:34.614***

P25 42 C3 Gary ADORJAN — Honda CB500 - Hippo Racing

IDEAL LAP TIME : 1:25.625 BEST LAP TIME : 1:25.812 DIFFERENCE : 0.187

LAP	SECTOR 1	SECTOR 2	LAP TIME	MPH	DIFF	TIME OF DAY
1 -	1:02.627	32.361	1:34.988	75.00	9.176	10:22:04.401
2 -	57.150	34.754	1:31.904	77.52	6.092	10:23:36.305
3 -	56.318	31.560	1:27.878	81.07	2.066	10:25:04.183
4 -	57.047	***30.367***	1:27.414 **(3)**	81.50	1.602	10:26:31.597
5 -	56.580	31.752	1:28.332	80.65	2.520	10:27:59.929
6 -	***55.258***	30.554	***1:25.812*** **(1)**	***83.02***		***10:29:25.741***
7 -	55.269	30.595	1:25.864 **(2)**	82.97	0.052	10:30:51.605

BMCRC - MRO Championships - Rnd 6 @ Donington Park National

Thunderbike 500

QUALIFYING - SECTOR ANALYSIS

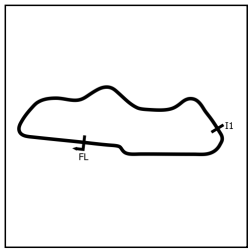

SECTOR 1 = FL to I1, SECTOR 2 = I1 to FL, DIFF = Difference To Personal Best Lap, P = Crossed Finish Line in Pit Lane, D = Time Disallowed

P26 906 C1 Camille GUYOT (R)

Honda CB500 -

IDEAL LAP TIME : 1:25.630 BEST LAP TIME : 1:25.883 DIFFERENCE : 0.253

LAP	SECTOR 1	SECTOR 2	LAP TIME		MPH	DIFF	TIME OF DAY
1 -	58.543	31.209	1:29.752		79.38	3.869	10:21:52.935
2 -	55.546	***30.655***	1:26.201	**(2)**	82.65	0.318	10:23:19.136
3 -	***54.975***	30.908	***1:25.883***	**(1)**	***82.95***		***10:24:45.019***
4 -	56.692	31.274	1:27.966	**(3)**	80.99	2.083	10:26:12.985
5 -	58.022	31.049	1:29.071		79.98	3.188	10:27:42.056
6 -	57.091	31.111	1:28.202		80.77	2.319	10:29:10.258
7 -	57.183	31.534	1:28.717		80.30	2.834	10:30:38.975

P27 110 C3 Will KEARNEY

Honda CB500 - WILLYDRIZZLE.COM

IDEAL LAP TIME : 1:25.133 BEST LAP TIME : 1:25.891 DIFFERENCE : 0.758

LAP	SECTOR 1	SECTOR 2	LAP TIME		MPH	DIFF	TIME OF DAY
1 -	56.198	30.668	1:26.866		82.01	0.975	10:21:42.914
2 -	55.721	***30.365***	1:26.086	**(2)**	82.76	0.195	10:23:09.000
3 -	55.996	31.347	1:27.343		81.57	1.452	10:24:36.343
4 -	55.634	30.623	1:26.257	**(3)**	82.59	0.366	10:26:02.600
5 -	55.591	30.802	1:26.393		82.46	0.502	10:27:28.993
6 -	55.628	30.642	1:26.270		82.58	0.379	10:28:55.263
7 -	***54.768***	31.123	***1:25.891***	**(1)**	***82.94***		***10:30:21.154***

P28 97 C1 Graeme JOHNSTONE (R)

Honda CB500 - Colin Johnstone Electrical

IDEAL LAP TIME : 1:25.945 BEST LAP TIME : 1:25.963 DIFFERENCE : 0.018

LAP	SECTOR 1	SECTOR 2	LAP TIME		MPH	DIFF	TIME OF DAY
1 -	1:01.931	32.712	1:34.643		75.27	8.680	10:21:58.430
2 -	58.649	31.185	1:29.834		79.30	3.871	10:23:28.264
3 -	56.458	31.226	1:27.684		81.25	1.721	10:24:55.948
4 -	56.943	30.911	1:27.854		81.09	1.891	10:26:23.802
5 -	55.278	30.943	1:26.221	**(2)**	82.63	0.258	10:27:50.023
6 -	***55.056***	30.907	***1:25.963***	**(1)**	***82.88***		***10:29:15.986***
7 -	55.426	***30.889***	1:26.315	**(3)**	82.54	0.352	10:30:42.301

P29 716 C2 Stephen DAVIES (R)

Honda CB500 -

IDEAL LAP TIME : 1:26.234 BEST LAP TIME : 1:26.234 DIFFERENCE : 0.000

LAP	SECTOR 1	SECTOR 2	LAP TIME		MPH	DIFF	TIME OF DAY
1 -	58.235	30.785	1:29.020		80.03	2.786	10:21:49.431
2 -	***55.725***	***30.509***	***1:26.234***	**(1)**	***82.61***		***10:23:15.665***
3 -	55.932	31.240	1:27.172	**(2)**	81.73	0.938	10:24:42.837
4 -	57.427	31.244	1:28.671		80.34	2.437	10:26:11.508
5 -	58.133	31.305	1:29.438		79.66	3.204	10:27:40.946
6 -	57.309	31.265	1:28.574	**(3)**	80.43	2.340	10:29:09.520
7 -	57.419	32.507	1:29.926		79.22	3.692	10:30:39.446

P30 22 C3 Simon FINCH

Honda CB500 -

IDEAL LAP TIME : 1:26.593 BEST LAP TIME : 1:26.593 DIFFERENCE : 0.000

LAP	SECTOR 1	SECTOR 2	LAP TIME		MPH	DIFF	TIME OF DAY
1 -	1:00.579	32.610	1:33.189		76.45	6.596	10:21:59.140
2 -	58.700	31.875	1:30.575		78.66	3.982	10:23:29.715
3 -	56.341	31.311	1:27.652		81.28	1.059	10:24:57.367
4 -	55.775	31.125	1:26.900	**(2)**	81.98	0.307	10:26:24.267
5 -	***55.669***	***30.924***	***1:26.593***	**(1)**	***82.27***		***10:27:50.860***
6 -	55.922	31.049	1:26.971	**(3)**	81.91	0.378	10:29:17.831
7 -	55.734	31.315	1:27.049		81.84	0.456	10:30:44.880

BMCRC - MRO Championships - Rnd 6 @ Donington Park National

Thunderbike 500

QUALIFYING - SECTOR ANALYSIS

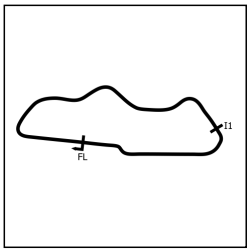

SECTOR 1 = FL to I1, SECTOR 2 = I1 to FL, DIFF = Difference To Personal Best Lap, P = Crossed Finish Line in Pit Lane, D = Time Disallowed

P31 82 C3 Jack WOLFF

Honda CB500 -

IDEAL LAP TIME : 1:26.030 BEST LAP TIME : 1:26.756 DIFFERENCE : 0.726

LAP	SECTOR 1	SECTOR 2	LAP TIME	MPH	DIFF	TIME OF DAY
1 -	56.773	***30.737***	1:27.510	81.41	0.754	10:21:45.557
2 -	55.548	31.208	***1:26.756*** **(1)**	***82.12***		***10:23:12.313***
3 -	***55.293***	31.652	1:26.945 **(2)**	81.94	0.189	10:24:39.258
4 -	56.390	30.863	1:27.253 **(3)**	81.65	0.497	10:26:06.511
5 -	5:24.963					

P32 132 C1 Darren MELL (R)

Honda CB500 - The Boiler People Limited

IDEAL LAP TIME : 1:27.122 BEST LAP TIME : 1:27.576 DIFFERENCE : 0.454

LAP	SECTOR 1	SECTOR 2	LAP TIME	MPH	DIFF	TIME OF DAY
1 -	1:01.057	32.459	1:33.516	76.18	5.940	10:21:57.923
2 -	57.109	31.828	1:28.937	80.10	1.361	10:23:26.860
3 -	57.200	31.425	1:28.625	80.39	1.049	10:24:55.485
4 -	56.925	31.477	1:28.402	80.59	0.826	10:26:23.887
5 -	56.862	***30.714***	***1:27.576*** **(1)**	***81.35***		***10:27:51.463***
6 -	56.668	31.030	1:27.698 **(3)**	81.24	0.122	10:29:19.161
7 -	***56.408***	31.172	1:27.580 **(2)**	81.35	0.004	10:30:46.741

P33 155 C1 Paul ADAMS (R)

Honda CB500 - Adams Motor Repairs Ltd

IDEAL LAP TIME : 1:28.181 BEST LAP TIME : 1:28.443 DIFFERENCE : 0.262

LAP	SECTOR 1	SECTOR 2	LAP TIME	MPH	DIFF	TIME OF DAY
1 -	59.937	31.158	1:31.095	78.21	2.652	10:21:54.373
2 -	57.646	***30.997***	1:28.643 **(2)**	80.37	0.200	10:23:23.016
3 -	57.406	31.792	1:29.198	79.87	0.755	10:24:52.214
4 -	57.767	31.029	1:28.796 **(3)**	80.23	0.353	10:26:21.010
5 -	57.646	31.914	1:29.560	79.55	1.117	10:27:50.570
6 -	***57.184***	31.259	***1:28.443*** **(1)**	***80.55***		***10:29:19.013***
7 -	57.625	31.519	1:29.144	79.92	0.701	10:30:48.157

P34 77 C1 Wayne DRAKE

Honda CB500 - None

IDEAL LAP TIME : 1:28.829 BEST LAP TIME : 1:29.349 DIFFERENCE : 0.520

LAP	SECTOR 1	SECTOR 2	LAP TIME	MPH	DIFF	TIME OF DAY
1 -	1:02.300	32.700	1:35.000	74.99	5.651	10:21:57.917
2 -	59.718	31.720	1:31.438	77.91	2.089	10:23:29.355
3 -	58.010	***31.339***	***1:29.349*** **(1)**	***79.73***		***10:24:58.704***
4 -	59.353	31.948	1:31.301	78.03	1.952	10:26:30.005
5 -	57.999	31.745	1:29.744 **(3)**	79.38	0.395	10:27:59.749
6 -	***57.490***	31.908	1:29.398 **(2)**	79.69	0.049	10:29:29.147
7 -	59.528	31.963	1:31.491	77.87	2.142	10:31:00.638

P35 172 C3 Bobby CAMPBELL

Honda CB500 - RAF Motorsports

IDEAL LAP TIME : 1:29.476 BEST LAP TIME : 1:29.927 DIFFERENCE : 0.451

LAP	SECTOR 1	SECTOR 2	LAP TIME	MPH	DIFF	TIME OF DAY
1 -	59.817	32.522	1:32.339	77.15	2.412	10:22:02.132
2 -	58.415	32.320	1:30.735	78.52	0.808	10:23:32.867
3 -	58.840	31.951	1:30.791	78.47	0.864	10:25:03.658
4 -	58.098	***31.860***	1:29.958 **(2)**	79.19	0.031	10:26:33.616
5 -	58.066	32.011	1:30.077 **(3)**	79.09	0.150	10:28:03.693
6 -	***57.616***	32.311	***1:29.927*** **(1)**	***79.22***		***10:29:33.620***
7 -	57.843	32.459	1:30.302	78.89	0.375	10:31:03.922

BMCRC - MRO Championships - Rnd 6 @ Donington Park National

Thunderbike 500

QUALIFYING - SECTOR ANALYSIS

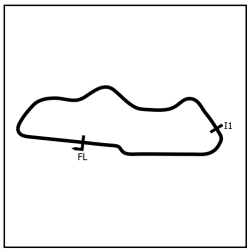

SECTOR 1 = FL to I1, SECTOR 2 = I1 to FL, DIFF = Difference To Personal Best Lap, P = Crossed Finish Line in Pit Lane, D = Time Disallowed

P36 838 C2 Ben PARKINSON (R)

Honda CB500 - RabbitHole barbers

IDEAL LAP TIME : 1:29.351 BEST LAP TIME : 1:29.945 DIFFERENCE : 0.594

LAP	SECTOR 1	SECTOR 2	LAP TIME		MPH	DIFF	TIME OF DAY
1 -	1:01.691	32.747	1:34.438		75.44	4.493	10:22:01.863
2 -	59.151	***31.315***	1:30.466	**(3)**	78.75	0.521	10:23:32.329
3 -	59.744	32.011	1:31.755		77.64	1.810	10:25:04.084
4 -	58.952	31.950	1:30.902		78.37	0.957	10:26:34.986
5 -	58.363	31.582	***1:29.945***	**(1)**	***79.21***		***10:28:04.931***
6 -	58.590	32.189	1:30.779		78.48	0.834	10:29:35.710
7 -	***58.036***	32.013	1:30.049	**(2)**	79.11	0.104	10:31:05.759

P37 57 C2 Dan PERKINS (R)

Honda CB500 -

IDEAL LAP TIME : 1:30.250 BEST LAP TIME : 1:30.250 DIFFERENCE : 0.000

LAP	SECTOR 1	SECTOR 2	LAP TIME		MPH	DIFF	TIME OF DAY
1 -	1:03.108	33.235	1:36.343		73.95	6.093	10:22:05.857
2 -	58.949	32.493	1:31.442		77.91	1.192	10:23:37.299
3 -	58.694	32.735	1:31.429	**(3)**	77.92	1.179	10:25:08.728
4 -	59.323	32.700	1:32.023		77.42	1.773	10:26:40.751
5 -	1:01.100	33.009	1:34.109		75.70	3.859	10:28:14.860
6 -	***58.349***	***31.901***	***1:30.250***	**(1)**	***78.94***		***10:29:45.110***
7 -	58.803	32.419	1:31.222	**(2)**	78.10	0.972	10:31:16.332

P38 425 C3 Jonathan CARPENTER (R)

Honda CB500 - Morgan Price International Healthcare Ltd

IDEAL LAP TIME : 1:29.771 BEST LAP TIME : 1:30.260 DIFFERENCE : 0.489

LAP	SECTOR 1	SECTOR 2	LAP TIME		MPH	DIFF	TIME OF DAY
1 -	1:03.106	33.323	1:36.429		73.88	6.169	10:22:06.151
2 -	59.510	32.774	1:32.284		77.20	2.024	10:23:38.435
3 -	58.572	***31.818***	1:30.390	**(2)**	78.82	0.130	10:25:08.825
4 -	59.585	32.191	1:31.776		77.63	1.516	10:26:40.601
5 -	1:01.058	32.524	1:33.582		76.13	3.322	10:28:14.183
6 -	***57.953***	32.307	***1:30.260***	**(1)**	***78.93***		***10:29:44.443***
7 -	58.021	32.507	1:30.528	**(3)**	78.70	0.268	10:31:14.971

P39 175 C2 Jack SUMNER (R)

Honda CB500 -

IDEAL LAP TIME : 1:30.608 BEST LAP TIME : 1:30.608 DIFFERENCE : 0.000

LAP	SECTOR 1	SECTOR 2	LAP TIME		MPH	DIFF	TIME OF DAY
1 -	1:06.329	35.870	1:42.199		69.71	11.591	10:22:15.312
2 -	1:02.993	34.129	1:37.122		73.35	6.514	10:23:52.434
3 -	1:01.334	33.398	1:34.732		75.20	4.124	10:25:27.166
4 -	1:00.699	32.750	1:33.449	**(3)**	76.24	2.841	10:27:00.615
5 -	59.966	32.055	1:32.021	**(2)**	77.42	1.413	10:28:32.636
6 -	***58.613***	***31.995***	***1:30.608***	**(1)**	***78.63***		***10:30:03.244***

P40 636 C2 Bradley CATLING

Honda CB500 - Electric avenue Leeds Ltd

IDEAL LAP TIME : 1:31.906 BEST LAP TIME : 1:32.156 DIFFERENCE : 0.250

LAP	SECTOR 1	SECTOR 2	LAP TIME		MPH	DIFF	TIME OF DAY
1 -	1:03.859	32.872	1:36.731		73.65	4.575	10:22:09.224
2 -	1:00.543	***32.080***	1:32.623	**(2)**	76.92	0.467	10:23:41.847
3 -	***59.826***	32.330	***1:32.156***	**(1)**	***77.31***		***10:25:14.003***
4 -	1:00.468	32.188	1:32.656	**(3)**	76.89	0.500	10:26:46.659
5 -	1:01.079	32.146	1:33.225		76.42	1.069	10:28:19.884
6 -	1:00.230	32.618	1:32.848		76.73	0.692	10:29:52.732

BMCRC - MRO Championships - Rnd 6 @ Donington Park National

Thunderbike 500

QUALIFYING - SECTOR ANALYSIS

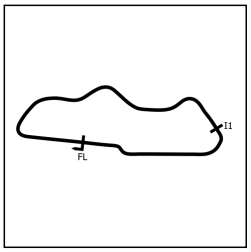

SECTOR 1 = FL to I1, SECTOR 2 = I1 to FL, DIFF = Difference To Personal Best Lap, P = Crossed Finish Line in Pit Lane, D = Time Disallowed

P41 **909** **C2** **Steven SMITH (R)** Honda CB500 -

IDEAL LAP TIME : 1:33.005 BEST LAP TIME : 1:34.107 DIFFERENCE : 1.102

LAP	SECTOR 1	SECTOR 2	LAP TIME	MPH	DIFF	TIME OF DAY
1 -	1:03.385	33.213	1:36.598	73.75	2.491	10:21:57.663
2 -	1:01.432	***32.750***	1:34.182 **(2)**	75.64	0.075	10:23:31.845
3 -	1:00.476	33.746	1:34.222	75.61	0.115	10:25:06.067
4 -	1:00.717	33.488	1:34.205 **(3)**	75.62	0.098	10:26:40.272
5 -	1:00.988	33.643	1:34.631	75.28	0.524	10:28:14.903
6 -	1:01.195	33.611	1:34.806	75.14	0.699	10:29:49.709
7 -	***1:00.255***	33.852	***1:34.107*** **(1)**	***75.70***		***10:31:23.816***

BMCRC - MRO Championships - Rnd 6 @ Donington Park National

Thunderbike 500

QUALIFYING - BEST SECTORS

	SECTOR 1		SECTOR 2	
POS	NO	TIME	NO	TIME
1	34	51.510	34	28.513
2	43	51.613	66	28.823
3	66	51.679	24	28.868
4	62	52.146	43	28.873
5	87	52.248	62	28.899
6	24	52.252	87	29.040
7	23	52.536	23	29.192
8	116	53.140	116	29.236
9	7	53.157	7	29.258
10	1	53.186	1	29.296
11	505	53.370	75	29.476
12	75	53.719	505	29.786
13	26	53.758	90	29.837
14	626	54.047	626	29.848
15	36	54.089	30	29.914
16	68	54.129	76	30.014
17	76	54.144	68	30.059
18	11	54.293	25	30.065
19	30	54.446	11	30.125
20	112	54.490	26	30.159
21	80	54.682	36	30.160
22	90	54.737	112	30.313
23	110	54.768	110	30.365
24	25	54.931	42	30.367
25	906	54.975	80	30.473
26	97	55.056	716	30.509
27	42	55.258	906	30.655
28	82	55.293	132	30.714
29	22	55.669	82	30.737
30	716	55.725	97	30.889
31	132	56.408	22	30.924
32	155	57.184	155	30.997
33	77	57.490	838	31.315
34	172	57.616	77	31.339
35	425	57.953	425	31.818
36	838	58.036	172	31.860
37	57	58.349	57	31.901
38	175	58.613	175	31.995
39	636	59.826	636	32.080
40	909	1:00.255	909	32.750
41				

IDEAL / BEST COMPARISON

			PERFECT LAP	1:20.023		
POS	NO	NAME		IDEAL	BEST	DIFF
1	34	SILVESTER (RES)		1:20.023	1:20.085	0.062
2	43	SILVESTER		1:20.486	1:20.486	0.000
3	66	ROUND		1:20.502	1:20.502	0.000
4	62	MACRAE		1:21.045	1:21.183	0.138
5	24	LEANING		1:21.120	1:21.327	0.207
6	87	CHALK		1:21.288	1:21.367	0.079
7	23	KERSHAW		1:21.728	1:21.728	0.000
8	116	WILKINSON (R)		1:22.376	1:22.376	0.000
9	7	O'HARA		1:22.415	1:22.764	0.349
10	1	NORTH		1:22.482	1:22.694	0.212
11	505	I'ANSON (R)		1:23.156	1:23.362	0.206
12	75	WOODALL		1:23.195	1:23.195	0.000
13	626	HORNER		1:23.895	1:24.144	0.249
14	26	DWYER		1:23.917	1:24.133	0.216
15	76	CARTER		1:24.158	1:24.158	0.000
16	68	JOHNS (R)		1:24.188	1:24.188	0.000
17	36	BALDRY		1:24.249	1:25.059	0.810
18	30	BUTLER (R)		1:24.360	1:24.707	0.347
19	11	OSBORNE		1:24.418	1:24.435	0.017
20	90	MANN		1:24.574	1:24.574	0.000
21	112	BAKER		1:24.803	1:24.865	0.062
22	25	JORDAN (R)		1:24.996	1:25.202	0.206
23	110	KEARNEY		1:25.133	1:25.891	0.758
24	80	STACEY		1:25.155	1:25.416	0.261
25	42	ADORJAN		1:25.625	1:25.812	0.187
26	906	GUYOT (R)		1:25.630	1:25.883	0.253
27	97	JOHNSTONE (R)		1:25.945	1:25.963	0.018
28	82	WOLFF		1:26.030	1:26.756	0.726
29	716	DAVIES (R)		1:26.234	1:26.234	0.000
30	22	FINCH		1:26.593	1:26.593	0.000
31	132	MELL (R)		1:27.122	1:27.576	0.454
32	155	ADAMS (R)		1:28.181	1:28.443	0.262
33	77	DRAKE		1:28.829	1:29.349	0.520
34	838	PARKINSON (R)		1:29.351	1:29.945	0.594
35	172	CAMPBELL		1:29.476	1:29.927	0.451
36	425	CARPENTER (R)		1:29.771	1:30.260	0.489
37	57	PERKINS (R)		1:30.250	1:30.250	0.000
38	175	SUMNER (R)		1:30.608	1:30.608	0.000
39	636	CATLING		1:31.906	1:32.156	0.250
40	909	SMITH (R)		1:33.005	1:34.107	1.102
41	16	MACRAE			1:20.698	

Weather / Track : Bright / Dry

Donington Park National: 1.9790 miles
Date: 25/07/2026 Start: 10:19 Finish: 10:29

Results can be found at www.tsl-timing.com

Printed - 10:32 Saturday, 25 July 2026

BMCRC - MRO Championships - Rnd 6 @ Donington Park National

Thunderbike 500

QUALIFYING - STATISTICS

Competitors Started	41
Planned Start	2026-07-25 @ 10:02:00.000
Actual Start	2026-07-25 @ 10:19:52.590
Finish Time	2026-07-25 @ 10:29:56.694
Track Length	1.9790mi.
Total Laps	278
Total Distance Covered	550.1806mi.

Session Fastest Lap History

NO	CL	NAME	LAP TIME	TIME OF DAY	LAP	VEHICLE
43	C2	**Max SILVESTER**	**1:23.322**	10:21:37.548	1	Honda CB500
16	C2	**Luke MACRAE**	**1:23.320**	10:21:37.728	1	Honda CB500
34	C1	**Aaron SILVESTER (RES)**	**1:22.492**	10:21:38.311	1	Honda CB500
34	C1	**Aaron SILVESTER (RES)**	**1:20.135**	10:22:58.446	2	Honda CB500
34	C1	**Aaron SILVESTER (RES)**	**1:20.085**	10:24:18.531	3	Honda CB500

Flag History

TYPE	TIME OF DAY
GREEN	10:19:52.590
FINISH	10:29:56.694

Flag Statistics

TYPE	COUNT	TOTAL LAPS	TOTAL TIME
Green	1	8	12:16.202
Red	0	0	0.000
Safety Car	0	0	0.000
FCY	0	0	0.000

BMCRC - MRO Championships - Rnd 6 @ Donington Park National

Thunderbike 500

QUALIFYING - STATISTICS

CLASS : C1

17 Starters

Fastest Lap History

NO	NAME	LAP TIME	TIME OF DAY	LAP	VEHICLE
34	**Aaron SILVESTER (RES)**	**1:22.492**	10:21:38.311	1	Honda CB500
34	**Aaron SILVESTER (RES)**	**1:20.135**	10:22:58.446	2	Honda CB500
34	**Aaron SILVESTER (RES)**	**1:20.085**	10:24:18.531	3	Honda CB500

Weather / Track : Bright / Dry

Donington Park National: 1.9790 miles
Date: 25/07/2026 Start: 10:19 Finish: 10:29

BMCRC - MRO Championships - Rnd 6 @ Donington Park National

Thunderbike 500

QUALIFYING - STATISTICS

CLASS : C2

13 Starters

Fastest Lap History

NO	NAME	LAP TIME	TIME OF DAY	LAP	VEHICLE
43	**Max SILVESTER**	**1:23.322**	10:21:37.548	1	Honda CB500
16	**Luke MACRAE**	**1:23.320**	10:21:37.728	1	Honda CB500
43	**Max SILVESTER**	**1:21.201**	10:22:58.749	2	Honda CB500
43	**Max SILVESTER**	**1:20.486**	10:24:19.235	3	Honda CB500

BMCRC - MRO Championships - Rnd 6 @ Donington Park National

Thunderbike 500

QUALIFYING - STATISTICS

CLASS : C3

11 Starters

Fastest Lap History

NO	NAME	LAP TIME	TIME OF DAY	LAP	VEHICLE
62	**Max MACRAE**	**1:23.891**	10:21:38.701	1	Honda CB500
62	**Max MACRAE**	**1:21.366**	10:23:00.067	2	Honda CB500
62	**Max MACRAE**	**1:21.183**	10:24:21.250	3	Honda CB500

BMCRC - MRO Championships - Rnd 6 @ Donington Park National

Thunderbike 500

RACE 5 - GRID (7 Laps)

ROW 14		41 **909** Steven SMITH (R) 1:34.107	40 **636** Bradley CATLING 1:32.156
ROW 13	39 **175** Jack SUMNER (R) 1:30.608	38 **425** Jonathan CARPENTER (R) 1:30.260	37 **57** Dan PERKINS (R) 1:30.250
ROW 12	36 **838** Ben PARKINSON (R) 1:29.945	35 **172** Bobby CAMPBELL 1:29.927	34 **77** Wayne DRAKE 1:29.349
ROW 11	33 **155** Paul ADAMS (R) 1:28.443	32 **132** Darren MELL (R) 1:27.576	31 **82** Jack WOLFF 1:26.756
ROW 10	30 **22** Simon FINCH 1:26.593	29 **716** Stephen DAVIES (R) 1:26.234	28 **97** Graeme JOHNSTONE (R) 1:25.963
ROW 9	27 **110** Will KEARNEY 1:25.891	26 **906** Camille GUYOT (R) 1:25.883	25 **42** Gary ADORJAN 1:25.812
ROW 8	24 **80** Rachel STACEY 1:25.416	23 **25** Dylan JORDAN (R) 1:25.202	22 **36** Joe BALDRY 1:25.059
ROW 7	21 **112** Spencer BAKER 1:24.865	20 **30** Jordan BUTLER (R) 1:24.707	19 **90** Alexander MANN 1:24.574
ROW 6	18 **11** Mark OSBORNE 1:24.435	17 **68** Martyn JOHNS (R) 1:24.188	16 **76** Ian CARTER 1:24.158
ROW 5	15 **626** Jamie HORNER 1:24.144	14 **26** Colt DWYER 1:24.133	13 **505** Philip I'ANSON (R) 1:23.362
ROW 4	12 **75** Peter WOODALL 1:23.195	11 **7** Shaun O'HARA 1:22.764	10 **1** Daniel NORTH 1:22.694
ROW 3	9 **116** Owen WILKINSON (R) 1:22.376	8 **23** Adrian KERSHAW 1:21.728	7 **87** Finn CHALK 1:21.367
ROW 2	6 **24** Josh LEANING 1:21.327	5 **62** Max MACRAE 1:21.183	4 **16** Luke MACRAE 1:20.698
ROW 1	3 **66** Benjamin ROUND 1:20.502	2 **43** Max SILVESTER 1:20.486	1 **34** Aaron SILVESTER 1:20.085 *(Reserve)*

Pole

Reserves: #34

These results are provisional until the conclusion of any judicial and technical matters.

Donington Park National: 1.9790 miles

Clerk Of Course: Caroline Patterson / Andy Brown	Timekeeper: Richard Evans	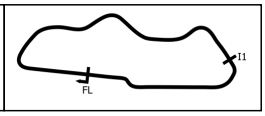

Results can be found at www.tsl-timing.com

Printed - 10:38 Saturday, 25 July 2026