

BMCRC-MRO CHAMPIONSHIPS 2026



Round 5

Snetterton 300

27th / 28th June 2026

TSL SPORTS TIMING
TIMING SOLUTIONS LTD

Timing, Results & Points Provided by Timing Solutions Ltd

www.tsl-timing.com





HELMET CITY
MRO SUPERSPORT 600 &
MRO CLUBMAN 600

BMCRC-MRO Championships – Round 5

Snetterton 300

27th / 28th June 2026

TSL SPORTS TIMING
TIMING SOLUTIONS LTD

Timing & Results Provided by Timing Solutions Ltd

www.tsl-timing.com

Snetterton 300 Circuit

Norwich, Norfolk, UK

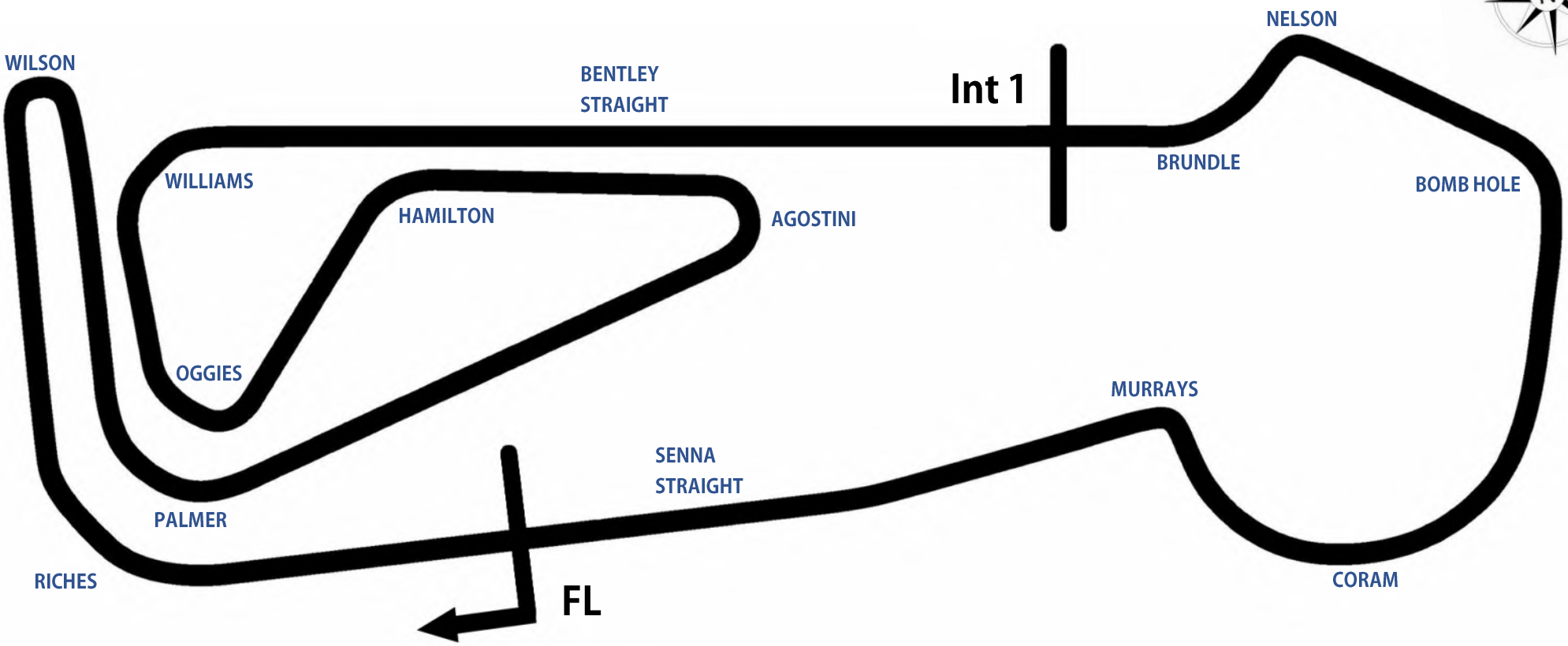

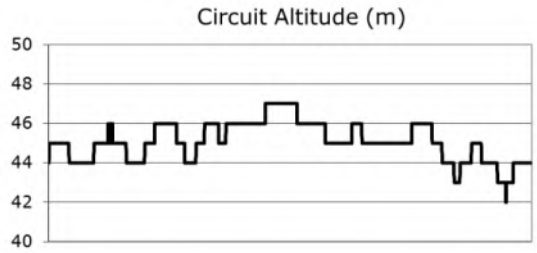

Length	2.9689 miles | 4.778 km | 4778.0 m		
FL		52.46340 N	0.94476 E
Int 1	3198m	52.46617 N	0.94964 E
Pit Entry	4572m	52.46364 N	0.94774 E
Pit Exit	40m after FL	52.46338 N	0.94420 E
Pit Entry - Pit Exit	246m, 17.7S @ 50kph, 14.7s @ 60kph		

Results & Live Timing available at – www.tsl-timing.com

Updated - 14/03/2024 14:52

BMCRC - MRO Championships - Rnd 5 @ Snetterton 300

Helmet City MRO Supersport 600 inc Clubman 600

QUALIFYING - CLASSIFICATION



POS	NO	CL	PIC	NAME	ENTRY	TIME	ON	LAPS	GAP	DIFF	MPH
1	**91**		1	**Sam HIRST**	Kawasaki ZX-636 - Team Valley Racing	**1:56.871**	8	8			91.45
2	**76**		2	**Anthony JOHNSON**	Triumph DAYTONA 675 - Sussex Independent Financi	**1:57.095**	7	8	**0.224**	0.224	91.27
3	**761**		3	**Charlie HUNTINGFORD**	Yamaha R6 - Holmes Plant Mototechniks Racing	**1:57.684**	8	8	**0.813**	0.589	90.82
4	**134**		4	**Aaron SILVESTER**	Yamaha R6 - A & J Racing	**1:57.698**	8	8	**0.827**	0.014	90.80
5	**71**	C	1	**James MAY**	Triumph 765 EVO - Jm Racing	**1:59.506**	4	8	**2.635**	1.808	89.43
6	**96**	C	2	**William HOWARTH**	Yamaha R6 -	**1:59.741**	7	8	**2.870**	0.235	89.25
7	**56**		5	**Michael MILLS**	Yamaha R6 -	**1:59.830**	4	6	**2.959**	0.089	89.19
8	**48**		6	**Rhys FORREST**	Kawasaki 600 - Mark Disley Restoration & Building Ltd	**1:59.946**	3	8	**3.075**	0.116	89.10
9	**167**		7	**Kyle JENKINS**	Triumph 765 - RJS Superbike, Mclen & Co	**2:01.068**	2	4	**4.197**	1.122	88.28
10	**35**		8	**Kai DICKINSON**	Yamaha R6 - Dad	**2:01.327**	7	7	**4.456**	0.259	88.09
11	**23**		9	**Harry HINCHCLIFFE**	Kawasaki ZX636 -	**2:01.798**	6	6	**4.927**	0.471	87.75
12	**19**		10	**Tyler DONOVAN**	Yamaha R6 - TMT Racing	**2:03.281**	4	4	**6.410**	1.483	86.69
13	**14**		11	**Jack MUIR**	-	**2:03.773**	5	7	**6.902**	0.492	86.35
14	**187**		12	**Andrew GILL**	Kawasaki ZX636 -	**2:04.839**	5	7	**7.968**	1.066	85.61
15	**74**	C	3	**Tom VAUGHAN**	Yamaha R6 - Stockbridge Trading Ltd,Lamonde Autom	**2:04.999**	6	6	**8.128**	0.160	85.50
16	**115**	C	4	**Brian MAHER**	Yamaha R6 - Spraytech /Espresso Solutions	**2:05.511**	6	7	**8.640**	0.512	85.15
17	**59**		13	**Jack ANDREWS**	Triumph STREET TRIPLE 765 RS - B1 Barbers and pc	**2:05.807**	7	7	**8.936**	0.296	84.95
18	**79**		14	**Thomas GARNER**	Yamaha R6 -	**2:06.121**	6	6	**9.250**	0.314	84.74
19	**117**	C	5	**Ben JENNISON**	Triumph DAYTONA 675 -	**2:06.394**	5	7	**9.523**	0.273	84.56
20	**46**	C	6	**Matthew FINCH**	Triumph DAYTONA 675 - Greenways Gardening	**2:06.776**	6	6	**9.905**	0.382	84.30
21	**84**	C	7	**George HIGGINS**	Yamaha R6 - Aztec Racing	**2:08.595**	6	7	**11.724**	1.819	83.11
22	**131**	C	8	**Nicholas KINGSTONE**	Yamaha R6 -	**2:09.948**	6	7	**13.077**	1.353	82.24

Weather / Track : /

These results are provisional until the conclusion of any judicial and technical matters.

Date: 27/06/2026 Start: 09:44 Finish: 09:59

Snetterton 300: 2.9689 miles

Clerk Of Course: Caroline Patterson / Tony MacBride	Timekeeper: Craig Smith	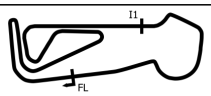

Results can be found at www.tsl-timing.com

Printed - 10:02 Saturday, 27 June 2026

BMCRC - MRO Championships - Rnd 5 @ Snetterton 300

Helmet City MRO Supersport 600 inc Clubman 600

QUALIFYING - SECTOR ANALYSIS

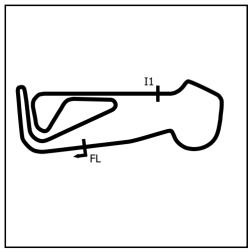

SECTOR 1 = FL to I1, SECTOR 2 = I1 to FL, DIFF = Difference To Personal Best Lap, P = Crossed Finish Line in Pit Lane, D = Time Disallowed

P1 91 Sam HIRST — Kawasaki ZX-636 - Team Valley Racing

IDEAL LAP TIME : 1:56.871 BEST LAP TIME : 1:56.871 DIFFERENCE : 0.000

LAP	SECTOR 1	SECTOR 2	LAP TIME		MPH	DIFF	TIME OF DAY
1 -	1:25.553	41.974	2:07.527		83.81	10.656	09:46:52.317
2 -	1:20.759	40.629	2:01.388		88.04	4.517	09:48:53.705
3 -	1:21.319	IN PIT	2:22.953	P	74.76	26.082	09:51:16.658
4 -	OUTLAP	40.192	2:06.386		84.56	9.515	09:53:23.044
5 -	1:18.960	39.523	1:58.483	(3)	90.20	1.612	09:55:21.527
6 -	1:18.029	39.159	1:57.188	(2)	91.20	0.317	09:57:18.715
7 -	1:24.789	41.073	2:05.862		84.91	8.991	09:59:24.577
8 -	***1:17.838***	***39.033***	***1:56.871***	**(1)**	***91.45***		***10:01:21.448***

P2 76 Anthony JOHNSON — Triumph DAYTONA 675 - Sussex Independent Financial Advise

IDEAL LAP TIME : 1:57.095 BEST LAP TIME : 1:57.095 DIFFERENCE : 0.000

LAP	SECTOR 1	SECTOR 2	LAP TIME		MPH	DIFF	TIME OF DAY
1 -	1:24.531	41.702	2:06.233		84.66	9.138	09:46:50.731
2 -	1:20.732	39.754	2:00.486		88.70	3.391	09:48:51.217
3 -	1:19.591	39.383	1:58.974		89.83	1.879	09:50:50.191
4 -	1:18.715	39.226	1:57.941	(2)	90.62	0.846	09:52:48.132
5 -	1:18.765	39.331	1:58.096	(3)	90.50	1.001	09:54:46.228
6 -	1:18.924	39.338	1:58.262		90.37	1.167	09:56:44.490
7 -	***1:17.959***	***39.136***	***1:57.095***	**(1)**	***91.27***		***09:58:41.585***
8 -	1:23.994	41.046	2:05.040		85.47	7.945	10:00:46.625

P3 761 Charlie HUNTINGFORD — Yamaha R6 - Holmes Plant Mototechniks Racing

IDEAL LAP TIME : 1:57.684 BEST LAP TIME : 1:57.684 DIFFERENCE : 0.000

LAP	SECTOR 1	SECTOR 2	LAP TIME		MPH	DIFF	TIME OF DAY
1 -	1:26.525	42.971	2:09.496		82.53	11.812	09:46:50.455
2 -	1:21.400	40.257	2:01.657		87.85	3.973	09:48:52.112
3 -	1:19.381	40.425	1:59.806		89.21	2.122	09:50:51.918
4 -	1:21.926	40.470	2:02.396		87.32	4.712	09:52:54.314
5 -	1:19.034	40.086	1:59.120	(3)	89.72	1.436	09:54:53.434
6 -	1:21.431	41.900	2:03.331		86.66	5.647	09:56:56.765
7 -	1:18.819	39.660	1:58.479	(2)	90.21	0.795	09:58:55.244
8 -	***1:18.395***	***39.289***	***1:57.684***	**(1)**	***90.82***		***10:00:52.928***

P4 134 Aaron SILVESTER — Yamaha R6 - A & J Racing

IDEAL LAP TIME : 1:57.679 BEST LAP TIME : 1:57.698 DIFFERENCE : 0.019

LAP	SECTOR 1	SECTOR 2	LAP TIME		MPH	DIFF	TIME OF DAY
1 -	1:26.575	42.090	2:08.665		83.06	10.967	09:46:49.573
2 -	1:20.166	40.202	2:00.368		88.79	2.670	09:48:49.941
3 -	1:19.176	39.874	1:59.050		89.77	1.352	09:50:48.991
4 -	1:18.700	39.632	1:58.332		90.32	0.634	09:52:47.323
5 -	1:19.067	39.722	1:58.789		89.97	1.091	09:54:46.112
6 -	***1:18.424***	39.344	1:57.768	(2)	90.75	0.070	09:56:43.880
7 -	1:18.578	39.352	1:57.930	(3)	90.63	0.232	09:58:41.810
8 -	1:18.443	***39.255***	***1:57.698***	**(1)**	***90.80***		***10:00:39.508***

P5 71 C James MAY — Triumph 765 EVO - Jm Racing

IDEAL LAP TIME : 1:59.503 BEST LAP TIME : 1:59.506 DIFFERENCE : 0.003

LAP	SECTOR 1	SECTOR 2	LAP TIME		MPH	DIFF	TIME OF DAY
1 -	1:27.143	43.149	2:10.292		82.03	10.786	09:46:50.484
2 -	1:22.045	40.555	2:02.600		87.17	3.094	09:48:53.084
3 -	***1:19.440***	40.260	1:59.700	(2)	89.29	0.194	09:50:52.784
4 -	1:19.443	***40.063***	***1:59.506***	**(1)**	***89.43***		***09:52:52.290***
5 -	1:20.327	44.784	2:05.111		85.42	5.605	09:54:57.401
6 -	1:21.169	41.622	2:02.791		87.04	3.285	09:57:00.192
7 -	1:23.307	43.401	2:06.708		84.35	7.202	09:59:06.900
8 -	1:20.542	40.924	2:01.466	(3)	87.99	1.960	10:01:08.366

BMCRC - MRO Championships - Rnd 5 @ Snetterton 300

Helmet City MRO Supersport 600 inc Clubman 600

QUALIFYING - SECTOR ANALYSIS

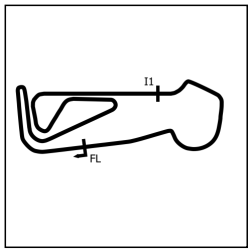

SECTOR 1 = FL to I1, SECTOR 2 = I1 to FL, DIFF = Difference To Personal Best Lap, P = Crossed Finish Line in Pit Lane, D = Time Disallowed

P6 96 C William HOWARTH Yamaha R6 -

IDEAL LAP TIME : 1:59.337 BEST LAP TIME : 1:59.741 DIFFERENCE : 0.404

LAP	SECTOR 1	SECTOR 2	LAP TIME		MPH	DIFF	TIME OF DAY
1 -	1:25.074	42.297	2:07.371		83.91	7.630	09:46:49.887
2 -	1:22.122	41.144	2:03.266		86.70	3.525	09:48:53.153
3 -	1:20.313	40.026	2:00.339		88.81	0.598	09:50:53.492
4 -	1:20.222	40.009	2:00.231		88.89	0.490	09:52:53.723
5 -	***1:19.688***	40.370	2:00.058		89.02	0.317	09:54:53.781
6 -	1:19.701	40.160	1:59.861	**(2)**	89.17	0.120	09:56:53.642
7 -	1:19.749	39.992	***1:59.741***	**(1)**	***89.25***		***09:58:53.383***
8 -	1:20.378	***39.649***	2:00.027	**(3)**	89.04	0.286	10:00:53.410

P7 56 Michael MILLS Yamaha R6 -

IDEAL LAP TIME : 1:59.830 BEST LAP TIME : 1:59.830 DIFFERENCE : 0.000

LAP	SECTOR 1	SECTOR 2	LAP TIME		MPH	DIFF	TIME OF DAY
1 -	1:27.293	43.491	2:10.784		81.72	10.954	09:47:28.319
2 -	1:21.949	41.497	2:03.446	**(3)**	86.58	3.616	09:49:31.765
3 -	1:21.755	40.297	2:02.052	**(2)**	87.56	2.222	09:51:33.817
4 -	***1:19.668***	***40.162***	***1:59.830***	**(1)**	***89.19***		***09:53:33.647***
5 -	1:35.432	44.151	2:19.583		76.57	19.753	09:55:53.230
6 -	1:24.226	48.465	2:12.691		80.54	12.861	09:58:05.921
7 -	1:27.315						

P8 48 Rhys FORREST Kawasaki 600 - Mark Disley Restoration & Building Ltd

IDEAL LAP TIME : 1:59.224 BEST LAP TIME : 1:59.946 DIFFERENCE : 0.722

LAP	SECTOR 1	SECTOR 2	LAP TIME		MPH	DIFF	TIME OF DAY
1 -	1:25.977	41.018	2:06.995		84.16	7.049	09:46:51.098
2 -	1:21.732	40.443	2:02.175		87.48	2.229	09:48:53.273
3 -	***1:19.642***	40.304	***1:59.946***	**(1)**	***89.10***		***09:50:53.219***
4 -	1:21.196	40.032	2:01.228		88.16	1.282	09:52:54.447
5 -	1:22.253	40.952	2:03.205		86.75	3.259	09:54:57.652
6 -	1:20.970	39.814	2:00.784	**(3)**	88.48	0.838	09:56:58.436
7 -	1:24.075	40.088	2:04.163		86.08	4.217	09:59:02.599
8 -	1:20.567	***39.582***	2:00.149	**(2)**	88.95	0.203	10:01:02.748

P9 167 Kyle JENKINS Triumph 765 - RJS Superbike, Mclen & Co

IDEAL LAP TIME : 2:00.530 BEST LAP TIME : 2:01.068 DIFFERENCE : 0.538

LAP	SECTOR 1	SECTOR 2	LAP TIME		MPH	DIFF	TIME OF DAY
1 -	1:26.453	42.431	2:08.884	**(2)**	82.92	7.816	09:46:49.649
2 -	1:20.923	***40.145***	***2:01.068***	**(1)**	***88.28***		***09:48:50.717***
3 -	***1:20.385***	IN PIT	2:48.942	**P**	63.26	47.874	09:51:39.659
4 -	OUTLAP	42.215	2:06.460		84.51	5.392	09:53:46.119
5 -	1:22.700						

P10 35 Kai DICKINSON Yamaha R6 - Dad

IDEAL LAP TIME : 2:00.581 BEST LAP TIME : 2:01.327 DIFFERENCE : 0.746

LAP	SECTOR 1	SECTOR 2	LAP TIME		MPH	DIFF	TIME OF DAY
1 -	1:31.475	45.954	2:17.429		77.77	16.102	09:47:01.585
2 -	1:24.711	42.491	2:07.202		84.02	5.875	09:49:08.787
3 -	1:22.591	41.291	2:03.882		86.27	2.555	09:51:12.669
4 -	1:21.520	41.163	2:02.683		87.11	1.356	09:53:15.352
5 -	***1:20.287***	41.048	2:01.335	**(2)**	88.08	0.008	09:55:16.687
6 -	1:21.199	41.011	2:02.210	**(3)**	87.45	0.883	09:57:18.897
7 -	1:21.033	***40.294***	***2:01.327***	**(1)**	***88.09***		***09:59:20.224***
8 -	1:32.099						

BMCRC - MRO Championships - Rnd 5 @ Snetterton 300

Helmet City MRO Supersport 600 inc Clubman 600

QUALIFYING - SECTOR ANALYSIS

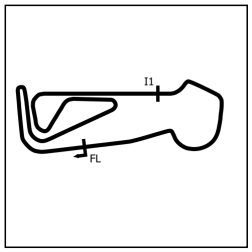

SECTOR 1 = FL to I1, SECTOR 2 = I1 to FL, DIFF = Difference To Personal Best Lap, P = Crossed Finish Line in Pit Lane, D = Time Disallowed

P11 23 Harry HINCHCLIFFE Kawasaki ZX636 -

IDEAL LAP TIME : 2:01.798 BEST LAP TIME : 2:01.798 DIFFERENCE : 0.000

LAP	SECTOR 1	SECTOR 2	LAP TIME	MPH	DIFF	TIME OF DAY
1 -	1:25.337	44.157	2:09.494	82.53	7.696	09:47:14.375
2 -	1:23.782	42.097	2:05.879	84.90	4.081	09:49:20.254
3 -	1:22.911	41.598	2:04.509 (3)	85.84	2.711	09:51:24.763
4 -	1:29.902	40.737	2:10.639	81.81	8.841	09:53:35.402
5 -	1:21.810	40.736	2:02.546 (2)	87.21	0.748	09:55:37.948
6 -	***1:21.439***	***40.359***	***2:01.798 (1)***	***87.75***		***09:57:39.746***
7 -	1:34.386					

P12 19 Tyler DONOVAN Yamaha R6 - TMT Racing

IDEAL LAP TIME : 2:03.216 BEST LAP TIME : 2:03.281 DIFFERENCE : 0.065

LAP	SECTOR 1	SECTOR 2	LAP TIME	MPH	DIFF	TIME OF DAY
1 -	1:30.128	44.849	2:14.977	79.18	11.696	09:48:16.212
2 -	1:24.445	41.735	2:06.180 (3)	84.70	2.899	09:50:22.392
3 -	1:23.182	***41.365***	2:04.547 (2)	85.81	1.266	09:52:26.939
4 -	***1:21.851***	41.430	***2:03.281 (1)***	***86.69***		***09:54:30.220***
5 -	1:22.664					

P13 14 Jack MUIR -

IDEAL LAP TIME : 2:03.773 BEST LAP TIME : 2:03.773 DIFFERENCE : 0.000

LAP	SECTOR 1	SECTOR 2	LAP TIME	MPH	DIFF	TIME OF DAY
1 -	1:27.773	44.395	2:12.168	80.86	8.395	09:47:12.915
2 -	1:25.055	42.196	2:07.251	83.99	3.478	09:49:20.166
3 -	1:22.718	41.738	2:04.456 (2)	85.87	0.683	09:51:24.622
4 -	1:23.251	41.761	2:05.012 (3)	85.49	1.239	09:53:29.634
5 -	***1:22.448***	***41.325***	***2:03.773 (1)***	***86.35***		***09:55:33.407***
6 -	1:22.914	IN PIT	2:16.176 P	78.48	12.403	09:57:49.583
7 -	OUTLAP	41.610	2:09.036	82.83	5.263	09:59:58.619

P14 187 Andrew GILL Kawasaki ZX636 -

IDEAL LAP TIME : 2:04.609 BEST LAP TIME : 2:04.839 DIFFERENCE : 0.230

LAP	SECTOR 1	SECTOR 2	LAP TIME	MPH	DIFF	TIME OF DAY
1 -	1:33.477	45.560	2:19.037	76.87	14.198	09:47:05.838
2 -	1:25.853	43.102	2:08.955	82.88	4.116	09:49:14.793
3 -	1:23.818	42.150	2:05.968	84.84	1.129	09:51:20.761
4 -	1:23.778	41.903	2:05.681	85.04	0.842	09:53:26.442
5 -	***1:22.914***	41.925	***2:04.839 (1)***	***85.61***		***09:55:31.281***
6 -	1:23.821	***41.695***	2:05.516 (3)	85.15	0.677	09:57:36.797
7 -	1:23.153	41.704	2:04.857 (2)	85.60	0.018	09:59:41.654

P15 74 C Tom VAUGHAN Yamaha R6 - Stockbridge Trading Ltd,Lamonde Automation

IDEAL LAP TIME : 2:04.999 BEST LAP TIME : 2:04.999 DIFFERENCE : 0.000

LAP	SECTOR 1	SECTOR 2	LAP TIME	MPH	DIFF	TIME OF DAY
1 -	1:35.359	46.718	2:22.077	75.22	17.078	09:47:11.862
2 -	1:26.505	42.592	2:09.097	82.79	4.098	09:49:20.959
3 -	1:24.101	41.996	2:06.097 (3)	84.76	1.098	09:51:27.056
4 -	1:23.888	41.939	2:05.827 (2)	84.94	0.828	09:53:32.883
5 -	1:24.587	42.084	2:06.671	84.37	1.672	09:55:39.554
6 -	***1:23.499***	***41.500***	***2:04.999 (1)***	***85.50***		***09:57:44.553***

BMCRC - MRO Championships - Rnd 5 @ Snetterton 300

Helmet City MRO Supersport 600 inc Clubman 600

QUALIFYING - SECTOR ANALYSIS

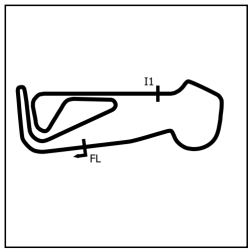

SECTOR 1 = FL to I1, SECTOR 2 = I1 to FL, DIFF = Difference To Personal Best Lap, P = Crossed Finish Line in Pit Lane, D = Time Disallowed

P16 **115** **C** **Brian MAHER** — Yamaha R6 - Spraytech /Espresso Solutions

IDEAL LAP TIME : 2:05.511 BEST LAP TIME : 2:05.511 DIFFERENCE : 0.000

LAP	SECTOR 1	SECTOR 2	LAP TIME		MPH	DIFF	TIME OF DAY
1 -	1:30.490	44.240	2:14.730		79.32	9.219	09:46:57.891
2 -	1:25.968	42.804	2:08.772		83.00	3.261	09:49:06.663
3 -	1:24.645	42.360	2:07.005	(3)	84.15	1.494	09:51:13.668
4 -	1:24.459	42.675	2:07.134		84.06	1.623	09:53:20.802
5 -	1:23.795	42.152	2:05.947	(2)	84.86	0.436	09:55:26.749
6 -	***1:23.431***	***42.080***	***2:05.511***	***(1)***	***85.15***		***09:57:32.260***
7 -	1:24.715	45.349	2:10.064		82.17	4.553	09:59:42.324

P17 **59** **Jack ANDREWS** — Triumph STREET TRIPLE 765 RS - B1 Barbers and power tool

IDEAL LAP TIME : 2:05.807 BEST LAP TIME : 2:05.807 DIFFERENCE : 0.000

LAP	SECTOR 1	SECTOR 2	LAP TIME		MPH	DIFF	TIME OF DAY
1 -	1:30.438	44.221	2:14.659		79.37	8.852	09:47:00.252
2 -	1:25.854	42.447	2:08.301		83.30	2.494	09:49:08.553
3 -	1:25.426	42.291	2:07.717		83.68	1.910	09:51:16.270
4 -	1:24.710	42.118	2:06.828	(2)	84.27	1.021	09:53:23.098
5 -	1:25.663	42.189	2:07.852		83.59	2.045	09:55:30.950
6 -	1:25.110	41.926	2:07.036	(3)	84.13	1.229	09:57:37.986
7 -	***1:24.183***	***41.624***	***2:05.807***	***(1)***	***84.95***		***09:59:43.793***

P18 **79** **Thomas GARNER** — Yamaha R6 -

IDEAL LAP TIME : 2:06.121 BEST LAP TIME : 2:06.121 DIFFERENCE : 0.000

LAP	SECTOR 1	SECTOR 2	LAP TIME		MPH	DIFF	TIME OF DAY
1 -	1:38.053	49.586	2:27.639		72.39	21.518	09:47:15.467
2 -	1:28.664	44.952	2:13.616		79.99	7.495	09:49:29.083
3 -	1:25.041	43.478	2:08.519	(2)	83.16	2.398	09:51:37.602
4 -	1:26.636	44.014	2:10.650		81.80	4.529	09:53:48.252
5 -	1:26.114	42.845	2:08.959	(3)	82.87	2.838	09:55:57.211
6 -	***1:23.634***	***42.487***	***2:06.121***	***(1)***	***84.74***		***09:58:03.332***
7 -	1:33.347						

P19 **117** **C** **Ben JENNISON** — Triumph DAYTONA 675 -

IDEAL LAP TIME : 2:06.163 BEST LAP TIME : 2:06.394 DIFFERENCE : 0.231

LAP	SECTOR 1	SECTOR 2	LAP TIME		MPH	DIFF	TIME OF DAY
1 -	1:32.785	44.736	2:17.521		77.71	11.127	09:47:00.064
2 -	1:26.369	42.939	2:09.308		82.65	2.914	09:49:09.372
3 -	1:24.997	42.563	2:07.560		83.78	1.166	09:51:16.932
4 -	1:24.288	***42.183***	2:06.471	(2)	84.51	0.077	09:53:23.403
5 -	1:24.058	42.336	***2:06.394***	***(1)***	***84.56***		***09:55:29.797***
6 -	***1:23.980***	42.862	2:06.842	(3)	84.26	0.448	09:57:36.639
7 -	1:24.452	42.475	2:06.927		84.20	0.533	09:59:43.566

P20 **46** **C** **Matthew FINCH** — Triumph DAYTONA 675 - Greenways Gardening

IDEAL LAP TIME : 2:06.776 BEST LAP TIME : 2:06.776 DIFFERENCE : 0.000

LAP	SECTOR 1	SECTOR 2	LAP TIME		MPH	DIFF	TIME OF DAY
1 -	1:37.984	49.927	2:27.911		72.26	21.135	09:47:15.349
2 -	1:27.850	44.815	2:12.665		80.56	5.889	09:49:28.014
3 -	1:26.009	43.315	2:09.324		82.64	2.548	09:51:37.338
4 -	1:25.653	43.663	2:09.316	(3)	82.65	2.540	09:53:46.654
5 -	1:25.190	43.097	2:08.287	(2)	83.31	1.511	09:55:54.941
6 -	***1:23.932***	***42.844***	***2:06.776***	***(1)***	***84.30***		***09:58:01.717***

BMCRC - MRO Championships - Rnd 5 @ Snetterton 300

Helmet City MRO Supersport 600 inc Clubman 600

QUALIFYING - SECTOR ANALYSIS

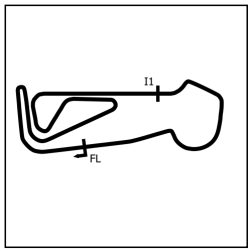

SECTOR 1 = FL to I1, SECTOR 2 = I1 to FL, DIFF = Difference To Personal Best Lap, P = Crossed Finish Line in Pit Lane, D = Time Disallowed

P21 84 C George HIGGINS Yamaha R6 - Aztec Racing

IDEAL LAP TIME : 2:08.595 BEST LAP TIME : 2:08.595 DIFFERENCE : 0.000

LAP	SECTOR 1	SECTOR 2	LAP TIME		MPH	DIFF	TIME OF DAY
1 -	1:36.891	47.580	2:24.471		73.98	15.876	09:48:17.602
2 -	1:29.645	44.785	2:14.430		79.50	5.835	09:50:32.032
3 -	1:27.457	43.850	2:11.307		81.39	2.712	09:52:43.339
4 -	1:26.880	43.656	2:10.536	(3)	81.87	1.941	09:54:53.875
5 -	1:26.256	43.337	2:09.593	(2)	82.47	0.998	09:57:03.468
6 -	***1:25.339***	***43.256***	***2:08.595***	**(1)**	***83.11***		***09:59:12.063***
7 -	1:30.388	44.051	2:14.439		79.50	5.844	10:01:26.502

P22 131 C Nicholas KINGSTONE Yamaha R6 -

IDEAL LAP TIME : 2:09.948 BEST LAP TIME : 2:09.948 DIFFERENCE : 0.000

LAP	SECTOR 1	SECTOR 2	LAP TIME		MPH	DIFF	TIME OF DAY
1 -	1:37.408	47.472	2:24.880		73.77	14.932	09:47:12.947
2 -	1:30.313	47.130	2:17.443		77.76	7.495	09:49:30.390
3 -	1:28.096	46.059	2:14.155		79.66	4.207	09:51:44.545
4 -	1:27.507	44.876	2:12.383	(3)	80.73	2.435	09:53:56.928
5 -	1:26.067	45.078	2:11.145	(2)	81.49	1.197	09:56:08.073
6 -	***1:25.834***	***44.114***	***2:09.948***	**(1)**	***82.24***		***09:58:18.021***
7 -	1:28.978	47.195	2:16.173		78.48	6.225	10:00:34.194

BMCRC - MRO Championships - Rnd 5 @ Snetterton 300

Helmet City MRO Supersport 600 inc Clubman 600

QUALIFYING - BEST SECTORS

	SECTOR 1		SECTOR 2	
POS	NO	TIME	NO	TIME
1	**91**	**1:17.838**	**91**	**39.033**
2	**76**	**1:17.959**	**76**	**39.136**
3	**761**	**1:18.395**	**134**	**39.255**
4	**134**	**1:18.424**	**761**	**39.289**
5	**71**	**1:19.440**	**48**	**39.582**
6	**48**	**1:19.642**	**96**	**39.649**
7	**56**	**1:19.668**	**71**	**40.063**
8	**96**	**1:19.688**	**167**	**40.145**
9	**35**	**1:20.287**	**56**	**40.162**
10	**167**	**1:20.385**	**35**	**40.294**
11	**23**	**1:21.439**	**23**	**40.359**
12	**19**	**1:21.851**	**14**	**41.325**
13	**14**	**1:22.448**	**19**	**41.365**
14	**187**	**1:22.914**	**74**	**41.500**
15	**115**	**1:23.431**	**59**	**41.624**
16	**74**	**1:23.499**	**187**	**41.695**
17	**79**	**1:23.634**	**115**	**42.080**
18	**46**	**1:23.932**	**117**	**42.183**
19	**117**	**1:23.980**	**79**	**42.487**
20	**59**	**1:24.183**	**46**	**42.844**
21	**84**	**1:25.339**	**84**	**43.256**
22	**131**	**1:25.834**	**131**	**44.114**

IDEAL / BEST COMPARISON

POS	NO	NAME	IDEAL	BEST	DIFF
		PERFECT LAP	**1:56.871**		
1	**91**	HIRST	1:56.871	1:56.871	**0.000**
2	**76**	JOHNSON	1:57.095	1:57.095	**0.000**
3	**134**	SILVESTER	1:57.679	1:57.698	**0.019**
4	**761**	HUNTINGFORD	1:57.684	1:57.684	**0.000**
5	**48**	FORREST	1:59.224	1:59.946	**0.722**
6	**96**	HOWARTH	1:59.337	1:59.741	**0.404**
7	**71**	MAY	1:59.503	1:59.506	**0.003**
8	**56**	MILLS	1:59.830	1:59.830	**0.000**
9	**167**	JENKINS	2:00.530	2:01.068	**0.538**
10	**35**	DICKINSON	2:00.581	2:01.327	**0.746**
11	**23**	HINCHCLIFFE	2:01.798	2:01.798	**0.000**
12	**19**	DONOVAN	2:03.216	2:03.281	**0.065**
13	**14**	MUIR	2:03.773	2:03.773	**0.000**
14	**187**	GILL	2:04.609	2:04.839	**0.230**
15	**74**	VAUGHAN	2:04.999	2:04.999	**0.000**
16	**115**	MAHER	2:05.511	2:05.511	**0.000**
17	**59**	ANDREWS	2:05.807	2:05.807	**0.000**
18	**79**	GARNER	2:06.121	2:06.121	**0.000**
19	**117**	JENNISON	2:06.163	2:06.394	**0.231**
20	**46**	FINCH	2:06.776	2:06.776	**0.000**
21	**84**	HIGGINS	2:08.595	2:08.595	**0.000**
22	**131**	KINGSTONE	2:09.948	2:09.948	**0.000**

Weather / Track : /

Snetterton 300: 2.9689 miles
Date: 27/06/2026 Start: 09:44 Finish: 09:59

Results can be found at www.tsl-timing.com

Printed - 10:02 Saturday, 27 June 2026

BMCRC - MRO Championships - Rnd 5 @ Snetterton 300

Helmet City MRO Supersport 600 inc Clubman 600

QUALIFYING - STATISTICS

Competitors Started	22
Planned Start	2026-06-27 @ 09:45:00.000
Actual Start	2026-06-27 @ 09:44:33.173
Finish Time	2026-06-27 @ 09:59:34.104
Track Length	2.9689mi.
Total Laps	150
Total Distance Covered	445.3367mi.

Session Fastest Lap History

NO	CL	NAME	LAP TIME	TIME OF DAY	LAP	VEHICLE
134		**Aaron SILVESTER**	**2:08.665**	09:46:49.573	1	Yamaha R6
96	C	**William HOWARTH**	**2:07.371**	09:46:49.887	1	Yamaha R6
76		**Anthony JOHNSON**	**2:06.233**	09:46:50.731	1	Triumph DAYTONA 675
134		**Aaron SILVESTER**	**2:00.368**	09:48:49.941	2	Yamaha R6
134		**Aaron SILVESTER**	**1:59.050**	09:50:48.991	3	Yamaha R6
76		**Anthony JOHNSON**	**1:58.974**	09:50:50.191	3	Triumph DAYTONA 675
134		**Aaron SILVESTER**	**1:58.332**	09:52:47.323	4	Yamaha R6
76		**Anthony JOHNSON**	**1:57.941**	09:52:48.132	4	Triumph DAYTONA 675
134		**Aaron SILVESTER**	**1:57.768**	09:56:43.880	6	Yamaha R6
91		**Sam HIRST**	**1:57.188**	09:57:18.715	6	Kawasaki ZX-636
76		**Anthony JOHNSON**	**1:57.095**	09:58:41.585	7	Triumph DAYTONA 675
91		**Sam HIRST**	**1:56.871**	10:01:21.448	8	Kawasaki ZX-636

Flag History

TYPE	TIME OF DAY
GREEN	09:44:33.173
FINISH	09:59:34.104

Flag Statistics

TYPE	COUNT	TOTAL LAPS	TOTAL TIME
Green	1	8	17:37.477
Red	0	0	0.000
Safety Car	0	0	0.000
FCY	0	0	0.000

BMCRC - MRO Championships - Rnd 5 @ Snetterton 300

Helmet City MRO Supersport 600 inc Clubman 600

QUALIFYING - STATISTICS

CLASS :

14 Starters

Fastest Lap History

NO	NAME	LAP TIME	TIME OF DAY	LAP	VEHICLE
134	**Aaron SILVESTER**	**2:08.665**	09:46:49.573	1	Yamaha R6
76	**Anthony JOHNSON**	**2:06.233**	09:46:50.731	1	Triumph DAYTONA 675
134	**Aaron SILVESTER**	**2:00.368**	09:48:49.941	2	Yamaha R6
134	**Aaron SILVESTER**	**1:59.050**	09:50:48.991	3	Yamaha R6
76	**Anthony JOHNSON**	**1:58.974**	09:50:50.191	3	Triumph DAYTONA 675
134	**Aaron SILVESTER**	**1:58.332**	09:52:47.323	4	Yamaha R6
76	**Anthony JOHNSON**	**1:57.941**	09:52:48.132	4	Triumph DAYTONA 675
134	**Aaron SILVESTER**	**1:57.768**	09:56:43.880	6	Yamaha R6
91	**Sam HIRST**	**1:57.188**	09:57:18.715	6	Kawasaki ZX-636
76	**Anthony JOHNSON**	**1:57.095**	09:58:41.585	7	Triumph DAYTONA 675
91	**Sam HIRST**	**1:56.871**	10:01:21.448	8	Kawasaki ZX-636

BMCRC - MRO Championships - Rnd 5 @ Snetterton 300

Helmet City MRO Supersport 600 inc Clubman 600

QUALIFYING - STATISTICS

CLASS : C

8 Starters

Fastest Lap History

NO	NAME	LAP TIME	TIME OF DAY	LAP	VEHICLE
96	**William HOWARTH**	**2:07.371**	09:46:49.887	1	Yamaha R6
71	**James MAY**	**2:02.600**	09:48:53.084	2	Triumph 765 EVO
71	**James MAY**	**1:59.700**	09:50:52.784	3	Triumph 765 EVO
71	**James MAY**	**1:59.506**	09:52:52.290	4	Triumph 765 EVO

BMCRC - MRO Championships - Rnd 5 @ Snetterton 300

Helmet City MRO Supersport 600 inc Clubman 600

RACE 4 - GRID (10 Laps)



These results are provisional until the conclusion of any judicial and technical matters.

Snetterton 300: 2.9689 miles

Clerk Of Course: Caroline Patterson / Tony MacBride	Timekeeper: Craig Smith	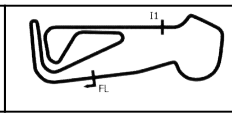

Results can be found at www.tsl-timing.com

Printed - 10:05 Saturday, 27 June 2026

BMCRC - MRO Championships - Rnd 5 @ Snetterton 300

Helmet City MRO Supersport 600 inc Clubman 600

RACE 4 - CLASSIFICATION

Race Distance: 10 Laps / 29.68 miles

POS	NO	CL	PIC	NAME	ENTRY	LAPS	TIME	GAP	DIFF	MPH	BEST	ON	GRD	↑↓
1	134		1	Aaron SILVESTER	Yamaha R6 - A & J Racing	10	19:29.765			91.36	1:55.726	2	4	3
2	91		2	Sam HIRST	Kawasaki ZX-636 - Team Valley Racing	10	19:30.190	0.425	0.425	91.33	1:55.977	9	1	-1
3	76		3	Anthony JOHNSON	Triumph DAYTONA 675 - Sussex Independent Financial Ad	10	19:36.985	7.220	6.795	90.80	1:56.158	3	2	-1
4	96	C	1	William HOWARTH	Yamaha R6 -	10	20:00.564	30.799	23.579	89.02	1:58.923	5	6	2
5	48		4	Rhys FORREST	Kawasaki 600 - Mark Disley Restoration & Building Ltd	10	20:02.361	32.596	1.797	88.89	1:59.102	3	8	3
6	35		5	Kai DICKINSON	Yamaha R6 - Dad	10	20:02.782	33.017	0.421	88.86	1:58.127	2	10	4
7	23		6	Harry HINCHCLIFFE	Kawasaki ZX636 -	10	20:12.180	42.415	9.398	88.17	1:59.749	2	11	4
8	71	C	2	James MAY	Triumph 765 EVO - Jm Racing	10	20:17.143	47.378	4.963	87.81	2:00.207	3	5	-3
9	19		7	Tyler DONOVAN	Yamaha R6 - TMT Racing	10	20:26.616	56.851	9.473	87.13	2:01.405	6	12	3
10	14		8	Jack MUIR	-	10	20:37.643	1:07.878	11.027	86.35	2:01.486	10	13	3
11	187		9	Andrew GILL	Kawasaki ZX636 -	10	20:39.143	1:09.378	1.500	86.25	2:02.568	10	14	3
12	115	C	3	Brian MAHER	Yamaha R6 - Spraytech /Espresso Solutions	10	20:54.560	1:24.795	15.417	85.19	2:02.743	4	16	4
13	59		10	Jack ANDREWS	Triumph STREET TRIPLE 765 RS - B1 Barbers and power t	10	21:00.105	1:30.340	5.545	84.81	2:04.301	10	17	4
14	74	C	4	Tom VAUGHAN	Yamaha R6 - Stockbridge Trading Ltd,Lamonde Automation	10	21:00.437	1:30.672	0.332	84.79	2:04.325	2	15	1
15	79		11	Thomas GARNER	Yamaha R6 -	10	21:13.316	1:43.551	12.879	83.93	2:05.102	8	18	3
16	46	C	5	Matthew FINCH	Triumph DAYTONA 675 - Greenways Gardening	10	21:14.625	1:44.860	1.309	83.85	2:05.633	10	20	4
17	117	C	6	Ben JENNISON	Triumph DAYTONA 675 -	10	21:15.024	1:45.259	0.399	83.82	2:04.957	9	19	2
18	84	C	7	George HIGGINS	Yamaha R6 - Aztec Racing	9	19:44.177	1 Lap	1 Lap	81.23	2:10.257	3	21	3
19	41	C	8	Tony PEACE	Yamaha R6 - Green Boilers and Heating	9	20:14.145	1 Lap	29.968	79.22	2:11.932	2	25	6
					NOT CLASSIFIED									
DNF	761			Charlie HUNTINGFORD	Yamaha R6 - Holmes Plant Mototechniks Racing	9	17:48.977	1 Lap		89.98	1:57.491	7	3	
DNF	131	C		Nicholas KINGSTONE	Yamaha R6 -	6	12:56.265	4 Laps	3 Laps	82.61	2:06.352	6	22	
DNF	56			Michael MILLS	Yamaha R6 -	5	10:01.383	5 Laps	1 Lap	88.86	1:58.546	5	7	
DNF	167			Kyle JENKINS	Triumph 765 - RJS Superbike, Mclen & Co	3	6:00.555	7 Laps	2 Laps	88.93	1:56.873	3	9	
					FASTEST LAP									
	134			Aaron SILVESTER	Yamaha R6 - A & J Racing	2	1:55.726		92.35 mph		148.63 kph			
	96	C		William HOWARTH	Yamaha R6 -	5	1:58.923		89.87 mph		144.63 kph			

Weather / Track : Bright / Dry

These results are provisional until the conclusion of any judicial and technical matters.

Date: 27/06/2026 Start: 12:30 Finish: 12:50

Snetterton 300: 2.9689 miles

Clerk Of Course: Caroline Patterson / Tony MacBride	Timekeeper: Craig Smith	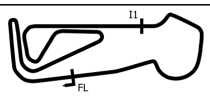

Results can be found at www.tsl-timing.com

Printed - 12:55 Saturday, 27 June 2026

BMCRC - MRO Championships - Rnd 5 @ Snetterton 300

Helmet City MRO Supersport 600 inc Clubman 600

RACE 4 - LAP CHART

LAP 1 @ 12:32:44.507

NO	BEHIND	LAP TIME
91		2:01.770
76	1.161	2:02.931
134	2.163	2:03.933
96	2.291	2:04.061
48	2.702	2:04.472
761	3.100	2:04.870
167	3.328	2:05.098
56	3.431	2:05.201
71	4.411	2:06.181
35	4.502	2:06.272
23	5.338	2:07.108
19	7.424	2:09.194
14	7.863	2:09.633
187	8.535	2:10.305
74	8.808	2:10.578
115	9.701	2:11.471
59	10.064	2:11.834
46	11.084	2:12.854
79	12.011	2:13.781
131	15.269	2:17.039
117	15.334	2:17.104
84	16.879	2:18.649
41	18.165	2:19.935
23	12.180	2:00.917
19	17.122	2:01.867
187	21.216	2:03.010
14	22.707	2:04.087
74	23.935	2:04.626
115	23.982	2:04.474
59	27.125	2:05.322
46	32.259	2:08.160
79	32.309	2:07.255
117	36.222	2:07.045
131	39.859	2:08.382
84	43.775	2:10.257
41	49.009	2:12.736

LAP 2 @ 12:34:41.917

NO	BEHIND	LAP TIME
91		1:57.410
134	0.479	1:55.726
76	0.804	1:57.053
761	3.491	1:57.801
167	4.502	1:58.584
96	4.531	1:59.650
48	4.642	1:59.350
56	4.971	1:58.950
35	5.219	1:58.127
71	7.426	2:00.425
23	7.677	1:59.749
19	11.669	2:01.655
187	14.620	2:03.495
14	15.034	2:04.581
74	15.723	2:04.325
115	15.922	2:03.631
59	18.217	2:05.563
46	20.513	2:06.839
79	21.468	2:06.867
117	25.591	2:07.667
131	27.891	2:10.032
84	29.932	2:10.463
41	32.687	2:11.932

LAP 3 @ 12:36:38.331

NO	BEHIND	LAP TIME
91		1:56.414
134	0.217	1:56.152
76	0.548	1:56.158
761	4.637	1:57.560
167	4.961	1:56.873
96	7.164	1:59.047
48	7.330	1:59.102
35	7.490	1:58.685
56	7.705	1:59.148
71	11.219	2:00.207

LAP 4 @ 12:38:34.585

NO	BEHIND	LAP TIME
91		1:56.254
134	0.240	1:56.277
76	0.832	1:56.538
761	6.120	1:57.737
96	10.459	1:59.549
56	10.989	1:59.538
48	11.161	2:00.085
35	11.979	2:00.743
71	15.487	2:00.522
23	16.346	2:00.420
19	22.551	2:01.683
187	27.952	2:02.990
14	29.996	2:03.543
115	30.471	2:02.743
74	32.083	2:04.402
59	37.231	2:06.360
46	44.349	2:08.344
79	44.701	2:08.646
117	46.732	2:06.764
131	50.743	2:07.138
84	58.735	2:11.214
41	1:06.137	2:13.382

LAP 5 @ 12:40:31.369

NO	BEHIND	LAP TIME
134		1:56.544
91	0.247	1:57.031
76	0.787	1:56.739
761	9.363	2:00.027
96	12.598	1:58.923
56	12.751	1:58.546
35	13.392	1:58.197
48	13.761	1:59.384
71	19.002	2:00.299
23	19.783	2:00.221
19	27.183	2:01.416
187	34.595	2:03.427
14	36.291	2:03.079
115	36.820	2:03.133
74	41.353	2:06.054
59	45.165	2:04.718
79	55.733	2:07.816
46	56.158	2:08.593
117	56.642	2:06.694
131	1:01.281	2:07.322
84	1:12.346	2:10.395
41	1:24.087	2:14.734

LAP 6 @ 12:42:27.270

NO	BEHIND	LAP TIME
134		1:55.901
91	0.544	1:56.198
76	1.512	1:56.626
761	11.290	1:57.828
96	16.247	1:59.550
35	16.865	1:59.374
48	17.956	2:00.096
71	24.057	2:00.956
23	24.232	2:00.350
19	32.687	2:01.405
187	42.566	2:03.872
14	43.912	2:03.522
115	45.750	2:04.831
74	53.006	2:07.554
59	55.607	2:06.343
79	1:05.710	2:05.878
46	1:06.216	2:05.959
117	1:07.115	2:06.374
131	1:11.732	2:06.352
84	1:27.195	2:10.750
41	1:43.131	2:14.945

LAP 7 @ 12:44:23.374

NO	BEHIND	LAP TIME
134		1:56.104
91	0.484	1:56.044
76	2.539	1:57.131
761	12.677	1:57.491
96	20.002	1:59.859
48	21.606	1:59.754
35	21.734	2:00.973
71	28.700	2:00.747
23	29.498	2:01.370
19	39.190	2:02.607
187	50.295	2:03.833
14	50.612	2:02.804
115	55.654	2:06.008
74	1:03.315	2:06.413
59	1:05.304	2:05.801
46	1:16.647	2:06.535
79	1:17.229	2:07.623
117	1:17.645	2:06.634
84	1:42.545	2:11.454

LAP 8 @ 12:46:20.233

NO	BEHIND	LAP TIME
134		1:56.859
91	0.549	1:56.924
76	3.451	1:57.771
41	1 Lap	2:15.368
761	13.537	1:57.719
96	22.925	1:59.782
48	25.192	2:00.445
35	25.386	2:00.511
71	32.826	2:00.985
23	33.226	2:00.587
19	44.378	2:02.047
187	56.437	2:03.001
14	56.619	2:02.866
115	1:04.719	2:05.924
74	1:11.942	2:05.486
59	1:13.036	2:04.591
79	1:25.472	2:05.102
46	1:25.762	2:05.974
117	1:27.096	2:06.310
84	1:56.214	2:10.528

LAP 9 @ 12:48:16.559

NO	BEHIND	LAP TIME
134		1:56.326
91	0.200	1:55.977
76	4.435	1:57.310
761	15.155	1:57.944
41	1 Lap	2:14.945
96	26.662	2:00.063
48	28.676	1:59.810
35	28.959	1:59.899
71	37.658	2:01.158
23	37.707	2:00.807
19	50.091	2:02.039
14	1:02.335	2:02.042
187	1:02.753	2:02.642
115	1:14.345	2:05.952
74	1:20.895	2:05.279
59	1:21.982	2:05.272
79	1:34.249	2:05.103
46	1:35.170	2:05.734
117	1:35.727	2:04.957

LAP 10 @ 12:50:12.502

NO	BEHIND	LAP TIME
134		1:55.943
91	0.425	1:56.168
76	7.220	1:58.728
84	1 Lap	2:10.467
96	30.799	2:00.080
48	32.596	1:59.863
35	33.017	2:00.001
23	42.415	2:00.651
41	1 Lap	2:16.168
71	47.378	2:05.663
19	56.851	2:02.703
14	1:07.878	2:01.486
187	1:09.378	2:02.568
115	1:24.795	2:06.393
59	1:30.340	2:04.301
74	1:30.672	2:05.720
79	1:43.551	2:05.245
46	1:44.860	2:05.633
117	1:45.259	2:05.475

Weather / Track : Bright / Dry

Snetterton 300: 2.9689 miles
Date: 27/06/2026 Start: 12:30 Finish: 12:50

Results can be found at www.tsl-timing.com

Printed - 12:55 Saturday, 27 June 2026

BMCRC - MRO Championships - Rnd 5 @ Snetterton 300

Helmet City MRO Supersport 600 inc Clubman 600

RACE 4 - POSITION CHART

No	Name	Lap Pos	1	2	3	4	5	6	7	8	9	10
91	HIRST	1	91	91	91	91	134	134	134	134	134	134
76	JOHNSON	2	76	134	134	134	91	91	91	91	91	91
761	HUNTINGFORD	3	134	76	76	76	76	76	76	76	76	76
134	SILVESTER	4	96	761	761	761	761	761	761	761	761	96
71	MAY	5	48	167	167	96	96	96	96	96	96	48
96	HOWARTH	6	761	96	96	56	56	35	48	48	48	35
56	MILLS	7	167	48	48	48	35	48	35	35	35	23
48	FORREST	8	56	56	35	35	48	71	71	71	71	71
167	JENKINS	9	71	35	56	71	71	23	23	23	23	19
35	DICKINSON	10	35	71	71	23	23	19	19	19	19	14
23	HINCHCLIFFE	11	23	23	23	19	19	187	187	187	14	187
19	DONOVAN	12	19	19	19	187	187	14	14	14	187	115
14	MUIR	13	14	187	187	14	14	115	115	115	115	59
187	GILL	14	187	14	14	115	115	74	74	74	74	74
74	VAUGHAN	15	74	74	74	74	74	59	59	59	59	79
115	MAHER	16	115	115	115	59	59	79	46	79	79	46
59	ANDREWS	17	59	59	59	46	79	46	79	46	46	117
79	GARNER	18	46	46	46	79	46	117	117	117	117	
117	JENNISON	19	79	79	79	117	117	131	84	84	84	
46	FINCH	20	131	117	117	131	131	84	41	41	41	
84	HIGGINS	21	117	131	131	84	84	41				
131	KINGSTONE	22	84	84	84	41	41					
41	PEACE	23	41	41	41							

Weather / Track : Bright / Dry

Snetterton 300: 2.9689 miles
Date: 27/06/2026 Start: 12:30 Finish: 12:50

Results can be found at www.tsl-timing.com

Printed - 12:55 Saturday, 27 June 2026

BMCRC - MRO Championships - Rnd 5 @ Snetterton 300

Helmet City MRO Supersport 600 inc Clubman 600

RACE 4 - SECTOR ANALYSIS

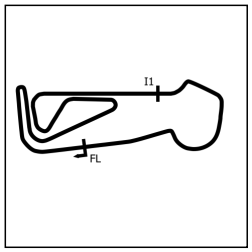

SECTOR 1 = FL to I1, SECTOR 2 = I1 to FL, DIFF = Difference To Personal Best Lap, P = Crossed Finish Line in Pit Lane, D = Time Disallowed

P1 134 Aaron SILVESTER — Yamaha R6 - A & J Racing

IDEAL LAP TIME : 1:55.632 BEST LAP TIME : 1:55.726 DIFFERENCE : 0.094

LAP	SECTOR 1	SECTOR 2	LAP TIME	MPH	DIFF	TIME OF DAY
1 -		39.756	2:03.933	86.24	8.207	12:32:46.670
2 -	1:17.157	***38.569***	***1:55.726*** **(1)**	***92.35***		***12:34:42.396***
3 -	***1:17.063***	39.089	1:56.152	92.01	0.426	12:36:38.548
4 -	1:17.394	38.883	1:56.277	91.91	0.551	12:38:34.825
5 -	1:17.559	38.985	1:56.544	91.70	0.818	12:40:31.369
6 -	1:17.254	38.647	1:55.901 **(2)**	92.21	0.175	12:42:27.270
7 -	1:17.275	38.829	1:56.104	92.05	0.378	12:44:23.374
8 -	1:17.555	39.304	1:56.859	91.46	1.133	12:46:20.233
9 -	1:17.648	38.678	1:56.326	91.88	0.600	12:48:16.559
10 -	1:17.220	38.723	1:55.943 **(3)**	92.18	0.217	12:50:12.502

P2 91 Sam HIRST — Kawasaki ZX-636 - Team Valley Racing

IDEAL LAP TIME : 1:55.933 BEST LAP TIME : 1:55.977 DIFFERENCE : 0.044

LAP	SECTOR 1	SECTOR 2	LAP TIME	MPH	DIFF	TIME OF DAY
1 -		39.384	2:01.770	87.77	5.793	12:32:44.507
2 -	1:17.963	39.447	1:57.410	91.03	1.433	12:34:41.917
3 -	1:17.461	38.953	1:56.414	91.81	0.437	12:36:38.331
4 -	1:17.420	38.834	1:56.254	91.93	0.277	12:38:34.585
5 -	1:17.939	39.092	1:57.031	91.32	1.054	12:40:31.616
6 -	1:17.516	38.682	1:56.198	91.98	0.221	12:42:27.814
7 -	1:17.369	***38.675***	1:56.044 **(2)**	92.10	0.067	12:44:23.858
8 -	1:17.385	39.539	1:56.924	91.41	0.947	12:46:20.782
9 -	***1:17.258***	38.719	***1:55.977*** **(1)**	***92.15***		***12:48:16.759***
10 -	1:17.275	38.893	1:56.168 **(3)**	92.00	0.191	12:50:12.927

P3 76 Anthony JOHNSON — Triumph DAYTONA 675 - Sussex Independent Financial Advise

IDEAL LAP TIME : 1:55.973 BEST LAP TIME : 1:56.158 DIFFERENCE : 0.185

LAP	SECTOR 1	SECTOR 2	LAP TIME	MPH	DIFF	TIME OF DAY
1 -		39.048	2:02.931	86.94	6.773	12:32:45.668
2 -	1:18.208	38.845	1:57.053	91.30	0.895	12:34:42.721
3 -	1:17.543	***38.615***	***1:56.158*** **(1)**	***92.01***		***12:36:38.879***
4 -	1:17.794	38.744	1:56.538 **(2)**	91.71	0.380	12:38:35.417
5 -	***1:17.358***	39.381	1:56.739	91.55	0.581	12:40:32.156
6 -	1:17.740	38.886	1:56.626 **(3)**	91.64	0.468	12:42:28.782
7 -	1:18.039	39.092	1:57.131	91.24	0.973	12:44:25.913
8 -	1:18.529	39.242	1:57.771	90.75	1.613	12:46:23.684
9 -	1:18.171	39.139	1:57.310	91.10	1.152	12:48:20.994
10 -	1:18.848	39.880	1:58.728	90.02	2.570	12:50:19.722

P4 96 C William HOWARTH — Yamaha R6 -

IDEAL LAP TIME : 1:58.806 BEST LAP TIME : 1:58.923 DIFFERENCE : 0.117

LAP	SECTOR 1	SECTOR 2	LAP TIME	MPH	DIFF	TIME OF DAY
1 -		40.009	2:04.061	86.15	5.138	12:32:46.798
2 -	1:19.344	40.306	1:59.650	89.32	0.727	12:34:46.448
3 -	1:19.426	***39.621***	1:59.047 **(2)**	89.78	0.124	12:36:45.495
4 -	1:19.232	40.317	1:59.549 **(3)**	89.40	0.626	12:38:45.044
5 -	***1:19.185***	39.738	***1:58.923*** **(1)**	***89.87***		***12:40:43.967***
6 -	1:19.831	39.719	1:59.550	89.40	0.627	12:42:43.517
7 -	1:19.931	39.928	1:59.859	89.17	0.936	12:44:43.376
8 -	1:19.766	40.016	1:59.782	89.22	0.859	12:46:43.158
9 -	1:20.097	39.966	2:00.063	89.02	1.140	12:48:43.221
10 -	1:20.030	40.050	2:00.080	89.00	1.157	12:50:43.301

BMCRC - MRO Championships - Rnd 5 @ Snetterton 300

Helmet City MRO Supersport 600 inc Clubman 600

RACE 4 - SECTOR ANALYSIS

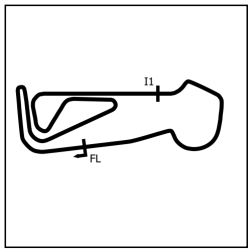

SECTOR 1 = FL to I1, SECTOR 2 = I1 to FL, DIFF = Difference To Personal Best Lap, P = Crossed Finish Line in Pit Lane, D = Time Disallowed

P5 48 Rhys FORREST — Kawasaki 600 - Mark Disley Restoration & Building Ltd

IDEAL LAP TIME : 1:58.951 BEST LAP TIME : 1:59.102 DIFFERENCE : 0.151

LAP	SECTOR 1	SECTOR 2	LAP TIME	MPH	DIFF	TIME OF DAY
1 -		39.618	2:04.472	85.86	5.370	12:32:47.209
2 -	1:19.450	39.900	1:59.350 (2)	89.55	0.248	12:34:46.559
3 -	***1:19.419***	39.683	***1:59.102*** (1)	***89.73***		***12:36:45.661***
4 -	1:20.265	39.820	2:00.085	89.00	0.983	12:38:45.746
5 -	1:19.852	***39.532***	1:59.384 (3)	89.52	0.282	12:40:45.130
6 -	1:20.354	39.742	2:00.096	88.99	0.994	12:42:45.226
7 -	1:20.118	39.636	1:59.754	89.25	0.652	12:44:44.980
8 -	1:20.588	39.857	2:00.445	88.73	1.343	12:46:45.425
9 -	1:20.118	39.692	1:59.810	89.20	0.708	12:48:45.235
10 -	1:20.027	39.836	1:59.863	89.16	0.761	12:50:45.098

P6 35 Kai DICKINSON — Yamaha R6 - Dad

IDEAL LAP TIME : 1:57.693 BEST LAP TIME : 1:58.127 DIFFERENCE : 0.434

LAP	SECTOR 1	SECTOR 2	LAP TIME	MPH	DIFF	TIME OF DAY
1 -		39.878	2:06.272	84.64	8.145	12:32:49.009
2 -	***1:18.438***	39.689	***1:58.127*** (1)	***90.47***		***12:34:47.136***
3 -	1:19.053	39.632	1:58.685 (3)	90.05	0.558	12:36:45.821
4 -	1:20.142	40.601	2:00.743	88.51	2.616	12:38:46.564
5 -	1:18.942	***39.255***	1:58.197 (2)	90.42	0.070	12:40:44.761
6 -	1:19.440	39.934	1:59.374	89.53	1.247	12:42:44.135
7 -	1:20.540	40.433	2:00.973	88.35	2.846	12:44:45.108
8 -	1:20.120	40.391	2:00.511	88.68	2.384	12:46:45.619
9 -	1:20.311	39.588	1:59.899	89.14	1.772	12:48:45.518
10 -	1:19.743	40.258	2:00.001	89.06	1.874	12:50:45.519

P7 23 Harry HINCHCLIFFE — Kawasaki ZX636 -

IDEAL LAP TIME : 1:59.749 BEST LAP TIME : 1:59.749 DIFFERENCE : 0.000

LAP	SECTOR 1	SECTOR 2	LAP TIME	MPH	DIFF	TIME OF DAY
1 -		39.838	2:07.108	84.08	7.359	12:32:49.845
2 -	***1:20.151***	***39.598***	***1:59.749*** (1)	***89.25***		***12:34:49.594***
3 -	1:21.047	39.870	2:00.917	88.39	1.168	12:36:50.511
4 -	1:20.603	39.817	2:00.420	88.75	0.671	12:38:50.931
5 -	1:20.346	39.875	2:00.221 (2)	88.90	0.472	12:40:51.152
6 -	1:20.428	39.922	2:00.350 (3)	88.80	0.601	12:42:51.502
7 -	1:21.230	40.140	2:01.370	88.06	1.621	12:44:52.872
8 -	1:20.640	39.947	2:00.587	88.63	0.838	12:46:53.459
9 -	1:20.473	40.334	2:00.807	88.47	1.058	12:48:54.266
10 -	1:20.169	40.482	2:00.651	88.58	0.902	12:50:54.917

P8 71 C James MAY — Triumph 765 EVO - Jm Racing

IDEAL LAP TIME : 1:59.788 BEST LAP TIME : 2:00.207 DIFFERENCE : 0.419

LAP	SECTOR 1	SECTOR 2	LAP TIME	MPH	DIFF	TIME OF DAY
1 -		40.526	2:06.181	84.70	5.974	12:32:48.918
2 -	1:20.570	***39.855***	2:00.425 (3)	88.75	0.218	12:34:49.343
3 -	1:19.948	40.259	***2:00.207*** (1)	***88.91***		***12:36:49.550***
4 -	1:20.301	40.221	2:00.522	88.68	0.315	12:38:50.072
5 -	***1:19.933***	40.366	2:00.299 (2)	88.84	0.092	12:40:50.371
6 -	1:20.118	40.838	2:00.956	88.36	0.749	12:42:51.327
7 -	1:20.399	40.348	2:00.747	88.51	0.540	12:44:52.074
8 -	1:20.619	40.366	2:00.985	88.34	0.778	12:46:53.059
9 -	1:20.658	40.500	2:01.158	88.21	0.951	12:48:54.217
10 -	1:23.431	42.232	2:05.663	85.05	5.456	12:50:59.880

BMCRC - MRO Championships - Rnd 5 @ Snetterton 300

Helmet City MRO Supersport 600 inc Clubman 600

RACE 4 - SECTOR ANALYSIS

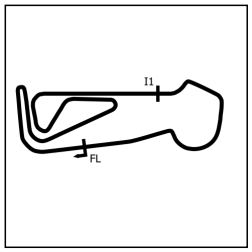

SECTOR 1 = FL to I1, SECTOR 2 = I1 to FL, DIFF = Difference To Personal Best Lap, P = Crossed Finish Line in Pit Lane, D = Time Disallowed

P9 19 Tyler DONOVAN Yamaha R6 - TMT Racing

IDEAL LAP TIME : 2:01.195 BEST LAP TIME : 2:01.405 DIFFERENCE : 0.210

LAP	SECTOR 1	SECTOR 2	LAP TIME		MPH	DIFF	TIME OF DAY
1 -		40.881	2:09.194		82.72	7.789	12:32:51.931
2 -	1:21.113	***40.542***	2:01.655	**(3)**	87.85	0.250	12:34:53.586
3 -	1:21.022	40.845	2:01.867		87.70	0.462	12:36:55.453
4 -	1:21.038	40.645	2:01.683		87.83	0.278	12:38:57.136
5 -	1:20.792	40.624	2:01.416	**(2)**	88.02	0.011	12:40:58.552
6 -	***1:20.653***	40.752	***2:01.405***	**(1)**	***88.03***		***12:42:59.957***
7 -	1:21.661	40.946	2:02.607		87.17	1.202	12:45:02.564
8 -	1:21.347	40.700	2:02.047		87.57	0.642	12:47:04.611
9 -	1:21.338	40.701	2:02.039		87.57	0.634	12:49:06.650
10 -	1:21.501	41.202	2:02.703		87.10	1.298	12:51:09.353

P10 14 Jack MUIR -

IDEAL LAP TIME : 2:01.375 BEST LAP TIME : 2:01.486 DIFFERENCE : 0.111

LAP	SECTOR 1	SECTOR 2	LAP TIME		MPH	DIFF	TIME OF DAY
1 -		41.599	2:09.633		82.44	8.147	12:32:52.370
2 -	1:22.165	42.416	2:04.581		85.79	3.095	12:34:56.951
3 -	1:22.951	41.136	2:04.087		86.13	2.601	12:37:01.038
4 -	1:22.428	41.115	2:03.543		86.51	2.057	12:39:04.581
5 -	1:22.186	40.893	2:03.079		86.83	1.593	12:41:07.660
6 -	1:22.311	41.211	2:03.522		86.52	2.036	12:43:11.182
7 -	1:21.807	40.997	2:02.804	**(3)**	87.03	1.318	12:45:13.986
8 -	1:21.847	41.019	2:02.866		86.98	1.380	12:47:16.852
9 -	1:21.526	***40.516***	2:02.042	**(2)**	87.57	0.556	12:49:18.894
10 -	***1:20.859***	40.627	***2:01.486***	**(1)**	***87.97***		***12:51:20.380***

P11 187 Andrew GILL Kawasaki ZX636 -

IDEAL LAP TIME : 2:02.205 BEST LAP TIME : 2:02.568 DIFFERENCE : 0.363

LAP	SECTOR 1	SECTOR 2	LAP TIME		MPH	DIFF	TIME OF DAY
1 -		41.535	2:10.305		82.02	7.737	12:32:53.042
2 -	1:22.149	41.346	2:03.495		86.54	0.927	12:34:56.537
3 -	1:21.796	41.214	2:03.010		86.88	0.442	12:36:59.547
4 -	1:21.838	41.152	2:02.990	**(3)**	86.90	0.422	12:39:02.537
5 -	1:22.113	41.314	2:03.427		86.59	0.859	12:41:05.964
6 -	1:21.986	41.886	2:03.872		86.28	1.304	12:43:09.836
7 -	1:22.212	41.621	2:03.833		86.31	1.265	12:45:13.669
8 -	1:21.679	41.322	2:03.001		86.89	0.433	12:47:16.670
9 -	1:21.700	***40.942***	2:02.642	**(2)**	87.14	0.074	12:49:19.312
10 -	***1:21.263***	41.305	***2:02.568***	**(1)**	***87.20***		***12:51:21.880***

P12 115 C Brian MAHER Yamaha R6 - Spraytech /Espresso Solutions

IDEAL LAP TIME : 2:02.743 BEST LAP TIME : 2:02.743 DIFFERENCE : 0.000

LAP	SECTOR 1	SECTOR 2	LAP TIME		MPH	DIFF	TIME OF DAY
1 -		41.569	2:11.471		81.29	8.728	12:32:54.208
2 -	1:22.448	41.183	2:03.631	**(3)**	86.45	0.888	12:34:57.839
3 -	1:23.085	41.389	2:04.474		85.86	1.731	12:37:02.313
4 -	***1:21.927***	***40.816***	***2:02.743***	**(1)**	***87.07***		***12:39:05.056***
5 -	1:22.247	40.886	2:03.133	**(2)**	86.80	0.390	12:41:08.189
6 -	1:22.495	42.336	2:04.831		85.62	2.088	12:43:13.020
7 -	1:23.549	42.459	2:06.008		84.82	3.265	12:45:19.028
8 -	1:24.009	41.915	2:05.924		84.87	3.181	12:47:24.952
9 -	1:24.052	41.900	2:05.952		84.85	3.209	12:49:30.904
10 -	1:23.778	42.615	2:06.393		84.56	3.650	12:51:37.297

BMCRC - MRO Championships - Rnd 5 @ Snetterton 300

Helmet City MRO Supersport 600 inc Clubman 600

RACE 4 - SECTOR ANALYSIS

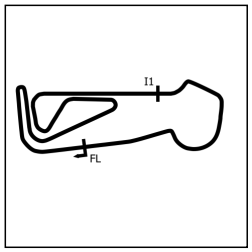

SECTOR 1 = FL to I1, SECTOR 2 = I1 to FL, DIFF = Difference To Personal Best Lap, P = Crossed Finish Line in Pit Lane, D = Time Disallowed

P13 59 Jack ANDREWS — Triumph STREET TRIPLE 765 RS - B1 Barbers and power tool

IDEAL LAP TIME : 2:04.301 BEST LAP TIME : 2:04.301 DIFFERENCE : 0.000

LAP	SECTOR 1	SECTOR 2	LAP TIME		MPH	DIFF	TIME OF DAY
1 -		41.542	2:11.834		81.07	7.533	12:32:54.571
2 -	1:23.703	41.860	2:05.563		85.12	1.262	12:35:00.134
3 -	1:23.538	41.784	2:05.322		85.28	1.021	12:37:05.456
4 -	1:24.869	41.491	2:06.360		84.58	2.059	12:39:11.816
5 -	1:23.334	41.384	2:04.718	(3)	85.69	0.417	12:41:16.534
6 -	1:24.197	42.146	2:06.343		84.59	2.042	12:43:22.877
7 -	1:24.062	41.739	2:05.801		84.96	1.500	12:45:28.678
8 -	1:22.961	41.630	2:04.591	(2)	85.78	0.290	12:47:33.269
9 -	1:23.211	42.061	2:05.272		85.31	0.971	12:49:38.541
10 -	***1:22.947***	***41.354***	***2:04.301***	**(1)**	***85.98***		***12:51:42.842***

P14 74 C Tom VAUGHAN — Yamaha R6 - Stockbridge Trading Ltd,Lamonde Automation

IDEAL LAP TIME : 2:04.094 BEST LAP TIME : 2:04.325 DIFFERENCE : 0.231

LAP	SECTOR 1	SECTOR 2	LAP TIME		MPH	DIFF	TIME OF DAY
1 -		***41.194***	2:10.578		81.85	6.253	12:32:53.315
2 -	***1:22.900***	41.425	***2:04.325***	**(1)**	***85.96***		***12:34:57.640***
3 -	1:23.091	41.535	2:04.626	(3)	85.76	0.301	12:37:02.266
4 -	1:23.192	41.210	2:04.402	(2)	85.91	0.077	12:39:06.668
5 -	1:23.821	42.233	2:06.054		84.78	1.729	12:41:12.722
6 -	1:24.211	43.343	2:07.554		83.79	3.229	12:43:20.276
7 -	1:24.160	42.253	2:06.413		84.54	2.088	12:45:26.689
8 -	1:23.511	41.975	2:05.486		85.17	1.161	12:47:32.175
9 -	1:23.500	41.779	2:05.279		85.31	0.954	12:49:37.454
10 -	1:23.196	42.524	2:05.720		85.01	1.395	12:51:43.174

P15 79 Thomas GARNER — Yamaha R6 -

IDEAL LAP TIME : 2:05.016 BEST LAP TIME : 2:05.102 DIFFERENCE : 0.086

LAP	SECTOR 1	SECTOR 2	LAP TIME		MPH	DIFF	TIME OF DAY
1 -		42.242	2:13.781		79.89	8.679	12:32:56.518
2 -	1:23.866	43.001	2:06.867		84.24	1.765	12:35:03.385
3 -	1:24.708	42.547	2:07.255		83.98	2.153	12:37:10.640
4 -	1:25.481	43.165	2:08.646		83.08	3.544	12:39:19.286
5 -	1:25.204	42.612	2:07.816		83.62	2.714	12:41:27.102
6 -	1:23.329	42.549	2:05.878		84.90	0.776	12:43:32.980
7 -	1:24.549	43.074	2:07.623		83.74	2.521	12:45:40.603
8 -	***1:22.946***	42.156	***2:05.102***	**(1)**	***85.43***		***12:47:45.705***
9 -	1:23.001	42.102	2:05.103	(2)	85.43	0.001	12:49:50.808
10 -	1:23.175	***42.070***	2:05.245	(3)	85.33	0.143	12:51:56.053

P16 46 C Matthew FINCH — Triumph DAYTONA 675 - Greenways Gardening

IDEAL LAP TIME : 2:05.279 BEST LAP TIME : 2:05.633 DIFFERENCE : 0.354

LAP	SECTOR 1	SECTOR 2	LAP TIME		MPH	DIFF	TIME OF DAY
1 -		42.111	2:12.854		80.44	7.221	12:32:55.591
2 -	1:23.962	42.877	2:06.839		84.26	1.206	12:35:02.430
3 -	1:24.614	43.546	2:08.160		83.39	2.527	12:37:10.590
4 -	1:25.320	43.024	2:08.344		83.27	2.711	12:39:18.934
5 -	1:25.534	43.059	2:08.593		83.11	2.960	12:41:27.527
6 -	1:23.585	42.374	2:05.959	(3)	84.85	0.326	12:43:33.486
7 -	1:23.934	42.601	2:06.535		84.46	0.902	12:45:40.021
8 -	1:23.940	***42.034***	2:05.974		84.84	0.341	12:47:45.995
9 -	1:23.397	42.337	2:05.734	(2)	85.00	0.101	12:49:51.729
10 -	***1:23.245***	42.388	***2:05.633***	**(1)**	***85.07***		***12:51:57.362***

BMCRC - MRO Championships - Rnd 5 @ Snetterton 300

Helmet City MRO Supersport 600 inc Clubman 600

RACE 4 - SECTOR ANALYSIS

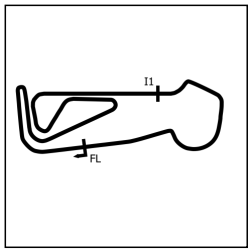

SECTOR 1 = FL to I1, SECTOR 2 = I1 to FL, DIFF = Difference To Personal Best Lap, P = Crossed Finish Line in Pit Lane, D = Time Disallowed

P17 117 C Ben JENNISON Triumph DAYTONA 675 -

IDEAL LAP TIME : 2:04.957 BEST LAP TIME : 2:04.957 DIFFERENCE : 0.000

LAP	SECTOR 1	SECTOR 2	LAP TIME		MPH	DIFF	TIME OF DAY
1 -		43.516	2:17.104		77.95	12.147	12:32:59.841
2 -	1:24.655	43.012	2:07.667		83.71	2.710	12:35:07.508
3 -	1:24.513	42.532	2:07.045		84.12	2.088	12:37:14.553
4 -	1:24.209	42.555	2:06.764		84.31	1.807	12:39:21.317
5 -	1:23.893	42.801	2:06.694		84.36	1.737	12:41:28.011
6 -	1:23.703	42.671	2:06.374		84.57	1.417	12:43:34.385
7 -	1:23.792	42.842	2:06.634		84.40	1.677	12:45:41.019
8 -	1:24.121	42.189	2:06.310	(3)	84.61	1.353	12:47:47.329
9 -	***1:22.790***	***42.167***	***2:04.957***	**(1)**	***85.53***		***12:49:52.286***
10 -	1:23.291	42.184	2:05.475	(2)	85.18	0.518	12:51:57.761

P18 84 C George HIGGINS Yamaha R6 - Aztec Racing

IDEAL LAP TIME : 2:10.053 BEST LAP TIME : 2:10.257 DIFFERENCE : 0.204

LAP	SECTOR 1	SECTOR 2	LAP TIME		MPH	DIFF	TIME OF DAY
1 -		43.908	2:18.649		77.08	8.392	12:33:01.386
2 -	1:26.762	43.701	2:10.463	(3)	81.92	0.206	12:35:11.849
3 -	1:26.667	***43.590***	***2:10.257***	**(1)**	***82.05***		***12:37:22.106***
4 -	1:27.016	44.198	2:11.214		81.45	0.957	12:39:33.320
5 -	***1:26.463***	43.932	2:10.395	(2)	81.96	0.138	12:41:43.715
6 -	1:26.749	44.001	2:10.750		81.74	0.493	12:43:54.465
7 -	1:27.709	43.745	2:11.454		81.30	1.197	12:46:05.919
8 -	1:26.751	43.777	2:10.528		81.88	0.271	12:48:16.447
9 -	1:26.755	43.712	2:10.467		81.92	0.210	12:50:26.914

P19 41 C Tony PEACE Yamaha R6 - Green Boilers and Heating

IDEAL LAP TIME : 2:11.582 BEST LAP TIME : 2:11.932 DIFFERENCE : 0.350

LAP	SECTOR 1	SECTOR 2	LAP TIME		MPH	DIFF	TIME OF DAY
1 -		***44.168***	2:19.935		76.37	8.003	12:33:02.672
2 -	***1:27.414***	44.518	***2:11.932***	**(1)**	***81.01***		***12:35:14.604***
3 -	1:27.701	45.035	2:12.736	(2)	80.52	0.804	12:37:27.340
4 -	1:28.350	45.032	2:13.382	(3)	80.13	1.450	12:39:40.722
5 -	1:29.403	45.331	2:14.734		79.32	2.802	12:41:55.456
6 -	1:29.551	45.394	2:14.945		79.20	3.013	12:44:10.401
7 -	1:29.445	45.923	2:15.368		78.95	3.436	12:46:25.769
8 -	1:29.673	45.272	2:14.945		79.20	3.013	12:48:40.714
9 -	1:29.793	46.375	2:16.168		78.49	4.236	12:50:56.882

P20 761 Charlie HUNTINGFORD Yamaha R6 - Holmes Plant Mototechniks Racing

IDEAL LAP TIME : 1:57.370 BEST LAP TIME : 1:57.491 DIFFERENCE : 0.121

LAP	SECTOR 1	SECTOR 2	LAP TIME		MPH	DIFF	TIME OF DAY
1 -		39.306	2:04.870		85.59	7.379	12:32:47.607
2 -	1:18.473	39.328	1:57.801		90.72	0.310	12:34:45.408
3 -	1:18.362	39.198	1:57.560	(2)	90.91	0.069	12:36:42.968
4 -	1:18.389	39.348	1:57.737		90.77	0.246	12:38:40.705
5 -	1:18.538	41.489	2:00.027		89.04	2.536	12:40:40.732
6 -	1:18.732	***39.096***	1:57.828		90.70	0.337	12:42:38.560
7 -	***1:18.274***	39.217	***1:57.491***	**(1)**	***90.96***		***12:44:36.051***
8 -	1:18.549	39.170	1:57.719	(3)	90.79	0.228	12:46:33.770
9 -	1:18.617	39.327	1:57.944		90.61	0.453	12:48:31.714

Weather / Track : Bright / Dry

Snetterton 300: 2.9689 miles
Date: 27/06/2026 Start: 12:30 Finish: 12:50

BMCRC - MRO Championships - Rnd 5 @ Snetterton 300

Helmet City MRO Supersport 600 inc Clubman 600

RACE 4 - SECTOR ANALYSIS

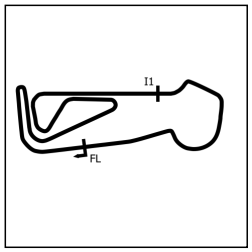

SECTOR 1 = FL to I1, SECTOR 2 = I1 to FL, DIFF = Difference To Personal Best Lap, P = Crossed Finish Line in Pit Lane, D = Time Disallowed

P21 **131** **C** **Nicholas KINGSTONE** Yamaha R6 -

IDEAL LAP TIME : 2:06.256 BEST LAP TIME : 2:06.352 DIFFERENCE : 0.096

LAP	SECTOR 1	SECTOR 2	LAP TIME	MPH	DIFF	TIME OF DAY
1 -		43.776	2:17.039	77.99	10.687	12:32:59.776
2 -	1:26.402	43.630	2:10.032	82.19	3.680	12:35:09.808
3 -	1:25.230	43.152	2:08.382	83.25	2.030	12:37:18.190
4 -	1:24.269	42.869	2:07.138 **(2)**	84.06	0.786	12:39:25.328
5 -	1:24.823	***42.499***	2:07.322 **(3)**	83.94	0.970	12:41:32.650
6 -	***1:23.757***	42.595	***2:06.352*** **(1)**	***84.58***		***12:43:39.002***

P22 **56** **Michael MILLS** Yamaha R6 -

IDEAL LAP TIME : 1:58.486 BEST LAP TIME : 1:58.546 DIFFERENCE : 0.060

LAP	SECTOR 1	SECTOR 2	LAP TIME	MPH	DIFF	TIME OF DAY
1 -		40.106	2:05.201	85.36	6.655	12:32:47.938
2 -	1:18.996	39.954	1:58.950 **(2)**	89.85	0.404	12:34:46.888
3 -	1:19.440	***39.708***	1:59.148 **(3)**	89.70	0.602	12:36:46.036
4 -	1:19.266	40.272	1:59.538	89.41	0.992	12:38:45.574
5 -	***1:18.778***	39.768	***1:58.546*** **(1)**	***90.15***		***12:40:44.120***
6 -	1:26.348					

P23 **167** **Kyle JENKINS** Triumph 765 - RJS Superbike, Mclen & Co

IDEAL LAP TIME : 1:56.873 BEST LAP TIME : 1:56.873 DIFFERENCE : 0.000

LAP	SECTOR 1	SECTOR 2	LAP TIME	MPH	DIFF	TIME OF DAY
1 -		39.552	2:05.098	85.43	8.225	12:32:47.835
2 -	1:18.665	39.919	1:58.584 **(2)**	90.13	1.711	12:34:46.419
3 -	***1:18.132***	***38.741***	***1:56.873*** **(1)**	***91.45***		***12:36:43.292***
4 -	1:18.513					

BMCRC - MRO Championships - Rnd 5 @ Snetterton 300

Helmet City MRO Supersport 600 inc Clubman 600

RACE 4 - BEST SECTORS

	SECTOR 1		SECTOR 2	
POS	NO	TIME	NO	TIME
1	**134**	**1:17.063**	**134**	**38.569**
2	**91**	**1:17.258**	**76**	**38.615**
3	**76**	**1:17.358**	**91**	**38.675**
4	**167**	**1:18.132**	**167**	**38.741**
5	**761**	**1:18.274**	**761**	**39.096**
6	**35**	**1:18.438**	**35**	**39.255**
7	**56**	**1:18.778**	**48**	**39.532**
8	**96**	**1:19.185**	**23**	**39.598**
9	**48**	**1:19.419**	**96**	**39.621**
10	**71**	**1:19.933**	**56**	**39.708**
11	**23**	**1:20.151**	**71**	**39.855**
12	**19**	**1:20.653**	**14**	**40.516**
13	**14**	**1:20.859**	**19**	**40.542**
14	**187**	**1:21.263**	**115**	**40.816**
15	**115**	**1:21.927**	**187**	**40.942**
16	**117**	**1:22.790**	**74**	**41.194**
17	**74**	**1:22.900**	**59**	**41.354**
18	**79**	**1:22.946**	**46**	**42.034**
19	**59**	**1:22.947**	**79**	**42.070**
20	**46**	**1:23.245**	**117**	**42.167**
21	**131**	**1:23.757**	**131**	**42.499**
22	**84**	**1:26.463**	**84**	**43.590**
23	**41**	**1:27.414**	**41**	**44.168**

IDEAL / BEST COMPARISON

				IDEAL	BEST	DIFF
			PERFECT LAP	**1:55.632**		
1	**134**	SILVESTER		1:55.632	1:55.726	**0.094**
2	**91**	HIRST		1:55.933	1:55.977	**0.044**
3	**76**	JOHNSON		1:55.973	1:56.158	**0.185**
4	**167**	JENKINS		1:56.873	1:56.873	**0.000**
5	**761**	HUNTINGFORD		1:57.370	1:57.491	**0.121**
6	**35**	DICKINSON		1:57.693	1:58.127	**0.434**
7	**56**	MILLS		1:58.486	1:58.546	**0.060**
8	**96**	HOWARTH		1:58.806	1:58.923	**0.117**
9	**48**	FORREST		1:58.951	1:59.102	**0.151**
10	**23**	HINCHCLIFFE		1:59.749	1:59.749	**0.000**
11	**71**	MAY		1:59.788	2:00.207	**0.419**
12	**19**	DONOVAN		2:01.195	2:01.405	**0.210**
13	**14**	MUIR		2:01.375	2:01.486	**0.111**
14	**187**	GILL		2:02.205	2:02.568	**0.363**
15	**115**	MAHER		2:02.743	2:02.743	**0.000**
16	**74**	VAUGHAN		2:04.094	2:04.325	**0.231**
17	**59**	ANDREWS		2:04.301	2:04.301	**0.000**
18	**117**	JENNISON		2:04.957	2:04.957	**0.000**
19	**79**	GARNER		2:05.016	2:05.102	**0.086**
20	**46**	FINCH		2:05.279	2:05.633	**0.354**
21	**131**	KINGSTONE		2:06.256	2:06.352	**0.096**
22	**84**	HIGGINS		2:10.053	2:10.257	**0.204**
23	**41**	PEACE		2:11.582	2:11.932	**0.350**

Weather / Track : Bright / Dry

Snetterton 300: 2.9689 miles
Date: 27/06/2026 Start: 12:30 Finish: 12:50

Results can be found at www.tsl-timing.com

Printed - 12:55 Saturday, 27 June 2026

BMCRC - MRO Championships - Rnd 5 @ Snetterton 300

Helmet City MRO Supersport 600 inc Clubman 600

RACE 4 - STATISTICS

Competitors Started	23
Planned Start	2026-06-27 @ 12:30:00.000
Actual Start	2026-06-27 @ 12:30:42.736
Finish Time	2026-06-27 @ 12:50:12.501
Track Length	2.9689mi.
Total Laps	211
Total Distance Covered	626.4403mi.

Session Fastest Lap History

NO	CL	NAME	LAP TIME	TIME OF DAY	LAP	VEHICLE
91		**Sam HIRST**	**1:57.410**	12:34:41.917	2	Kawasaki ZX-636
134		**Aaron SILVESTER**	**1:55.726**	12:34:42.396	2	Yamaha R6

Session Leader History

NO	CL	NAME	FROM LAP	LAPS LED	DISTANCE	VEHICLE
91		**Sam HIRST**	1	4	11.87 miles	Kawasaki ZX-636
134		**Aaron SILVESTER**	5	6	17.81 miles	Yamaha R6

Flag History

TYPE	TIME OF DAY
GREEN	12:30:42.736
FINISH	12:50:12.501

Flag Statistics

TYPE	COUNT	TOTAL LAPS	TOTAL TIME
Green	1	10	21:34.260
Red	0	0	0.000
Safety Car	0	0	0.000
FCY	0	0	0.000

BMCRC - MRO Championships - Rnd 5 @ Snetterton 300

Helmet City MRO Supersport 600 inc Clubman 600

RACE 4 - STATISTICS

CLASS : 14 Starters

Fastest Lap History

NO	NAME	LAP TIME	TIME OF DAY	LAP	VEHICLE
91	**Sam HIRST**	**1:57.410**	12:34:41.917	2	Kawasaki ZX-636
134	**Aaron SILVESTER**	**1:55.726**	12:34:42.396	2	Yamaha R6

Leader History

NO	NAME	FROM LAP	LAPS LED	DISTANCE	VEHICLE
91	**Sam HIRST**	1	4	11.87 miles	Kawasaki ZX-636
134	**Aaron SILVESTER**	5	6	17.81 miles	Yamaha R6

BMCRC - MRO Championships - Rnd 5 @ Snetterton 300

Helmet City MRO Supersport 600 inc Clubman 600

RACE 4 - STATISTICS

CLASS : C

9 Starters

Fastest Lap History

NO	NAME	LAP TIME	TIME OF DAY	LAP	VEHICLE
96	**William HOWARTH**	**1:59.650**	12:34:46.448	2	Yamaha R6
96	**William HOWARTH**	**1:59.047**	12:36:45.495	3	Yamaha R6
96	**William HOWARTH**	**1:58.923**	12:40:43.967	5	Yamaha R6

Leader History

NO	NAME	FROM LAP	LAPS LED	DISTANCE	VEHICLE
96	**William HOWARTH**	1	10	29.68 miles	Yamaha R6

BMCRC - MRO Championships - Rnd 5 @ Snetterton 300

Helmet City MRO Supersport 600 inc Clubman 600

RACE 4 - GRID (7 Laps)



These results are provisional until the conclusion of any judicial and technical matters.

Snetterton 300: 2.9689 miles

Clerk Of Course: Caroline Patterson / Tony MacBride	Timekeeper: Craig Smith	

Results can be found at www.tsl-timing.com

Printed - 12:57 Saturday, 27 June 2026

BMCRC - MRO Championships - Rnd 5 @ Snetterton 300

Helmet City MRO Supersport 600 inc Clubman 600

RACE 4 - CLASSIFICATION

Race Distance: 7 Laps / 20.78 miles

POS	NO	CL	PIC	NAME	ENTRY	LAPS	TIME	GAP	DIFF	MPH	BEST	ON	GRD	↑↓
1	134		1	Aaron SILVESTER	Yamaha R6 - A & J Racing	7	13:42.008			91.01	1:55.580	6	1	0
2	761		2	Charlie HUNTINGFORD	Yamaha R6 - Holmes Plant Mototechniks Racing	7	13:42.174	0.166	0.166	90.99	1:56.100	4	5	3
3	76		3	Anthony JOHNSON	Triumph DAYTONA 675 - Sussex Independent Financial Ad	7	13:47.362	5.354	5.188	90.42	1:56.758	3	3	0
4	56		4	Michael MILLS	Yamaha R6 -	7	13:56.095	14.087	8.733	89.48	1:57.810	3	7	3
5	48		5	Rhys FORREST	Kawasaki 600 - Mark Disley Restoration & Building Ltd	7	13:57.446	15.438	1.351	89.33	1:57.798	2	9	4
6	96	C	1	William HOWARTH	Yamaha R6 -	7	14:00.566	18.558	3.120	89.00	1:58.783	4	8	2
7	35		6	Kai DICKINSON	Yamaha R6 - Dad	7	14:00.982	18.974	0.416	88.96	1:58.532	4	6	-1
8	71	C	2	James MAY	Triumph 765 EVO - Jm Racing	7	14:11.792	29.784	10.810	87.83	1:58.993	2	11	3
9	22		7	Darren DOWDS	Ktm 99 RCR - Sublime Dsg Ltd	7	14:14.419	32.411	2.627	87.56	1:59.885	4	25	16
10	14		8	Jack MUIR	-	7	14:18.415	36.407	3.996	87.15	2:01.123	5	13	3
11	19		9	Tyler DONOVAN	Yamaha R6 - TMT Racing	7	14:22.358	40.350	3.943	86.75	2:00.972	2	12	1
12	187		10	Andrew GILL	Kawasaki ZX636 -	7	14:23.858	41.850	1.500	86.60	2:02.373	6	14	2
13	115	C	3	Brian MAHER	Yamaha R6 - Spraytech /Espresso Solutions	7	14:35.606	53.598	11.748	85.44	2:03.623	4	15	2
14	74	C	4	Tom VAUGHAN	Yamaha R6 - Stockbridge Trading Ltd,Lamonde Automation	7	14:40.789	58.781	5.183	84.94	2:04.102	2	17	3
15	117	C	5	Ben JENNISON	Triumph DAYTONA 675 -	7	14:43.384	1:01.376	2.595	84.69	2:03.976	7	18	3
16	59		11	Jack ANDREWS	Triumph STREET TRIPLE 765 RS - B1 Barbers and power t	7	14:52.021	1:10.013	8.637	83.87	2:04.385	3	16	0
17	46	C	6	Matthew FINCH	Triumph DAYTONA 675 - Greenways Gardening	7	15:03.750	1:21.742	11.729	82.78	2:07.120	6	20	3
18	131	C	7	Nicholas KINGSTONE	Yamaha R6 -	7	15:06.902	1:24.894	3.152	82.49	2:07.194	6	21	3
19	79		12	Thomas GARNER	Yamaha R6 -	7	15:16.522	1:34.514	9.620	81.63	2:08.262	2	19	0
20	41	C	8	Tony PEACE	Yamaha R6 - Green Boilers and Heating	7	15:24.860	1:42.852	8.338	80.89	2:10.774	6	23	3
21	84	C	9	George HIGGINS	Yamaha R6 - Aztec Racing	7	15:31.582	1:49.574	6.722	80.31	2:10.349	2	22	1
					NOT CLASSIFIED									
DNF	91			Sam HIRST	Kawasaki ZX-636 - Team Valley Racing	6	11:42.870	1 Lap	1 Lap	91.23	1:55.946	5	2	

FASTEST LAP

134	Aaron SILVESTER	Yamaha R6 - A & J Racing	6	1:55.580	92.47 mph	148.82 kph
96 C	William HOWARTH	Yamaha R6 -	4	1:58.783	89.97 mph	144.80 kph

Class - 92.5% of Race Speed = 84.18 mph
Class C - 92.5% of Race Speed = 82.32 mph

Weather / Track : Sunny / Dry
These results are provisional until the conclusion of any judicial and technical matters.

Date: 28/06/2026 Start: 10:45 Finish: 10:59
Snetterton 300: 2.9689 miles

Clerk Of Course: Caroline Patterson / Tony MacBride	Timekeeper: Craig Smith	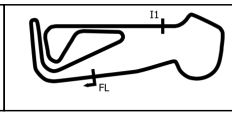

Results can be found at www.tsl-timing.com

Printed - 11:08 Sunday, 28 June 2026

BMCRC - MRO Championships - Rnd 5 @ Snetterton 300

Helmet City MRO Supersport 600 inc Clubman 600

RACE 4 - LAP CHART

LAP 1 @ 10:47:27.156

NO	BEHIND	LAP TIME
76		2:01.520
91	0.480	2:02.000
134	0.596	2:02.116
761	0.695	2:02.215
48	1.315	2:02.835
56	1.807	2:03.327
96	2.978	2:04.498
71	3.848	2:05.368
35	4.214	2:05.734
19	4.884	2:06.404
187	6.512	2:08.032
14	6.608	2:08.128
22	7.617	2:09.137
115	8.597	2:10.117
74	9.012	2:10.532
46	12.503	2:14.023
59	13.093	2:14.613
117	13.160	2:14.680
79	13.814	2:15.334
131	14.597	2:16.117
41	15.345	2:16.865
84	17.343	2:18.863

LAP 2 @ 10:49:24.118

NO	BEHIND	LAP TIME
91		1:56.482
134	0.220	1:56.586
76	0.455	1:57.417
761	1.031	1:57.298
48	2.151	1:57.798
56	2.692	1:57.847
96	5.414	1:59.398
71	5.879	1:58.993
35	6.055	1:58.803
19	8.894	2:00.972
14	11.753	2:02.107
22	11.820	2:01.165
187	12.772	2:03.222
115	15.570	2:03.935
74	16.152	2:04.102
59	22.227	2:06.096
117	22.288	2:06.090
79	25.114	2:08.262
131	25.993	2:08.358
46	26.464	2:10.923
41	29.726	2:11.343
84	30.730	2:10.349

LAP 3 @ 10:51:20.115

NO	BEHIND	LAP TIME
91		1:55.997
134	0.251	1:56.028
761	1.178	1:56.144
76	1.216	1:56.758
56	4.505	1:57.810
48	4.700	1:58.546
96	8.506	1:59.089
71	9.242	1:59.360
35	9.505	1:59.447
19	14.959	2:02.062
14	17.803	2:02.047
22	18.070	2:02.247
187	19.263	2:02.488
115	23.543	2:03.970
74	25.013	2:04.858
59	30.615	2:04.385
117	31.490	2:05.199
131	38.618	2:08.622
46	38.739	2:08.272
79	43.425	2:14.308
41	44.529	2:10.800
84	51.060	2:16.327

LAP 4 @ 10:53:16.487

NO	BEHIND	LAP TIME
134		1:56.121
91	0.044	1:56.416
761	0.906	1:56.100
76	2.554	1:57.710
56	7.546	1:59.413
48	7.578	1:59.250
96	10.917	1:58.783
35	11.665	1:58.532
71	14.369	2:01.499
19	20.972	2:02.385
22	21.583	1:59.885
14	23.262	2:01.831
187	25.770	2:02.879
115	30.794	2:03.623
74	33.171	2:04.530
59	39.110	2:04.867
117	39.692	2:04.574
46	49.946	2:07.579
131	50.917	2:08.671
79	56.482	2:09.429
41	59.265	2:11.108
84	1:05.407	2:10.719

LAP 5 @ 10:55:12.477

NO	BEHIND	LAP TIME
91		1:55.946
134	0.591	1:56.581
761	1.410	1:56.494
76	3.908	1:57.344
56	10.763	1:59.207
48	11.524	1:59.936
96	14.090	1:59.163
35	14.564	1:58.889
71	19.283	2:00.904
19	26.125	2:01.143
22	26.608	2:01.015
14	28.395	2:01.123
187	32.175	2:02.395
115	38.710	2:03.906
74	41.996	2:04.815
117	48.181	2:04.479
59	49.683	2:06.563
46	1:01.642	2:07.686
131	1:03.808	2:08.881
79	1:10.471	2:09.979
41	1:14.553	2:11.278
84	1:20.969	2:11.552

LAP 6 @ 10:57:08.506

NO	BEHIND	LAP TIME
91		1:56.029
134	0.142	1:55.580
761	1.745	1:56.364
76	4.899	1:57.020
56	14.127	1:59.393
48	14.484	1:58.989
96	17.743	1:59.682
35	17.890	1:59.355
71	24.780	2:01.526
22	31.177	2:00.598
14	33.948	2:01.582
19	36.979	2:06.883
187	38.519	2:02.373
115	48.004	2:05.323
74	51.861	2:05.894
117	56.538	2:04.386
59	58.955	2:05.301
46	1:12.733	2:07.120
131	1:14.973	2:07.194
79	1:23.270	2:08.828
41	1:29.298	2:10.774
84	1:36.660	2:11.720

LAP 7 @ 10:59:07.644

NO	BEHIND	LAP TIME
134		1:58.996
761	0.166	1:57.559
76	5.354	1:59.593
56	14.087	1:59.098
48	15.438	2:00.092
96	18.558	1:59.953
35	18.974	2:00.222
71	29.784	2:04.142
22	32.411	2:00.372
14	36.407	2:01.597
19	40.350	2:02.509
187	41.850	2:02.469
115	53.598	2:04.732
74	58.781	2:06.058
117	1:01.376	2:03.976
59	1:10.013	2:10.196
46	1:21.742	2:08.147
131	1:24.894	2:09.059
79	1:34.514	2:10.382
41	1:42.852	2:12.692
84	1:49.574	2:12.052

Weather / Track : Sunny / Dry

Snetterton 300: 2.9689 miles
Date: 28/06/2026 Start: 10:45 Finish: 10:59

Results can be found at www.tsl-timing.com

Printed - 11:07 Sunday, 28 June 2026

BMCRC - MRO Championships - Rnd 5 @ Snetterton 300

Helmet City MRO Supersport 600 inc Clubman 600

RACE 4 - POSITION CHART

No	Name	Lap Pos	1	2	3	4	5	6	7
134	SILVESTER	1	76	91	91	134	91	91	134
91	HIRST	2	91	134	134	91	134	134	761
76	JOHNSON	3	134	76	761	761	761	761	76
761	HUNTINGFORD	4	761	761	76	76	76	76	56
35	DICKINSON	5	48	48	56	56	56	56	48
56	MILLS	6	56	56	48	48	48	48	96
96	HOWARTH	7	96	96	96	96	96	96	35
48	FORREST	8	71	71	71	35	35	35	71
71	MAY	9	35	35	35	71	71	71	22
19	DONOVAN	10	19	19	19	19	19	22	14
14	MUIR	11	187	14	14	22	22	14	19
187	GILL	12	14	22	22	14	14	19	187
115	MAHER	13	22	187	187	187	187	187	115
59	ANDREWS	14	115	115	115	115	115	115	74
74	VAUGHAN	15	74	74	74	74	74	74	117
117	JENNISON	16	46	59	59	59	117	117	59
79	GARNER	17	59	117	117	117	59	59	46
46	FINCH	18	117	79	131	46	46	46	131
131	KINGSTONE	19	79	131	46	131	131	131	79
84	HIGGINS	20	131	46	79	79	79	79	41
41	PEACE	21	41	41	41	41	41	41	84
22	DOWDS	22	84	84	84	84	84	84	

Weather / Track : Sunny / Dry

Snetterton 300: 2.9689 miles
Date: 28/06/2026 Start: 10:45 Finish: 10:59

Results can be found at www.tsl-timing.com

Printed - 11:07 Sunday, 28 June 2026

BMCRC - MRO Championships - Rnd 5 @ Snetterton 300

Helmet City MRO Supersport 600 inc Clubman 600

RACE 4 - SECTOR ANALYSIS

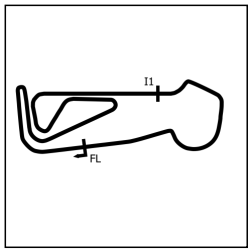

SECTOR 1 = FL to I1, SECTOR 2 = I1 to FL, DIFF = Difference To Personal Best Lap, P = Crossed Finish Line in Pit Lane, D = Time Disallowed

P1 134 Aaron SILVESTER — Yamaha R6 - A & J Racing

IDEAL LAP TIME : 1:55.461 BEST LAP TIME : 1:55.580 DIFFERENCE : 0.119

LAP	SECTOR 1	SECTOR 2	LAP TIME		MPH	DIFF	TIME OF DAY
1 -		39.335	2:02.116		87.52	6.536	10:47:27.752
2 -	1:17.536	39.050	1:56.586		91.67	1.006	10:49:24.338
3 -	1:17.070	38.958	1:56.028	(2)	92.11	0.448	10:51:20.366
4 -	***1:16.866***	39.255	1:56.121	(3)	92.04	0.541	10:53:16.487
5 -	1:17.922	38.659	1:56.581		91.67	1.001	10:55:13.068
6 -	1:16.985	***38.595***	***1:55.580***	**(1)**	***92.47***		***10:57:08.648***
7 -	1:17.292	41.704	1:58.996		89.81	3.416	10:59:07.644

P2 761 Charlie HUNTINGFORD — Yamaha R6 - Holmes Plant Mototechniks Racing

IDEAL LAP TIME : 1:55.884 BEST LAP TIME : 1:56.100 DIFFERENCE : 0.216

LAP	SECTOR 1	SECTOR 2	LAP TIME		MPH	DIFF	TIME OF DAY
1 -		39.205	2:02.215		87.45	6.115	10:47:27.851
2 -	1:18.541	***38.757***	1:57.298		91.11	1.198	10:49:25.149
3 -	***1:17.127***	39.017	1:56.144	(2)	92.02	0.044	10:51:21.293
4 -	1:17.291	38.809	***1:56.100***	**(1)**	***92.05***		***10:53:17.393***
5 -	1:17.656	38.838	1:56.494		91.74	0.394	10:55:13.887
6 -	1:17.414	38.950	1:56.364	(3)	91.85	0.264	10:57:10.251
7 -	1:17.484	40.075	1:57.559		90.91	1.459	10:59:07.810

P3 76 Anthony JOHNSON — Triumph DAYTONA 675 - Sussex Independent Financial Advise

IDEAL LAP TIME : 1:56.758 BEST LAP TIME : 1:56.758 DIFFERENCE : 0.000

LAP	SECTOR 1	SECTOR 2	LAP TIME		MPH	DIFF	TIME OF DAY
1 -		39.247	2:01.520		87.95	4.762	10:47:27.156
2 -	1:17.775	39.642	1:57.417		91.02	0.659	10:49:24.573
3 -	***1:17.602***	***39.156***	***1:56.758***	**(1)**	***91.54***		***10:51:21.331***
4 -	1:18.292	39.418	1:57.710		90.80	0.952	10:53:19.041
5 -	1:18.093	39.251	1:57.344	(3)	91.08	0.586	10:55:16.385
6 -	1:17.739	39.281	1:57.020	(2)	91.33	0.262	10:57:13.405
7 -	1:18.837	40.756	1:59.593		89.37	2.835	10:59:12.998

P4 56 Michael MILLS — Yamaha R6 -

IDEAL LAP TIME : 1:57.727 BEST LAP TIME : 1:57.810 DIFFERENCE : 0.083

LAP	SECTOR 1	SECTOR 2	LAP TIME		MPH	DIFF	TIME OF DAY
1 -		39.547	2:03.327		86.66	5.517	10:47:28.963
2 -	***1:18.220***	39.627	1:57.847	(2)	90.69	0.037	10:49:26.810
3 -	1:18.303	***39.507***	***1:57.810***	**(1)**	***90.72***		***10:51:24.620***
4 -	1:19.368	40.045	1:59.413		89.50	1.603	10:53:24.033
5 -	1:19.044	40.163	1:59.207		89.65	1.397	10:55:23.240
6 -	1:19.341	40.052	1:59.393		89.52	1.583	10:57:22.633
7 -	1:18.917	40.181	1:59.098	(3)	89.74	1.288	10:59:21.731

P5 48 Rhys FORREST — Kawasaki 600 - Mark Disley Restoration & Building Ltd

IDEAL LAP TIME : 1:57.695 BEST LAP TIME : 1:57.798 DIFFERENCE : 0.103

LAP	SECTOR 1	SECTOR 2	LAP TIME		MPH	DIFF	TIME OF DAY
1 -		***39.136***	2:02.835		87.01	5.037	10:47:28.471
2 -	***1:18.559***	39.239	***1:57.798***	**(1)**	***90.73***		***10:49:26.269***
3 -	1:18.856	39.690	1:58.546	(2)	90.15	0.748	10:51:24.815
4 -	1:19.223	40.027	1:59.250		89.62	1.452	10:53:24.065
5 -	1:19.264	40.672	1:59.936		89.11	2.138	10:55:24.001
6 -	1:19.652	39.337	1:58.989	(3)	89.82	1.191	10:57:22.990
7 -	1:19.958	40.134	2:00.092		88.99	2.294	10:59:23.082

BMCRC - MRO Championships - Rnd 5 @ Snetterton 300

Helmet City MRO Supersport 600 inc Clubman 600

RACE 4 - SECTOR ANALYSIS

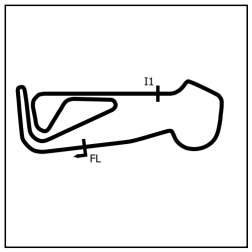

SECTOR 1 = FL to I1, SECTOR 2 = I1 to FL, DIFF = Difference To Personal Best Lap, P = Crossed Finish Line in Pit Lane, D = Time Disallowed

P6 96 C William HOWARTH Yamaha R6 -

IDEAL LAP TIME : 1:58.651 BEST LAP TIME : 1:58.783 DIFFERENCE : 0.132

LAP	SECTOR 1	SECTOR 2	LAP TIME		MPH	DIFF	TIME OF DAY
1 -		39.896	2:04.498		85.84	5.715	10:47:30.134
2 -	1:19.462	39.936	1:59.398		89.51	0.615	10:49:29.532
3 -	1:19.323	***39.766***	1:59.089	**(2)**	89.74	0.306	10:51:28.621
4 -	***1:18.885***	39.898	***1:58.783***	**(1)**	***89.97***		***10:53:27.404***
5 -	1:19.280	39.883	1:59.163	**(3)**	89.69	0.380	10:55:26.567
6 -	1:19.535	40.147	1:59.682		89.30	0.899	10:57:26.249
7 -	1:19.567	40.386	1:59.953		89.10	1.170	10:59:26.202

P7 35 Kai DICKINSON Yamaha R6 - Dad

IDEAL LAP TIME : 1:58.404 BEST LAP TIME : 1:58.532 DIFFERENCE : 0.128

LAP	SECTOR 1	SECTOR 2	LAP TIME		MPH	DIFF	TIME OF DAY
1 -		40.376	2:05.734		85.00	7.202	10:47:31.370
2 -	1:19.143	39.660	1:58.803	**(2)**	89.96	0.271	10:49:30.173
3 -	1:19.370	40.077	1:59.447		89.47	0.915	10:51:29.620
4 -	***1:18.824***	39.708	***1:58.532***	**(1)**	***90.17***		***10:53:28.152***
5 -	1:19.309	***39.580***	1:58.889	**(3)**	89.89	0.357	10:55:27.041
6 -	1:19.475	39.880	1:59.355		89.54	0.823	10:57:26.396
7 -	1:19.432	40.790	2:00.222		88.90	1.690	10:59:26.618

P8 71 C James MAY Triumph 765 EVO - Jm Racing

IDEAL LAP TIME : 1:58.993 BEST LAP TIME : 1:58.993 DIFFERENCE : 0.000

LAP	SECTOR 1	SECTOR 2	LAP TIME		MPH	DIFF	TIME OF DAY
1 -		40.362	2:05.368		85.25	6.375	10:47:31.004
2 -	***1:19.175***	***39.818***	***1:58.993***	**(1)**	***89.82***		***10:49:29.997***
3 -	1:19.287	40.073	1:59.360	**(2)**	89.54	0.367	10:51:29.357
4 -	1:19.724	41.775	2:01.499		87.96	2.506	10:53:30.856
5 -	1:20.430	40.474	2:00.904	**(3)**	88.40	1.911	10:55:31.760
6 -	1:20.848	40.678	2:01.526		87.94	2.533	10:57:33.286
7 -	1:22.262	41.880	2:04.142		86.09	5.149	10:59:37.428

P9 22 Darren DOWDS Ktm 99 RCR - Sublime Dsg Ltd

IDEAL LAP TIME : 1:59.885 BEST LAP TIME : 1:59.885 DIFFERENCE : 0.000

LAP	SECTOR 1	SECTOR 2	LAP TIME		MPH	DIFF	TIME OF DAY
1 -		40.355	2:09.137		82.76	9.252	10:47:34.773
2 -	1:20.459	40.706	2:01.165		88.21	1.280	10:49:35.938
3 -	1:21.293	40.954	2:02.247		87.43	2.362	10:51:38.185
4 -	***1:20.040***	***39.845***	***1:59.885***	**(1)**	***89.15***		***10:53:38.070***
5 -	1:20.350	40.665	2:01.015		88.32	1.130	10:55:39.085
6 -	1:20.525	40.073	2:00.598	**(3)**	88.62	0.713	10:57:39.683
7 -	1:20.160	40.212	2:00.372	**(2)**	88.79	0.487	10:59:40.055

P10 14 Jack MUIR -

IDEAL LAP TIME : 2:01.123 BEST LAP TIME : 2:01.123 DIFFERENCE : 0.000

LAP	SECTOR 1	SECTOR 2	LAP TIME		MPH	DIFF	TIME OF DAY
1 -		41.078	2:08.128		83.41	7.005	10:47:33.764
2 -	1:21.304	40.803	2:02.107		87.53	0.984	10:49:35.871
3 -	1:21.024	41.023	2:02.047		87.57	0.924	10:51:37.918
4 -	1:21.257	40.574	2:01.831		87.72	0.708	10:53:39.749
5 -	***1:20.676***	***40.447***	***2:01.123***	**(1)**	***88.24***		***10:55:40.872***
6 -	1:21.050	40.532	2:01.582	**(2)**	87.90	0.459	10:57:42.454
7 -	1:20.930	40.667	2:01.597	**(3)**	87.89	0.474	10:59:44.051

BMCRC - MRO Championships - Rnd 5 @ Snetterton 300

Helmet City MRO Supersport 600 inc Clubman 600

RACE 4 - SECTOR ANALYSIS

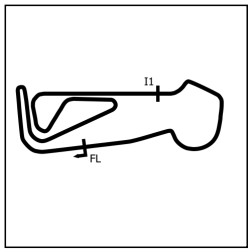

SECTOR 1 = FL to I1, SECTOR 2 = I1 to FL, DIFF = Difference To Personal Best Lap, P = Crossed Finish Line in Pit Lane, D = Time Disallowed

P11 19 Tyler DONOVAN — Yamaha R6 - TMT Racing

IDEAL LAP TIME : 2:00.766 BEST LAP TIME : 2:00.972 DIFFERENCE : 0.206

LAP	SECTOR 1	SECTOR 2	LAP TIME	MPH	DIFF	TIME OF DAY
1 -		***40.300***	2:06.404	84.55	5.432	10:47:32.040
2 -	***1:20.466***	40.506	***2:00.972*** **(1)**	***88.35***		***10:49:33.012***
3 -	1:21.201	40.861	2:02.062 **(3)**	87.56	1.090	10:51:35.074
4 -	1:21.196	41.189	2:02.385	87.33	1.413	10:53:37.459
5 -	1:20.509	40.634	2:01.143 **(2)**	88.22	0.171	10:55:38.602
6 -	1:20.911	45.972	2:06.883	84.23	5.911	10:57:45.485
7 -	1:20.877	41.632	2:02.509	87.24	1.537	10:59:47.994

P12 187 Andrew GILL — Kawasaki ZX636 -

IDEAL LAP TIME : 2:02.044 BEST LAP TIME : 2:02.373 DIFFERENCE : 0.329

LAP	SECTOR 1	SECTOR 2	LAP TIME	MPH	DIFF	TIME OF DAY
1 -		41.280	2:08.032	83.47	5.659	10:47:33.668
2 -	1:21.984	41.238	2:03.222	86.73	0.849	10:49:36.890
3 -	1:21.522	40.966	2:02.488	87.25	0.115	10:51:39.378
4 -	1:21.596	41.283	2:02.879	86.98	0.506	10:53:42.257
5 -	1:21.611	***40.784***	2:02.395 **(2)**	87.32	0.022	10:55:44.652
6 -	***1:21.260***	41.113	***2:02.373*** **(1)**	***87.34***		***10:57:47.025***
7 -	1:21.361	41.108	2:02.469 **(3)**	87.27	0.096	10:59:49.494

P13 115 C Brian MAHER — Yamaha R6 - Spraytech /Espresso Solutions

IDEAL LAP TIME : 2:03.408 BEST LAP TIME : 2:03.623 DIFFERENCE : 0.215

LAP	SECTOR 1	SECTOR 2	LAP TIME	MPH	DIFF	TIME OF DAY
1 -		***41.329***	2:10.117	82.14	6.494	10:47:35.753
2 -	1:22.471	41.464	2:03.935 **(3)**	86.23	0.312	10:49:39.688
3 -	1:22.387	41.583	2:03.970	86.21	0.347	10:51:43.658
4 -	***1:22.079***	41.544	***2:03.623*** **(1)**	***86.45***		***10:53:47.281***
5 -	1:22.230	41.676	2:03.906 **(2)**	86.25	0.283	10:55:51.187
6 -	1:22.834	42.489	2:05.323	85.28	1.700	10:57:56.510
7 -	1:22.698	42.034	2:04.732	85.68	1.109	11:00:01.242

P14 74 C Tom VAUGHAN — Yamaha R6 - Stockbridge Trading Ltd,Lamonde Automation

IDEAL LAP TIME : 2:04.078 BEST LAP TIME : 2:04.102 DIFFERENCE : 0.024

LAP	SECTOR 1	SECTOR 2	LAP TIME	MPH	DIFF	TIME OF DAY
1 -		41.154	2:10.532	81.88	6.430	10:47:36.168
2 -	1:22.990	***41.112***	***2:04.102*** **(1)**	***86.12***		***10:49:40.270***
3 -	1:23.165	41.693	2:04.858	85.60	0.756	10:51:45.128
4 -	***1:22.966***	41.564	2:04.530 **(2)**	85.82	0.428	10:53:49.658
5 -	1:23.163	41.652	2:04.815 **(3)**	85.63	0.713	10:55:54.473
6 -	1:23.589	42.305	2:05.894	84.89	1.792	10:58:00.367
7 -	1:23.296	42.762	2:06.058	84.78	1.956	11:00:06.425

P15 117 C Ben JENNISON — Triumph DAYTONA 675 -

IDEAL LAP TIME : 2:03.742 BEST LAP TIME : 2:03.976 DIFFERENCE : 0.234

LAP	SECTOR 1	SECTOR 2	LAP TIME	MPH	DIFF	TIME OF DAY
1 -		42.969	2:14.680	79.35	10.704	10:47:40.316
2 -	1:23.588	42.502	2:06.090	84.76	2.114	10:49:46.406
3 -	1:23.187	42.012	2:05.199	85.36	1.223	10:51:51.605
4 -	1:22.978	41.596	2:04.574	85.79	0.598	10:53:56.179
5 -	1:22.911	***41.568***	2:04.479 **(3)**	85.86	0.503	10:56:00.658
6 -	1:22.590	41.796	2:04.386 **(2)**	85.92	0.410	10:58:05.044
7 -	***1:22.174***	41.802	***2:03.976*** **(1)**	***86.21***		***11:00:09.020***

BMCRC - MRO Championships - Rnd 5 @ Snetterton 300

Helmet City MRO Supersport 600 inc Clubman 600

RACE 4 - SECTOR ANALYSIS

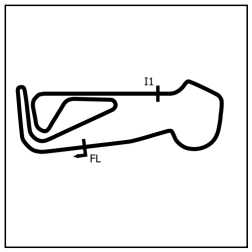

SECTOR 1 = FL to I1, SECTOR 2 = I1 to FL, DIFF = Difference To Personal Best Lap, P = Crossed Finish Line in Pit Lane, D = Time Disallowed

P16 59 Jack ANDREWS — Triumph STREET TRIPLE 765 RS - B1 Barbers and power tool

IDEAL LAP TIME : 2:04.385 BEST LAP TIME : 2:04.385 DIFFERENCE : 0.000

LAP	SECTOR 1	SECTOR 2	LAP TIME		MPH	DIFF	TIME OF DAY
1 -		42.299	2:14.613		79.39	10.228	10:47:40.249
2 -	1:24.412	41.684	2:06.096		84.76	1.711	10:49:46.345
3 -	***1:22.970***	***41.415***	***2:04.385***	***(1)***	***85.92***		***10:51:50.730***
4 -	1:23.109	41.758	2:04.867	**(2)**	85.59	0.482	10:53:55.597
5 -	1:24.629	41.934	2:06.563		84.44	2.178	10:56:02.160
6 -	1:23.636	41.665	2:05.301	**(3)**	85.29	0.916	10:58:07.461
7 -	1:26.299	43.897	2:10.196		82.09	5.811	11:00:17.657

P17 46 C Matthew FINCH — Triumph DAYTONA 675 - Greenways Gardening

IDEAL LAP TIME : 2:06.876 BEST LAP TIME : 2:07.120 DIFFERENCE : 0.244

LAP	SECTOR 1	SECTOR 2	LAP TIME		MPH	DIFF	TIME OF DAY
1 -		42.801	2:14.023		79.74	6.903	10:47:39.659
2 -	1:28.206	42.717	2:10.923		81.63	3.803	10:49:50.582
3 -	1:24.863	43.409	2:08.272		83.32	1.152	10:51:58.854
4 -	1:24.588	42.991	2:07.579	**(2)**	83.77	0.459	10:54:06.433
5 -	1:25.087	***42.599***	2:07.686	**(3)**	83.70	0.566	10:56:14.119
6 -	***1:24.277***	42.843	***2:07.120***	***(1)***	***84.07***		***10:58:21.239***
7 -	1:24.299	43.848	2:08.147		83.40	1.027	11:00:29.386

P18 131 C Nicholas KINGSTONE — Yamaha R6 -

IDEAL LAP TIME : 2:07.194 BEST LAP TIME : 2:07.194 DIFFERENCE : 0.000

LAP	SECTOR 1	SECTOR 2	LAP TIME		MPH	DIFF	TIME OF DAY
1 -		43.325	2:16.117		78.52	8.923	10:47:41.753
2 -	1:25.143	43.215	2:08.358	**(2)**	83.26	1.164	10:49:50.111
3 -	1:25.259	43.363	2:08.622	**(3)**	83.09	1.428	10:51:58.733
4 -	1:25.705	42.966	2:08.671		83.06	1.477	10:54:07.404
5 -	1:26.104	42.777	2:08.881		82.92	1.687	10:56:16.285
6 -	***1:24.720***	***42.474***	***2:07.194***	***(1)***	***84.02***		***10:58:23.479***
7 -	1:26.084	42.975	2:09.059		82.81	1.865	11:00:32.538

P19 79 Thomas GARNER — Yamaha R6 -

IDEAL LAP TIME : 2:06.982 BEST LAP TIME : 2:08.262 DIFFERENCE : 1.280

LAP	SECTOR 1	SECTOR 2	LAP TIME		MPH	DIFF	TIME OF DAY
1 -		***42.642***	2:15.334		78.97	7.072	10:47:40.970
2 -	1:24.887	43.375	***2:08.262***	***(1)***	***83.33***		***10:49:49.232***
3 -	***1:24.340***	49.968	2:14.308		79.57	6.046	10:52:03.540
4 -	1:25.434	43.995	2:09.429	**(3)**	82.57	1.167	10:54:12.969
5 -	1:26.381	43.598	2:09.979		82.22	1.717	10:56:22.948
6 -	1:25.744	43.084	2:08.828	**(2)**	82.96	0.566	10:58:31.776
7 -	1:25.844	44.538	2:10.382		81.97	2.120	11:00:42.158

P20 41 C Tony PEACE — Yamaha R6 - Green Boilers and Heating

IDEAL LAP TIME : 2:09.305 BEST LAP TIME : 2:10.774 DIFFERENCE : 1.469

LAP	SECTOR 1	SECTOR 2	LAP TIME		MPH	DIFF	TIME OF DAY
1 -		***43.415***	2:16.865		78.09	6.091	10:47:42.501
2 -	1:27.000	44.343	2:11.343		81.37	0.569	10:49:53.844
3 -	***1:25.890***	44.910	2:10.800	**(2)**	81.71	0.026	10:52:04.644
4 -	1:26.553	44.555	2:11.108	**(3)**	81.52	0.334	10:54:15.752
5 -	1:26.681	44.597	2:11.278		81.41	0.504	10:56:27.030
6 -	1:26.538	44.236	***2:10.774***	***(1)***	***81.72***		***10:58:37.804***
7 -	1:27.490	45.202	2:12.692		80.54	1.918	11:00:50.496

BMCRC - MRO Championships - Rnd 5 @ Snetterton 300

Helmet City MRO Supersport 600 inc Clubman 600

RACE 4 - SECTOR ANALYSIS

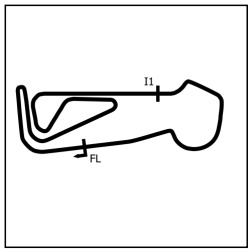

SECTOR 1 = FL to I1, SECTOR 2 = I1 to FL, DIFF = Difference To Personal Best Lap, P = Crossed Finish Line in Pit Lane, D = Time Disallowed

P21 84 C George HIGGINS Yamaha R6 - Aztec Racing

IDEAL LAP TIME : 2:09.328 BEST LAP TIME : 2:10.349 DIFFERENCE : 1.021

LAP	SECTOR 1	SECTOR 2	LAP TIME	MPH	DIFF	TIME OF DAY
1 -		44.217	2:18.863	76.96	8.514	10:47:44.499
2 -	1:26.541	***43.808***	***2:10.349*** **(1)**	***81.99***		***10:49:54.848***
3 -	***1:25.520***	50.807	2:16.327	78.40	5.978	10:52:11.175
4 -	1:26.402	44.317	2:10.719 **(2)**	81.76	0.370	10:54:21.894
5 -	1:27.403	44.149	2:11.552 **(3)**	81.24	1.203	10:56:33.446
6 -	1:27.644	44.076	2:11.720	81.14	1.371	10:58:45.166
7 -	1:26.892	45.160	2:12.052	80.93	1.703	11:00:57.218

P22 91 Sam HIRST Kawasaki ZX-636 - Team Valley Racing

IDEAL LAP TIME : 1:55.647 BEST LAP TIME : 1:55.946 DIFFERENCE : 0.299

LAP	SECTOR 1	SECTOR 2	LAP TIME	MPH	DIFF	TIME OF DAY
1 -		39.553	2:02.000	87.60	6.054	10:47:27.636
2 -	1:17.319	39.163	1:56.482	91.75	0.536	10:49:24.118
3 -	1:17.018	38.979	1:55.997 **(2)**	92.14	0.051	10:51:20.115
4 -	1:17.079	39.337	1:56.416	91.80	0.470	10:53:16.531
5 -	1:17.062	***38.884***	***1:55.946*** **(1)**	***92.18***		***10:55:12.477***
6 -	1:17.021	39.008	1:56.029 **(3)**	92.11	0.083	10:57:08.506
7 -	***1:16.763***					

BMCRC - MRO Championships - Rnd 5 @ Snetterton 300

Helmet City MRO Supersport 600 inc Clubman 600

RACE 4 - BEST SECTORS

	SECTOR 1		SECTOR 2	
POS	NO	TIME	NO	TIME
1	**91**	**1:16.763**	**134**	**38.595**
2	**134**	**1:16.866**	**761**	**38.757**
3	**761**	**1:17.127**	**91**	**38.884**
4	**76**	**1:17.602**	**48**	**39.136**
5	**56**	**1:18.220**	**76**	**39.156**
6	**48**	**1:18.559**	**56**	**39.507**
7	**35**	**1:18.824**	**35**	**39.580**
8	**96**	**1:18.885**	**96**	**39.766**
9	**71**	**1:19.175**	**71**	**39.818**
10	**22**	**1:20.040**	**22**	**39.845**
11	**19**	**1:20.466**	**19**	**40.300**
12	**14**	**1:20.676**	**14**	**40.447**
13	**187**	**1:21.260**	**187**	**40.784**
14	**115**	**1:22.079**	**74**	**41.112**
15	**117**	**1:22.174**	**115**	**41.329**
16	**74**	**1:22.966**	**59**	**41.415**
17	**59**	**1:22.970**	**117**	**41.568**
18	**46**	**1:24.277**	**131**	**42.474**
19	**79**	**1:24.340**	**46**	**42.599**
20	**131**	**1:24.720**	**79**	**42.642**
21	**84**	**1:25.520**	**41**	**43.415**
22	**41**	**1:25.890**	**84**	**43.808**

IDEAL / BEST COMPARISON

POS	NO	NAME	IDEAL	BEST	DIFF
		PERFECT LAP	**1:55.358**		
1	**134**	SILVESTER	1:55.461	1:55.580	**0.119**
2	**91**	HIRST	1:55.647	1:55.946	**0.299**
3	**761**	HUNTINGFORD	1:55.884	1:56.100	**0.216**
4	**76**	JOHNSON	1:56.758	1:56.758	**0.000**
5	**48**	FORREST	1:57.695	1:57.798	**0.103**
6	**56**	MILLS	1:57.727	1:57.810	**0.083**
7	**35**	DICKINSON	1:58.404	1:58.532	**0.128**
8	**96**	HOWARTH	1:58.651	1:58.783	**0.132**
9	**71**	MAY	1:58.993	1:58.993	**0.000**
10	**22**	DOWDS	1:59.885	1:59.885	**0.000**
11	**19**	DONOVAN	2:00.766	2:00.972	**0.206**
12	**14**	MUIR	2:01.123	2:01.123	**0.000**
13	**187**	GILL	2:02.044	2:02.373	**0.329**
14	**115**	MAHER	2:03.408	2:03.623	**0.215**
15	**117**	JENNISON	2:03.742	2:03.976	**0.234**
16	**74**	VAUGHAN	2:04.078	2:04.102	**0.024**
17	**59**	ANDREWS	2:04.385	2:04.385	**0.000**
18	**46**	FINCH	2:06.876	2:07.120	**0.244**
19	**79**	GARNER	2:06.982	2:08.262	**1.280**
20	**131**	KINGSTONE	2:07.194	2:07.194	**0.000**
21	**41**	PEACE	2:09.305	2:10.774	**1.469**
22	**84**	HIGGINS	2:09.328	2:10.349	**1.021**

Weather / Track : Sunny / Dry

Snetterton 300: 2.9689 miles
Date: 28/06/2026 Start: 10:45 Finish: 10:59

Results can be found at www.tsl-timing.com

Printed - 11:07 Sunday, 28 June 2026

BMCRC - MRO Championships - Rnd 5 @ Snetterton 300

Helmet City MRO Supersport 600 inc Clubman 600

RACE 4 - STATISTICS

Competitors Started	22
Planned Start	2026-06-28 @ 10:35:00.000
Actual Start	2026-06-28 @ 10:45:25.635
Finish Time	2026-06-28 @ 10:59:07.643
Track Length	2.9689mi.
Total Laps	153
Total Distance Covered	454.2434mi.

Session Fastest Lap History

NO	CL	NAME	LAP TIME	TIME OF DAY	LAP	VEHICLE
91		**Sam HIRST**	**1:56.482**	10:49:24.118	2	Kawasaki ZX-636
91		**Sam HIRST**	**1:55.997**	10:51:20.115	3	Kawasaki ZX-636
91		**Sam HIRST**	**1:55.946**	10:55:12.477	5	Kawasaki ZX-636
134		**Aaron SILVESTER**	**1:55.580**	10:57:08.648	6	Yamaha R6

Session Leader History

NO	CL	NAME	FROM LAP	LAPS LED	DISTANCE	VEHICLE
76		**Anthony JOHNSON**	1	1	2.96 miles	Triumph DAYTONA 675
91		**Sam HIRST**	2	2	5.93 miles	Kawasaki ZX-636
134		**Aaron SILVESTER**	4	1	2.96 miles	Yamaha R6
91		**Sam HIRST**	5	2	5.93 miles	Kawasaki ZX-636
134		**Aaron SILVESTER**	7	1	2.96 miles	Yamaha R6

Flag History

TYPE	TIME OF DAY
GREEN	10:45:25.635
FINISH	10:59:07.643

Flag Statistics

TYPE	COUNT	TOTAL LAPS	TOTAL TIME
Green	1	7	15:41.592
Red	0	0	0.000
Safety Car	0	0	0.000
FCY	0	0	0.000

Weather / Track : Sunny / Dry

Snetterton 300: 2.9689 miles
Date: 28/06/2026 Start: 10:45 Finish: 10:59

BMCRC - MRO Championships - Rnd 5 @ Snetterton 300

Helmet City MRO Supersport 600 inc Clubman 600

RACE 4 - STATISTICS

CLASS : 13 Starters

Fastest Lap History

NO	NAME	LAP TIME	TIME OF DAY	LAP	VEHICLE
91	**Sam HIRST**	**1:56.482**	10:49:24.118	2	Kawasaki ZX-636
91	**Sam HIRST**	**1:55.997**	10:51:20.115	3	Kawasaki ZX-636
91	**Sam HIRST**	**1:55.946**	10:55:12.477	5	Kawasaki ZX-636
134	**Aaron SILVESTER**	**1:55.580**	10:57:08.648	6	Yamaha R6

Leader History

NO	NAME	FROM LAP	LAPS LED	DISTANCE	VEHICLE
76	**Anthony JOHNSON**	1	1	2.96 miles	Triumph DAYTONA 675
91	**Sam HIRST**	2	2	5.93 miles	Kawasaki ZX-636
134	**Aaron SILVESTER**	4	1	2.96 miles	Yamaha R6
91	**Sam HIRST**	5	2	5.93 miles	Kawasaki ZX-636
134	**Aaron SILVESTER**	7	1	2.96 miles	Yamaha R6

BMCRC - MRO Championships - Rnd 5 @ Snetterton 300

Helmet City MRO Supersport 600 inc Clubman 600

RACE 4 - STATISTICS

CLASS : C

9 Starters

Fastest Lap History

NO	NAME	LAP TIME	TIME OF DAY	LAP	VEHICLE
96	**William HOWARTH**	**1:59.398**	10:49:29.532	2	Yamaha R6
71	**James MAY**	**1:58.993**	10:49:29.997	2	Triumph 765 EVO
96	**William HOWARTH**	**1:58.783**	10:53:27.404	4	Yamaha R6

Leader History

NO	NAME	FROM LAP	LAPS LED	DISTANCE	VEHICLE
96	**William HOWARTH**	1	7	20.78 miles	Yamaha R6

BMCRC - MRO Championships - Rnd 5 @ Snetterton 300

Helmet City MRO Supersport 600 inc Clubman 600

RACE 14 - GRID (7 Laps)



These results are provisional until the conclusion of any judicial and technical matters.

Snetterton 300: 2.9689 miles

Clerk Of Course: Caroline Patterson / Tony MacBride	Timekeeper: Craig Smith	

Results can be found at www.tsl-timing.com

Printed - 11:09 Sunday, 28 June 2026

BMCRC - MRO Championships - Rnd 5 @ Snetterton 300

Helmet City MRO Supersport 600 inc Clubman 600

RACE 14 - CLASSIFICATION

Race Distance: 7 Laps / 20.78 miles

POS	NO	CL	PIC	NAME	ENTRY	LAPS	TIME	GAP	DIFF	MPH	BEST	ON	GRD	↑↓
1	134		1	Aaron SILVESTER	Yamaha R6 - A & J Racing	7	13:41.570			91.06	1:56.049	4	1	0
2	91		2	Sam HIRST	Kawasaki ZX-636 - Team Valley Racing	7	13:43.302	1.732	1.732	90.87	1:56.570	4	2	0
3	761		3	Charlie HUNTINGFORD	Yamaha R6 - Holmes Plant Mototechniks Racing	7	13:45.496	3.926	2.194	90.63	1:56.871	4	3	0
4	76		4	Anthony JOHNSON	Triumph DAYTONA 675 - Sussex Independent Financial Ad	7	13:50.278	8.708	4.782	90.11	1:57.460	6	4	0
5	48		5	Rhys FORREST	Kawasaki 600 - Mark Disley Restoration & Building Ltd	7	13:52.824	11.254	2.546	89.83	1:57.768	2	5	0
6	35		6	Kai DICKINSON	Yamaha R6 - Dad	7	13:54.365	12.795	1.541	89.66	1:57.855	7	7	1
7	96	C	1	William HOWARTH	Yamaha R6 -	7	13:58.822	17.252	4.457	89.19	1:57.808	6	8	1
8	56		7	Michael MILLS	Yamaha R6 -	7	13:58.832	17.262	0.010	89.19	1:58.139	2	6	-2
9	71	C	2	James MAY	Triumph 765 EVO - Jm Racing	7	14:00.691	19.121	1.859	88.99	1:58.882	4	9	0
10	22		8	Darren DOWDS	Ktm 99 RCR - Sublime Dsg Ltd	7	14:07.494	25.924	6.803	88.27	1:59.078	3	10	0
11	14		9	Jack MUIR	-	7	14:21.732	40.162	14.238	86.82	2:02.017	3	12	1
12	187		10	Andrew GILL	Kawasaki ZX636 -	7	14:26.200	44.630	4.468	86.37	2:02.311	5	13	1
13	115	C	3	Brian MAHER	Yamaha R6 - Spraytech /Espresso Solutions	7	14:28.558	46.988	2.358	86.13	2:02.148	7	14	1
14	19		11	Tyler DONOVAN	Yamaha R6 - TMT Racing	7	14:28.746	47.176	0.188	86.12	2:02.119	7	11	-3
15	59		12	Jack ANDREWS	Triumph STREET TRIPLE 765 RS - B1 Barbers and power t	7	14:49.070	1:07.500	20.324	84.15	2:04.419	3	17	2
16	74	C	4	Tom VAUGHAN	Yamaha R6 - Stockbridge Trading Ltd,Lamonde Automation	7	14:49.439	1:07.869	0.369	84.11	2:05.961	4	16	0
17	46	C	5	Matthew FINCH	Triumph DAYTONA 675 - Greenways Gardening	7	14:53.044	1:11.474	3.605	83.77	2:05.577	5	18	1
18	117	C	6	Ben JENNISON	Triumph DAYTONA 675 -	7	14:53.582	1:12.012	0.538	83.72	2:04.482	4	15	-3
19	79		13	Thomas GARNER	Yamaha R6 -	7	14:56.366	1:14.796	2.784	83.46	2:05.810	7	20	1
20	41	C	7	Tony PEACE	Yamaha R6 - Green Boilers and Heating	7	15:25.679	1:44.109	29.313	80.82	2:09.779	7	22	2
21	84	C	8	George HIGGINS	Yamaha R6 - Aztec Racing	7	15:33.915	1:52.345	8.236	80.11	2:10.672	5	21	0
					NOT CLASSIFIED									
DNF	131	C		Nicholas KINGSTONE	Yamaha R6 -	1	2:22.749	6 Laps	6 Laps	74.87			19	

FASTEST LAP

134	Aaron SILVESTER	Yamaha R6 - A & J Racing	4	1:56.049	92.09 mph	148.22 kph
96 C	William HOWARTH	Yamaha R6 -	6	1:57.808	90.72 mph	146.00 kph

Class - 92.5% of Race Speed = 84.23 mph
Class C - 92.5% of Race Speed = 82.50 mph

Weather / Track : Bright / Dry
These results are provisional until the conclusion of any judicial and technical matters.

Date: 28/06/2026 Start: 15:30 Finish: 15:44
Snetterton 300: 2.9689 miles

Clerk Of Course: Caroline Patterson / Tony MacBride	Timekeeper: Craig Smith	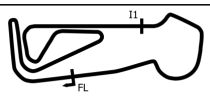

Results can be found at www.tsl-timing.com

Printed - 15:47 Sunday, 28 June 2026

BMCRC - MRO Championships - Rnd 5 @ Snetterton 300

Helmet City MRO Supersport 600 inc Clubman 600

RACE 14 - LAP CHART

LAP 1 @ 15:32:44.582

NO	BEHIND	LAP TIME
91		2:02.132
134	0.088	2:02.220
48	0.906	2:03.038
761	1.031	2:03.163
56	1.899	2:04.031
76	1.981	2:04.113
35	2.776	2:04.908
71	3.776	2:05.908
96	5.395	2:07.527
14	5.840	2:07.972
22	5.878	2:08.010
19	6.214	2:08.346
187	7.411	2:09.543
115	8.470	2:10.602
74	9.300	2:11.432
59	10.979	2:13.111
46	11.408	2:13.540
79	12.096	2:14.228
117	13.896	2:16.028
84	15.977	2:18.109
41	16.637	2:18.769
131	20.617	2:22.749

LAP 2 @ 15:34:41.405

NO	BEHIND	LAP TIME
91		1:56.823
134	0.340	1:57.075
761	1.260	1:57.052
48	1.851	1:57.768
76	2.686	1:57.528
56	3.215	1:58.139
35	4.518	1:58.565
71	6.083	1:59.130
96	8.489	1:59.917
22	9.563	2:00.508
14	11.076	2:02.059
187	13.511	2:02.923
115	16.510	2:04.863
19	17.025	2:07.634
74	18.677	2:06.200
59	20.584	2:06.428
46	22.154	2:07.569
79	23.004	2:07.731
117	23.284	2:06.211
84	30.661	2:11.507
41	31.024	2:11.210

LAP 3 @ 15:36:38.053

NO	BEHIND	LAP TIME
91		1:56.648
134	0.250	1:56.558
761	1.570	1:56.958
48	3.220	1:58.017
76	3.568	1:57.530
56	5.799	1:59.232
35	6.641	1:58.771
71	8.748	1:59.313
96	10.959	1:59.118
22	11.993	1:59.078
14	16.445	2:02.017
187	19.821	2:02.958
115	23.256	2:03.394
19	23.262	2:02.885
74	28.018	2:05.989
59	28.355	2:04.419
46	33.253	2:07.747
79	34.984	2:08.628
117	37.681	2:11.045
84	46.544	2:12.531
41	47.102	2:12.726

LAP 4 @ 15:38:34.352

NO	BEHIND	LAP TIME
134		1:56.049
91	0.271	1:56.570
761	2.142	1:56.871
76	5.137	1:57.868
48	5.339	1:58.418
56	7.848	1:58.348
35	8.281	1:57.939
71	11.331	1:58.882
96	12.998	1:58.338
22	14.790	1:59.096
14	22.177	2:02.031
187	26.500	2:02.978
19	29.317	2:02.354
115	29.376	2:02.419
74	37.680	2:05.961
59	37.976	2:05.920
46	43.574	2:06.620
79	45.727	2:07.042
117	45.864	2:04.482
84	1:01.775	2:11.530
41	1:02.600	2:11.797

LAP 5 @ 15:40:30.996

NO	BEHIND	LAP TIME
134		1:56.644
91	0.685	1:57.058
761	2.660	1:57.162
76	6.241	1:57.748
48	6.761	1:58.066
35	9.931	1:58.294
56	10.153	1:58.949
71	13.647	1:58.960
96	14.485	1:58.131
22	17.544	1:59.398
14	27.946	2:02.413
187	32.167	2:02.311
19	35.455	2:02.782
115	35.469	2:02.737
74	47.870	2:06.834
59	49.380	2:08.048
46	52.507	2:05.577
117	53.725	2:04.505
79	55.229	2:06.146
84	1:15.803	2:10.672
41	1:16.159	2:10.203

LAP 6 @ 15:42:27.230

NO	BEHIND	LAP TIME
134		1:56.234
91	1.763	1:57.312
761	3.414	1:56.988
76	7.467	1:57.460
48	8.864	1:58.337
35	11.730	1:58.033
56	13.758	1:59.839
96	16.059	1:57.808
71	16.451	1:59.038
22	20.992	1:59.682
14	33.854	2:02.142
187	38.649	2:02.716
115	41.630	2:02.395
19	41.847	2:02.626
74	58.443	2:06.807
59	58.847	2:05.701
46	1:02.073	2:05.800
117	1:02.670	2:05.179
79	1:05.776	2:06.781
41	1:31.120	2:11.195
84	1:36.598	2:17.029

LAP 7 @ 15:44:24.020

NO	BEHIND	LAP TIME
134		1:56.790
91	1.732	1:56.759
761	3.926	1:57.302
76	8.708	1:58.031
48	11.254	1:59.180
35	12.795	1:57.855
96	17.252	1:57.983
56	17.262	2:00.294
71	19.121	1:59.460
22	25.924	2:01.722
14	40.162	2:03.098
187	44.630	2:02.771
115	46.988	2:02.148
19	47.176	2:02.119
59	1:07.500	2:05.443
74	1:07.869	2:06.216
46	1:11.474	2:06.191
117	1:12.012	2:06.132
79	1:14.796	2:05.810
41	1:44.109	2:09.779
84	1:52.345	2:12.537

Weather / Track : Bright / Dry

Snetterton 300: 2.9689 miles
Date: 28/06/2026 Start: 15:30 Finish: 15:44

Results can be found at www.tsl-timing.com

Printed - 15:47 Sunday, 28 June 2026

BMCRC - MRO Championships - Rnd 5 @ Snetterton 300

Helmet City MRO Supersport 600 inc Clubman 600

RACE 14 - POSITION CHART

No	Name	Lap Pos	1	2	3	4	5	6	7
134	SILVESTER	1	91	91	91	134	134	134	134
91	HIRST	2	134	134	134	91	91	91	91
761	HUNTINGFORD	3	48	761	761	761	761	761	761
76	JOHNSON	4	761	48	48	76	76	76	76
48	FORREST	5	56	76	76	48	48	48	48
56	MILLS	6	76	56	56	56	35	35	35
35	DICKINSON	7	35	35	35	35	56	56	96
96	HOWARTH	8	71	71	71	71	71	96	56
71	MAY	9	96	96	96	96	96	71	71
22	DOWDS	10	14	22	22	22	22	22	22
19	DONOVAN	11	22	14	14	14	14	14	14
14	MUIR	12	19	187	187	187	187	187	187
187	GILL	13	187	115	115	19	19	115	115
115	MAHER	14	115	19	19	115	115	19	19
117	JENNISON	15	74	74	74	74	74	74	59
74	VAUGHAN	16	59	59	59	59	59	59	74
59	ANDREWS	17	46	46	46	46	46	46	46
46	FINCH	18	79	79	79	79	117	117	117
131	KINGSTONE	19	117	117	117	117	79	79	79
79	GARNER	20	84	84	84	84	84	41	41
84	HIGGINS	21	41	41	41	41	41	84	84
41	PEACE	22	131						

Weather / Track : Bright / Dry

Snetterton 300: 2.9689 miles
Date: 28/06/2026 Start: 15:30 Finish: 15:44

Results can be found at www.tsl-timing.com

Printed - 15:47 Sunday, 28 June 2026

BMCRC - MRO Championships - Rnd 5 @ Snetterton 300

Helmet City MRO Supersport 600 inc Clubman 600

RACE 14 - SECTOR ANALYSIS

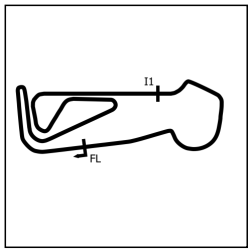

SECTOR 1 = FL to I1, SECTOR 2 = I1 to FL, DIFF = Difference To Personal Best Lap, P = Crossed Finish Line in Pit Lane, D = Time Disallowed

P1 134 Aaron SILVESTER — Yamaha R6 - A & J Racing

IDEAL LAP TIME : 1:55.992 BEST LAP TIME : 1:56.049 DIFFERENCE : 0.057

LAP	SECTOR 1	SECTOR 2	LAP TIME		MPH	DIFF	TIME OF DAY
1 -		39.073	2:02.220		87.44	6.171	15:32:44.670
2 -	1:17.736	39.339	1:57.075		91.29	1.026	15:34:41.745
3 -	1:17.394	39.164	1:56.558	(3)	91.69	0.509	15:36:38.303
4 -	***1:17.048***	39.001	***1:56.049***	**(1)**	***92.09***		***15:38:34.352***
5 -	1:17.542	39.102	1:56.644		91.62	0.595	15:40:30.996
6 -	1:17.290	***38.944***	1:56.234	**(2)**	91.95	0.185	15:42:27.230
7 -	1:17.511	39.279	1:56.790		91.51	0.741	15:44:24.020

P2 91 Sam HIRST — Kawasaki ZX-636 - Team Valley Racing

IDEAL LAP TIME : 1:56.307 BEST LAP TIME : 1:56.570 DIFFERENCE : 0.263

LAP	SECTOR 1	SECTOR 2	LAP TIME		MPH	DIFF	TIME OF DAY
1 -		39.656	2:02.132		87.51	5.562	15:32:44.582
2 -	1:17.378	39.445	1:56.823		91.48	0.253	15:34:41.405
3 -	1:17.395	39.253	1:56.648	**(2)**	91.62	0.078	15:36:38.053
4 -	***1:17.124***	39.446	***1:56.570***	**(1)**	***91.68***		***15:38:34.623***
5 -	1:17.875	***39.183***	1:57.058		91.30	0.488	15:40:31.681
6 -	1:18.019	39.293	1:57.312		91.10	0.742	15:42:28.993
7 -	1:17.314	39.445	1:56.759	**(3)**	91.53	0.189	15:44:25.752

P3 761 Charlie HUNTINGFORD — Yamaha R6 - Holmes Plant Mototechniks Racing

IDEAL LAP TIME : 1:56.746 BEST LAP TIME : 1:56.871 DIFFERENCE : 0.125

LAP	SECTOR 1	SECTOR 2	LAP TIME		MPH	DIFF	TIME OF DAY
1 -		39.294	2:03.163		86.77	6.292	15:32:45.613
2 -	1:18.011	***39.041***	1:57.052		91.31	0.181	15:34:42.665
3 -	1:17.822	39.136	1:56.958	**(2)**	91.38	0.087	15:36:39.623
4 -	1:17.744	39.127	***1:56.871***	**(1)**	***91.45***		***15:38:36.494***
5 -	1:17.846	39.316	1:57.162		91.22	0.291	15:40:33.656
6 -	***1:17.705***	39.283	1:56.988	**(3)**	91.36	0.117	15:42:30.644
7 -	1:17.853	39.449	1:57.302		91.11	0.431	15:44:27.946

P4 76 Anthony JOHNSON — Triumph DAYTONA 675 - Sussex Independent Financial Advise

IDEAL LAP TIME : 1:57.281 BEST LAP TIME : 1:57.460 DIFFERENCE : 0.179

LAP	SECTOR 1	SECTOR 2	LAP TIME		MPH	DIFF	TIME OF DAY
1 -		39.422	2:04.113		86.11	6.653	15:32:46.563
2 -	1:18.141	39.387	1:57.528	**(2)**	90.94	0.068	15:34:44.091
3 -	1:17.991	39.539	1:57.530	**(3)**	90.93	0.070	15:36:41.621
4 -	1:18.519	***39.349***	1:57.868		90.67	0.408	15:38:39.489
5 -	1:18.170	39.578	1:57.748		90.77	0.288	15:40:37.237
6 -	***1:17.932***	39.528	***1:57.460***	**(1)**	***90.99***		***15:42:34.697***
7 -	1:18.205	39.826	1:58.031		90.55	0.571	15:44:32.728

P5 48 Rhys FORREST — Kawasaki 600 - Mark Disley Restoration & Building Ltd

IDEAL LAP TIME : 1:57.584 BEST LAP TIME : 1:57.768 DIFFERENCE : 0.184

LAP	SECTOR 1	SECTOR 2	LAP TIME		MPH	DIFF	TIME OF DAY
1 -		39.277	2:03.038		86.86	5.270	15:32:45.488
2 -	***1:18.416***	39.352	***1:57.768***	**(1)**	***90.75***		***15:34:43.256***
3 -	1:18.589	39.428	1:58.017	**(2)**	90.56	0.249	15:36:41.273
4 -	1:19.051	39.367	1:58.418		90.25	0.650	15:38:39.691
5 -	1:18.898	***39.168***	1:58.066	**(3)**	90.52	0.298	15:40:37.757
6 -	1:18.799	39.538	1:58.337		90.31	0.569	15:42:36.094
7 -	1:18.976	40.204	1:59.180		89.68	1.412	15:44:35.274

BMCRC - MRO Championships - Rnd 5 @ Snetterton 300

Helmet City MRO Supersport 600 inc Clubman 600

RACE 14 - SECTOR ANALYSIS

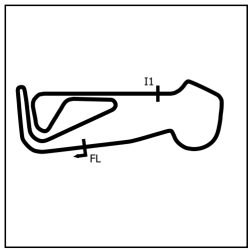

SECTOR 1 = FL to I1, SECTOR 2 = I1 to FL, DIFF = Difference To Personal Best Lap, P = Crossed Finish Line in Pit Lane, D = Time Disallowed

P6 35 Kai DICKINSON — Yamaha R6 - Dad

IDEAL LAP TIME : 1:57.670 BEST LAP TIME : 1:57.855 DIFFERENCE : 0.185

LAP	SECTOR 1	SECTOR 2	LAP TIME		MPH	DIFF	TIME OF DAY
1 -		39.483	2:04.908		85.56	7.053	15:32:47.358
2 -	1:18.778	39.787	1:58.565		90.14	0.710	15:34:45.923
3 -	1:18.808	39.963	1:58.771		89.98	0.916	15:36:44.694
4 -	1:18.556	***39.383***	1:57.939	**(2)**	90.62	0.084	15:38:42.633
5 -	***1:18.287***	40.007	1:58.294		90.35	0.439	15:40:40.927
6 -	1:18.383	39.650	1:58.033	**(3)**	90.55	0.178	15:42:38.960
7 -	1:18.358	39.497	***1:57.855***	**(1)**	***90.68***		***15:44:36.815***

P7 96 C William HOWARTH — Yamaha R6 -

IDEAL LAP TIME : 1:57.466 BEST LAP TIME : 1:57.808 DIFFERENCE : 0.342

LAP	SECTOR 1	SECTOR 2	LAP TIME		MPH	DIFF	TIME OF DAY
1 -		40.764	2:07.527		83.81	9.719	15:32:49.977
2 -	1:19.594	40.323	1:59.917		89.12	2.109	15:34:49.894
3 -	1:19.170	39.948	1:59.118		89.72	1.310	15:36:49.012
4 -	1:18.709	39.629	1:58.338		90.31	0.530	15:38:47.350
5 -	1:18.630	***39.501***	1:58.131	**(3)**	90.47	0.323	15:40:45.481
6 -	***1:17.965***	39.843	***1:57.808***	**(1)**	***90.72***		***15:42:43.289***
7 -	1:18.209	39.774	1:57.983	**(2)**	90.59	0.175	15:44:41.272

P8 56 Michael MILLS — Yamaha R6 -

IDEAL LAP TIME : 1:58.111 BEST LAP TIME : 1:58.139 DIFFERENCE : 0.028

LAP	SECTOR 1	SECTOR 2	LAP TIME		MPH	DIFF	TIME OF DAY
1 -		39.527	2:04.031		86.17	5.892	15:32:46.481
2 -	1:18.697	***39.442***	***1:58.139***	**(1)**	***90.47***		***15:34:44.620***
3 -	1:18.757	40.475	1:59.232		89.64	1.093	15:36:43.852
4 -	***1:18.669***	39.679	1:58.348	**(2)**	90.31	0.209	15:38:42.200
5 -	1:18.752	40.197	1:58.949	**(3)**	89.85	0.810	15:40:41.149
6 -	1:19.699	40.140	1:59.839		89.18	1.700	15:42:40.988
7 -	1:19.866	40.428	2:00.294		88.84	2.155	15:44:41.282

P9 71 C James MAY — Triumph 765 EVO - Jm Racing

IDEAL LAP TIME : 1:58.570 BEST LAP TIME : 1:58.882 DIFFERENCE : 0.312

LAP	SECTOR 1	SECTOR 2	LAP TIME		MPH	DIFF	TIME OF DAY
1 -		39.877	2:05.908		84.88	7.026	15:32:48.358
2 -	1:19.140	39.990	1:59.130		89.71	0.248	15:34:47.488
3 -	1:19.109	40.204	1:59.313		89.58	0.431	15:36:46.801
4 -	1:19.107	***39.775***	***1:58.882***	**(1)**	***89.90***		***15:38:45.683***
5 -	1:19.058	39.902	1:58.960	**(2)**	89.84	0.078	15:40:44.643
6 -	***1:18.795***	40.243	1:59.038	**(3)**	89.78	0.156	15:42:43.681
7 -	1:18.863	40.597	1:59.460		89.46	0.578	15:44:43.141

P10 22 Darren DOWDS — Ktm 99 RCR - Sublime Dsg Ltd

IDEAL LAP TIME : 1:58.884 BEST LAP TIME : 1:59.078 DIFFERENCE : 0.194

LAP	SECTOR 1	SECTOR 2	LAP TIME		MPH	DIFF	TIME OF DAY
1 -		40.770	2:08.010		83.49	8.932	15:32:50.460
2 -	1:20.418	40.090	2:00.508		88.69	1.430	15:34:50.968
3 -	***1:19.219***	39.859	***1:59.078***	**(1)**	***89.75***		***15:36:50.046***
4 -	1:19.431	***39.665***	1:59.096	**(2)**	89.74	0.018	15:38:49.142
5 -	1:19.442	39.956	1:59.398	**(3)**	89.51	0.320	15:40:48.540
6 -	1:19.676	40.006	1:59.682		89.30	0.604	15:42:48.222
7 -	1:19.815	41.907	2:01.722		87.80	2.644	15:44:49.944

BMCRC - MRO Championships - Rnd 5 @ Snetterton 300

Helmet City MRO Supersport 600 inc Clubman 600

RACE 14 - SECTOR ANALYSIS

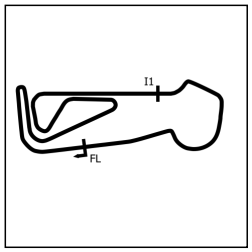

SECTOR 1 = FL to I1, SECTOR 2 = I1 to FL, DIFF = Difference To Personal Best Lap, P = Crossed Finish Line in Pit Lane, D = Time Disallowed

P11 14 Jack MUIR -

IDEAL LAP TIME : 2:01.919 BEST LAP TIME : 2:02.017 DIFFERENCE : 0.098

LAP	SECTOR 1	SECTOR 2	LAP TIME	MPH	DIFF	TIME OF DAY
1 -		41.288	2:07.972	83.51	5.955	15:32:50.422
2 -	1:21.223	40.836	2:02.059 (3)	87.56	0.042	15:34:52.481
3 -	1:21.284	***40.733***	***2:02.017*** (1)	***87.59***		***15:36:54.498***
4 -	1:21.249	40.782	2:02.031 (2)	87.58	0.014	15:38:56.529
5 -	1:21.576	40.837	2:02.413	87.31	0.396	15:40:58.942
6 -	***1:21.186***	40.956	2:02.142	87.50	0.125	15:43:01.084
7 -	1:21.999	41.099	2:03.098	86.82	1.081	15:45:04.182

P12 187 Andrew GILL Kawasaki ZX636 -

IDEAL LAP TIME : 2:02.311 BEST LAP TIME : 2:02.311 DIFFERENCE : 0.000

LAP	SECTOR 1	SECTOR 2	LAP TIME	MPH	DIFF	TIME OF DAY
1 -		41.296	2:09.543	82.50	7.232	15:32:51.993
2 -	1:21.436	41.487	2:02.923	86.94	0.612	15:34:54.916
3 -	1:21.477	41.481	2:02.958	86.92	0.647	15:36:57.874
4 -	1:21.605	41.373	2:02.978	86.91	0.667	15:39:00.852
5 -	***1:21.168***	***41.143***	***2:02.311*** (1)	***87.38***		***15:41:03.163***
6 -	1:21.331	41.385	2:02.716 (2)	87.09	0.405	15:43:05.879
7 -	1:21.440	41.331	2:02.771 (3)	87.05	0.460	15:45:08.650

P13 115 C Brian MAHER Yamaha R6 - Spraytech /Espresso Solutions

IDEAL LAP TIME : 2:01.835 BEST LAP TIME : 2:02.148 DIFFERENCE : 0.313

LAP	SECTOR 1	SECTOR 2	LAP TIME	MPH	DIFF	TIME OF DAY
1 -		41.554	2:10.602	81.83	8.454	15:32:53.052
2 -	1:22.725	42.138	2:04.863	85.59	2.715	15:34:57.915
3 -	1:22.158	41.236	2:03.394	86.61	1.246	15:37:01.309
4 -	1:21.664	***40.755***	2:02.419 (3)	87.30	0.271	15:39:03.728
5 -	1:21.687	41.050	2:02.737	87.08	0.589	15:41:06.465
6 -	1:21.164	41.231	2:02.395 (2)	87.32	0.247	15:43:08.860
7 -	***1:21.080***	41.068	***2:02.148*** (1)	***87.50***		***15:45:11.008***

P14 19 Tyler DONOVAN Yamaha R6 - TMT Racing

IDEAL LAP TIME : 2:01.848 BEST LAP TIME : 2:02.119 DIFFERENCE : 0.271

LAP	SECTOR 1	SECTOR 2	LAP TIME	MPH	DIFF	TIME OF DAY
1 -		***40.753***	2:08.346	83.27	6.227	15:32:50.796
2 -	***1:21.095***	46.539	2:07.634	83.74	5.515	15:34:58.430
3 -	1:21.642	41.243	2:02.885	86.97	0.766	15:37:01.315
4 -	1:21.266	41.088	2:02.354 (2)	87.35	0.235	15:39:03.669
5 -	1:21.424	41.358	2:02.782	87.04	0.663	15:41:06.451
6 -	1:21.639	40.987	2:02.626 (3)	87.15	0.507	15:43:09.077
7 -	1:21.237	40.882	***2:02.119*** (1)	***87.52***		***15:45:11.196***

P15 59 Jack ANDREWS Triumph STREET TRIPLE 765 RS - B1 Barbers and power tool

IDEAL LAP TIME : 2:04.419 BEST LAP TIME : 2:04.419 DIFFERENCE : 0.000

LAP	SECTOR 1	SECTOR 2	LAP TIME	MPH	DIFF	TIME OF DAY
1 -		42.083	2:13.111	80.29	8.692	15:32:55.561
2 -	1:23.896	42.532	2:06.428	84.53	2.009	15:35:01.989
3 -	***1:23.048***	***41.371***	***2:04.419*** (1)	***85.90***		***15:37:06.408***
4 -	1:24.437	41.483	2:05.920	84.87	1.501	15:39:12.328
5 -	1:25.947	42.101	2:08.048	83.46	3.629	15:41:20.376
6 -	1:23.935	41.766	2:05.701 (3)	85.02	1.282	15:43:26.077
7 -	1:23.456	41.987	2:05.443 (2)	85.20	1.024	15:45:31.520

BMCRC - MRO Championships - Rnd 5 @ Snetterton 300

Helmet City MRO Supersport 600 inc Clubman 600

RACE 14 - SECTOR ANALYSIS

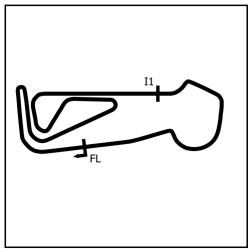

SECTOR 1 = FL to I1, SECTOR 2 = I1 to FL, DIFF = Difference To Personal Best Lap, P = Crossed Finish Line in Pit Lane, D = Time Disallowed

P16 74 C Tom VAUGHAN — Yamaha R6 - Stockbridge Trading Ltd,Lamonde Automation

IDEAL LAP TIME : 2:05.124 BEST LAP TIME : 2:05.961 DIFFERENCE : 0.837

LAP	SECTOR 1	SECTOR 2	LAP TIME	MPH	DIFF	TIME OF DAY
1 -		***41.645***	2:11.432	81.32	5.471	15:32:53.882
2 -	1:23.866	42.334	2:06.200 **(3)**	84.69	0.239	15:35:00.082
3 -	1:23.772	42.217	2:05.989 **(2)**	84.83	0.028	15:37:06.071
4 -	1:23.755	42.206	***2:05.961*** **(1)**	***84.85***		***15:39:12.032***
5 -	1:24.431	42.403	2:06.834	84.26	0.873	15:41:18.866
6 -	1:24.263	42.544	2:06.807	84.28	0.846	15:43:25.673
7 -	***1:23.479***	42.737	2:06.216	84.68	0.255	15:45:31.889

P17 46 C Matthew FINCH — Triumph DAYTONA 675 - Greenways Gardening

IDEAL LAP TIME : 2:05.577 BEST LAP TIME : 2:05.577 DIFFERENCE : 0.000

LAP	SECTOR 1	SECTOR 2	LAP TIME	MPH	DIFF	TIME OF DAY
1 -		42.314	2:13.540	80.03	7.963	15:32:55.990
2 -	1:24.209	43.360	2:07.569	83.78	1.992	15:35:03.559
3 -	1:24.801	42.946	2:07.747	83.66	2.170	15:37:11.306
4 -	1:24.247	42.373	2:06.620	84.41	1.043	15:39:17.926
5 -	***1:23.285***	***42.292***	***2:05.577*** **(1)**	***85.11***		***15:41:23.503***
6 -	1:23.472	42.328	2:05.800 **(2)**	84.96	0.223	15:43:29.303
7 -	1:23.838	42.353	2:06.191 **(3)**	84.69	0.614	15:45:35.494

P18 117 C Ben JENNISON — Triumph DAYTONA 675 -

IDEAL LAP TIME : 2:03.816 BEST LAP TIME : 2:04.482 DIFFERENCE : 0.666

LAP	SECTOR 1	SECTOR 2	LAP TIME	MPH	DIFF	TIME OF DAY
1 -		42.633	2:16.028	78.57	11.546	15:32:58.478
2 -	1:23.063	43.148	2:06.211	84.68	1.729	15:35:04.689
3 -	1:24.029	47.016	2:11.045	81.56	6.563	15:37:15.734
4 -	***1:21.911***	42.571	***2:04.482*** **(1)**	***85.86***		***15:39:20.216***
5 -	1:22.600	***41.905***	2:04.505 **(2)**	85.84	0.023	15:41:24.721
6 -	1:23.120	42.059	2:05.179 **(3)**	85.38	0.697	15:43:29.900
7 -	1:23.628	42.504	2:06.132	84.73	1.650	15:45:36.032

P19 79 Thomas GARNER — Yamaha R6 -

IDEAL LAP TIME : 2:05.810 BEST LAP TIME : 2:05.810 DIFFERENCE : 0.000

LAP	SECTOR 1	SECTOR 2	LAP TIME	MPH	DIFF	TIME OF DAY
1 -		42.505	2:14.228	79.62	8.418	15:32:56.678
2 -	1:24.698	43.033	2:07.731	83.67	1.921	15:35:04.409
3 -	1:25.097	43.531	2:08.628	83.09	2.818	15:37:13.037
4 -	1:23.984	43.058	2:07.042	84.13	1.232	15:39:20.079
5 -	1:23.868	42.278	2:06.146 **(2)**	84.72	0.336	15:41:26.225
6 -	1:24.084	42.697	2:06.781 **(3)**	84.30	0.971	15:43:33.006
7 -	***1:23.533***	***42.277***	***2:05.810*** **(1)**	***84.95***		***15:45:38.816***

P20 41 C Tony PEACE — Yamaha R6 - Green Boilers and Heating

IDEAL LAP TIME : 2:09.779 BEST LAP TIME : 2:09.779 DIFFERENCE : 0.000

LAP	SECTOR 1	SECTOR 2	LAP TIME	MPH	DIFF	TIME OF DAY
1 -		44.306	2:18.769	77.02	8.990	15:33:01.219
2 -	1:26.194	45.016	2:11.210	81.45	1.431	15:35:12.429
3 -	1:27.776	44.950	2:12.726	80.52	2.947	15:37:25.155
4 -	1:27.038	44.759	2:11.797	81.09	2.018	15:39:36.952
5 -	1:26.045	44.158	2:10.203 **(2)**	82.08	0.424	15:41:47.155
6 -	1:26.789	44.406	2:11.195 **(3)**	81.46	1.416	15:43:58.350
7 -	***1:25.760***	***44.019***	***2:09.779*** **(1)**	***82.35***		***15:46:08.129***

Weather / Track : Bright / Dry

Snetterton 300: 2.9689 miles
Date: 28/06/2026 Start: 15:30 Finish: 15:44

BMCRC - MRO Championships - Rnd 5 @ Snetterton 300

Helmet City MRO Supersport 600 inc Clubman 600

RACE 14 - SECTOR ANALYSIS

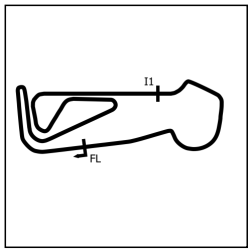

SECTOR 1 = FL to I1, SECTOR 2 = I1 to FL, DIFF = Difference To Personal Best Lap, P = Crossed Finish Line in Pit Lane, D = Time Disallowed

P21 84 C George HIGGINS Yamaha R6 - Aztec Racing

IDEAL LAP TIME : 2:10.547 BEST LAP TIME : 2:10.672 DIFFERENCE : 0.125

LAP	SECTOR 1	SECTOR 2	LAP TIME	MPH	DIFF	TIME OF DAY
1 -		***43.936***	2:18.109	77.38	7.437	15:33:00.559
2 -	1:26.706	44.801	2:11.507 **(2)**	81.27	0.835	15:35:12.066
3 -	1:28.043	44.488	2:12.531	80.64	1.859	15:37:24.597
4 -	1:27.462	44.068	2:11.530 **(3)**	81.25	0.858	15:39:36.127
5 -	***1:26.611***	44.061	***2:10.672*** **(1)**	***81.79***		***15:41:46.799***
6 -	1:27.017	50.012	2:17.029	77.99	6.357	15:44:03.828
7 -	1:27.771	44.766	2:12.537	80.64	1.865	15:46:16.365

P22 131 C Nicholas KINGSTONE Yamaha R6 -

IDEAL LAP TIME : 2:18.363 BEST LAP TIME : DIFFERENCE :

LAP	SECTOR 1	SECTOR 2	LAP TIME	MPH	DIFF	TIME OF DAY
1 -		***49.490***	2:22.749	74.87		15:33:05.199
2 -	***1:28.873***					

BMCRC - MRO Championships - Rnd 5 @ Snetterton 300

Helmet City MRO Supersport 600 inc Clubman 600

RACE 14 - BEST SECTORS

	SECTOR 1		SECTOR 2	
POS	NO	TIME	NO	TIME
1	134	**1:17.048**	134	**38.944**
2	**91**	**1:17.124**	761	**39.041**
3	761	**1:17.705**	**48**	**39.168**
4	**76**	**1:17.932**	**91**	**39.183**
5	**96**	**1:17.965**	**76**	**39.349**
6	**35**	**1:18.287**	**35**	**39.383**
7	**48**	**1:18.416**	**56**	**39.442**
8	**56**	**1:18.669**	**96**	**39.501**
9	**71**	**1:18.795**	**22**	**39.665**
10	**22**	**1:19.219**	**71**	**39.775**
11	115	**1:21.080**	**14**	**40.733**
12	**19**	**1:21.095**	**19**	**40.753**
13	187	**1:21.168**	115	**40.755**
14	**14**	**1:21.186**	187	**41.143**
15	117	**1:21.911**	**59**	**41.371**
16	**59**	**1:23.048**	**74**	**41.645**
17	**46**	**1:23.285**	117	**41.905**
18	**74**	**1:23.479**	**79**	**42.277**
19	**79**	**1:23.533**	**46**	**42.292**
20	**41**	**1:25.760**	**84**	**43.936**
21	**84**	**1:26.611**	**41**	**44.019**
22	131	**1:28.873**	131	**49.490**

	IDEAL / BEST COMPARISON			
POS	NO	NAME	IDEAL	BEST	DIFF
		PERFECT LAP	**1:55.992**		
1	**134**	SILVESTER	1:55.992	1:56.049	**0.057**
2	**91**	HIRST	1:56.307	1:56.570	**0.263**
3	**761**	HUNTINGFORD	1:56.746	1:56.871	**0.125**
4	**76**	JOHNSON	1:57.281	1:57.460	**0.179**
5	**96**	HOWARTH	1:57.466	1:57.808	**0.342**
6	**48**	FORREST	1:57.584	1:57.768	**0.184**
7	**35**	DICKINSON	1:57.670	1:57.855	**0.185**
8	**56**	MILLS	1:58.111	1:58.139	**0.028**
9	**71**	MAY	1:58.570	1:58.882	**0.312**
10	**22**	DOWDS	1:58.884	1:59.078	**0.194**
11	**115**	MAHER	2:01.835	2:02.148	**0.313**
12	**19**	DONOVAN	2:01.848	2:02.119	**0.271**
13	**14**	MUIR	2:01.919	2:02.017	**0.098**
14	**187**	GILL	2:02.311	2:02.311	**0.000**
15	**117**	JENNISON	2:03.816	2:04.482	**0.666**
16	**59**	ANDREWS	2:04.419	2:04.419	**0.000**
17	**74**	VAUGHAN	2:05.124	2:05.961	**0.837**
18	**46**	FINCH	2:05.577	2:05.577	**0.000**
19	**79**	GARNER	2:05.810	2:05.810	**0.000**
20	**41**	PEACE	2:09.779	2:09.779	**0.000**
21	**84**	HIGGINS	2:10.547	2:10.672	**0.125**
22	**131**	KINGSTONE			

Weather / Track : Bright / Dry

Snetterton 300: 2.9689 miles
Date: 28/06/2026 Start: 15:30 Finish: 15:44

Results can be found at www.tsl-timing.com

Printed - 15:47 Sunday, 28 June 2026

BMCRC - MRO Championships - Rnd 5 @ Snetterton 300

Helmet City MRO Supersport 600 inc Clubman 600

RACE 14 - STATISTICS

Competitors Started	22
Planned Start	2026-06-28 @ 15:15:00.000
Actual Start	2026-06-28 @ 15:30:42.449
Finish Time	2026-06-28 @ 15:44:24.019
Track Length	2.9689mi.
Total Laps	148
Total Distance Covered	439.3989mi.

Session Fastest Lap History

NO	CL	NAME	LAP TIME	TIME OF DAY	LAP	VEHICLE
91		**Sam HIRST**	**1:56.823**	15:34:41.405	2	Kawasaki ZX-636
91		**Sam HIRST**	**1:56.648**	15:36:38.053	3	Kawasaki ZX-636
134		**Aaron SILVESTER**	**1:56.558**	15:36:38.303	3	Yamaha R6
134		**Aaron SILVESTER**	**1:56.049**	15:38:34.352	4	Yamaha R6

Session Leader History

NO	CL	NAME	FROM LAP	LAPS LED	DISTANCE	VEHICLE
91		**Sam HIRST**	1	3	8.90 miles	Kawasaki ZX-636
134		**Aaron SILVESTER**	4	4	11.87 miles	Yamaha R6

Flag History

TYPE	TIME OF DAY
GREEN	15:30:42.449
FINISH	15:44:24.019

Flag Statistics

TYPE	COUNT	TOTAL LAPS	TOTAL TIME
Green	1	7	15:56.620
Red	0	0	0.000
Safety Car	0	0	0.000
FCY	0	0	0.000

BMCRC - MRO Championships - Rnd 5 @ Snetterton 300

Helmet City MRO Supersport 600 inc Clubman 600

RACE 14 - STATISTICS

CLASS : 13 Starters

Fastest Lap History

NO	NAME	LAP TIME	TIME OF DAY	LAP	VEHICLE
91	**Sam HIRST**	**1:56.823**	15:34:41.405	2	Kawasaki ZX-636
91	**Sam HIRST**	**1:56.648**	15:36:38.053	3	Kawasaki ZX-636
134	**Aaron SILVESTER**	**1:56.558**	15:36:38.303	3	Yamaha R6
134	**Aaron SILVESTER**	**1:56.049**	15:38:34.352	4	Yamaha R6

Leader History

NO	NAME	FROM LAP	LAPS LED	DISTANCE	VEHICLE
91	**Sam HIRST**	1	3	8.90 miles	Kawasaki ZX-636
134	**Aaron SILVESTER**	4	4	11.87 miles	Yamaha R6

BMCRC - MRO Championships - Rnd 5 @ Snetterton 300

Helmet City MRO Supersport 600 inc Clubman 600

RACE 14 - STATISTICS

CLASS : C

9 Starters

Fastest Lap History

NO	NAME	LAP TIME	TIME OF DAY	LAP	VEHICLE
71	**James MAY**	**1:59.130**	15:34:47.488	2	Triumph 765 EVO
96	**William HOWARTH**	**1:59.118**	15:36:49.012	3	Yamaha R6
71	**James MAY**	**1:58.882**	15:38:45.683	4	Triumph 765 EVO
96	**William HOWARTH**	**1:58.338**	15:38:47.350	4	Yamaha R6
96	**William HOWARTH**	**1:58.131**	15:40:45.481	5	Yamaha R6
96	**William HOWARTH**	**1:57.808**	15:42:43.289	6	Yamaha R6

Leader History

NO	NAME	FROM LAP	LAPS LED	DISTANCE	VEHICLE
71	**James MAY**	1	5	14.84 miles	Triumph 765 EVO
96	**William HOWARTH**	6	2	5.93 miles	Yamaha R6





PROPERLY PROTECTED MRO MINITWINS & BMCRC ROOKIE MINITWINS

BMCRC-MRO Championships – Round 5

Snetterton 300

27th / 28th June 2026

TSL SPORTS TIMING
TIMING SOLUTIONS LTD

Timing & Results Provided by Timing Solutions Ltd

www.tsl-timing.com

Snetterton 300 Circuit

Norwich, Norfolk, UK

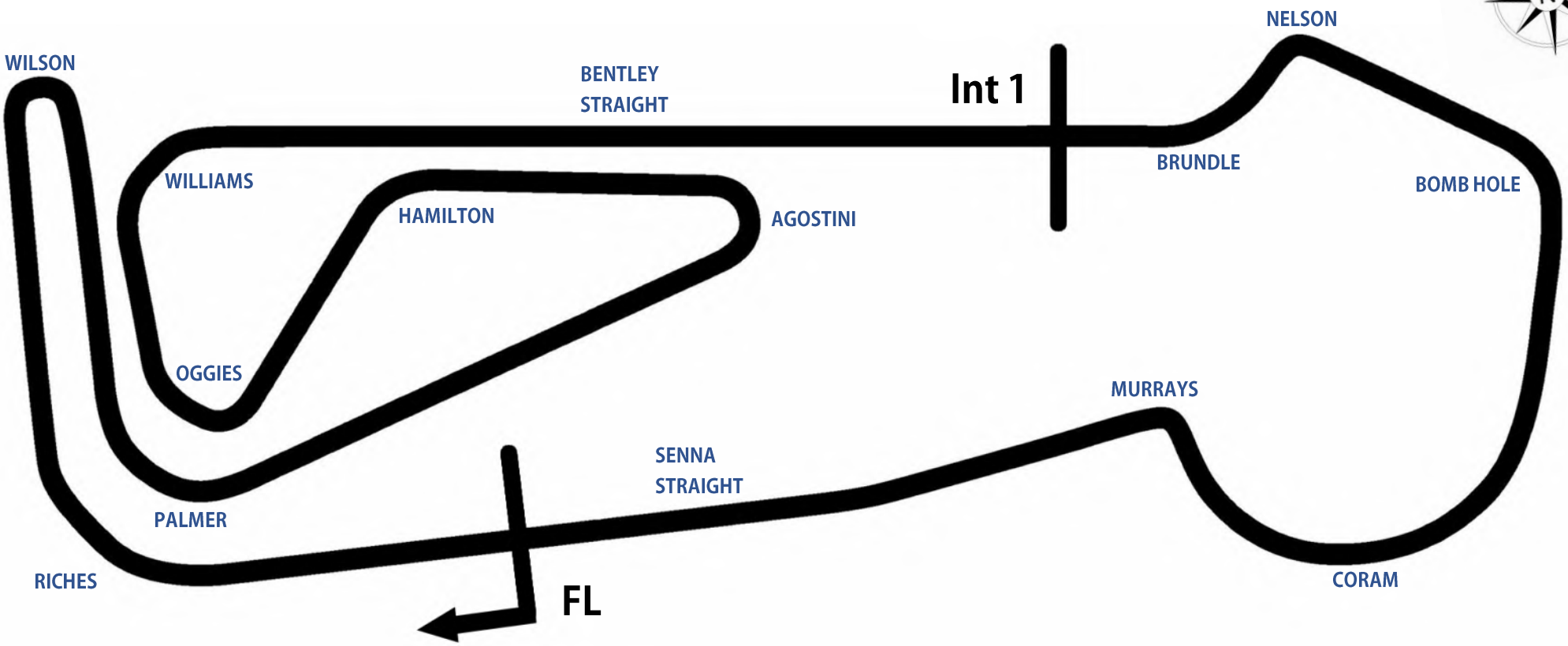

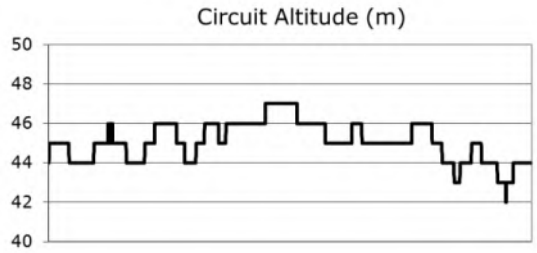

Length	2.9689 miles | 4.778 km | 4778.0 m		
FL		52.46340 N	0.94476 E
Int 1	3198m	52.46617 N	0.94964 E
Pit Entry	4572m	52.46364 N	0.94774 E
Pit Exit	40m after FL	52.46338 N	0.94420 E
Pit Entry - Pit Exit	246m, 17.7S @ 50kph, 14.7s @ 60kph		

Results & Live Timing available at – www.tsl-timing.com

Updated - 14/03/2024 14:52

BMCRC - MRO Championships - Rnd 5 @ Snetterton 300

MRO Minitwins & Rookie Minitwins

QUALIFYING - CLASSIFICATION

POS	NO	CL	PIC	NAME	ENTRY	TIME	ON	LAPS	GAP	DIFF	MPH
1	**660**		1	**Ronnie HARRIS**	Suzuki SV650 - Team Harris Racing	**2:02.841**	3	5			87.00
2	**141**		2	**Bill HARRIS**	Suzuki SV650 - Team Harris Racing	**2:03.603**	3	5	**0.762**	0.762	86.47
3	**66**		3	**Mitch DUCRAN**	Suzuki SV650 - JP Haulage / Black Widow Exhausts	**2:05.543**	2	2	**2.702**	1.940	85.13
4	**27**		4	**Jack BETTIS**	Suzuki SV650 - NB Toolmaking, Upfront Property Servi	**2:06.110**	2	4	**3.269**	0.567	84.75
5	**33**		5	**Steve COSTIN**	Suzuki SV650 - Surrey Motorcycles/ Sublime dsg /Traq	**2:06.166**	3	5	**3.325**	0.056	84.71
6	**112**		6	**James NAGY**	Suzuki SV650 - Nagy Racing	**2:07.181**	5	5	**4.340**	1.015	84.03
7	**11**	RMT	1	**Alfie GARROD**	Suzuki SV650 - ATP Motorsport	**2:07.486**	3	5	**4.645**	0.305	83.83
8	**606**	RMT	2	**Robert BRYANT**	Suzuki SV650 - Flying Colours/ R.B Plumbing & Heatin	**2:07.826**	3	4	**4.985**	0.340	83.61
9	**24**	RMT	3	**Jack NOBLE**	Suzuki SV650 -	**2:07.955**	4	5	**5.114**	0.129	83.53
10	**19**		7	**Kevin LILLEY**	Suzuki SV650 - Trafalgar Cleaning Eqpt. / Steve Jordar	**2:09.178**	4	5	**6.337**	1.223	82.73
11	**79**	RMT	4	**Conor WOLFF**	Suzuki SV650 -	**2:09.218**	5	5	**6.377**	0.040	82.71
12	**140**		8	**Daniel SALES**	Suzuki SV650 - Team Freddie, Vee, & Frank	**2:09.881**	5	5	**7.040**	0.663	82.29
13	**128**	RMT	5	**Brannon WHIBLEY**	Suzuki SV650 -	**2:09.932**	3	5	**7.091**	0.051	82.25
14	**109**		9	**Logan PARSONS**	Suzuki SV650 - IMP Racing & Log Racing	**2:12.116**	4	5	**9.275**	2.184	80.89
15	**511**		10	**William BARRETT**	Suzuki SV650 - RSP Underground Services	**2:13.028**	5	5	**10.187**	0.912	80.34
16	**162**		11	**Max PRIESTLEY**	Suzuki SV650 -	**2:13.635**	4	4	**10.794**	0.607	79.97
17	**369**		12	**Merlin LINDSAY**	Suzuki SV650 -	**2:13.945**	3	5	**11.104**	0.310	79.79
18	**372**		13	**Charlie EAGLING**	Suzuki SV650 - java bean coffee company	**2:14.070**	4	5	**11.229**	0.125	79.72
19	**34**		14	**Andrew JOHNSON**	Suzuki SV650 - Rose & Charlie Racing	**2:14.723**	3	4	**11.882**	0.653	79.33
20	**164**		15	**Adam FEARNLEY**	Suzuki SV650 -	**2:15.503**	4	5	**12.662**	0.780	78.87
21	**36**	RMT	6	**Scott ELLIOTT**	Suzuki SV650 - Sprockets Racing	**2:17.557**	4	5	**14.716**	2.054	77.69
22	**119**		16	**Simon HEALEY**	Suzuki SV650 - Popular Tyres Ltd / Steam Packet	**2:17.928**	3	5	**15.087**	0.371	77.49
23	**51**		17	**Andrew DURANT**	Suzuki SV650 -	**2:19.548**	3	4	**16.707**	1.620	76.59
24	**68**	RMT	7	**Samuel BOYES**	Suzuki SV650 -	**2:26.243**	4	4	**23.402**	6.695	73.08
25	**17**	RMT	8	**Simon FEARNLEY**	Suzuki SV650 - Advanced Driver Training	**2:29.210**	4	4	**26.369**	2.967	71.63
26	**88**	RMT	9	**Lance JORDAN**	Suzuki SV650 -	**2:35.207**	2	3	**32.366**	5.997	68.86
27	**96**		18	**William HOWARTH**	Suzuki SV650 -			0			
28	**166**		19	**Ben KING**	Suzuki SV650 - Stour valley game			0			

Weather / Track : /

These results are provisional until the conclusion of any judicial and technical matters.

Date: 27/06/2026 Start: 10:31 Finish: 10:41

Snetterton 300: 2.9689 miles

Clerk Of Course: Caroline Patterson / Tony MacBride	Timekeeper: Craig Smith	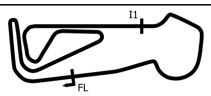

Results can be found at www.tsl-timing.com

Printed - 10:44 Saturday, 27 June 2026

BMCRC - MRO Championships - Rnd 5 @ Snetterton 300

MRO Minitwins & Rookie Minitwins

QUALIFYING - SECTOR ANALYSIS

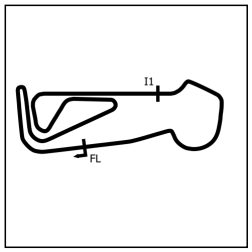

SECTOR 1 = FL to I1, SECTOR 2 = I1 to FL, DIFF = Difference To Personal Best Lap, P = Crossed Finish Line in Pit Lane, D = Time Disallowed

P1 **660** **Ronnie HARRIS** — Suzuki SV650 - Team Harris Racing

IDEAL LAP TIME : 2:02.841 BEST LAP TIME : 2:02.841 DIFFERENCE : 0.000

LAP	SECTOR 1	SECTOR 2	LAP TIME		MPH	DIFF	TIME OF DAY
1 -	1:25.950	41.082	2:07.032		84.13	4.191	10:33:22.211
2 -	1:22.748	40.730	2:03.478	(2)	86.55	0.637	10:35:25.689
3 -	***1:22.249***	***40.592***	***2:02.841***	**(1)**	***87.00***		***10:37:28.530***
4 -	1:22.486	41.444	2:03.930	(3)	86.24	1.089	10:39:32.460
5 -	1:22.800	41.335	2:04.135		86.10	1.294	10:41:36.595

P2 **141** **Bill HARRIS** — Suzuki SV650 - Team Harris Racing

IDEAL LAP TIME : 2:03.603 BEST LAP TIME : 2:03.603 DIFFERENCE : 0.000

LAP	SECTOR 1	SECTOR 2	LAP TIME		MPH	DIFF	TIME OF DAY
1 -	1:27.158	41.203	2:08.361		83.26	4.758	10:33:22.454
2 -	1:23.275	40.839	2:04.114	(3)	86.11	0.511	10:35:26.568
3 -	***1:22.851***	***40.752***	***2:03.603***	**(1)**	***86.47***		***10:37:30.171***
4 -	1:22.872	40.794	2:03.666	(2)	86.42	0.063	10:39:33.837
5 -	1:23.527	41.136	2:04.663		85.73	1.060	10:41:38.500

P3 **66** **Mitch DUCRAN** — Suzuki SV650 - JP Haulage / Black Widow Exhausts

IDEAL LAP TIME : 2:05.543 BEST LAP TIME : 2:05.543 DIFFERENCE : 0.000

LAP	SECTOR 1	SECTOR 2	LAP TIME		MPH	DIFF	TIME OF DAY
1 -	1:26.623	41.964	2:08.587	(2)	83.11	3.044	10:34:40.442
2 -	***1:23.652***	***41.891***	***2:05.543***	**(1)**	***85.13***		***10:36:45.985***
3 -	1:26.002						

P4 **27** **Jack BETTIS** — Suzuki SV650 - NB Toolmaking, Upfront Property Services

IDEAL LAP TIME : 2:06.110 BEST LAP TIME : 2:06.110 DIFFERENCE : 0.000

LAP	SECTOR 1	SECTOR 2	LAP TIME		MPH	DIFF	TIME OF DAY
1 -	1:26.223	42.513	2:08.736	(3)	83.02	2.626	10:33:24.609
2 -	***1:24.187***	***41.923***	***2:06.110***	**(1)**	***84.75***		***10:35:30.719***
3 -	1:24.770	42.026	2:06.796	(2)	84.29	0.686	10:37:37.515
4 -	1:26.565	42.724	2:09.289		82.66	3.179	10:39:46.804
5 -	1:26.072						

P5 **33** **Steve COSTIN** — Suzuki SV650 - Surrey Motorcycles/ Sublime dsg /Traq72 Race

IDEAL LAP TIME : 2:06.152 BEST LAP TIME : 2:06.166 DIFFERENCE : 0.014

LAP	SECTOR 1	SECTOR 2	LAP TIME		MPH	DIFF	TIME OF DAY
1 -	1:26.743	42.533	2:09.276		82.67	3.110	10:33:24.478
2 -	1:24.811	***41.580***	2:06.391	(2)	84.56	0.225	10:35:30.869
3 -	***1:24.572***	41.594	***2:06.166***	**(1)**	***84.71***		***10:37:37.035***
4 -	1:27.247	42.610	2:09.857		82.30	3.691	10:39:46.892
5 -	1:25.503	42.221	2:07.724	(3)	83.68	1.558	10:41:54.616

P6 **112** **James NAGY** — Suzuki SV650 - Nagy Racing

IDEAL LAP TIME : 2:06.526 BEST LAP TIME : 2:07.181 DIFFERENCE : 0.655

LAP	SECTOR 1	SECTOR 2	LAP TIME		MPH	DIFF	TIME OF DAY
1 -	1:28.174	42.889	2:11.063		81.54	3.882	10:33:26.350
2 -	1:25.161	42.525	2:07.686		83.70	0.505	10:35:34.036
3 -	1:25.114	42.259	2:07.373	(3)	83.91	0.192	10:37:41.409
4 -	1:25.287	***41.895***	2:07.182	(2)	84.03	0.001	10:39:48.591
5 -	***1:24.631***	42.550	***2:07.181***	**(1)**	***84.03***		***10:41:55.772***

BMCRC - MRO Championships - Rnd 5 @ Snetterton 300

MRO Minitwins & Rookie Minitwins

QUALIFYING - SECTOR ANALYSIS

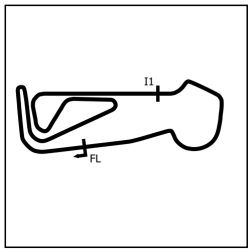

SECTOR 1 = FL to I1, SECTOR 2 = I1 to FL, DIFF = Difference To Personal Best Lap, P = Crossed Finish Line in Pit Lane, D = Time Disallowed

P7 11 RMT Alfie GARROD — Suzuki SV650 - ATP Motorsport

IDEAL LAP TIME : 2:07.352 BEST LAP TIME : 2:07.486 DIFFERENCE : 0.134

LAP	SECTOR 1	SECTOR 2	LAP TIME		MPH	DIFF	TIME OF DAY
1 -	1:27.211	43.591	2:10.802		81.71	3.316	10:33:27.000
2 -	1:25.576	43.011	2:08.587		83.11	1.101	10:35:35.587
3 -	1:24.992	***42.494***	***2:07.486***	***(1)***	***83.83***		***10:37:43.073***
4 -	***1:24.858***	42.675	2:07.533	**(2)**	83.80	0.047	10:39:50.606
5 -	1:24.966	43.590	2:08.556	**(3)**	83.13	1.070	10:41:59.162

P8 606 RMT Robert BRYANT — Suzuki SV650 - Flying Colours/ R.B Plumbing & Heating

IDEAL LAP TIME : 2:07.478 BEST LAP TIME : 2:07.826 DIFFERENCE : 0.348

LAP	SECTOR 1	SECTOR 2	LAP TIME		MPH	DIFF	TIME OF DAY
1 -	1:28.831	44.763	2:13.594		80.00	5.768	10:35:15.896
2 -	1:26.453	42.845	2:09.298	**(3)**	82.66	1.472	10:37:25.194
3 -	1:25.545	***42.281***	***2:07.826***	***(1)***	***83.61***		***10:39:33.020***
4 -	***1:25.197***	42.812	2:08.009	**(2)**	83.49	0.183	10:41:41.029

P9 24 RMT Jack NOBLE — Suzuki SV650 -

IDEAL LAP TIME : 2:07.469 BEST LAP TIME : 2:07.955 DIFFERENCE : 0.486

LAP	SECTOR 1	SECTOR 2	LAP TIME		MPH	DIFF	TIME OF DAY
1 -	1:29.558	43.330	2:12.888		80.42	4.933	10:33:33.190
2 -	1:26.451	43.516	2:09.967	**(3)**	82.23	2.012	10:35:43.157
3 -	1:25.526	***42.514***	2:08.040	**(2)**	83.47	0.085	10:37:51.197
4 -	***1:24.955***	43.000	***2:07.955***	***(1)***	***83.53***		***10:39:59.152***
5 -	1:27.632	42.743	2:10.375		81.97	2.420	10:42:09.527

P10 19 Kevin LILLEY — Suzuki SV650 - Trafalgar Cleaning Eqpt. / Steve Jordan Motorcy

IDEAL LAP TIME : 2:09.083 BEST LAP TIME : 2:09.178 DIFFERENCE : 0.095

LAP	SECTOR 1	SECTOR 2	LAP TIME		MPH	DIFF	TIME OF DAY
1 -	1:32.616	44.204	2:16.820		78.11	7.642	10:33:43.749
2 -	1:28.079	43.144	2:11.223		81.44	2.045	10:35:54.972
3 -	1:26.029	43.627	2:09.656	**(3)**	82.43	0.478	10:38:04.628
4 -	1:26.074	***43.104***	***2:09.178***	***(1)***	***82.73***		***10:40:13.806***
5 -	***1:25.979***	43.396	2:09.375	**(2)**	82.61	0.197	10:42:23.181

P11 79 RMT Conor WOLFF — Suzuki SV650 -

IDEAL LAP TIME : 2:09.218 BEST LAP TIME : 2:09.218 DIFFERENCE : 0.000

LAP	SECTOR 1	SECTOR 2	LAP TIME		MPH	DIFF	TIME OF DAY
1 -	1:29.075	43.447	2:12.522		80.65	3.304	10:33:29.158
2 -	1:27.219	43.650	2:10.869		81.67	1.651	10:35:40.027
3 -	1:26.312	43.567	2:09.879	**(2)**	82.29	0.661	10:37:49.906
4 -	1:27.184	43.055	2:10.239	**(3)**	82.06	1.021	10:40:00.145
5 -	***1:26.257***	***42.961***	***2:09.218***	***(1)***	***82.71***		***10:42:09.363***

P12 140 Daniel SALES — Suzuki SV650 - Team Freddie, Vee, & Frank

IDEAL LAP TIME : 2:09.881 BEST LAP TIME : 2:09.881 DIFFERENCE : 0.000

LAP	SECTOR 1	SECTOR 2	LAP TIME		MPH	DIFF	TIME OF DAY
1 -	1:35.948	45.710	2:21.658		75.44	11.777	10:33:55.833
2 -	1:27.498	43.834	2:11.332		81.38	1.451	10:36:07.165
3 -	1:26.705	43.783	2:10.488	**(2)**	81.90	0.607	10:38:17.653
4 -	1:26.891	43.866	2:10.757	**(3)**	81.74	0.876	10:40:28.410
5 -	***1:26.427***	***43.454***	***2:09.881***	***(1)***	***82.29***		***10:42:38.291***

BMCRC - MRO Championships - Rnd 5 @ Snetterton 300

MRO Minitwins & Rookie Minitwins

QUALIFYING - SECTOR ANALYSIS

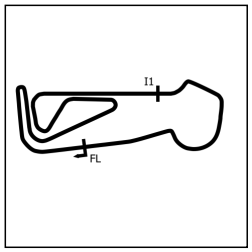

SECTOR 1 = FL to I1, SECTOR 2 = I1 to FL, DIFF = Difference To Personal Best Lap, P = Crossed Finish Line in Pit Lane, D = Time Disallowed

P13 128 RMT Brannon WHIBLEY

Suzuki SV650 -

IDEAL LAP TIME : 2:09.730 BEST LAP TIME : 2:09.932 DIFFERENCE : 0.202

LAP	SECTOR 1	SECTOR 2	LAP TIME	MPH	DIFF	TIME OF DAY
1 -	1:29.518	43.769	2:13.287	80.18	3.355	10:33:31.162
2 -	1:28.038	43.544	2:11.582	81.22	1.650	10:35:42.744
3 -	1:26.849	***43.083***	***2:09.932*** **(1)**	***82.25***		***10:37:52.676***
4 -	***1:26.647***	43.998	2:10.645 **(2)**	81.81	0.713	10:40:03.321
5 -	1:27.653	43.773	2:11.426 **(3)**	81.32	1.494	10:42:14.747

P14 109 Logan PARSONS

Suzuki SV650 - IMP Racing & Log Racing

IDEAL LAP TIME : 2:12.116 BEST LAP TIME : 2:12.116 DIFFERENCE : 0.000

LAP	SECTOR 1	SECTOR 2	LAP TIME	MPH	DIFF	TIME OF DAY
1 -	1:34.706	45.838	2:20.544	76.04	8.428	10:33:41.890
2 -	1:30.132	44.936	2:15.068	79.13	2.952	10:35:56.958
3 -	1:28.715	44.212	2:12.927 **(3)**	80.40	0.811	10:38:09.885
4 -	***1:28.004***	***44.112***	***2:12.116*** **(1)**	***80.89***		***10:40:22.001***
5 -	1:28.263	44.527	2:12.790 **(2)**	80.48	0.674	10:42:34.791

P15 511 William BARRETT

Suzuki SV650 - RSP Underground Services

IDEAL LAP TIME : 2:13.028 BEST LAP TIME : 2:13.028 DIFFERENCE : 0.000

LAP	SECTOR 1	SECTOR 2	LAP TIME	MPH	DIFF	TIME OF DAY
1 -	1:35.401	46.229	2:21.630	75.46	8.602	10:34:16.440
2 -	1:31.220	47.044	2:18.264	77.30	5.236	10:36:34.704
3 -	1:30.184	44.332	2:14.516 **(3)**	79.45	1.488	10:38:49.220
4 -	1:29.404	44.663	2:14.067 **(2)**	79.72	1.039	10:41:03.287
5 -	***1:28.855***	***44.173***	***2:13.028*** **(1)**	***80.34***		***10:43:16.315***

P16 162 Max PRIESTLEY

Suzuki SV650 -

IDEAL LAP TIME : 2:13.635 BEST LAP TIME : 2:13.635 DIFFERENCE : 0.000

LAP	SECTOR 1	SECTOR 2	LAP TIME	MPH	DIFF	TIME OF DAY
1 -	1:32.196	45.288	2:17.484	77.74	3.849	10:34:28.526
2 -	1:29.959	44.596	2:14.555 **(3)**	79.43	0.920	10:36:43.081
3 -	1:29.908	44.407	2:14.315 **(2)**	79.57	0.680	10:38:57.396
4 -	***1:29.639***	***43.996***	***2:13.635*** **(1)**	***79.97***		***10:41:11.031***

P17 369 Merlin LINDSAY

Suzuki SV650 -

IDEAL LAP TIME : 2:13.945 BEST LAP TIME : 2:13.945 DIFFERENCE : 0.000

LAP	SECTOR 1	SECTOR 2	LAP TIME	MPH	DIFF	TIME OF DAY
1 -	1:33.879	45.700	2:19.579	76.57	5.634	10:33:36.365
2 -	1:30.527	45.080	2:15.607 **(3)**	78.81	1.662	10:35:51.972
3 -	***1:28.925***	***45.020***	***2:13.945*** **(1)**	***79.79***		***10:38:05.917***
4 -	1:29.704	46.324	2:16.028	78.57	2.083	10:40:21.945
5 -	1:29.733	45.626	2:15.359 **(2)**	78.96	1.414	10:42:37.304

P18 372 Charlie EAGLING

Suzuki SV650 - java bean coffee company

IDEAL LAP TIME : 2:13.847 BEST LAP TIME : 2:14.070 DIFFERENCE : 0.223

LAP	SECTOR 1	SECTOR 2	LAP TIME	MPH	DIFF	TIME OF DAY
1 -	1:35.144	46.281	2:21.425	75.57	7.355	10:33:39.653
2 -	1:30.532	44.840	2:15.372	78.95	1.302	10:35:55.025
3 -	1:29.459	44.613	2:14.072 **(2)**	79.71	0.002	10:38:09.097
4 -	1:29.621	***44.449***	***2:14.070*** **(1)**	***79.72***		***10:40:23.167***
5 -	***1:29.398***	44.802	2:14.200 **(3)**	79.64	0.130	10:42:37.367

BMCRC - MRO Championships - Rnd 5 @ Snetterton 300

MRO Minitwins & Rookie Minitwins

QUALIFYING - SECTOR ANALYSIS

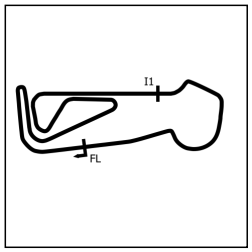

SECTOR 1 = FL to I1, SECTOR 2 = I1 to FL, DIFF = Difference To Personal Best Lap, P = Crossed Finish Line in Pit Lane, D = Time Disallowed

P19 34 Andrew JOHNSON — Suzuki SV650 - Rose & Charlie Racing

IDEAL LAP TIME : 2:14.653 BEST LAP TIME : 2:14.723 DIFFERENCE : 0.070

LAP	SECTOR 1	SECTOR 2	LAP TIME	MPH	DIFF	TIME OF DAY
1 -	1:33.329	46.270	2:19.599	76.56	4.876	10:34:16.237
2 -	1:30.242	46.140	2:16.382 (3)	78.36	1.659	10:36:32.619
3 -	***1:29.929***	44.794	***2:14.723 (1)***	***79.33***		***10:38:47.342***
4 -	1:30.833	***44.724***	2:15.557 (2)	78.84	0.834	10:41:02.899
5 -	1:32.163					

P20 164 Adam FEARNLEY — Suzuki SV650 -

IDEAL LAP TIME : 2:15.102 BEST LAP TIME : 2:15.503 DIFFERENCE : 0.401

LAP	SECTOR 1	SECTOR 2	LAP TIME	MPH	DIFF	TIME OF DAY
1 -	1:34.699	46.179	2:20.878	75.86	5.375	10:34:08.923
2 -	1:32.706	45.383	2:18.089	77.39	2.586	10:36:27.012
3 -	1:31.280	***44.430***	2:15.710 (3)	78.75	0.207	10:38:42.722
4 -	***1:30.672***	44.831	***2:15.503 (1)***	***78.87***		***10:40:58.225***
5 -	1:30.932	44.653	2:15.585 (2)	78.82	0.082	10:43:13.810

P21 36 RMT Scott ELLIOTT — Suzuki SV650 - Sprockets Racing

IDEAL LAP TIME : 2:17.257 BEST LAP TIME : 2:17.557 DIFFERENCE : 0.300

LAP	SECTOR 1	SECTOR 2	LAP TIME	MPH	DIFF	TIME OF DAY
1 -	1:34.027	47.134	2:21.161	75.71	3.604	10:33:41.877
2 -	1:31.324	46.363	2:17.687 (2)	77.62	0.130	10:35:59.564
3 -	1:31.759	46.342	2:18.101	77.39	0.544	10:38:17.665
4 -	***1:30.968***	46.589	***2:17.557 (1)***	***77.69***		***10:40:35.222***
5 -	1:31.474	***46.289***	2:17.763 (3)	77.58	0.206	10:42:52.985

P22 119 Simon HEALEY — Suzuki SV650 - Popular Tyres Ltd / Steam Packet

IDEAL LAP TIME : 2:17.898 BEST LAP TIME : 2:17.928 DIFFERENCE : 0.030

LAP	SECTOR 1	SECTOR 2	LAP TIME	MPH	DIFF	TIME OF DAY
1 -	1:34.255	47.815	2:22.070	75.23	4.142	10:34:03.709
2 -	1:31.558	46.620	2:18.178 (2)	77.35	0.250	10:36:21.887
3 -	***1:31.398***	46.530	***2:17.928 (1)***	***77.49***		***10:38:39.815***
4 -	1:32.277	46.841	2:19.118	76.82	1.190	10:40:58.933
5 -	1:32.028	***46.500***	2:18.528 (3)	77.15	0.600	10:43:17.461

P23 51 Andrew DURANT — Suzuki SV650 -

IDEAL LAP TIME : 2:19.383 BEST LAP TIME : 2:19.548 DIFFERENCE : 0.165

LAP	SECTOR 1	SECTOR 2	LAP TIME	MPH	DIFF	TIME OF DAY
1 -	1:36.063	47.556	2:23.619	74.41	4.071	10:33:43.780
2 -	1:32.844	***46.823***	2:19.667 (2)	76.52	0.119	10:36:03.447
3 -	***1:32.560***	46.988	***2:19.548 (1)***	***76.59***		***10:38:22.995***
4 -	1:33.336	47.049	2:20.385 (3)	76.13	0.837	10:40:43.380
5 -	1:33.747					

P24 68 RMT Samuel BOYES — Suzuki SV650 -

IDEAL LAP TIME : 2:26.243 BEST LAP TIME : 2:26.243 DIFFERENCE : 0.000

LAP	SECTOR 1	SECTOR 2	LAP TIME	MPH	DIFF	TIME OF DAY
1 -	1:46.841	53.579	2:40.420	66.62	14.177	10:34:06.269
2 -	1:39.677	53.613	2:33.290 (3)	69.72	7.047	10:36:39.559
3 -	1:42.183	50.249	2:32.432 (2)	70.11	6.189	10:39:11.991
4 -	***1:36.902***	***49.341***	***2:26.243 (1)***	***73.08***		***10:41:38.234***

BMCRC - MRO Championships - Rnd 5 @ Snetterton 300

MRO Minitwins & Rookie Minitwins

QUALIFYING - SECTOR ANALYSIS

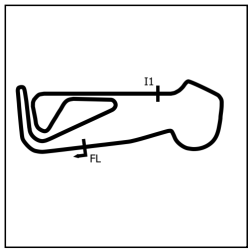

SECTOR 1 = FL to I1, SECTOR 2 = I1 to FL, DIFF = Difference To Personal Best Lap, P = Crossed Finish Line in Pit Lane, D = Time Disallowed

P25 17 RMT Simon FEARNLEY Suzuki SV650 - Advanced Driver Training

IDEAL LAP TIME : 2:29.210 BEST LAP TIME : 2:29.210 DIFFERENCE : 0.000

LAP	SECTOR 1	SECTOR 2	LAP TIME	MPH	DIFF	TIME OF DAY
1 -	1:45.497	51.457	2:36.954	68.09	7.744	10:34:30.499
2 -	1:40.211	51.008	2:31.219 **(3)**	70.67	2.009	10:37:01.718
3 -	1:41.229	49.838	2:31.067 **(2)**	70.75	1.857	10:39:32.785
4 -	***1:40.027***	***49.183***	***2:29.210*** **(1)**	***71.63***		***10:42:01.995***

P26 88 RMT Lance JORDAN Suzuki SV650 -

IDEAL LAP TIME : 2:35.207 BEST LAP TIME : 2:35.207 DIFFERENCE : 0.000

LAP	SECTOR 1	SECTOR 2	LAP TIME	MPH	DIFF	TIME OF DAY
1 -	1:46.081	53.595	2:39.676 **(3)**	66.93	4.469	10:34:03.950
2 -	***1:41.815***	***53.392***	***2:35.207*** **(1)**	***68.86***		***10:36:39.157***
3 -	1:42.911	53.401	2:36.312 **(2)**	68.37	1.105	10:39:15.469
4 -	1:43.249					

P27 96 William HOWARTH Suzuki SV650 -

IDEAL LAP TIME : BEST LAP TIME : DIFFERENCE :

LAP	SECTOR 1	SECTOR 2	LAP TIME	MPH	DIFF	TIME OF DAY
1 -	***1:25.749***					

P28 166 Ben KING Suzuki SV650 - Stour valley game

IDEAL LAP TIME : BEST LAP TIME : DIFFERENCE :

LAP	SECTOR 1	SECTOR 2	LAP TIME	MPH	DIFF	TIME OF DAY
1 -	***1:40.621***					

BMCRC - MRO Championships - Rnd 5 @ Snetterton 300

MRO Minitwins & Rookie Minitwins

QUALIFYING - BEST SECTORS

	SECTOR 1		SECTOR 2	
POS	NO	TIME	NO	TIME
1	660	**1:22.249**	660	**40.592**
2	141	**1:22.851**	141	**40.752**
3	66	**1:23.652**	33	**41.580**
4	27	**1:24.187**	66	**41.891**
5	33	**1:24.572**	112	**41.895**
6	112	**1:24.631**	27	**41.923**
7	11	**1:24.858**	606	**42.281**
8	24	**1:24.955**	11	**42.494**
9	606	**1:25.197**	24	**42.514**
10	96	**1:25.749**	79	**42.961**
11	19	**1:25.979**	128	**43.083**
12	79	**1:26.257**	19	**43.104**
13	140	**1:26.427**	140	**43.454**
14	128	**1:26.647**	162	**43.996**
15	109	**1:28.004**	109	**44.112**
16	511	**1:28.855**	511	**44.173**
17	369	**1:28.925**	164	**44.430**
18	372	**1:29.398**	372	**44.449**
19	162	**1:29.639**	34	**44.724**
20	34	**1:29.929**	369	**45.020**
21	164	**1:30.672**	36	**46.289**
22	36	**1:30.968**	119	**46.500**
23	119	**1:31.398**	51	**46.823**
24	51	**1:32.560**	17	**49.183**
25	68	**1:36.902**	68	**49.341**
26	17	**1:40.027**	88	**53.392**
27	166	**1:40.621**		
28	88	**1:41.815**		

IDEAL / BEST COMPARISON

PERFECT LAP 2:02.841

POS	NO	NAME	IDEAL	BEST	DIFF
1	**660**	HARRIS	2:02.841	2:02.841	**0.000**
2	**141**	HARRIS	2:03.603	2:03.603	**0.000**
3	**66**	DUCRAN	2:05.543	2:05.543	**0.000**
4	**27**	BETTIS	2:06.110	2:06.110	**0.000**
5	**33**	COSTIN	2:06.152	2:06.166	**0.014**
6	**112**	NAGY	2:06.526	2:07.181	**0.655**
7	**11**	GARROD	2:07.352	2:07.486	**0.134**
8	**24**	NOBLE	2:07.469	2:07.955	**0.486**
9	**606**	BRYANT	2:07.478	2:07.826	**0.348**
10	**19**	LILLEY	2:09.083	2:09.178	**0.095**
11	**79**	WOLFF	2:09.218	2:09.218	**0.000**
12	**128**	WHIBLEY	2:09.730	2:09.932	**0.202**
13	**140**	SALES	2:09.881	2:09.881	**0.000**
14	**109**	PARSONS	2:12.116	2:12.116	**0.000**
15	**511**	BARRETT	2:13.028	2:13.028	**0.000**
16	**162**	PRIESTLEY	2:13.635	2:13.635	**0.000**
17	**372**	EAGLING	2:13.847	2:14.070	**0.223**
18	**369**	LINDSAY	2:13.945	2:13.945	**0.000**
19	**34**	JOHNSON	2:14.653	2:14.723	**0.070**
20	**164**	FEARNLEY	2:15.102	2:15.503	**0.401**
21	**36**	ELLIOTT	2:17.257	2:17.557	**0.300**
22	**119**	HEALEY	2:17.898	2:17.928	**0.030**
23	**51**	DURANT	2:19.383	2:19.548	**0.165**
24	**68**	BOYES	2:26.243	2:26.243	**0.000**
25	**17**	FEARNLEY	2:29.210	2:29.210	**0.000**
26	**88**	JORDAN	2:35.207	2:35.207	**0.000**

Weather / Track : /

Snetterton 300: 2.9689 miles
Date: 27/06/2026 Start: 10:31 Finish: 10:41

Results can be found at www.tsl-timing.com

Printed - 10:44 Saturday, 27 June 2026

BMCRC - MRO Championships - Rnd 5 @ Snetterton 300

MRO Minitwins & Rookie Minitwins

QUALIFYING - STATISTICS

Competitors Started	28
Planned Start	2026-06-27 @ 10:30:00.000
Actual Start	2026-06-27 @ 10:31:03.079
Finish Time	2026-06-27 @ 10:41:08.131
Track Length	2.9689mi.
Total Laps	118
Total Distance Covered	350.3315mi.

Session Fastest Lap History

NO	CL	NAME	LAP TIME	TIME OF DAY	LAP	VEHICLE
660		**Ronnie HARRIS**	**2:07.032**	10:33:22.211	1	Suzuki SV650
660		**Ronnie HARRIS**	**2:03.478**	10:35:25.689	2	Suzuki SV650
660		**Ronnie HARRIS**	**2:02.841**	10:37:28.530	3	Suzuki SV650

Flag History

TYPE	TIME OF DAY
GREEN	10:31:03.079
FINISH	10:41:08.131

Flag Statistics

TYPE	COUNT	TOTAL LAPS	TOTAL TIME
Green	1	5	12:53.638
Red	0	0	0.000
Safety Car	0	0	0.000
FCY	0	0	0.000

BMCRC - MRO Championships - Rnd 5 @ Snetterton 300

MRO Minitwins & Rookie Minitwins

QUALIFYING - STATISTICS

CLASS : 19 Starters

Fastest Lap History

NO	NAME	LAP TIME	TIME OF DAY	LAP	VEHICLE
660	**Ronnie HARRIS**	**2:07.032**	10:33:22.211	1	Suzuki SV650
660	**Ronnie HARRIS**	**2:03.478**	10:35:25.689	2	Suzuki SV650
660	**Ronnie HARRIS**	**2:02.841**	10:37:28.530	3	Suzuki SV650

BMCRC - MRO Championships - Rnd 5 @ Snetterton 300

MRO Minitwins & Rookie Minitwins

QUALIFYING - STATISTICS

CLASS : RMT

9 Starters

Fastest Lap History

NO	NAME	LAP TIME	TIME OF DAY	LAP	VEHICLE
11	**Alfie GARROD**	**2:10.802**	10:33:27.000	1	Suzuki SV650
11	**Alfie GARROD**	**2:08.587**	10:35:35.587	2	Suzuki SV650
11	**Alfie GARROD**	**2:07.486**	10:37:43.073	3	Suzuki SV650

BMCRC - MRO Championships - Rnd 5 @ Snetterton 300

MRO Minitwins & Rookie Minitwins

RACE 7 - GRID (5 Laps)



These results are provisional until the conclusion of any judicial and technical matters.

Snetterton 300: 2.9689 miles

Clerk Of Course: Caroline Patterson / Tony MacBride	Timekeeper: Craig Smith	

Results can be found at www.tsl-timing.com

Printed - 10:45 Saturday, 27 June 2026

BMCRC - MRO Championships - Rnd 5 @ Snetterton 300

MRO Minitwins & Rookie Minitwins

RACE 7 - CLASSIFICATION

Race Distance: 5 Laps / 14.84 miles

POS	NO	CL	PIC	NAME	ENTRY	LAPS	TIME	GAP	DIFF	MPH	BEST	ON	GRD	↑↓
1	660		1	Ronnie HARRIS	Suzuki SV650 - Team Harris Racing	5	10:22.677			85.82	2:03.684	5	1	0
2	141		2	Bill HARRIS	Suzuki SV650 - Team Harris Racing	5	10:25.675	2.998	2.998	85.41	2:03.956	5	2	0
3	66		3	Mitch DUCRAN	Suzuki SV650 - JP Haulage / Black Widow Exhausts	5	10:32.184	9.507	6.509	84.53	2:04.884	3	3	0
4	27		4	Jack BETTIS	Suzuki SV650 - NB Toolmaking, Upfront Property Services	5	10:32.891	10.214	0.707	84.43	2:04.965	3	4	0
5	112		5	James NAGY	Suzuki SV650 - Nagy Racing	5	10:41.556	18.879	8.665	83.29	2:06.361	4	6	1
6	24	RMT	1	Jack NOBLE	Suzuki SV650 -	5	10:43.233	20.556	1.677	83.08	2:06.497	3	9	3
7	33		6	Steve COSTIN	Suzuki SV650 - Surrey Motorcycles/ Sublime dsg /Traq72 Ra	5	10:50.241	27.564	7.008	82.18	2:06.414	5	5	-2
8	96		7	William HOWARTH	Suzuki SV650 -	5	10:51.581	28.904	1.340	82.01	2:07.603	5	27	19
9	19		8	Kevin LILLEY	Suzuki SV650 - Trafalgar Cleaning Eqpt. / Steve Jordan Mot	5	10:54.043	31.366	2.462	81.70	2:07.317	5	10	1
10	79	RMT	2	Conor WOLFF	Suzuki SV650 -	5	10:56.777	34.100	2.734	81.36	2:09.510	4	11	1
11	140		9	Daniel SALES	Suzuki SV650 - Team Freddie, Vee, & Frank	5	10:59.817	37.140	3.040	80.99	2:09.574	3	12	1
12	162		10	Max PRIESTLEY	Suzuki SV650 -	5	11:13.169	50.492	13.352	79.38	2:11.681	5	16	4
13	511		11	William BARRETT	Suzuki SV650 - RSP Underground Services	5	11:13.747	51.070	0.578	79.31	2:11.305	5	15	2
14	109		12	Logan PARSONS	Suzuki SV650 - IMP Racing & Log Racing	5	11:17.327	54.650	3.580	78.89	2:13.209	5	14	0
15	164		13	Adam FEARNLEY	Suzuki SV650 -	5	11:17.339	54.662	0.012	78.89	2:13.161	4	20	5
16	34		14	Andrew JOHNSON	Suzuki SV650 - Rose & Charlie Racing	5	11:20.768	58.091	3.429	78.50	2:13.723	5	19	3
17	369		15	Merlin LINDSAY	Suzuki SV650 -	5	11:23.717	1:01.040	2.949	78.16	2:12.949	4	17	0
18	372		16	Charlie EAGLING	Suzuki SV650 - java bean coffee company	5	11:27.165	1:04.488	3.448	77.76	2:14.742	5	18	0
19	119		17	Simon HEALEY	Suzuki SV650 - Popular Tyres Ltd / Steam Packet	5	11:28.365	1:05.688	1.200	77.63	2:15.066	5	22	3
20	36	RMT	3	Scott ELLIOTT	Suzuki SV650 - Sprockets Racing	5	11:38.150	1:15.473	9.785	76.54	2:16.864	5	21	1
21	51		18	Andrew DURANT	Suzuki SV650 -	5	11:38.778	1:16.101	0.628	76.47	2:16.899	5	23	2
22	17	RMT	4	Simon FEARNLEY	Suzuki SV650 - Advanced Driver Training	5	12:36.068	2:13.391	57.290	70.68	2:26.937	5	25	3
23	68	RMT	5	Samuel BOYES	Suzuki SV650 -	5	12:36.396	2:13.719	0.328	70.65	2:25.163	5	24	1
24	88	RMT	6	Lance JORDAN	Suzuki SV650 -	5	12:45.289	2:22.612	8.893	69.83	2:29.390	4	26	2

NOT CLASSIFIED

DNF	11	RMT		Alfie GARROD	Suzuki SV650 - ATP Motorsport	0							7	
DNF	606	RMT		Robert BRYANT	Suzuki SV650 - Flying Colours/ R.B Plumbing & Heating	0							8	
DNF	166			Ben KING	Suzuki SV650 - Stour valley game	0							28	

FASTEST LAP

660		Ronnie HARRIS	Suzuki SV650 - Team Harris Racing	5	2:03.684	86.41 mph	139.07 kph	
24	RMT	Jack NOBLE	Suzuki SV650 -	3	2:06.497	84.49 mph	135.97 kph	

Class - 92.5% of Race Speed = 79.38 mph
Class RMT - 92.5% of Race Speed = 76.84 mph

Weather / Track : Bright / Dry
These results are provisional until the conclusion of any judicial and technical matters.

Date: 27/06/2026 Start: 14:12 Finish: 14:23
Snetterton 300: 2.9689 miles

Clerk Of Course: Caroline Patterson / Tony MacBride	Timekeeper: Craig Smith	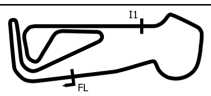

Results can be found at www.tsl-timing.com

Printed - 14:29 Saturday, 27 June 2026

BMCRC - MRO Championships - Rnd 5 @ Snetterton 300

MRO Minitwins & Rookie Minitwins

RACE 7 - LAP CHART

LAP 1 @ 14:15:06.485

NO	BEHIND	LAP TIME
660		2:07.695
141	1.102	2:08.797
66	2.469	2:10.164
27	2.950	2:10.645
112	6.887	2:14.582
24	7.675	2:15.370
96	7.978	2:15.673
79	9.495	2:17.190
140	10.003	2:17.698
19	11.932	2:19.627
33	13.580	2:21.275
109	13.655	2:21.350
34	14.604	2:22.299
511	15.102	2:22.797
164	15.623	2:23.318
162	16.068	2:23.763
372	16.555	2:24.250
119	17.481	2:25.176
369	18.892	2:26.587
36	19.566	2:27.261
51	20.348	2:28.043
17	30.731	2:38.426
88	31.475	2:39.170
68	32.299	2:39.994

LAP 2 @ 14:17:10.231

NO	BEHIND	LAP TIME
660		2:03.746
141	1.896	2:04.540
66	3.625	2:04.902
27	4.173	2:04.969
112	10.067	2:06.926
24	11.078	2:07.149
96	13.578	2:09.346
79	16.375	2:10.626
140	16.952	2:10.695
33	16.968	2:07.134
19	16.981	2:08.795
162	24.818	2:12.496
109	24.959	2:15.050
164	25.418	2:13.541
511	25.658	2:14.302
34	26.746	2:15.888
372	29.297	2:16.488
119	29.586	2:15.851
369	30.346	2:15.200
36	33.686	2:17.866
51	34.556	2:17.954
17	1:00.428	2:33.443
88	1:00.711	2:32.982
68	1:01.517	2:32.964

LAP 3 @ 14:19:14.016

NO	BEHIND	LAP TIME
660		2:03.785
141	2.132	2:04.021
66	4.724	2:04.884
27	5.353	2:04.965
112	13.297	2:07.015
24	13.790	2:06.497
96	19.875	2:10.082
33	20.549	2:07.366
19	22.294	2:09.098
79	22.374	2:09.784
140	22.741	2:09.574
162	33.602	2:12.569
511	34.742	2:12.869
109	35.596	2:14.422
164	35.715	2:14.082
34	37.342	2:14.381
372	41.329	2:15.817
369	41.501	2:14.940
119	42.329	2:16.528
36	48.005	2:18.104
51	48.770	2:17.999
17	1:25.192	2:28.549
88	1:26.564	2:29.638
68	1:27.548	2:29.816

LAP 4 @ 14:21:17.783

NO	BEHIND	LAP TIME
660		2:03.767
141	2.726	2:04.361
66	7.053	2:06.096
27	7.639	2:06.053
112	15.891	2:06.361
24	17.015	2:06.992
33	24.834	2:08.052
96	24.985	2:08.877
19	27.733	2:09.206
79	28.117	2:09.510
140	29.578	2:10.604
162	42.495	2:12.660
511	43.449	2:12.474
164	45.109	2:13.161
109	45.125	2:13.296
34	48.052	2:14.477
369	50.683	2:12.949
372	53.430	2:15.868
119	54.306	2:15.744
36	1:02.293	2:18.055
51	1:02.886	2:17.883
17	1:50.138	2:28.713
88	1:52.187	2:29.390
68	1:52.240	2:28.459

LAP 5 @ 14:23:21.467

NO	BEHIND	LAP TIME
660		2:03.684
141	2.998	2:03.956
66	9.507	2:06.138
27	10.214	2:06.259
112	18.879	2:06.672
24	20.556	2:07.225
33	27.564	2:06.414
96	28.904	2:07.603
19	31.366	2:07.317
79	34.100	2:09.667
140	37.140	2:11.246
162	50.492	2:11.681
511	51.070	2:11.305
109	54.650	2:13.209
164	54.662	2:13.237
34	58.091	2:13.723
369	1:01.040	2:14.041
372	1:04.488	2:14.742
119	1:05.688	2:15.066
36	1:15.473	2:16.864
51	1:16.101	2:16.899
17	2:13.391	2:26.937
68	2:13.719	2:25.163
88	2:22.612	2:34.109

Weather / Track : Bright / Dry

Snetterton 300: 2.9689 miles
Date: 27/06/2026 Start: 14:12 Finish: 14:23

Results can be found at www.tsl-timing.com

Printed - 14:28 Saturday, 27 June 2026

BMCRC - MRO Championships - Rnd 5 @ Snetterton 300

MRO Minitwins & Rookie Minitwins

RACE 7 - POSITION CHART

No	Name	Lap Pos	1	2	3	4	5
660	HARRIS	1	660	660	660	660	660
141	HARRIS	2	141	141	141	141	141
66	DUCRAN	3	66	66	66	66	66
27	BETTIS	4	27	27	27	27	27
33	COSTIN	5	112	112	112	112	112
112	NAGY	6	24	24	24	24	24
11	GARROD	7	96	96	96	33	33
606	BRYANT	8	79	79	33	96	96
24	NOBLE	9	140	140	19	19	19
19	LILLEY	10	19	33	79	79	79
79	WOLFF	11	33	19	140	140	140
140	SALES	12	109	162	162	162	162
109	PARSONS	13	34	109	511	511	511
511	BARRETT	14	511	164	109	164	109
162	PRIESTLEY	15	164	511	164	109	164
369	LINDSAY	16	162	34	34	34	34
372	EAGLING	17	372	372	372	369	369
34	JOHNSON	18	119	119	369	372	372
164	FEARNLEY	19	369	369	119	119	119
36	ELLIOTT	20	36	36	36	36	36
119	HEALEY	21	51	51	51	51	51
51	DURANT	22	17	17	17	17	17
68	BOYES	23	88	88	88	88	68
17	FEARNLEY	24	68	68	68	68	88
88	JORDAN	25					
96	HOWARTH	26					
166	KING	27					

Weather / Track : Bright / Dry

Snetterton 300: 2.9689 miles
Date: 27/06/2026 Start: 14:12 Finish: 14:23

Results can be found at www.tsl-timing.com

Printed - 14:29 Saturday, 27 June 2026

BMCRC - MRO Championships - Rnd 5 @ Snetterton 300

MRO Minitwins & Rookie Minitwins

RACE 7 - SECTOR ANALYSIS

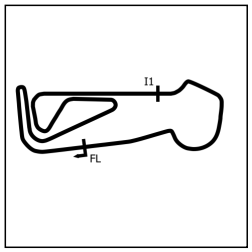

SECTOR 1 = FL to I1, SECTOR 2 = I1 to FL, DIFF = Difference To Personal Best Lap, P = Crossed Finish Line in Pit Lane, D = Time Disallowed

P1 660 Ronnie HARRIS — Suzuki SV650 - Team Harris Racing

IDEAL LAP TIME : 2:03.381 BEST LAP TIME : 2:03.684 DIFFERENCE : 0.303

LAP	SECTOR 1	SECTOR 2	LAP TIME		MPH	DIFF	TIME OF DAY
1 -		***40.625***	2:07.695		83.70	4.011	14:15:06.485
2 -	1:22.866	40.880	2:03.746	**(2)**	86.37	0.062	14:17:10.231
3 -	1:22.782	41.003	2:03.785		86.34	0.101	14:19:14.016
4 -	1:22.851	40.916	2:03.767	**(3)**	86.35	0.083	14:21:17.783
5 -	***1:22.756***	40.928	***2:03.684***	***(1)***	***86.41***		***14:23:21.467***

P2 141 Bill HARRIS — Suzuki SV650 - Team Harris Racing

IDEAL LAP TIME : 2:03.499 BEST LAP TIME : 2:03.956 DIFFERENCE : 0.457

LAP	SECTOR 1	SECTOR 2	LAP TIME		MPH	DIFF	TIME OF DAY
1 -		41.050	2:08.797		82.98	4.841	14:15:07.587
2 -	1:23.341	41.199	2:04.540		85.82	0.584	14:17:12.127
3 -	1:23.032	***40.989***	2:04.021	**(2)**	86.17	0.065	14:19:16.148
4 -	1:22.935	41.426	2:04.361	**(3)**	85.94	0.405	14:21:20.509
5 -	***1:22.510***	41.446	***2:03.956***	***(1)***	***86.22***		***14:23:24.465***

P3 66 Mitch DUCRAN — Suzuki SV650 - JP Haulage / Black Widow Exhausts

IDEAL LAP TIME : 2:04.820 BEST LAP TIME : 2:04.884 DIFFERENCE : 0.064

LAP	SECTOR 1	SECTOR 2	LAP TIME		MPH	DIFF	TIME OF DAY
1 -		***41.517***	2:10.164		82.11	5.280	14:15:08.954
2 -	***1:23.303***	41.599	2:04.902	**(2)**	85.57	0.018	14:17:13.856
3 -	1:23.315	41.569	***2:04.884***	***(1)***	***85.58***		***14:19:18.740***
4 -	1:24.284	41.812	2:06.096	**(3)**	84.76	1.212	14:21:24.836
5 -	1:23.991	42.147	2:06.138		84.73	1.254	14:23:30.974

P4 27 Jack BETTIS — Suzuki SV650 - NB Toolmaking, Upfront Property Services

IDEAL LAP TIME : 2:04.807 BEST LAP TIME : 2:04.965 DIFFERENCE : 0.158

LAP	SECTOR 1	SECTOR 2	LAP TIME		MPH	DIFF	TIME OF DAY
1 -		41.748	2:10.645		81.81	5.680	14:15:09.435
2 -	***1:23.491***	41.478	2:04.969	**(2)**	85.52	0.004	14:17:14.404
3 -	1:23.649	***41.316***	***2:04.965***	***(1)***	***85.52***		***14:19:19.369***
4 -	1:24.303	41.750	2:06.053	**(3)**	84.79	1.088	14:21:25.422
5 -	1:24.338	41.921	2:06.259		84.65	1.294	14:23:31.681

P5 112 James NAGY — Suzuki SV650 - Nagy Racing

IDEAL LAP TIME : 2:06.361 BEST LAP TIME : 2:06.361 DIFFERENCE : 0.000

LAP	SECTOR 1	SECTOR 2	LAP TIME		MPH	DIFF	TIME OF DAY
1 -		42.376	2:14.582		79.41	8.221	14:15:13.372
2 -	1:24.750	42.176	2:06.926	**(3)**	84.20	0.565	14:17:20.298
3 -	1:25.128	41.887	2:07.015		84.14	0.654	14:19:27.313
4 -	***1:24.555***	***41.806***	***2:06.361***	***(1)***	***84.58***		***14:21:33.674***
5 -	1:24.608	42.064	2:06.672	**(2)**	84.37	0.311	14:23:40.346

P6 24 RMT Jack NOBLE — Suzuki SV650 -

IDEAL LAP TIME : 2:06.351 BEST LAP TIME : 2:06.497 DIFFERENCE : 0.146

LAP	SECTOR 1	SECTOR 2	LAP TIME		MPH	DIFF	TIME OF DAY
1 -		42.371	2:15.370		78.95	8.873	14:15:14.160
2 -	1:24.774	42.375	2:07.149	**(3)**	84.05	0.652	14:17:21.309
3 -	***1:24.373***	42.124	***2:06.497***	***(1)***	***84.49***		***14:19:27.806***
4 -	1:25.014	***41.978***	2:06.992	**(2)**	84.16	0.495	14:21:34.798
5 -	1:24.752	42.473	2:07.225		84.00	0.728	14:23:42.023

Weather / Track : Bright / Dry

Snetterton 300: 2.9689 miles
Date: 27/06/2026 Start: 14:12 Finish: 14:23

BMCRC - MRO Championships - Rnd 5 @ Snetterton 300

MRO Minitwins & Rookie Minitwins

RACE 7 - SECTOR ANALYSIS

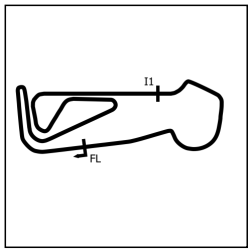

SECTOR 1 = FL to I1, SECTOR 2 = I1 to FL, DIFF = Difference To Personal Best Lap, P = Crossed Finish Line in Pit Lane, D = Time Disallowed

P7 33 Steve COSTIN — Suzuki SV650 - Surrey Motorcycles/ Sublime dsg /Traq72 Race

IDEAL LAP TIME : 2:06.243 BEST LAP TIME : 2:06.414 DIFFERENCE : 0.171

LAP	SECTOR 1	SECTOR 2	LAP TIME		MPH	DIFF	TIME OF DAY
1 -		42.557	2:21.275		75.65	14.861	14:15:20.065
2 -	1:25.047	42.087	2:07.134	(2)	84.06	0.720	14:17:27.199
3 -	1:25.717	***41.649***	2:07.366	(3)	83.91	0.952	14:19:34.565
4 -	1:25.733	42.319	2:08.052		83.46	1.638	14:21:42.617
5 -	***1:24.594***	41.820	***2:06.414***	**(1)**	***84.54***		***14:23:49.031***

P8 96 William HOWARTH — Suzuki SV650 -

IDEAL LAP TIME : 2:07.465 BEST LAP TIME : 2:07.603 DIFFERENCE : 0.138

LAP	SECTOR 1	SECTOR 2	LAP TIME		MPH	DIFF	TIME OF DAY
1 -		42.726	2:15.673		78.77	8.070	14:15:14.463
2 -	1:25.798	43.548	2:09.346	(3)	82.63	1.743	14:17:23.809
3 -	1:26.693	43.389	2:10.082		82.16	2.479	14:19:33.891
4 -	1:26.397	***42.480***	2:08.877	(2)	82.93	1.274	14:21:42.768
5 -	***1:24.985***	42.618	***2:07.603***	**(1)**	***83.76***		***14:23:50.371***

P9 19 Kevin LILLEY — Suzuki SV650 - Trafalgar Cleaning Eqpt. / Steve Jordan Motorcy

IDEAL LAP TIME : 2:07.317 BEST LAP TIME : 2:07.317 DIFFERENCE : 0.000

LAP	SECTOR 1	SECTOR 2	LAP TIME		MPH	DIFF	TIME OF DAY
1 -		44.456	2:19.627		76.54	12.310	14:15:18.417
2 -	1:25.198	43.597	2:08.795	(2)	82.98	1.478	14:17:27.212
3 -	1:26.043	43.055	2:09.098	(3)	82.79	1.781	14:19:36.310
4 -	1:26.723	42.483	2:09.206		82.72	1.889	14:21:45.516
5 -	***1:25.006***	***42.311***	***2:07.317***	**(1)**	***83.94***		***14:23:52.833***

P10 79 RMT Conor WOLFF — Suzuki SV650 -

IDEAL LAP TIME : 2:09.476 BEST LAP TIME : 2:09.510 DIFFERENCE : 0.034

LAP	SECTOR 1	SECTOR 2	LAP TIME		MPH	DIFF	TIME OF DAY
1 -		43.163	2:17.190		77.90	7.680	14:15:15.980
2 -	1:26.821	43.805	2:10.626		81.82	1.116	14:17:26.606
3 -	***1:26.401***	43.383	2:09.784	(3)	82.35	0.274	14:19:36.390
4 -	1:26.435	***43.075***	***2:09.510***	**(1)**	***82.52***		***14:21:45.900***
5 -	1:26.443	43.224	2:09.667	(2)	82.42	0.157	14:23:55.567

P11 140 Daniel SALES — Suzuki SV650 - Team Freddie, Vee, & Frank

IDEAL LAP TIME : 2:09.560 BEST LAP TIME : 2:09.574 DIFFERENCE : 0.014

LAP	SECTOR 1	SECTOR 2	LAP TIME		MPH	DIFF	TIME OF DAY
1 -		***43.206***	2:17.698		77.61	8.124	14:15:16.488
2 -	1:26.481	44.214	2:10.695	(3)	81.77	1.121	14:17:27.183
3 -	***1:26.354***	43.220	***2:09.574***	**(1)**	***82.48***		***14:19:36.757***
4 -	1:26.931	43.673	2:10.604	(2)	81.83	1.030	14:21:47.361
5 -	1:27.154	44.092	2:11.246		81.43	1.672	14:23:58.607

P12 162 Max PRIESTLEY — Suzuki SV650 -

IDEAL LAP TIME : 2:11.681 BEST LAP TIME : 2:11.681 DIFFERENCE : 0.000

LAP	SECTOR 1	SECTOR 2	LAP TIME		MPH	DIFF	TIME OF DAY
1 -		44.703	2:23.763		74.34	12.082	14:15:22.553
2 -	1:28.739	43.757	2:12.496	(2)	80.66	0.815	14:17:35.049
3 -	1:28.666	43.903	2:12.569	(3)	80.62	0.888	14:19:47.618
4 -	1:28.873	43.787	2:12.660		80.56	0.979	14:22:00.278
5 -	***1:27.932***	***43.749***	***2:11.681***	**(1)**	***81.16***		***14:24:11.959***

BMCRC - MRO Championships - Rnd 5 @ Snetterton 300

MRO Minitwins & Rookie Minitwins

RACE 7 - SECTOR ANALYSIS

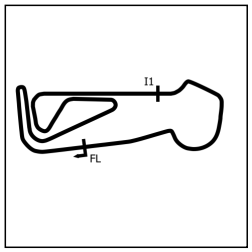

SECTOR 1 = FL to I1, SECTOR 2 = I1 to FL, DIFF = Difference To Personal Best Lap, P = Crossed Finish Line in Pit Lane, D = Time Disallowed

P13 **511** **William BARRETT** Suzuki SV650 - RSP Underground Services

IDEAL LAP TIME : 2:11.305 BEST LAP TIME : 2:11.305 DIFFERENCE : 0.000

LAP	SECTOR 1	SECTOR 2	LAP TIME	MPH	DIFF	TIME OF DAY
1 -		44.615	2:22.797	74.84	11.492	14:15:21.587
2 -	1:29.754	44.548	2:14.302	79.58	2.997	14:17:35.889
3 -	1:28.798	44.071	2:12.869 (3)	80.44	1.564	14:19:48.758
4 -	1:28.495	43.979	2:12.474 (2)	80.68	1.169	14:22:01.232
5 -	***1:27.875***	***43.430***	***2:11.305 (1)***	***81.39***		***14:24:12.537***

P14 **109** **Logan PARSONS** Suzuki SV650 - IMP Racing & Log Racing

IDEAL LAP TIME : 2:13.034 BEST LAP TIME : 2:13.209 DIFFERENCE : 0.175

LAP	SECTOR 1	SECTOR 2	LAP TIME	MPH	DIFF	TIME OF DAY
1 -		45.146	2:21.350	75.61	8.141	14:15:20.140
2 -	1:29.054	45.996	2:15.050	79.14	1.841	14:17:35.190
3 -	1:29.511	44.911	2:14.422 (3)	79.51	1.213	14:19:49.612
4 -	***1:28.408***	44.888	2:13.296 (2)	80.18	0.087	14:22:02.908
5 -	1:28.583	***44.626***	***2:13.209 (1)***	***80.23***		***14:24:16.117***

P15 **164** **Adam FEARNLEY** Suzuki SV650 -

IDEAL LAP TIME : 2:12.639 BEST LAP TIME : 2:13.161 DIFFERENCE : 0.522

LAP	SECTOR 1	SECTOR 2	LAP TIME	MPH	DIFF	TIME OF DAY
1 -		44.376	2:23.318	74.57	10.157	14:15:22.108
2 -	1:29.183	44.358	2:13.541 (3)	80.03	0.380	14:17:35.649
3 -	1:30.041	***44.041***	2:14.082	79.71	0.921	14:19:49.731
4 -	***1:28.598***	44.563	***2:13.161 (1)***	***80.26***		***14:22:02.892***
5 -	1:28.817	44.420	2:13.237 (2)	80.21	0.076	14:24:16.129

P16 **34** **Andrew JOHNSON** Suzuki SV650 - Rose & Charlie Racing

IDEAL LAP TIME : 2:13.560 BEST LAP TIME : 2:13.723 DIFFERENCE : 0.163

LAP	SECTOR 1	SECTOR 2	LAP TIME	MPH	DIFF	TIME OF DAY
1 -		44.847	2:22.299	75.11	8.576	14:15:21.089
2 -	1:31.368	44.520	2:15.888	78.65	2.165	14:17:36.977
3 -	1:30.277	***44.104***	2:14.381 (2)	79.53	0.658	14:19:51.358
4 -	1:30.062	44.415	2:14.477 (3)	79.47	0.754	14:22:05.835
5 -	***1:29.456***	44.267	***2:13.723 (1)***	***79.92***		***14:24:19.558***

P17 **369** **Merlin LINDSAY** Suzuki SV650 -

IDEAL LAP TIME : 2:12.949 BEST LAP TIME : 2:12.949 DIFFERENCE : 0.000

LAP	SECTOR 1	SECTOR 2	LAP TIME	MPH	DIFF	TIME OF DAY
1 -		45.650	2:26.587	72.91	13.638	14:15:25.377
2 -	1:30.221	44.979	2:15.200	79.05	2.251	14:17:40.577
3 -	1:29.877	45.063	2:14.940 (3)	79.20	1.991	14:19:55.517
4 -	***1:28.716***	***44.233***	***2:12.949 (1)***	***80.39***		***14:22:08.466***
5 -	1:29.062	44.979	2:14.041 (2)	79.73	1.092	14:24:22.507

P18 **372** **Charlie EAGLING** Suzuki SV650 - java bean coffee company

IDEAL LAP TIME : 2:14.548 BEST LAP TIME : 2:14.742 DIFFERENCE : 0.194

LAP	SECTOR 1	SECTOR 2	LAP TIME	MPH	DIFF	TIME OF DAY
1 -		45.396	2:24.250	74.09	9.508	14:15:23.040
2 -	1:30.564	45.924	2:16.488	78.30	1.746	14:17:39.528
3 -	1:30.811	45.006	2:15.817 (2)	78.69	1.075	14:19:55.345
4 -	1:30.982	***44.886***	2:15.868 (3)	78.66	1.126	14:22:11.213
5 -	***1:29.662***	45.080	***2:14.742 (1)***	***79.32***		***14:24:25.955***

BMCRC - MRO Championships - Rnd 5 @ Snetterton 300

MRO Minitwins & Rookie Minitwins

RACE 7 - SECTOR ANALYSIS

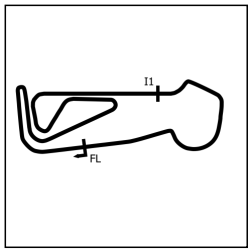

SECTOR 1 = FL to I1, SECTOR 2 = I1 to FL, DIFF = Difference To Personal Best Lap, P = Crossed Finish Line in Pit Lane, D = Time Disallowed

P19 119 Simon HEALEY — Suzuki SV650 - Popular Tyres Ltd / Steam Packet

IDEAL LAP TIME : 2:14.895 BEST LAP TIME : 2:15.066 DIFFERENCE : 0.171

LAP	SECTOR 1	SECTOR 2	LAP TIME		MPH	DIFF	TIME OF DAY
1 -		45.497	2:25.176		73.62	10.110	14:15:23.966
2 -	1:30.208	45.643	2:15.851	(3)	78.67	0.785	14:17:39.817
3 -	1:30.559	45.969	2:16.528		78.28	1.462	14:19:56.345
4 -	1:30.523	***45.221***	2:15.744	(2)	78.73	0.678	14:22:12.089
5 -	***1:29.674***	45.392	***2:15.066***	(1)	***79.13***		***14:24:27.155***

P20 36 RMT Scott ELLIOTT — Suzuki SV650 - Sprockets Racing

IDEAL LAP TIME : 2:16.526 BEST LAP TIME : 2:16.864 DIFFERENCE : 0.338

LAP	SECTOR 1	SECTOR 2	LAP TIME		MPH	DIFF	TIME OF DAY
1 -		46.516	2:27.261		72.57	10.397	14:15:26.051
2 -	***1:31.082***	46.784	2:17.866	(2)	77.52	1.002	14:17:43.917
3 -	1:31.500	46.604	2:18.104		77.39	1.240	14:20:02.021
4 -	1:31.800	46.255	2:18.055	(3)	77.41	1.191	14:22:20.076
5 -	1:31.420	***45.444***	***2:16.864***	(1)	***78.09***		***14:24:36.940***

P21 51 Andrew DURANT — Suzuki SV650 -

IDEAL LAP TIME : 2:16.871 BEST LAP TIME : 2:16.899 DIFFERENCE : 0.028

LAP	SECTOR 1	SECTOR 2	LAP TIME		MPH	DIFF	TIME OF DAY
1 -		46.875	2:28.043		72.19	11.144	14:15:26.833
2 -	1:32.007	45.947	2:17.954	(3)	77.47	1.055	14:17:44.787
3 -	***1:31.415***	46.584	2:17.999		77.45	1.100	14:20:02.786
4 -	1:31.570	46.313	2:17.883	(2)	77.51	0.984	14:22:20.669
5 -	1:31.443	***45.456***	***2:16.899***	(1)	***78.07***		***14:24:37.568***

P22 17 RMT Simon FEARNLEY — Suzuki SV650 - Advanced Driver Training

IDEAL LAP TIME : 2:26.937 BEST LAP TIME : 2:26.937 DIFFERENCE : 0.000

LAP	SECTOR 1	SECTOR 2	LAP TIME		MPH	DIFF	TIME OF DAY
1 -		50.675	2:38.426		67.46	11.489	14:15:37.216
2 -	1:42.193	51.250	2:33.443		69.65	6.506	14:18:10.659
3 -	1:39.437	49.112	2:28.549	(2)	71.94	1.612	14:20:39.208
4 -	1:39.435	49.278	2:28.713	(3)	71.87	1.776	14:23:07.921
5 -	***1:37.938***	***48.999***	***2:26.937***	(1)	***72.73***		***14:25:34.858***

P23 68 RMT Samuel BOYES — Suzuki SV650 -

IDEAL LAP TIME : 2:25.163 BEST LAP TIME : 2:25.163 DIFFERENCE : 0.000

LAP	SECTOR 1	SECTOR 2	LAP TIME		MPH	DIFF	TIME OF DAY
1 -		51.583	2:39.994		66.80	14.831	14:15:38.784
2 -	1:40.279	52.685	2:32.964		69.87	7.801	14:18:11.748
3 -	1:39.275	50.541	2:29.816	(3)	71.34	4.653	14:20:41.564
4 -	1:37.929	50.530	2:28.459	(2)	71.99	3.296	14:23:10.023
5 -	***1:36.051***	***49.112***	***2:25.163***	(1)	***73.62***		***14:25:35.186***

P24 88 RMT Lance JORDAN — Suzuki SV650 -

IDEAL LAP TIME : 2:28.798 BEST LAP TIME : 2:29.390 DIFFERENCE : 0.592

LAP	SECTOR 1	SECTOR 2	LAP TIME		MPH	DIFF	TIME OF DAY
1 -		51.168	2:39.170		67.14	9.780	14:15:37.960
2 -	1:41.102	51.880	2:32.982	(3)	69.86	3.592	14:18:10.942
3 -	1:39.631	***50.007***	2:29.638	(2)	71.42	0.248	14:20:40.580
4 -	***1:38.791***	50.599	***2:29.390***	(1)	***71.54***		***14:23:09.970***
5 -	1:41.385	52.724	2:34.109		69.35	4.719	14:25:44.079

Weather / Track : Bright / Dry

Snetterton 300: 2.9689 miles
Date: 27/06/2026 Start: 14:12 Finish: 14:23

BMCRC - MRO Championships - Rnd 5 @ Snetterton 300

MRO Minitwins & Rookie Minitwins

RACE 7 - SECTOR ANALYSIS

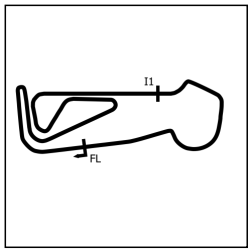

SECTOR 1 = FL to I1, SECTOR 2 = I1 to FL, DIFF = Difference To Personal Best Lap, P = Crossed Finish Line in Pit Lane, D = Time Disallowed

P27 **166** **Ben KING** Suzuki SV650 - Stour valley game

IDEAL LAP TIME : BEST LAP TIME : DIFFERENCE :

LAP	SECTOR 1	SECTOR 2	LAP TIME	MPH	DIFF	TIME OF DAY
1 -						

BMCRC - MRO Championships - Rnd 5 @ Snetterton 300

MRO Minitwins & Rookie Minitwins

RACE 7 - BEST SECTORS

	SECTOR 1		SECTOR 2	
POS	NO	TIME	NO	TIME
1	**141**	**1:22.510**	**660**	**40.625**
2	**660**	**1:22.756**	**141**	**40.989**
3	**66**	**1:23.303**	**27**	**41.316**
4	**27**	**1:23.491**	**66**	**41.517**
5	**24**	**1:24.373**	**33**	**41.649**
6	**112**	**1:24.555**	**112**	**41.806**
7	**33**	**1:24.594**	**24**	**41.978**
8	**96**	**1:24.985**	**19**	**42.311**
9	**19**	**1:25.006**	**96**	**42.480**
10	**140**	**1:26.354**	**79**	**43.075**
11	**79**	**1:26.401**	**140**	**43.206**
12	**511**	**1:27.875**	**511**	**43.430**
13	**162**	**1:27.932**	**162**	**43.749**
14	**109**	**1:28.408**	**164**	**44.041**
15	**164**	**1:28.598**	**34**	**44.104**
16	**369**	**1:28.716**	**369**	**44.233**
17	**34**	**1:29.456**	**109**	**44.626**
18	**372**	**1:29.662**	**372**	**44.886**
19	**119**	**1:29.674**	**119**	**45.221**
20	**36**	**1:31.082**	**36**	**45.444**
21	**51**	**1:31.415**	**51**	**45.456**
22	**68**	**1:36.051**	**17**	**48.999**
23	**17**	**1:37.938**	**68**	**49.112**
24	**88**	**1:38.791**	**88**	**50.007**
25				
26				
27				

IDEAL / BEST COMPARISON

PERFECT LAP 2:03.135

POS	NO	NAME	IDEAL	BEST	DIFF
1	**660**	HARRIS	2:03.381	2:03.684	**0.303**
2	**141**	HARRIS	2:03.499	2:03.956	**0.457**
3	**27**	BETTIS	2:04.807	2:04.965	**0.158**
4	**66**	DUCRAN	2:04.820	2:04.884	**0.064**
5	**33**	COSTIN	2:06.243	2:06.414	**0.171**
6	**24**	NOBLE	2:06.351	2:06.497	**0.146**
7	**112**	NAGY	2:06.361	2:06.361	**0.000**
8	**19**	LILLEY	2:07.317	2:07.317	**0.000**
9	**96**	HOWARTH	2:07.465	2:07.603	**0.138**
10	**79**	WOLFF	2:09.476	2:09.510	**0.034**
11	**140**	SALES	2:09.560	2:09.574	**0.014**
12	**511**	BARRETT	2:11.305	2:11.305	**0.000**
13	**162**	PRIESTLEY	2:11.681	2:11.681	**0.000**
14	**164**	FEARNLEY	2:12.639	2:13.161	**0.522**
15	**369**	LINDSAY	2:12.949	2:12.949	**0.000**
16	**109**	PARSONS	2:13.034	2:13.209	**0.175**
17	**34**	JOHNSON	2:13.560	2:13.723	**0.163**
18	**372**	EAGLING	2:14.548	2:14.742	**0.194**
19	**119**	HEALEY	2:14.895	2:15.066	**0.171**
20	**36**	ELLIOTT	2:16.526	2:16.864	**0.338**
21	**51**	DURANT	2:16.871	2:16.899	**0.028**
22	**68**	BOYES	2:25.163	2:25.163	**0.000**
23	**17**	FEARNLEY	2:26.937	2:26.937	**0.000**
24	**88**	JORDAN	2:28.798	2:29.390	**0.592**

Weather / Track : Bright / Dry

Snetterton 300: 2.9689 miles
Date: 27/06/2026 Start: 14:12 Finish: 14:23

Results can be found at www.tsl-timing.com

Printed - 14:28 Saturday, 27 June 2026

BMCRC - MRO Championships - Rnd 5 @ Snetterton 300

MRO Minitwins & Rookie Minitwins

RACE 7 - STATISTICS

Competitors Started	27
Planned Start	2026-06-27 @ 14:20:00.000
Actual Start	2026-06-27 @ 14:12:58.790
Finish Time	2026-06-27 @ 14:23:21.466
Track Length	2.9689mi.
Total Laps	120
Total Distance Covered	356.2693mi.

Session Fastest Lap History

NO	CL	NAME	LAP TIME	TIME OF DAY	LAP	VEHICLE
660		**Ronnie HARRIS**	**2:03.746**	14:17:10.231	2	Suzuki SV650
660		**Ronnie HARRIS**	**2:03.684**	14:23:21.467	5	Suzuki SV650

Session Leader History

NO	CL	NAME	FROM LAP	LAPS LED	DISTANCE	VEHICLE
660		**Ronnie HARRIS**	1	5	14.84 miles	Suzuki SV650

Flag History

TYPE	TIME OF DAY
GREEN	14:12:58.790
FINISH	14:23:21.466

Flag Statistics

TYPE	COUNT	TOTAL LAPS	TOTAL TIME
Green	1	5	12:57.583
Red	0	0	0.000
Safety Car	0	0	0.000
FCY	0	0	0.000

BMCRC - MRO Championships - Rnd 5 @ Snetterton 300

MRO Minitwins & Rookie Minitwins

RACE 7 - STATISTICS

CLASS : 19 Starters

Fastest Lap History

NO	NAME	LAP TIME	TIME OF DAY	LAP	VEHICLE
660	**Ronnie HARRIS**	**2:03.746**	14:17:10.231	2	Suzuki SV650
660	**Ronnie HARRIS**	**2:03.684**	14:23:21.467	5	Suzuki SV650

Leader History

NO	NAME	FROM LAP	LAPS LED	DISTANCE	VEHICLE
660	**Ronnie HARRIS**	1	5	14.84 miles	Suzuki SV650

BMCRC - MRO Championships - Rnd 5 @ Snetterton 300

MRO Minitwins & Rookie Minitwins

RACE 7 - STATISTICS

CLASS : RMT

8 Starters

Fastest Lap History

NO	NAME	LAP TIME	TIME OF DAY	LAP	VEHICLE
24	**Jack NOBLE**	**2:07.149**	14:17:21.309	2	Suzuki SV650
24	**Jack NOBLE**	**2:06.497**	14:19:27.806	3	Suzuki SV650

Leader History

NO	NAME	FROM LAP	LAPS LED	DISTANCE	VEHICLE
24	**Jack NOBLE**	1	5	14.84 miles	Suzuki SV650

Weather / Track : Bright / Dry

Snetterton 300: 2.9689 miles
Date: 27/06/2026 Start: 14:12 Finish: 14:23

BMCRC - MRO Championships - Rnd 5 @ Snetterton 300

MRO Minitwins & Rookie Minitwins

RACE 16 - GRID (5 Laps)



These results are provisional until the conclusion of any judicial and technical matters.

Snetterton 300: 2.9689 miles

Clerk Of Course: Caroline Patterson / Tony MacBride	Timekeeper: Craig Smith	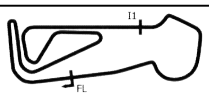

Results can be found at www.tsl-timing.com

Printed - 14:30 Saturday, 27 June 2026

BMCRC - MRO Championships - Rnd 5 @ Snetterton 300

MRO Minitwins & Rookie Minitwins

RACE 16 - CLASSIFICATION

Race Distance: 3 Laps / 8.90 miles

POS	NO	CL	PIC	NAME	ENTRY	LAPS	TIME	GAP	DIFF	MPH	BEST	ON	GRD	↑↓
1	660		1	Ronnie HARRIS	Suzuki SV650 - Team Harris Racing	3	6:16.701			85.11	2:03.382	2	1	0
2	141		2	Bill HARRIS	Suzuki SV650 - Team Harris Racing	3	6:17.083	0.382	0.382	85.03	2:03.643	2	2	0
3	33		3	Steve COSTIN	Suzuki SV650 - Surrey Motorcycles/ Sublime dsg /Traq72 Ra	3	6:22.095	5.394	5.012	83.91	2:05.185	2	6	3
4	112		4	James NAGY	Suzuki SV650 - Nagy Racing	3	6:22.221	5.520	0.126	83.88	2:05.126	2	5	1
5	66		5	Mitch DUCRAN	Suzuki SV650 - JP Haulage / Black Widow Exhausts	3	6:26.171	9.470	3.950	83.03	2:06.588	2	3	-2
6	96		6	William HOWARTH	Suzuki SV650 -	3	6:26.700	9.999	0.529	82.91	2:06.744	2	9	3
7	24	RMT	1	Jack NOBLE	Suzuki SV650 -	3	6:27.101	10.400	0.401	82.83	2:06.124	2	7	0
8	606	RMT	2	Robert BRYANT	Suzuki SV650 - Flying Colours/ R.B Plumbing & Heating	3	6:29.399	12.698	2.298	82.34	2:08.092	3	14	6
9	79	RMT	3	Conor WOLFF	Suzuki SV650 -	3	6:32.535	15.834	3.136	81.68	2:08.246	2	10	1
10	140		7	Daniel SALES	Suzuki SV650 - Team Freddie, Vee, & Frank	3	6:33.362	16.661	0.827	81.51	2:08.768	2	11	1
11	162		8	Max PRIESTLEY	Suzuki SV650 -	3	6:41.595	24.894	8.233	79.84	2:11.552	3	15	4
12	511		9	William BARRETT	Suzuki SV650 - RSP Underground Services	3	6:41.975	25.274	0.380	79.76	2:11.881	2	12	0
13	128	RMT	4	Brannon WHIBLEY	Suzuki SV650 -	3	6:43.763	27.062	1.788	79.41	2:11.410	2	28	15
14	164		10	Adam FEARNLEY	Suzuki SV650 -	3	6:44.968	28.267	1.205	79.17	2:12.013	3	17	3
15	109		11	Logan PARSONS	Suzuki SV650 - IMP Racing & Log Racing	3	6:46.877	30.176	1.909	78.80	2:13.307	2	18	3
16	369		12	Merlin LINDSAY	Suzuki SV650 -	3	6:46.979	30.278	0.102	78.78	2:12.716	3	16	0
17	34		13	Andrew JOHNSON	Suzuki SV650 - Rose & Charlie Racing	3	6:48.988	32.287	2.009	78.39	2:13.648	3	19	2
18	372		14	Charlie EAGLING	Suzuki SV650 - java bean coffee company	3	6:50.826	34.125	1.838	78.04	2:12.970	3	20	2
19	119		15	Simon HEALEY	Suzuki SV650 - Popular Tyres Ltd / Steam Packet	3	6:57.282	40.581	6.456	76.84	2:16.432	2	21	2
20	51		16	Andrew DURANT	Suzuki SV650 -	3	7:01.042	44.341	3.760	76.15	2:17.242	2	23	3
21	36	RMT	5	Scott ELLIOTT	Suzuki SV650 - Sprockets Racing	3	7:04.059	47.358	3.017	75.61	2:17.150	2	22	1
22	68	RMT	6	Samuel BOYES	Suzuki SV650 -	3	7:17.904	1:01.203	13.845	73.22	2:22.111	3	24	2
23	17	RMT	7	Simon FEARNLEY	Suzuki SV650 - Advanced Driver Training	3	7:28.564	1:11.863	10.660	71.48	2:26.327	3	25	2
24	88	RMT	8	Lance JORDAN	Suzuki SV650 -	3	7:59.824	1:43.123	31.260	66.82	2:39.985	3	26	2

FASTEST LAP

660		Ronnie HARRIS	Suzuki SV650 - Team Harris Racing	2	2:03.382	86.62 mph	139.41 kph
24	RMT	Jack NOBLE	Suzuki SV650 -	2	2:06.124	84.74 mph	136.38 kph

Class - 92.5% of Race Speed = 78.72 mph
Class RMT - 92.5% of Race Speed = 76.61 mph

Weather / Track : Cloudy / Dry
These results are provisional until the conclusion of any judicial and technical matters.

Date: 27/06/2026 Start: 17:31 Finish: 17:37
Snetterton 300: 2.9689 miles

Clerk Of Course: Caroline Patterson / Tony MacBride	Timekeeper: Craig Smith	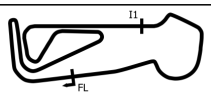

Results can be found at www.tsl-timing.com

Printed - 17:53 Saturday, 27 June 2026

BMCRC - MRO Championships - Rnd 5 @ Snetterton 300

MRO Minitwins & Rookie Minitwins

RACE 16 - LAP CHART

LAP 1	@ 17:33:27.722	
NO	BEHIND	LAP TIME
141		2:09.441
660	0.105	2:09.546
33	2.180	2:11.621
112	2.306	2:11.747
66	2.959	2:12.400
96	3.130	2:12.571
606	3.713	2:13.154
24	4.627	2:14.068
79	5.568	2:15.009
140	6.224	2:15.665
511	8.428	2:17.869
162	8.521	2:17.962
109	10.750	2:20.191
164	11.018	2:20.459
128	11.044	2:20.485
369	11.867	2:21.308
34	12.210	2:21.651
119	14.296	2:23.737
372	14.321	2:23.762
36	16.170	2:25.611
51	16.654	2:26.095
68	23.383	2:32.824
88	25.024	2:34.465
17	25.366	2:34.807
79	15.834	2:09.280
140	16.661	2:08.929
162	24.894	2:11.552
511	25.274	2:12.225
128	27.062	2:11.868
164	28.267	2:12.013
109	30.176	2:13.379
369	30.278	2:12.716
34	32.287	2:13.648
372	34.125	2:12.970
119	40.581	2:17.113
51	44.341	2:17.705
36	47.358	2:21.298
68	1:01.203	2:22.111
17	1:11.863	2:26.327
88	1:43.123	2:39.985

LAP 2	@ 17:35:31.209	
NO	BEHIND	LAP TIME
660		2:03.382
141	0.156	2:03.643
33	3.878	2:05.185
112	3.945	2:05.126
66	6.060	2:06.588
96	6.387	2:06.744
24	7.264	2:06.124
606	8.379	2:08.153
79	10.327	2:08.246
140	11.505	2:08.768
511	16.822	2:11.881
162	17.115	2:12.081
128	18.967	2:11.410
164	20.027	2:12.496
109	20.570	2:13.307
369	21.335	2:12.955
34	22.412	2:13.689
372	24.928	2:14.094
119	27.241	2:16.432
36	29.833	2:17.150
51	30.409	2:17.242
68	42.865	2:22.969
17	49.309	2:27.430
88	1:06.911	2:45.374

LAP 3	@ 17:37:34.982	
NO	BEHIND	LAP TIME
660		2:03.773
141	0.382	2:03.999
33	5.394	2:05.289
112	5.520	2:05.348
66	9.470	2:07.183
96	9.999	2:07.385
24	10.400	2:06.909
606	12.698	2:08.092

Weather / Track : Cloudy / Dry

Snetterton 300: 2.9689 miles
Date: 27/06/2026 Start: 17:31 Finish: 17:37

Results can be found at www.tsl-timing.com

Printed - 17:52 Saturday, 27 June 2026

BMCRC - MRO Championships - Rnd 5 @ Snetterton 300

MRO Minitwins & Rookie Minitwins

RACE 16 - POSITION CHART

No	Name	Lap Pos	1	2	3
660	HARRIS	1	141	660	660
141	HARRIS	2	660	141	141
66	DUCRAN	3	33	33	33
112	NAGY	4	112	112	112
33	COSTIN	5	66	66	66
24	NOBLE	6	96	96	96
96	HOWARTH	7	606	24	24
79	WOLFF	8	24	606	606
140	SALES	9	79	79	79
511	BARRETT	10	140	140	140
606	BRYANT	11	511	511	162
162	PRIESTLEY	12	162	162	511
369	LINDSAY	13	109	128	128
164	FEARNLEY	14	164	164	164
109	PARSONS	15	128	109	109
34	JOHNSON	16	369	369	369
372	EAGLING	17	34	34	34
119	HEALEY	18	119	372	372
36	ELLIOTT	19	372	119	119
51	DURANT	20	36	36	51
68	BOYES	21	51	51	36
17	FEARNLEY	22	68	68	68
88	JORDAN	23	88	17	17
128	WHIBLEY	24	17	88	88

Weather / Track : Cloudy / Dry

Snetterton 300: 2.9689 miles
Date: 27/06/2026 Start: 17:31 Finish: 17:37

Results can be found at www.tsl-timing.com

Printed - 17:52 Saturday, 27 June 2026

BMCRC - MRO Championships - Rnd 5 @ Snetterton 300

MRO Minitwins & Rookie Minitwins

RACE 16 - SECTOR ANALYSIS

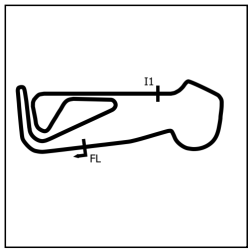

SECTOR 1 = FL to I1, SECTOR 2 = I1 to FL, DIFF = Difference To Personal Best Lap, P = Crossed Finish Line in Pit Lane, D = Time Disallowed

P1 660 Ronnie HARRIS — Suzuki SV650 - Team Harris Racing

IDEAL LAP TIME : 2:03.382 BEST LAP TIME : 2:03.382 DIFFERENCE : 0.000

LAP	SECTOR 1	SECTOR 2	LAP TIME		MPH	DIFF	TIME OF DAY
1 -		41.401	2:09.546		82.50	6.164	17:33:27.827
2 -	***1:22.698***	***40.684***	***2:03.382***	***(1)***	***86.62***		***17:35:31.209***
3 -	1:22.975	40.798	2:03.773	**(2)**	86.35	0.391	17:37:34.982

P2 141 Bill HARRIS — Suzuki SV650 - Team Harris Racing

IDEAL LAP TIME : 2:03.602 BEST LAP TIME : 2:03.643 DIFFERENCE : 0.041

LAP	SECTOR 1	SECTOR 2	LAP TIME		MPH	DIFF	TIME OF DAY
1 -		41.464	2:09.441		82.57	5.798	17:33:27.722
2 -	1:22.911	***40.732***	***2:03.643***	***(1)***	***86.44***		***17:35:31.365***
3 -	***1:22.870***	41.129	2:03.999	**(2)**	86.19	0.356	17:37:35.364

P3 33 Steve COSTIN — Suzuki SV650 - Surrey Motorcycles/ Sublime dsg /Traq72 Race

IDEAL LAP TIME : 2:05.130 BEST LAP TIME : 2:05.185 DIFFERENCE : 0.055

LAP	SECTOR 1	SECTOR 2	LAP TIME		MPH	DIFF	TIME OF DAY
1 -		41.482	2:11.621		81.20	6.436	17:33:29.902
2 -	1:23.968	***41.217***	***2:05.185***	***(1)***	***85.37***		***17:35:35.087***
3 -	***1:23.913***	41.376	2:05.289	**(2)**	85.30	0.104	17:37:40.376

P4 112 James NAGY — Suzuki SV650 - Nagy Racing

IDEAL LAP TIME : 2:05.126 BEST LAP TIME : 2:05.126 DIFFERENCE : 0.000

LAP	SECTOR 1	SECTOR 2	LAP TIME		MPH	DIFF	TIME OF DAY
1 -		41.578	2:11.747		81.12	6.621	17:33:30.028
2 -	***1:23.855***	***41.271***	***2:05.126***	***(1)***	***85.41***		***17:35:35.154***
3 -	1:24.036	41.312	2:05.348	**(2)**	85.26	0.222	17:37:40.502

P5 66 Mitch DUCRAN — Suzuki SV650 - JP Haulage / Black Widow Exhausts

IDEAL LAP TIME : 2:06.588 BEST LAP TIME : 2:06.588 DIFFERENCE : 0.000

LAP	SECTOR 1	SECTOR 2	LAP TIME		MPH	DIFF	TIME OF DAY
1 -		42.277	2:12.400		80.72	5.812	17:33:30.681
2 -	***1:24.703***	***41.885***	***2:06.588***	***(1)***	***84.43***		***17:35:37.269***
3 -	1:25.136	42.047	2:07.183	**(2)**	84.03	0.595	17:37:44.452

P6 96 William HOWARTH — Suzuki SV650 -

IDEAL LAP TIME : 2:06.644 BEST LAP TIME : 2:06.744 DIFFERENCE : 0.100

LAP	SECTOR 1	SECTOR 2	LAP TIME		MPH	DIFF	TIME OF DAY
1 -		42.068	2:12.571		80.62	5.827	17:33:30.852
2 -	***1:24.658***	42.086	***2:06.744***	***(1)***	***84.32***		***17:35:37.596***
3 -	1:25.399	***41.986***	2:07.385	**(2)**	83.90	0.641	17:37:44.981

P7 24 RMT Jack NOBLE — Suzuki SV650 -

IDEAL LAP TIME : 2:06.124 BEST LAP TIME : 2:06.124 DIFFERENCE : 0.000

LAP	SECTOR 1	SECTOR 2	LAP TIME		MPH	DIFF	TIME OF DAY
1 -		43.274	2:14.068		79.72	7.944	17:33:32.349
2 -	***1:24.429***	***41.695***	***2:06.124***	***(1)***	***84.74***		***17:35:38.473***
3 -	1:24.669	42.240	2:06.909	**(2)**	84.21	0.785	17:37:45.382

P8 606 RMT Robert BRYANT — Suzuki SV650 - Flying Colours/ R.B Plumbing & Heating

IDEAL LAP TIME : 2:08.058 BEST LAP TIME : 2:08.092 DIFFERENCE : 0.034

LAP	SECTOR 1	SECTOR 2	LAP TIME		MPH	DIFF	TIME OF DAY
1 -		42.435	2:13.154		80.26	5.062	17:33:31.435
2 -	***1:25.640***	42.513	2:08.153	**(2)**	83.40	0.061	17:35:39.588
3 -	1:25.674	***42.418***	***2:08.092***	***(1)***	***83.44***		***17:37:47.680***

Weather / Track : Cloudy / Dry

Snetterton 300: 2.9689 miles
Date: 27/06/2026 Start: 17:31 Finish: 17:37

BMCRC - MRO Championships - Rnd 5 @ Snetterton 300

MRO Minitwins & Rookie Minitwins

RACE 16 - SECTOR ANALYSIS

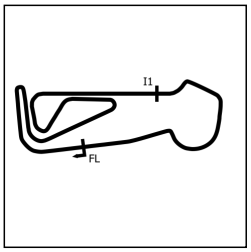

SECTOR 1 = FL to I1, SECTOR 2 = I1 to FL, DIFF = Difference To Personal Best Lap, P = Crossed Finish Line in Pit Lane, D = Time Disallowed

P9 79 RMT Conor WOLFF — Suzuki SV650 -

IDEAL LAP TIME : 2:08.246 BEST LAP TIME : 2:08.246 DIFFERENCE : 0.000

LAP	SECTOR 1	SECTOR 2	LAP TIME	MPH	DIFF	TIME OF DAY
1 -		43.110	2:15.009	79.16	6.763	17:33:33.290
2 -	***1:25.805***	***42.441***	***2:08.246 (1)***	***83.34***		***17:35:41.536***
3 -	1:26.594	42.686	2:09.280 **(2)**	82.67	1.034	17:37:50.816

P10 140 Daniel SALES — Suzuki SV650 - Team Freddie, Vee, & Frank

IDEAL LAP TIME : 2:08.506 BEST LAP TIME : 2:08.768 DIFFERENCE : 0.262

LAP	SECTOR 1	SECTOR 2	LAP TIME	MPH	DIFF	TIME OF DAY
1 -		42.976	2:15.665	78.78	6.897	17:33:33.946
2 -	***1:25.604***	43.164	***2:08.768 (1)***	***83.00***		***17:35:42.714***
3 -	1:26.027	***42.902***	2:08.929 **(2)**	82.89	0.161	17:37:51.643

P11 162 Max PRIESTLEY — Suzuki SV650 -

IDEAL LAP TIME : 2:11.552 BEST LAP TIME : 2:11.552 DIFFERENCE : 0.000

LAP	SECTOR 1	SECTOR 2	LAP TIME	MPH	DIFF	TIME OF DAY
1 -		43.825	2:17.962	77.47	6.410	17:33:36.243
2 -	1:28.326	43.755	2:12.081 **(2)**	80.92	0.529	17:35:48.324
3 -	***1:28.082***	***43.470***	***2:11.552 (1)***	***81.24***		***17:37:59.876***

P12 511 William BARRETT — Suzuki SV650 - RSP Underground Services

IDEAL LAP TIME : 2:11.431 BEST LAP TIME : 2:11.881 DIFFERENCE : 0.450

LAP	SECTOR 1	SECTOR 2	LAP TIME	MPH	DIFF	TIME OF DAY
1 -		43.872	2:17.869	77.52	5.988	17:33:36.150
2 -	***1:28.282***	43.599	***2:11.881 (1)***	***81.04***		***17:35:48.031***
3 -	1:29.076	***43.149***	2:12.225 **(2)**	80.83	0.344	17:38:00.256

P13 128 RMT Brannon WHIBLEY — Suzuki SV650 -

IDEAL LAP TIME : 2:11.410 BEST LAP TIME : 2:11.410 DIFFERENCE : 0.000

LAP	SECTOR 1	SECTOR 2	LAP TIME	MPH	DIFF	TIME OF DAY
1 -		44.432	2:20.485	76.07	9.075	17:33:38.766
2 -	***1:27.770***	***43.640***	***2:11.410 (1)***	***81.33***		***17:35:50.176***
3 -	1:27.834	44.034	2:11.868 **(2)**	81.05	0.458	17:38:02.044

P14 164 Adam FEARNLEY — Suzuki SV650 -

IDEAL LAP TIME : 2:12.013 BEST LAP TIME : 2:12.013 DIFFERENCE : 0.000

LAP	SECTOR 1	SECTOR 2	LAP TIME	MPH	DIFF	TIME OF DAY
1 -		44.712	2:20.459	76.09	8.446	17:33:38.740
2 -	1:28.533	43.963	2:12.496 **(2)**	80.66	0.483	17:35:51.236
3 -	***1:28.435***	***43.578***	***2:12.013 (1)***	***80.96***		***17:38:03.249***

P15 109 Logan PARSONS — Suzuki SV650 - IMP Racing & Log Racing

IDEAL LAP TIME : 2:13.088 BEST LAP TIME : 2:13.307 DIFFERENCE : 0.219

LAP	SECTOR 1	SECTOR 2	LAP TIME	MPH	DIFF	TIME OF DAY
1 -		44.920	2:20.191	76.23	6.884	17:33:38.472
2 -	1:28.940	***44.367***	***2:13.307 (1)***	***80.17***		***17:35:51.779***
3 -	***1:28.721***	44.658	2:13.379 **(2)**	80.13	0.072	17:38:05.158

P16 369 Merlin LINDSAY — Suzuki SV650 -

IDEAL LAP TIME : 2:12.496 BEST LAP TIME : 2:12.716 DIFFERENCE : 0.220

LAP	SECTOR 1	SECTOR 2	LAP TIME	MPH	DIFF	TIME OF DAY
1 -		44.745	2:21.308	75.63	8.592	17:33:39.589
2 -	***1:28.151***	44.804	2:12.955 **(2)**	80.38	0.239	17:35:52.544
3 -	1:28.371	***44.345***	***2:12.716 (1)***	***80.53***		***17:38:05.260***

Weather / Track : Cloudy / Dry

Snetterton 300: 2.9689 miles
Date: 27/06/2026 Start: 17:31 Finish: 17:37

BMCRC - MRO Championships - Rnd 5 @ Snetterton 300

MRO Minitwins & Rookie Minitwins

RACE 16 - SECTOR ANALYSIS

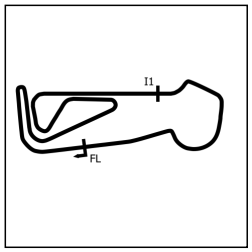

SECTOR 1 = FL to I1, SECTOR 2 = I1 to FL, DIFF = Difference To Personal Best Lap, P = Crossed Finish Line in Pit Lane, D = Time Disallowed

P17 34 Andrew JOHNSON — Suzuki SV650 - Rose & Charlie Racing

IDEAL LAP TIME : 2:13.541 BEST LAP TIME : 2:13.648 DIFFERENCE : 0.107

LAP	SECTOR 1	SECTOR 2	LAP TIME	MPH	DIFF	TIME OF DAY
1 -		44.526	2:21.651	75.45	8.003	17:33:39.932
2 -	***1:29.348***	44.341	2:13.689 **(2)**	79.94	0.041	17:35:53.621
3 -	1:29.455	***44.193***	***2:13.648*** **(1)**	***79.97***		***17:38:07.269***

P18 372 Charlie EAGLING — Suzuki SV650 - java bean coffee company

IDEAL LAP TIME : 2:12.970 BEST LAP TIME : 2:12.970 DIFFERENCE : 0.000

LAP	SECTOR 1	SECTOR 2	LAP TIME	MPH	DIFF	TIME OF DAY
1 -		44.929	2:23.762	74.34	10.792	17:33:42.043
2 -	1:29.602	44.492	2:14.094 **(2)**	79.70	1.124	17:35:56.137
3 -	***1:28.815***	***44.155***	***2:12.970*** **(1)**	***80.37***		***17:38:09.107***

P19 119 Simon HEALEY — Suzuki SV650 - Popular Tyres Ltd / Steam Packet

IDEAL LAP TIME : 2:15.853 BEST LAP TIME : 2:16.432 DIFFERENCE : 0.579

LAP	SECTOR 1	SECTOR 2	LAP TIME	MPH	DIFF	TIME OF DAY
1 -		***45.226***	2:23.737	74.35	7.305	17:33:42.018
2 -	***1:30.627***	45.805	***2:16.432*** **(1)**	***78.33***		***17:35:58.450***
3 -	1:30.962	46.151	2:17.113 **(2)**	77.95	0.681	17:38:15.563

P20 51 Andrew DURANT — Suzuki SV650 -

IDEAL LAP TIME : 2:17.146 BEST LAP TIME : 2:17.242 DIFFERENCE : 0.096

LAP	SECTOR 1	SECTOR 2	LAP TIME	MPH	DIFF	TIME OF DAY
1 -		46.134	2:26.095	73.15	8.853	17:33:44.376
2 -	1:31.628	***45.614***	***2:17.242*** **(1)**	***77.87***		***17:36:01.618***
3 -	***1:31.532***	46.173	2:17.705 **(2)**	77.61	0.463	17:38:19.323

P21 36 RMT Scott ELLIOTT — Suzuki SV650 - Sprockets Racing

IDEAL LAP TIME : 2:16.421 BEST LAP TIME : 2:17.150 DIFFERENCE : 0.729

LAP	SECTOR 1	SECTOR 2	LAP TIME	MPH	DIFF	TIME OF DAY
1 -		46.439	2:25.611	73.40	8.461	17:33:43.892
2 -	1:31.283	***45.867***	***2:17.150*** **(1)**	***77.92***		***17:36:01.042***
3 -	***1:30.554***	50.744	2:21.298 **(2)**	75.64	4.148	17:38:22.340

P22 68 RMT Samuel BOYES — Suzuki SV650 -

IDEAL LAP TIME : 2:21.858 BEST LAP TIME : 2:22.111 DIFFERENCE : 0.253

LAP	SECTOR 1	SECTOR 2	LAP TIME	MPH	DIFF	TIME OF DAY
1 -		49.356	2:32.824	69.93	10.713	17:33:51.105
2 -	1:34.453	***48.516***	2:22.969 **(2)**	74.75	0.858	17:36:14.074
3 -	***1:33.342***	48.769	***2:22.111*** **(1)**	***75.20***		***17:38:36.185***

P23 17 RMT Simon FEARNLEY — Suzuki SV650 - Advanced Driver Training

IDEAL LAP TIME : 2:26.327 BEST LAP TIME : 2:26.327 DIFFERENCE : 0.000

LAP	SECTOR 1	SECTOR 2	LAP TIME	MPH	DIFF	TIME OF DAY
1 -		49.833	2:34.807	69.04	8.480	17:33:53.088
2 -	1:38.768	48.662	2:27.430 **(2)**	72.49	1.103	17:36:20.518
3 -	***1:37.716***	***48.611***	***2:26.327*** **(1)**	***73.04***		***17:38:46.845***

P24 88 RMT Lance JORDAN — Suzuki SV650 -

IDEAL LAP TIME : 2:35.455 BEST LAP TIME : 2:39.985 DIFFERENCE : 4.530

LAP	SECTOR 1	SECTOR 2	LAP TIME	MPH	DIFF	TIME OF DAY
1 -		***49.944***	2:34.465	69.19		17:33:52.746
2 -	1:52.340	53.034	2:45.374 **(2)**	64.62	5.389	17:36:38.120
3 -	***1:45.511***	54.474	***2:39.985*** **(1)**	***66.80***		***17:39:18.105***

Weather / Track : Cloudy / Dry

Snetterton 300: 2.9689 miles
Date: 27/06/2026 Start: 17:31 Finish: 17:37

BMCRC - MRO Championships - Rnd 5 @ Snetterton 300

MRO Minitwins & Rookie Minitwins

RACE 16 - BEST SECTORS

	SECTOR 1		SECTOR 2	
POS	NO	TIME	NO	TIME
1	**660**	**1:22.698**	**660**	**40.684**
2	**141**	**1:22.870**	**141**	**40.732**
3	**112**	**1:23.855**	**33**	**41.217**
4	**33**	**1:23.913**	**112**	**41.271**
5	**24**	**1:24.429**	**24**	**41.695**
6	**96**	**1:24.658**	**66**	**41.885**
7	**66**	**1:24.703**	**96**	**41.986**
8	**140**	**1:25.604**	**606**	**42.418**
9	**606**	**1:25.640**	**79**	**42.441**
10	**79**	**1:25.805**	**140**	**42.902**
11	**128**	**1:27.770**	**511**	**43.149**
12	**162**	**1:28.082**	**162**	**43.470**
13	**369**	**1:28.151**	**164**	**43.578**
14	**511**	**1:28.282**	**128**	**43.640**
15	**164**	**1:28.435**	**372**	**44.155**
16	**109**	**1:28.721**	**34**	**44.193**
17	**372**	**1:28.815**	**369**	**44.345**
18	**34**	**1:29.348**	**109**	**44.367**
19	**36**	**1:30.554**	**119**	**45.226**
20	**119**	**1:30.627**	**51**	**45.614**
21	**51**	**1:31.532**	**36**	**45.867**
22	**68**	**1:33.342**	**68**	**48.516**
23	**17**	**1:37.716**	**17**	**48.611**
24	**88**	**1:45.511**	**88**	**49.944**

IDEAL / BEST COMPARISON

POS	NO	NAME	IDEAL	BEST	DIFF
		PERFECT LAP	**2:03.382**		
1	**660**	HARRIS	2:03.382	2:03.382	**0.000**
2	**141**	HARRIS	2:03.602	2:03.643	**0.041**
3	**112**	NAGY	2:05.126	2:05.126	**0.000**
4	**33**	COSTIN	2:05.130	2:05.185	**0.055**
5	**24**	NOBLE	2:06.124	2:06.124	**0.000**
6	**66**	DUCRAN	2:06.588	2:06.588	**0.000**
7	**96**	HOWARTH	2:06.644	2:06.744	**0.100**
8	**606**	BRYANT	2:08.058	2:08.092	**0.034**
9	**79**	WOLFF	2:08.246	2:08.246	**0.000**
10	**140**	SALES	2:08.506	2:08.768	**0.262**
11	**128**	WHIBLEY	2:11.410	2:11.410	**0.000**
12	**511**	BARRETT	2:11.431	2:11.881	**0.450**
13	**162**	PRIESTLEY	2:11.552	2:11.552	**0.000**
14	**164**	FEARNLEY	2:12.013	2:12.013	**0.000**
15	**369**	LINDSAY	2:12.496	2:12.716	**0.220**
16	**372**	EAGLING	2:12.970	2:12.970	**0.000**
17	**109**	PARSONS	2:13.088	2:13.307	**0.219**
18	**34**	JOHNSON	2:13.541	2:13.648	**0.107**
19	**119**	HEALEY	2:15.853	2:16.432	**0.579**
20	**36**	ELLIOTT	2:16.421	2:17.150	**0.729**
21	**51**	DURANT	2:17.146	2:17.242	**0.096**
22	**68**	BOYES	2:21.858	2:22.111	**0.253**
23	**17**	FEARNLEY	2:26.327	2:26.327	**0.000**
24	**88**	JORDAN	2:35.455	2:39.985	**4.530**

Weather / Track : Cloudy / Dry

Snetterton 300: 2.9689 miles
Date: 27/06/2026 Start: 17:31 Finish: 17:37

Results can be found at www.tsl-timing.com

Printed - 17:52 Saturday, 27 June 2026

BMCRC - MRO Championships - Rnd 5 @ Snetterton 300

MRO Minitwins & Rookie Minitwins

RACE 16 - STATISTICS

Competitors Started	24
Planned Start	2026-06-27 @ 17:21:00.000
Actual Start	2026-06-27 @ 17:31:18.280
Finish Time	2026-06-27 @ 17:37:34.981
Track Length	2.9689mi.
Total Laps	72
Total Distance Covered	213.7616mi.

Session Fastest Lap History

NO	CL	NAME	LAP TIME	TIME OF DAY	LAP	VEHICLE
660		**Ronnie HARRIS**	**2:03.382**	17:35:31.209	2	Suzuki SV650

Session Leader History

NO	CL	NAME	FROM LAP	LAPS LED	DISTANCE	VEHICLE
141		**Bill HARRIS**	1	1	2.96 miles	Suzuki SV650
660		**Ronnie HARRIS**	2	2	5.93 miles	Suzuki SV650

Flag History

TYPE	TIME OF DAY
GREEN	17:31:18.280
FINISH	17:37:34.981

Flag Statistics

TYPE	COUNT	TOTAL LAPS	TOTAL TIME
Green	1	3	8:09.755
Red	0	0	0.000
Safety Car	0	0	0.000
FCY	0	0	0.000

Weather / Track : Cloudy / Dry

Snetterton 300: 2.9689 miles
Date: 27/06/2026 Start: 17:31 Finish: 17:37

BMCRC - MRO Championships - Rnd 5 @ Snetterton 300

MRO Minitwins & Rookie Minitwins

RACE 16 - STATISTICS

CLASS : 16 Starters

Fastest Lap History

NO	NAME	LAP TIME	TIME OF DAY	LAP	VEHICLE
660	**Ronnie HARRIS**	**2:03.382**	17:35:31.209	2	Suzuki SV650

Leader History

NO	NAME	FROM LAP	LAPS LED	DISTANCE	VEHICLE
141	**Bill HARRIS**	1	1	2.96 miles	Suzuki SV650
660	**Ronnie HARRIS**	2	2	5.93 miles	Suzuki SV650

BMCRC - MRO Championships - Rnd 5 @ Snetterton 300

MRO Minitwins & Rookie Minitwins

RACE 16 - STATISTICS

CLASS : RMT

8 Starters

Fastest Lap History

NO	NAME	LAP TIME	TIME OF DAY	LAP	VEHICLE
24	**Jack NOBLE**	**2:06.124**	17:35:38.473	2	Suzuki SV650

Leader History

NO	NAME	FROM LAP	LAPS LED	DISTANCE	VEHICLE
606	**Robert BRYANT**	1	1	2.96 miles	Suzuki SV650
24	**Jack NOBLE**	2	2	5.93 miles	Suzuki SV650

Weather / Track : Cloudy / Dry

Snetterton 300: 2.9689 miles
Date: 27/06/2026 Start: 17:31 Finish: 17:37

BMCRC - MRO Championships - Rnd 5 @ Snetterton 300

MRO Minitwins & Rookie Minitwins

RACE 7 - GRID (7 Laps)



These results are provisional until the conclusion of any judicial and technical matters.

Snetterton 300: 2.9689 miles

Clerk Of Course: Caroline Patterson / Tony MacBride	Timekeeper: Craig Smith	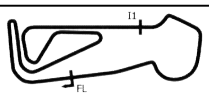

Results can be found at www.tsl-timing.com

Printed - 17:54 Saturday, 27 June 2026

BMCRC - MRO Championships - Rnd 5 @ Snetterton 300

MRO Minitwins & Rookie Minitwins

RACE 7 - CLASSIFICATION

Race Distance: 7 Laps / 20.78 miles

POS	NO	CL	PIC	NAME	ENTRY	LAPS	TIME	GAP	DIFF	MPH	BEST	ON	GRD	↑↓
1	141		1	Bill HARRIS	Suzuki SV650 - Team Harris Racing	7	14:31.676			85.83	2:03.528	2	2	1
2	660		2	Ronnie HARRIS	Suzuki SV650 - Team Harris Racing	7	14:32.106	0.430	0.430	85.78	2:03.687	3	1	-1
3	112		3	James NAGY	Suzuki SV650 - Nagy Racing	7	14:44.119	12.443	12.013	84.62	2:05.082	4	3	0
4	33		4	Steve COSTIN	Suzuki SV650 - Surrey Motorcycles/ Sublime dsg /Traq72 Ra	7	14:46.823	15.147	2.704	84.36	2:04.589	7	4	0
5	96		5	William HOWARTH	Suzuki SV650 -	7	14:54.564	22.888	7.741	83.63	2:05.770	7	7	2
6	27		6	Jack BETTIS	Suzuki SV650 - NB Toolmaking, Upfront Property Services	7	14:54.654	22.978	0.090	83.62	2:05.826	3	25	19
7	24	RMT	1	Jack NOBLE	Suzuki SV650 -	7	15:01.365	29.689	6.711	83.00	2:06.966	3	5	-2
8	79	RMT	2	Conor WOLFF	Suzuki SV650 -	7	15:02.867	31.191	1.502	82.86	2:07.582	7	9	1
9	128	RMT	3	Brannon WHIBLEY	Suzuki SV650 -	7	15:02.904	31.228	0.037	82.86	2:07.618	7	11	2
10	19		7	Kevin LILLEY	Suzuki SV650 - Trafalgar Cleaning Eqpt. / Steve Jordan Mot	7	15:12.666	40.990	9.762	81.97	2:08.139	2	26	16
11	140		8	Daniel SALES	Suzuki SV650 - Team Freddie, Vee, & Frank	7	15:13.385	41.709	0.719	81.91	2:08.428	2	10	-1
12	11	RMT	4	Alfie GARROD	Suzuki SV650 - ATP Motorsport	7	15:18.299	46.623	4.914	81.47	2:08.967	3	27	15
13	162		9	Max PRIESTLEY	Suzuki SV650 -	7	15:25.682	54.006	7.383	80.82	2:10.742	6	12	-1
14	369		10	Merlin LINDSAY	Suzuki SV650 -	7	15:34.250	1:02.574	8.568	80.08	2:10.938	7	15	1
15	109		11	Logan PARSONS	Suzuki SV650 - IMP Racing & Log Racing	7	15:34.348	1:02.672	0.098	80.07	2:10.692	7	17	2
16	164		12	Adam FEARNLEY	Suzuki SV650 -	7	15:34.433	1:02.757	0.085	80.06	2:10.902	7	14	-2
17	34		13	Andrew JOHNSON	Suzuki SV650 - Rose & Charlie Racing	7	15:36.868	1:05.192	2.435	79.85	2:11.353	5	18	1
18	372		14	Charlie EAGLING	Suzuki SV650 - java bean coffee company	7	15:46.751	1:15.075	9.883	79.02	2:13.618	5	16	-2
19	511		15	William BARRETT	Suzuki SV650 - RSP Underground Services	7	15:48.482	1:16.806	1.731	78.88	2:11.950	6	13	-6
20	119		16	Simon HEALEY	Suzuki SV650 - Popular Tyres Ltd / Steam Packet	7	15:54.502	1:22.826	6.020	78.38	2:14.325	6	19	-1
21	36	RMT	5	Scott ELLIOTT	Suzuki SV650 - Sprockets Racing	7	16:13.355	1:41.679	18.853	76.86	2:17.337	2	20	-1
22	51		17	Andrew DURANT	Suzuki SV650 -	7	16:27.315	1:55.639	13.960	75.77	2:18.114	2	21	-1
23	17	RMT	6	Simon FEARNLEY	Suzuki SV650 - Advanced Driver Training	6	14:37.444	1 Lap	1 Lap	73.08	2:23.866	6	23	0
24	68	RMT	7	Samuel BOYES	Suzuki SV650 -	6	14:37.913	1 Lap	0.469	73.04	2:21.902	4	22	-2
25	88	RMT	8	Lance JORDAN	Suzuki SV650 -	6	15:27.172	1 Lap	49.259	69.16	2:31.852	5	24	-1
					NOT CLASSIFIED									
DNF	606	RMT		Robert BRYANT	Suzuki SV650 - Flying Colours/ R.B Plumbing & Heating	2	4:23.193	5 Laps	4 Laps	81.21	2:09.527	2	8	
DNF	66			Mitch DUCRAN	Suzuki SV650 - JP Haulage / Black Widow Exhausts	0							6	

FASTEST LAP

141		Bill HARRIS	Suzuki SV650 - Team Harris Racing	2	2:03.528	86.52 mph	139.24 kph		
24	RMT	Jack NOBLE	Suzuki SV650 -	3	2:06.966	84.18 mph	135.47 kph		

Class - 92.5% of Race Speed = 79.39 mph
Class RMT - 92.5% of Race Speed = 76.77 mph

Weather / Track : Sunny / Dry
These results are provisional until the conclusion of any judicial and technical matters.

Date: 28/06/2026 Start: 11:54 Finish: 12:09
Snetterton 300: 2.9689 miles

Clerk Of Course: Caroline Patterson / Tony MacBride	Timekeeper: Craig Smith	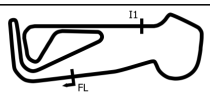

Results can be found at www.tsl-timing.com

Printed - 12:20 Sunday, 28 June 2026

BMCRC - MRO Championships - Rnd 5 @ Snetterton 300

MRO Minitwins & Rookie Minitwins

RACE 7 - LAP CHART

LAP 1 @ 11:56:50.628

NO	BEHIND	LAP TIME
660		2:08.810
141	0.282	2:09.092
112	1.271	2:10.081
33	1.399	2:10.209
24	3.841	2:12.651
606	4.856	2:13.666
96	5.072	2:13.882
79	5.510	2:14.320
128	5.755	2:14.565
27	6.313	2:15.123
140	6.924	2:15.734
19	8.101	2:16.911
162	8.338	2:17.148
11	10.699	2:19.509
369	10.806	2:19.616
164	11.370	2:20.180
511	11.617	2:20.427
109	11.677	2:20.487
34	12.619	2:21.429
372	13.715	2:22.525
119	14.042	2:22.852
36	14.691	2:23.501
51	15.942	2:24.752
17	21.982	2:30.792
88	29.355	2:38.165
68	29.664	2:38.474
24	12.155	2:06.966
96	12.288	2:07.118
27	12.478	2:05.826
79	14.936	2:08.122
128	15.019	2:07.860
140	16.514	2:08.662
19	17.214	2:08.474
11	22.150	2:08.967
162	23.840	2:11.471
164	28.594	2:12.052
369	29.838	2:12.766
109	30.005	2:12.739
34	31.159	2:12.696
372	33.945	2:13.658
119	37.335	2:16.170
36	42.180	2:17.652
511	42.309	2:15.123
51	46.059	2:19.503
17	1:04.811	2:26.345
68	1:10.627	2:23.994
88	1:30.682	2:36.710
164	46.179	2:12.982
369	47.728	2:12.258
109	47.752	2:12.143
34	47.900	2:11.353
372	53.867	2:13.618
511	59.755	2:12.155
119	1:01.280	2:15.301
36	1:11.630	2:18.556
51	1:20.523	2:20.732
17	1:49.586	2:25.874
68	1:50.115	2:25.268

LAP 2 @ 11:58:54.438

NO	BEHIND	LAP TIME
141		2:03.528
660	0.003	2:03.813
112	2.739	2:05.278
33	6.770	2:09.181
96	8.860	2:07.598
24	8.879	2:08.848
27	10.342	2:07.839
79	10.504	2:08.804
606	10.573	2:09.527
128	10.849	2:08.904
140	11.542	2:08.428
19	12.430	2:08.139
162	16.059	2:11.531
11	16.873	2:09.984
164	20.232	2:12.672
369	20.762	2:13.766
109	20.956	2:13.089
34	22.153	2:13.344
372	23.977	2:14.072
119	24.855	2:14.623
36	28.218	2:17.337
51	30.246	2:18.114
511	30.876	2:23.069
17	42.156	2:23.984
68	50.323	2:24.469
88	57.662	2:32.117

LAP 3 @ 12:00:58.128

NO	BEHIND	LAP TIME
660		2:03.687
141	0.093	2:03.783
112	4.381	2:05.332
33	7.847	2:04.767

LAP 4 @ 12:03:02.105

NO	BEHIND	LAP TIME
141		2:03.884
660	0.163	2:04.140
112	5.486	2:05.082
33	9.783	2:05.913
27	14.980	2:06.479
96	15.120	2:06.809
24	15.746	2:07.568
79	19.072	2:08.113
128	19.324	2:08.282
19	22.840	2:09.603
140	22.869	2:10.332
11	27.744	2:09.571
162	31.924	2:12.061
164	36.902	2:12.285
369	39.175	2:13.314
109	39.314	2:13.286
34	40.252	2:13.070
372	43.954	2:13.986
119	49.684	2:16.326
511	51.305	2:12.973
36	56.779	2:18.576
51	1:03.496	2:21.414
17	1:27.417	2:26.583
68	1:28.552	2:21.902
88	2:00.299	2:33.594

LAP 5 @ 12:05:05.810

NO	BEHIND	LAP TIME
141		2:03.705
660	0.156	2:03.698
112	7.774	2:05.993
33	11.797	2:05.719
27	18.074	2:06.799
96	18.230	2:06.815
24	20.504	2:08.463
79	23.273	2:07.906
128	23.600	2:07.981
19	28.972	2:09.837
140	29.336	2:10.172
11	34.279	2:10.240
162	39.604	2:11.385

LAP 6 @ 12:07:09.929

NO	BEHIND	LAP TIME
141		2:04.119
660	0.119	2:04.082
112	10.132	2:06.477
33	14.123	2:06.445
27	20.412	2:06.457
96	20.683	2:06.572
24	24.071	2:07.686
88	1 Lap	2:31.852
79	27.174	2:08.020
128	27.175	2:07.694
19	34.454	2:09.601
140	34.888	2:09.671
11	39.882	2:09.722
162	46.227	2:10.742
369	55.201	2:11.592
164	55.420	2:13.360
109	55.545	2:11.912
34	55.606	2:11.825
372	1:03.970	2:14.222
511	1:07.586	2:11.950
119	1:11.486	2:14.325
36	1:25.500	2:17.989
51	1:37.382	2:20.978

LAP 7 @ 12:09:13.494

NO	BEHIND	LAP TIME
141		2:03.565
660	0.430	2:03.876
17	1 Lap	2:23.866
68	1 Lap	2:23.806
112	12.443	2:05.876
33	15.147	2:04.589
96	22.888	2:05.770
27	22.978	2:06.131
24	29.689	2:09.183
79	31.191	2:07.582
128	31.228	2:07.618
19	40.990	2:10.101
140	41.709	2:10.386
11	46.623	2:10.306
162	54.006	2:11.344
88	1 Lap	2:34.734
369	1:02.574	2:10.938
109	1:02.672	2:10.692
164	1:02.757	2:10.902
34	1:05.192	2:13.151
372	1:15.075	2:14.670
511	1:16.806	2:12.785
119	1:22.826	2:14.905
36	1:41.679	2:19.744
51	1:55.639	2:21.822

Weather / Track : Sunny / Dry

Snetterton 300: 2.9689 miles
Date: 28/06/2026 Start: 11:54 Finish: 12:09

Results can be found at www.tsl-timing.com

Printed - 12:19 Sunday, 28 June 2026

BMCRC - MRO Championships - Rnd 5 @ Snetterton 300

MRO Minitwins & Rookie Minitwins

RACE 7 - POSITION CHART

No	Name	Lap Pos	1	2	3	4	5	6	7
660	HARRIS	1	660	141	660	141	141	141	141
141	HARRIS	2	141	660	141	660	660	660	660
112	NAGY	3	112	112	112	112	112	112	112
33	COSTIN	4	33	33	33	33	33	33	33
24	NOBLE	5	24	96	24	27	27	27	96
66	DUCRAN	6	606	24	96	96	96	96	27
96	HOWARTH	7	96	27	27	24	24	24	24
606	BRYANT	8	79	79	79	79	79	79	79
79	WOLFF	9	128	606	128	128	128	128	128
140	SALES	10	27	128	140	19	19	19	19
128	WHIBLEY	11	140	140	19	140	140	140	140
162	PRIESTLEY	12	19	19	11	11	11	11	11
511	BARRETT	13	162	162	162	162	162	162	162
164	FEARNLEY	14	11	11	164	164	164	369	369
369	LINDSAY	15	369	164	369	369	369	164	109
372	EAGLING	16	164	369	109	109	109	109	164
109	PARSONS	17	511	109	34	34	34	34	34
34	JOHNSON	18	109	34	372	372	372	372	372
119	HEALEY	19	34	372	119	119	511	511	511
36	ELLIOTT	20	372	119	36	511	119	119	119
51	DURANT	21	119	36	511	36	36	36	36
68	BOYES	22	36	51	51	51	51	51	51
17	FEARNLEY	23	51	511	17	17	17	17	
88	JORDAN	24	17	17	68	68	68	68	
27	BETTIS	25	88	68	88	88	88	88	
19	LILLEY	26	68	88					
11	GARROD	27							

Weather / Track : Sunny / Dry

Snetterton 300: 2.9689 miles
Date: 28/06/2026 Start: 11:54 Finish: 12:09

Results can be found at www.tsl-timing.com

Printed - 12:19 Sunday, 28 June 2026

BMCRC - MRO Championships - Rnd 5 @ Snetterton 300

MRO Minitwins & Rookie Minitwins

RACE 7 - SECTOR ANALYSIS

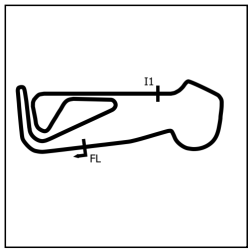

SECTOR 1 = FL to I1, SECTOR 2 = I1 to FL, DIFF = Difference To Personal Best Lap, P = Crossed Finish Line in Pit Lane, D = Time Disallowed

P1 **141** **Bill HARRIS** Suzuki SV650 - Team Harris Racing

IDEAL LAP TIME : 2:03.199 BEST LAP TIME : 2:03.528 DIFFERENCE : 0.329

LAP	SECTOR 1	SECTOR 2	LAP TIME	MPH	DIFF	TIME OF DAY
1 -		41.268	2:09.092	82.79	5.564	11:56:50.910
2 -	***1:22.196***	41.332	***2:03.528*** **(1)**	***86.52***		***11:58:54.438***
3 -	1:22.780	***41.003***	2:03.783	86.34	0.255	12:00:58.221
4 -	1:22.407	41.477	2:03.884	86.27	0.356	12:03:02.105
5 -	1:22.684	41.021	2:03.705 **(3)**	86.39	0.177	12:05:05.810
6 -	1:22.785	41.334	2:04.119	86.11	0.591	12:07:09.929
7 -	1:22.213	41.352	2:03.565 **(2)**	86.49	0.037	12:09:13.494

P2 **660** **Ronnie HARRIS** Suzuki SV650 - Team Harris Racing

IDEAL LAP TIME : 2:03.360 BEST LAP TIME : 2:03.687 DIFFERENCE : 0.327

LAP	SECTOR 1	SECTOR 2	LAP TIME	MPH	DIFF	TIME OF DAY
1 -		41.226	2:08.810	82.97	5.123	11:56:50.628
2 -	1:22.452	41.361	2:03.813 **(3)**	86.32	0.126	11:58:54.441
3 -	1:22.676	41.011	***2:03.687*** **(1)**	***86.41***		***12:00:58.128***
4 -	1:22.736	41.404	2:04.140	86.09	0.453	12:03:02.268
5 -	1:22.700	***40.998***	2:03.698 **(2)**	86.40	0.011	12:05:05.966
6 -	1:22.820	41.262	2:04.082	86.13	0.395	12:07:10.048
7 -	***1:22.362***	41.514	2:03.876	86.28	0.189	12:09:13.924

P3 **112** **James NAGY** Suzuki SV650 - Nagy Racing

IDEAL LAP TIME : 2:04.852 BEST LAP TIME : 2:05.082 DIFFERENCE : 0.230

LAP	SECTOR 1	SECTOR 2	LAP TIME	MPH	DIFF	TIME OF DAY
1 -		***41.593***	2:10.081	82.16	4.999	11:56:51.899
2 -	1:23.524	41.754	2:05.278 **(2)**	85.31	0.196	11:58:57.177
3 -	***1:23.259***	42.073	2:05.332 **(3)**	85.27	0.250	12:01:02.509
4 -	1:23.430	41.652	***2:05.082*** **(1)**	***85.44***		***12:03:07.591***
5 -	1:23.972	42.021	2:05.993	84.83	0.911	12:05:13.584
6 -	1:24.403	42.074	2:06.477	84.50	1.395	12:07:20.061
7 -	1:23.844	42.032	2:05.876	84.90	0.794	12:09:25.937

P4 **33** **Steve COSTIN** Suzuki SV650 - Surrey Motorcycles/ Sublime dsg /Traq72 Race

IDEAL LAP TIME : 2:04.346 BEST LAP TIME : 2:04.589 DIFFERENCE : 0.243

LAP	SECTOR 1	SECTOR 2	LAP TIME	MPH	DIFF	TIME OF DAY
1 -		41.795	2:10.209	82.08	5.620	11:56:52.027
2 -	1:23.378	45.803	2:09.181	82.73	4.592	11:59:01.208
3 -	1:23.436	***41.331***	2:04.767 **(2)**	85.66	0.178	12:01:05.975
4 -	1:23.354	42.559	2:05.913	84.88	1.324	12:03:11.888
5 -	1:24.069	41.650	2:05.719 **(3)**	85.01	1.130	12:05:17.607
6 -	1:23.938	42.507	2:06.445	84.52	1.856	12:07:24.052
7 -	***1:23.015***	41.574	***2:04.589*** **(1)**	***85.78***		***12:09:28.641***

P5 **96** **William HOWARTH** Suzuki SV650 -

IDEAL LAP TIME : 2:05.770 BEST LAP TIME : 2:05.770 DIFFERENCE : 0.000

LAP	SECTOR 1	SECTOR 2	LAP TIME	MPH	DIFF	TIME OF DAY
1 -		42.962	2:13.882	79.83	8.112	11:56:55.700
2 -	1:24.594	43.004	2:07.598	83.76	1.828	11:59:03.298
3 -	1:24.583	42.535	2:07.118	84.08	1.348	12:01:10.416
4 -	1:24.504	42.305	2:06.809 **(3)**	84.28	1.039	12:03:17.225
5 -	1:24.380	42.435	2:06.815	84.28	1.045	12:05:24.040
6 -	1:24.144	42.428	2:06.572 **(2)**	84.44	0.802	12:07:30.612
7 -	***1:23.478***	***42.292***	***2:05.770*** **(1)**	***84.98***		***12:09:36.382***

BMCRC - MRO Championships - Rnd 5 @ Snetterton 300

MRO Minitwins & Rookie Minitwins

RACE 7 - SECTOR ANALYSIS

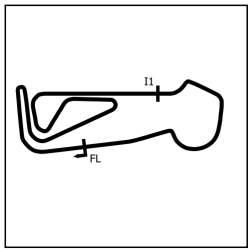

SECTOR 1 = FL to I1, SECTOR 2 = I1 to FL, DIFF = Difference To Personal Best Lap, P = Crossed Finish Line in Pit Lane, D = Time Disallowed

P6 27 Jack BETTIS — Suzuki SV650 - NB Toolmaking, Upfront Property Services

IDEAL LAP TIME : 2:05.619 BEST LAP TIME : 2:05.826 DIFFERENCE : 0.207

LAP	SECTOR 1	SECTOR 2	LAP TIME		MPH	DIFF	TIME OF DAY
1 -		42.576	2:15.123		79.09	9.297	11:56:56.941
2 -	1:24.448	43.391	2:07.839		83.60	2.013	11:59:04.780
3 -	1:24.027	***41.799***	***2:05.826***	**(1)**	***84.94***		***12:01:10.606***
4 -	1:24.412	42.067	2:06.479		84.50	0.653	12:03:17.085
5 -	1:24.610	42.189	2:06.799		84.29	0.973	12:05:23.884
6 -	1:24.331	42.126	2:06.457	**(3)**	84.51	0.631	12:07:30.341
7 -	***1:23.820***	42.311	2:06.131	**(2)**	84.73	0.305	12:09:36.472

P7 24 RMT Jack NOBLE — Suzuki SV650 -

IDEAL LAP TIME : 2:06.579 BEST LAP TIME : 2:06.966 DIFFERENCE : 0.387

LAP	SECTOR 1	SECTOR 2	LAP TIME		MPH	DIFF	TIME OF DAY
1 -		42.353	2:12.651		80.57	5.685	11:56:54.469
2 -	1:24.420	44.428	2:08.848		82.95	1.882	11:59:03.317
3 -	1:24.598	42.368	***2:06.966***	**(1)**	***84.18***		***12:01:10.283***
4 -	1:25.334	***42.234***	2:07.568	**(2)**	83.78	0.602	12:03:17.851
5 -	***1:24.345***	44.118	2:08.463		83.19	1.497	12:05:26.314
6 -	1:24.681	43.005	2:07.686	**(3)**	83.70	0.720	12:07:34.000
7 -	1:25.672	43.511	2:09.183		82.73	2.217	12:09:43.183

P8 79 RMT Conor WOLFF — Suzuki SV650 -

IDEAL LAP TIME : 2:06.938 BEST LAP TIME : 2:07.582 DIFFERENCE : 0.644

LAP	SECTOR 1	SECTOR 2	LAP TIME		MPH	DIFF	TIME OF DAY
1 -		42.915	2:14.320		79.57	6.738	11:56:56.138
2 -	1:25.090	43.714	2:08.804		82.97	1.222	11:59:04.942
3 -	***1:24.599***	43.523	2:08.122		83.42	0.540	12:01:13.064
4 -	1:25.341	42.772	2:08.113		83.42	0.531	12:03:21.177
5 -	1:24.947	42.959	2:07.906	**(2)**	83.56	0.324	12:05:29.083
6 -	1:25.027	42.993	2:08.020	**(3)**	83.48	0.438	12:07:37.103
7 -	1:25.243	***42.339***	***2:07.582***	**(1)**	***83.77***		***12:09:44.685***

P9 128 RMT Brannon WHIBLEY — Suzuki SV650 -

IDEAL LAP TIME : 2:07.150 BEST LAP TIME : 2:07.618 DIFFERENCE : 0.468

LAP	SECTOR 1	SECTOR 2	LAP TIME		MPH	DIFF	TIME OF DAY
1 -		43.207	2:14.565		79.42	6.947	11:56:56.383
2 -	1:25.459	43.445	2:08.904		82.91	1.286	11:59:05.287
3 -	***1:24.954***	42.906	2:07.860	**(3)**	83.59	0.242	12:01:13.147
4 -	1:25.293	42.989	2:08.282		83.31	0.664	12:03:21.429
5 -	1:25.261	42.720	2:07.981		83.51	0.363	12:05:29.410
6 -	1:25.090	42.604	2:07.694	**(2)**	83.70	0.076	12:07:37.104
7 -	1:25.422	***42.196***	***2:07.618***	**(1)**	***83.75***		***12:09:44.722***

P10 19 Kevin LILLEY — Suzuki SV650 - Trafalgar Cleaning Eqpt. / Steve Jordan Motorcy

IDEAL LAP TIME : 2:08.139 BEST LAP TIME : 2:08.139 DIFFERENCE : 0.000

LAP	SECTOR 1	SECTOR 2	LAP TIME		MPH	DIFF	TIME OF DAY
1 -		43.036	2:16.911		78.06	8.772	11:56:58.729
2 -	***1:25.293***	***42.846***	***2:08.139***	**(1)**	***83.41***		***11:59:06.868***
3 -	1:25.511	42.963	2:08.474	**(2)**	83.19	0.335	12:01:15.342
4 -	1:25.624	43.979	2:09.603		82.46	1.464	12:03:24.945
5 -	1:26.350	43.487	2:09.837		82.31	1.698	12:05:34.782
6 -	1:26.017	43.584	2:09.601	**(3)**	82.46	1.462	12:07:44.383
7 -	1:26.213	43.888	2:10.101		82.15	1.962	12:09:54.484

BMCRC - MRO Championships - Rnd 5 @ Snetterton 300

MRO Minitwins & Rookie Minitwins

RACE 7 - SECTOR ANALYSIS

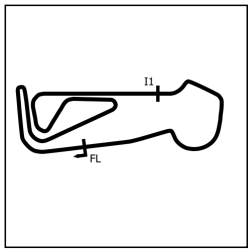

SECTOR 1 = FL to I1, SECTOR 2 = I1 to FL, DIFF = Difference To Personal Best Lap, P = Crossed Finish Line in Pit Lane, D = Time Disallowed

P11 140 Daniel SALES — Suzuki SV650 - Team Freddie, Vee, & Frank

IDEAL LAP TIME : 2:08.353 BEST LAP TIME : 2:08.428 DIFFERENCE : 0.075

LAP	SECTOR 1	SECTOR 2	LAP TIME		MPH	DIFF	TIME OF DAY
1 -		43.981	2:15.734		78.74	7.306	11:56:57.552
2 -	***1:25.245***	43.183	***2:08.428***	***(1)***	***83.22***		***11:59:05.980***
3 -	1:25.390	43.272	2:08.662	**(2)**	83.07	0.234	12:01:14.642
4 -	1:26.291	44.041	2:10.332		82.00	1.904	12:03:24.974
5 -	1:26.474	43.698	2:10.172		82.10	1.744	12:05:35.146
6 -	1:26.327	43.344	2:09.671	**(3)**	82.42	1.243	12:07:44.817
7 -	1:27.278	***43.108***	2:10.386		81.97	1.958	12:09:55.203

P12 11 RMT Alfie GARROD — Suzuki SV650 - ATP Motorsport

IDEAL LAP TIME : 2:08.967 BEST LAP TIME : 2:08.967 DIFFERENCE : 0.000

LAP	SECTOR 1	SECTOR 2	LAP TIME		MPH	DIFF	TIME OF DAY
1 -		44.599	2:19.509		76.61	10.542	11:57:01.327
2 -	1:26.303	43.681	2:09.984		82.22	1.017	11:59:11.311
3 -	***1:25.598***	***43.369***	***2:08.967***	***(1)***	***82.87***		***12:01:20.278***
4 -	1:25.976	43.595	2:09.571	**(2)**	82.48	0.604	12:03:29.849
5 -	1:26.502	43.738	2:10.240		82.06	1.273	12:05:40.089
6 -	1:25.905	43.817	2:09.722	**(3)**	82.39	0.755	12:07:49.811
7 -	1:26.383	43.923	2:10.306		82.02	1.339	12:10:00.117

P13 162 Max PRIESTLEY — Suzuki SV650 -

IDEAL LAP TIME : 2:10.742 BEST LAP TIME : 2:10.742 DIFFERENCE : 0.000

LAP	SECTOR 1	SECTOR 2	LAP TIME		MPH	DIFF	TIME OF DAY
1 -		43.890	2:17.148		77.93	6.406	11:56:58.966
2 -	1:27.347	44.184	2:11.531		81.25	0.789	11:59:10.497
3 -	1:27.856	43.615	2:11.471		81.29	0.729	12:01:21.968
4 -	1:28.227	43.834	2:12.061		80.93	1.319	12:03:34.029
5 -	1:27.775	43.610	2:11.385	**(3)**	81.34	0.643	12:05:45.414
6 -	***1:27.215***	***43.527***	***2:10.742***	***(1)***	***81.74***		***12:07:56.156***
7 -	1:27.251	44.093	2:11.344	**(2)**	81.37	0.602	12:10:07.500

P14 369 Merlin LINDSAY — Suzuki SV650 -

IDEAL LAP TIME : 2:10.938 BEST LAP TIME : 2:10.938 DIFFERENCE : 0.000

LAP	SECTOR 1	SECTOR 2	LAP TIME		MPH	DIFF	TIME OF DAY
1 -		45.367	2:19.616		76.55	8.678	11:57:01.434
2 -	1:28.333	45.433	2:13.766		79.90	2.828	11:59:15.200
3 -	1:28.109	44.657	2:12.766		80.50	1.828	12:01:27.966
4 -	1:27.941	45.373	2:13.314		80.17	2.376	12:03:41.280
5 -	1:28.008	44.250	2:12.258	**(3)**	80.81	1.320	12:05:53.538
6 -	1:27.002	44.590	2:11.592	**(2)**	81.22	0.654	12:08:05.130
7 -	***1:26.848***	***44.090***	***2:10.938***	***(1)***	***81.62***		***12:10:16.068***

P15 109 Logan PARSONS — Suzuki SV650 - IMP Racing & Log Racing

IDEAL LAP TIME : 2:10.692 BEST LAP TIME : 2:10.692 DIFFERENCE : 0.000

LAP	SECTOR 1	SECTOR 2	LAP TIME		MPH	DIFF	TIME OF DAY
1 -		44.854	2:20.487		76.07	9.795	11:57:02.305
2 -	1:28.056	45.033	2:13.089		80.30	2.397	11:59:15.394
3 -	1:27.924	44.815	2:12.739		80.51	2.047	12:01:28.133
4 -	1:28.297	44.989	2:13.286		80.18	2.594	12:03:41.419
5 -	1:27.588	44.555	2:12.143	**(3)**	80.88	1.451	12:05:53.562
6 -	1:27.867	44.045	2:11.912	**(2)**	81.02	1.220	12:08:05.474
7 -	***1:26.808***	***43.884***	***2:10.692***	***(1)***	***81.78***		***12:10:16.166***

BMCRC - MRO Championships - Rnd 5 @ Snetterton 300

MRO Minitwins & Rookie Minitwins

RACE 7 - SECTOR ANALYSIS

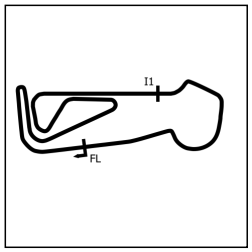

SECTOR 1 = FL to I1, SECTOR 2 = I1 to FL, DIFF = Difference To Personal Best Lap, P = Crossed Finish Line in Pit Lane, D = Time Disallowed

P16 **164** **Adam FEARNLEY** Suzuki SV650 -

IDEAL LAP TIME : 2:10.902 BEST LAP TIME : 2:10.902 DIFFERENCE : 0.000

LAP	SECTOR 1	SECTOR 2	LAP TIME	MPH	DIFF	TIME OF DAY
1 -		45.203	2:20.180	76.24	9.278	11:57:01.998
2 -	1:28.405	44.267	2:12.672	80.56	1.770	11:59:14.670
3 -	1:28.207	43.845	2:12.052 **(2)**	80.93	1.150	12:01:26.722
4 -	1:28.216	44.069	2:12.285 **(3)**	80.79	1.383	12:03:39.007
5 -	1:28.910	44.072	2:12.982	80.37	2.080	12:05:51.989
6 -	1:28.779	44.581	2:13.360	80.14	2.458	12:08:05.349
7 -	***1:27.490***	***43.412***	***2:10.902*** **(1)**	***81.64***		***12:10:16.251***

P17 **34** **Andrew JOHNSON** Suzuki SV650 - Rose & Charlie Racing

IDEAL LAP TIME : 2:10.986 BEST LAP TIME : 2:11.353 DIFFERENCE : 0.367

LAP	SECTOR 1	SECTOR 2	LAP TIME	MPH	DIFF	TIME OF DAY
1 -		44.454	2:21.429	75.57	10.076	11:57:03.247
2 -	1:28.652	44.692	2:13.344	80.15	1.991	11:59:16.591
3 -	1:28.020	44.676	2:12.696 **(3)**	80.54	1.343	12:01:29.287
4 -	1:28.538	44.532	2:13.070	80.31	1.717	12:03:42.357
5 -	***1:27.253***	44.100	***2:11.353*** **(1)**	***81.36***		***12:05:53.710***
6 -	1:28.092	***43.733***	2:11.825 **(2)**	81.07	0.472	12:08:05.535
7 -	1:28.554	44.597	2:13.151	80.27	1.798	12:10:18.686

P18 **372** **Charlie EAGLING** Suzuki SV650 - java bean coffee company

IDEAL LAP TIME : 2:13.482 BEST LAP TIME : 2:13.618 DIFFERENCE : 0.136

LAP	SECTOR 1	SECTOR 2	LAP TIME	MPH	DIFF	TIME OF DAY
1 -		45.370	2:22.525	74.99	8.907	11:57:04.343
2 -	1:29.428	***44.644***	2:14.072	79.71	0.454	11:59:18.415
3 -	***1:28.838***	44.820	2:13.658 **(2)**	79.96	0.040	12:01:32.073
4 -	1:28.854	45.132	2:13.986 **(3)**	79.77	0.368	12:03:46.059
5 -	1:28.879	44.739	***2:13.618*** **(1)**	***79.98***		***12:05:59.677***
6 -	1:29.284	44.938	2:14.222	79.62	0.604	12:08:13.899
7 -	1:29.357	45.313	2:14.670	79.36	1.052	12:10:28.569

P19 **511** **William BARRETT** Suzuki SV650 - RSP Underground Services

IDEAL LAP TIME : 2:11.920 BEST LAP TIME : 2:11.950 DIFFERENCE : 0.030

LAP	SECTOR 1	SECTOR 2	LAP TIME	MPH	DIFF	TIME OF DAY
1 -		45.552	2:20.427	76.11	8.477	11:57:02.245
2 -	1:38.356	44.713	2:23.069	74.70	11.119	11:59:25.314
3 -	1:28.935	46.188	2:15.123	79.09	3.173	12:01:40.437
4 -	1:28.749	44.224	2:12.973	80.37	1.023	12:03:53.410
5 -	1:28.262	***43.893***	2:12.155 **(2)**	80.87	0.205	12:06:05.565
6 -	***1:28.027***	43.923	***2:11.950*** **(1)**	***81.00***		***12:08:17.515***
7 -	1:28.067	44.718	2:12.785 **(3)**	80.49	0.835	12:10:30.300

P20 **119** **Simon HEALEY** Suzuki SV650 - Popular Tyres Ltd / Steam Packet

IDEAL LAP TIME : 2:14.204 BEST LAP TIME : 2:14.325 DIFFERENCE : 0.121

LAP	SECTOR 1	SECTOR 2	LAP TIME	MPH	DIFF	TIME OF DAY
1 -		45.352	2:22.852	74.81	8.527	11:57:04.670
2 -	1:29.220	45.403	2:14.623 **(2)**	79.39	0.298	11:59:19.293
3 -	1:30.104	46.066	2:16.170	78.49	1.845	12:01:35.463
4 -	1:30.063	46.263	2:16.326	78.40	2.001	12:03:51.789
5 -	1:30.151	45.150	2:15.301	78.99	0.976	12:06:07.090
6 -	1:29.218	***45.107***	***2:14.325*** **(1)**	***79.56***		***12:08:21.415***
7 -	***1:29.097***	45.808	2:14.905 **(3)**	79.22	0.580	12:10:36.320

BMCRC - MRO Championships - Rnd 5 @ Snetterton 300

MRO Minitwins & Rookie Minitwins

RACE 7 - SECTOR ANALYSIS

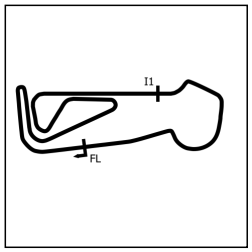

SECTOR 1 = FL to I1, SECTOR 2 = I1 to FL, DIFF = Difference To Personal Best Lap, P = Crossed Finish Line in Pit Lane, D = Time Disallowed

P21 36 RMT Scott ELLIOTT — Suzuki SV650 - Sprockets Racing

IDEAL LAP TIME : 2:16.930 BEST LAP TIME : 2:17.337 DIFFERENCE : 0.407

LAP	SECTOR 1	SECTOR 2	LAP TIME		MPH	DIFF	TIME OF DAY
1 -		***46.072***	2:23.501		74.48	6.164	11:57:05.319
2 -	***1:30.858***	46.479	***2:17.337***	**(1)**	***77.82***		***11:59:22.656***
3 -	1:31.011	46.641	2:17.652	**(2)**	77.64	0.315	12:01:40.308
4 -	1:31.752	46.824	2:18.576		77.12	1.239	12:03:58.884
5 -	1:32.115	46.441	2:18.556		77.13	1.219	12:06:17.440
6 -	1:31.765	46.224	2:17.989	**(3)**	77.45	0.652	12:08:35.429
7 -	1:33.051	46.693	2:19.744		76.48	2.407	12:10:55.173

P22 51 Andrew DURANT — Suzuki SV650 -

IDEAL LAP TIME : 2:17.756 BEST LAP TIME : 2:18.114 DIFFERENCE : 0.358

LAP	SECTOR 1	SECTOR 2	LAP TIME		MPH	DIFF	TIME OF DAY
1 -		***46.352***	2:24.752		73.83	6.638	11:57:06.570
2 -	***1:31.404***	46.710	***2:18.114***	**(1)**	***77.38***		***11:59:24.684***
3 -	1:31.675	47.828	2:19.503	**(2)**	76.61	1.389	12:01:44.187
4 -	1:33.747	47.667	2:21.414		75.58	3.300	12:04:05.601
5 -	1:33.299	47.433	2:20.732	**(3)**	75.94	2.618	12:06:26.333
6 -	1:33.814	47.164	2:20.978		75.81	2.864	12:08:47.311
7 -	1:34.268	47.554	2:21.822		75.36	3.708	12:11:09.133

P23 17 RMT Simon FEARNLEY — Suzuki SV650 - Advanced Driver Training

IDEAL LAP TIME : 2:23.247 BEST LAP TIME : 2:23.866 DIFFERENCE : 0.619

LAP	SECTOR 1	SECTOR 2	LAP TIME		MPH	DIFF	TIME OF DAY
1 -		47.741	2:30.792		70.87	6.926	11:57:12.610
2 -	***1:35.626***	48.358	2:23.984	**(2)**	74.23	0.118	11:59:36.594
3 -	1:36.927	49.418	2:26.345		73.03	2.479	12:02:02.939
4 -	1:37.894	48.689	2:26.583		72.91	2.717	12:04:29.522
5 -	1:38.114	47.760	2:25.874	**(3)**	73.26	2.008	12:06:55.396
6 -	1:36.245	***47.621***	***2:23.866***	**(1)**	***74.29***		***12:09:19.262***

P24 68 RMT Samuel BOYES — Suzuki SV650 -

IDEAL LAP TIME : 2:21.456 BEST LAP TIME : 2:21.902 DIFFERENCE : 0.446

LAP	SECTOR 1	SECTOR 2	LAP TIME		MPH	DIFF	TIME OF DAY
1 -		53.797	2:38.474		67.44	16.572	11:57:20.292
2 -	1:35.980	48.489	2:24.469		73.98	2.567	11:59:44.761
3 -	1:34.730	49.264	2:23.994	**(3)**	74.22	2.092	12:02:08.755
4 -	***1:33.269***	48.633	***2:21.902***	**(1)**	***75.32***		***12:04:30.657***
5 -	1:36.933	48.335	2:25.268		73.57	3.366	12:06:55.925
6 -	1:35.619	***48.187***	2:23.806	**(2)**	74.32	1.904	12:09:19.731

P25 88 RMT Lance JORDAN — Suzuki SV650 -

IDEAL LAP TIME : 2:31.079 BEST LAP TIME : 2:31.852 DIFFERENCE : 0.773

LAP	SECTOR 1	SECTOR 2	LAP TIME		MPH	DIFF	TIME OF DAY
1 -		53.494	2:38.165		67.57	6.313	11:57:19.983
2 -	1:39.571	52.546	2:32.117	**(2)**	70.26	0.265	11:59:52.100
3 -	1:40.651	56.059	2:36.710		68.20	4.858	12:02:28.810
4 -	1:42.072	***51.522***	2:33.594	**(3)**	69.58	1.742	12:05:02.404
5 -	***1:39.557***	52.295	***2:31.852***	**(1)**	***70.38***		***12:07:34.256***
6 -	1:41.576	53.158	2:34.734		69.07	2.882	12:10:08.990

P26 606 RMT Robert BRYANT — Suzuki SV650 - Flying Colours/ R.B Plumbing & Heating

IDEAL LAP TIME : 2:07.257 BEST LAP TIME : 2:09.527 DIFFERENCE : 2.270

LAP	SECTOR 1	SECTOR 2	LAP TIME		MPH	DIFF	TIME OF DAY
1 -		***42.791***	2:13.666		79.96	4.139	11:56:55.484
2 -	1:25.639	43.888	***2:09.527***	**(1)**	***82.51***		***11:59:05.011***
3 -	***1:24.466***						

Weather / Track : Sunny / Dry

Snetterton 300: 2.9689 miles
Date: 28/06/2026 Start: 11:54 Finish: 12:09

BMCRC - MRO Championships - Rnd 5 @ Snetterton 300

MRO Minitwins & Rookie Minitwins

RACE 7 - SECTOR ANALYSIS

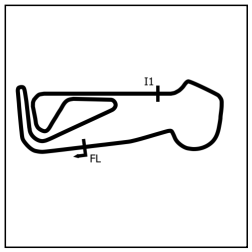

SECTOR 1 = FL to I1, SECTOR 2 = I1 to FL, DIFF = Difference To Personal Best Lap, P = Crossed Finish Line in Pit Lane, D = Time Disallowed

P27 66 Mitch DUCRAN Suzuki SV650 - JP Haulage / Black Widow Exhausts

IDEAL LAP TIME : BEST LAP TIME : DIFFERENCE :

LAP	SECTOR 1	SECTOR 2	LAP TIME	MPH	DIFF	TIME OF DAY
1 -						

Weather / Track : Sunny / Dry

Snetterton 300: 2.9689 miles
Date: 28/06/2026 Start: 11:54 Finish: 12:09

BMCRC - MRO Championships - Rnd 5 @ Snetterton 300

MRO Minitwins & Rookie Minitwins

RACE 7 - BEST SECTORS

	SECTOR 1		SECTOR 2	
POS	NO	TIME	NO	TIME
1	**141**	**1:22.196**	**660**	**40.998**
2	**660**	**1:22.362**	**141**	**41.003**
3	**33**	**1:23.015**	**33**	**41.331**
4	**112**	**1:23.259**	**112**	**41.593**
5	**96**	**1:23.478**	**27**	**41.799**
6	**27**	**1:23.820**	**128**	**42.196**
7	**24**	**1:24.345**	**24**	**42.234**
8	**606**	**1:24.466**	**96**	**42.292**
9	**79**	**1:24.599**	**79**	**42.339**
10	**128**	**1:24.954**	**606**	**42.791**
11	**140**	**1:25.245**	**19**	**42.846**
12	**19**	**1:25.293**	**140**	**43.108**
13	**11**	**1:25.598**	**11**	**43.369**
14	**109**	**1:26.808**	**164**	**43.412**
15	**369**	**1:26.848**	**162**	**43.527**
16	**162**	**1:27.215**	**34**	**43.733**
17	**34**	**1:27.253**	**109**	**43.884**
18	**164**	**1:27.490**	**511**	**43.893**
19	**511**	**1:28.027**	**369**	**44.090**
20	**372**	**1:28.838**	**372**	**44.644**
21	**119**	**1:29.097**	**119**	**45.107**
22	**36**	**1:30.858**	**36**	**46.072**
23	**51**	**1:31.404**	**51**	**46.352**
24	**68**	**1:33.269**	**17**	**47.621**
25	**17**	**1:35.626**	**68**	**48.187**
26	**88**	**1:39.557**	**88**	**51.522**
27				

IDEAL / BEST COMPARISON

POS	NO	NAME	IDEAL	BEST	DIFF
		PERFECT LAP	**2:03.194**		
1	**141**	HARRIS	2:03.199	2:03.528	**0.329**
2	**660**	HARRIS	2:03.360	2:03.687	**0.327**
3	**33**	COSTIN	2:04.346	2:04.589	**0.243**
4	**112**	NAGY	2:04.852	2:05.082	**0.230**
5	**27**	BETTIS	2:05.619	2:05.826	**0.207**
6	**96**	HOWARTH	2:05.770	2:05.770	**0.000**
7	**24**	NOBLE	2:06.579	2:06.966	**0.387**
8	**79**	WOLFF	2:06.938	2:07.582	**0.644**
9	**128**	WHIBLEY	2:07.150	2:07.618	**0.468**
10	**606**	BRYANT	2:07.257	2:09.527	**2.270**
11	**19**	LILLEY	2:08.139	2:08.139	**0.000**
12	**140**	SALES	2:08.353	2:08.428	**0.075**
13	**11**	GARROD	2:08.967	2:08.967	**0.000**
14	**109**	PARSONS	2:10.692	2:10.692	**0.000**
15	**162**	PRIESTLEY	2:10.742	2:10.742	**0.000**
16	**164**	FEARNLEY	2:10.902	2:10.902	**0.000**
17	**369**	LINDSAY	2:10.938	2:10.938	**0.000**
18	**34**	JOHNSON	2:10.986	2:11.353	**0.367**
19	**511**	BARRETT	2:11.920	2:11.950	**0.030**
20	**372**	EAGLING	2:13.482	2:13.618	**0.136**
21	**119**	HEALEY	2:14.204	2:14.325	**0.121**
22	**36**	ELLIOTT	2:16.930	2:17.337	**0.407**
23	**51**	DURANT	2:17.756	2:18.114	**0.358**
24	**68**	BOYES	2:21.456	2:21.902	**0.446**
25	**17**	FEARNLEY	2:23.247	2:23.866	**0.619**
26	**88**	JORDAN	2:31.079	2:31.852	**0.773**

Weather / Track : Sunny / Dry

Snetterton 300: 2.9689 miles
Date: 28/06/2026 Start: 11:54 Finish: 12:09

Results can be found at www.tsl-timing.com

Printed - 12:19 Sunday, 28 June 2026

BMCRC - MRO Championships - Rnd 5 @ Snetterton 300

MRO Minitwins & Rookie Minitwins

RACE 7 - STATISTICS

Competitors Started	27
Planned Start	2026-06-28 @ 11:50:00.000
Actual Start	2026-06-28 @ 11:54:41.817
Finish Time	2026-06-28 @ 12:09:13.493
Track Length	2.9689mi.
Total Laps	174
Total Distance Covered	516.5906mi.

Session Fastest Lap History

NO	CL	NAME	LAP TIME	TIME OF DAY	LAP	VEHICLE
141		**Bill HARRIS**	**2:03.528**	11:58:54.438	2	Suzuki SV650

Session Leader History

NO	CL	NAME	FROM LAP	LAPS LED	DISTANCE	VEHICLE
660		**Ronnie HARRIS**	1	1	2.96 miles	Suzuki SV650
141		**Bill HARRIS**	2	1	2.96 miles	Suzuki SV650
660		**Ronnie HARRIS**	3	1	2.96 miles	Suzuki SV650
141		**Bill HARRIS**	4	4	11.87 miles	Suzuki SV650

Flag History

TYPE	TIME OF DAY
GREEN	11:54:41.817
FINISH	12:09:13.493

Flag Statistics

TYPE	COUNT	TOTAL LAPS	TOTAL TIME
Green	1	7	16:39.310
Red	0	0	0.000
Safety Car	0	0	0.000
FCY	0	0	0.000

Weather / Track : Sunny / Dry

Snetterton 300: 2.9689 miles
Date: 28/06/2026 Start: 11:54 Finish: 12:09

BMCRC - MRO Championships - Rnd 5 @ Snetterton 300

MRO Minitwins & Rookie Minitwins

RACE 7 - STATISTICS

CLASS : 18 Starters

Fastest Lap History

NO	NAME	LAP TIME	TIME OF DAY	LAP	VEHICLE
141	**Bill HARRIS**	**2:03.528**	11:58:54.438	2	Suzuki SV650

Leader History

NO	NAME	FROM LAP	LAPS LED	DISTANCE	VEHICLE
660	**Ronnie HARRIS**	1	1	2.96 miles	Suzuki SV650
141	**Bill HARRIS**	2	1	2.96 miles	Suzuki SV650
660	**Ronnie HARRIS**	3	1	2.96 miles	Suzuki SV650
141	**Bill HARRIS**	4	4	11.87 miles	Suzuki SV650

BMCRC - MRO Championships - Rnd 5 @ Snetterton 300

MRO Minitwins & Rookie Minitwins

RACE 7 - STATISTICS

CLASS : RMT

9 Starters

Fastest Lap History

NO	NAME	LAP TIME	TIME OF DAY	LAP	VEHICLE
24	**Jack NOBLE**	**2:08.848**	11:59:03.317	2	Suzuki SV650
79	**Conor WOLFF**	**2:08.804**	11:59:04.942	2	Suzuki SV650
24	**Jack NOBLE**	**2:06.966**	12:01:10.283	3	Suzuki SV650

Leader History

NO	NAME	FROM LAP	LAPS LED	DISTANCE	VEHICLE
24	**Jack NOBLE**	1	7	20.78 miles	Suzuki SV650

Weather / Track : Sunny / Dry

Snetterton 300: 2.9689 miles
Date: 28/06/2026 Start: 11:54 Finish: 12:09

BMCRC - MRO Championships - Rnd 5 @ Snetterton 300

MRO Minitwins & Rookie Minitwins

RACE 17 - GRID (7 Laps)



These results are provisional until the conclusion of any judicial and technical matters.

Snetterton 300: 2.9689 miles

Clerk Of Course: Caroline Patterson / Tony MacBride	Timekeeper: Craig Smith	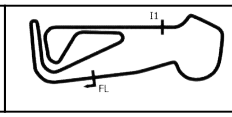

Results can be found at www.tsl-timing.com

Printed - 12:22 Sunday, 28 June 2026

BMCRC - MRO Championships - Rnd 5 @ Snetterton 300

MRO Minitwins & Rookie Minitwins

RACE 17 - CLASSIFICATION - AMENDED

Race Distance: 7 Laps / 20.78 miles

POS	NO	CL	PIC	NAME	ENTRY	LAPS	TIME	GAP	DIFF	MPH	BEST	ON	GRD	↑↓
1	660		1	Ronnie HARRIS	Suzuki SV650 - Team Harris Racing	7	14:26.909			86.30	2:02.623	7	2	1
2	141		2	Bill HARRIS	Suzuki SV650 - Team Harris Racing	7	14:26.950	0.041	0.041	86.29	2:02.568	7	1	-1
3	66		3	Mitch DUCRAN	Suzuki SV650 - JP Haulage / Black Widow Exhausts	7	14:37.814	10.905	10.864	85.23	2:04.218	5	12	9
4	112		4	James NAGY	Suzuki SV650 - Nagy Racing	7	14:38.133	11.224	0.319	85.19	2:04.180	6	4	0
5	27		5	Jack BETTIS	Suzuki SV650 - NB Toolmaking, Upfront Property Services	7	14:55.383	28.474	17.250	83.55	2:06.135	2	6	1
6	24	RMT	1	Jack NOBLE	Suzuki SV650 -	7	14:58.906	31.997	3.523	83.23	2:06.664	7	7	1
7	96*		6	William HOWARTH	Suzuki SV650 -	7	14:59.111	32.202	0.205	83.21	2:06.046	2	5	-2
8	79	RMT	2	Conor WOLFF	Suzuki SV650 -	7	14:59.763	32.854	0.652	83.15	2:06.807	6	8	0
9	19		7	Kevin LILLEY	Suzuki SV650 - Trafalgar Cleaning Eqpt. / Steve Jordan Mot	7	15:10.416	43.507	10.653	82.17	2:08.602	3	10	1
10	128	RMT	3	Brannon WHIBLEY	Suzuki SV650 -	7	15:14.563	47.654	4.147	81.80	2:09.337	6	9	-1
11	140		8	Daniel SALES	Suzuki SV650 - Team Freddie, Vee, & Frank	7	15:15.306	48.397	0.743	81.73	2:09.430	2	11	0
12	162		9	Max PRIESTLEY	Suzuki SV650 -	7	15:27.786	1:00.877	12.480	80.63	2:09.798	7	16	4
13	164		10	Adam FEARNLEY	Suzuki SV650 -	7	15:28.776	1:01.867	0.990	80.55	2:10.576	7	17	4
14	369		11	Merlin LINDSAY	Suzuki SV650 -	7	15:39.901	1:12.992	11.125	79.60	2:12.650	6	18	4
15	109		12	Logan PARSONS	Suzuki SV650 - IMP Racing & Log Racing	7	15:56.376	1:29.467	16.475	78.22	2:13.430	4	15	0
16	372		13	Charlie EAGLING	Suzuki SV650 - java bean coffee company	7	16:00.603	1:33.694	4.227	77.88	2:14.427	4	21	5
17	36	RMT	4	Scott ELLIOTT	Suzuki SV650 - Sprockets Racing	7	16:06.443	1:39.534	5.840	77.41	2:15.669	7	23	6
18	34		14	Andrew JOHNSON	Suzuki SV650 - Rose & Charlie Racing	7	16:12.915	1:46.006	6.472	76.89	2:14.739	5	19	1
19	51		15	Andrew DURANT	Suzuki SV650 -	7	16:29.552	2:02.643	16.637	75.60	2:18.941	4	24	5
20	68	RMT	5	Samuel BOYES	Suzuki SV650 -	7	16:37.286	2:10.377	7.734	75.02	2:19.820	5	25	5
21	17	RMT	6	Simon FEARNLEY	Suzuki SV650 - Advanced Driver Training	6	14:36.921	1 Lap	1 Lap	73.12	2:23.781	4	26	5
					NOT CLASSIFIED									
DNF	33			Steve COSTIN	Suzuki SV650 - Surrey Motorcycles/ Sublime dsg /Traq72 R	0							3	
DNF	119			Simon HEALEY	Suzuki SV650 - Popular Tyres Ltd / Steam Packet	0							22	
					FASTEST LAP									
	141			Bill HARRIS	Suzuki SV650 - Team Harris Racing	7	2:02.568		87.20 mph		140.33 kph			
	24	RMT		Jack NOBLE	Suzuki SV650 -	7	2:06.664		84.38 mph		135.79 kph			

Result Amended - No 96 - 10 second penalty applied - jump start
Class - 92.5% of Race Speed = 79.82 mph
Class RMT - 92.5% of Race Speed = 76.98 mph

Weather / Track : Bright / Dry
These results are provisional until the conclusion of any judicial and technical matters.

Date: 28/06/2026 Start: 16:36 Finish: 16:50
Snetterton 300: 2.9689 miles

Clerk Of Course: Caroline Patterson / Tony MacBride	Timekeeper: Craig Smith	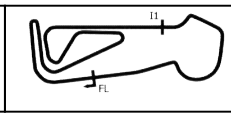

Results can be found at www.tsl-timing.com

Printed - 17:19 Sunday, 28 June 2026

BMCRC - MRO Championships - Rnd 5 @ Snetterton 300

MRO Minitwins & Rookie Minitwins

RACE 17 - LAP CHART

LAP 1 @ 16:38:39.053

NO	BEHIND	LAP TIME
660		2:07.745
141	0.213	2:07.958
112	1.757	2:09.502
96	2.846	2:10.591
66	2.847	2:10.592
27	5.459	2:13.204
24	5.462	2:13.207
79	7.616	2:15.361
128	8.579	2:16.324
19	8.756	2:16.501
140	8.941	2:16.686
109	12.168	2:19.913
162	12.542	2:20.287
164	12.586	2:20.331
369	13.904	2:21.649
372	14.270	2:22.015
36	17.772	2:25.517
51	19.790	2:27.535
68	23.534	2:31.279
17	25.088	2:32.833
34	29.874	2:37.619

LAP 2 @ 16:40:43.330

NO	BEHIND	LAP TIME
660		2:04.277
141	0.176	2:04.240
112	2.550	2:05.070
66	3.050	2:04.480
96	4.615	2:06.046
27	7.317	2:06.135
24	8.607	2:07.422
79	11.148	2:07.809
19	13.087	2:08.608
128	13.684	2:09.382
140	14.094	2:09.430
162	19.567	2:11.302
164	20.212	2:11.903
109	21.579	2:13.688
369	22.711	2:13.084
372	24.566	2:14.573
36	32.558	2:19.063
51	35.206	2:19.693
68	42.498	2:23.241
34	43.665	2:18.068
17	45.713	2:24.902

LAP 3 @ 16:42:46.707

NO	BEHIND	LAP TIME
660		2:03.377
141	0.215	2:03.416
66	4.389	2:04.716
112	4.660	2:05.487
96	7.542	2:06.304
27	11.015	2:07.075
24	13.321	2:08.091
79	16.128	2:08.357
19	18.312	2:08.602
128	20.597	2:10.290
140	21.000	2:10.283
162	28.082	2:11.892
164	29.421	2:12.586
109	31.794	2:13.592
369	32.247	2:12.913
372	36.433	2:15.244
36	46.568	2:17.387
51	51.074	2:19.245
34	57.182	2:16.894
68	1:00.901	2:21.780
17	1:07.279	2:24.943

LAP 4 @ 16:44:49.638

NO	BEHIND	LAP TIME
660		2:02.931
141	0.125	2:02.841
66	5.972	2:04.514
112	6.210	2:04.481
96	11.155	2:06.544
27	14.777	2:06.693
24	18.303	2:07.913
79	20.255	2:07.058
19	24.174	2:08.793
128	27.439	2:09.773
140	27.938	2:09.869
162	36.492	2:11.341
164	37.632	2:11.142
369	42.044	2:12.728
109	42.293	2:13.430
372	47.929	2:14.427
36	59.804	2:16.167
51	1:07.084	2:18.941
34	1:09.016	2:14.765
68	1:19.124	2:21.154
17	1:28.129	2:23.781

LAP 5 @ 16:46:52.601

NO	BEHIND	LAP TIME
660		2:02.963
141	0.299	2:03.137
66	7.227	2:04.218
112	7.498	2:04.251
96	15.120	2:06.928
27	18.760	2:06.946
24	23.033	2:07.693
79	24.284	2:06.992
19	30.743	2:09.532
128	34.003	2:09.527
140	34.509	2:09.534
162	45.456	2:11.927
164	45.834	2:11.165
369	52.024	2:12.943
109	59.141	2:19.811
372	1:01.233	2:16.267
36	1:13.412	2:16.571
34	1:20.792	2:14.739
51	1:24.434	2:20.313
68	1:35.981	2:19.820
17	1:50.331	2:25.165

LAP 6 @ 16:48:55.594

NO	BEHIND	LAP TIME
660		2:02.993
141	0.096	2:02.790
112	8.685	2:04.180
66	8.751	2:04.517
96	18.617	2:06.490
27	22.724	2:06.957
24	27.956	2:07.916
79	28.098	2:06.807
19	36.921	2:09.171
128	40.347	2:09.337
140	41.284	2:09.768
162	53.702	2:11.239
164	53.914	2:11.073
369	1:01.681	2:12.650
109	1:12.964	2:16.816
372	1:19.498	2:21.258
36	1:26.488	2:16.069
34	1:32.797	2:14.998
51	1:42.522	2:21.081
68	1:53.144	2:20.156

LAP 7 @ 16:50:58.217

NO	BEHIND	LAP TIME
660		2:02.623
141	0.041	2:02.568
17	1 Lap	2:25.297
66	10.905	2:04.777
112	11.224	2:05.162
96	22.202	2:06.208
27	28.474	2:08.373
24	31.997	2:06.664
79	32.854	2:07.379
19	43.507	2:09.209
128	47.654	2:09.930
140	48.397	2:09.736
162	1:00.877	2:09.798
164	1:01.867	2:10.576
369	1:12.992	2:13.934
109	1:29.467	2:19.126
372	1:33.694	2:16.819
36	1:39.534	2:15.669
34	1:46.006	2:15.832
51	2:02.643	2:22.744
68	2:10.377	2:19.856

Weather / Track : Bright / Dry

Snetterton 300: 2.9689 miles
Date: 28/06/2026 Start: 16:36 Finish: 16:50

Results can be found at www.tsl-timing.com

Printed - 16:53 Sunday, 28 June 2026

BMCRC - MRO Championships - Rnd 5 @ Snetterton 300

MRO Minitwins & Rookie Minitwins

RACE 17 - POSITION CHART

No	Name	Lap Pos	1	2	3	4	5	6	7
141	HARRIS	1	660	660	660	660	660	660	660
660	HARRIS	2	141	141	141	141	141	141	141
33	COSTIN	3	112	112	66	66	66	112	66
112	NAGY	4	96	66	112	112	112	66	112
96	HOWARTH	5	66	96	96	96	96	96	96
27	BETTIS	6	27	27	27	27	27	27	27
24	NOBLE	7	24	24	24	24	24	24	24
79	WOLFF	8	79	79	79	79	79	79	79
128	WHIBLEY	9	128	19	19	19	19	19	19
19	LILLEY	10	19	128	128	128	128	128	128
140	SALES	11	140	140	140	140	140	140	140
66	DUCRAN	12	109	162	162	162	162	162	162
109	PARSONS	13	162	164	164	164	164	164	164
162	PRIESTLEY	14	164	109	109	369	369	369	369
164	FEARNLEY	15	369	369	369	109	109	109	109
369	LINDSAY	16	372	372	372	372	372	372	372
34	JOHNSON	17	36	36	36	36	36	36	36
372	EAGLING	18	51	51	51	51	34	34	34
119	HEALEY	19	68	68	34	34	51	51	51
36	ELLIOTT	20	17	34	68	68	68	68	68
51	DURANT	21	34	17	17	17	17	17	
68	BOYES	22							
17	FEARNLEY	23							

Weather / Track : Bright / Dry

Snetterton 300: 2.9689 miles
Date: 28/06/2026 Start: 16:36 Finish: 16:50

Results can be found at www.tsl-timing.com

Printed - 16:53 Sunday, 28 June 2026

BMCRC - MRO Championships - Rnd 5 @ Snetterton 300

MRO Minitwins & Rookie Minitwins

RACE 17 - SECTOR ANALYSIS

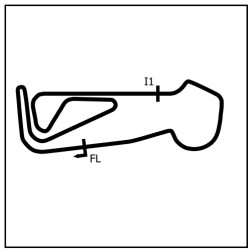

SECTOR 1 = FL to I1, SECTOR 2 = I1 to FL, DIFF = Difference To Personal Best Lap, P = Crossed Finish Line in Pit Lane, D = Time Disallowed

P1 **660** **Ronnie HARRIS** Suzuki SV650 - Team Harris Racing

IDEAL LAP TIME : 2:02.623 BEST LAP TIME : 2:02.623 DIFFERENCE : 0.000

LAP	SECTOR 1	SECTOR 2	LAP TIME	MPH	DIFF	TIME OF DAY
1 -		40.857	2:07.745	83.66	5.122	16:38:39.053
2 -	1:23.209	41.068	2:04.277	86.00	1.654	16:40:43.330
3 -	1:22.352	41.025	2:03.377	86.62	0.754	16:42:46.707
4 -	1:22.083	40.848	2:02.931 **(2)**	86.94	0.308	16:44:49.638
5 -	1:22.077	40.886	2:02.963 **(3)**	86.92	0.340	16:46:52.601
6 -	1:22.227	40.766	2:02.993	86.89	0.370	16:48:55.594
7 -	***1:22.002***	***40.621***	***2:02.623 (1)***	***87.16***		***16:50:58.217***

P2 **141** **Bill HARRIS** Suzuki SV650 - Team Harris Racing

IDEAL LAP TIME : 2:02.568 BEST LAP TIME : 2:02.568 DIFFERENCE : 0.000

LAP	SECTOR 1	SECTOR 2	LAP TIME	MPH	DIFF	TIME OF DAY
1 -		40.856	2:07.958	83.52	5.390	16:38:39.266
2 -	1:23.095	41.145	2:04.240	86.02	1.672	16:40:43.506
3 -	1:22.306	41.110	2:03.416	86.60	0.848	16:42:46.922
4 -	1:22.147	40.694	2:02.841 **(3)**	87.00	0.273	16:44:49.763
5 -	1:22.013	41.124	2:03.137	86.79	0.569	16:46:52.900
6 -	1:22.121	40.669	2:02.790 **(2)**	87.04	0.222	16:48:55.690
7 -	***1:21.926***	***40.642***	***2:02.568 (1)***	***87.20***		***16:50:58.258***

P3 **66** **Mitch DUCRAN** Suzuki SV650 - JP Haulage / Black Widow Exhausts

IDEAL LAP TIME : 2:04.126 BEST LAP TIME : 2:04.218 DIFFERENCE : 0.092

LAP	SECTOR 1	SECTOR 2	LAP TIME	MPH	DIFF	TIME OF DAY
1 -		***41.486***	2:10.592	81.84	6.374	16:38:41.900
2 -	1:22.848	41.632	2:04.480 **(2)**	85.86	0.262	16:40:46.380
3 -	1:23.008	41.708	2:04.716	85.69	0.498	16:42:51.096
4 -	1:22.918	41.596	2:04.514 **(3)**	85.83	0.296	16:44:55.610
5 -	***1:22.640***	41.578	***2:04.218 (1)***	***86.04***		***16:46:59.828***
6 -	1:22.893	41.624	2:04.517	85.83	0.299	16:49:04.345
7 -	1:22.688	42.089	2:04.777	85.65	0.559	16:51:09.122

P4 **112** **James NAGY** Suzuki SV650 - Nagy Racing

IDEAL LAP TIME : 2:03.975 BEST LAP TIME : 2:04.180 DIFFERENCE : 0.205

LAP	SECTOR 1	SECTOR 2	LAP TIME	MPH	DIFF	TIME OF DAY
1 -		***41.296***	2:09.502	82.53	5.322	16:38:40.810
2 -	1:23.354	41.716	2:05.070	85.45	0.890	16:40:45.880
3 -	1:23.573	41.914	2:05.487	85.17	1.307	16:42:51.367
4 -	1:23.114	41.367	2:04.481 **(3)**	85.86	0.301	16:44:55.848
5 -	1:22.855	41.396	2:04.251 **(2)**	86.02	0.071	16:47:00.099
6 -	***1:22.679***	41.501	***2:04.180 (1)***	***86.06***		***16:49:04.279***
7 -	1:23.214	41.948	2:05.162	85.39	0.982	16:51:09.441

P5 **96** **William HOWARTH** Suzuki SV650 -

IDEAL LAP TIME : 2:05.716 BEST LAP TIME : 2:06.046 DIFFERENCE : 0.330

LAP	SECTOR 1	SECTOR 2	LAP TIME	MPH	DIFF	TIME OF DAY
1 -		***42.097***	2:10.591	81.84	4.545	16:38:41.899
2 -	***1:23.619***	42.427	***2:06.046 (1)***	***84.79***		***16:40:47.945***
3 -	1:24.113	42.191	2:06.304 **(3)**	84.62	0.258	16:42:54.249
4 -	1:24.262	42.282	2:06.544	84.46	0.498	16:45:00.793
5 -	1:24.634	42.294	2:06.928	84.20	0.882	16:47:07.721
6 -	1:24.333	42.157	2:06.490	84.49	0.444	16:49:14.211
7 -	1:23.807	42.401	2:06.208 **(2)**	84.68	0.162	16:51:20.419

BMCRC - MRO Championships - Rnd 5 @ Snetterton 300

MRO Minitwins & Rookie Minitwins

RACE 17 - SECTOR ANALYSIS

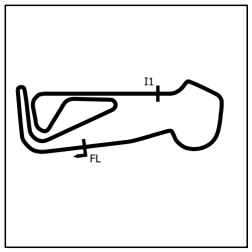

SECTOR 1 = FL to I1, SECTOR 2 = I1 to FL, DIFF = Difference To Personal Best Lap, P = Crossed Finish Line in Pit Lane, D = Time Disallowed

P6 27 Jack BETTIS — Suzuki SV650 - NB Toolmaking, Upfront Property Services

IDEAL LAP TIME : 2:06.135 BEST LAP TIME : 2:06.135 DIFFERENCE : 0.000

LAP	SECTOR 1	SECTOR 2	LAP TIME		MPH	DIFF	TIME OF DAY
1 -		43.474	2:13.204		80.23	7.069	16:38:44.512
2 -	***1:24.165***	***41.970***	***2:06.135***	***(1)***	***84.73***		***16:40:50.647***
3 -	1:24.502	42.573	2:07.075		84.10	0.940	16:42:57.722
4 -	1:24.482	42.211	2:06.693	**(2)**	84.36	0.558	16:45:04.415
5 -	1:24.729	42.217	2:06.946	**(3)**	84.19	0.811	16:47:11.361
6 -	1:24.845	42.112	2:06.957		84.18	0.822	16:49:18.318
7 -	1:25.371	43.002	2:08.373		83.25	2.238	16:51:26.691

P7 24 RMT Jack NOBLE — Suzuki SV650 -

IDEAL LAP TIME : 2:06.664 BEST LAP TIME : 2:06.664 DIFFERENCE : 0.000

LAP	SECTOR 1	SECTOR 2	LAP TIME		MPH	DIFF	TIME OF DAY
1 -		44.106	2:13.207		80.23	6.543	16:38:44.515
2 -	1:24.737	42.685	2:07.422	**(2)**	83.87	0.758	16:40:51.937
3 -	1:24.792	43.299	2:08.091		83.44	1.427	16:43:00.028
4 -	1:24.692	43.221	2:07.913		83.55	1.249	16:45:07.941
5 -	1:24.951	42.742	2:07.693	**(3)**	83.70	1.029	16:47:15.634
6 -	1:24.824	43.092	2:07.916		83.55	1.252	16:49:23.550
7 -	***1:24.274***	***42.390***	***2:06.664***	***(1)***	***84.38***		***16:51:30.214***

P8 79 RMT Conor WOLFF — Suzuki SV650 -

IDEAL LAP TIME : 2:06.679 BEST LAP TIME : 2:06.807 DIFFERENCE : 0.128

LAP	SECTOR 1	SECTOR 2	LAP TIME		MPH	DIFF	TIME OF DAY
1 -		43.436	2:15.361		78.95	8.554	16:38:46.669
2 -	1:25.040	42.769	2:07.809		83.62	1.002	16:40:54.478
3 -	1:25.588	42.769	2:08.357		83.26	1.550	16:43:02.835
4 -	***1:24.553***	42.505	2:07.058	**(3)**	84.11	0.251	16:45:09.893
5 -	1:24.866	***42.126***	2:06.992	**(2)**	84.16	0.185	16:47:16.885
6 -	1:24.582	42.225	***2:06.807***	***(1)***	***84.28***		***16:49:23.692***
7 -	1:24.990	42.389	2:07.379		83.90	0.572	16:51:31.071

P9 19 Kevin LILLEY — Suzuki SV650 - Trafalgar Cleaning Eqpt. / Steve Jordan Motorcy

IDEAL LAP TIME : 2:08.358 BEST LAP TIME : 2:08.602 DIFFERENCE : 0.244

LAP	SECTOR 1	SECTOR 2	LAP TIME		MPH	DIFF	TIME OF DAY
1 -		44.152	2:16.501		78.30	7.899	16:38:47.809
2 -	***1:25.231***	43.377	2:08.608	**(2)**	83.10	0.006	16:40:56.417
3 -	1:25.434	43.168	***2:08.602***	***(1)***	***83.10***		***16:43:05.019***
4 -	1:25.666	***43.127***	2:08.793	**(3)**	82.98	0.191	16:45:13.812
5 -	1:26.121	43.411	2:09.532		82.51	0.930	16:47:23.344
6 -	1:26.004	43.167	2:09.171		82.74	0.569	16:49:32.515
7 -	1:25.589	43.620	2:09.209		82.71	0.607	16:51:41.724

P10 128 RMT Brannon WHIBLEY — Suzuki SV650 -

IDEAL LAP TIME : 2:09.244 BEST LAP TIME : 2:09.337 DIFFERENCE : 0.093

LAP	SECTOR 1	SECTOR 2	LAP TIME		MPH	DIFF	TIME OF DAY
1 -		44.394	2:16.324		78.40	6.987	16:38:47.632
2 -	1:26.363	43.019	2:09.382	**(2)**	82.60	0.045	16:40:57.014
3 -	***1:26.356***	43.934	2:10.290		82.03	0.953	16:43:07.304
4 -	1:26.474	43.299	2:09.773		82.35	0.436	16:45:17.077
5 -	1:26.466	43.061	2:09.527	**(3)**	82.51	0.190	16:47:26.604
6 -	1:26.449	***42.888***	***2:09.337***	***(1)***	***82.63***		***16:49:35.941***
7 -	1:26.478	43.452	2:09.930		82.26	0.593	16:51:45.871

BMCRC - MRO Championships - Rnd 5 @ Snetterton 300

MRO Minitwins & Rookie Minitwins

RACE 17 - SECTOR ANALYSIS

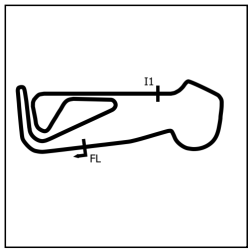

SECTOR 1 = FL to I1, SECTOR 2 = I1 to FL, DIFF = Difference To Personal Best Lap, P = Crossed Finish Line in Pit Lane, D = Time Disallowed

P11 **140** **Daniel SALES** Suzuki SV650 - Team Freddie, Vee, & Frank

IDEAL LAP TIME : 2:09.430 BEST LAP TIME : 2:09.430 DIFFERENCE : 0.000

LAP	SECTOR 1	SECTOR 2	LAP TIME		MPH	DIFF	TIME OF DAY
1 -		44.368	2:16.686		78.19	7.256	16:38:47.994
2 -	***1:26.330***	***43.100***	***2:09.430***	***(1)***	***82.57***		***16:40:57.424***
3 -	1:26.353	43.930	2:10.283		82.03	0.853	16:43:07.707
4 -	1:26.365	43.504	2:09.869		82.29	0.439	16:45:17.576
5 -	1:26.397	43.137	2:09.534	**(2)**	82.51	0.104	16:47:27.110
6 -	1:26.575	43.193	2:09.768		82.36	0.338	16:49:36.878
7 -	1:26.554	43.182	2:09.736	**(3)**	82.38	0.306	16:51:46.614

P12 **162** **Max PRIESTLEY** Suzuki SV650 -

IDEAL LAP TIME : 2:09.798 BEST LAP TIME : 2:09.798 DIFFERENCE : 0.000

LAP	SECTOR 1	SECTOR 2	LAP TIME		MPH	DIFF	TIME OF DAY
1 -		45.147	2:20.287		76.18	10.489	16:38:51.595
2 -	1:27.153	44.149	2:11.302	**(3)**	81.40	1.504	16:41:02.897
3 -	1:27.941	43.951	2:11.892		81.03	2.094	16:43:14.789
4 -	1:27.576	43.765	2:11.341		81.37	1.543	16:45:26.130
5 -	1:28.123	43.804	2:11.927		81.01	2.129	16:47:38.057
6 -	1:27.219	44.020	2:11.239	**(2)**	81.43	1.441	16:49:49.296
7 -	***1:26.668***	***43.130***	***2:09.798***	***(1)***	***82.34***		***16:51:59.094***

P13 **164** **Adam FEARNLEY** Suzuki SV650 -

IDEAL LAP TIME : 2:10.565 BEST LAP TIME : 2:10.576 DIFFERENCE : 0.011

LAP	SECTOR 1	SECTOR 2	LAP TIME		MPH	DIFF	TIME OF DAY
1 -		44.504	2:20.331		76.16	9.755	16:38:51.639
2 -	1:28.318	43.585	2:11.903		81.02	1.327	16:41:03.542
3 -	1:28.892	43.694	2:12.586		80.61	2.010	16:43:16.128
4 -	1:27.699	***43.443***	2:11.142	**(3)**	81.50	0.566	16:45:27.270
5 -	1:27.586	43.579	2:11.165		81.48	0.589	16:47:38.435
6 -	1:27.497	43.576	2:11.073	**(2)**	81.54	0.497	16:49:49.508
7 -	***1:27.122***	43.454	***2:10.576***	***(1)***	***81.85***		***16:52:00.084***

P14 **369** **Merlin LINDSAY** Suzuki SV650 -

IDEAL LAP TIME : 2:12.416 BEST LAP TIME : 2:12.650 DIFFERENCE : 0.234

LAP	SECTOR 1	SECTOR 2	LAP TIME		MPH	DIFF	TIME OF DAY
1 -		44.932	2:21.649		75.45	8.999	16:38:52.957
2 -	1:28.204	44.880	2:13.084		80.31	0.434	16:41:06.041
3 -	1:28.102	44.811	2:12.913	**(3)**	80.41	0.263	16:43:18.954
4 -	1:27.976	***44.752***	2:12.728	**(2)**	80.52	0.078	16:45:31.682
5 -	1:27.979	44.964	2:12.943		80.39	0.293	16:47:44.625
6 -	***1:27.664***	44.986	***2:12.650***	***(1)***	***80.57***		***16:49:57.275***
7 -	1:28.329	45.605	2:13.934		79.80	1.284	16:52:11.209

P15 **109** **Logan PARSONS** Suzuki SV650 - IMP Racing & Log Racing

IDEAL LAP TIME : 2:13.048 BEST LAP TIME : 2:13.430 DIFFERENCE : 0.382

LAP	SECTOR 1	SECTOR 2	LAP TIME		MPH	DIFF	TIME OF DAY
1 -		44.837	2:19.913		76.39	6.483	16:38:51.221
2 -	1:28.795	44.893	2:13.688	**(3)**	79.94	0.258	16:41:04.909
3 -	1:28.770	***44.822***	2:13.592	**(2)**	80.00	0.162	16:43:18.501
4 -	1:28.446	44.984	***2:13.430***	***(1)***	***80.10***		***16:45:31.931***
5 -	***1:28.226***	51.585	2:19.811		76.44	6.381	16:47:51.742
6 -	1:30.431	46.385	2:16.816		78.12	3.386	16:50:08.558
7 -	1:32.032	47.094	2:19.126		76.82	5.696	16:52:27.684

BMCRC - MRO Championships - Rnd 5 @ Snetterton 300

MRO Minitwins & Rookie Minitwins

RACE 17 - SECTOR ANALYSIS

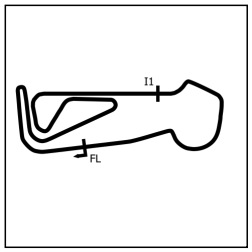

SECTOR 1 = FL to I1, SECTOR 2 = I1 to FL, DIFF = Difference To Personal Best Lap, P = Crossed Finish Line in Pit Lane, D = Time Disallowed

P16 372 Charlie EAGLING — Suzuki SV650 - java bean coffee company

IDEAL LAP TIME : 2:14.142 BEST LAP TIME : 2:14.427 DIFFERENCE : 0.285

LAP	SECTOR 1	SECTOR 2	LAP TIME	MPH	DIFF	TIME OF DAY
1 -		***44.777***	2:22.015	75.26	7.588	16:38:53.323
2 -	***1:29.365***	45.208	2:14.573 **(2)**	79.42	0.146	16:41:07.896
3 -	1:30.140	45.104	2:15.244 **(3)**	79.02	0.817	16:43:23.140
4 -	1:29.381	45.046	***2:14.427*** **(1)**	***79.50***		***16:45:37.567***
5 -	1:30.219	46.048	2:16.267	78.43	1.840	16:47:53.834
6 -	1:34.736	46.522	2:21.258	75.66	6.831	16:50:15.092
7 -	1:30.655	46.164	2:16.819	78.11	2.392	16:52:31.911

P17 36 RMT Scott ELLIOTT — Suzuki SV650 - Sprockets Racing

IDEAL LAP TIME : 2:15.669 BEST LAP TIME : 2:15.669 DIFFERENCE : 0.000

LAP	SECTOR 1	SECTOR 2	LAP TIME	MPH	DIFF	TIME OF DAY
1 -		47.231	2:25.517	73.44	9.848	16:38:56.825
2 -	1:32.070	46.993	2:19.063	76.85	3.394	16:41:15.888
3 -	1:31.107	46.280	2:17.387	77.79	1.718	16:43:33.275
4 -	1:30.246	45.921	2:16.167 **(3)**	78.49	0.498	16:45:49.442
5 -	1:30.217	46.354	2:16.571	78.26	0.902	16:48:06.013
6 -	1:30.496	45.573	2:16.069 **(2)**	78.54	0.400	16:50:22.082
7 -	***1:30.104***	***45.565***	***2:15.669*** **(1)**	***78.78***		***16:52:37.751***

P18 34 Andrew JOHNSON — Suzuki SV650 - Rose & Charlie Racing

IDEAL LAP TIME : 2:13.615 BEST LAP TIME : 2:14.739 DIFFERENCE : 1.124

LAP	SECTOR 1	SECTOR 2	LAP TIME	MPH	DIFF	TIME OF DAY
1 -		1:01.825	2:37.619	67.80	22.880	16:39:08.927
2 -	1:31.578	46.490	2:18.068	77.41	3.329	16:41:26.995
3 -	1:30.590	46.304	2:16.894	78.07	2.155	16:43:43.889
4 -	1:30.637	***44.128***	2:14.765 **(2)**	79.30	0.026	16:45:58.654
5 -	***1:29.487***	45.252	***2:14.739*** **(1)**	***79.32***		***16:48:13.393***
6 -	1:29.660	45.338	2:14.998 **(3)**	79.17	0.259	16:50:28.391
7 -	1:30.473	45.359	2:15.832	78.68	1.093	16:52:44.223

P19 51 Andrew DURANT — Suzuki SV650 -

IDEAL LAP TIME : 2:18.707 BEST LAP TIME : 2:18.941 DIFFERENCE : 0.234

LAP	SECTOR 1	SECTOR 2	LAP TIME	MPH	DIFF	TIME OF DAY
1 -		46.849	2:27.535	72.44	8.594	16:38:58.843
2 -	1:32.860	46.833	2:19.693 **(3)**	76.51	0.752	16:41:18.536
3 -	1:32.526	***46.719***	2:19.245 **(2)**	76.75	0.304	16:43:37.781
4 -	***1:31.988***	46.953	***2:18.941*** **(1)**	***76.92***		***16:45:56.722***
5 -	1:32.960	47.353	2:20.313	76.17	1.372	16:48:17.035
6 -	1:33.519	47.562	2:21.081	75.75	2.140	16:50:38.116
7 -	1:35.018	47.726	2:22.744	74.87	3.803	16:53:00.860

P20 68 RMT Samuel BOYES — Suzuki SV650 -

IDEAL LAP TIME : 2:19.460 BEST LAP TIME : 2:19.820 DIFFERENCE : 0.360

LAP	SECTOR 1	SECTOR 2	LAP TIME	MPH	DIFF	TIME OF DAY
1 -		49.288	2:31.279	70.65	11.459	16:39:02.587
2 -	1:33.700	49.541	2:23.241	74.61	3.421	16:41:25.828
3 -	1:33.872	47.908	2:21.780	75.38	1.960	16:43:47.608
4 -	1:33.989	47.165	2:21.154	75.71	1.334	16:46:08.762
5 -	***1:32.506***	47.314	***2:19.820*** **(1)**	***76.44***		***16:48:28.582***
6 -	1:32.673	47.483	2:20.156 **(3)**	76.25	0.336	16:50:48.738
7 -	1:32.902	***46.954***	2:19.856 **(2)**	76.42	0.036	16:53:08.594

BMCRC - MRO Championships - Rnd 5 @ Snetterton 300

MRO Minitwins & Rookie Minitwins

RACE 17 - SECTOR ANALYSIS

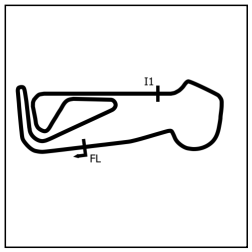

SECTOR 1 = FL to I1, SECTOR 2 = I1 to FL, DIFF = Difference To Personal Best Lap, P = Crossed Finish Line in Pit Lane, D = Time Disallowed

P21 17 RMT Simon FEARNLEY Suzuki SV650 - Advanced Driver Training

IDEAL LAP TIME : 2:23.715 BEST LAP TIME : 2:23.781 DIFFERENCE : 0.066

LAP	SECTOR 1	SECTOR 2	LAP TIME		MPH	DIFF	TIME OF DAY
1 -		48.529	2:32.833		69.93	9.052	16:39:04.141
2 -	1:36.251	48.651	2:24.902	**(2)**	73.76	1.121	16:41:29.043
3 -	1:36.714	***48.229***	2:24.943	**(3)**	73.73	1.162	16:43:53.986
4 -	***1:35.486***	48.295	***2:23.781***	**(1)**	***74.33***		***16:46:17.767***
5 -	1:36.414	48.751	2:25.165		73.62	1.384	16:48:42.932
6 -	1:35.707	49.590	2:25.297		73.56	1.516	16:51:08.229

P22 33 Steve COSTIN Suzuki SV650 - Surrey Motorcycles/ Sublime dsg /Traq72 Race

IDEAL LAP TIME : BEST LAP TIME : DIFFERENCE :

LAP	SECTOR 1	SECTOR 2	LAP TIME	MPH	DIFF	TIME OF DAY
1 -						

BMCRC - MRO Championships - Rnd 5 @ Snetterton 300

MRO Minitwins & Rookie Minitwins

RACE 17 - BEST SECTORS

	SECTOR 1		SECTOR 2	
POS	NO	TIME	NO	TIME
1	**141**	**1:21.926**	**660**	**40.621**
2	**660**	**1:22.002**	**141**	**40.642**
3	**66**	**1:22.640**	**112**	**41.296**
4	**112**	**1:22.679**	**66**	**41.486**
5	**96**	**1:23.619**	**27**	**41.970**
6	**27**	**1:24.165**	**96**	**42.097**
7	**24**	**1:24.274**	**79**	**42.126**
8	**79**	**1:24.553**	**24**	**42.390**
9	**19**	**1:25.231**	**128**	**42.888**
10	**140**	**1:26.330**	**140**	**43.100**
11	**128**	**1:26.356**	**19**	**43.127**
12	**162**	**1:26.668**	**162**	**43.130**
13	**164**	**1:27.122**	**164**	**43.443**
14	**369**	**1:27.664**	**34**	**44.128**
15	**109**	**1:28.226**	**369**	**44.752**
16	**372**	**1:29.365**	**372**	**44.777**
17	**34**	**1:29.487**	**109**	**44.822**
18	**36**	**1:30.104**	**36**	**45.565**
19	**51**	**1:31.988**	**51**	**46.719**
20	**68**	**1:32.506**	**68**	**46.954**
21	**17**	**1:35.486**	**17**	**48.229**
22				
23				

IDEAL / BEST COMPARISON

				IDEAL	BEST	DIFF
			PERFECT LAP	**2:02.547**		
1	**141**	HARRIS		2:02.568	2:02.568	**0.000**
2	**660**	HARRIS		2:02.623	2:02.623	**0.000**
3	**112**	NAGY		2:03.975	2:04.180	**0.205**
4	**66**	DUCRAN		2:04.126	2:04.218	**0.092**
5	**96**	HOWARTH		2:05.716	2:06.046	**0.330**
6	**27**	BETTIS		2:06.135	2:06.135	**0.000**
7	**24**	NOBLE		2:06.664	2:06.664	**0.000**
8	**79**	WOLFF		2:06.679	2:06.807	**0.128**
9	**19**	LILLEY		2:08.358	2:08.602	**0.244**
10	**128**	WHIBLEY		2:09.244	2:09.337	**0.093**
11	**140**	SALES		2:09.430	2:09.430	**0.000**
12	**162**	PRIESTLEY		2:09.798	2:09.798	**0.000**
13	**164**	FEARNLEY		2:10.565	2:10.576	**0.011**
14	**369**	LINDSAY		2:12.416	2:12.650	**0.234**
15	**109**	PARSONS		2:13.048	2:13.430	**0.382**
16	**34**	JOHNSON		2:13.615	2:14.739	**1.124**
17	**372**	EAGLING		2:14.142	2:14.427	**0.285**
18	**36**	ELLIOTT		2:15.669	2:15.669	**0.000**
19	**51**	DURANT		2:18.707	2:18.941	**0.234**
20	**68**	BOYES		2:19.460	2:19.820	**0.360**
21	**17**	FEARNLEY		2:23.715	2:23.781	**0.066**

Weather / Track : Bright / Dry

Snetterton 300: 2.9689 miles
Date: 28/06/2026 Start: 16:36 Finish: 16:50

Results can be found at www.tsl-timing.com

Printed - 16:53 Sunday, 28 June 2026

BMCRC - MRO Championships - Rnd 5 @ Snetterton 300

MRO Minitwins & Rookie Minitwins

RACE 17 - STATISTICS

Competitors Started	23
Planned Start	2026-06-28 @ 16:30:00.000
Actual Start	2026-06-28 @ 16:36:31.307
Finish Time	2026-06-28 @ 16:50:58.216
Track Length	2.9689mi.
Total Laps	146
Total Distance Covered	433.4610mi.

Session Fastest Lap History

NO	CL	NAME	LAP TIME	TIME OF DAY	LAP	VEHICLE
660		**Ronnie HARRIS**	**2:04.277**	16:40:43.330	2	Suzuki SV650
141		**Bill HARRIS**	**2:04.240**	16:40:43.506	2	Suzuki SV650
660		**Ronnie HARRIS**	**2:03.377**	16:42:46.707	3	Suzuki SV650
660		**Ronnie HARRIS**	**2:02.931**	16:44:49.638	4	Suzuki SV650
141		**Bill HARRIS**	**2:02.841**	16:44:49.763	4	Suzuki SV650
141		**Bill HARRIS**	**2:02.790**	16:48:55.690	6	Suzuki SV650
660		**Ronnie HARRIS**	**2:02.623**	16:50:58.217	7	Suzuki SV650
141		**Bill HARRIS**	**2:02.568**	16:50:58.258	7	Suzuki SV650

Session Leader History

NO	CL	NAME	FROM LAP	LAPS LED	DISTANCE	VEHICLE
660		**Ronnie HARRIS**	1	7	20.78 miles	Suzuki SV650

Flag History

TYPE	TIME OF DAY
GREEN	16:36:31.307
FINISH	16:50:58.216

Flag Statistics

TYPE	COUNT	TOTAL LAPS	TOTAL TIME
Green	1	7	16:43.807
Red	0	0	0.000
Safety Car	0	0	0.000
FCY	0	0	0.000

Weather / Track : Bright / Dry

Snetterton 300: 2.9689 miles
Date: 28/06/2026 Start: 16:36 Finish: 16:50

BMCRC - MRO Championships - Rnd 5 @ Snetterton 300

MRO Minitwins & Rookie Minitwins

RACE 17 - STATISTICS

CLASS : 17 Starters

Fastest Lap History

NO	NAME	LAP TIME	TIME OF DAY	LAP	VEHICLE
660	**Ronnie HARRIS**	**2:04.277**	16:40:43.330	2	Suzuki SV650
141	**Bill HARRIS**	**2:04.240**	16:40:43.506	2	Suzuki SV650
660	**Ronnie HARRIS**	**2:03.377**	16:42:46.707	3	Suzuki SV650
660	**Ronnie HARRIS**	**2:02.931**	16:44:49.638	4	Suzuki SV650
141	**Bill HARRIS**	**2:02.841**	16:44:49.763	4	Suzuki SV650
141	**Bill HARRIS**	**2:02.790**	16:48:55.690	6	Suzuki SV650
660	**Ronnie HARRIS**	**2:02.623**	16:50:58.217	7	Suzuki SV650
141	**Bill HARRIS**	**2:02.568**	16:50:58.258	7	Suzuki SV650

Leader History

NO	NAME	FROM LAP	LAPS LED	DISTANCE	VEHICLE
660	**Ronnie HARRIS**	1	7	20.78 miles	Suzuki SV650

BMCRC - MRO Championships - Rnd 5 @ Snetterton 300

MRO Minitwins & Rookie Minitwins

RACE 17 - STATISTICS

CLASS : RMT

6 Starters

Fastest Lap History

NO	NAME	LAP TIME	TIME OF DAY	LAP	VEHICLE
24	**Jack NOBLE**	**2:07.422**	16:40:51.937	2	Suzuki SV650
79	**Conor WOLFF**	**2:07.058**	16:45:09.893	4	Suzuki SV650
79	**Conor WOLFF**	**2:06.992**	16:47:16.885	5	Suzuki SV650
79	**Conor WOLFF**	**2:06.807**	16:49:23.692	6	Suzuki SV650
24	**Jack NOBLE**	**2:06.664**	16:51:30.214	7	Suzuki SV650

Leader History

NO	NAME	FROM LAP	LAPS LED	DISTANCE	VEHICLE
24	**Jack NOBLE**	1	7	20.78 miles	Suzuki SV650

ACU TEAM GREEN JUNIOR CUP | KAWASAKI SENIOR NINJA SERIES | BMZRC 250 MZs

BMCRC-MRO Championships – Round 5

Snetterton 300

27th / 28th June 2026

Timing & Results Provided by Timing Solutions Ltd

www.tsl-timing.com

Snetterton 300 Circuit

Norwich, Norfolk, UK

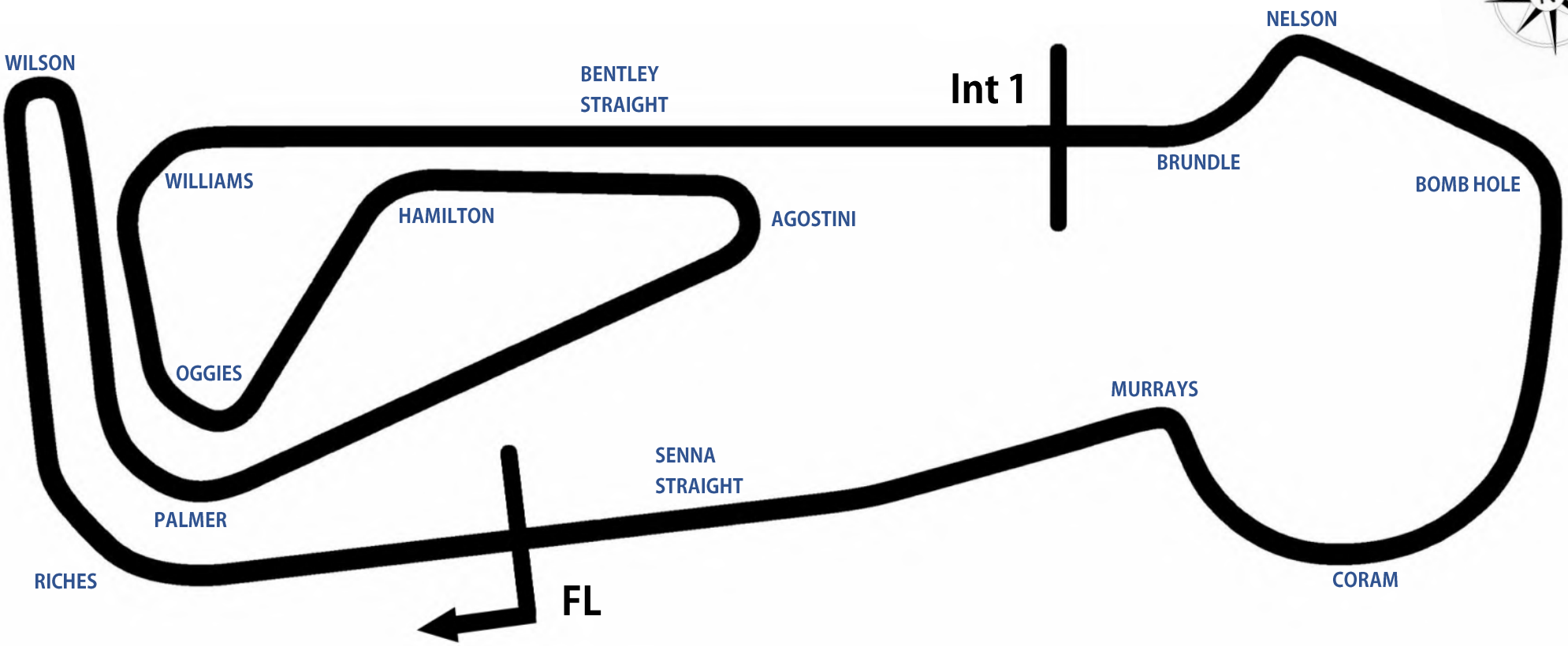

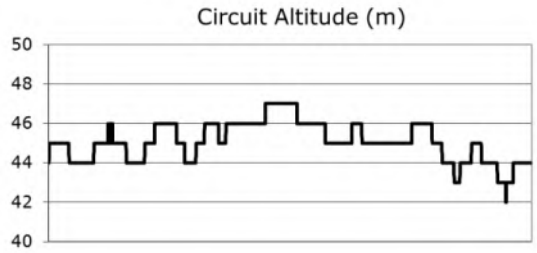

Length	2.9689 miles | 4.778 km | 4778.0 m		
FL		52.46340 N	0.94476 E
Int 1	3198m	52.46617 N	0.94964 E
Pit Entry	4572m	52.46364 N	0.94774 E
Pit Exit	40m after FL	52.46338 N	0.94420 E
Pit Entry - Pit Exit	246m, 17.7S @ 50kph, 14.7s @ 60kph		

Results & Live Timing available at – www.tsl-timing.com

Updated - 14/03/2024 14:52







BMCRC - MRO Championships - Rnd 5 @ Snetterton 300

ACU TG Junior & Senior Cup & 250 MZs

QUALIFYING - CLASSIFICATION

POS	NO	CL	PIC	NAME	ENTRY	TIME	ON	LAPS	GAP	DIFF	MPH
1	**112**	S	1	**Dan BRAY**	Kawasaki NINJA 400 -	**2:14.800**	5	5			79.28
2	**90**	J	1	**Harry BARRELL**	Kawasaki NINJA 400 - CERAKOTE UK	**2:15.311**	4	5	**0.511**	0.511	78.98
3	**164**	J	2	**George COWIE**	Kawasaki NINJA 400 - Dad	**2:15.514**	4	5	**0.714**	0.203	78.87
4	**27**	J	3	**Alfie GARROD**	Kawasaki NINJA 400 - ATP Motorsport	**2:15.712**	5	5	**0.912**	0.198	78.75
5	**99**	J	4	**William ROUND**	Kawasaki NINJA - Round Racing	**2:17.028**	4	5	**2.228**	1.316	77.99
6	**16**	J	5	**Lucas KING**	Kawasaki NINJA 400 - NW racing/ cable house	**2:17.473**	2	5	**2.673**	0.445	77.74
7	**124**	J	6	**Harley BAKER**	Kawasaki NINJA 400 - KGB Property Maintenance Serv	**2:17.717**	5	5	**2.917**	0.244	77.60
8	**25**	J	7	**Chloe GLEESON**	Kawasaki NINJA 400 - DriveLife / Sussex Independent	**2:17.813**	4	5	**3.013**	0.096	77.55
9	**125**	J	8	**Isabelle WINGATE**	Kawasaki NINJA -	**2:18.786**	4	5	**3.986**	0.973	77.01
10	**61**	J	9	**Ollie EVETTS**	Kawasaki NINJA 400 - C E Vehicle Repairs Ltd	**2:20.915**	3	4	**6.115**	2.129	75.84
11	**1**	MZ	1	**Alexander MANN**	MZ TS 250 - HS RACING	**2:21.334**	3	4	**6.534**	0.419	75.62
12	**42**	J	10	**Euan BAINBOROUGH**	Kawasaki NINJA 300 -	**2:22.464**	3	5	**7.664**	1.130	75.02
13	**85**	MZ	2	**Andrew WALES**	MZ ETZ 250 - Show Control International	**2:25.483**	2	2	**10.683**	3.019	73.46
14	**81**	J	11	**Austin WILTON**	Kawasaki NINJA 400 - MAC	**2:27.003**	4	4	**12.203**	1.520	72.70
15	**96**	MZ	3	**Chris KENT**	MZ TS 250 -	**2:28.008**	3	3	**13.208**	1.005	72.21
16	**13**	MZ	4	**Gordon RYAN**	MZ 250 - Prism Work Psychology	**2:28.471**	4	4	**13.671**	0.463	71.98
17	**54**	S	2	**Ben SCOTT**	Kawasaki NINJA 400 - GI Landscapes VampTech	**2:28.568**	4	4	**13.768**	0.097	71.94
18	**171**	J	12	**Danny LEES**	Kawasaki NINJA 400 - CAPITAL GROUP LTD. CAPITA	**2:29.892**	4	4	**15.092**	1.324	71.30
19	**113**	J	13	**Annabelle MCCARTHY**	Kawasaki NINJA 400 -	**2:29.917**	4	4	**15.117**	0.025	71.29
20	**53**	J	14	**Lucas EGGINTON**	Kawasaki NINJA 400 -	**2:31.087**	4	4	**16.287**	1.170	70.74
21	**102**	MZ	5	**Caleb WRIGHT**	MZ 250 ETZ - Clover Investments	**2:32.405**	1	1	**17.605**	1.318	70.12
22	**337**	S	3	**Lee HORWOOD**	Kawasaki NINJA 300 - Melman Electrical	**2:33.552**	4	4	**18.752**	1.147	69.60
23	**89**	MZ	6	**James MCCORMACK**	MZ TS -	**2:34.966**	3	4	**20.166**	1.414	68.97
24	**38**	MZ	7	**Chris PETTET**	MZ ETZ250 -	**2:42.886**	4	4	**28.086**	7.920	65.61
25	**176**	MZ	8	**Oliver BOYETT**	MZ ETZ - Myself	**2:43.775**	4	4	**28.975**	0.889	65.26
26	**154**	MZ	9	**John FISHER**	MZ ETZ -	**2:44.638**	4	4	**29.838**	0.863	64.91

Weather / Track : Bright / Dry
These results are provisional until the conclusion of any judicial and technical matters.

Date: 27/06/2026 Start: 10:57 Finish: 11:08
Snetterton 300: 2.9689 miles

Clerk Of Course: Caroline Patterson / Tony MacBride	Timekeeper: Craig Smith	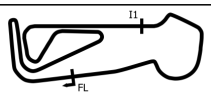

Results can be found at www.tsl-timing.com

Printed - 11:10 Saturday, 27 June 2026







BMCRC - MRO Championships - Rnd 5 @ Snetterton 300

ACU TG Junior & Senior Cup & 250 MZs

QUALIFYING - SECTOR ANALYSIS

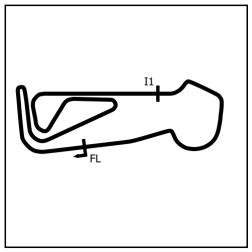

SECTOR 1 = FL to I1, SECTOR 2 = I1 to FL, DIFF = Difference To Personal Best Lap, P = Crossed Finish Line in Pit Lane, D = Time Disallowed

P1 112 S Dan BRAY

Kawasaki NINJA 400 -

IDEAL LAP TIME : 2:14.574 BEST LAP TIME : 2:14.800 DIFFERENCE : 0.226

LAP	SECTOR 1	SECTOR 2	LAP TIME	MPH	DIFF	TIME OF DAY
1 -	1:38.391	45.447	2:23.838	74.30	9.038	11:00:42.374
2 -	1:30.997	44.806	2:15.803	78.70	1.003	11:02:58.177
3 -	***1:30.312***	44.914	2:15.226 **(3)**	79.03	0.426	11:05:13.403
4 -	1:30.598	44.328	2:14.926 **(2)**	79.21	0.126	11:07:28.329
5 -	1:30.538	***44.262***	***2:14.800*** **(1)**	***79.28***		***11:09:43.129***

P2 90 J Harry BARRELL

Kawasaki NINJA 400 - CERAKOTE UK

IDEAL LAP TIME : 2:15.223 BEST LAP TIME : 2:15.311 DIFFERENCE : 0.088

LAP	SECTOR 1	SECTOR 2	LAP TIME	MPH	DIFF	TIME OF DAY
1 -	1:36.903	45.565	2:22.468	75.02	7.157	11:00:40.010
2 -	1:30.923	47.998	2:18.921	76.93	3.610	11:02:58.931
3 -	1:30.740	45.011	2:15.751 **(3)**	78.73	0.440	11:05:14.682
4 -	1:30.513	***44.798***	***2:15.311*** **(1)**	***78.98***		***11:07:29.993***
5 -	***1:30.425***	45.177	2:15.602 **(2)**	78.81	0.291	11:09:45.595

P3 164 J George COWIE

Kawasaki NINJA 400 - Dad

IDEAL LAP TIME : 2:15.514 BEST LAP TIME : 2:15.514 DIFFERENCE : 0.000

LAP	SECTOR 1	SECTOR 2	LAP TIME	MPH	DIFF	TIME OF DAY
1 -	1:34.624	46.127	2:20.751	75.93	5.237	11:00:37.957
2 -	1:32.486	45.556	2:18.042	77.42	2.528	11:02:55.999
3 -	1:31.919	45.459	2:17.378 **(3)**	77.80	1.864	11:05:13.377
4 -	***1:30.873***	***44.641***	***2:15.514*** **(1)**	***78.87***		***11:07:28.891***
5 -	1:31.687	45.383	2:17.070 **(2)**	77.97	1.556	11:09:45.961

P4 27 J Alfie GARROD

Kawasaki NINJA 400 - ATP Motorsport

IDEAL LAP TIME : 2:15.511 BEST LAP TIME : 2:15.712 DIFFERENCE : 0.201

LAP	SECTOR 1	SECTOR 2	LAP TIME	MPH	DIFF	TIME OF DAY
1 -	1:35.729	46.143	2:21.872	75.33	6.160	11:00:39.898
2 -	1:32.041	45.614	2:17.655	77.64	1.943	11:02:57.553
3 -	1:31.473	45.070	2:16.543 **(3)**	78.27	0.831	11:05:14.096
4 -	1:31.430	***44.808***	2:16.238 **(2)**	78.45	0.526	11:07:30.334
5 -	***1:30.703***	45.009	***2:15.712*** **(1)**	***78.75***		***11:09:46.046***

P5 99 J William ROUND

Kawasaki NINJA - Round Racing

IDEAL LAP TIME : 2:17.028 BEST LAP TIME : 2:17.028 DIFFERENCE : 0.000

LAP	SECTOR 1	SECTOR 2	LAP TIME	MPH	DIFF	TIME OF DAY
1 -	1:46.401	45.725	2:32.126	70.25	15.098	11:00:48.552
2 -	1:32.067	45.280	2:17.347 **(2)**	77.81	0.319	11:03:05.899
3 -	1:32.338	45.750	2:18.088 **(3)**	77.40	1.060	11:05:23.987
4 -	***1:31.853***	***45.175***	***2:17.028*** **(1)**	***77.99***		***11:07:41.015***
5 -	1:33.143	46.103	2:19.246	76.75	2.218	11:10:00.261

P6 16 J Lucas KING

Kawasaki NINJA 400 - NW racing/ cable house

IDEAL LAP TIME : 2:17.473 BEST LAP TIME : 2:17.473 DIFFERENCE : 0.000

LAP	SECTOR 1	SECTOR 2	LAP TIME	MPH	DIFF	TIME OF DAY
1 -	1:45.773	46.098	2:31.871	70.37	14.398	11:00:48.395
2 -	***1:32.095***	***45.378***	***2:17.473*** **(1)**	***77.74***		***11:03:05.868***
3 -	1:35.496	46.445	2:21.941 **(3)**	75.29	4.468	11:05:27.809
4 -	1:32.329	45.477	2:17.806 **(2)**	77.55	0.333	11:07:45.615
5 -	1:37.701	46.167	2:23.868	74.29	6.395	11:10:09.483

Weather / Track : Bright / Dry

Snetterton 300: 2.9689 miles
Date: 27/06/2026 Start: 10:57 Finish: 11:08

BMCRC - MRO Championships - Rnd 5 @ Snetterton 300

ACU TG Junior & Senior Cup & 250 MZs

QUALIFYING - SECTOR ANALYSIS

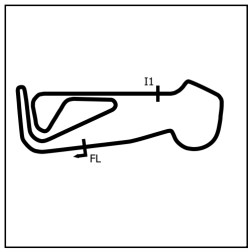

SECTOR 1 = FL to I1, SECTOR 2 = I1 to FL, DIFF = Difference To Personal Best Lap, P = Crossed Finish Line in Pit Lane, D = Time Disallowed

P7 124 J Harley BAKER — Kawasaki NINJA 400 - KGB Property Maintenance Services Ltd

IDEAL LAP TIME : 2:17.502 BEST LAP TIME : 2:17.717 DIFFERENCE : 0.215

LAP	SECTOR 1	SECTOR 2	LAP TIME		MPH	DIFF	TIME OF DAY
1 -	1:39.630	46.410	2:26.040		73.18	8.323	11:00:44.761
2 -	1:32.614	45.464	2:18.078	(3)	77.40	0.361	11:03:02.839
3 -	1:32.465	***45.273***	2:17.738	(2)	77.59	0.021	11:05:20.577
4 -	1:33.165	46.126	2:19.291		76.73	1.574	11:07:39.868
5 -	***1:32.229***	45.488	***2:17.717***	(1)	***77.60***		***11:09:57.585***

P8 25 J Chloe GLEESON — Kawasaki NINJA 400 - DriveLife / Sussex Independent Financia

IDEAL LAP TIME : 2:17.800 BEST LAP TIME : 2:17.813 DIFFERENCE : 0.013

LAP	SECTOR 1	SECTOR 2	LAP TIME		MPH	DIFF	TIME OF DAY
1 -	1:35.866	45.313	2:21.179		75.70	3.366	11:00:43.374
2 -	1:33.278	45.556	2:18.834		76.98	1.021	11:03:02.208
3 -	1:32.893	***45.277***	2:18.170	(3)	77.35	0.357	11:05:20.378
4 -	***1:32.523***	45.290	***2:17.813***	(1)	***77.55***		***11:07:38.191***
5 -	1:32.708	45.279	2:17.987	(2)	77.45	0.174	11:09:56.178

P9 125 J Isabelle WINGATE — Kawasaki NINJA -

IDEAL LAP TIME : 2:18.433 BEST LAP TIME : 2:18.786 DIFFERENCE : 0.353

LAP	SECTOR 1	SECTOR 2	LAP TIME		MPH	DIFF	TIME OF DAY
1 -	1:36.733	47.178	2:23.911		74.26	5.125	11:00:38.433
2 -	1:33.402	46.290	2:19.692		76.51	0.906	11:02:58.125
3 -	1:33.353	***46.045***	2:19.398	(3)	76.67	0.612	11:05:17.523
4 -	***1:32.388***	46.398	***2:18.786***	(1)	***77.01***		***11:07:36.309***
5 -	1:32.736	46.253	2:18.989	(2)	76.89	0.203	11:09:55.298

P10 61 J Ollie EVETTS — Kawasaki NINJA 400 - C E Vehicle Repairs Ltd

IDEAL LAP TIME : 2:20.842 BEST LAP TIME : 2:20.915 DIFFERENCE : 0.073

LAP	SECTOR 1	SECTOR 2	LAP TIME		MPH	DIFF	TIME OF DAY
1 -	1:38.531	47.805	2:26.336		73.03	5.421	11:01:08.978
2 -	1:34.974	46.992	2:21.966	(3)	75.28	1.051	11:03:30.944
3 -	***1:34.131***	46.784	***2:20.915***	(1)	***75.84***		***11:05:51.859***
4 -	1:34.493	***46.711***	2:21.204	(2)	75.69	0.289	11:08:13.063

P11 1 MZ Alexander MANN — MZ TS 250 - HS RACING

IDEAL LAP TIME : 2:20.945 BEST LAP TIME : 2:21.334 DIFFERENCE : 0.389

LAP	SECTOR 1	SECTOR 2	LAP TIME		MPH	DIFF	TIME OF DAY
1 -	1:40.371	48.358	2:28.729		71.86	7.395	11:00:59.108
2 -	1:35.844	***46.384***	2:22.228	(3)	75.14	0.894	11:03:21.336
3 -	***1:34.561***	46.773	***2:21.334***	(1)	***75.62***		***11:05:42.670***
4 -	1:34.704	47.336	2:22.040	(2)	75.24	0.706	11:08:04.710

P12 42 J Euan BAINBOROUGH — Kawasaki NINJA 300 -

IDEAL LAP TIME : 2:22.464 BEST LAP TIME : 2:22.464 DIFFERENCE : 0.000

LAP	SECTOR 1	SECTOR 2	LAP TIME		MPH	DIFF	TIME OF DAY
1 -	1:38.595	48.522	2:27.117		72.65	4.653	11:00:43.210
2 -	1:36.271	47.849	2:24.120	(3)	74.16	1.656	11:03:07.330
3 -	***1:35.125***	***47.339***	***2:22.464***	(1)	***75.02***		***11:05:29.794***
4 -	1:35.677	47.982	2:23.659	(2)	74.39	1.195	11:07:53.453
5 -	1:36.568	47.764	2:24.332		74.05	1.868	11:10:17.785

BMCRC - MRO Championships - Rnd 5 @ Snetterton 300

ACU TG Junior & Senior Cup & 250 MZs

QUALIFYING - SECTOR ANALYSIS

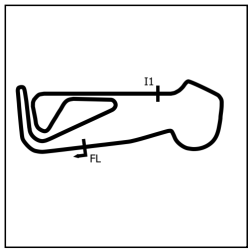

SECTOR 1 = FL to I1, SECTOR 2 = I1 to FL, DIFF = Difference To Personal Best Lap, P = Crossed Finish Line in Pit Lane, D = Time Disallowed

P13 85 MZ Andrew WALES — MZ ETZ 250 - Show Control International

IDEAL LAP TIME : 2:25.483 BEST LAP TIME : 2:25.483 DIFFERENCE : 0.000

LAP	SECTOR 1	SECTOR 2	LAP TIME	MPH	DIFF	TIME OF DAY
1 -	1:40.837	48.661	2:29.498 **(2)**	71.49	4.015	11:00:55.465
2 -	***1:37.074***	***48.409***	***2:25.483 (1)***	***73.46***		***11:03:20.948***
3 -	1:37.555					

P14 81 J Austin WILTON — Kawasaki NINJA 400 - MAC

IDEAL LAP TIME : 2:26.968 BEST LAP TIME : 2:27.003 DIFFERENCE : 0.035

LAP	SECTOR 1	SECTOR 2	LAP TIME	MPH	DIFF	TIME OF DAY
1 -	1:43.385	51.899	2:35.284	68.82	8.281	11:01:06.873
2 -	1:38.610	49.247	2:27.857 **(3)**	72.28	0.854	11:03:34.730
3 -	1:38.725	***48.850***	2:27.575 **(2)**	72.42	0.572	11:06:02.305
4 -	***1:38.118***	48.885	***2:27.003 (1)***	***72.70***		***11:08:29.308***

P15 96 MZ Chris KENT — MZ TS 250 -

IDEAL LAP TIME : 2:28.008 BEST LAP TIME : 2:28.008 DIFFERENCE : 0.000

LAP	SECTOR 1	SECTOR 2	LAP TIME	MPH	DIFF	TIME OF DAY
1 -	1:41.386	49.068	2:30.454 **(3)**	71.03	2.446	11:00:50.260
2 -	1:39.792	49.510	2:29.302 **(2)**	71.58	1.294	11:03:19.562
3 -	***1:39.335***	***48.673***	***2:28.008 (1)***	***72.21***		***11:05:47.570***
4 -	1:42.964					

P16 13 MZ Gordon RYAN — MZ 250 - Prism Work Psychology

IDEAL LAP TIME : 2:28.307 BEST LAP TIME : 2:28.471 DIFFERENCE : 0.164

LAP	SECTOR 1	SECTOR 2	LAP TIME	MPH	DIFF	TIME OF DAY
1 -	1:41.546	***49.467***	2:31.013 **(3)**	70.77	2.542	11:01:20.971
2 -	1:41.988	51.894	2:33.882	69.45	5.411	11:03:54.853
3 -	1:39.416	49.517	2:28.933 **(2)**	71.76	0.462	11:06:23.786
4 -	***1:38.840***	49.631	***2:28.471 (1)***	***71.98***		***11:08:52.257***

P17 54 S Ben SCOTT — Kawasaki NINJA 400 - GI Landscapes VampTech

IDEAL LAP TIME : 2:28.565 BEST LAP TIME : 2:28.568 DIFFERENCE : 0.003

LAP	SECTOR 1	SECTOR 2	LAP TIME	MPH	DIFF	TIME OF DAY
1 -	1:45.850	50.237	2:36.087	68.47	7.519	11:00:56.354
2 -	1:39.225	49.891	2:29.116 **(3)**	71.67	0.548	11:03:25.470
3 -	1:39.393	***49.680***	2:29.073 **(2)**	71.69	0.505	11:05:54.543
4 -	***1:38.885***	49.683	***2:28.568 (1)***	***71.94***		***11:08:23.111***

P18 171 J Danny LEES — Kawasaki NINJA 400 - CAPITAL GROUP LTD. CAPITAL SPRA`

IDEAL LAP TIME : 2:29.892 BEST LAP TIME : 2:29.892 DIFFERENCE : 0.000

LAP	SECTOR 1	SECTOR 2	LAP TIME	MPH	DIFF	TIME OF DAY
1 -	1:49.400	54.038	2:43.438	65.39	13.546	11:01:17.653
2 -	1:49.549	53.307	2:42.856 **(3)**	65.62	12.964	11:04:00.509
3 -	1:41.202	50.446	2:31.648 **(2)**	70.47	1.756	11:06:32.157
4 -	***1:39.722***	***50.170***	***2:29.892 (1)***	***71.30***		***11:09:02.049***

P19 113 J Annabelle MCCARTHY — Kawasaki NINJA 400 -

IDEAL LAP TIME : 2:29.521 BEST LAP TIME : 2:29.917 DIFFERENCE : 0.396

LAP	SECTOR 1	SECTOR 2	LAP TIME	MPH	DIFF	TIME OF DAY
1 -	1:48.428	53.390	2:41.818	66.05	11.901	11:01:02.452
2 -	1:42.405	51.622	2:34.027 **(3)**	69.39	4.110	11:03:36.479
3 -	1:40.282	***50.128***	2:30.410 **(2)**	71.05	0.493	11:06:06.889
4 -	***1:39.393***	50.524	***2:29.917 (1)***	***71.29***		***11:08:36.806***

BMCRC - MRO Championships - Rnd 5 @ Snetterton 300

ACU TG Junior & Senior Cup & 250 MZs

QUALIFYING - SECTOR ANALYSIS

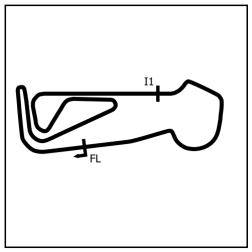

SECTOR 1 = FL to I1, SECTOR 2 = I1 to FL, DIFF = Difference To Personal Best Lap, P = Crossed Finish Line in Pit Lane, D = Time Disallowed

P20 53 J Lucas EGGINTON Kawasaki NINJA 400 -

IDEAL LAP TIME : 2:31.087 BEST LAP TIME : 2:31.087 DIFFERENCE : 0.000

LAP	SECTOR 1	SECTOR 2	LAP TIME	MPH	DIFF	TIME OF DAY
1 -	1:48.591	55.438	2:44.029	65.15	12.942	11:01:07.139
2 -	1:41.960	58.486	2:40.446 (3)	66.61	9.359	11:03:47.585
3 -	1:41.561	51.172	2:32.733 (2)	69.97	1.646	11:06:20.318
4 -	***1:40.395***	***50.692***	***2:31.087 (1)***	***70.74***		***11:08:51.405***

P21 102 MZ Caleb WRIGHT MZ 250 ETZ - Clover Investments

IDEAL LAP TIME : 2:32.405 BEST LAP TIME : 2:32.405 DIFFERENCE : 0.000

LAP	SECTOR 1	SECTOR 2	LAP TIME	MPH	DIFF	TIME OF DAY
1 -	***1:41.659***	***50.746***	***2:32.405 (1)***	***70.12***		***11:01:04.155***

P22 337 S Lee HORWOOD Kawasaki NINJA 300 - Melman Electrical

IDEAL LAP TIME : 2:33.081 BEST LAP TIME : 2:33.552 DIFFERENCE : 0.471

LAP	SECTOR 1	SECTOR 2	LAP TIME	MPH	DIFF	TIME OF DAY
1 -	1:48.311	53.297	2:41.608	66.13	8.056	11:01:04.299
2 -	1:44.340	***51.383***	2:35.723 (3)	68.63	2.171	11:03:40.022
3 -	1:42.408	52.309	2:34.717 (2)	69.08	1.165	11:06:14.739
4 -	***1:41.698***	51.854	***2:33.552 (1)***	***69.60***		***11:08:48.291***

P23 89 MZ James MCCORMACK MZ TS -

IDEAL LAP TIME : 2:34.684 BEST LAP TIME : 2:34.966 DIFFERENCE : 0.282

LAP	SECTOR 1	SECTOR 2	LAP TIME	MPH	DIFF	TIME OF DAY
1 -	1:48.284	53.342	2:41.626	66.12	6.660	11:01:04.187
2 -	1:44.684	***51.845***	2:36.529 (3)	68.28	1.563	11:03:40.716
3 -	***1:42.839***	52.127	***2:34.966 (1)***	***68.97***		***11:06:15.682***
4 -	1:43.305	52.338	2:35.643 (2)	68.67	0.677	11:08:51.325

P24 38 MZ Chris PETTET MZ ETZ250 -

IDEAL LAP TIME : 2:42.395 BEST LAP TIME : 2:42.886 DIFFERENCE : 0.491

LAP	SECTOR 1	SECTOR 2	LAP TIME	MPH	DIFF	TIME OF DAY
1 -	1:49.724	53.948	2:43.672	65.30	0.786	11:01:34.068
2 -	1:49.302	***53.935***	2:43.237 (2)	65.47	0.351	11:04:17.305
3 -	1:49.322	54.220	2:43.542 (3)	65.35	0.656	11:07:00.847
4 -	***1:48.460***	54.426	***2:42.886 (1)***	***65.61***		***11:09:43.733***

P25 176 MZ Oliver BOYETT MZ ETZ - Myself

IDEAL LAP TIME : 2:43.365 BEST LAP TIME : 2:43.775 DIFFERENCE : 0.410

LAP	SECTOR 1	SECTOR 2	LAP TIME	MPH	DIFF	TIME OF DAY
1 -	1:52.231	55.570	2:47.801 (3)	63.69	4.026	11:01:10.973
2 -	1:49.331	59.397	2:48.728	63.34	4.953	11:03:59.701
3 -	1:50.027	***55.050***	2:45.077 (2)	64.74	1.302	11:06:44.778
4 -	***1:48.315***	55.460	***2:43.775 (1)***	***65.26***		***11:09:28.553***

P26 154 MZ John FISHER MZ ETZ -

IDEAL LAP TIME : 2:44.638 BEST LAP TIME : 2:44.638 DIFFERENCE : 0.000

LAP	SECTOR 1	SECTOR 2	LAP TIME	MPH	DIFF	TIME OF DAY
1 -	1:49.526	55.738	2:45.264 (2)	64.67	0.626	11:01:08.764
2 -	1:54.535	55.902	2:50.437	62.70	5.799	11:03:59.201
3 -	1:49.933	55.647	2:45.580 (3)	64.54	0.942	11:06:44.781
4 -	***1:49.108***	***55.530***	***2:44.638 (1)***	***64.91***		***11:09:29.419***

BMCRC - MRO Championships - Rnd 5 @ Snetterton 300

ACU TG Junior & Senior Cup & 250 MZs

QUALIFYING - BEST SECTORS

	SECTOR 1		SECTOR 2	
POS	NO	TIME	NO	TIME
1	**112**	**1:30.312**	**112**	**44.262**
2	**90**	**1:30.425**	**164**	**44.641**
3	**27**	**1:30.703**	**90**	**44.798**
4	**164**	**1:30.873**	**27**	**44.808**
5	**99**	**1:31.853**	**99**	**45.175**
6	**16**	**1:32.095**	**124**	**45.273**
7	**124**	**1:32.229**	**25**	**45.277**
8	**125**	**1:32.388**	**16**	**45.378**
9	**25**	**1:32.523**	**125**	**46.045**
10	**61**	**1:34.131**	**1**	**46.384**
11	**1**	**1:34.561**	**61**	**46.711**
12	**42**	**1:35.125**	**42**	**47.339**
13	**85**	**1:37.074**	**85**	**48.409**
14	**81**	**1:38.118**	**96**	**48.673**
15	**13**	**1:38.840**	**81**	**48.850**
16	**54**	**1:38.885**	**13**	**49.467**
17	**96**	**1:39.335**	**54**	**49.680**
18	**113**	**1:39.393**	**113**	**50.128**
19	**171**	**1:39.722**	**171**	**50.170**
20	**53**	**1:40.395**	**53**	**50.692**
21	**102**	**1:41.659**	**102**	**50.746**
22	**337**	**1:41.698**	**337**	**51.383**
23	**89**	**1:42.839**	**89**	**51.845**
24	**176**	**1:48.315**	**38**	**53.935**
25	**38**	**1:48.460**	**176**	**55.050**
26	**154**	**1:49.108**	**154**	**55.530**

IDEAL / BEST COMPARISON

POS	NO	NAME	IDEAL	BEST	DIFF
		PERFECT LAP	**2:14.574**		
1	**112**	BRAY	2:14.574	2:14.800	**0.226**
2	**90**	BARRELL	2:15.223	2:15.311	**0.088**
3	**27**	GARROD	2:15.511	2:15.712	**0.201**
4	**164**	COWIE	2:15.514	2:15.514	**0.000**
5	**99**	ROUND	2:17.028	2:17.028	**0.000**
6	**16**	KING	2:17.473	2:17.473	**0.000**
7	**124**	BAKER	2:17.502	2:17.717	**0.215**
8	**25**	GLEESON	2:17.800	2:17.813	**0.013**
9	**125**	WINGATE	2:18.433	2:18.786	**0.353**
10	**61**	EVETTS	2:20.842	2:20.915	**0.073**
11	**1**	MANN	2:20.945	2:21.334	**0.389**
12	**42**	BAINBOROUGH	2:22.464	2:22.464	**0.000**
13	**85**	WALES	2:25.483	2:25.483	**0.000**
14	**81**	WILTON	2:26.968	2:27.003	**0.035**
15	**96**	KENT	2:28.008	2:28.008	**0.000**
16	**13**	RYAN	2:28.307	2:28.471	**0.164**
17	**54**	SCOTT	2:28.565	2:28.568	**0.003**
18	**113**	MCCARTHY	2:29.521	2:29.917	**0.396**
19	**171**	LEES	2:29.892	2:29.892	**0.000**
20	**53**	EGGINTON	2:31.087	2:31.087	**0.000**
21	**102**	WRIGHT	2:32.405	2:32.405	**0.000**
22	**337**	HORWOOD	2:33.081	2:33.552	**0.471**
23	**89**	MCCORMACK	2:34.684	2:34.966	**0.282**
24	**38**	PETTET	2:42.395	2:42.886	**0.491**
25	**176**	BOYETT	2:43.365	2:43.775	**0.410**
26	**154**	FISHER	2:44.638	2:44.638	**0.000**

Weather / Track : Bright / Dry

Snetterton 300: 2.9689 miles
Date: 27/06/2026 Start: 10:57 Finish: 11:08

Results can be found at www.tsl-timing.com

Printed - 11:10 Saturday, 27 June 2026

BMCRC - MRO Championships - Rnd 5 @ Snetterton 300

ACU TG Junior & Senior Cup & 250 MZs

QUALIFYING - STATISTICS

Competitors Started	26
Planned Start	2026-06-27 @ 11:00:00.000
Actual Start	2026-06-27 @ 10:57:58.966
Finish Time	2026-06-27 @ 11:08:04.709
Track Length	2.9689mi.
Total Laps	108
Total Distance Covered	320.6424mi.

Session Fastest Lap History

NO	CL	NAME	LAP TIME	TIME OF DAY	LAP	VEHICLE
164	J	**George COWIE**	**2:20.751**	11:00:37.957	1	Kawasaki NINJA 400
164	J	**George COWIE**	**2:18.042**	11:02:55.999	2	Kawasaki NINJA 400
27	J	**Alfie GARROD**	**2:17.655**	11:02:57.553	2	Kawasaki NINJA 400
112	S	**Dan BRAY**	**2:15.803**	11:02:58.177	2	Kawasaki NINJA 400
112	S	**Dan BRAY**	**2:15.226**	11:05:13.403	3	Kawasaki NINJA 400
112	S	**Dan BRAY**	**2:14.926**	11:07:28.329	4	Kawasaki NINJA 400
112	S	**Dan BRAY**	**2:14.800**	11:09:43.129	5	Kawasaki NINJA 400

Flag History

TYPE	TIME OF DAY
GREEN	10:57:58.966
FINISH	11:08:04.709

Flag Statistics

TYPE	COUNT	TOTAL LAPS	TOTAL TIME
Green	1	5	12:47.736
Red	0	0	0.000
Safety Car	0	0	0.000
FCY	0	0	0.000

BMCRC - MRO Championships - Rnd 5 @ Snetterton 300

ACU TG Junior & Senior Cup & 250 MZs

QUALIFYING - STATISTICS

CLASS : J

14 Starters

Fastest Lap History

NO	NAME	LAP TIME	TIME OF DAY	LAP	VEHICLE
164	**George COWIE**	**2:20.751**	11:00:37.957	1	Kawasaki NINJA 400
164	**George COWIE**	**2:18.042**	11:02:55.999	2	Kawasaki NINJA 400
27	**Alfie GARROD**	**2:17.655**	11:02:57.553	2	Kawasaki NINJA 400
16	**Lucas KING**	**2:17.473**	11:03:05.868	2	Kawasaki NINJA 400
99	**William ROUND**	**2:17.347**	11:03:05.899	2	Kawasaki NINJA
27	**Alfie GARROD**	**2:16.543**	11:05:14.096	3	Kawasaki NINJA 400
90	**Harry BARRELL**	**2:15.751**	11:05:14.682	3	Kawasaki NINJA 400
164	**George COWIE**	**2:15.514**	11:07:28.891	4	Kawasaki NINJA 400
90	**Harry BARRELL**	**2:15.311**	11:07:29.993	4	Kawasaki NINJA 400

BMCRC - MRO Championships - Rnd 5 @ Snetterton 300

ACU TG Junior & Senior Cup & 250 MZs

QUALIFYING - STATISTICS

CLASS : S

3 Starters

Fastest Lap History

NO	NAME	LAP TIME	TIME OF DAY	LAP	VEHICLE
112	**Dan BRAY**	**2:23.838**	11:00:42.374	1	Kawasaki NINJA 400
112	**Dan BRAY**	**2:15.803**	11:02:58.177	2	Kawasaki NINJA 400
112	**Dan BRAY**	**2:15.226**	11:05:13.403	3	Kawasaki NINJA 400
112	**Dan BRAY**	**2:14.926**	11:07:28.329	4	Kawasaki NINJA 400
112	**Dan BRAY**	**2:14.800**	11:09:43.129	5	Kawasaki NINJA 400

BMCRC - MRO Championships - Rnd 5 @ Snetterton 300

ACU TG Junior & Senior Cup & 250 MZs

QUALIFYING - STATISTICS

CLASS : MZ

9 Starters

Fastest Lap History

NO	NAME	LAP TIME	TIME OF DAY	LAP	VEHICLE
96	**Chris KENT**	**2:30.454**	11:00:50.260	1	MZ TS 250
85	**Andrew WALES**	**2:29.498**	11:00:55.465	1	MZ ETZ 250
1	**Alexander MANN**	**2:28.729**	11:00:59.108	1	MZ TS 250
85	**Andrew WALES**	**2:25.483**	11:03:20.948	2	MZ ETZ 250
1	**Alexander MANN**	**2:22.228**	11:03:21.336	2	MZ TS 250
1	**Alexander MANN**	**2:21.334**	11:05:42.670	3	MZ TS 250

BMCRC - MRO Championships - Rnd 5 @ Snetterton 300

ACU Team Green Junior Cup & Senior Ninjas & 250 MZ

RACE 9 - GRID (5 Laps)

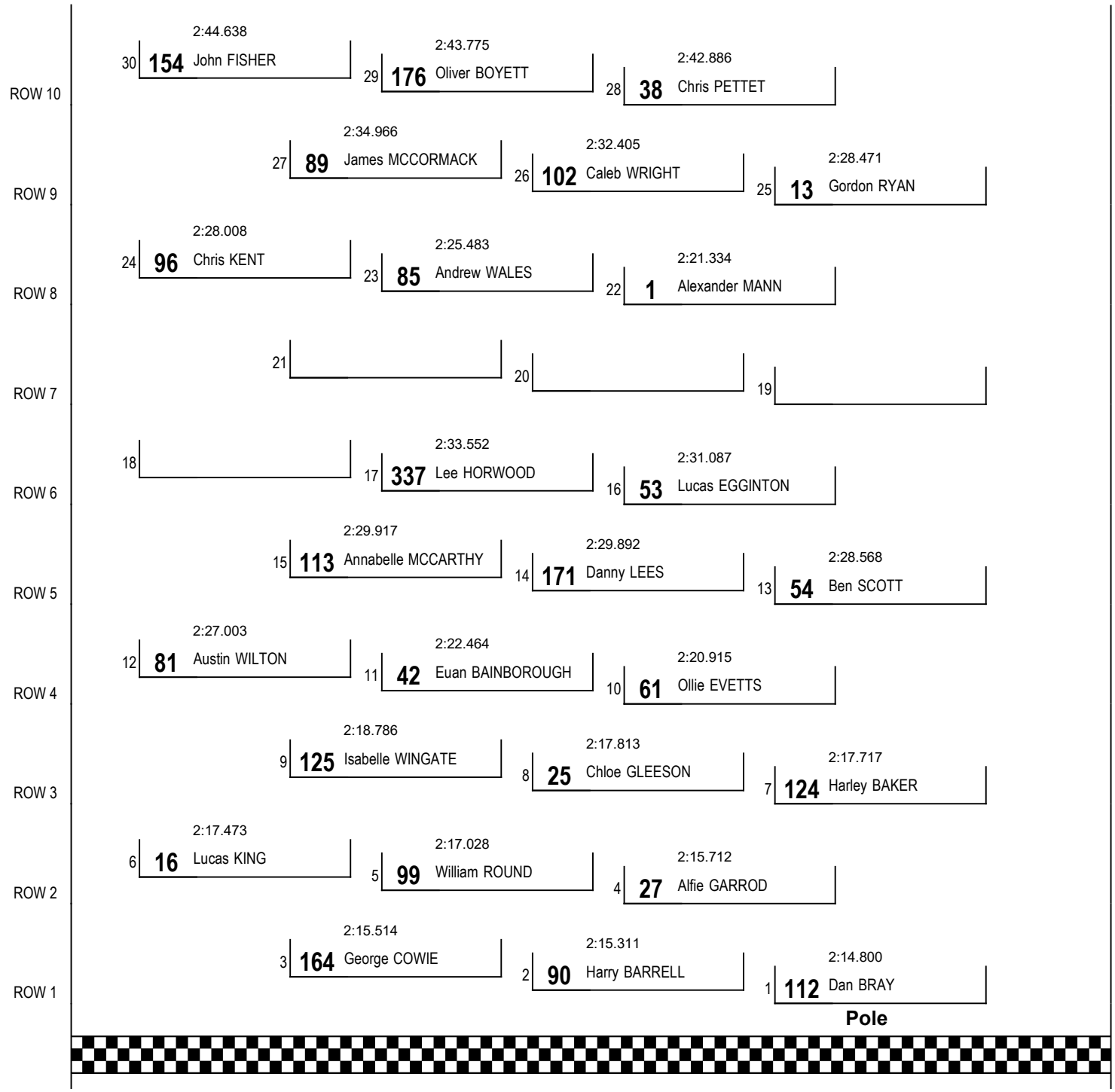

These results are provisional until the conclusion of any judicial and technical matters.

Snetterton 300: 2.9689 miles

Clerk Of Course: Caroline Patterson / Tony MacBride	Timekeeper: Craig Smith	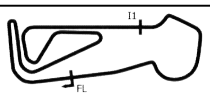

Results can be found at www.tsl-timing.com

Printed - 11:11 Saturday, 27 June 2026







BMCRC - MRO Championships - Rnd 5 @ Snetterton 300

ACU Team Green Junior Cup & Senior Ninjas & 250 MZ

RACE 9 - CLASSIFICATION

Race Distance: 5 Laps / 14.84 miles

POS	NO	CL	PIC	NAME	ENTRY	LAPS	TIME	GAP	DIFF	MPH	BEST	ON	GRD	↑↓
1	112	S	1	Dan BRAY	Kawasaki NINJA 400 -	5	11:22.027			78.35	2:14.605	5	1	0
2	90	J	1	Harry BARRELL	Kawasaki NINJA 400 - CERAKOTE UK	5	11:23.599	1.572	1.572	78.17	2:15.480	5	2	0
3	16	J	2	Lucas KING	Kawasaki NINJA 400 - NW racing/ cable house	5	11:27.350	5.323	3.751	77.74	2:16.153	4	6	3
4	99*	J	3	William ROUND	Kawasaki NINJA - Round Racing	5	11:27.353	5.326	0.003	77.74	2:15.274	3	5	1
5	27	J	4	Alfie GARROD	Kawasaki NINJA 400 - ATP Motorsport	5	11:27.453	5.426	0.100	77.73	2:15.336	2	4	-1
6	164	J	5	George COWIE	Kawasaki NINJA 400 - Dad	5	11:28.060	6.033	0.607	77.66	2:16.270	2	3	-3
7	124	J	6	Harley BAKER	Kawasaki NINJA 400 - KGB Property Maintenance Services l	5	11:30.270	8.243	2.210	77.41	2:16.076	3	7	0
8	125	J	7	Isabelle WINGATE	Kawasaki NINJA -	5	11:33.549	11.522	3.279	77.05	2:16.441	5	9	1
9	61	J	8	Ollie EVETTS	Kawasaki NINJA 400 - C E Vehicle Repairs Ltd	5	11:46.425	24.398	12.876	75.64	2:19.542	2	10	1
10	113	J	9	Annabelle MCCARTHY	Kawasaki NINJA 400 -	5	11:59.532	37.505	13.107	74.27	2:21.717	2	15	5
11	42	J	10	Euan BAINBOROUGH	Kawasaki NINJA 300 -	5	12:09.801	47.774	10.269	73.22	2:23.834	2	11	0
12	171	J	11	Danny LEES	Kawasaki NINJA 400 - CAPITAL GROUP LTD. CAPITAL SP	5	12:13.970	51.943	4.169	72.81	2:23.762	5	14	2
13	54	S	2	Ben SCOTT	Kawasaki NINJA 400 - GI Landscapes VampTech	5	12:26.853	1:04.826	12.883	71.55	2:27.705	2	13	0
14	81	J	12	Austin WILTON	Kawasaki NINJA 400 - MAC	5	12:27.126	1:05.099	0.273	71.52	2:27.988	2	12	-2
15	1	MZ	1	Alexander MANN	MZ TS 250 - HS RACING	5	12:34.618	1:12.591	7.492	70.81	2:21.541	3	18	3
16	85	MZ	2	Andrew WALES	MZ ETZ 250 - Show Control International	5	12:48.418	1:26.391	13.800	69.54	2:23.603	2	19	3
17	337	S	3	Lee HORWOOD	Kawasaki NINJA 300 - Melman Electrical	5	12:50.797	1:28.770	2.379	69.33	2:31.786	5	17	0
18	96	MZ	3	Chris KENT	MZ TS 250 -	5	13:03.567	1:41.540	12.770	68.20	2:28.903	2	20	2
19	53	J	13	Lucas EGGINTON	Kawasaki NINJA 400 -	5	13:04.079	1:42.052	0.512	68.15	2:32.771	4	16	-3
20	13	MZ	4	Gordon RYAN	MZ 250 - Prism Work Psychology	5	13:05.589	1:43.562	1.510	68.02	2:28.316	5	21	1
21	89	MZ	5	James MCCORMACK	MZ TS -	5	13:45.074	2:23.047	39.485	64.77	2:36.515	5	23	2
22	176	MZ	6	Oliver BOYETT	MZ ETZ - Myself	4	11:31.977	1 Lap	1 Lap	61.78	2:42.790	3	25	3
23	154	MZ	7	John FISHER	MZ ETZ -	4	11:32.673	1 Lap	0.696	61.72	2:42.220	3	26	3
24	38	MZ	8	Chris PETTET	MZ ETZ250 -	4	11:34.707	1 Lap	2.034	61.54	2:42.374	2	24	0
					NOT CLASSIFIED									
DNF	25	J		Chloe GLEESON	Kawasaki NINJA 400 - DriveLife / Sussex Independent Finar	4	9:15.848	1 Lap		76.91	2:17.033	2	8	
DNF	102	MZ		Caleb WRIGHT	MZ 250 ETZ - Clover Investments	0							22	

FASTEST LAP

112	S	Dan BRAY	Kawasaki NINJA 400 -	5	2:14.605	79.40 mph	127.78 kph
99	J	William ROUND	Kawasaki NINJA - Round Racing	3	2:15.274	79.01 mph	127.15 kph
1	MZ	Alexander MANN	MZ TS 250 - HS RACING	3	2:21.541	75.51 mph	121.52 kph

*** No. 27 - Please fit a working transponder**

Class S - 92.5% of Race Speed = 72.47 mph
Class J - 92.5% of Race Speed = 72.30 mph
Class MZ - 92.5% of Race Speed = 65.49 mph

Weather / Track : Bright / Dry
These results are provisional until the conclusion of any judicial and technical matters.

Date: 27/06/2026 Start: 14:54 Finish: 15:05
Snetterton 300: 2.9689 miles

Clerk Of Course: Caroline Patterson / Tony MacBride	Timekeeper: Craig Smith	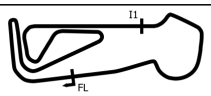

Results can be found at www.tsl-timing.com

Printed - 15:10 Saturday, 27 June 2026







BMCRC - MRO Championships - Rnd 5 @ Snetterton 300

ACU Team Green Junior Cup & Senior Ninjas & 250 MZ

RACE 9 - LAP CHART

LAP 1 @ 14:56:34.527

NO	BEHIND	LAP TIME
112		2:20.916
90	0.400	2:21.316
16	0.889	2:21.805
164	1.179	2:22.095
124	1.942	2:22.858
27	2.511	2:23.427
99	2.582	2:23.498
25	2.888	2:23.804
125	4.131	2:25.047
61	5.401	2:26.317
113	7.422	2:28.338
42	10.741	2:31.657
171	11.998	2:32.914
54	12.677	2:33.593
81	13.151	2:34.067
53	15.633	2:36.549
337	19.975	2:40.891
1	42.335	3:03.251
85	43.566	3:04.482
96	46.412	3:07.328
13	49.326	3:10.242
89	54.029	3:14.945
176	1:01.994	3:22.910
38	1:03.691	3:24.607
154	1:03.893	3:24.809
124	3.174	2:16.076
25	6.162	2:17.475
125	6.609	2:16.755
61	13.489	2:19.780
113	20.621	2:22.716
42	28.174	2:24.833
171	33.288	2:25.980
54	37.484	2:28.336
81	37.995	2:28.090
53	53.052	2:34.212
1	54.829	2:21.541
337	54.895	2:33.313
85	59.561	2:23.626
96	1:13.348	2:29.267
13	1:16.752	2:29.137
89	1:38.946	2:37.191
176	1:56.688	2:42.790
154	1:57.177	2:42.220
38	1:57.954	2:43.123
85	1:26.391	2:30.530
337	1:28.770	2:31.786
96	1:41.540	2:28.959
53	1:42.052	2:46.106
13	1:43.562	2:28.316
89	2:23.047	2:36.515

LAP 2 @ 14:58:50.165

NO	BEHIND	LAP TIME
112		2:15.638
90	0.516	2:15.754
16	1.735	2:16.484
164	1.811	2:16.270
27	2.209	2:15.336
124	2.694	2:16.390
99	3.152	2:16.208
25	4.283	2:17.033
125	5.450	2:16.957
61	9.305	2:19.542
113	13.501	2:21.717
42	18.937	2:23.834
171	22.904	2:26.544
54	24.744	2:27.705
81	25.501	2:27.988
53	34.436	2:34.441
337	37.178	2:32.841
1	48.884	2:22.187
85	51.531	2:23.603
96	59.677	2:28.903
13	1:03.211	2:29.523
89	1:17.351	2:38.960
176	1:29.494	2:43.138
38	1:30.427	2:42.374
154	1:30.553	2:42.298

LAP 3 @ 15:01:05.761

NO	BEHIND	LAP TIME
112		2:15.596
90	0.410	2:15.490
27	2.271	2:15.658
16	2.384	2:16.245
164	2.755	2:16.540
99	2.830	2:15.274

LAP 4 @ 15:03:21.033

NO	BEHIND	LAP TIME
112		2:15.272
90	0.697	2:15.559
16	3.265	2:16.153
27	3.308	2:16.309
99	3.325	2:15.767
164	3.834	2:16.351
124	4.152	2:16.250
25	8.426	2:17.536
125	9.686	2:18.349
61	18.649	2:20.432
113	28.984	2:23.635
42	37.607	2:24.705
171	42.786	2:24.770
54	50.646	2:28.434
81	51.210	2:28.487
1	1:01.740	2:22.183
85	1:10.466	2:26.177
53	1:10.551	2:32.771
337	1:11.589	2:31.966
96	1:27.186	2:29.110
13	1:29.851	2:28.371
89	2:01.137	2:37.463

LAP 5 @ 15:05:35.638

NO	BEHIND	LAP TIME
112		2:14.605
90	1.572	2:15.480
16	5.323	2:16.663
99	5.326	2:16.606
27	5.426	2:16.722
164	6.033	2:16.804
124	8.243	2:18.696
176	1 Lap	2:43.139
154	1 Lap	2:43.346
125	11.522	2:16.441
38	1 Lap	2:44.603
61	24.398	2:20.354
113	37.505	2:23.126
42	47.774	2:24.772
171	51.943	2:23.762
54	1:04.826	2:28.785
81	1:05.099	2:28.494
1	1:12.591	2:25.456

Weather / Track : Bright / Dry

Snetterton 300: 2.9689 miles
Date: 27/06/2026 Start: 14:54 Finish: 15:05

Results can be found at www.tsl-timing.com

Printed - 15:09 Saturday, 27 June 2026

BMCRC - MRO Championships - Rnd 5 @ Snetterton 300

ACU Team Green Junior Cup & Senior Ninjas & 250 MZ

RACE 9 - POSITION CHART

No	Name	Lap Pos	1	2	3	4	5
112	BRAY	1	112	112	112	112	112
90	BARRELL	2	90	90	90	90	90
164	COWIE	3	16	16	27	16	16
27	GARROD	4	164	164	16	27	99
99	ROUND	5	124	27	164	99	27
16	KING	6	27	124	99	164	164
124	BAKER	7	99	99	124	124	124
25	GLEESON	8	25	25	25	25	125
125	WINGATE	9	125	125	125	125	61
61	EVETTS	10	61	61	61	61	113
42	BAINBOROUGH	11	113	113	113	113	42
81	WILTON	12	42	42	42	42	171
54	SCOTT	13	171	171	171	171	54
171	LEES	14	54	54	54	54	81
113	MCCARTHY	15	81	81	81	81	1
53	EGGINTON	16	53	53	53	1	85
337	HORWOOD	17	337	337	1	85	337
1	MANN	18	1	1	337	53	96
85	WALES	19	85	85	85	337	53
96	KENT	20	96	96	96	96	13
13	RYAN	21	13	13	13	13	89
102	WRIGHT	22	89	89	89	89	
89	MCCORMACK	23	176	176	176	176	
38	PETTET	24	38	38	154	154	
176	BOYETT	25	154	154	38	38	
154	FISHER	26					

Weather / Track : Bright / Dry

Snetterton 300: 2.9689 miles
Date: 27/06/2026 Start: 14:54 Finish: 15:05

Results can be found at www.tsl-timing.com

Printed - 15:09 Saturday, 27 June 2026

BMCRC - MRO Championships - Rnd 5 @ Snetterton 300

ACU Team Green Junior Cup & Senior Ninjas & 250 MZ

RACE 9 - SECTOR ANALYSIS

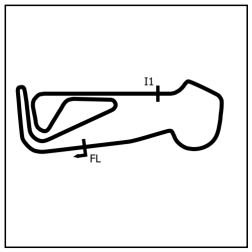

SECTOR 1 = FL to I1, SECTOR 2 = I1 to FL, DIFF = Difference To Personal Best Lap, P = Crossed Finish Line in Pit Lane, D = Time Disallowed

P1 112 S Dan BRAY

Kawasaki NINJA 400 -

IDEAL LAP TIME : 2:14.605 BEST LAP TIME : 2:14.605 DIFFERENCE : 0.000

LAP	SECTOR 1	SECTOR 2	LAP TIME		MPH	DIFF	TIME OF DAY
1 -		44.687	2:20.916		75.84	6.311	14:56:34.527
2 -	1:31.047	44.591	2:15.638		78.79	1.033	14:58:50.165
3 -	1:30.832	44.764	2:15.596	(3)	78.82	0.991	15:01:05.761
4 -	1:30.664	44.608	2:15.272	(2)	79.01	0.667	15:03:21.033
5 -	***1:30.100***	***44.505***	***2:14.605***	***(1)***	***79.40***		***15:05:35.638***

P2 90 J Harry BARRELL

Kawasaki NINJA 400 - CERAKOTE UK

IDEAL LAP TIME : 2:15.148 BEST LAP TIME : 2:15.480 DIFFERENCE : 0.332

LAP	SECTOR 1	SECTOR 2	LAP TIME		MPH	DIFF	TIME OF DAY
1 -		45.117	2:21.316		75.63	5.836	14:56:34.927
2 -	1:30.953	***44.801***	2:15.754		78.73	0.274	14:58:50.681
3 -	1:30.515	44.975	2:15.490	(2)	78.88	0.010	15:01:06.171
4 -	1:30.540	45.019	2:15.559	(3)	78.84	0.079	15:03:21.730
5 -	***1:30.347***	45.133	***2:15.480***	***(1)***	***78.89***		***15:05:37.210***

P3 16 J Lucas KING

Kawasaki NINJA 400 - NW racing/ cable house

IDEAL LAP TIME : 2:15.948 BEST LAP TIME : 2:16.153 DIFFERENCE : 0.205

LAP	SECTOR 1	SECTOR 2	LAP TIME		MPH	DIFF	TIME OF DAY
1 -		44.848	2:21.805		75.37	5.652	14:56:35.416
2 -	1:31.177	45.307	2:16.484	(3)	78.31	0.331	14:58:51.900
3 -	1:31.419	***44.826***	2:16.245	(2)	78.44	0.092	15:01:08.145
4 -	***1:31.122***	45.031	***2:16.153***	***(1)***	***78.50***		***15:03:24.298***
5 -	1:31.511	45.152	2:16.663		78.20	0.510	15:05:40.961

P4 99 J William ROUND

Kawasaki NINJA - Round Racing

IDEAL LAP TIME : 2:15.274 BEST LAP TIME : 2:15.274 DIFFERENCE : 0.000

LAP	SECTOR 1	SECTOR 2	LAP TIME		MPH	DIFF	TIME OF DAY
1 -		45.380	2:23.498		74.48	8.224	14:56:37.109
2 -	1:31.070	45.138	2:16.208	(3)	78.46	0.934	14:58:53.317
3 -	***1:30.589***	***44.685***	***2:15.274***	***(1)***	***79.01***		***15:01:08.591***
4 -	1:30.918	44.849	2:15.767	(2)	78.72	0.493	15:03:24.358
5 -	1:31.490	45.116	2:16.606		78.24	1.332	15:05:40.964

P5 27 J Alfie GARROD

Kawasaki NINJA 400 - ATP Motorsport

IDEAL LAP TIME : BEST LAP TIME : 2:15.336 DIFFERENCE :

LAP	SECTOR 1	SECTOR 2	LAP TIME		MPH	DIFF	TIME OF DAY
1 -			2:23.427		74.51	8.091	14:56:37.038
2 -			***2:15.336***	***(1)***	***78.97***		***14:58:52.374***
3 -			2:15.658	(2)	78.78	0.322	15:01:08.032
4 -			2:16.309	(3)	78.41	0.973	15:03:24.341
5 -			2:16.722		78.17	1.386	15:05:41.064

P6 164 J George COWIE

Kawasaki NINJA 400 - Dad

IDEAL LAP TIME : 2:16.020 BEST LAP TIME : 2:16.270 DIFFERENCE : 0.250

LAP	SECTOR 1	SECTOR 2	LAP TIME		MPH	DIFF	TIME OF DAY
1 -		***45.079***	2:22.095		75.21	5.825	14:56:35.706
2 -	***1:30.941***	45.329	***2:16.270***	***(1)***	***78.43***		***14:58:51.976***
3 -	1:31.373	45.167	2:16.540	(3)	78.27	0.270	15:01:08.516
4 -	1:31.135	45.216	2:16.351	(2)	78.38	0.081	15:03:24.867
5 -	1:31.020	45.784	2:16.804		78.12	0.534	15:05:41.671

Weather / Track : Bright / Dry

Snetterton 300: 2.9689 miles

Date: 27/06/2026 Start: 14:54 Finish: 15:05

BMCRC - MRO Championships - Rnd 5 @ Snetterton 300

ACU Team Green Junior Cup & Senior Ninjas & 250 MZ

RACE 9 - SECTOR ANALYSIS

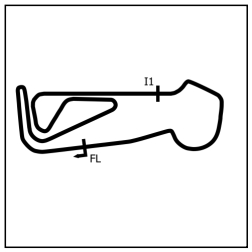

SECTOR 1 = FL to I1, SECTOR 2 = I1 to FL, DIFF = Difference To Personal Best Lap, P = Crossed Finish Line in Pit Lane, D = Time Disallowed

P7 124 J Harley BAKER

Kawasaki NINJA 400 - KGB Property Maintenance Services Ltd

IDEAL LAP TIME : 2:15.943 BEST LAP TIME : 2:16.076 DIFFERENCE : 0.133

LAP	SECTOR 1	SECTOR 2	LAP TIME	MPH	DIFF	TIME OF DAY
1 -		***44.921***	2:22.858	74.81	6.782	14:56:36.469
2 -	1:31.309	45.081	2:16.390 **(3)**	78.36	0.314	14:58:52.859
3 -	1:31.025	45.051	***2:16.076*** **(1)**	***78.54***		***15:01:08.935***
4 -	1:31.187	45.063	2:16.250 **(2)**	78.44	0.174	15:03:25.185
5 -	***1:31.022***	47.674	2:18.696	77.06	2.620	15:05:43.881

P8 125 J Isabelle WINGATE

Kawasaki NINJA -

IDEAL LAP TIME : 2:16.238 BEST LAP TIME : 2:16.441 DIFFERENCE : 0.203

LAP	SECTOR 1	SECTOR 2	LAP TIME	MPH	DIFF	TIME OF DAY
1 -		45.651	2:25.047	73.68	8.606	14:56:38.658
2 -	1:31.434	45.523	2:16.957 **(3)**	78.03	0.516	14:58:55.615
3 -	1:31.316	***45.439***	2:16.755 **(2)**	78.15	0.314	15:01:12.370
4 -	1:32.525	45.824	2:18.349	77.25	1.908	15:03:30.719
5 -	***1:30.799***	45.642	***2:16.441*** **(1)**	***78.33***		***15:05:47.160***

P9 61 J Ollie EVETTS

Kawasaki NINJA 400 - C E Vehicle Repairs Ltd

IDEAL LAP TIME : 2:19.285 BEST LAP TIME : 2:19.542 DIFFERENCE : 0.257

LAP	SECTOR 1	SECTOR 2	LAP TIME	MPH	DIFF	TIME OF DAY
1 -		46.839	2:26.317	73.04	6.775	14:56:39.928
2 -	1:33.489	***46.053***	***2:19.542*** **(1)**	***76.59***		***14:58:59.470***
3 -	***1:33.232***	46.548	2:19.780 **(2)**	76.46	0.238	15:01:19.250
4 -	1:33.937	46.495	2:20.432	76.10	0.890	15:03:39.682
5 -	1:34.006	46.348	2:20.354 **(3)**	76.15	0.812	15:06:00.036

P10 113 J Annabelle MCCARTHY

Kawasaki NINJA 400 -

IDEAL LAP TIME : 2:21.717 BEST LAP TIME : 2:21.717 DIFFERENCE : 0.000

LAP	SECTOR 1	SECTOR 2	LAP TIME	MPH	DIFF	TIME OF DAY
1 -		47.512	2:28.338	72.05	6.621	14:56:41.949
2 -	***1:34.827***	***46.890***	***2:21.717*** **(1)**	***75.41***		***14:59:03.666***
3 -	1:34.857	47.859	2:22.716 **(2)**	74.89	0.999	15:01:26.382
4 -	1:35.519	48.116	2:23.635	74.41	1.918	15:03:50.017
5 -	1:35.231	47.895	2:23.126 **(3)**	74.67	1.409	15:06:13.143

P11 42 J Euan BAINBOROUGH

Kawasaki NINJA 300 -

IDEAL LAP TIME : 2:23.834 BEST LAP TIME : 2:23.834 DIFFERENCE : 0.000

LAP	SECTOR 1	SECTOR 2	LAP TIME	MPH	DIFF	TIME OF DAY
1 -		47.955	2:31.657	70.47	7.823	14:56:45.268
2 -	***1:36.383***	***47.451***	***2:23.834*** **(1)**	***74.30***		***14:59:09.102***
3 -	1:36.754	48.079	2:24.833	73.79	0.999	15:01:33.935
4 -	1:37.008	47.697	2:24.705 **(2)**	73.86	0.871	15:03:58.640
5 -	1:36.644	48.128	2:24.772 **(3)**	73.82	0.938	15:06:23.412

P12 171 J Danny LEES

Kawasaki NINJA 400 - CAPITAL GROUP LTD. CAPITAL SPRA`

IDEAL LAP TIME : 2:23.762 BEST LAP TIME : 2:23.762 DIFFERENCE : 0.000

LAP	SECTOR 1	SECTOR 2	LAP TIME	MPH	DIFF	TIME OF DAY
1 -		48.815	2:32.914	69.89	9.152	14:56:46.525
2 -	1:37.846	48.698	2:26.544	72.93	2.782	14:59:13.069
3 -	1:36.912	49.068	2:25.980 **(3)**	73.21	2.218	15:01:39.049
4 -	1:36.688	48.082	2:24.770 **(2)**	73.82	1.008	15:04:03.819
5 -	***1:35.832***	***47.930***	***2:23.762*** **(1)**	***74.34***		***15:06:27.581***

BMCRC - MRO Championships - Rnd 5 @ Snetterton 300

ACU Team Green Junior Cup & Senior Ninjas & 250 MZ

RACE 9 - SECTOR ANALYSIS

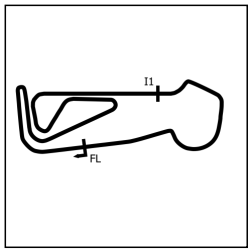

SECTOR 1 = FL to I1, SECTOR 2 = I1 to FL, DIFF = Difference To Personal Best Lap, P = Crossed Finish Line in Pit Lane, D = Time Disallowed

P13 54 S Ben SCOTT

Kawasaki NINJA 400 - GI Landscapes VampTech

IDEAL LAP TIME : 2:27.143 BEST LAP TIME : 2:27.705 DIFFERENCE : 0.562

LAP	SECTOR 1	SECTOR 2	LAP TIME		MPH	DIFF	TIME OF DAY
1 -		***48.608***	2:33.593		69.58	5.888	14:56:47.204
2 -	***1:38.535***	49.170	***2:27.705***	**(1)**	***72.36***		***14:59:14.909***
3 -	1:38.837	49.499	2:28.336	**(2)**	72.05	0.631	15:01:43.245
4 -	1:39.351	49.083	2:28.434	**(3)**	72.00	0.729	15:04:11.679
5 -	1:39.182	49.603	2:28.785		71.83	1.080	15:06:40.464

P14 81 J Austin WILTON

Kawasaki NINJA 400 - MAC

IDEAL LAP TIME : 2:27.447 BEST LAP TIME : 2:27.988 DIFFERENCE : 0.541

LAP	SECTOR 1	SECTOR 2	LAP TIME		MPH	DIFF	TIME OF DAY
1 -		***48.969***	2:34.067		69.37	6.079	14:56:47.678
2 -	1:38.641	49.347	***2:27.988***	**(1)**	***72.22***		***14:59:15.666***
3 -	***1:38.478***	49.612	2:28.090	**(2)**	72.17	0.102	15:01:43.756
4 -	1:38.941	49.546	2:28.487	**(3)**	71.97	0.499	15:04:12.243
5 -	1:38.980	49.514	2:28.494		71.97	0.506	15:06:40.737

P15 1 MZ Alexander MANN

MZ TS 250 - HS RACING

IDEAL LAP TIME : 2:21.541 BEST LAP TIME : 2:21.541 DIFFERENCE : 0.000

LAP	SECTOR 1	SECTOR 2	LAP TIME		MPH	DIFF	TIME OF DAY
1 -		47.005	3:03.251		58.32	41.710	14:57:16.862
2 -	1:35.196	46.991	2:22.187	**(3)**	75.16	0.646	14:59:39.049
3 -	***1:34.662***	***46.879***	***2:21.541***	**(1)**	***75.51***		***15:02:00.590***
4 -	1:35.105	47.078	2:22.183	**(2)**	75.17	0.642	15:04:22.773
5 -	1:36.399	49.057	2:25.456		73.47	3.915	15:06:48.229

P16 85 MZ Andrew WALES

MZ ETZ 250 - Show Control International

IDEAL LAP TIME : 2:23.577 BEST LAP TIME : 2:23.603 DIFFERENCE : 0.026

LAP	SECTOR 1	SECTOR 2	LAP TIME		MPH	DIFF	TIME OF DAY
1 -		47.996	3:04.482		57.93	40.879	14:57:18.093
2 -	1:36.033	***47.570***	***2:23.603***	**(1)**	***74.42***		***14:59:41.696***
3 -	***1:36.007***	47.619	2:23.626	**(2)**	74.41	0.023	15:02:05.322
4 -	1:37.184	48.993	2:26.177	**(3)**	73.11	2.574	15:04:31.499
5 -	1:40.051	50.479	2:30.530		71.00	6.927	15:07:02.029

P17 337 S Lee HORWOOD

Kawasaki NINJA 300 - Melman Electrical

IDEAL LAP TIME : 2:31.385 BEST LAP TIME : 2:31.786 DIFFERENCE : 0.401

LAP	SECTOR 1	SECTOR 2	LAP TIME		MPH	DIFF	TIME OF DAY
1 -		51.569	2:40.891		66.43	9.105	14:56:54.502
2 -	1:41.664	51.177	2:32.841	**(3)**	69.92	1.055	14:59:27.343
3 -	1:42.088	51.225	2:33.313		69.71	1.527	15:02:00.656
4 -	1:41.481	***50.485***	2:31.966	**(2)**	70.33	0.180	15:04:32.622
5 -	***1:40.900***	50.886	***2:31.786***	**(1)**	***70.41***		***15:07:04.408***

P18 96 MZ Chris KENT

MZ TS 250 -

IDEAL LAP TIME : 2:27.227 BEST LAP TIME : 2:28.903 DIFFERENCE : 1.676

LAP	SECTOR 1	SECTOR 2	LAP TIME		MPH	DIFF	TIME OF DAY
1 -		***48.527***	3:07.328		57.05	38.425	14:57:20.939
2 -	***1:38.700***	50.203	***2:28.903***	**(1)**	***71.77***		***14:59:49.842***
3 -	1:39.673	49.594	2:29.267		71.60	0.364	15:02:19.109
4 -	1:39.779	49.331	2:29.110	**(3)**	71.67	0.207	15:04:48.219
5 -	1:39.147	49.812	2:28.959	**(2)**	71.75	0.056	15:07:17.178

BMCRC - MRO Championships - Rnd 5 @ Snetterton 300

ACU Team Green Junior Cup & Senior Ninjas & 250 MZ

RACE 9 - SECTOR ANALYSIS

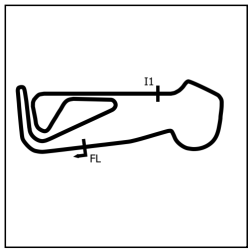

SECTOR 1 = FL to I1, SECTOR 2 = I1 to FL, DIFF = Difference To Personal Best Lap, P = Crossed Finish Line in Pit Lane, D = Time Disallowed

P19 53 J Lucas EGGINTON

Kawasaki NINJA 400 -

IDEAL LAP TIME : 2:31.762 BEST LAP TIME : 2:32.771 DIFFERENCE : 1.009

LAP	SECTOR 1	SECTOR 2	LAP TIME	MPH	DIFF	TIME OF DAY
1 -		***50.359***	2:36.549	68.27	3.778	14:56:50.160
2 -	1:42.694	51.747	2:34.441 **(3)**	69.20	1.670	14:59:24.601
3 -	1:42.427	51.785	2:34.212 **(2)**	69.30	1.441	15:01:58.813
4 -	***1:41.403***	51.368	***2:32.771*** **(1)**	***69.96***		***15:04:31.584***
5 -	1:51.969	54.137	2:46.106	64.34	13.335	15:07:17.690

P20 13 MZ Gordon RYAN

MZ 250 - Prism Work Psychology

IDEAL LAP TIME : 2:27.736 BEST LAP TIME : 2:28.316 DIFFERENCE : 0.580

LAP	SECTOR 1	SECTOR 2	LAP TIME	MPH	DIFF	TIME OF DAY
1 -		49.484	3:10.242	56.18	41.926	14:57:23.853
2 -	1:39.582	49.941	2:29.523	71.48	1.207	14:59:53.376
3 -	1:39.239	49.898	2:29.137 **(3)**	71.66	0.821	15:02:22.513
4 -	***1:38.463***	49.908	2:28.371 **(2)**	72.03	0.055	15:04:50.884
5 -	1:39.043	***49.273***	***2:28.316*** **(1)**	***72.06***		***15:07:19.200***

P21 89 MZ James MCCORMACK

MZ TS -

IDEAL LAP TIME : 2:36.399 BEST LAP TIME : 2:36.515 DIFFERENCE : 0.116

LAP	SECTOR 1	SECTOR 2	LAP TIME	MPH	DIFF	TIME OF DAY
1 -		***52.326***	3:14.945	54.82	38.430	14:57:28.556
2 -	1:45.859	53.101	2:38.960	67.23	2.445	15:00:07.516
3 -	1:44.327	52.864	2:37.191 **(2)**	67.99	0.676	15:02:44.707
4 -	1:45.044	52.419	2:37.463 **(3)**	67.87	0.948	15:05:22.170
5 -	***1:44.073***	52.442	***2:36.515*** **(1)**	***68.28***		***15:07:58.685***

P22 176 MZ Oliver BOYETT

MZ ETZ - Myself

IDEAL LAP TIME : 2:41.551 BEST LAP TIME : 2:42.790 DIFFERENCE : 1.239

LAP	SECTOR 1	SECTOR 2	LAP TIME	MPH	DIFF	TIME OF DAY
1 -		55.585	3:22.910	52.67	40.120	14:57:36.521
2 -	***1:47.265***	55.873	2:43.138 **(2)**	65.51	0.348	15:00:19.659
3 -	1:47.352	55.438	***2:42.790*** **(1)**	***65.65***		***15:03:02.449***
4 -	1:48.853	***54.286***	2:43.139 **(3)**	65.51	0.349	15:05:45.588

P23 154 MZ John FISHER

MZ ETZ -

IDEAL LAP TIME : 2:42.153 BEST LAP TIME : 2:42.220 DIFFERENCE : 0.067

LAP	SECTOR 1	SECTOR 2	LAP TIME	MPH	DIFF	TIME OF DAY
1 -		55.539	3:24.809	52.18	42.589	14:57:38.420
2 -	***1:47.726***	54.572	2:42.298 **(2)**	65.85	0.078	15:00:20.718
3 -	1:47.793	***54.427***	***2:42.220*** **(1)**	***65.88***		***15:03:02.938***
4 -	1:48.571	54.775	2:43.346 **(3)**	65.43	1.126	15:05:46.284

P24 38 MZ Chris PETTET

MZ ETZ250 -

IDEAL LAP TIME : 2:40.973 BEST LAP TIME : 2:42.374 DIFFERENCE : 1.401

LAP	SECTOR 1	SECTOR 2	LAP TIME	MPH	DIFF	TIME OF DAY
1 -		55.114	3:24.607	52.23	42.233	14:57:38.218
2 -	***1:46.914***	55.460	***2:42.374*** **(1)**	***65.82***		***15:00:20.592***
3 -	1:49.064	***54.059***	2:43.123 **(2)**	65.52	0.749	15:03:03.715
4 -	1:49.168	55.435	2:44.603 **(3)**	64.93	2.229	15:05:48.318

BMCRC - MRO Championships - Rnd 5 @ Snetterton 300

ACU Team Green Junior Cup & Senior Ninjas & 250 MZ

RACE 9 - SECTOR ANALYSIS

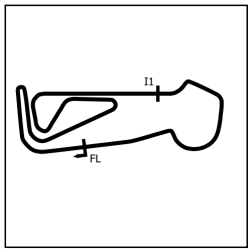

SECTOR 1 = FL to I1, SECTOR 2 = I1 to FL, DIFF = Difference To Personal Best Lap, P = Crossed Finish Line in Pit Lane, D = Time Disallowed

P25 25 J Chloe GLEESON Kawasaki NINJA 400 - DriveLife / Sussex Independent Financia

IDEAL LAP TIME : 2:16.768 BEST LAP TIME : 2:17.033 DIFFERENCE : 0.265

LAP	SECTOR 1	SECTOR 2	LAP TIME	MPH	DIFF	TIME OF DAY
1 -		45.606	2:23.804	74.32	6.771	14:56:37.415
2 -	1:32.168	***44.865***	***2:17.033*** **(1)**	***77.99***		***14:58:54.448***
3 -	***1:31.903***	45.572	2:17.475 **(2)**	77.74	0.442	15:01:11.923
4 -	1:32.244	45.292	2:17.536 **(3)**	77.71	0.503	15:03:29.459
5 -	1:31.997					

P26 102 MZ Caleb WRIGHT MZ 250 ETZ - Clover Investments

IDEAL LAP TIME : BEST LAP TIME : DIFFERENCE :

LAP	SECTOR 1	SECTOR 2	LAP TIME	MPH	DIFF	TIME OF DAY
1 -						

BMCRC - MRO Championships - Rnd 5 @ Snetterton 300

ACU Team Green Junior Cup & Senior Ninjas & 250 MZ

RACE 9 - BEST SECTORS

	SECTOR 1		SECTOR 2	
POS	NO	TIME	NO	TIME
1	**112**	**1:30.100**	**112**	**44.505**
2	**90**	**1:30.347**	**99**	**44.685**
3	**99**	**1:30.589**	**90**	**44.801**
4	**125**	**1:30.799**	**16**	**44.826**
5	**164**	**1:30.941**	**25**	**44.865**
6	**124**	**1:31.022**	**124**	**44.921**
7	**16**	**1:31.122**	**164**	**45.079**
8	**25**	**1:31.903**	**125**	**45.439**
9	**61**	**1:33.232**	**61**	**46.053**
10	**1**	**1:34.662**	**1**	**46.879**
11	**113**	**1:34.827**	**113**	**46.890**
12	**171**	**1:35.832**	**42**	**47.451**
13	**85**	**1:36.007**	**85**	**47.570**
14	**42**	**1:36.383**	**171**	**47.930**
15	**13**	**1:38.463**	**96**	**48.527**
16	**81**	**1:38.478**	**54**	**48.608**
17	**54**	**1:38.535**	**81**	**48.969**
18	**96**	**1:38.700**	**13**	**49.273**
19	**337**	**1:40.900**	**53**	**50.359**
20	**53**	**1:41.403**	**337**	**50.485**
21	**89**	**1:44.073**	**89**	**52.326**
22	**38**	**1:46.914**	**38**	**54.059**
23	**176**	**1:47.265**	**176**	**54.286**
24	**154**	**1:47.726**	**154**	**54.427**
25				
26				

IDEAL / BEST COMPARISON

POS	NO	NAME	IDEAL	BEST	DIFF
		PERFECT LAP	**2:14.605**		
1	**112**	BRAY	2:14.605	2:14.605	**0.000**
2	**90**	BARRELL	2:15.148	2:15.480	**0.332**
3	**99**	ROUND	2:15.274	2:15.274	**0.000**
4	**124**	BAKER	2:15.943	2:16.076	**0.133**
5	**16**	KING	2:15.948	2:16.153	**0.205**
6	**164**	COWIE	2:16.020	2:16.270	**0.250**
7	**125**	WINGATE	2:16.238	2:16.441	**0.203**
8	**25**	GLEESON	2:16.768	2:17.033	**0.265**
9	**61**	EVETTS	2:19.285	2:19.542	**0.257**
10	**1**	MANN	2:21.541	2:21.541	**0.000**
11	**113**	MCCARTHY	2:21.717	2:21.717	**0.000**
12	**85**	WALES	2:23.577	2:23.603	**0.026**
13	**171**	LEES	2:23.762	2:23.762	**0.000**
14	**42**	BAINBOROUGH	2:23.834	2:23.834	**0.000**
15	**54**	SCOTT	2:27.143	2:27.705	**0.562**
16	**96**	KENT	2:27.227	2:28.903	**1.676**
17	**81**	WILTON	2:27.447	2:27.988	**0.541**
18	**13**	RYAN	2:27.736	2:28.316	**0.580**
19	**337**	HORWOOD	2:31.385	2:31.786	**0.401**
20	**53**	EGGINTON	2:31.762	2:32.771	**1.009**
21	**89**	MCCORMACK	2:36.399	2:36.515	**0.116**
22	**38**	PETTET	2:40.973	2:42.374	**1.401**
23	**176**	BOYETT	2:41.551	2:42.790	**1.239**
24	**154**	FISHER	2:42.153	2:42.220	**0.067**
25	**27**	GARROD		2:15.336	

Weather / Track : Bright / Dry

Snetterton 300: 2.9689 miles
Date: 27/06/2026 Start: 14:54 Finish: 15:05

Results can be found at www.tsl-timing.com

Printed - 15:09 Saturday, 27 June 2026

BMCRC - MRO Championships - Rnd 5 @ Snetterton 300

ACU Team Green Junior Cup & Senior Ninjas & 250 MZ

RACE 9 - STATISTICS

Competitors Started	26
Planned Start	2026-06-27 @ 15:00:00.000
Actual Start	2026-06-27 @ 14:54:13.610
Finish Time	2026-06-27 @ 15:05:35.637
Track Length	2.9689mi.
Total Laps	121
Total Distance Covered	359.2382mi.

Session Fastest Lap History

NO	CL	NAME	LAP TIME	TIME OF DAY	LAP	VEHICLE
112	S	**Dan BRAY**	**2:15.638**	14:58:50.165	2	Kawasaki NINJA 400
27	J	**Alfie GARROD**	**2:15.336**	14:58:52.374	2	Kawasaki NINJA 400
99	J	**William ROUND**	**2:15.274**	15:01:08.591	3	Kawasaki NINJA
112	S	**Dan BRAY**	**2:15.272**	15:03:21.033	4	Kawasaki NINJA 400
112	S	**Dan BRAY**	**2:14.605**	15:05:35.638	5	Kawasaki NINJA 400

Session Leader History

NO	CL	NAME	FROM LAP	LAPS LED	DISTANCE	VEHICLE
112	S	**Dan BRAY**	1	5	14.84 miles	Kawasaki NINJA 400

Flag History

TYPE	TIME OF DAY
GREEN	14:54:13.610
FINISH	15:05:35.637

Flag Statistics

TYPE	COUNT	TOTAL LAPS	TOTAL TIME
Green	1	5	13:56.840
Red	0	0	0.000
Safety Car	0	0	0.000
FCY	0	0	0.000

BMCRC - MRO Championships - Rnd 5 @ Snetterton 300

ACU Team Green Junior Cup & Senior Ninjas & 250 MZ

RACE 9 - STATISTICS

CLASS : J

14 Starters

Fastest Lap History

NO	NAME	LAP TIME	TIME OF DAY	LAP	VEHICLE
90	**Harry BARRELL**	**2:15.754**	14:58:50.681	2	Kawasaki NINJA 400
27	**Alfie GARROD**	**2:15.336**	14:58:52.374	2	Kawasaki NINJA 400
99	**William ROUND**	**2:15.274**	15:01:08.591	3	Kawasaki NINJA

Leader History

NO	NAME	FROM LAP	LAPS LED	DISTANCE	VEHICLE
90	**Harry BARRELL**	1	5	14.84 miles	Kawasaki NINJA 400

BMCRC - MRO Championships - Rnd 5 @ Snetterton 300

ACU Team Green Junior Cup & Senior Ninjas & 250 MZ

RACE 9 - STATISTICS

CLASS : S

3 Starters

Fastest Lap History

NO	NAME	LAP TIME	TIME OF DAY	LAP	VEHICLE
112	**Dan BRAY**	**2:15.638**	14:58:50.165	2	Kawasaki NINJA 400
112	**Dan BRAY**	**2:15.596**	15:01:05.761	3	Kawasaki NINJA 400
112	**Dan BRAY**	**2:15.272**	15:03:21.033	4	Kawasaki NINJA 400
112	**Dan BRAY**	**2:14.605**	15:05:35.638	5	Kawasaki NINJA 400

Leader History

NO	NAME	FROM LAP	LAPS LED	DISTANCE	VEHICLE
112	**Dan BRAY**	1	5	14.84 miles	Kawasaki NINJA 400

BMCRC - MRO Championships - Rnd 5 @ Snetterton 300

ACU Team Green Junior Cup & Senior Ninjas & 250 MZ

RACE 9 - STATISTICS

CLASS : MZ

9 Starters

Fastest Lap History

NO	NAME	LAP TIME	TIME OF DAY	LAP	VEHICLE
1	**Alexander MANN**	**2:22.187**	14:59:39.049	2	MZ TS 250
1	**Alexander MANN**	**2:21.541**	15:02:00.590	3	MZ TS 250

Leader History

NO	NAME	FROM LAP	LAPS LED	DISTANCE	VEHICLE
1	**Alexander MANN**	1	5	14.84 miles	MZ TS 250

BMCRC - MRO Championships - Rnd 5 @ Snetterton 300

ACU Team Green Junior Cup & Senior Ninjas & 250 MZ

RACE 18 - GRID (5 Laps)



These results are provisional until the conclusion of any judicial and technical matters.

Snetterton 300: 2.9689 miles

Clerk Of Course: Caroline Patterson / Tony MacBride	Timekeeper: Craig Smith	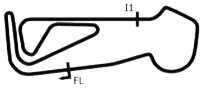

Results can be found at www.tsl-timing.com

Printed - 15:11 Saturday, 27 June 2026

TEAM GREEN JUNIOR CUP | Kawasaki SENIOR NINJA SERIES | BMZRC 250 MZS

BMCRC - MRO Championships - Rnd 5 @ Snetterton 300

ACU Team Green Junior Cup & Senior Ninjas & 250 MZ

RACE 18 - CLASSIFICATION

Race Distance: 5 Laps / 14.84 miles

POS	NO	CL	PIC	NAME	ENTRY	LAPS	TIME	GAP	DIFF	MPH	BEST	ON	GRD	↑↓
1	112	S	1	Dan BRAY	Kawasaki NINJA 400 -	5	11:25.100			78.00	2:15.512	2	1	0
2	99	J	1	William ROUND	Kawasaki NINJA - Round Racing	5	11:30.686	5.586	5.586	77.37	2:16.070	3	2	0
3	90	J	2	Harry BARRELL	Kawasaki NINJA 400 - CERAKOTE UK	5	11:32.040	6.940	1.354	77.22	2:16.170	3	4	1
4	16	J	3	Lucas KING	Kawasaki NINJA 400 - NW racing/ cable house	5	11:32.237	7.137	0.197	77.19	2:15.717	3	6	2
5	164	J	4	George COWIE	Kawasaki NINJA 400 - Dad	5	11:32.987	7.887	0.750	77.11	2:16.101	3	7	2
6	124	J	5	Harley BAKER	Kawasaki NINJA 400 - KGB Property Maintenance Services	5	11:40.620	15.520	7.633	76.27	2:18.134	2	5	-1
7	25	J	6	Chloe GLEESON	Kawasaki NINJA 400 - DriveLife / Sussex Independent Finar	5	11:47.303	22.203	6.683	75.55	2:20.016	2	9	2
8	125	J	7	Isabelle WINGATE	Kawasaki NINJA -	5	11:48.596	23.496	1.293	75.41	2:19.670	2	8	0
9	61	J	8	Ollie EVETTS	Kawasaki NINJA 400 - C E Vehicle Repairs Ltd	5	11:49.286	24.186	0.690	75.34	2:19.326	2	10	1
10	113	J	9	Annabelle MCCARTHY	Kawasaki NINJA 400 -	5	12:15.709	50.609	26.423	72.63	2:24.195	2	11	1
11	42	J	10	Euan BAINBOROUGH	Kawasaki NINJA 300 -	5	12:22.785	57.685	7.076	71.94	2:26.215	5	13	2
12	81	J	11	Austin WILTON	Kawasaki NINJA 400 - MAC	5	12:22.938	57.838	0.153	71.93	2:26.596	4	15	3
13	54	S	2	Ben SCOTT	Kawasaki NINJA 400 - GI Landscapes VampTech	5	12:31.401	1:06.301	8.463	71.12	2:27.414	3	14	1
14	1	MZ	1	Alexander MANN	MZ TS 250 - HS RACING	5	12:36.561	1:11.461	5.160	70.63	2:22.748	4	18	4
15	85	MZ	2	Andrew WALES	MZ ETZ 250 - Show Control International	5	12:55.506	1:30.406	18.945	68.91	2:24.605	2	19	4
16	53	J	12	Lucas EGGINTON	Kawasaki NINJA 400 -	5	13:01.781	1:36.681	6.275	68.35	2:32.722	4	17	1
17	337	S	3	Lee HORWOOD	Kawasaki NINJA 300 - Melman Electrical	5	13:02.109	1:37.009	0.328	68.32	2:33.526	5	16	-1
18	102	MZ	3	Caleb WRIGHT	MZ 250 ETZ - Clover Investments	5	13:03.103	1:38.003	0.994	68.24	2:28.414	2	26	8
19	13	MZ	4	Gordon RYAN	MZ 250 - Prism Work Psychology	5	13:03.895	1:38.795	0.792	68.17	2:27.949	5	20	1
20	89	MZ	5	James MCCORMACK	MZ TS -	5	13:50.794	2:25.694	46.899	64.32	2:36.079	2	22	2
21	38	MZ	6	Chris PETTET	MZ ETZ250 -	4	11:49.134	1 Lap	1 Lap	60.28	2:46.315	3	24	3
					NOT CLASSIFIED									
DNF	27	J		Alfie GARROD	Kawasaki NINJA 400 - ATP Motorsport	4	9:13.907	1 Lap		77.18	2:16.325	3	3	
DNF	96	MZ		Chris KENT	MZ TS 250 -	2	5:34.379	3 Laps	2 Laps	63.92	2:30.251	2	21	
DNF	171	J		Danny LEES	Kawasaki NINJA 400 - CAPITAL GROUP LTD. CAPITAL SP	1	2:31.251	4 Laps	1 Lap	70.66			12	
DNF	176	MZ		Oliver BOYETT	MZ ETZ - Myself	0							25	
					NOT STARTED									
NS	154	MZ		John FISHER	MZ ETZ -								23	

FASTEST LAP

112	S	Dan BRAY	Kawasaki NINJA 400 -	2	2:15.512	78.87 mph	126.93 kph
16	J	Lucas KING	Kawasaki NINJA 400 - NW racing/ cable house	3	2:15.717	78.75 mph	126.74 kph
1	MZ	Alexander MANN	MZ TS 250 - HS RACING	4	2:22.748	74.87 mph	120.49 kph

Class S - 92.5% of Race Speed = 72.15 mph
Class J - 92.5% of Race Speed = 71.56 mph
Class MZ - 92.5% of Race Speed = 65.33 mph

Weather / Track : Cloudy / Dry
These results are provisional until the conclusion of any judicial and technical matters.

Date: 27/06/2026 Start: 18:03 Finish: 18:15
Snetterton 300: 2.9689 miles

Clerk Of Course: Caroline Patterson / Tony MacBride

Timekeeper: Craig Smith

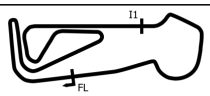

Results can be found at www.tsl-timing.com

Printed - 18:18 Saturday, 27 June 2026

BMCRC - MRO Championships - Rnd 5 @ Snetterton 300

ACU Team Green Junior Cup & Senior Ninjas & 250 MZ

RACE 18 - LAP CHART

LAP 1 @ 18:06:16.346

NO	BEHIND	LAP TIME
112		2:20.463
90	2.520	2:22.983
27	3.077	2:23.540
16	3.210	2:23.673
99	3.317	2:23.780
164	3.416	2:23.879
124	3.668	2:24.131
25	5.565	2:26.028
125	7.771	2:28.234
61	8.298	2:28.761
171	10.788	2:31.251
113	11.618	2:32.081
81	14.440	2:34.903
54	15.192	2:35.655
42	15.380	2:35.843
53	21.643	2:42.106
337	21.735	2:42.198
1	39.750	3:00.213
85	39.798	3:00.261
96	43.665	3:04.128
13	45.321	3:05.784
102	47.105	3:07.568
89	49.392	3:09.855
38	1:03.900	3:24.363

LAP 2 @ 18:08:31.858

NO	BEHIND	LAP TIME
112		2:15.512
90	3.920	2:16.912
164	4.203	2:16.299
99	4.560	2:16.755
16	5.056	2:17.358
27	5.180	2:17.615
124	6.290	2:18.134
25	10.069	2:20.016
125	11.929	2:19.670
61	12.112	2:19.326
113	20.301	2:24.195
81	27.027	2:28.099
42	27.271	2:27.403
54	27.896	2:28.216
53	42.543	2:36.412
337	43.026	2:36.803
1	48.609	2:24.371
85	48.891	2:24.605
96	58.404	2:30.251
13	58.522	2:28.713
102	1:00.007	2:28.414
89	1:09.959	2:36.079
38	1:35.523	2:47.135

LAP 3 @ 18:10:47.495

NO	BEHIND	LAP TIME
112		2:15.637
90	4.453	2:16.170
164	4.667	2:16.101
99	4.993	2:16.070
16	5.136	2:15.717
27	5.868	2:16.325
124	9.112	2:18.459
25	14.726	2:20.294
61	15.903	2:19.428
125	16.055	2:19.763
113	30.261	2:25.597
81	38.079	2:26.689
42	38.329	2:26.695
54	39.673	2:27.414
1	56.365	2:23.393
85	1:02.678	2:29.424
337	1:03.313	2:35.924
53	1:03.612	2:36.706
13	1:13.301	2:30.416
102	1:14.212	2:29.842
89	1:43.243	2:48.921
38	2:06.201	2:46.315

LAP 4 @ 18:13:03.061

NO	BEHIND	LAP TIME
112		2:15.566
16	5.865	2:16.295
99	5.944	2:16.517
164	6.320	2:17.219
90	6.420	2:17.533
27	6.729	2:16.427
124	13.398	2:19.852
25	19.821	2:20.661
61	20.768	2:20.431
125	21.390	2:20.901
113	41.130	2:26.435
81	49.109	2:26.596
42	49.392	2:26.629
54	52.938	2:28.831
1	1:03.547	2:22.748
85	1:16.342	2:29.230
53	1:20.768	2:32.722
337	1:21.405	2:33.658
102	1:27.379	2:28.733
13	1:28.768	2:31.033
89	2:06.381	2:38.704

LAP 5 @ 18:15:20.983

NO	BEHIND	LAP TIME
112		2:17.922
99	5.586	2:17.564
90	6.940	2:18.442
16	7.137	2:19.194
164	7.887	2:19.489
124	15.520	2:20.044
25	22.203	2:20.304
125	23.496	2:20.028
38	1 Lap	2:51.321
61	24.186	2:21.340
113	50.609	2:27.401
42	57.685	2:26.215
81	57.838	2:26.651
54	1:06.301	2:31.285
1	1:11.461	2:25.836
85	1:30.406	2:31.986
53	1:36.681	2:33.835
337	1:37.009	2:33.526
102	1:38.003	2:28.546
13	1:38.795	2:27.949
89	2:25.694	2:37.235

Weather / Track : Cloudy / Dry

Snetterton 300: 2.9689 miles
Date: 27/06/2026 Start: 18:03 Finish: 18:15

Results can be found at www.tsl-timing.com

Printed - 18:18 Saturday, 27 June 2026

BMCRC - MRO Championships - Rnd 5 @ Snetterton 300

ACU Team Green Junior Cup & Senior Ninjas & 250 MZ

RACE 18 - POSITION CHART

No	Name	Lap Pos	1	2	3	4	5
112	BRAY	1	112	112	112	112	112
99	ROUND	2	90	90	90	16	99
27	GARROD	3	27	164	164	99	90
90	BARRELL	4	16	99	99	164	16
124	BAKER	5	99	16	16	90	164
16	KING	6	164	27	27	27	124
164	COWIE	7	124	124	124	124	25
125	WINGATE	8	25	25	25	25	125
25	GLEESON	9	125	125	61	61	61
61	EVETTS	10	61	61	125	125	113
113	MCCARTHY	11	171	113	113	113	42
171	LEES	12	113	81	81	81	81
42	BAINBOROUGH	13	81	42	42	42	54
54	SCOTT	14	54	54	54	54	1
81	WILTON	15	42	53	1	1	85
337	HORWOOD	16	53	337	85	85	53
53	EGGINTON	17	337	1	337	53	337
1	MANN	18	1	85	53	337	102
85	WALES	19	85	96	13	102	13
13	RYAN	20	96	13	102	13	89
96	KENT	21	13	102	89	89	
89	MCCORMACK	22	102	89	38	38	
154	FISHER	23	89	38			
38	PETTET	24	38				
176	BOYETT	25					
102	WRIGHT	26					

Weather / Track : Cloudy / Dry

Snetterton 300: 2.9689 miles
Date: 27/06/2026 Start: 18:03 Finish: 18:15

Results can be found at www.tsl-timing.com

Printed - 18:18 Saturday, 27 June 2026

BMCRC - MRO Championships - Rnd 5 @ Snetterton 300

ACU Team Green Junior Cup & Senior Ninjas & 250 MZ

RACE 18 - SECTOR ANALYSIS

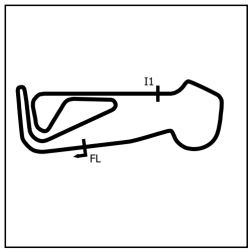

SECTOR 1 = FL to I1, SECTOR 2 = I1 to FL, DIFF = Difference To Personal Best Lap, P = Crossed Finish Line in Pit Lane, D = Time Disallowed

P1 112 S Dan BRAY — Kawasaki NINJA 400 -

IDEAL LAP TIME : 2:15.377 BEST LAP TIME : 2:15.512 DIFFERENCE : 0.135

LAP	SECTOR 1	SECTOR 2	LAP TIME	MPH	DIFF	TIME OF DAY
1 -		44.743	2:20.463	76.09	4.951	18:06:16.346
2 -	***1:30.773***	44.739	***2:15.512*** **(1)**	***78.87***		***18:08:31.858***
3 -	1:31.033	***44.604***	2:15.637 **(3)**	78.79	0.125	18:10:47.495
4 -	1:30.951	44.615	2:15.566 **(2)**	78.84	0.054	18:13:03.061
5 -	1:32.199	45.723	2:17.922	77.49	2.410	18:15:20.983

P2 99 J William ROUND — Kawasaki NINJA - Round Racing

IDEAL LAP TIME : 2:15.905 BEST LAP TIME : 2:16.070 DIFFERENCE : 0.165

LAP	SECTOR 1	SECTOR 2	LAP TIME	MPH	DIFF	TIME OF DAY
1 -		45.680	2:23.780	74.33	7.710	18:06:19.663
2 -	1:31.848	44.907	2:16.755 **(3)**	78.15	0.685	18:08:36.418
3 -	1:31.249	***44.821***	***2:16.070*** **(1)**	***78.54***		***18:10:52.488***
4 -	***1:31.084***	45.433	2:16.517 **(2)**	78.29	0.447	18:13:09.005
5 -	1:32.678	44.886	2:17.564	77.69	1.494	18:15:26.569

P3 90 J Harry BARRELL — Kawasaki NINJA 400 - CERAKOTE UK

IDEAL LAP TIME : 2:16.170 BEST LAP TIME : 2:16.170 DIFFERENCE : 0.000

LAP	SECTOR 1	SECTOR 2	LAP TIME	MPH	DIFF	TIME OF DAY
1 -		45.269	2:22.983	74.75	6.813	18:06:18.866
2 -	1:31.620	45.292	2:16.912 **(2)**	78.06	0.742	18:08:35.778
3 -	***1:31.052***	***45.118***	***2:16.170*** **(1)**	***78.49***		***18:10:51.948***
4 -	1:31.306	46.227	2:17.533 **(3)**	77.71	1.363	18:13:09.481
5 -	1:32.731	45.711	2:18.442	77.20	2.272	18:15:27.923

P4 16 J Lucas KING — Kawasaki NINJA 400 - NW racing/ cable house

IDEAL LAP TIME : 2:15.376 BEST LAP TIME : 2:15.717 DIFFERENCE : 0.341

LAP	SECTOR 1	SECTOR 2	LAP TIME	MPH	DIFF	TIME OF DAY
1 -		45.813	2:23.673	74.39	7.956	18:06:19.556
2 -	1:31.893	45.465	2:17.358 **(3)**	77.81	1.641	18:08:36.914
3 -	1:31.251	***44.466***	***2:15.717*** **(1)**	***78.75***		***18:10:52.631***
4 -	***1:30.910***	45.385	2:16.295 **(2)**	78.41	0.578	18:13:08.926
5 -	1:32.593	46.601	2:19.194	76.78	3.477	18:15:28.120

P5 164 J George COWIE — Kawasaki NINJA 400 - Dad

IDEAL LAP TIME : 2:15.382 BEST LAP TIME : 2:16.101 DIFFERENCE : 0.719

LAP	SECTOR 1	SECTOR 2	LAP TIME	MPH	DIFF	TIME OF DAY
1 -		45.434	2:23.879	74.28	7.778	18:06:19.762
2 -	1:31.748	***44.551***	2:16.299 **(2)**	78.41	0.198	18:08:36.061
3 -	***1:30.831***	45.270	***2:16.101*** **(1)**	***78.53***		***18:10:52.162***
4 -	1:31.505	45.714	2:17.219 **(3)**	77.89	1.118	18:13:09.381
5 -	1:32.345	47.144	2:19.489	76.62	3.388	18:15:28.870

P6 124 J Harley BAKER — Kawasaki NINJA 400 - KGB Property Maintenance Services Ltd

IDEAL LAP TIME : 2:18.002 BEST LAP TIME : 2:18.134 DIFFERENCE : 0.132

LAP	SECTOR 1	SECTOR 2	LAP TIME	MPH	DIFF	TIME OF DAY
1 -		***45.433***	2:24.131	74.15	5.997	18:06:20.014
2 -	1:32.598	45.536	***2:18.134*** **(1)**	***77.37***		***18:08:38.148***
3 -	***1:32.569***	45.890	2:18.459 **(2)**	77.19	0.325	18:10:56.607
4 -	1:33.868	45.984	2:19.852 **(3)**	76.42	1.718	18:13:16.459
5 -	1:33.778	46.266	2:20.044	76.31	1.910	18:15:36.503

BMCRC - MRO Championships - Rnd 5 @ Snetterton 300

ACU Team Green Junior Cup & Senior Ninjas & 250 MZ

RACE 18 - SECTOR ANALYSIS

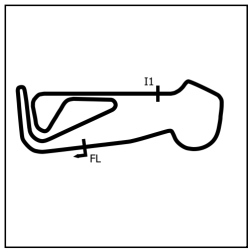

SECTOR 1 = FL to I1, SECTOR 2 = I1 to FL, DIFF = Difference To Personal Best Lap, P = Crossed Finish Line in Pit Lane, D = Time Disallowed

P7 25 J Chloe GLEESON

Kawasaki NINJA 400 - DriveLife / Sussex Independent Financia

IDEAL LAP TIME : 2:19.566 BEST LAP TIME : 2:20.016 DIFFERENCE : 0.450

LAP	SECTOR 1	SECTOR 2	LAP TIME	MPH	DIFF	TIME OF DAY
1 -		***45.989***	2:26.028	73.19	6.012	18:06:21.911
2 -	1:33.826	46.190	***2:20.016*** **(1)**	***76.33***		***18:08:41.927***
3 -	1:33.964	46.330	2:20.294 **(2)**	76.18	0.278	18:11:02.221
4 -	1:34.074	46.587	2:20.661	75.98	0.645	18:13:22.882
5 -	***1:33.577***	46.727	2:20.304 **(3)**	76.17	0.288	18:15:43.186

P8 125 J Isabelle WINGATE

Kawasaki NINJA -

IDEAL LAP TIME : 2:19.406 BEST LAP TIME : 2:19.670 DIFFERENCE : 0.264

LAP	SECTOR 1	SECTOR 2	LAP TIME	MPH	DIFF	TIME OF DAY
1 -		46.722	2:28.234	72.10	8.564	18:06:24.117
2 -	1:33.363	***46.307***	***2:19.670*** **(1)**	***76.52***		***18:08:43.787***
3 -	1:33.308	46.455	2:19.763 **(2)**	76.47	0.093	18:11:03.550
4 -	1:33.899	47.002	2:20.901	75.85	1.231	18:13:24.451
5 -	***1:33.099***	46.929	2:20.028 **(3)**	76.32	0.358	18:15:44.479

P9 61 J Ollie EVETTS

Kawasaki NINJA 400 - C E Vehicle Repairs Ltd

IDEAL LAP TIME : 2:19.194 BEST LAP TIME : 2:19.326 DIFFERENCE : 0.132

LAP	SECTOR 1	SECTOR 2	LAP TIME	MPH	DIFF	TIME OF DAY
1 -		46.456	2:28.761	71.84	9.435	18:06:24.644
2 -	1:32.997	***46.329***	***2:19.326*** **(1)**	***76.71***		***18:08:43.970***
3 -	***1:32.865***	46.563	2:19.428 **(2)**	76.65	0.102	18:11:03.398
4 -	1:34.047	46.384	2:20.431 **(3)**	76.10	1.105	18:13:23.829
5 -	1:33.704	47.636	2:21.340	75.61	2.014	18:15:45.169

P10 113 J Annabelle MCCARTHY

Kawasaki NINJA 400 -

IDEAL LAP TIME : 2:23.431 BEST LAP TIME : 2:24.195 DIFFERENCE : 0.764

LAP	SECTOR 1	SECTOR 2	LAP TIME	MPH	DIFF	TIME OF DAY
1 -		***48.041***	2:32.081	70.27	7.886	18:06:27.964
2 -	***1:35.390***	48.805	***2:24.195*** **(1)**	***74.12***		***18:08:52.159***
3 -	1:36.791	48.806	2:25.597 **(2)**	73.40	1.402	18:11:17.756
4 -	1:37.667	48.768	2:26.435 **(3)**	72.98	2.240	18:13:44.191
5 -	1:36.976	50.425	2:27.401	72.51	3.206	18:16:11.592

P11 42 J Euan BAINBOROUGH

Kawasaki NINJA 300 -

IDEAL LAP TIME : 2:26.063 BEST LAP TIME : 2:26.215 DIFFERENCE : 0.152

LAP	SECTOR 1	SECTOR 2	LAP TIME	MPH	DIFF	TIME OF DAY
1 -		49.920	2:35.843	68.58	9.628	18:06:31.726
2 -	1:38.064	49.339	2:27.403	72.50	1.188	18:08:59.129
3 -	***1:37.955***	48.740	2:26.695 **(3)**	72.85	0.480	18:11:25.824
4 -	1:38.086	48.543	2:26.629 **(2)**	72.89	0.414	18:13:52.453
5 -	1:38.107	***48.108***	***2:26.215*** **(1)**	***73.09***		***18:16:18.668***

P12 81 J Austin WILTON

Kawasaki NINJA 400 - MAC

IDEAL LAP TIME : 2:26.405 BEST LAP TIME : 2:26.596 DIFFERENCE : 0.191

LAP	SECTOR 1	SECTOR 2	LAP TIME	MPH	DIFF	TIME OF DAY
1 -		49.144	2:34.903	68.99	8.307	18:06:30.786
2 -	1:38.918	49.181	2:28.099	72.16	1.503	18:08:58.885
3 -	1:38.137	48.552	2:26.689 **(3)**	72.86	0.093	18:11:25.574
4 -	***1:38.108***	48.488	***2:26.596*** **(1)**	***72.90***		***18:13:52.170***
5 -	1:38.354	***48.297***	2:26.651 **(2)**	72.88	0.055	18:16:18.821

Weather / Track : Cloudy / Dry

Snetterton 300: 2.9689 miles
Date: 27/06/2026 Start: 18:03 Finish: 18:15

BMCRC - MRO Championships - Rnd 5 @ Snetterton 300

ACU Team Green Junior Cup & Senior Ninjas & 250 MZ

RACE 18 - SECTOR ANALYSIS

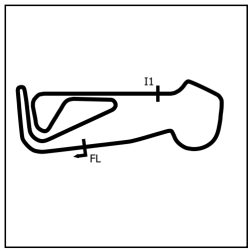

SECTOR 1 = FL to I1, SECTOR 2 = I1 to FL, DIFF = Difference To Personal Best Lap, P = Crossed Finish Line in Pit Lane, D = Time Disallowed

P13 54 S Ben SCOTT

Kawasaki NINJA 400 - GI Landscapes VampTech

IDEAL LAP TIME : 2:27.414 BEST LAP TIME : 2:27.414 DIFFERENCE : 0.000

LAP	SECTOR 1	SECTOR 2	LAP TIME		MPH	DIFF	TIME OF DAY
1 -		49.648	2:35.655		68.66	8.241	18:06:31.538
2 -	1:38.393	49.823	2:28.216	(2)	72.11	0.802	18:08:59.754
3 -	***1:38.076***	***49.338***	***2:27.414***	**(1)**	***72.50***		***18:11:27.168***
4 -	1:39.156	49.675	2:28.831	(3)	71.81	1.417	18:13:55.999
5 -	1:40.067	51.218	2:31.285		70.64	3.871	18:16:27.284

P14 1 MZ Alexander MANN

MZ TS 250 - HS RACING

IDEAL LAP TIME : 2:22.683 BEST LAP TIME : 2:22.748 DIFFERENCE : 0.065

LAP	SECTOR 1	SECTOR 2	LAP TIME		MPH	DIFF	TIME OF DAY
1 -		47.499	3:00.213		59.30	37.465	18:06:56.096
2 -	1:36.917	47.454	2:24.371	(3)	74.03	1.623	18:09:20.467
3 -	1:36.237	***47.156***	2:23.393	(2)	74.53	0.645	18:11:43.860
4 -	***1:35.527***	47.221	***2:22.748***	**(1)**	***74.87***		***18:14:06.608***
5 -	1:36.280	49.556	2:25.836		73.28	3.088	18:16:32.444

P15 85 MZ Andrew WALES

MZ ETZ 250 - Show Control International

IDEAL LAP TIME : 2:24.154 BEST LAP TIME : 2:24.605 DIFFERENCE : 0.451

LAP	SECTOR 1	SECTOR 2	LAP TIME		MPH	DIFF	TIME OF DAY
1 -		***47.204***	3:00.261		59.29	35.656	18:06:56.144
2 -	***1:36.950***	47.655	***2:24.605***	**(1)**	***73.91***		***18:09:20.749***
3 -	1:38.684	50.740	2:29.424	(3)	71.52	4.819	18:11:50.173
4 -	1:39.013	50.217	2:29.230	(2)	71.62	4.625	18:14:19.403
5 -	1:41.595	50.391	2:31.986		70.32	7.381	18:16:51.389

P16 53 J Lucas EGGINTON

Kawasaki NINJA 400 -

IDEAL LAP TIME : 2:32.611 BEST LAP TIME : 2:32.722 DIFFERENCE : 0.111

LAP	SECTOR 1	SECTOR 2	LAP TIME		MPH	DIFF	TIME OF DAY
1 -		52.988	2:42.106		65.93	9.384	18:06:37.989
2 -	1:43.708	52.704	2:36.412	(3)	68.33	3.690	18:09:14.401
3 -	1:44.520	52.186	2:36.706		68.20	3.984	18:11:51.107
4 -	1:41.609	***51.113***	***2:32.722***	**(1)**	***69.98***		***18:14:23.829***
5 -	***1:41.498***	52.337	2:33.835	(2)	69.47	1.113	18:16:57.664

P17 337 S Lee HORWOOD

Kawasaki NINJA 300 - Melman Electrical

IDEAL LAP TIME : 2:33.327 BEST LAP TIME : 2:33.526 DIFFERENCE : 0.199

LAP	SECTOR 1	SECTOR 2	LAP TIME		MPH	DIFF	TIME OF DAY
1 -		52.149	2:42.198		65.89	8.672	18:06:38.081
2 -	1:44.186	52.617	2:36.803		68.16	3.277	18:09:14.884
3 -	1:44.067	51.857	2:35.924	(3)	68.54	2.398	18:11:50.808
4 -	1:42.158	***51.500***	2:33.658	(2)	69.55	0.132	18:14:24.466
5 -	***1:41.827***	51.699	***2:33.526***	**(1)**	***69.61***		***18:16:57.992***

P18 102 MZ Caleb WRIGHT

MZ 250 ETZ - Clover Investments

IDEAL LAP TIME : 2:28.082 BEST LAP TIME : 2:28.414 DIFFERENCE : 0.332

LAP	SECTOR 1	SECTOR 2	LAP TIME		MPH	DIFF	TIME OF DAY
1 -		49.484	3:07.568		56.98	39.154	18:07:03.451
2 -	1:39.707	***48.707***	***2:28.414***	**(1)**	***72.01***		***18:09:31.865***
3 -	1:40.624	49.218	2:29.842		71.32	1.428	18:12:01.707
4 -	1:39.456	49.277	2:28.733	(3)	71.86	0.319	18:14:30.440
5 -	***1:39.375***	49.171	2:28.546	(2)	71.95	0.132	18:16:58.986

BMCRC - MRO Championships - Rnd 5 @ Snetterton 300

ACU Team Green Junior Cup & Senior Ninjas & 250 MZ

RACE 18 - SECTOR ANALYSIS

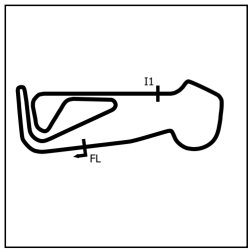

SECTOR 1 = FL to I1, SECTOR 2 = I1 to FL, DIFF = Difference To Personal Best Lap, P = Crossed Finish Line in Pit Lane, D = Time Disallowed

P19 13 MZ Gordon RYAN

MZ 250 - Prism Work Psychology

IDEAL LAP TIME : 2:27.949 BEST LAP TIME : 2:27.949 DIFFERENCE : 0.000

LAP	SECTOR 1	SECTOR 2	LAP TIME	MPH	DIFF	TIME OF DAY
1 -		49.771	3:05.784	57.52	37.835	18:07:01.667
2 -	1:38.998	49.715	2:28.713 **(2)**	71.87	0.764	18:09:30.380
3 -	1:39.468	50.948	2:30.416 **(3)**	71.05	2.467	18:12:00.796
4 -	1:40.499	50.534	2:31.033	70.76	3.084	18:14:31.829
5 -	***1:38.885***	***49.064***	***2:27.949 (1)***	***72.24***		***18:16:59.778***

P20 89 MZ James MCCORMACK

MZ TS -

IDEAL LAP TIME : 2:35.520 BEST LAP TIME : 2:36.079 DIFFERENCE : 0.559

LAP	SECTOR 1	SECTOR 2	LAP TIME	MPH	DIFF	TIME OF DAY
1 -		***51.767***	3:09.855	56.29	33.776	18:07:05.738
2 -	***1:43.753***	52.326	***2:36.079 (1)***	***68.47***		***18:09:41.817***
3 -	1:55.803	53.118	2:48.921	63.27	12.842	18:12:30.738
4 -	1:45.889	52.815	2:38.704 **(3)**	67.34	2.625	18:15:09.442
5 -	1:44.564	52.671	2:37.235 **(2)**	67.97	1.156	18:17:46.677

P21 38 MZ Chris PETTET

MZ ETZ250 -

IDEAL LAP TIME : 2:46.315 BEST LAP TIME : 2:46.315 DIFFERENCE : 0.000

LAP	SECTOR 1	SECTOR 2	LAP TIME	MPH	DIFF	TIME OF DAY
1 -		55.815	3:24.363	52.29	38.048	18:07:20.246
2 -	1:51.575	55.560	2:47.135 **(2)**	63.94	0.820	18:10:07.381
3 -	***1:50.833***	***55.482***	***2:46.315 (1)***	***64.26***		***18:12:53.696***
4 -	1:53.688	57.633	2:51.321 **(3)**	62.38	5.006	18:15:45.017

P22 27 J Alfie GARROD

Kawasaki NINJA 400 - ATP Motorsport

IDEAL LAP TIME : 2:16.226 BEST LAP TIME : 2:16.325 DIFFERENCE : 0.099

LAP	SECTOR 1	SECTOR 2	LAP TIME	MPH	DIFF	TIME OF DAY
1 -		45.423	2:23.540	74.46	7.215	18:06:19.423
2 -	1:32.345	45.270	2:17.615 **(3)**	77.66	1.290	18:08:37.038
3 -	***1:31.208***	45.117	***2:16.325 (1)***	***78.40***		***18:10:53.363***
4 -	1:31.409	***45.018***	2:16.427 **(2)**	78.34	0.102	18:13:09.790
5 -	1:31.975					

P23 96 MZ Chris KENT

MZ TS 250 -

IDEAL LAP TIME : 2:29.050 BEST LAP TIME : 2:30.251 DIFFERENCE : 1.201

LAP	SECTOR 1	SECTOR 2	LAP TIME	MPH	DIFF	TIME OF DAY
1 -		***49.455***	3:04.128	58.04	33.877	18:07:00.011
2 -	1:40.544	49.707	***2:30.251 (1)***	***71.13***		***18:09:30.262***
3 -	***1:39.595***					

P24 171 J Danny LEES

Kawasaki NINJA 400 - CAPITAL GROUP LTD. CAPITAL SPRA`

IDEAL LAP TIME : BEST LAP TIME : DIFFERENCE :

LAP	SECTOR 1	SECTOR 2	LAP TIME	MPH	DIFF	TIME OF DAY
1 -		***48.181***	2:31.251	70.66		18:06:27.134

P25 176 MZ Oliver BOYETT

MZ ETZ - Myself

IDEAL LAP TIME : BEST LAP TIME : DIFFERENCE :

LAP	SECTOR 1	SECTOR 2	LAP TIME	MPH	DIFF	TIME OF DAY
1 -						

BMCRC - MRO Championships - Rnd 5 @ Snetterton 300

ACU Team Green Junior Cup & Senior Ninjas & 250 MZ

RACE 18 - BEST SECTORS

	SECTOR 1		SECTOR 2	
POS	NO	TIME	NO	TIME
1	112	**1:30.773**	16	**44.466**
2	164	**1:30.831**	164	**44.551**
3	16	**1:30.910**	112	**44.604**
4	90	**1:31.052**	99	**44.821**
5	99	**1:31.084**	27	**45.018**
6	27	**1:31.208**	90	**45.118**
7	124	**1:32.569**	124	**45.433**
8	61	**1:32.865**	25	**45.989**
9	125	**1:33.099**	125	**46.307**
10	25	**1:33.577**	61	**46.329**
11	113	**1:35.390**	1	**47.156**
12	1	**1:35.527**	85	**47.204**
13	85	**1:36.950**	113	**48.041**
14	42	**1:37.955**	42	**48.108**
15	54	**1:38.076**	171	**48.181**
16	81	**1:38.108**	81	**48.297**
17	13	**1:38.885**	102	**48.707**
18	102	**1:39.375**	13	**49.064**
19	96	**1:39.595**	54	**49.338**
20	53	**1:41.498**	96	**49.455**
21	337	**1:41.827**	53	**51.113**
22	89	**1:43.753**	337	**51.500**
23	38	**1:50.833**	89	**51.767**
24			38	**55.482**
25				

IDEAL / BEST COMPARISON

POS	NO	NAME	IDEAL	BEST	DIFF
		PERFECT LAP	**2:15.239**		
1	**16**	KING	2:15.376	2:15.717	**0.341**
2	**112**	BRAY	2:15.377	2:15.512	**0.135**
3	**164**	COWIE	2:15.382	2:16.101	**0.719**
4	**99**	ROUND	2:15.905	2:16.070	**0.165**
5	**90**	BARRELL	2:16.170	2:16.170	**0.000**
6	**27**	GARROD	2:16.226	2:16.325	**0.099**
7	**124**	BAKER	2:18.002	2:18.134	**0.132**
8	**61**	EVETTS	2:19.194	2:19.326	**0.132**
9	**125**	WINGATE	2:19.406	2:19.670	**0.264**
10	**25**	GLEESON	2:19.566	2:20.016	**0.450**
11	**1**	MANN	2:22.683	2:22.748	**0.065**
12	**113**	MCCARTHY	2:23.431	2:24.195	**0.764**
13	**85**	WALES	2:24.154	2:24.605	**0.451**
14	**42**	BAINBOROUGH	2:26.063	2:26.215	**0.152**
15	**81**	WILTON	2:26.405	2:26.596	**0.191**
16	**54**	SCOTT	2:27.414	2:27.414	**0.000**
17	**13**	RYAN	2:27.949	2:27.949	**0.000**
18	**102**	WRIGHT	2:28.082	2:28.414	**0.332**
19	**96**	KENT	2:29.050	2:30.251	**1.201**
20	**53**	EGGINTON	2:32.611	2:32.722	**0.111**
21	**337**	HORWOOD	2:33.327	2:33.526	**0.199**
22	**89**	MCCORMACK	2:35.520	2:36.079	**0.559**
23	**38**	PETTET	2:46.315	2:46.315	**0.000**
24	**171**	LEES			

Weather / Track : Cloudy / Dry

Snetterton 300: 2.9689 miles
Date: 27/06/2026 Start: 18:03 Finish: 18:15

Results can be found at www.tsl-timing.com

Printed - 18:18 Saturday, 27 June 2026

BMCRC - MRO Championships - Rnd 5 @ Snetterton 300

ACU Team Green Junior Cup & Senior Ninjas & 250 MZ

RACE 18 - STATISTICS

Competitors Started	25
Planned Start	2026-06-27 @ 18:00:00.000
Actual Start	2026-06-27 @ 18:03:55.882
Finish Time	2026-06-27 @ 18:15:20.982
Track Length	2.9689mi.
Total Laps	111
Total Distance Covered	329.5491mi.

Session Fastest Lap History

NO	CL	NAME	LAP TIME	TIME OF DAY	LAP	VEHICLE
112	S	**Dan BRAY**	**2:15.512**	18:08:31.858	2	Kawasaki NINJA 400

Session Leader History

NO	CL	NAME	FROM LAP	LAPS LED	DISTANCE	VEHICLE
112	S	**Dan BRAY**	1	5	14.84 miles	Kawasaki NINJA 400

Flag History

TYPE	TIME OF DAY
GREEN	18:03:55.882
FINISH	18:15:20.982

Flag Statistics

TYPE	COUNT	TOTAL LAPS	TOTAL TIME
Green	1	5	14:02.124
Red	0	0	0.000
Safety Car	0	0	0.000
FCY	0	0	0.000

Weather / Track : Cloudy / Dry

Snetterton 300: 2.9689 miles
Date: 27/06/2026 Start: 18:03 Finish: 18:15

BMCRC - MRO Championships - Rnd 5 @ Snetterton 300

ACU Team Green Junior Cup & Senior Ninjas & 250 MZ

RACE 18 - STATISTICS

CLASS : J

14 Starters

Fastest Lap History

NO	NAME	LAP TIME	TIME OF DAY	LAP	VEHICLE
90	**Harry BARRELL**	**2:16.912**	18:08:35.778	2	Kawasaki NINJA 400
164	**George COWIE**	**2:16.299**	18:08:36.061	2	Kawasaki NINJA 400
90	**Harry BARRELL**	**2:16.170**	18:10:51.948	3	Kawasaki NINJA 400
164	**George COWIE**	**2:16.101**	18:10:52.162	3	Kawasaki NINJA 400
99	**William ROUND**	**2:16.070**	18:10:52.488	3	Kawasaki NINJA
16	**Lucas KING**	**2:15.717**	18:10:52.631	3	Kawasaki NINJA 400

Leader History

NO	NAME	FROM LAP	LAPS LED	DISTANCE	VEHICLE
90	**Harry BARRELL**	1	3	8.90 miles	Kawasaki NINJA 400
16	**Lucas KING**	4	1	2.96 miles	Kawasaki NINJA 400
99	**William ROUND**	5	1	2.96 miles	Kawasaki NINJA

BMCRC - MRO Championships - Rnd 5 @ Snetterton 300

ACU Team Green Junior Cup & Senior Ninjas & 250 MZ

RACE 18 - STATISTICS

CLASS : S

3 Starters

Fastest Lap History

NO	NAME	LAP TIME	TIME OF DAY	LAP	VEHICLE
112	**Dan BRAY**	**2:15.512**	18:08:31.858	2	Kawasaki NINJA 400

Leader History

NO	NAME	FROM LAP	LAPS LED	DISTANCE	VEHICLE
112	**Dan BRAY**	1	5	14.84 miles	Kawasaki NINJA 400

BMCRC - MRO Championships - Rnd 5 @ Snetterton 300

ACU Team Green Junior Cup & Senior Ninjas & 250 MZ

RACE 18 - STATISTICS

CLASS : MZ

8 Starters

Fastest Lap History

NO	NAME	LAP TIME	TIME OF DAY	LAP	VEHICLE
1	**Alexander MANN**	**2:24.371**	18:09:20.467	2	MZ TS 250
1	**Alexander MANN**	**2:23.393**	18:11:43.860	3	MZ TS 250
1	**Alexander MANN**	**2:22.748**	18:14:06.608	4	MZ TS 250

Leader History

NO	NAME	FROM LAP	LAPS LED	DISTANCE	VEHICLE
1	**Alexander MANN**	1	5	14.84 miles	MZ TS 250

Weather / Track : Cloudy / Dry

Snetterton 300: 2.9689 miles
Date: 27/06/2026 Start: 18:03 Finish: 18:15

TEAM GREEN JUNIOR CUP

Kawasaki SENIOR NINJA SERIES

BMZRC 250 MZS

BMCRC - MRO Championships - Rnd 5 @ Snetterton 300

ACU Team Green Junior Cup & Senior Ninjas & 250 MZ

RACE 9 - GRID (7 Laps)

ROW 10	30 **154** John FISHER	29 **176** Oliver BOYETT	28 **38** Chris PETTET 2:46.315
ROW 9	27 **89** James MCCORMACK 2:36.079	26 **96** Chris KENT 2:30.251	25 **102** Caleb WRIGHT 2:28.414
ROW 8	24 **13** Gordon RYAN 2:27.949	23 **85** Andrew WALES 2:24.605	22 **1** Alexander MANN 2:22.748
ROW 7	21	20	19
ROW 6	18	17 **171** Danny LEES	16 **337** Lee HORWOOD 2:33.526
ROW 5	15 **53** Lucas EGGINTON 2:32.722	14 **54** Ben SCOTT 2:27.414	13 **81** Austin WILTON 2:26.596
ROW 4	12 **42** Euan BAINBOROUGH 2:26.215	11 **113** Annabelle MCCARTHY 2:24.195	10 **25** Chloe GLEESON 2:20.016
ROW 3	9 **125** Isabelle WINGATE 2:19.670	8 **61** Ollie EVETTS 2:19.326	7 **124** Harley BAKER 2:18.134
ROW 2	6 **27** Alfie GARROD 2:16.325	5 **90** Harry BARRELL 2:16.170	4 **164** George COWIE 2:16.101
ROW 1	3 **99** William ROUND 2:16.070	2 **16** Lucas KING 2:15.717	1 **112** Dan BRAY 2:15.512 **Pole**

These results are provisional until the conclusion of any judicial and technical matters.

Snetterton 300: 2.9689 miles

Clerk Of Course: Caroline Patterson / Tony MacBride	Timekeeper: Craig Smith	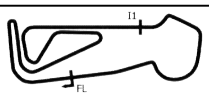

Results can be found at www.tsl-timing.com

Printed - 18:19 Saturday, 27 June 2026

TSL SPORTS TIMING TIMING SOLUTIONS LTD

MOTORCYCLE RACING ORGANISATION MRO







BMCRC - MRO Championships - Rnd 5 @ Snetterton 300

ACU Team Green Junior Cup & Senior Ninjas & 250 MZ

RACE 9 - CLASSIFICATION

Race Distance: 7 Laps / 20.78 miles

POS	NO	CL	PIC	NAME	ENTRY	LAPS	TIME	GAP	DIFF	MPH	BEST	ON	GRD	↑↓
1	**112**	S	1	**Dan BRAY**	Kawasaki NINJA 400 -	**7**	15:52.277			78.56	**2:14.242**	4	1	0
2	**99**	J	1	**William ROUND**	Kawasaki NINJA - Round Racing	**7**	15:59.757	**7.480**	7.480	77.95	**2:15.177**	3	3	1
3	**16**	J	2	**Lucas KING**	Kawasaki NINJA 400 - NW racing/ cable house	**7**	15:59.816	**7.539**	0.059	77.94	**2:15.639**	2	2	-1
4	**164**	J	3	**George COWIE**	Kawasaki NINJA 400 - Dad	**7**	16:00.217	**7.940**	0.401	77.91	**2:15.280**	5	4	0
5	**90**	J	4	**Harry BARRELL**	Kawasaki NINJA 400 - CERAKOTE UK	**7**	16:00.233	**7.956**	0.016	77.91	**2:15.345**	2	5	0
6	**124**	J	5	**Harley BAKER**	Kawasaki NINJA 400 - KGB Property Maintenance Services	**7**	16:14.003	**21.726**	13.770	76.81	**2:17.577**	3	7	1
7	**27**	J	6	**Alfie GARROD**	Kawasaki NINJA 400 - ATP Motorsport	**7**	16:14.045	**21.768**	0.042	76.81	**2:17.168**	2	6	-1
8	**125**	J	7	**Isabelle WINGATE**	Kawasaki NINJA -	**7**	16:23.618	**31.341**	9.573	76.06	**2:18.559**	5	9	1
9	**113**	J	8	**Annabelle MCCARTHY**	Kawasaki NINJA 400 -	**7**	16:25.796	**33.519**	2.178	75.89	**2:18.619**	5	11	2
10	**25**	J	9	**Chloe GLEESON**	Kawasaki NINJA 400 - DriveLife / Sussex Independent Finar	**7**	16:25.853	**33.576**	0.057	75.89	**2:18.831**	5	10	0
11	**61**	J	10	**Ollie EVETTS**	Kawasaki NINJA 400 - C E Vehicle Repairs Ltd	**7**	16:36.192	**43.915**	10.339	75.10	**2:20.771**	4	8	-3
12	**42**	J	11	**Euan BAINBOROUGH**	Kawasaki NINJA 300 -	**7**	17:13.671	**1:21.394**	37.479	72.37	**2:25.741**	5	12	0
13	**1**	MZ	1	**Alexander MANN**	MZ TS 250 - HS RACING	**7**	17:17.193	**1:24.916**	3.522	72.13	**2:22.834**	6	18	5
14	**85**	MZ	2	**Andrew WALES**	MZ ETZ 250 - Show Control International	**7**	17:26.979	**1:34.702**	9.786	71.45	**2:23.519**	2	19	5
15	**54**	S	2	**Ben SCOTT**	Kawasaki NINJA 400 - GI Landscapes VampTech	**7**	17:44.102	**1:51.825**	17.123	70.30	**2:30.659**	2	14	-1
16	**102**	MZ	3	**Caleb WRIGHT**	MZ 250 ETZ - Clover Investments	**7**	17:54.510	**2:02.233**	10.408	69.62	**2:27.231**	6	21	5
17	**96**	MZ	4	**Chris KENT**	MZ TS 250 -	**7**	17:54.725	**2:02.448**	0.215	69.61	**2:27.813**	7	22	5
18	**13**	MZ	5	**Gordon RYAN**	MZ 250 - Prism Work Psychology	**7**	18:04.060	**2:11.783**	9.335	69.01	**2:28.503**	4	20	2
19	**53**	J	12	**Lucas EGGINTON**	Kawasaki NINJA 400 -	**7**	18:08.435	**2:16.158**	4.375	68.73	**2:31.024**	7	15	-4
20	**337**	S	3	**Lee HORWOOD**	Kawasaki NINJA 300 - Melman Electrical	**7**	18:09.161	**2:16.884**	0.726	68.69	**2:32.418**	7	16	-4
21	**89**	MZ	6	**James MCCORMACK**	MZ TS -	**6**	16:22.321	**1 Lap**	1 Lap	65.28	**2:36.910**	6	23	2
22	**176**	MZ	7	**Oliver BOYETT**	MZ ETZ - Myself	**6**	16:50.307	**1 Lap**	27.986	63.47	**2:41.165**	4	25	3
					NOT CLASSIFIED									
DNF	**154**	MZ		**John FISHER**	MZ ETZ -	**0**							26	

FASTEST LAP

112	S	**Dan BRAY**	Kawasaki NINJA 400 -	**4**	2:14.242	79.61 mph	128.13 kph
99	J	**William ROUND**	Kawasaki NINJA - Round Racing	**3**	2:15.177	79.06 mph	127.24 kph
1	MZ	**Alexander MANN**	MZ TS 250 - HS RACING	**6**	2:22.834	74.82 mph	120.42 kph

Class S - 92.5% of Race Speed = 72.66 mph
Class J - 92.5% of Race Speed = 72.10 mph
Class MZ - 92.5% of Race Speed = 66.72 mph

Weather / Track : Sunny / Dry
These results are provisional until the conclusion of any judicial and technical matters.

Date: 28/06/2026 Start: 13:29 Finish: 13:45
Snetterton 300: 2.9689 miles

Clerk Of Course: Caroline Patterson / Tony MacBride	Timekeeper: Craig Smith	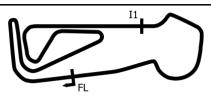

Results can be found at www.tsl-timing.com

Printed - 13:48 Sunday, 28 June 2026







BMCRC - MRO Championships - Rnd 5 @ Snetterton 300

ACU Team Green Junior Cup & Senior Ninjas & 250 MZ

RACE 9 - LAP CHART

LAP 1 @ 13:32:00.836

NO	BEHIND	LAP TIME
112		2:20.714
90	1.420	2:22.134
16	1.426	2:22.140
99	2.081	2:22.795
124	2.636	2:23.350
164	3.416	2:24.130
27	3.597	2:24.311
61	5.300	2:26.014
113	6.172	2:26.886
25	6.298	2:27.012
125	6.672	2:27.386
42	12.227	2:32.941
54	16.587	2:37.301
53	16.896	2:37.610
337	22.372	2:43.086
1	37.197	2:57.911
85	37.406	2:58.120
102	42.378	3:03.092
96	42.418	3:03.132
13	44.523	3:05.237
89	51.679	3:12.393
176	55.775	3:16.489

LAP 2 @ 13:34:16.119

NO	BEHIND	LAP TIME
112		2:15.283
90	1.482	2:15.345
16	1.782	2:15.639
99	2.489	2:15.691
164	4.187	2:16.054
124	5.155	2:17.802
27	5.482	2:17.168
113	10.648	2:19.759
125	11.214	2:19.825
25	11.345	2:20.330
61	15.183	2:25.166
42	23.168	2:26.224
54	31.963	2:30.659
53	34.143	2:32.530
337	43.392	2:36.303
1	45.355	2:23.441
85	45.642	2:23.519
102	56.227	2:29.132
96	56.490	2:29.355
13	59.093	2:29.853
89	1:15.918	2:39.522
176	1:22.377	2:41.885

LAP 3 @ 13:36:31.693

NO	BEHIND	LAP TIME
112		2:15.574
90	1.767	2:15.859
16	1.869	2:15.661
99	2.092	2:15.177
164	4.328	2:15.715
124	7.158	2:17.577
27	7.185	2:17.277
113	15.506	2:20.432
125	16.192	2:20.552
25	16.295	2:20.524
61	21.092	2:21.483
42	34.869	2:27.275
54	47.317	2:30.928
1	53.237	2:23.456
85	54.416	2:24.348
53	57.709	2:39.140
337	1:03.481	2:35.663
102	1:10.027	2:29.374
96	1:10.080	2:29.164
13	1:12.348	2:28.829
89	1:38.797	2:38.453
176	1:51.204	2:44.401

LAP 4 @ 13:38:45.935

NO	BEHIND	LAP TIME
112		2:14.242
16	3.710	2:16.083
99	3.859	2:16.009
90	4.222	2:16.697
164	6.300	2:16.214
124	11.320	2:18.404
27	11.428	2:18.485
125	21.685	2:19.735
25	21.715	2:19.662
113	22.156	2:20.892
61	27.621	2:20.771
42	47.080	2:26.453
1	1:02.165	2:23.170
85	1:03.759	2:23.585
54	1:04.097	2:31.022
53	1:19.774	2:36.307
96	1:24.214	2:28.376
337	1:24.463	2:35.224
102	1:24.469	2:28.684
13	1:26.609	2:28.503
89	2:02.640	2:38.085

LAP 5 @ 13:41:00.601

NO	BEHIND	LAP TIME
112		2:14.666
176	1 Lap	2:41.165
99	6.078	2:16.885
16	6.241	2:17.197
90	6.707	2:17.151
164	6.914	2:15.280
27	15.152	2:18.390
124	15.518	2:18.864
125	25.578	2:18.559
25	25.880	2:18.831
113	26.109	2:18.619
61	33.865	2:20.910
42	58.155	2:25.741
1	1:10.467	2:22.968
85	1:13.580	2:24.487
54	1:21.152	2:31.721
96	1:38.181	2:28.633
102	1:38.973	2:29.170
53	1:42.058	2:36.950
13	1:42.859	2:30.916
337	1:42.921	2:33.124

LAP 6 @ 13:43:15.155

NO	BEHIND	LAP TIME
112		2:14.554
99	8.302	2:16.778
16	8.437	2:16.750
90	9.410	2:17.257
164	9.488	2:17.128
89	1 Lap	2:36.958
27	19.595	2:18.997
124	19.596	2:18.632
125	29.843	2:18.819
113	30.939	2:19.384
25	31.347	2:20.021
176	1 Lap	2:44.532
61	40.088	2:20.777
42	1:10.433	2:26.832
1	1:18.747	2:22.834
85	1:23.776	2:24.750
54	1:37.264	2:30.666
102	1:51.650	2:27.231
96	1:51.879	2:28.252
13	1:59.114	2:30.809
337	2:01.710	2:33.343
53	2:02.378	2:34.874

LAP 7 @ 13:45:32.399

NO	BEHIND	LAP TIME
112		2:17.244
99	7.480	2:16.422
16	7.539	2:16.346
164	7.940	2:15.696
90	7.956	2:15.790
124	21.726	2:19.374
27	21.768	2:19.417
89	1 Lap	2:36.910
125	31.341	2:18.742
113	33.519	2:19.824
25	33.576	2:19.473
61	43.915	2:21.071
176	1 Lap	2:41.835
42	1:21.394	2:28.205
1	1:24.916	2:23.413
85	1:34.702	2:28.170
54	1:51.825	2:31.805
102	2:02.233	2:27.827
96	2:02.448	2:27.813
13	2:11.783	2:29.913
53	2:16.158	2:31.024
337	2:16.884	2:32.418

Weather / Track : Sunny / Dry

Snetterton 300: 2.9689 miles
Date: 28/06/2026 Start: 13:29 Finish: 13:45

Results can be found at www.tsl-timing.com

Printed - 13:48 Sunday, 28 June 2026

BMCRC - MRO Championships - Rnd 5 @ Snetterton 300

ACU Team Green Junior Cup & Senior Ninjas & 250 MZ

RACE 9 - POSITION CHART

No	Name	Lap Pos	1	2	3	4	5	6	7
112	BRAY	1	112	112	112	112	112	112	112
16	KING	2	90	90	90	16	99	99	99
99	ROUND	3	16	16	16	99	16	16	16
164	COWIE	4	99	99	99	90	90	90	164
90	BARRELL	5	124	164	164	164	164	164	90
27	GARROD	6	164	124	124	124	27	27	124
124	BAKER	7	27	27	27	27	124	124	27
61	EVETTS	8	61	113	113	125	125	125	125
125	WINGATE	9	113	125	125	25	25	113	113
25	GLEESON	10	25	25	25	113	113	25	25
113	MCCARTHY	11	125	61	61	61	61	61	61
42	BAINBOROUGH	12	42	42	42	42	42	42	42
54	SCOTT	13	54	54	54	1	1	1	1
53	EGGINTON	14	53	53	1	85	85	85	85
337	HORWOOD	15	337	337	85	54	54	54	54
1	MANN	16	1	1	53	53	96	102	102
85	WALES	17	85	85	337	96	102	96	96
13	RYAN	18	102	102	102	337	53	13	13
102	WRIGHT	19	96	96	96	102	13	337	53
96	KENT	20	13	13	13	13	337	53	337
89	MCCORMACK	21	89	89	89	89	89	89	
176	BOYETT	22	176	176	176	176	176	176	
154	FISHER	23							

Weather / Track : Sunny / Dry

Snetterton 300: 2.9689 miles
Date: 28/06/2026 Start: 13:29 Finish: 13:45

Results can be found at www.tsl-timing.com

Printed - 13:48 Sunday, 28 June 2026

BMCRC - MRO Championships - Rnd 5 @ Snetterton 300

ACU Team Green Junior Cup & Senior Ninjas & 250 MZ

RACE 9 - SECTOR ANALYSIS

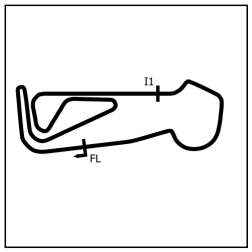

SECTOR 1 = FL to I1, SECTOR 2 = I1 to FL, DIFF = Difference To Personal Best Lap, P = Crossed Finish Line in Pit Lane, D = Time Disallowed

P1 112 S Dan BRAY — Kawasaki NINJA 400 -

IDEAL LAP TIME : 2:14.182 BEST LAP TIME : 2:14.242 DIFFERENCE : 0.060

LAP	SECTOR 1	SECTOR 2	LAP TIME	MPH	DIFF	TIME OF DAY
1 -		45.155	2:20.714	75.95	6.472	13:32:00.836
2 -	1:30.546	44.737	2:15.283	79.00	1.041	13:34:16.119
3 -	1:30.974	44.600	2:15.574	78.83	1.332	13:36:31.693
4 -	1:29.938	***44.304***	***2:14.242*** **(1)**	***79.61***		***13:38:45.935***
5 -	***1:29.878***	44.788	2:14.666 **(3)**	79.36	0.424	13:41:00.601
6 -	1:29.922	44.632	2:14.554 **(2)**	79.43	0.312	13:43:15.155
7 -	1:30.822	46.422	2:17.244	77.87	3.002	13:45:32.399

P2 99 J William ROUND — Kawasaki NINJA - Round Racing

IDEAL LAP TIME : 2:15.081 BEST LAP TIME : 2:15.177 DIFFERENCE : 0.096

LAP	SECTOR 1	SECTOR 2	LAP TIME	MPH	DIFF	TIME OF DAY
1 -		45.435	2:22.795	74.84	7.618	13:32:02.917
2 -	***1:30.697***	44.994	2:15.691 **(2)**	78.76	0.514	13:34:18.608
3 -	1:30.793	***44.384***	***2:15.177*** **(1)**	***79.06***		***13:36:33.785***
4 -	1:30.808	45.201	2:16.009 **(3)**	78.58	0.832	13:38:49.794
5 -	1:31.853	45.032	2:16.885	78.08	1.708	13:41:06.679
6 -	1:31.426	45.352	2:16.778	78.14	1.601	13:43:23.457
7 -	1:31.259	45.163	2:16.422	78.34	1.245	13:45:39.879

P3 16 J Lucas KING — Kawasaki NINJA 400 - NW racing/ cable house

IDEAL LAP TIME : 2:15.401 BEST LAP TIME : 2:15.639 DIFFERENCE : 0.238

LAP	SECTOR 1	SECTOR 2	LAP TIME	MPH	DIFF	TIME OF DAY
1 -		45.618	2:22.140	75.19	6.501	13:32:02.262
2 -	***1:30.609***	45.030	***2:15.639*** **(1)**	***78.79***		***13:34:17.901***
3 -	1:30.869	***44.792***	2:15.661 **(2)**	78.78	0.022	13:36:33.562
4 -	1:30.806	45.277	2:16.083 **(3)**	78.54	0.444	13:38:49.645
5 -	1:31.992	45.205	2:17.197	77.90	1.558	13:41:06.842
6 -	1:31.306	45.444	2:16.750	78.15	1.111	13:43:23.592
7 -	1:31.052	45.294	2:16.346	78.38	0.707	13:45:39.938

P4 164 J George COWIE — Kawasaki NINJA 400 - Dad

IDEAL LAP TIME : 2:15.039 BEST LAP TIME : 2:15.280 DIFFERENCE : 0.241

LAP	SECTOR 1	SECTOR 2	LAP TIME	MPH	DIFF	TIME OF DAY
1 -		46.379	2:24.130	74.15	8.850	13:32:04.252
2 -	1:31.101	44.953	2:16.054	78.55	0.774	13:34:20.306
3 -	1:31.028	44.687	2:15.715 **(3)**	78.75	0.435	13:36:36.021
4 -	1:31.021	45.193	2:16.214	78.46	0.934	13:38:52.235
5 -	1:30.734	***44.546***	***2:15.280*** **(1)**	***79.00***		***13:41:07.515***
6 -	1:31.027	46.101	2:17.128	77.94	1.848	13:43:24.643
7 -	***1:30.493***	45.203	2:15.696 **(2)**	78.76	0.416	13:45:40.339

P5 90 J Harry BARRELL — Kawasaki NINJA 400 - CERAKOTE UK

IDEAL LAP TIME : 2:15.156 BEST LAP TIME : 2:15.345 DIFFERENCE : 0.189

LAP	SECTOR 1	SECTOR 2	LAP TIME	MPH	DIFF	TIME OF DAY
1 -		45.778	2:22.134	75.19	6.789	13:32:02.256
2 -	***1:30.188***	45.157	***2:15.345*** **(1)**	***78.96***		***13:34:17.601***
3 -	1:30.891	***44.968***	2:15.859 **(3)**	78.67	0.514	13:36:33.460
4 -	1:31.003	45.694	2:16.697	78.18	1.352	13:38:50.157
5 -	1:31.650	45.501	2:17.151	77.92	1.806	13:41:07.308
6 -	1:31.038	46.219	2:17.257	77.86	1.912	13:43:24.565
7 -	1:30.644	45.146	2:15.790 **(2)**	78.71	0.445	13:45:40.355

BMCRC - MRO Championships - Rnd 5 @ Snetterton 300

ACU Team Green Junior Cup & Senior Ninjas & 250 MZ

RACE 9 - SECTOR ANALYSIS

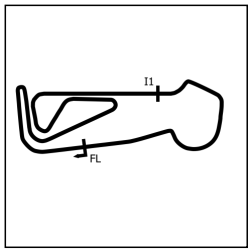

SECTOR 1 = FL to I1, SECTOR 2 = I1 to FL, DIFF = Difference To Personal Best Lap, P = Crossed Finish Line in Pit Lane, D = Time Disallowed

P6 124 J Harley BAKER

Kawasaki NINJA 400 - KGB Property Maintenance Services Ltd

IDEAL LAP TIME : 2:17.142 BEST LAP TIME : 2:17.577 DIFFERENCE : 0.435

LAP	SECTOR 1	SECTOR 2	LAP TIME	MPH	DIFF	TIME OF DAY
1 -		45.924	2:23.350	74.55	5.773	13:32:03.472
2 -	***1:31.970***	45.832	2:17.802 **(2)**	77.56	0.225	13:34:21.274
3 -	1:32.081	45.496	***2:17.577*** **(1)**	***77.68***		***13:36:38.851***
4 -	1:32.889	45.515	2:18.404 **(3)**	77.22	0.827	13:38:57.255
5 -	1:33.692	***45.172***	2:18.864	76.96	1.287	13:41:16.119
6 -	1:32.781	45.851	2:18.632	77.09	1.055	13:43:34.751
7 -	1:32.778	46.596	2:19.374	76.68	1.797	13:45:54.125

P7 27 J Alfie GARROD

Kawasaki NINJA 400 - ATP Motorsport

IDEAL LAP TIME : 2:16.965 BEST LAP TIME : 2:17.168 DIFFERENCE : 0.203

LAP	SECTOR 1	SECTOR 2	LAP TIME	MPH	DIFF	TIME OF DAY
1 -		45.552	2:24.311	74.06	7.143	13:32:04.433
2 -	1:31.818	***45.350***	***2:17.168*** **(1)**	***77.91***		***13:34:21.601***
3 -	***1:31.615***	45.662	2:17.277 **(2)**	77.85	0.109	13:36:38.878
4 -	1:32.923	45.562	2:18.485	77.17	1.317	13:38:57.363
5 -	1:32.361	46.029	2:18.390 **(3)**	77.23	1.222	13:41:15.753
6 -	1:32.736	46.261	2:18.997	76.89	1.829	13:43:34.750
7 -	1:32.634	46.783	2:19.417	76.66	2.249	13:45:54.167

P8 125 J Isabelle WINGATE

Kawasaki NINJA -

IDEAL LAP TIME : 2:17.722 BEST LAP TIME : 2:18.559 DIFFERENCE : 0.837

LAP	SECTOR 1	SECTOR 2	LAP TIME	MPH	DIFF	TIME OF DAY
1 -		46.808	2:27.386	72.51	8.827	13:32:07.508
2 -	1:32.512	47.313	2:19.825	76.43	1.266	13:34:27.333
3 -	1:33.200	47.352	2:20.552	76.04	1.993	13:36:47.885
4 -	1:32.336	47.399	2:19.735	76.48	1.176	13:39:07.620
5 -	1:32.630	***45.929***	***2:18.559*** **(1)**	***77.13***		***13:41:26.179***
6 -	***1:31.793***	47.026	2:18.819 **(3)**	76.99	0.260	13:43:44.998
7 -	1:32.253	46.489	2:18.742 **(2)**	77.03	0.183	13:46:03.740

P9 113 J Annabelle MCCARTHY

Kawasaki NINJA 400 -

IDEAL LAP TIME : 2:18.021 BEST LAP TIME : 2:18.619 DIFFERENCE : 0.598

LAP	SECTOR 1	SECTOR 2	LAP TIME	MPH	DIFF	TIME OF DAY
1 -		46.629	2:26.886	72.76	8.267	13:32:07.008
2 -	1:32.833	46.926	2:19.759 **(3)**	76.47	1.140	13:34:26.767
3 -	1:33.625	46.807	2:20.432	76.10	1.813	13:36:47.199
4 -	1:32.862	48.030	2:20.892	75.86	2.273	13:39:08.091
5 -	1:32.666	***45.953***	***2:18.619*** **(1)**	***77.10***		***13:41:26.710***
6 -	***1:32.068***	47.316	2:19.384 **(2)**	76.68	0.765	13:43:46.094
7 -	1:33.459	46.365	2:19.824	76.43	1.205	13:46:05.918

P10 25 J Chloe GLEESON

Kawasaki NINJA 400 - DriveLife / Sussex Independent Financia

IDEAL LAP TIME : 2:18.562 BEST LAP TIME : 2:18.831 DIFFERENCE : 0.269

LAP	SECTOR 1	SECTOR 2	LAP TIME	MPH	DIFF	TIME OF DAY
1 -		46.532	2:27.012	72.70	8.181	13:32:07.134
2 -	1:33.440	46.890	2:20.330	76.16	1.499	13:34:27.464
3 -	1:33.503	47.021	2:20.524	76.05	1.693	13:36:47.988
4 -	***1:32.538***	47.124	2:19.662 **(3)**	76.52	0.831	13:39:07.650
5 -	1:32.807	***46.024***	***2:18.831*** **(1)**	***76.98***		***13:41:26.481***
6 -	1:32.671	47.350	2:20.021	76.33	1.190	13:43:46.502
7 -	1:33.185	46.288	2:19.473 **(2)**	76.63	0.642	13:46:05.975

BMCRC - MRO Championships - Rnd 5 @ Snetterton 300

ACU Team Green Junior Cup & Senior Ninjas & 250 MZ

RACE 9 - SECTOR ANALYSIS

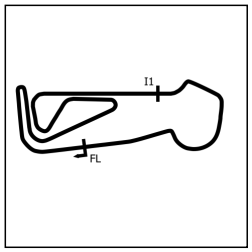

SECTOR 1 = FL to I1, SECTOR 2 = I1 to FL, DIFF = Difference To Personal Best Lap, P = Crossed Finish Line in Pit Lane, D = Time Disallowed

P11 61 J Ollie EVETTS

Kawasaki NINJA 400 - C E Vehicle Repairs Ltd

IDEAL LAP TIME : 2:20.221 BEST LAP TIME : 2:20.771 DIFFERENCE : 0.550

LAP	SECTOR 1	SECTOR 2	LAP TIME	MPH	DIFF	TIME OF DAY
1 -		46.685	2:26.014	73.19	5.243	13:32:06.136
2 -	***1:33.724***	51.442	2:25.166	73.62	4.395	13:34:31.302
3 -	1:34.141	47.342	2:21.483	75.54	0.712	13:36:52.785
4 -	1:34.018	46.753	***2:20.771*** **(1)**	***75.92***		***13:39:13.556***
5 -	1:34.373	46.537	2:20.910 **(3)**	75.85	0.139	13:41:34.466
6 -	1:34.280	***46.497***	2:20.777 **(2)**	75.92	0.006	13:43:55.243
7 -	1:34.104	46.967	2:21.071	75.76	0.300	13:46:16.314

P12 42 J Euan BAINBOROUGH

Kawasaki NINJA 300 -

IDEAL LAP TIME : 2:25.443 BEST LAP TIME : 2:25.741 DIFFERENCE : 0.298

LAP	SECTOR 1	SECTOR 2	LAP TIME	MPH	DIFF	TIME OF DAY
1 -		49.263	2:32.941	69.88	7.200	13:32:13.063
2 -	***1:36.904***	49.320	2:26.224 **(2)**	73.09	0.483	13:34:39.287
3 -	1:38.736	***48.539***	2:27.275	72.57	1.534	13:37:06.562
4 -	1:37.584	48.869	2:26.453 **(3)**	72.97	0.712	13:39:33.015
5 -	1:37.144	48.597	***2:25.741*** **(1)**	***73.33***		***13:41:58.756***
6 -	1:37.278	49.554	2:26.832	72.79	1.091	13:44:25.588
7 -	1:38.625	49.580	2:28.205	72.11	2.464	13:46:53.793

P13 1 MZ Alexander MANN

MZ TS 250 - HS RACING

IDEAL LAP TIME : 2:22.641 BEST LAP TIME : 2:22.834 DIFFERENCE : 0.193

LAP	SECTOR 1	SECTOR 2	LAP TIME	MPH	DIFF	TIME OF DAY
1 -		47.825	2:57.911	60.07	35.077	13:32:38.033
2 -	1:36.067	***47.374***	2:23.441	74.51	0.607	13:35:01.474
3 -	1:35.806	47.650	2:23.456	74.50	0.622	13:37:24.930
4 -	***1:35.267***	47.903	2:23.170 **(3)**	74.65	0.336	13:39:48.100
5 -	1:35.438	47.530	2:22.968 **(2)**	74.75	0.134	13:42:11.068
6 -	1:35.452	47.382	***2:22.834*** **(1)**	***74.82***		***13:44:33.902***
7 -	1:35.630	47.783	2:23.413	74.52	0.579	13:46:57.315

P14 85 MZ Andrew WALES

MZ ETZ 250 - Show Control International

IDEAL LAP TIME : 2:23.323 BEST LAP TIME : 2:23.519 DIFFERENCE : 0.196

LAP	SECTOR 1	SECTOR 2	LAP TIME	MPH	DIFF	TIME OF DAY
1 -		47.646	2:58.120	60.00	34.601	13:32:38.242
2 -	1:35.901	***47.618***	***2:23.519*** **(1)**	***74.47***		***13:35:01.761***
3 -	1:36.066	48.282	2:24.348 **(3)**	74.04	0.829	13:37:26.109
4 -	***1:35.705***	47.880	2:23.585 **(2)**	74.43	0.066	13:39:49.694
5 -	1:36.272	48.215	2:24.487	73.97	0.968	13:42:14.181
6 -	1:36.845	47.905	2:24.750	73.83	1.231	13:44:38.931
7 -	1:38.490	49.680	2:28.170	72.13	4.651	13:47:07.101

P15 54 S Ben SCOTT

Kawasaki NINJA 400 - GI Landscapes VampTech

IDEAL LAP TIME : 2:29.804 BEST LAP TIME : 2:30.659 DIFFERENCE : 0.855

LAP	SECTOR 1	SECTOR 2	LAP TIME	MPH	DIFF	TIME OF DAY
1 -		51.321	2:37.301	67.94	6.642	13:32:17.423
2 -	***1:39.298***	51.361	***2:30.659*** **(1)**	***70.94***		***13:34:48.082***
3 -	1:40.018	50.910	2:30.928 **(3)**	70.81	0.269	13:37:19.010
4 -	1:40.490	50.532	2:31.022	70.77	0.363	13:39:50.032
5 -	1:41.215	***50.506***	2:31.721	70.44	1.062	13:42:21.753
6 -	1:39.733	50.933	2:30.666 **(2)**	70.93	0.007	13:44:52.419
7 -	1:40.986	50.819	2:31.805	70.40	1.146	13:47:24.224

BMCRC - MRO Championships - Rnd 5 @ Snetterton 300

ACU Team Green Junior Cup & Senior Ninjas & 250 MZ

RACE 9 - SECTOR ANALYSIS

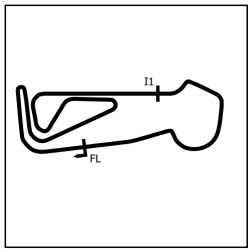

SECTOR 1 = FL to I1, SECTOR 2 = I1 to FL, DIFF = Difference To Personal Best Lap, P = Crossed Finish Line in Pit Lane, D = Time Disallowed

P16 102 MZ Caleb WRIGHT

MZ 250 ETZ - Clover Investments

IDEAL LAP TIME : 2:27.231 BEST LAP TIME : 2:27.231 DIFFERENCE : 0.000

LAP	SECTOR 1	SECTOR 2	LAP TIME		MPH	DIFF	TIME OF DAY
1 -		49.361	3:03.092		58.37	35.861	13:32:43.214
2 -	1:39.211	49.921	2:29.132		71.66	1.901	13:35:12.346
3 -	1:39.693	49.681	2:29.374		71.55	2.143	13:37:41.720
4 -	1:39.007	49.677	2:28.684	(3)	71.88	1.453	13:40:10.404
5 -	1:39.905	49.265	2:29.170		71.65	1.939	13:42:39.574
6 -	***1:38.300***	***48.931***	***2:27.231***	**(1)**	***72.59***		***13:45:06.805***
7 -	1:38.846	48.981	2:27.827	**(2)**	72.30	0.596	13:47:34.632

P17 96 MZ Chris KENT

MZ TS 250 -

IDEAL LAP TIME : 2:27.455 BEST LAP TIME : 2:27.813 DIFFERENCE : 0.358

LAP	SECTOR 1	SECTOR 2	LAP TIME		MPH	DIFF	TIME OF DAY
1 -		***48.964***	3:03.132		58.36	35.319	13:32:43.254
2 -	1:39.102	50.253	2:29.355		71.56	1.542	13:35:12.609
3 -	1:39.427	49.737	2:29.164		71.65	1.351	13:37:41.773
4 -	1:38.995	49.381	2:28.376	(3)	72.03	0.563	13:40:10.149
5 -	1:38.978	49.655	2:28.633		71.90	0.820	13:42:38.782
6 -	1:38.733	49.519	2:28.252	**(2)**	72.09	0.439	13:45:07.034
7 -	***1:38.491***	49.322	***2:27.813***	**(1)**	***72.30***		***13:47:34.847***

P18 13 MZ Gordon RYAN

MZ 250 - Prism Work Psychology

IDEAL LAP TIME : 2:28.461 BEST LAP TIME : 2:28.503 DIFFERENCE : 0.042

LAP	SECTOR 1	SECTOR 2	LAP TIME		MPH	DIFF	TIME OF DAY
1 -		49.998	3:05.237		57.69	36.734	13:32:45.359
2 -	1:39.795	50.058	2:29.853	(3)	71.32	1.350	13:35:15.212
3 -	1:39.439	***49.390***	2:28.829	**(2)**	71.81	0.326	13:37:44.041
4 -	***1:39.071***	49.432	***2:28.503***	**(1)**	***71.97***		***13:40:12.544***
5 -	1:40.226	50.690	2:30.916		70.82	2.413	13:42:43.460
6 -	1:40.513	50.296	2:30.809		70.87	2.306	13:45:14.269
7 -	1:39.786	50.127	2:29.913		71.29	1.410	13:47:44.182

P19 53 J Lucas EGGINTON

Kawasaki NINJA 400 -

IDEAL LAP TIME : 2:31.024 BEST LAP TIME : 2:31.024 DIFFERENCE : 0.000

LAP	SECTOR 1	SECTOR 2	LAP TIME		MPH	DIFF	TIME OF DAY
1 -		51.741	2:37.610		67.81	6.586	13:32:17.732
2 -	1:40.886	51.644	2:32.530	**(2)**	70.07	1.506	13:34:50.262
3 -	1:46.226	52.914	2:39.140		67.16	8.116	13:37:29.402
4 -	1:43.453	52.854	2:36.307		68.37	5.283	13:40:05.709
5 -	1:43.860	53.090	2:36.950		68.09	5.926	13:42:42.659
6 -	1:43.003	51.871	2:34.874	(3)	69.01	3.850	13:45:17.533
7 -	***1:39.728***	***51.296***	***2:31.024***	**(1)**	***70.77***		***13:47:48.557***

P20 337 S Lee HORWOOD

Kawasaki NINJA 300 - Melman Electrical

IDEAL LAP TIME : 2:32.418 BEST LAP TIME : 2:32.418 DIFFERENCE : 0.000

LAP	SECTOR 1	SECTOR 2	LAP TIME		MPH	DIFF	TIME OF DAY
1 -		53.847	2:43.086		65.53	10.668	13:32:23.208
2 -	1:43.217	53.086	2:36.303		68.38	3.885	13:34:59.511
3 -	1:42.553	53.110	2:35.663		68.66	3.245	13:37:35.174
4 -	1:43.255	51.969	2:35.224		68.85	2.806	13:40:10.398
5 -	1:41.823	51.301	2:33.124	**(2)**	69.80	0.706	13:42:43.522
6 -	1:41.884	51.459	2:33.343	(3)	69.70	0.925	13:45:16.865
7 -	***1:41.497***	***50.921***	***2:32.418***	**(1)**	***70.12***		***13:47:49.283***

BMCRC - MRO Championships - Rnd 5 @ Snetterton 300

ACU Team Green Junior Cup & Senior Ninjas & 250 MZ

RACE 9 - SECTOR ANALYSIS

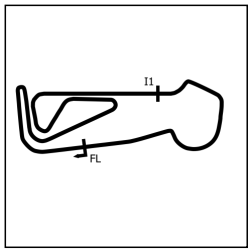

SECTOR 1 = FL to I1, SECTOR 2 = I1 to FL, DIFF = Difference To Personal Best Lap, P = Crossed Finish Line in Pit Lane, D = Time Disallowed

P21 89 MZ James MCCORMACK MZ TS -

IDEAL LAP TIME : 2:36.466 BEST LAP TIME : 2:36.910 DIFFERENCE : 0.444

LAP	SECTOR 1	SECTOR 2	LAP TIME	MPH	DIFF	TIME OF DAY
1 -		52.773	3:12.393	55.55	35.483	13:32:52.515
2 -	1:45.923	53.599	2:39.522	67.00	2.612	13:35:32.037
3 -	1:45.683	52.770	2:38.453	67.45	1.543	13:38:10.490
4 -	1:45.053	53.032	2:38.085 **(3)**	67.60	1.175	13:40:48.575
5 -	1:44.856	***52.102***	2:36.958 **(2)**	68.09	0.048	13:43:25.533
6 -	***1:44.364***	52.546	***2:36.910*** **(1)**	***68.11***		***13:46:02.443***

P22 176 MZ Oliver BOYETT MZ ETZ - Myself

IDEAL LAP TIME : 2:41.159 BEST LAP TIME : 2:41.165 DIFFERENCE : 0.006

LAP	SECTOR 1	SECTOR 2	LAP TIME	MPH	DIFF	TIME OF DAY
1 -		54.972	3:16.489	54.39	35.324	13:32:56.611
2 -	***1:47.326***	54.559	2:41.885 **(3)**	66.02	0.720	13:35:38.496
3 -	1:49.154	55.247	2:44.401	65.01	3.236	13:38:22.897
4 -	1:47.332	***53.833***	***2:41.165*** **(1)**	***66.31***		***13:41:04.062***
5 -	1:49.229	55.303	2:44.532	64.96	3.367	13:43:48.594
6 -	1:47.775	54.060	2:41.835 **(2)**	66.04	0.670	13:46:30.429

P23 154 MZ John FISHER MZ ETZ -

IDEAL LAP TIME : BEST LAP TIME : DIFFERENCE :

LAP	SECTOR 1	SECTOR 2	LAP TIME	MPH	DIFF	TIME OF DAY
1 -						

BMCRC - MRO Championships - Rnd 5 @ Snetterton 300

ACU Team Green Junior Cup & Senior Ninjas & 250 MZ

RACE 9 - BEST SECTORS

	SECTOR 1		SECTOR 2	
POS	NO	TIME	NO	TIME
1	112	1:29.878	112	44.304
2	90	1:30.188	99	44.384
3	164	1:30.493	164	44.546
4	16	1:30.609	16	44.792
5	99	1:30.697	90	44.968
6	27	1:31.615	124	45.172
7	125	1:31.793	27	45.350
8	124	1:31.970	125	45.929
9	113	1:32.068	113	45.953
10	25	1:32.538	25	46.024
11	61	1:33.724	61	46.497
12	1	1:35.267	1	47.374
13	85	1:35.705	85	47.618
14	42	1:36.904	42	48.539
15	102	1:38.300	102	48.931
16	96	1:38.491	96	48.964
17	13	1:39.071	13	49.390
18	54	1:39.298	54	50.506
19	53	1:39.728	337	50.921
20	337	1:41.497	53	51.296
21	89	1:44.364	89	52.102
22	176	1:47.326	176	53.833
23				

IDEAL / BEST COMPARISON

POS	NO	NAME	IDEAL	BEST	DIFF
		PERFECT LAP	**2:14.182**		
1	112	BRAY	2:14.182	2:14.242	0.060
2	164	COWIE	2:15.039	2:15.280	0.241
3	99	ROUND	2:15.081	2:15.177	0.096
4	90	BARRELL	2:15.156	2:15.345	0.189
5	16	KING	2:15.401	2:15.639	0.238
6	27	GARROD	2:16.965	2:17.168	0.203
7	124	BAKER	2:17.142	2:17.577	0.435
8	125	WINGATE	2:17.722	2:18.559	0.837
9	113	MCCARTHY	2:18.021	2:18.619	0.598
10	25	GLEESON	2:18.562	2:18.831	0.269
11	61	EVETTS	2:20.221	2:20.771	0.550
12	1	MANN	2:22.641	2:22.834	0.193
13	85	WALES	2:23.323	2:23.519	0.196
14	42	BAINBOROUGH	2:25.443	2:25.741	0.298
15	102	WRIGHT	2:27.231	2:27.231	0.000
16	96	KENT	2:27.455	2:27.813	0.358
17	13	RYAN	2:28.461	2:28.503	0.042
18	54	SCOTT	2:29.804	2:30.659	0.855
19	53	EGGINTON	2:31.024	2:31.024	0.000
20	337	HORWOOD	2:32.418	2:32.418	0.000
21	89	MCCORMACK	2:36.466	2:36.910	0.444
22	176	BOYETT	2:41.159	2:41.165	0.006

Weather / Track : Sunny / Dry

Snetterton 300: 2.9689 miles
Date: 28/06/2026 Start: 13:29 Finish: 13:45

Results can be found at www.tsl-timing.com

Printed - 13:48 Sunday, 28 June 2026

BMCRC - MRO Championships - Rnd 5 @ Snetterton 300

ACU Team Green Junior Cup & Senior Ninjas & 250 MZ

RACE 9 - STATISTICS

Competitors Started	23
Planned Start	2026-06-28 @ 13:18:00.000
Actual Start	2026-06-28 @ 13:29:40.122
Finish Time	2026-06-28 @ 13:45:32.398
Track Length	2.9689mi.
Total Laps	152
Total Distance Covered	451.2745mi.

Session Fastest Lap History

NO	CL	NAME	LAP TIME	TIME OF DAY	LAP	VEHICLE
112	S	**Dan BRAY**	**2:15.283**	13:34:16.119	2	Kawasaki NINJA 400
99	J	**William ROUND**	**2:15.177**	13:36:33.785	3	Kawasaki NINJA
112	S	**Dan BRAY**	**2:14.242**	13:38:45.935	4	Kawasaki NINJA 400

Session Leader History

NO	CL	NAME	FROM LAP	LAPS LED	DISTANCE	VEHICLE
112	S	**Dan BRAY**	1	7	20.78 miles	Kawasaki NINJA 400

Flag History

TYPE	TIME OF DAY
GREEN	13:29:40.122
FINISH	13:45:32.398

Flag Statistics

TYPE	COUNT	TOTAL LAPS	TOTAL TIME
Green	1	7	18:27.567
Red	0	0	0.000
Safety Car	0	0	0.000
FCY	0	0	0.000

Weather / Track : Sunny / Dry

Snetterton 300: 2.9689 miles
Date: 28/06/2026 Start: 13:29 Finish: 13:45

BMCRC - MRO Championships - Rnd 5 @ Snetterton 300

ACU Team Green Junior Cup & Senior Ninjas & 250 MZ

RACE 9 - STATISTICS

CLASS : J

12 Starters

Fastest Lap History

NO	NAME	LAP TIME	TIME OF DAY	LAP	VEHICLE
90	**Harry BARRELL**	**2:15.345**	13:34:17.601	2	Kawasaki NINJA 400
99	**William ROUND**	**2:15.177**	13:36:33.785	3	Kawasaki NINJA

Leader History

NO	NAME	FROM LAP	LAPS LED	DISTANCE	VEHICLE
90	**Harry BARRELL**	1	3	8.90 miles	Kawasaki NINJA 400
16	**Lucas KING**	4	1	2.96 miles	Kawasaki NINJA 400
99	**William ROUND**	5	3	8.90 miles	Kawasaki NINJA

BMCRC - MRO Championships - Rnd 5 @ Snetterton 300

ACU Team Green Junior Cup & Senior Ninjas & 250 MZ

RACE 9 - STATISTICS

CLASS : S

3 Starters

Fastest Lap History

NO	NAME	LAP TIME	TIME OF DAY	LAP	VEHICLE
112	**Dan BRAY**	**2:15.283**	13:34:16.119	2	Kawasaki NINJA 400
112	**Dan BRAY**	**2:14.242**	13:38:45.935	4	Kawasaki NINJA 400

Leader History

NO	NAME	FROM LAP	LAPS LED	DISTANCE	VEHICLE
112	**Dan BRAY**	1	7	20.78 miles	Kawasaki NINJA 400

BMCRC - MRO Championships - Rnd 5 @ Snetterton 300

ACU Team Green Junior Cup & Senior Ninjas & 250 MZ

RACE 9 - STATISTICS

CLASS : MZ

8 Starters

Fastest Lap History

NO	NAME	LAP TIME	TIME OF DAY	LAP	VEHICLE
1	**Alexander MANN**	**2:23.441**	13:35:01.474	2	MZ TS 250
1	**Alexander MANN**	**2:23.170**	13:39:48.100	4	MZ TS 250
1	**Alexander MANN**	**2:22.968**	13:42:11.068	5	MZ TS 250
1	**Alexander MANN**	**2:22.834**	13:44:33.902	6	MZ TS 250

Leader History

NO	NAME	FROM LAP	LAPS LED	DISTANCE	VEHICLE
1	**Alexander MANN**	1	7	20.78 miles	MZ TS 250

BMCRC - MRO Championships - Rnd 5 @ Snetterton 300

ACU Team Green Junior Cup & Senior Ninjas & 250 MZ

RACE 18 - GRID (7 Laps)

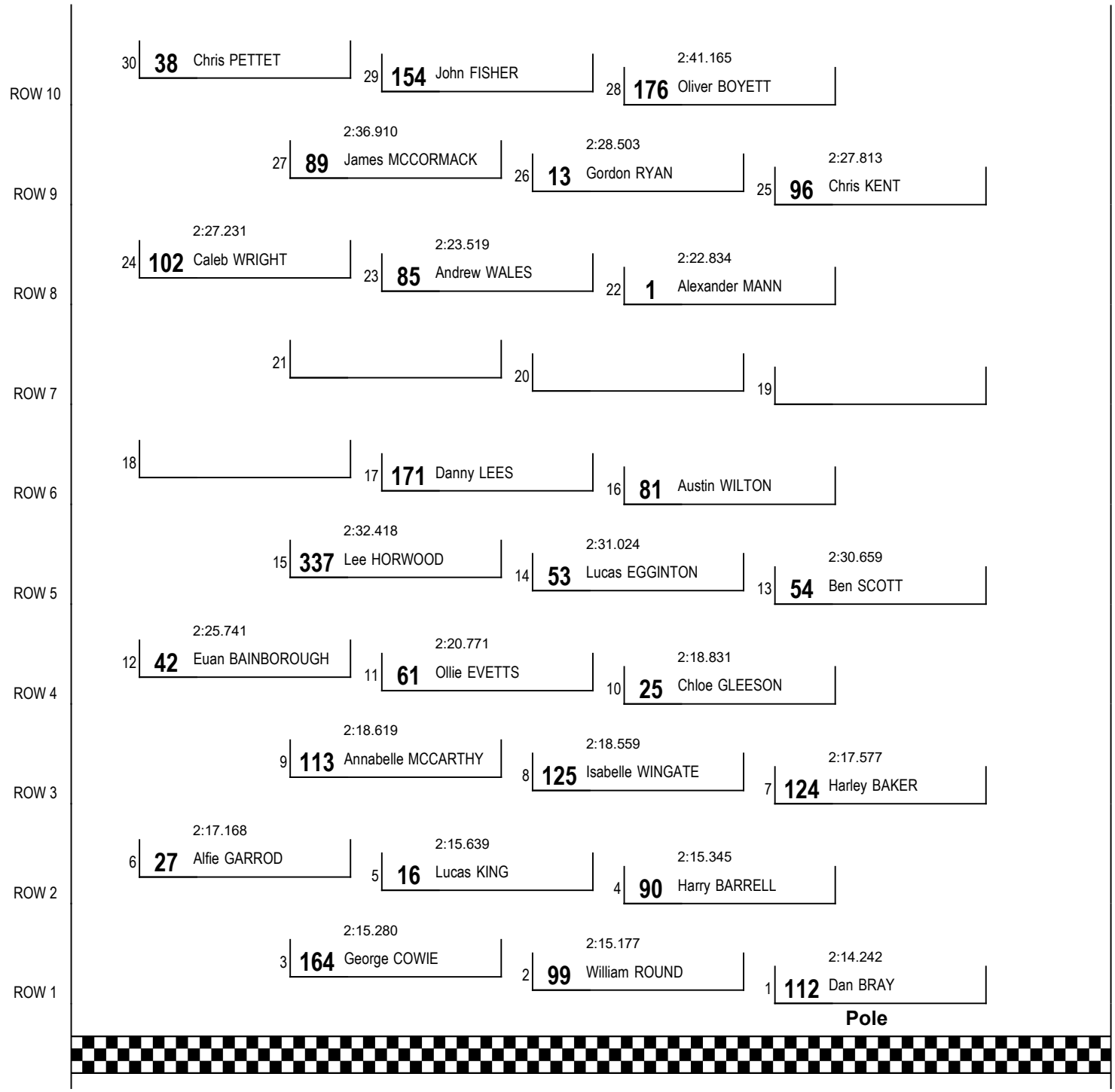

These results are provisional until the conclusion of any judicial and technical matters.

Snetterton 300: 2.9689 miles

Clerk Of Course: Caroline Patterson / Tony MacBride	Timekeeper: Craig Smith	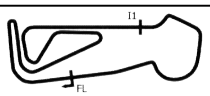

Results can be found at www.tsl-timing.com

Printed - 13:50 Sunday, 28 June 2026







BMCRC - MRO Championships - Rnd 5 @ Snetterton 300

ACU Team Green Junior Cup & Senior Ninjas & 250 MZ

RACE 18 - CLASSIFICATION

Race Distance: 7 Laps / 20.78 miles

POS	NO	CL	PIC	NAME	ENTRY	LAPS	TIME	GAP	DIFF	MPH	BEST	ON	GRD	↑↓
1	**112**	S	1	**Dan BRAY**	Kawasaki NINJA 400 -	**7**	15:49.836			78.76	**2:14.135**	7	1	0
2	**99**	J	1	**William ROUND**	Kawasaki NINJA - Round Racing	**7**	16:01.622	**11.786**	11.786	77.80	**2:15.654**	3	2	0
3	**27**	J	2	**Alfie GARROD**	Kawasaki NINJA 400 - ATP Motorsport	**7**	16:01.757	**11.921**	0.135	77.79	**2:15.775**	3	6	3
4	**164**	J	3	**George COWIE**	Kawasaki NINJA 400 - Dad	**7**	16:01.885	**12.049**	0.128	77.78	**2:15.672**	3	3	-1
5	**90**	J	4	**Harry BARRELL**	Kawasaki NINJA 400 - CERAKOTE UK	**7**	16:11.302	**21.466**	9.417	77.02	**2:16.590**	2	4	-1
6	**113**	J	5	**Annabelle MCCARTHY**	Kawasaki NINJA 400 -	**7**	16:17.872	**28.036**	6.570	76.50	**2:17.621**	7	9	3
7	**124**	J	6	**Harley BAKER**	Kawasaki NINJA 400 - KGB Property Maintenance Services l	**7**	16:17.959	**28.123**	0.087	76.50	**2:17.545**	7	7	0
8	**61**	J	7	**Ollie EVETTS**	Kawasaki NINJA 400 - C E Vehicle Repairs Ltd	**7**	16:19.363	**29.527**	1.404	76.39	**2:18.065**	5	11	3
9	**125**	J	8	**Isabelle WINGATE**	Kawasaki NINJA -	**7**	16:19.401	**29.565**	0.038	76.39	**2:17.397**	2	8	-1
10	**25**	J	9	**Chloe GLEESON**	Kawasaki NINJA 400 - DriveLife / Sussex Independent Finar	**7**	16:22.598	**32.762**	3.197	76.14	**2:18.829**	2	10	0
11	**42**	J	10	**Euan BAINBOROUGH**	Kawasaki NINJA 300 -	**7**	17:19.175	**1:29.339**	56.577	71.99	**2:25.771**	2	12	1
12	**1**	MZ	1	**Alexander MANN**	MZ TS 250 - HS RACING	**7**	17:23.749	**1:33.913**	4.574	71.68	**2:22.798**	5	18	6
13	**85**	MZ	2	**Andrew WALES**	MZ ETZ 250 - Show Control International	**7**	17:39.942	**1:50.106**	16.193	70.58	**2:24.611**	3	19	6
14	**96**	MZ	3	**Chris KENT**	MZ TS 250 -	**7**	17:45.641	**1:55.805**	5.699	70.20	**2:25.957**	2	21	7
15	**102**	MZ	4	**Caleb WRIGHT**	MZ 250 ETZ - Clover Investments	**7**	17:48.651	**1:58.815**	3.010	70.01	**2:26.191**	2	20	5
16	**54**	S	2	**Ben SCOTT**	Kawasaki NINJA 400 - GI Landscapes VampTech	**7**	17:53.740	**2:03.904**	5.089	69.67	**2:30.611**	5	13	-3
17	**13**	MZ	5	**Gordon RYAN**	MZ 250 - Prism Work Psychology	**7**	17:54.303	**2:04.467**	0.563	69.64	**2:27.488**	6	22	5
18	**337**	S	3	**Lee HORWOOD**	Kawasaki NINJA 300 - Melman Electrical	**7**	17:59.401	**2:09.565**	5.098	69.31	**2:31.476**	3	15	-3
19	**53**	J	11	**Lucas EGGINTON**	Kawasaki NINJA 400 -	**7**	18:11.181	**2:21.345**	11.780	68.56	**2:32.714**	3	14	-5
20	**89**	MZ	6	**James MCCORMACK**	MZ TS -	**6**	16:09.396	**1 Lap**	1 Lap	66.15	**2:32.934**	6	23	3
21	**154**	MZ	7	**John FISHER**	MZ ETZ -	**6**	17:03.817	**1 Lap**	54.421	62.63	**2:42.764**	4	25	4

NOT CLASSIFIED

DNF	**16**	J		**Lucas KING**	Kawasaki NINJA 400 - NW racing/ cable house	**5**	11:24.779	**2 Laps**	1 Lap	78.04	**2:15.160**	4	5	
DNF	**176**	MZ		**Oliver BOYETT**	MZ ETZ - Myself	**1**	3:22.689	**6 Laps**	4 Laps	52.73			24	

FASTEST LAP

112	S	**Dan BRAY**	Kawasaki NINJA 400 -	**7**	2:14.135	79.68 mph	128.23 kph
16	J	**Lucas KING**	Kawasaki NINJA 400 - NW racing/ cable house	**4**	2:15.160	79.07 mph	127.26 kph
1	MZ	**Alexander MANN**	MZ TS 250 - HS RACING	**5**	2:22.798	74.84 mph	120.45 kph

Class S - 92.5% of Race Speed = 72.85 mph
Class J - 92.5% of Race Speed = 71.96 mph
Class MZ - 92.5% of Race Speed = 66.30 mph

Weather / Track : Bright / Dry
These results are provisional until the conclusion of any judicial and technical matters.

Date: 28/06/2026 Start: 16:59 Finish: 17:15
Snetterton 300: 2.9689 miles

Clerk Of Course: Caroline Patterson / Tony MacBride	Timekeeper: Craig Smith	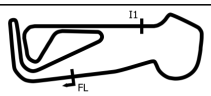

Results can be found at www.tsl-timing.com

Printed - 17:23 Sunday, 28 June 2026







BMCRC - MRO Championships - Rnd 5 @ Snetterton 300

ACU Team Green Junior Cup & Senior Ninjas & 250 MZ

RACE 18 - LAP CHART

LAP 1 @ 17:01:51.666

NO	BEHIND	LAP TIME
112		2:20.519
16	0.108	2:20.627
90	0.651	2:21.170
99	1.352	2:21.871
164	1.564	2:22.083
27	1.901	2:22.420
113	3.435	2:23.954
124	3.578	2:24.097
25	4.295	2:24.814
125	5.808	2:26.327
61	6.520	2:27.039
42	11.020	2:31.539
54	20.725	2:41.244
337	21.521	2:42.040
53	21.635	2:42.154
1	41.802	3:02.321
85	41.848	3:02.367
96	42.197	3:02.716
102	42.713	3:03.232
13	43.372	3:03.891
89	50.011	3:10.530
154	59.114	3:19.633
176	1:02.170	3:22.689

LAP 2 @ 17:04:07.698

NO	BEHIND	LAP TIME
112		2:16.032
16	0.090	2:16.014
90	1.209	2:16.590
99	1.423	2:16.103
164	2.011	2:16.479
27	2.385	2:16.516
113	6.498	2:19.095
124	6.577	2:19.031
25	7.092	2:18.829
125	7.173	2:17.397
61	9.853	2:19.365
42	20.759	2:25.771
54	38.087	2:33.394
337	38.628	2:33.139
53	38.756	2:33.153
1	50.054	2:24.284
85	51.444	2:25.628
96	52.122	2:25.957
102	52.872	2:26.191
13	56.225	2:28.885
89	1:10.635	2:36.656
154	1:29.627	2:46.545

LAP 3 @ 17:06:22.691

NO	BEHIND	LAP TIME
112		2:14.993
16	0.339	2:15.242
99	2.084	2:15.654
164	2.690	2:15.672
27	3.167	2:15.775
90	7.386	2:21.170
113	11.740	2:20.235
124	11.898	2:20.314
125	12.174	2:19.994
25	12.264	2:20.165
61	13.565	2:18.705
42	38.153	2:32.387
54	54.695	2:31.601
337	55.111	2:31.476
53	56.477	2:32.714
1	58.347	2:23.286
85	1:01.062	2:24.611
102	1:05.064	2:27.185
96	1:05.268	2:28.139
13	1:09.954	2:28.722
89	1:32.486	2:36.844
154	2:00.540	2:45.906

LAP 4 @ 17:08:38.131

NO	BEHIND	LAP TIME
112		2:15.440
16	0.059	2:15.160
99	3.409	2:16.765
164	4.028	2:16.778
27	4.477	2:16.750
90	9.048	2:17.102
113	15.483	2:19.183
124	15.651	2:19.193
125	15.772	2:19.038
25	16.343	2:19.519
61	16.648	2:18.523
42	49.835	2:27.122
1	1:06.680	2:23.773
85	1:11.998	2:26.376
54	1:12.107	2:32.852
337	1:12.510	2:32.839
53	1:14.448	2:33.411
102	1:17.704	2:28.080
96	1:17.918	2:28.090
13	1:23.263	2:28.749
89	1:54.156	2:37.110

LAP 5 @ 17:10:52.648

NO	BEHIND	LAP TIME
112		2:14.517
16	3.278	2:17.736
99	5.877	2:16.985
164	6.229	2:16.718
27	6.516	2:16.556
154	1 Lap	2:42.764
90	13.566	2:19.035
113	19.497	2:18.531
124	19.577	2:18.443
125	20.014	2:18.759
61	20.196	2:18.065
25	22.555	2:20.729
42	1:02.140	2:26.822
1	1:14.961	2:22.798
85	1:23.308	2:25.827
54	1:28.201	2:30.611
337	1:29.503	2:31.510
96	1:29.873	2:26.472
102	1:31.472	2:28.285
53	1:35.506	2:35.575
13	1:36.752	2:28.006

LAP 6 @ 17:13:06.848

NO	BEHIND	LAP TIME
112		2:14.200
89	1 Lap	2:35.322
99	7.754	2:16.077
164	7.983	2:15.954
27	8.444	2:16.128
90	17.442	2:18.076
113	24.550	2:19.253
124	24.713	2:19.336
61	24.749	2:18.753
125	24.902	2:19.088
25	27.537	2:19.182
154	1 Lap	2:45.840
42	1:14.680	2:26.740
1	1:23.703	2:22.942
85	1:35.936	2:26.828
96	1:42.889	2:27.216
102	1:45.050	2:27.778
54	1:47.326	2:33.325
337	1:48.872	2:33.569
13	1:50.040	2:27.488
53	1:59.731	2:38.425

LAP 7 @ 17:15:20.983

NO	BEHIND	LAP TIME
112		2:14.135
99	11.786	2:18.167
27	11.921	2:17.612
164	12.049	2:18.201
89	1 Lap	2:32.934
90	21.466	2:18.159
113	28.036	2:17.621
124	28.123	2:17.545
61	29.527	2:18.913
125	29.565	2:18.798
25	32.762	2:19.360
154	1 Lap	2:43.129
42	1:29.339	2:28.794
1	1:33.913	2:24.345
85	1:50.106	2:28.305
96	1:55.805	2:27.051
102	1:58.815	2:27.900
54	2:03.904	2:30.713
13	2:04.467	2:28.562
337	2:09.565	2:34.828
53	2:21.345	2:35.749

Weather / Track : Bright / Dry

Snetterton 300: 2.9689 miles
Date: 28/06/2026 Start: 16:59 Finish: 17:15

Results can be found at www.tsl-timing.com

Printed - 17:22 Sunday, 28 June 2026

BMCRC - MRO Championships - Rnd 5 @ Snetterton 300

ACU Team Green Junior Cup & Senior Ninjas & 250 MZ

RACE 18 - POSITION CHART

No	Name	Lap Pos	1	2	3	4	5	6	7
112	BRAY	1	112	112	112	112	112	112	112
99	ROUND	2	16	16	16	16	16	99	99
164	COWIE	3	90	90	99	99	99	164	27
90	BARRELL	4	99	99	164	164	164	27	164
16	KING	5	164	164	27	27	27	90	90
27	GARROD	6	27	27	90	90	90	113	113
124	BAKER	7	113	113	113	113	113	124	124
125	WINGATE	8	124	124	124	124	124	61	61
113	MCCARTHY	9	25	25	125	125	125	125	125
25	GLEESON	10	125	125	25	25	61	25	25
61	EVETTS	11	61	61	61	61	25	42	42
42	BAINBOROUGH	12	42	42	42	42	42	1	1
54	SCOTT	13	54	54	54	1	1	85	85
53	EGGINTON	14	337	337	337	85	85	96	96
337	HORWOOD	15	53	53	53	54	54	102	102
1	MANN	16	1	1	1	337	337	54	54
85	WALES	17	85	85	85	53	96	337	13
102	WRIGHT	18	96	96	102	102	102	13	337
96	KENT	19	102	102	96	96	53	53	53
13	RYAN	20	13	13	13	13	13	89	
89	MCCORMACK	21	89	89	89	89	89	154	
176	BOYETT	22	154	154	154	154	154		
154	FISHER	23	176						

Weather / Track : Bright / Dry

Snetterton 300: 2.9689 miles
Date: 28/06/2026 Start: 16:59 Finish: 17:15

Results can be found at www.tsl-timing.com

Printed - 17:22 Sunday, 28 June 2026

BMCRC - MRO Championships - Rnd 5 @ Snetterton 300

ACU Team Green Junior Cup & Senior Ninjas & 250 MZ

RACE 18 - SECTOR ANALYSIS

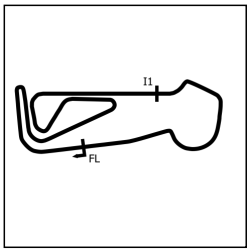

SECTOR 1 = FL to I1, SECTOR 2 = I1 to FL, DIFF = Difference To Personal Best Lap, P = Crossed Finish Line in Pit Lane, D = Time Disallowed

P1 112 S Dan BRAY — Kawasaki NINJA 400 -

IDEAL LAP TIME : 2:14.135 BEST LAP TIME : 2:14.135 DIFFERENCE : 0.000

LAP	SECTOR 1	SECTOR 2	LAP TIME	MPH	DIFF	TIME OF DAY
1 -		44.562	2:20.519	76.06	6.384	17:01:51.666
2 -	1:30.747	45.285	2:16.032	78.57	1.897	17:04:07.698
3 -	1:30.302	44.691	2:14.993	79.17	0.858	17:06:22.691
4 -	1:30.294	45.146	2:15.440	78.91	1.305	17:08:38.131
5 -	1:29.838	44.679	2:14.517 (3)	79.45	0.382	17:10:52.648
6 -	1:29.808	44.392	2:14.200 (2)	79.64	0.065	17:13:06.848
7 -	***1:29.803***	***44.332***	***2:14.135*** (1)	***79.68***		***17:15:20.983***

P2 99 J William ROUND — Kawasaki NINJA - Round Racing

IDEAL LAP TIME : 2:15.148 BEST LAP TIME : 2:15.654 DIFFERENCE : 0.506

LAP	SECTOR 1	SECTOR 2	LAP TIME	MPH	DIFF	TIME OF DAY
1 -		45.233	2:21.871	75.33	6.217	17:01:53.018
2 -	1:31.456	***44.647***	2:16.103 (3)	78.52	0.449	17:04:09.121
3 -	***1:30.501***	45.153	***2:15.654*** (1)	***78.78***		***17:06:24.775***
4 -	1:31.730	45.035	2:16.765	78.14	1.111	17:08:41.540
5 -	1:31.798	45.187	2:16.985	78.02	1.331	17:10:58.525
6 -	1:31.143	44.934	2:16.077 (2)	78.54	0.423	17:13:14.602
7 -	1:32.443	45.724	2:18.167	77.35	2.513	17:15:32.769

P3 27 J Alfie GARROD — Kawasaki NINJA 400 - ATP Motorsport

IDEAL LAP TIME : 2:15.430 BEST LAP TIME : 2:15.775 DIFFERENCE : 0.345

LAP	SECTOR 1	SECTOR 2	LAP TIME	MPH	DIFF	TIME OF DAY
1 -		45.250	2:22.420	75.04	6.645	17:01:53.567
2 -	1:31.155	45.361	2:16.516 (3)	78.29	0.741	17:04:10.083
3 -	***1:30.256***	45.519	***2:15.775*** (1)	***78.71***		***17:06:25.858***
4 -	1:31.387	45.363	2:16.750	78.15	0.975	17:08:42.608
5 -	1:31.076	45.480	2:16.556	78.26	0.781	17:10:59.164
6 -	1:30.954	***45.174***	2:16.128 (2)	78.51	0.353	17:13:15.292
7 -	1:31.735	45.877	2:17.612	77.66	1.837	17:15:32.904

P4 164 J George COWIE — Kawasaki NINJA 400 - Dad

IDEAL LAP TIME : 2:15.565 BEST LAP TIME : 2:15.672 DIFFERENCE : 0.107

LAP	SECTOR 1	SECTOR 2	LAP TIME	MPH	DIFF	TIME OF DAY
1 -		45.456	2:22.083	75.22	6.411	17:01:53.230
2 -	1:31.353	45.126	2:16.479 (3)	78.31	0.807	17:04:09.709
3 -	***1:30.543***	45.129	***2:15.672*** (1)	***78.77***		***17:06:25.381***
4 -	1:31.433	45.345	2:16.778	78.14	1.106	17:08:42.159
5 -	1:31.267	45.451	2:16.718	78.17	1.046	17:10:58.877
6 -	1:30.932	***45.022***	2:15.954 (2)	78.61	0.282	17:13:14.831
7 -	1:32.271	45.930	2:18.201	77.33	2.529	17:15:33.032

P5 90 J Harry BARRELL — Kawasaki NINJA 400 - CERAKOTE UK

IDEAL LAP TIME : 2:15.742 BEST LAP TIME : 2:16.590 DIFFERENCE : 0.848

LAP	SECTOR 1	SECTOR 2	LAP TIME	MPH	DIFF	TIME OF DAY
1 -		***44.979***	2:21.170	75.71	4.580	17:01:52.317
2 -	1:31.286	45.304	***2:16.590*** (1)	***78.24***		***17:04:08.907***
3 -	***1:30.763***	50.407	2:21.170	75.71	4.580	17:06:30.077
4 -	1:31.141	45.961	2:17.102 (2)	77.95	0.512	17:08:47.179
5 -	1:32.227	46.808	2:19.035	76.87	2.445	17:11:06.214
6 -	1:32.166	45.910	2:18.076 (3)	77.40	1.486	17:13:24.290
7 -	1:32.164	45.995	2:18.159	77.36	1.569	17:15:42.449

Weather / Track : Bright / Dry

Snetterton 300: 2.9689 miles
Date: 28/06/2026 Start: 16:59 Finish: 17:15

BMCRC - MRO Championships - Rnd 5 @ Snetterton 300

ACU Team Green Junior Cup & Senior Ninjas & 250 MZ

RACE 18 - SECTOR ANALYSIS

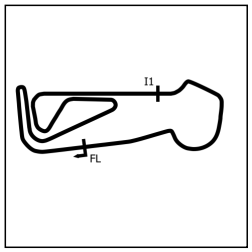

SECTOR 1 = FL to I1, SECTOR 2 = I1 to FL, DIFF = Difference To Personal Best Lap, P = Crossed Finish Line in Pit Lane, D = Time Disallowed

P6 113 J Annabelle MCCARTHY

Kawasaki NINJA 400 -

IDEAL LAP TIME : 2:17.621 BEST LAP TIME : 2:17.621 DIFFERENCE : 0.000

LAP	SECTOR 1	SECTOR 2	LAP TIME	MPH	DIFF	TIME OF DAY
1 -		45.951	2:23.954	74.24	6.333	17:01:55.101
2 -	1:32.878	46.217	2:19.095 (3)	76.84	1.474	17:04:14.196
3 -	1:33.154	47.081	2:20.235	76.21	2.614	17:06:34.431
4 -	1:32.821	46.362	2:19.183	76.79	1.562	17:08:53.614
5 -	1:32.745	45.786	2:18.531 (2)	77.15	0.910	17:11:12.145
6 -	1:33.186	46.067	2:19.253	76.75	1.632	17:13:31.398
7 -	***1:32.066***	***45.555***	***2:17.621 (1)***	***77.66***		***17:15:49.019***

P7 124 J Harley BAKER

Kawasaki NINJA 400 - KGB Property Maintenance Services Ltd

IDEAL LAP TIME : 2:17.545 BEST LAP TIME : 2:17.545 DIFFERENCE : 0.000

LAP	SECTOR 1	SECTOR 2	LAP TIME	MPH	DIFF	TIME OF DAY
1 -		45.820	2:24.097	74.17	6.552	17:01:55.244
2 -	1:32.857	46.174	2:19.031 (3)	76.87	1.486	17:04:14.275
3 -	1:33.264	47.050	2:20.314	76.17	2.769	17:06:34.589
4 -	1:32.844	46.349	2:19.193	76.78	1.648	17:08:53.782
5 -	1:32.694	45.749	2:18.443 (2)	77.20	0.898	17:11:12.225
6 -	1:33.253	46.083	2:19.336	76.70	1.791	17:13:31.561
7 -	***1:32.202***	***45.343***	***2:17.545 (1)***	***77.70***		***17:15:49.106***

P8 61 J Ollie EVETTS

Kawasaki NINJA 400 - C E Vehicle Repairs Ltd

IDEAL LAP TIME : 2:18.065 BEST LAP TIME : 2:18.065 DIFFERENCE : 0.000

LAP	SECTOR 1	SECTOR 2	LAP TIME	MPH	DIFF	TIME OF DAY
1 -		46.777	2:27.039	72.68	8.974	17:01:58.186
2 -	1:32.998	46.367	2:19.365	76.69	1.300	17:04:17.551
3 -	1:32.495	46.210	2:18.705 (3)	77.05	0.640	17:06:36.256
4 -	1:32.588	45.935	2:18.523 (2)	77.15	0.458	17:08:54.779
5 -	***1:32.221***	***45.844***	***2:18.065 (1)***	***77.41***		***17:11:12.844***
6 -	1:32.489	46.264	2:18.753	77.02	0.688	17:13:31.597
7 -	1:32.933	45.980	2:18.913	76.94	0.848	17:15:50.510

P9 125 J Isabelle WINGATE

Kawasaki NINJA -

IDEAL LAP TIME : 2:17.028 BEST LAP TIME : 2:17.397 DIFFERENCE : 0.369

LAP	SECTOR 1	SECTOR 2	LAP TIME	MPH	DIFF	TIME OF DAY
1 -		46.144	2:26.327	73.04	8.930	17:01:57.474
2 -	***1:31.299***	46.098	***2:17.397 (1)***	***77.78***		***17:04:14.871***
3 -	1:32.777	47.217	2:19.994	76.34	2.597	17:06:34.865
4 -	1:32.587	46.451	2:19.038	76.87	1.641	17:08:53.903
5 -	1:33.030	***45.729***	2:18.759 (2)	77.02	1.362	17:11:12.662
6 -	1:32.993	46.095	2:19.088	76.84	1.691	17:13:31.750
7 -	1:32.754	46.044	2:18.798 (3)	77.00	1.401	17:15:50.548

P10 25 J Chloe GLEESON

Kawasaki NINJA 400 - DriveLife / Sussex Independent Financia

IDEAL LAP TIME : 2:18.316 BEST LAP TIME : 2:18.829 DIFFERENCE : 0.513

LAP	SECTOR 1	SECTOR 2	LAP TIME	MPH	DIFF	TIME OF DAY
1 -		***45.635***	2:24.814	73.80	5.985	17:01:55.961
2 -	***1:32.681***	46.148	***2:18.829 (1)***	***76.98***		***17:04:14.790***
3 -	1:33.108	47.057	2:20.165	76.25	1.336	17:06:34.955
4 -	1:33.769	45.750	2:19.519	76.60	0.690	17:08:54.474
5 -	1:34.510	46.219	2:20.729	75.94	1.900	17:11:15.203
6 -	1:33.257	45.925	2:19.182 (2)	76.79	0.353	17:13:34.385
7 -	1:33.074	46.286	2:19.360 (3)	76.69	0.531	17:15:53.745

BMCRC - MRO Championships - Rnd 5 @ Snetterton 300

ACU Team Green Junior Cup & Senior Ninjas & 250 MZ

RACE 18 - SECTOR ANALYSIS

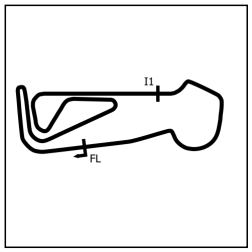

SECTOR 1 = FL to I1, SECTOR 2 = I1 to FL, DIFF = Difference To Personal Best Lap, P = Crossed Finish Line in Pit Lane, D = Time Disallowed

P11 42 J Euan BAINBOROUGH

Kawasaki NINJA 300 -

IDEAL LAP TIME : 2:25.719 BEST LAP TIME : 2:25.771 DIFFERENCE : 0.052

LAP	SECTOR 1	SECTOR 2	LAP TIME	MPH	DIFF	TIME OF DAY
1 -		***48.584***	2:31.539	70.52	5.768	17:02:02.686
2 -	***1:37.135***	48.636	***2:25.771*** **(1)**	***73.32***		***17:04:28.457***
3 -	1:43.265	49.122	2:32.387	70.13	6.616	17:07:00.844
4 -	1:37.798	49.324	2:27.122	72.64	1.351	17:09:27.966
5 -	1:37.664	49.158	2:26.822 **(3)**	72.79	1.051	17:11:54.788
6 -	1:37.658	49.082	2:26.740 **(2)**	72.83	0.969	17:14:21.528
7 -	1:37.680	51.114	2:28.794	71.83	3.023	17:16:50.322

P12 1 MZ Alexander MANN

MZ TS 250 - HS RACING

IDEAL LAP TIME : 2:22.689 BEST LAP TIME : 2:22.798 DIFFERENCE : 0.109

LAP	SECTOR 1	SECTOR 2	LAP TIME	MPH	DIFF	TIME OF DAY
1 -		48.373	3:02.321	58.62	39.523	17:02:33.468
2 -	1:36.467	47.817	2:24.284	74.07	1.486	17:04:57.752
3 -	1:35.726	47.560	2:23.286 **(3)**	74.59	0.488	17:07:21.038
4 -	1:36.475	***47.298***	2:23.773	74.33	0.975	17:09:44.811
5 -	***1:35.391***	47.407	***2:22.798*** **(1)**	***74.84***		***17:12:07.609***
6 -	1:35.430	47.512	2:22.942 **(2)**	74.77	0.144	17:14:30.551
7 -	1:36.215	48.130	2:24.345	74.04	1.547	17:16:54.896

P13 85 MZ Andrew WALES

MZ ETZ 250 - Show Control International

IDEAL LAP TIME : 2:24.611 BEST LAP TIME : 2:24.611 DIFFERENCE : 0.000

LAP	SECTOR 1	SECTOR 2	LAP TIME	MPH	DIFF	TIME OF DAY
1 -		48.961	3:02.367	58.60	37.756	17:02:33.514
2 -	1:37.330	48.298	2:25.628 **(2)**	73.39	1.017	17:04:59.142
3 -	***1:36.669***	***47.942***	***2:24.611*** **(1)**	***73.90***		***17:07:23.753***
4 -	1:37.809	48.567	2:26.376	73.01	1.765	17:09:50.129
5 -	1:36.925	48.902	2:25.827 **(3)**	73.29	1.216	17:12:15.956
6 -	1:38.036	48.792	2:26.828	72.79	2.217	17:14:42.784
7 -	1:38.747	49.558	2:28.305	72.06	3.694	17:17:11.089

P14 96 MZ Chris KENT

MZ TS 250 -

IDEAL LAP TIME : 2:25.426 BEST LAP TIME : 2:25.957 DIFFERENCE : 0.531

LAP	SECTOR 1	SECTOR 2	LAP TIME	MPH	DIFF	TIME OF DAY
1 -		49.250	3:02.716	58.49	36.759	17:02:33.863
2 -	***1:36.905***	49.052	***2:25.957*** **(1)**	***73.22***		***17:04:59.820***
3 -	1:38.104	50.035	2:28.139	72.14	2.182	17:07:27.959
4 -	1:38.518	49.572	2:28.090	72.17	2.133	17:09:56.049
5 -	1:37.951	***48.521***	2:26.472 **(2)**	72.97	0.515	17:12:22.521
6 -	1:37.975	49.241	2:27.216	72.60	1.259	17:14:49.737
7 -	1:38.083	48.968	2:27.051 **(3)**	72.68	1.094	17:17:16.788

P15 102 MZ Caleb WRIGHT

MZ 250 ETZ - Clover Investments

IDEAL LAP TIME : 2:26.047 BEST LAP TIME : 2:26.191 DIFFERENCE : 0.144

LAP	SECTOR 1	SECTOR 2	LAP TIME	MPH	DIFF	TIME OF DAY
1 -		48.976	3:03.232	58.33	37.041	17:02:34.379
2 -	***1:37.394***	48.797	***2:26.191*** **(1)**	***73.11***		***17:05:00.570***
3 -	1:37.594	49.591	2:27.185 **(2)**	72.61	0.994	17:07:27.755
4 -	1:39.427	***48.653***	2:28.080	72.17	1.889	17:09:55.835
5 -	1:39.082	49.203	2:28.285	72.07	2.094	17:12:24.120
6 -	1:38.492	49.286	2:27.778 **(3)**	72.32	1.587	17:14:51.898
7 -	1:38.466	49.434	2:27.900	72.26	1.709	17:17:19.798

BMCRC - MRO Championships - Rnd 5 @ Snetterton 300

ACU Team Green Junior Cup & Senior Ninjas & 250 MZ

RACE 18 - SECTOR ANALYSIS

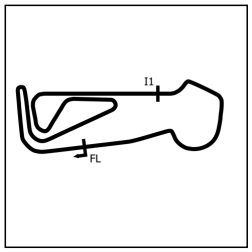

SECTOR 1 = FL to I1, SECTOR 2 = I1 to FL, DIFF = Difference To Personal Best Lap, P = Crossed Finish Line in Pit Lane, D = Time Disallowed

P16 54 S Ben SCOTT

Kawasaki NINJA 400 - GI Landscapes VampTech

IDEAL LAP TIME : 2:30.550 BEST LAP TIME : 2:30.611 DIFFERENCE : 0.061

LAP	SECTOR 1	SECTOR 2	LAP TIME		MPH	DIFF	TIME OF DAY
1 -		51.927	2:41.244		66.28	10.633	17:02:12.391
2 -	1:41.947	51.447	2:33.394		69.67	2.783	17:04:45.785
3 -	1:40.218	51.383	2:31.601	(3)	70.50	0.990	17:07:17.386
4 -	1:40.793	52.059	2:32.852		69.92	2.241	17:09:50.238
5 -	***1:40.017***	50.594	***2:30.611***	***(1)***	***70.96***		***17:12:20.849***
6 -	1:40.815	52.510	2:33.325		69.70	2.714	17:14:54.174
7 -	1:40.180	***50.533***	2:30.713	(2)	70.91	0.102	17:17:24.887

P17 13 MZ Gordon RYAN

MZ 250 - Prism Work Psychology

IDEAL LAP TIME : 2:27.486 BEST LAP TIME : 2:27.488 DIFFERENCE : 0.002

LAP	SECTOR 1	SECTOR 2	LAP TIME		MPH	DIFF	TIME OF DAY
1 -		49.470	3:03.891		58.12	36.403	17:02:35.038
2 -	1:39.150	49.735	2:28.885		71.78	1.397	17:05:03.923
3 -	1:38.971	49.751	2:28.722		71.86	1.234	17:07:32.645
4 -	1:39.638	49.111	2:28.749		71.85	1.261	17:10:01.394
5 -	1:38.840	49.166	2:28.006	(2)	72.21	0.518	17:12:29.400
6 -	1:38.601	***48.887***	***2:27.488***	***(1)***	***72.46***		***17:14:56.888***
7 -	***1:38.599***	49.963	2:28.562	(3)	71.94	1.074	17:17:25.450

P18 337 S Lee HORWOOD

Kawasaki NINJA 300 - Melman Electrical

IDEAL LAP TIME : 2:30.735 BEST LAP TIME : 2:31.476 DIFFERENCE : 0.741

LAP	SECTOR 1	SECTOR 2	LAP TIME		MPH	DIFF	TIME OF DAY
1 -		52.129	2:42.040		65.95	10.564	17:02:13.187
2 -	1:41.733	51.406	2:33.139		69.79	1.663	17:04:46.326
3 -	***1:40.425***	51.051	***2:31.476***	***(1)***	***70.55***		***17:07:17.802***
4 -	1:42.253	50.586	2:32.839	(3)	69.93	1.363	17:09:50.641
5 -	1:40.893	50.617	2:31.510	(2)	70.54	0.034	17:12:22.151
6 -	1:43.259	***50.310***	2:33.569		69.59	2.093	17:14:55.720
7 -	1:42.046	52.782	2:34.828		69.03	3.352	17:17:30.548

P19 53 J Lucas EGGINTON

Kawasaki NINJA 400 -

IDEAL LAP TIME : 2:32.471 BEST LAP TIME : 2:32.714 DIFFERENCE : 0.243

LAP	SECTOR 1	SECTOR 2	LAP TIME		MPH	DIFF	TIME OF DAY
1 -		52.279	2:42.154		65.91	9.440	17:02:13.301
2 -	1:42.111	***51.042***	2:33.153	(2)	69.78	0.439	17:04:46.454
3 -	***1:41.429***	51.285	***2:32.714***	***(1)***	***69.98***		***17:07:19.168***
4 -	1:41.516	51.895	2:33.411	(3)	69.66	0.697	17:09:52.579
5 -	1:42.785	52.790	2:35.575		68.70	2.861	17:12:28.154
6 -	1:44.343	54.082	2:38.425		67.46	5.711	17:15:06.579
7 -	1:42.560	53.189	2:35.749		68.62	3.035	17:17:42.328

P20 89 MZ James MCCORMACK

MZ TS -

IDEAL LAP TIME : 2:32.934 BEST LAP TIME : 2:32.934 DIFFERENCE : 0.000

LAP	SECTOR 1	SECTOR 2	LAP TIME		MPH	DIFF	TIME OF DAY
1 -		52.313	3:10.530		56.09	37.596	17:02:41.677
2 -	1:43.602	53.054	2:36.656	(3)	68.22	3.722	17:05:18.333
3 -	1:44.491	52.353	2:36.844		68.14	3.910	17:07:55.177
4 -	1:45.162	51.948	2:37.110		68.02	4.176	17:10:32.287
5 -	1:43.978	51.344	2:35.322	(2)	68.81	2.388	17:13:07.609
6 -	***1:41.891***	***51.043***	***2:32.934***	***(1)***	***69.88***		***17:15:40.543***

BMCRC - MRO Championships - Rnd 5 @ Snetterton 300

ACU Team Green Junior Cup & Senior Ninjas & 250 MZ

RACE 18 - SECTOR ANALYSIS

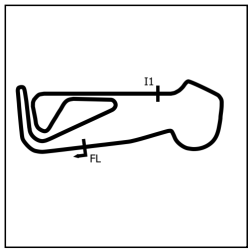

SECTOR 1 = FL to I1, SECTOR 2 = I1 to FL, DIFF = Difference To Personal Best Lap, P = Crossed Finish Line in Pit Lane, D = Time Disallowed

P21 154 MZ John FISHER MZ ETZ -

IDEAL LAP TIME : 2:42.392 BEST LAP TIME : 2:42.764 DIFFERENCE : 0.372

LAP	SECTOR 1	SECTOR 2	LAP TIME	MPH	DIFF	TIME OF DAY
1 -		***54.395***	3:19.633	53.53	36.869	17:02:50.780
2 -	1:51.475	55.070	2:46.545	64.17	3.781	17:05:37.325
3 -	1:49.343	56.563	2:45.906	64.42	3.142	17:08:23.231
4 -	***1:47.997***	54.767	***2:42.764*** **(1)**	***65.66***		***17:11:05.995***
5 -	1:49.365	56.475	2:45.840 **(3)**	64.44	3.076	17:13:51.835
6 -	1:48.353	54.776	2:43.129 **(2)**	65.51	0.365	17:16:34.964

P22 16 J Lucas KING Kawasaki NINJA 400 - NW racing/ cable house

IDEAL LAP TIME : 2:14.658 BEST LAP TIME : 2:15.160 DIFFERENCE : 0.502

LAP	SECTOR 1	SECTOR 2	LAP TIME	MPH	DIFF	TIME OF DAY
1 -		***44.678***	2:20.627	76.00	5.467	17:01:51.774
2 -	1:30.715	45.299	2:16.014 **(3)**	78.58	0.854	17:04:07.788
3 -	1:30.343	44.899	2:15.242 **(2)**	79.02	0.082	17:06:23.030
4 -	***1:29.980***	45.180	***2:15.160*** **(1)**	***79.07***		***17:08:38.190***
5 -	1:30.575	47.161	2:17.736	77.59	2.576	17:10:55.926

P23 176 MZ Oliver BOYETT MZ ETZ - Myself

IDEAL LAP TIME : BEST LAP TIME : DIFFERENCE :

LAP	SECTOR 1	SECTOR 2	LAP TIME	MPH	DIFF	TIME OF DAY
1 -		***56.661***	3:22.689	52.73		17:02:53.836

BMCRC - MRO Championships - Rnd 5 @ Snetterton 300

ACU Team Green Junior Cup & Senior Ninjas & 250 MZ

RACE 18 - BEST SECTORS

	SECTOR 1		SECTOR 2	
POS	NO	TIME	NO	TIME
1	112	1:29.803	112	44.332
2	16	1:29.980	99	44.647
3	27	1:30.256	16	44.678
4	99	1:30.501	90	44.979
5	164	1:30.543	164	45.022
6	90	1:30.763	27	45.174
7	125	1:31.299	124	45.343
8	113	1:32.066	113	45.555
9	124	1:32.202	25	45.635
10	61	1:32.221	125	45.729
11	25	1:32.681	61	45.844
12	1	1:35.391	1	47.298
13	85	1:36.669	85	47.942
14	96	1:36.905	96	48.521
15	42	1:37.135	42	48.584
16	102	1:37.394	102	48.653
17	13	1:38.599	13	48.887
18	54	1:40.017	337	50.310
19	337	1:40.425	54	50.533
20	53	1:41.429	53	51.042
21	89	1:41.891	89	51.043
22	154	1:47.997	154	54.395
23			176	56.661

IDEAL / BEST COMPARISON

POS	NO	NAME	IDEAL	BEST	DIFF
		PERFECT LAP	2:14.135		
1	112	BRAY	2:14.135	2:14.135	0.000
2	16	KING	2:14.658	2:15.160	0.502
3	99	ROUND	2:15.148	2:15.654	0.506
4	27	GARROD	2:15.430	2:15.775	0.345
5	164	COWIE	2:15.565	2:15.672	0.107
6	90	BARRELL	2:15.742	2:16.590	0.848
7	125	WINGATE	2:17.028	2:17.397	0.369
8	124	BAKER	2:17.545	2:17.545	0.000
9	113	MCCARTHY	2:17.621	2:17.621	0.000
10	61	EVETTS	2:18.065	2:18.065	0.000
11	25	GLEESON	2:18.316	2:18.829	0.513
12	1	MANN	2:22.689	2:22.798	0.109
13	85	WALES	2:24.611	2:24.611	0.000
14	96	KENT	2:25.426	2:25.957	0.531
15	42	BAINBOROUGH	2:25.719	2:25.771	0.052
16	102	WRIGHT	2:26.047	2:26.191	0.144
17	13	RYAN	2:27.486	2:27.488	0.002
18	54	SCOTT	2:30.550	2:30.611	0.061
19	337	HORWOOD	2:30.735	2:31.476	0.741
20	53	EGGINTON	2:32.471	2:32.714	0.243
21	89	MCCORMACK	2:32.934	2:32.934	0.000
22	154	FISHER	2:42.392	2:42.764	0.372
23	176	BOYETT			

Weather / Track : Bright / Dry

Snetterton 300: 2.9689 miles
Date: 28/06/2026 Start: 16:59 Finish: 17:15

Results can be found at www.tsl-timing.com

Printed - 17:22 Sunday, 28 June 2026

BMCRC - MRO Championships - Rnd 5 @ Snetterton 300

ACU Team Green Junior Cup & Senior Ninjas & 250 MZ

RACE 18 - STATISTICS

Competitors Started	23
Planned Start	2026-06-28 @ 16:55:00.000
Actual Start	2026-06-28 @ 16:59:31.146
Finish Time	2026-06-28 @ 17:15:20.982
Track Length	2.9689mi.
Total Laps	151
Total Distance Covered	448.3056mi.

Session Fastest Lap History

NO	CL	NAME	LAP TIME	TIME OF DAY	LAP	VEHICLE
112	S	**Dan BRAY**	**2:16.032**	17:04:07.698	2	Kawasaki NINJA 400
16	J	**Lucas KING**	**2:16.014**	17:04:07.788	2	Kawasaki NINJA 400
112	S	**Dan BRAY**	**2:14.993**	17:06:22.691	3	Kawasaki NINJA 400
112	S	**Dan BRAY**	**2:14.517**	17:10:52.648	5	Kawasaki NINJA 400
112	S	**Dan BRAY**	**2:14.200**	17:13:06.848	6	Kawasaki NINJA 400
112	S	**Dan BRAY**	**2:14.135**	17:15:20.983	7	Kawasaki NINJA 400

Session Leader History

NO	CL	NAME	FROM LAP	LAPS LED	DISTANCE	VEHICLE
112	S	**Dan BRAY**	1	7	20.78 miles	Kawasaki NINJA 400

Flag History

TYPE	TIME OF DAY
GREEN	16:59:31.146
FINISH	17:15:20.982

Flag Statistics

TYPE	COUNT	TOTAL LAPS	TOTAL TIME
Green	1	7	18:54.093
Red	0	0	0.000
Safety Car	0	0	0.000
FCY	0	0	0.000

BMCRC - MRO Championships - Rnd 5 @ Snetterton 300

ACU Team Green Junior Cup & Senior Ninjas & 250 MZ

RACE 18 - STATISTICS

CLASS : J

12 Starters

Fastest Lap History

NO	NAME	LAP TIME	TIME OF DAY	LAP	VEHICLE
16	**Lucas KING**	**2:16.014**	17:04:07.788	2	Kawasaki NINJA 400
16	**Lucas KING**	**2:15.242**	17:06:23.030	3	Kawasaki NINJA 400
16	**Lucas KING**	**2:15.160**	17:08:38.190	4	Kawasaki NINJA 400

Leader History

NO	NAME	FROM LAP	LAPS LED	DISTANCE	VEHICLE
16	**Lucas KING**	1	5	14.84 miles	Kawasaki NINJA 400
99	**William ROUND**	6	2	5.93 miles	Kawasaki NINJA

BMCRC - MRO Championships - Rnd 5 @ Snetterton 300

ACU Team Green Junior Cup & Senior Ninjas & 250 MZ

RACE 18 - STATISTICS

CLASS : S

3 Starters

Fastest Lap History

NO	NAME	LAP TIME	TIME OF DAY	LAP	VEHICLE
112	**Dan BRAY**	**2:16.032**	17:04:07.698	2	Kawasaki NINJA 400
112	**Dan BRAY**	**2:14.993**	17:06:22.691	3	Kawasaki NINJA 400
112	**Dan BRAY**	**2:14.517**	17:10:52.648	5	Kawasaki NINJA 400
112	**Dan BRAY**	**2:14.200**	17:13:06.848	6	Kawasaki NINJA 400
112	**Dan BRAY**	**2:14.135**	17:15:20.983	7	Kawasaki NINJA 400

Leader History

NO	NAME	FROM LAP	LAPS LED	DISTANCE	VEHICLE
112	**Dan BRAY**	1	7	20.78 miles	Kawasaki NINJA 400

BMCRC - MRO Championships - Rnd 5 @ Snetterton 300

ACU Team Green Junior Cup & Senior Ninjas & 250 MZ

RACE 18 - STATISTICS

CLASS : MZ

8 Starters

Fastest Lap History

NO	NAME	LAP TIME	TIME OF DAY	LAP	VEHICLE
1	**Alexander MANN**	**2:24.284**	17:04:57.752	2	MZ TS 250
1	**Alexander MANN**	**2:23.286**	17:07:21.038	3	MZ TS 250
1	**Alexander MANN**	**2:22.798**	17:12:07.609	5	MZ TS 250

Leader History

NO	NAME	FROM LAP	LAPS LED	DISTANCE	VEHICLE
1	**Alexander MANN**	1	7	20.78 miles	MZ TS 250

Weather / Track : Bright / Dry

Snetterton 300: 2.9689 miles
Date: 28/06/2026 Start: 16:59 Finish: 17:15

MRO POWERBIKES

MRO CLUBMAN 1000 CUP

MRO RETRO 1000S

SETON TUNING MRO POWERBIKES & MRO CLUBMAN 1000 CUP | MRO RETRO 1000s

BMCRC-MRO Championships – Round 5

Snetterton 300

27th / 28th June 2026

Timing & Results Provided by Timing Solutions Ltd

www.tsl-timing.com

Snetterton 300 Circuit

Norwich, Norfolk, UK

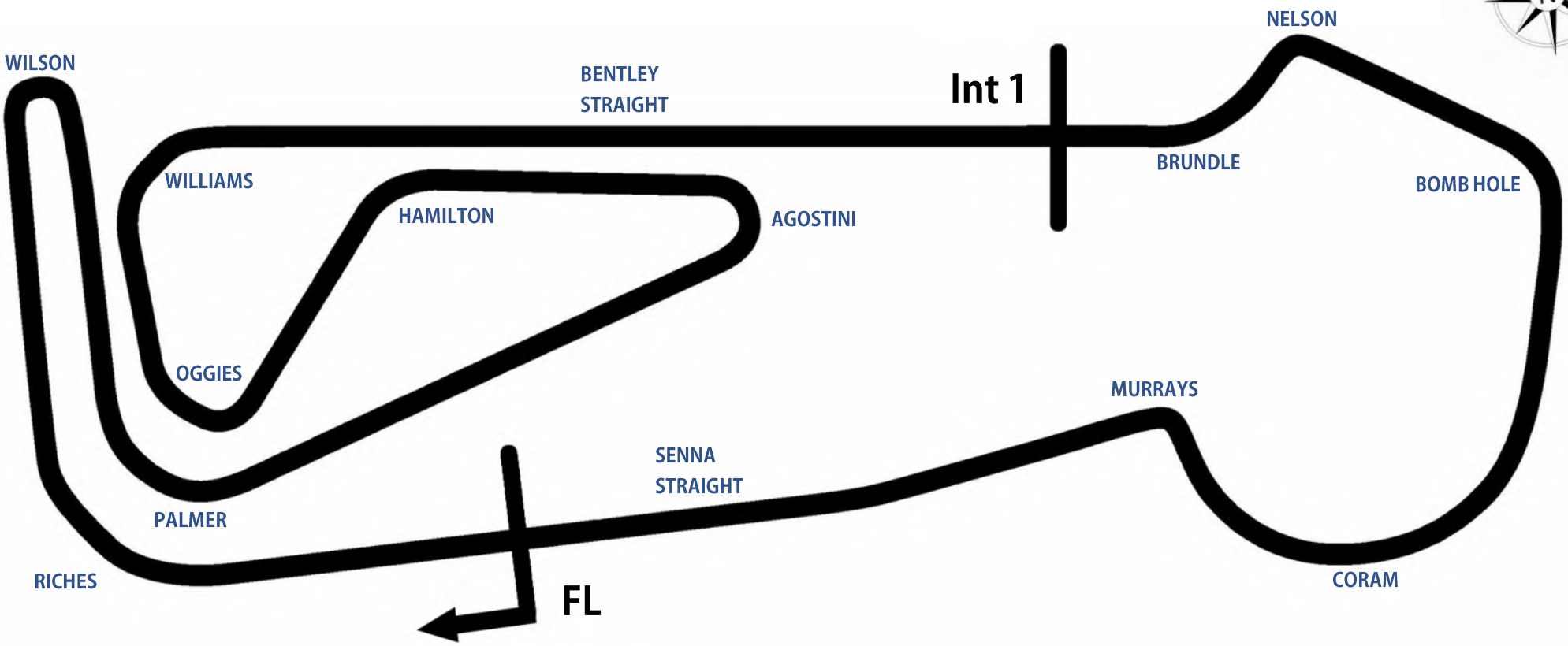

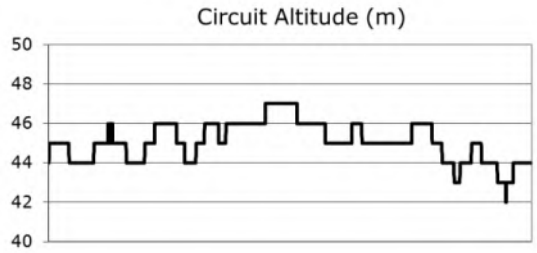

Length	2.9689 miles | 4.778 km | 4778.0 m		
FL		52.46340 N	0.94476 E
Int 1	3198m	52.46617 N	0.94964 E
Pit Entry	4572m	52.46364 N	0.94774 E
Pit Exit	40m after FL	52.46338 N	0.94420 E
Pit Entry - Pit Exit	246m, 17.7S @ 50kph, 14.7s @ 60kph		

Results & Live Timing available at – www.tsl-timing.com

Updated - 14/03/2024 14:52







BMCRC - MRO Championships - Rnd 5 @ Snetterton 300

Powerbikes inc Clubman 1000 & Retro 1000

QUALIFYING - CLASSIFICATION

POS	NO	CL	PIC	NAME	ENTRY	TIME	ON	LAPS	GAP	DIFF	MPH
1	**6**		1	**Brendan MALLINDER**	Honda FIREBLADE - Team MALLY	**1:54.185**	3	3			93.60
2	**1**		2	**Maximus HARDY**	Honda CBR1000RR - DAD	**1:55.565**	5	6	**1.380**	1.380	92.48
3	**69**		3	**Phil SETON**	Yamaha R1 - Seton Tuning	**1:55.987**	4	4	**1.802**	0.422	92.14
4	**12**		4	**Matt PALLETT**	Triumph 765RS - LRB ELECTRICAL & BUILDING SOL	**1:57.571**	4	5	**3.386**	1.584	90.90
5	**87**		5	**Karl THOMPSON**	Honda FIREBLADE RR - #Teamrace/Bishops Lane Gai	**1:58.922**	5	5	**4.737**	1.351	89.87
6	**123**	RET	1	**Justin ROSE**	Yamaha R1 - J. Rose roofing services	**1:59.739**	3	5	**5.554**	0.817	89.26
7	**85**	C	1	**Ben WOOD**	Yamaha R1 -	**1:59.877**	3	4	**5.692**	0.138	89.15
8	**850**	RET	2	**Clinton WOOD**	Suzuki GSXR1000 - CLINTON WOOD	**2:00.412**	2	4	**6.227**	0.535	88.76
9	**25**	C	2	**Howard BURCHNALL**	Suzuki GSXR 1000R - H.B RACING	**2:00.535**	5	5	**6.350**	0.123	88.67
10	**21**	C	3	**Marc BETTS**	Yamaha R1 - Alex James construction / ACRE	**2:00.836**	4	5	**6.651**	0.301	88.45
11	**63**	RET	3	**Matthew WREN**	Suzuki GSXR - TBR performance	**2:00.877**	4	4	**6.692**	0.041	88.42
12	**141***		6	**Ramone HUNTE**	Yamaha R1 - my wallet.com	**2:02.621**	3	3	**8.436**	1.744	87.16
13	**16**	C	4	**Ryan BULL**	Honda CBR1000RR - CSS Scaffolding LTD	**2:03.402**	3	5	**9.217**	0.780	86.61
14	**36**	C	5	**Alan MORGAN**	Suzuki GSXR 1000 - Little Duck Racing	**2:03.724**	3	4	**9.539**	0.322	86.38
15	**55**	C	6	**Kirt POWELL**	- Kirt powell plumbing and heating	**2:04.976**	4	5	**10.791**	1.252	85.52
16	**64**		7	**Mario GIAMPAGLIA**	Suzuki GSXR 1000 - BES Electrical Ltd.	**2:06.103**	4	5	**11.918**	1.127	84.75
17	**50**	RET	4	**Lee ELLIS**	Honda CBR1000RR -	**2:08.071**	4	5	**13.886**	1.968	83.45
18	**888**	RET	5	**Paul FAGG**	Yamaha R1 4C8 - thebikeexperience.org	**2:14.114**	3	3	**19.929**	6.043	79.69

*** No. 141 - Please fit a working transponder**

Weather / Track : Bright / Dry
These results are provisional until the conclusion of any judicial and technical matters.

Date: 27/06/2026 Start: 10:44 Finish: 10:54
Snetterton 300: 2.9689 miles

Clerk Of Course: Caroline Patterson / Tony MacBride	Timekeeper: Craig Smith	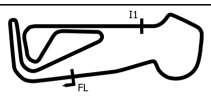

Results can be found at www.tsl-timing.com

Printed - 10:57 Saturday, 27 June 2026







BMCRC - MRO Championships - Rnd 5 @ Snetterton 300

Powerbikes inc Clubman 1000 & Retro 1000

QUALIFYING - SECTOR ANALYSIS

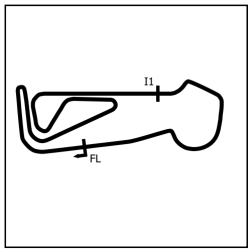

SECTOR 1 = FL to I1, SECTOR 2 = I1 to FL, DIFF = Difference To Personal Best Lap, P = Crossed Finish Line in Pit Lane, D = Time Disallowed

P1 6 Brendan MALLINDER — Honda FIREBLADE - Team MALLY

IDEAL LAP TIME : 1:54.185 BEST LAP TIME : 1:54.185 DIFFERENCE : 0.000

LAP	SECTOR 1	SECTOR 2	LAP TIME		MPH	DIFF	TIME OF DAY
1 -	1:24.986	40.061	2:05.047	(3)	85.47	10.862	10:47:48.280
2 -	1:17.308	38.611	1:55.919	(2)	92.20	1.734	10:49:44.199
3 -	***1:15.997***	***38.188***	***1:54.185***	**(1)**	***93.60***		***10:51:38.384***
4 -	1:17.218						

P2 1 Maximus HARDY — Honda CBR1000RR - DAD

IDEAL LAP TIME : 1:55.490 BEST LAP TIME : 1:55.565 DIFFERENCE : 0.075

LAP	SECTOR 1	SECTOR 2	LAP TIME		MPH	DIFF	TIME OF DAY
1 -	1:23.473	40.464	2:03.937		86.23	8.372	10:46:50.505
2 -	1:18.477	39.160	1:57.637		90.85	2.072	10:48:48.142
3 -	1:17.128	39.382	1:56.510		91.73	0.945	10:50:44.652
4 -	1:16.978	39.045	1:56.023	(2)	92.12	0.458	10:52:40.675
5 -	***1:16.719***	38.846	***1:55.565***	**(1)**	***92.48***		***10:54:36.240***
6 -	1:17.518	***38.771***	1:56.289	(3)	91.90	0.724	10:56:32.529

P3 69 Phil SETON — Yamaha R1 - Seton Tuning

IDEAL LAP TIME : 1:55.895 BEST LAP TIME : 1:55.987 DIFFERENCE : 0.092

LAP	SECTOR 1	SECTOR 2	LAP TIME		MPH	DIFF	TIME OF DAY
1 -	1:33.943	42.107	2:16.050		78.55	20.063	10:49:00.935
2 -	1:20.010	39.418	1:59.428	(3)	89.49	3.441	10:51:00.363
3 -	1:17.618	***38.851***	1:56.469	(2)	91.76	0.482	10:52:56.832
4 -	***1:17.044***	38.943	***1:55.987***	**(1)**	***92.14***		***10:54:52.819***

P4 12 Matt PALLETT — Triumph 765RS - LRB ELECTRICAL & BUILDING SOLUTIONS

IDEAL LAP TIME : 1:57.571 BEST LAP TIME : 1:57.571 DIFFERENCE : 0.000

LAP	SECTOR 1	SECTOR 2	LAP TIME		MPH	DIFF	TIME OF DAY
1 -	1:22.862	40.945	2:03.807		86.32	6.236	10:47:34.953
2 -	1:20.165	40.387	2:00.552		88.65	2.981	10:49:35.505
3 -	1:19.030	40.470	1:59.500	(3)	89.44	1.929	10:51:35.005
4 -	***1:18.272***	***39.299***	***1:57.571***	**(1)**	***90.90***		***10:53:32.576***
5 -	1:18.688	40.084	1:58.772	(2)	89.98	1.201	10:55:31.348

P5 87 Karl THOMPSON — Honda FIREBLADE RR - #Teamrace/Bishops Lane Garage

IDEAL LAP TIME : 1:58.850 BEST LAP TIME : 1:58.922 DIFFERENCE : 0.072

LAP	SECTOR 1	SECTOR 2	LAP TIME		MPH	DIFF	TIME OF DAY
1 -	1:22.340	41.675	2:04.015		86.18	5.093	10:48:25.276
2 -	1:19.426	40.696	2:00.122	(3)	88.97	1.200	10:50:25.398
3 -	1:21.124	41.154	2:02.278		87.40	3.356	10:52:27.676
4 -	***1:19.034***	40.058	1:59.092	(2)	89.74	0.170	10:54:26.768
5 -	1:19.106	***39.816***	***1:58.922***	**(1)**	***89.87***		***10:56:25.690***

P6 123 RET Justin ROSE — Yamaha R1 - J. Rose roofing services

IDEAL LAP TIME : 1:59.739 BEST LAP TIME : 1:59.739 DIFFERENCE : 0.000

LAP	SECTOR 1	SECTOR 2	LAP TIME		MPH	DIFF	TIME OF DAY
1 -	1:23.642	42.374	2:06.016		84.81	6.277	10:47:59.736
2 -	1:19.969	40.039	2:00.008		89.06	0.269	10:49:59.744
3 -	***1:19.819***	***39.920***	***1:59.739***	**(1)**	***89.26***		***10:51:59.483***
4 -	1:19.879	40.105	1:59.984	(3)	89.07	0.245	10:53:59.467
5 -	1:19.954	39.939	1:59.893	(2)	89.14	0.154	10:55:59.360

Weather / Track : Bright / Dry

Snetterton 300: 2.9689 miles
Date: 27/06/2026 Start: 10:44 Finish: 10:54

BMCRC - MRO Championships - Rnd 5 @ Snetterton 300

Powerbikes inc Clubman 1000 & Retro 1000

QUALIFYING - SECTOR ANALYSIS

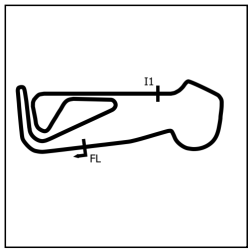

SECTOR 1 = FL to I1, SECTOR 2 = I1 to FL, DIFF = Difference To Personal Best Lap, P = Crossed Finish Line in Pit Lane, D = Time Disallowed

P7 85 C Ben WOOD — Yamaha R1 -

IDEAL LAP TIME : 1:59.877 BEST LAP TIME : 1:59.877 DIFFERENCE : 0.000

LAP	SECTOR 1	SECTOR 2	LAP TIME		MPH	DIFF	TIME OF DAY
1 -	1:26.417	42.249	2:08.666		83.06	8.789	10:48:41.270
2 -	1:22.967	40.881	2:03.848	(2)	86.29	3.971	10:50:45.118
3 -	***1:19.712***	***40.165***	***1:59.877***	**(1)**	***89.15***		***10:52:44.995***
4 -	1:23.447	40.891	2:04.338	(3)	85.95	4.461	10:54:49.333

P8 850 RET Clinton WOOD — Suzuki GSXR1000 - CLINTON WOOD

IDEAL LAP TIME : 2:00.412 BEST LAP TIME : 2:00.412 DIFFERENCE : 0.000

LAP	SECTOR 1	SECTOR 2	LAP TIME		MPH	DIFF	TIME OF DAY
1 -	1:24.222	41.440	2:05.662		85.05	5.250	10:48:17.789
2 -	***1:20.397***	***40.015***	***2:00.412***	**(1)**	***88.76***		***10:50:18.201***
3 -	1:20.818	40.224	2:01.042	(2)	88.30	0.630	10:52:19.243
4 -	1:22.452	40.276	2:02.728	(3)	87.08	2.316	10:54:21.971
5 -	1:21.327						

P9 25 C Howard BURCHNALL — Suzuki GSXR 1000R - H.B RACING

IDEAL LAP TIME : 2:00.535 BEST LAP TIME : 2:00.535 DIFFERENCE : 0.000

LAP	SECTOR 1	SECTOR 2	LAP TIME		MPH	DIFF	TIME OF DAY
1 -	1:25.073	41.562	2:06.635		84.40	6.100	10:47:49.201
2 -	1:21.635	40.575	2:02.210		87.45	1.675	10:49:51.411
3 -	1:21.089	40.318	2:01.407	(2)	88.03	0.872	10:51:52.818
4 -	1:21.180	40.326	2:01.506	(3)	87.96	0.971	10:53:54.324
5 -	***1:20.670***	***39.865***	***2:00.535***	**(1)**	***88.67***		***10:55:54.859***

P10 21 C Marc BETTS — Yamaha R1 - Alex James construction / ACRE

IDEAL LAP TIME : 2:00.645 BEST LAP TIME : 2:00.836 DIFFERENCE : 0.191

LAP	SECTOR 1	SECTOR 2	LAP TIME		MPH	DIFF	TIME OF DAY
1 -	1:23.602	41.209	2:04.811		85.63	3.975	10:46:55.298
2 -	1:20.805	***40.335***	2:01.140	(2)	88.22	0.304	10:48:56.438
3 -	1:20.435	40.755	2:01.190	(3)	88.19	0.354	10:50:57.628
4 -	***1:20.310***	40.526	***2:00.836***	**(1)**	***88.45***		***10:52:58.464***
5 -	1:24.269	41.868	2:06.137		84.73	5.301	10:55:04.601

P11 63 RET Matthew WREN — Suzuki GSXR - TBR performance

IDEAL LAP TIME : 2:00.436 BEST LAP TIME : 2:00.877 DIFFERENCE : 0.441

LAP	SECTOR 1	SECTOR 2	LAP TIME		MPH	DIFF	TIME OF DAY
1 -	1:26.931	42.223	2:09.154		82.75	8.277	10:47:21.494
2 -	1:22.564	41.245	2:03.809	(3)	86.32	2.932	10:49:25.303
3 -	1:21.068	***40.125***	2:01.193	(2)	88.19	0.316	10:51:26.496
4 -	***1:20.311***	40.566	***2:00.877***	**(1)**	***88.42***		***10:53:27.373***
5 -	1:20.807						

P12 141 Ramone HUNTE — Yamaha R1 - my wallet.com

IDEAL LAP TIME : BEST LAP TIME : 2:02.621 DIFFERENCE :

LAP	SECTOR 1	SECTOR 2	LAP TIME		MPH	DIFF	TIME OF DAY
1 -			2:14.402	(3)	79.52	11.780	10:47:32.184
2 -			2:03.288	(2)	86.69	0.667	10:49:35.472
3 -			***2:02.621***	**(1)**	***87.16***		***10:51:38.094***

BMCRC - MRO Championships - Rnd 5 @ Snetterton 300

Powerbikes inc Clubman 1000 & Retro 1000

QUALIFYING - SECTOR ANALYSIS

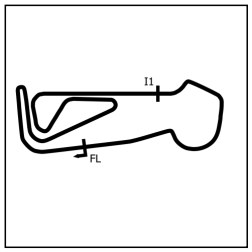

SECTOR 1 = FL to I1, SECTOR 2 = I1 to FL, DIFF = Difference To Personal Best Lap, P = Crossed Finish Line in Pit Lane, D = Time Disallowed

P13 16 C Ryan BULL — Honda CBR1000RR - CSS Scaffolding LTD

IDEAL LAP TIME : 2:03.402 BEST LAP TIME : 2:03.402 DIFFERENCE : 0.000

LAP	SECTOR 1	SECTOR 2	LAP TIME	MPH	DIFF	TIME OF DAY
1 -	1:28.814	42.545	2:11.359	81.36	7.957	10:47:56.025
2 -	1:23.685	41.454	2:05.139	85.40	1.737	10:50:01.164
3 -	***1:22.140***	***41.262***	***2:03.402 (1)***	***86.61***		***10:52:04.566***
4 -	1:23.081	41.574	2:04.655 (3)	85.74	1.253	10:54:09.221
5 -	1:22.464	41.698	2:04.162 (2)	86.08	0.760	10:56:13.383

P14 36 C Alan MORGAN — Suzuki GSXR 1000 - Little Duck Racing

IDEAL LAP TIME : 2:03.724 BEST LAP TIME : 2:03.724 DIFFERENCE : 0.000

LAP	SECTOR 1	SECTOR 2	LAP TIME	MPH	DIFF	TIME OF DAY
1 -	1:27.021	42.866	2:09.887 (2)	82.28	6.163	10:48:35.447
2 -	1:28.881	42.523	2:11.404 (3)	81.33	7.680	10:50:46.851
3 -	***1:22.355***	***41.369***	***2:03.724 (1)***	***86.38***		***10:52:50.575***
4 -	1:31.946	44.371	2:16.317	78.40	12.593	10:55:06.892

P15 55 C Kirt POWELL — - Kirt powell plumbing and heating

IDEAL LAP TIME : 2:04.541 BEST LAP TIME : 2:04.976 DIFFERENCE : 0.435

LAP	SECTOR 1	SECTOR 2	LAP TIME	MPH	DIFF	TIME OF DAY
1 -	1:33.393	43.796	2:17.189	77.90	12.213	10:47:59.495
2 -	1:25.868	42.386	2:08.254	83.33	3.278	10:50:07.749
3 -	1:23.614	42.219	2:05.833 (2)	84.93	0.857	10:52:13.582
4 -	***1:23.097***	41.879	***2:04.976 (1)***	***85.52***		***10:54:18.558***
5 -	1:24.424	***41.444***	2:05.868 (3)	84.91	0.892	10:56:24.426

P16 64 Mario GIAMPAGLIA — Suzuki GSXR 1000 - BES Electrical Ltd.

IDEAL LAP TIME : 2:04.757 BEST LAP TIME : 2:06.103 DIFFERENCE : 1.346

LAP	SECTOR 1	SECTOR 2	LAP TIME	MPH	DIFF	TIME OF DAY
1 -	1:28.010	42.471	2:10.481	81.91	4.378	10:48:10.694
2 -	1:24.722	***41.422***	2:06.144 (2)	84.72	0.041	10:50:16.838
3 -	1:31.169	41.574	2:12.743	80.51	6.640	10:52:29.581
4 -	***1:23.335***	42.768	***2:06.103 (1)***	***84.75***		***10:54:35.684***
5 -	1:23.732	42.430	2:06.162 (3)	84.71	0.059	10:56:41.846

P17 50 RET Lee ELLIS — Honda CBR1000RR -

IDEAL LAP TIME : 2:07.422 BEST LAP TIME : 2:08.071 DIFFERENCE : 0.649

LAP	SECTOR 1	SECTOR 2	LAP TIME	MPH	DIFF	TIME OF DAY
1 -	1:32.740	44.494	2:17.234	77.88	9.163	10:47:16.968
2 -	1:27.213	42.817	2:10.030	82.19	1.959	10:49:26.998
3 -	1:24.759	43.376	2:08.135 (2)	83.41	0.064	10:51:35.133
4 -	***1:24.758***	43.313	***2:08.071 (1)***	***83.45***		***10:53:43.204***
5 -	1:25.620	***42.664***	2:08.284 (3)	83.31	0.213	10:55:51.488

P18 888 RET Paul FAGG — Yamaha R1 4C8 - thebikeexperience.org

IDEAL LAP TIME : 2:13.942 BEST LAP TIME : 2:14.114 DIFFERENCE : 0.172

LAP	SECTOR 1	SECTOR 2	LAP TIME	MPH	DIFF	TIME OF DAY
1 -	1:32.719	44.614	2:17.333 (3)	77.82	3.219	10:48:14.896
2 -	1:30.336	***44.555***	2:14.891 (2)	79.23	0.777	10:50:29.787
3 -	***1:29.387***	44.727	***2:14.114 (1)***	***79.69***		***10:52:43.901***
4 -	1:30.114					

BMCRC - MRO Championships - Rnd 5 @ Snetterton 300

Powerbikes inc Clubman 1000 & Retro 1000

QUALIFYING - BEST SECTORS

	SECTOR 1		SECTOR 2	
POS	NO	TIME	NO	TIME
1	**6**	**1:15.997**	**6**	**38.188**
2	**1**	**1:16.719**	**1**	**38.771**
3	**69**	**1:17.044**	**69**	**38.851**
4	**12**	**1:18.272**	**12**	**39.299**
5	**87**	**1:19.034**	**87**	**39.816**
6	**85**	**1:19.712**	**25**	**39.865**
7	**123**	**1:19.819**	**123**	**39.920**
8	**21**	**1:20.310**	**850**	**40.015**
9	**63**	**1:20.311**	**63**	**40.125**
10	**850**	**1:20.397**	**85**	**40.165**
11	**25**	**1:20.670**	**21**	**40.335**
12	**16**	**1:22.140**	**16**	**41.262**
13	**36**	**1:22.355**	**36**	**41.369**
14	**55**	**1:23.097**	**64**	**41.422**
15	**64**	**1:23.335**	**55**	**41.444**
16	**50**	**1:24.758**	**50**	**42.664**
17	**888**	**1:29.387**	**888**	**44.555**
18				

IDEAL / BEST COMPARISON

POS	NO	NAME	IDEAL	BEST	DIFF
		PERFECT LAP	**1:54.185**		
1	**6**	MALLINDER	1:54.185	1:54.185	**0.000**
2	**1**	HARDY	1:55.490	1:55.565	**0.075**
3	**69**	SETON	1:55.895	1:55.987	**0.092**
4	**12**	PALLETT	1:57.571	1:57.571	**0.000**
5	**87**	THOMPSON	1:58.850	1:58.922	**0.072**
6	**123**	ROSE	1:59.739	1:59.739	**0.000**
7	**85**	WOOD	1:59.877	1:59.877	**0.000**
8	**850**	WOOD	2:00.412	2:00.412	**0.000**
9	**63**	WREN	2:00.436	2:00.877	**0.441**
10	**25**	BURCHNALL	2:00.535	2:00.535	**0.000**
11	**21**	BETTS	2:00.645	2:00.836	**0.191**
12	**16**	BULL	2:03.402	2:03.402	**0.000**
13	**36**	MORGAN	2:03.724	2:03.724	**0.000**
14	**55**	POWELL	2:04.541	2:04.976	**0.435**
15	**64**	GIAMPAGLIA	2:04.757	2:06.103	**1.346**
16	**50**	ELLIS	2:07.422	2:08.071	**0.649**
17	**888**	FAGG	2:13.942	2:14.114	**0.172**
18	**141**	HUNTE		2:02.621	

Weather / Track : Bright / Dry

Snetterton 300: 2.9689 miles
Date: 27/06/2026 Start: 10:44 Finish: 10:54

Results can be found at www.tsl-timing.com

Printed - 10:57 Saturday, 27 June 2026

BMCRC - MRO Championships - Rnd 5 @ Snetterton 300

Powerbikes inc Clubman 1000 & Retro 1000

QUALIFYING - STATISTICS

Competitors Started	18
Planned Start	2026-06-27 @ 10:45:00.000
Actual Start	2026-06-27 @ 10:44:35.364
Finish Time	2026-06-27 @ 10:54:43.566
Track Length	2.9689mi.
Total Laps	80
Total Distance Covered	237.5129mi.

Session Fastest Lap History

NO	CL	NAME	LAP TIME	TIME OF DAY	LAP	VEHICLE
1		**Maximus HARDY**	**2:03.937**	10:46:50.505	1	Honda CBR1000RR
12		**Matt PALLETT**	**2:03.807**	10:47:34.953	1	Triumph 765RS
1		**Maximus HARDY**	**1:57.637**	10:48:48.142	2	Honda CBR1000RR
6		**Brendan MALLINDER**	**1:55.919**	10:49:44.199	2	Honda FIREBLADE
6		**Brendan MALLINDER**	**1:54.185**	10:51:38.384	3	Honda FIREBLADE

Flag History

TYPE	TIME OF DAY
GREEN	10:44:35.364
FINISH	10:54:43.566

Flag Statistics

TYPE	COUNT	TOTAL LAPS	TOTAL TIME
Green	1	6	12:53.551
Red	0	0	0.000
Safety Car	0	0	0.000
FCY	0	0	0.000

BMCRC - MRO Championships - Rnd 5 @ Snetterton 300

Powerbikes inc Clubman 1000 & Retro 1000

QUALIFYING - STATISTICS

CLASS : 7 Starters

Fastest Lap History

NO	NAME	LAP TIME	TIME OF DAY	LAP	VEHICLE
1	**Maximus HARDY**	**2:03.937**	10:46:50.505	1	Honda CBR1000RR
12	**Matt PALLETT**	**2:03.807**	10:47:34.953	1	Triumph 765RS
1	**Maximus HARDY**	**1:57.637**	10:48:48.142	2	Honda CBR1000RR
6	**Brendan MALLINDER**	**1:55.919**	10:49:44.199	2	Honda FIREBLADE
6	**Brendan MALLINDER**	**1:54.185**	10:51:38.384	3	Honda FIREBLADE

BMCRC - MRO Championships - Rnd 5 @ Snetterton 300

Powerbikes inc Clubman 1000 & Retro 1000

QUALIFYING - STATISTICS

CLASS : C

6 Starters

Fastest Lap History

NO	NAME	LAP TIME	TIME OF DAY	LAP	VEHICLE
21	**Marc BETTS**	**2:04.811**	10:46:55.298	1	Yamaha R1
21	**Marc BETTS**	**2:01.140**	10:48:56.438	2	Yamaha R1
85	**Ben WOOD**	**1:59.877**	10:52:44.995	3	Yamaha R1

Weather / Track : Bright / Dry

Snetterton 300: 2.9689 miles
Date: 27/06/2026 Start: 10:44 Finish: 10:54

BMCRC - MRO Championships - Rnd 5 @ Snetterton 300

Powerbikes inc Clubman 1000 & Retro 1000

QUALIFYING - STATISTICS

CLASS : RET

5 Starters

Fastest Lap History

NO	NAME	LAP TIME	TIME OF DAY	LAP	VEHICLE
50	**Lee ELLIS**	**2:17.234**	10:47:16.968	1	Honda CBR1000RR
63	**Matthew WREN**	**2:09.154**	10:47:21.494	1	Suzuki GSXR
123	**Justin ROSE**	**2:06.016**	10:47:59.736	1	Yamaha R1
850	**Clinton WOOD**	**2:05.662**	10:48:17.789	1	Suzuki GSXR1000
63	**Matthew WREN**	**2:03.809**	10:49:25.303	2	Suzuki GSXR
123	**Justin ROSE**	**2:00.008**	10:49:59.744	2	Yamaha R1
123	**Justin ROSE**	**1:59.739**	10:51:59.483	3	Yamaha R1

MRO POWERBIKES | MRO CLUBMAN 1000 CUP | MRO RETRO 1000S

BMCRC - MRO Championships - Rnd 5 @ Snetterton 300

Powerbikes inc Clubman 1000 & Retro 1000

RACE 8 - GRID (7 Laps)



These results are provisional until the conclusion of any judicial and technical matters.

Snetterton 300: 2.9689 miles

Clerk Of Course: Caroline Patterson / Tony MacBride	Timekeeper: Craig Smith	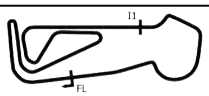

Results can be found at www.tsl-timing.com

Printed - 10:58 Saturday, 27 June 2026

TSL SPORTS TIMING TIMING SOLUTIONS LTD

MRO POWERBIKES | MRO CLUBMAN 1000 CUP | MRO RETRO 1000S

BMCRC - MRO Championships - Rnd 5 @ Snetterton 300

Powerbikes inc Clubman 1000 & Retro 1000

RACE 8 - CLASSIFICATION

Race Distance: 7 Laps / 20.78 miles

POS	NO	CL	PIC	NAME	ENTRY	LAPS	TIME	GAP	DIFF	MPH	BEST	ON	GRD	↑↓
1	6		1	Brendan MALLINDER	Honda FIREBLADE - Team MALLY	7	13:30.679			92.28	1:54.297	4	1	0
2	1		2	Maximus HARDY	Honda CBR1000RR - DAD	7	13:36.325	5.646	5.646	91.65	1:54.648	3	2	0
3	69		3	Phil SETON	Aprilia RSV4 - Seton Tuning	7	13:42.095	11.416	5.770	91.00	1:55.604	3	3	0
4	12		4	Matt PALLETT	Triumph 765RS - LRB ELECTRICAL & BUILDING SOLUTIO	7	13:52.246	21.567	10.151	89.89	1:57.506	5	4	0
5	87		5	Karl THOMPSON	Honda FIREBLADE RR - #Teamrace/Bishops Lane Garage	7	13:58.262	27.583	6.016	89.25	1:58.507	5	5	0
6	141		6	Ramone HUNTE	Yamaha R1 - my wallet.com	7	14:00.368	29.689	2.106	89.02	1:58.491	7	12	6
7	123	RET	1	Justin ROSE	Yamaha R1 - J. Rose roofing services	7	14:01.630	30.951	1.262	88.89	1:58.631	7	6	-1
8	85	C	1	Ben WOOD	Yamaha R1 -	7	14:01.650	30.971	0.020	88.89	1:58.130	4	7	-1
9	850	RET	2	Clinton WOOD	Suzuki GSXR1000 - CLINTON WOOD	7	14:04.076	33.397	2.426	88.63	1:58.830	4	8	-1
10	21*	C	2	Marc BETTS	Yamaha R1 - Alex James construction / ACRE	7	14:15.147	44.468	11.071	87.48	1:59.209	3	10	0
11	55	C	3	Kirt POWELL	- Kirt powell plumbing and heating	7	14:19.338	48.659	4.191	87.06	1:59.856	6	15	4
12	63	RET	3	Matthew WREN	Suzuki GSXR - TBR performance	7	14:20.374	49.695	1.036	86.95	2:00.083	7	11	-1
13	25	C	4	Howard BURCHNALL	Suzuki GSXR 1000R - H.B RACING	7	14:22.658	51.979	2.284	86.72	2:01.721	2	9	-4
14	36	C	5	Alan MORGAN	Suzuki GSXR 1000 - Little Duck Racing	7	14:33.332	1:02.653	10.674	85.66	2:02.199	4	14	0
15	16	C	6	Ryan BULL	Honda CBR1000RR - CSS Scaffolding LTD	7	14:35.766	1:05.087	2.434	85.42	2:02.741	3	13	-2
16	50	RET	4	Lee ELLIS	Honda CBR1000RR -	7	15:06.539	1:35.860	30.773	82.52	2:07.935	2	17	1
17	888	RET	5	Paul FAGG	Yamaha R1 4C8 - thebikeexperience.org	7	15:39.862	2:09.183	33.323	79.60	2:11.362	6	18	1
					NOT CLASSIFIED									
DNF	64			Mario GIAMPAGLIA	Suzuki GSXR 1000 - BES Electrical Ltd.	5	10:25.387	2 Laps	2 Laps	85.45	2:02.653	4	16	

FASTEST LAP

6	Brendan MALLINDER	Honda FIREBLADE - Team MALLY	4	1:54.297	93.51 mph	150.49 kph
85	C	Ben WOOD	Yamaha R1 -	4	1:58.130	90.47 mph	145.60 kph
123	RET	Justin ROSE	Yamaha R1 - J. Rose roofing services	7	1:58.631	90.09 mph	144.99 kph

*** No. 21 - 10 second penalty applied - jump start**
Class - 92.5% of Race Speed = 85.35 mph
Class RET - 92.5% of Race Speed = 82.22 mph
Class C - 92.5% of Race Speed = 82.22 mph

Weather / Track : Bright / Dry
These results are provisional until the conclusion of any judicial and technical matters.

Date: 27/06/2026 Start: 14:33 Finish: 14:46
Snetterton 300: 2.9689 miles

Clerk Of Course: Caroline Patterson / Tony MacBride	Timekeeper: Craig Smith	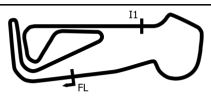

Results can be found at www.tsl-timing.com

Printed - 14:50 Saturday, 27 June 2026

TSL SPORTS TIMING TIMING SOLUTIONS LTD

BMCRC - MRO Championships - Rnd 5 @ Snetterton 300

Powerbikes inc Clubman 1000 & Retro 1000

RACE 8 - LAP CHART

LAP 1 @ 14:35:18.237

NO	BEHIND	LAP TIME
1		2:00.954
6	0.004	2:00.958
69	2.178	2:03.132
87	2.369	2:03.323
12	3.557	2:04.511
123	5.331	2:06.285
141	5.572	2:06.526
21	6.075	2:07.029
850	6.435	2:07.389
25	7.315	2:08.269
85	8.892	2:09.846
16	8.933	2:09.887
36	9.619	2:10.573
63	9.991	2:10.945
64	10.875	2:11.829
55	11.134	2:12.088
50	13.986	2:14.940
888	18.105	2:19.059

LAP 2 @ 14:37:13.073

NO	BEHIND	LAP TIME
6		1:54.832
1	0.436	1:55.272
69	3.891	1:56.549
87	6.270	1:58.737
12	6.717	1:57.996
123	10.384	1:59.889
141	10.393	1:59.657
850	11.049	1:59.450
21	11.499	2:00.260
85	13.332	1:59.276
25	14.200	2:01.721
16	17.516	2:03.419
36	18.057	2:03.274
63	18.672	2:03.517
55	18.818	2:02.520
64	20.411	2:04.372
50	27.085	2:07.935
888	34.932	2:11.663

LAP 3 @ 14:39:07.603

NO	BEHIND	LAP TIME
6		1:54.530
1	0.554	1:54.648
69	4.965	1:55.604
12	9.862	1:57.675
87	12.077	2:00.337
141	14.662	1:58.799
123	15.198	1:59.344
850	15.882	1:59.363
21	16.178	1:59.209
85	17.466	1:58.664
25	21.493	2:01.823
16	25.727	2:02.741
63	25.883	2:01.741
55	25.931	2:01.643
64	29.099	2:03.218
36	30.736	2:07.209
50	41.317	2:08.762
888	54.697	2:14.295

LAP 4 @ 14:41:01.900

NO	BEHIND	LAP TIME
6		1:54.297
1	1.688	1:55.431
69	7.029	1:56.361
12	13.780	1:58.215
87	17.208	1:59.428
141	19.630	1:59.265
123	19.644	1:58.743
850	20.415	1:58.830
21	21.162	1:59.281
85	21.299	1:58.130
25	30.052	2:02.856
63	33.815	2:02.229
55	34.008	2:02.374
16	35.372	2:03.942
64	37.455	2:02.653
36	38.638	2:02.199
50	55.548	2:08.528
888	1:14.330	2:13.930

LAP 5 @ 14:42:56.929

NO	BEHIND	LAP TIME
6		1:55.029
1	2.582	1:55.923
69	8.536	1:56.536
12	16.257	1:57.506
87	20.686	1:58.507
141	23.094	1:58.493
123	23.990	1:59.375
850	24.544	1:59.158
85	24.920	1:58.650
21	25.837	1:59.704
25	38.318	2:03.295
63	39.725	2:00.939
55	39.731	2:00.752
16	45.563	2:05.220
64	45.741	2:03.315
36	45.831	2:02.222
50	1:09.126	2:08.607
888	1:32.229	2:12.928

LAP 6 @ 14:44:51.918

NO	BEHIND	LAP TIME
6		1:54.989
1	4.082	1:56.489
69	10.501	1:56.954
12	19.373	1:58.105
87	24.436	1:58.739
141	27.242	1:59.137
123	28.364	1:59.363
85	28.476	1:58.545
850	29.419	1:59.864
21	30.360	1:59.512
55	44.598	1:59.856
63	45.656	2:00.920
25	46.031	2:02.702
36	55.617	2:04.775
16	56.233	2:05.659
50	1:22.846	2:08.709
888	1:48.602	2:11.362

LAP 7 @ 14:46:47.962

NO	BEHIND	LAP TIME
6		1:56.044
1	5.646	1:57.608
69	11.416	1:56.959
12	21.567	1:58.238
87	27.583	1:59.191
141	29.689	1:58.491
123	30.951	1:58.631
85	30.971	1:58.539
850	33.397	2:00.022
21	34.468	2:00.152
55	48.659	2:00.105
63	49.695	2:00.083
25	51.979	2:01.992
36	1:02.653	2:03.080
16	1:05.087	2:04.898
50	1:35.860	2:09.058
888	2:09.183	2:16.625

Weather / Track : Bright / Dry

Snetterton 300: 2.9689 miles
Date: 27/06/2026 Start: 14:33 Finish: 14:46

Results can be found at www.tsl-timing.com

Printed - 14:50 Saturday, 27 June 2026

BMCRC - MRO Championships - Rnd 5 @ Snetterton 300

Powerbikes inc Clubman 1000 & Retro 1000

RACE 8 - POSITION CHART

No	Name	Lap Pos	1	2	3	4	5	6	7
6	MALLINDER	1	1	6	6	6	6	6	6
1	HARDY	2	6	1	1	1	1	1	1
69	SETON	3	69	69	69	69	69	69	69
12	PALLETT	4	87	87	12	12	12	12	12
87	THOMPSON	5	12	12	87	87	87	87	87
123	ROSE	6	123	123	141	141	141	141	141
85	WOOD	7	141	141	123	123	123	123	123
850	WOOD	8	21	850	850	850	850	85	85
25	BURCHNALL	9	850	21	21	21	85	850	850
21	BETTS	10	25	85	85	85	21	21	21
63	WREN	11	85	25	25	25	25	55	55
141	HUNTE	12	16	16	16	63	63	63	63
16	BULL	13	36	36	63	55	55	25	25
36	MORGAN	14	63	63	55	16	16	36	36
55	POWELL	15	64	55	64	64	64	16	16
64	GIAMPAGLIA	16	55	64	36	36	36	50	50
50	ELLIS	17	50	50	50	50	50	888	888
888	FAGG	18	888	888	888	888	888		

Weather / Track : Bright / Dry

Snetterton 300: 2.9689 miles
Date: 27/06/2026 Start: 14:33 Finish: 14:46

Results can be found at www.tsl-timing.com

Printed - 14:50 Saturday, 27 June 2026

BMCRC - MRO Championships - Rnd 5 @ Snetterton 300

Powerbikes inc Clubman 1000 & Retro 1000

RACE 8 - SECTOR ANALYSIS

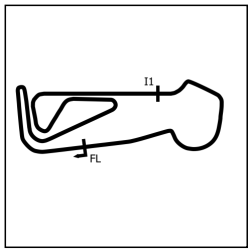

SECTOR 1 = FL to I1, SECTOR 2 = I1 to FL, DIFF = Difference To Personal Best Lap, P = Crossed Finish Line in Pit Lane, D = Time Disallowed

P1 6 Brendan MALLINDER — Honda FIREBLADE - Team MALLY

IDEAL LAP TIME : 1:54.297 BEST LAP TIME : 1:54.297 DIFFERENCE : 0.000

LAP	SECTOR 1	SECTOR 2	LAP TIME	MPH	DIFF	TIME OF DAY
1 -		38.941	2:00.958	88.36	6.661	14:35:18.241
2 -	1:16.629	38.203	1:54.832 (3)	93.07	0.535	14:37:13.073
3 -	1:16.365	38.165	1:54.530 (2)	93.32	0.233	14:39:07.603
4 -	***1:16.317***	***37.980***	***1:54.297 (1)***	***93.51***		***14:41:01.900***
5 -	1:16.624	38.405	1:55.029	92.91	0.732	14:42:56.929
6 -	1:16.505	38.484	1:54.989	92.94	0.692	14:44:51.918
7 -	1:17.001	39.043	1:56.044	92.10	1.747	14:46:47.962

P2 1 Maximus HARDY — Honda CBR1000RR - DAD

IDEAL LAP TIME : 1:54.648 BEST LAP TIME : 1:54.648 DIFFERENCE : 0.000

LAP	SECTOR 1	SECTOR 2	LAP TIME	MPH	DIFF	TIME OF DAY
1 -		39.051	2:00.954	88.36	6.306	14:35:18.237
2 -	1:16.779	38.493	1:55.272 (2)	92.72	0.624	14:37:13.509
3 -	***1:16.367***	***38.281***	***1:54.648 (1)***	***93.22***		***14:39:08.157***
4 -	1:16.700	38.731	1:55.431 (3)	92.59	0.783	14:41:03.588
5 -	1:16.938	38.985	1:55.923	92.19	1.275	14:42:59.511
6 -	1:17.481	39.008	1:56.489	91.75	1.841	14:44:56.000
7 -	1:18.173	39.435	1:57.608	90.87	2.960	14:46:53.608

P3 69 Phil SETON — Aprilia RSV4 - Seton Tuning

IDEAL LAP TIME : 1:55.604 BEST LAP TIME : 1:55.604 DIFFERENCE : 0.000

LAP	SECTOR 1	SECTOR 2	LAP TIME	MPH	DIFF	TIME OF DAY
1 -		39.583	2:03.132	86.80	7.528	14:35:20.415
2 -	1:17.625	38.924	1:56.549	91.70	0.945	14:37:16.964
3 -	***1:16.992***	***38.612***	***1:55.604 (1)***	***92.45***		***14:39:12.568***
4 -	1:17.322	39.039	1:56.361 (2)	91.85	0.757	14:41:08.929
5 -	1:17.382	39.154	1:56.536 (3)	91.71	0.932	14:43:05.465
6 -	1:17.873	39.081	1:56.954	91.38	1.350	14:45:02.419
7 -	1:17.666	39.293	1:56.959	91.38	1.355	14:46:59.378

P4 12 Matt PALLETT — Triumph 765RS - LRB ELECTRICAL & BUILDING SOLUTIONS

IDEAL LAP TIME : 1:57.051 BEST LAP TIME : 1:57.506 DIFFERENCE : 0.455

LAP	SECTOR 1	SECTOR 2	LAP TIME	MPH	DIFF	TIME OF DAY
1 -		39.897	2:04.511	85.84	7.005	14:35:21.794
2 -	1:18.226	39.770	1:57.996 (3)	90.58	0.490	14:37:19.790
3 -	1:18.532	***39.143***	1:57.675 (2)	90.82	0.169	14:39:17.465
4 -	1:18.123	40.092	1:58.215	90.41	0.709	14:41:15.680
5 -	***1:17.908***	39.598	***1:57.506 (1)***	***90.95***		***14:43:13.186***
6 -	1:18.851	39.254	1:58.105	90.49	0.599	14:45:11.291
7 -	1:18.752	39.486	1:58.238	90.39	0.732	14:47:09.529

P5 87 Karl THOMPSON — Honda FIREBLADE RR - #Teamrace/Bishops Lane Garage

IDEAL LAP TIME : 1:58.007 BEST LAP TIME : 1:58.507 DIFFERENCE : 0.500

LAP	SECTOR 1	SECTOR 2	LAP TIME	MPH	DIFF	TIME OF DAY
1 -		40.037	2:03.323	86.66	4.816	14:35:20.606
2 -	***1:18.369***	40.368	1:58.737 (2)	90.01	0.230	14:37:19.343
3 -	1:20.069	40.268	2:00.337	88.81	1.830	14:39:19.680
4 -	1:19.445	39.983	1:59.428	89.49	0.921	14:41:19.108
5 -	1:18.869	***39.638***	***1:58.507 (1)***	***90.18***		***14:43:17.615***
6 -	1:18.775	39.964	1:58.739 (3)	90.01	0.232	14:45:16.354
7 -	1:18.924	40.267	1:59.191	89.67	0.684	14:47:15.545

BMCRC - MRO Championships - Rnd 5 @ Snetterton 300

Powerbikes inc Clubman 1000 & Retro 1000

RACE 8 - SECTOR ANALYSIS

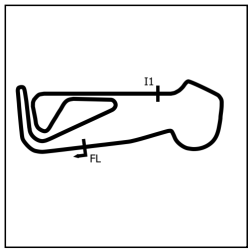

SECTOR 1 = FL to I1, SECTOR 2 = I1 to FL, DIFF = Difference To Personal Best Lap, P = Crossed Finish Line in Pit Lane, D = Time Disallowed

P6 **141** **Ramone HUNTE** Yamaha R1 - my wallet.com

IDEAL LAP TIME : 1:58.453 BEST LAP TIME : 1:58.491 DIFFERENCE : 0.038

LAP	SECTOR 1	SECTOR 2	LAP TIME		MPH	DIFF	TIME OF DAY
1 -		40.171	2:06.526		84.47	8.035	14:35:23.809
2 -	1:19.703	39.954	1:59.657		89.32	1.166	14:37:23.466
3 -	1:19.157	39.642	1:58.799	(3)	89.96	0.308	14:39:22.265
4 -	1:19.593	39.672	1:59.265		89.61	0.774	14:41:21.530
5 -	1:19.106	***39.387***	1:58.493	(2)	90.20	0.002	14:43:20.023
6 -	1:19.549	39.588	1:59.137		89.71	0.646	14:45:19.160
7 -	***1:19.066***	39.425	***1:58.491***	**(1)**	***90.20***		***14:47:17.651***

P7 **123** **RET** **Justin ROSE** Yamaha R1 - J. Rose roofing services

IDEAL LAP TIME : 1:58.227 BEST LAP TIME : 1:58.631 DIFFERENCE : 0.404

LAP	SECTOR 1	SECTOR 2	LAP TIME		MPH	DIFF	TIME OF DAY
1 -		40.378	2:06.285		84.63	7.654	14:35:23.568
2 -	1:19.757	40.132	1:59.889		89.14	1.258	14:37:23.457
3 -	1:19.946	***39.398***	1:59.344	(3)	89.55	0.713	14:39:22.801
4 -	***1:18.829***	39.914	1:58.743	(2)	90.01	0.112	14:41:21.544
5 -	1:19.861	39.514	1:59.375		89.53	0.744	14:43:20.919
6 -	1:19.604	39.759	1:59.363		89.54	0.732	14:45:20.282
7 -	1:18.954	39.677	***1:58.631***	**(1)**	***90.09***		***14:47:18.913***

P8 **85** **C** **Ben WOOD** Yamaha R1 -

IDEAL LAP TIME : 1:57.906 BEST LAP TIME : 1:58.130 DIFFERENCE : 0.224

LAP	SECTOR 1	SECTOR 2	LAP TIME		MPH	DIFF	TIME OF DAY
1 -		40.667	2:09.846		82.31	11.716	14:35:27.129
2 -	1:19.265	40.011	1:59.276		89.60	1.146	14:37:26.405
3 -	1:18.882	39.782	1:58.664		90.07	0.534	14:39:25.069
4 -	1:18.537	39.593	***1:58.130***	**(1)**	***90.47***		***14:41:23.199***
5 -	1:18.992	39.658	1:58.650		90.08	0.520	14:43:21.849
6 -	***1:18.521***	40.024	1:58.545	(3)	90.16	0.415	14:45:20.394
7 -	1:19.154	***39.385***	1:58.539	(2)	90.16	0.409	14:47:18.933

P9 **850** **RET** **Clinton WOOD** Suzuki GSXR1000 - CLINTON WOOD

IDEAL LAP TIME : 1:58.823 BEST LAP TIME : 1:58.830 DIFFERENCE : 0.007

LAP	SECTOR 1	SECTOR 2	LAP TIME		MPH	DIFF	TIME OF DAY
1 -		40.888	2:07.389		83.90	8.559	14:35:24.672
2 -	1:19.364	40.086	1:59.450		89.47	0.620	14:37:24.122
3 -	***1:19.233***	40.130	1:59.363	(3)	89.54	0.533	14:39:23.485
4 -	1:19.240	***39.590***	***1:58.830***	**(1)**	***89.94***		***14:41:22.315***
5 -	1:19.381	39.777	1:59.158	(2)	89.69	0.328	14:43:21.473
6 -	1:19.741	40.123	1:59.864		89.16	1.034	14:45:21.337
7 -	1:19.731	40.291	2:00.022		89.05	1.192	14:47:21.359

P10 **21** **C** **Marc BETTS** Yamaha R1 - Alex James construction / ACRE

IDEAL LAP TIME : 1:58.865 BEST LAP TIME : 1:59.209 DIFFERENCE : 0.344

LAP	SECTOR 1	SECTOR 2	LAP TIME		MPH	DIFF	TIME OF DAY
1 -		40.878	2:07.029		84.13	7.820	14:35:24.312
2 -	1:20.099	40.161	2:00.260		88.87	1.051	14:37:24.572
3 -	1:19.607	***39.602***	***1:59.209***	**(1)**	***89.65***		***14:39:23.781***
4 -	1:19.368	39.913	1:59.281	(2)	89.60	0.072	14:41:23.062
5 -	***1:19.263***	40.441	1:59.704		89.28	0.495	14:43:22.766
6 -	1:19.425	40.087	1:59.512	(3)	89.43	0.303	14:45:22.278
7 -	1:19.801	40.351	2:00.152		88.95	0.943	14:47:22.430

BMCRC - MRO Championships - Rnd 5 @ Snetterton 300

Powerbikes inc Clubman 1000 & Retro 1000

RACE 8 - SECTOR ANALYSIS

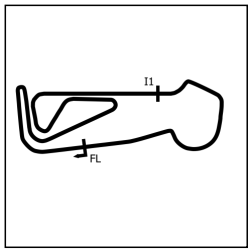

SECTOR 1 = FL to I1, SECTOR 2 = I1 to FL, DIFF = Difference To Personal Best Lap, P = Crossed Finish Line in Pit Lane, D = Time Disallowed

P11 55 C Kirt POWELL - Kirt powell plumbing and heating

IDEAL LAP TIME : 1:59.824 BEST LAP TIME : 1:59.856 DIFFERENCE : 0.032

LAP	SECTOR 1	SECTOR 2	LAP TIME	MPH	DIFF	TIME OF DAY
1 -		41.468	2:12.088	80.91	12.232	14:35:29.371
2 -	1:21.681	40.839	2:02.520	87.23	2.664	14:37:31.891
3 -	1:21.198	40.445	2:01.643	87.86	1.787	14:39:33.534
4 -	1:21.885	40.489	2:02.374	87.33	2.518	14:41:35.908
5 -	1:20.567	40.185	2:00.752 (3)	88.51	0.896	14:43:36.660
6 -	1:19.858	***39.998***	***1:59.856*** (1)	***89.17***		***14:45:36.516***
7 -	***1:19.826***	40.279	2:00.105 (2)	88.98	0.249	14:47:36.621

P12 63 RET Matthew WREN - Suzuki GSXR - TBR performance

IDEAL LAP TIME : 1:59.893 BEST LAP TIME : 2:00.083 DIFFERENCE : 0.190

LAP	SECTOR 1	SECTOR 2	LAP TIME	MPH	DIFF	TIME OF DAY
1 -		41.220	2:10.945	81.62	10.862	14:35:28.228
2 -	1:21.661	41.856	2:03.517	86.53	3.434	14:37:31.745
3 -	1:20.344	41.397	2:01.741	87.79	1.658	14:39:33.486
4 -	1:21.781	40.448	2:02.229	87.44	2.146	14:41:35.715
5 -	1:20.711	***40.228***	2:00.939 (3)	88.37	0.856	14:43:36.654
6 -	1:20.141	40.779	2:00.920 (2)	88.38	0.837	14:45:37.574
7 -	***1:19.665***	40.418	***2:00.083*** (1)	***89.00***		***14:47:37.657***

P13 25 C Howard BURCHNALL - Suzuki GSXR 1000R - H.B RACING

IDEAL LAP TIME : 2:01.638 BEST LAP TIME : 2:01.721 DIFFERENCE : 0.083

LAP	SECTOR 1	SECTOR 2	LAP TIME	MPH	DIFF	TIME OF DAY
1 -		40.659	2:08.269	83.32	6.548	14:35:25.552
2 -	***1:21.063***	40.658	***2:01.721*** (1)	***87.80***		***14:37:27.273***
3 -	1:21.248	***40.575***	2:01.823 (2)	87.73	0.102	14:39:29.096
4 -	1:22.055	40.801	2:02.856	86.99	1.135	14:41:31.952
5 -	1:22.477	40.818	2:03.295	86.68	1.574	14:43:35.247
6 -	1:21.449	41.253	2:02.702	87.10	0.981	14:45:37.949
7 -	1:21.243	40.749	2:01.992 (3)	87.61	0.271	14:47:39.941

P14 36 C Alan MORGAN - Suzuki GSXR 1000 - Little Duck Racing

IDEAL LAP TIME : 2:02.137 BEST LAP TIME : 2:02.199 DIFFERENCE : 0.062

LAP	SECTOR 1	SECTOR 2	LAP TIME	MPH	DIFF	TIME OF DAY
1 -		41.174	2:10.573	81.85	8.374	14:35:27.856
2 -	1:21.832	41.442	2:03.274	86.70	1.075	14:37:31.130
3 -	1:25.741	41.468	2:07.209	84.01	5.010	14:39:38.339
4 -	1:21.523	***40.676***	***2:02.199*** (1)	***87.46***		***14:41:40.538***
5 -	***1:21.461***	40.761	2:02.222 (2)	87.44	0.023	14:43:42.760
6 -	1:23.466	41.309	2:04.775	85.65	2.576	14:45:47.535
7 -	1:21.853	41.227	2:03.080 (3)	86.83	0.881	14:47:50.615

P15 16 C Ryan BULL - Honda CBR1000RR - CSS Scaffolding LTD

IDEAL LAP TIME : 2:02.209 BEST LAP TIME : 2:02.741 DIFFERENCE : 0.532

LAP	SECTOR 1	SECTOR 2	LAP TIME	MPH	DIFF	TIME OF DAY
1 -		***40.989***	2:09.887	82.28	7.146	14:35:27.170
2 -	1:22.270	41.149	2:03.419 (2)	86.59	0.678	14:37:30.589
3 -	***1:21.220***	41.521	***2:02.741*** (1)	***87.07***		***14:39:33.330***
4 -	1:22.121	41.821	2:03.942 (3)	86.23	1.201	14:41:37.272
5 -	1:23.208	42.012	2:05.220	85.35	2.479	14:43:42.492
6 -	1:24.240	41.419	2:05.659	85.05	2.918	14:45:48.151
7 -	1:22.961	41.937	2:04.898	85.57	2.157	14:47:53.049

BMCRC - MRO Championships - Rnd 5 @ Snetterton 300

Powerbikes inc Clubman 1000 & Retro 1000

RACE 8 - SECTOR ANALYSIS

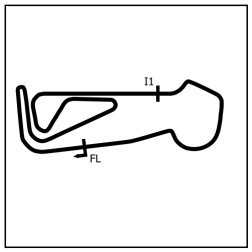

SECTOR 1 = FL to I1, SECTOR 2 = I1 to FL, DIFF = Difference To Personal Best Lap, P = Crossed Finish Line in Pit Lane, D = Time Disallowed

P16 50 RET Lee ELLIS — Honda CBR1000RR -

IDEAL LAP TIME : 2:07.042 BEST LAP TIME : 2:07.935 DIFFERENCE : 0.893

LAP	SECTOR 1	SECTOR 2	LAP TIME	MPH	DIFF	TIME OF DAY
1 -		***42.559***	2:14.940	79.20	7.005	14:35:32.223
2 -	***1:24.483***	43.452	***2:07.935*** **(1)**	***83.54***		***14:37:40.158***
3 -	1:25.458	43.304	2:08.762	83.00	0.827	14:39:48.920
4 -	1:25.345	43.183	2:08.528 **(2)**	83.15	0.593	14:41:57.448
5 -	1:25.087	43.520	2:08.607 **(3)**	83.10	0.672	14:44:06.055
6 -	1:25.383	43.326	2:08.709	83.04	0.774	14:46:14.764
7 -	1:25.348	43.710	2:09.058	82.81	1.123	14:48:23.822

P17 888 RET Paul FAGG — Yamaha R1 4C8 - thebikeexperience.org

IDEAL LAP TIME : 2:11.128 BEST LAP TIME : 2:11.362 DIFFERENCE : 0.234

LAP	SECTOR 1	SECTOR 2	LAP TIME	MPH	DIFF	TIME OF DAY
1 -		43.962	2:19.059	76.85	7.697	14:35:36.342
2 -	***1:27.865***	43.798	2:11.663 **(2)**	81.17	0.301	14:37:48.005
3 -	1:29.958	44.337	2:14.295	79.58	2.933	14:40:02.300
4 -	1:29.487	44.443	2:13.930	79.80	2.568	14:42:16.230
5 -	1:29.006	43.922	2:12.928 **(3)**	80.40	1.566	14:44:29.158
6 -	1:28.099	***43.263***	***2:11.362*** **(1)**	***81.36***		***14:46:40.520***
7 -	1:29.887	46.738	2:16.625	78.22	5.263	14:48:57.145

P18 64 Mario GIAMPAGLIA — Suzuki GSXR 1000 - BES Electrical Ltd.

IDEAL LAP TIME : 2:02.608 BEST LAP TIME : 2:02.653 DIFFERENCE : 0.045

LAP	SECTOR 1	SECTOR 2	LAP TIME	MPH	DIFF	TIME OF DAY
1 -		41.376	2:11.829	81.07	9.176	14:35:29.112
2 -	1:22.496	41.876	2:04.372	85.93	1.719	14:37:33.484
3 -	***1:21.941***	41.277	2:03.218 **(2)**	86.74	0.565	14:39:36.702
4 -	1:21.986	***40.667***	***2:02.653*** **(1)**	***87.14***		***14:41:39.355***
5 -	1:22.123	41.192	2:03.315 **(3)**	86.67	0.662	14:43:42.670
6 -	1:23.562					

BMCRC - MRO Championships - Rnd 5 @ Snetterton 300

Powerbikes inc Clubman 1000 & Retro 1000

RACE 8 - BEST SECTORS

	SECTOR 1		SECTOR 2	
POS	NO	TIME	NO	TIME
1	**6**	**1:16.317**	**6**	**37.980**
2	**1**	**1:16.367**	**1**	**38.281**
3	**69**	**1:16.992**	**69**	**38.612**
4	**12**	**1:17.908**	**12**	**39.143**
5	**87**	**1:18.369**	**85**	**39.385**
6	**85**	**1:18.521**	**141**	**39.387**
7	**123**	**1:18.829**	**123**	**39.398**
8	**141**	**1:19.066**	**850**	**39.590**
9	**850**	**1:19.233**	**21**	**39.602**
10	**21**	**1:19.263**	**87**	**39.638**
11	**63**	**1:19.665**	**55**	**39.998**
12	**55**	**1:19.826**	**63**	**40.228**
13	**25**	**1:21.063**	**25**	**40.575**
14	**16**	**1:21.220**	**64**	**40.667**
15	**36**	**1:21.461**	**36**	**40.676**
16	**64**	**1:21.941**	**16**	**40.989**
17	**50**	**1:24.483**	**50**	**42.559**
18	**888**	**1:27.865**	**888**	**43.263**

IDEAL / BEST COMPARISON

				IDEAL	BEST	DIFF
			PERFECT LAP	**1:54.297**		
1	**6**	MALLINDER		1:54.297	1:54.297	**0.000**
2	**1**	HARDY		1:54.648	1:54.648	**0.000**
3	**69**	SETON		1:55.604	1:55.604	**0.000**
4	**12**	PALLETT		1:57.051	1:57.506	**0.455**
5	**85**	WOOD		1:57.906	1:58.130	**0.224**
6	**87**	THOMPSON		1:58.007	1:58.507	**0.500**
7	**123**	ROSE		1:58.227	1:58.631	**0.404**
8	**141**	HUNTE		1:58.453	1:58.491	**0.038**
9	**850**	WOOD		1:58.823	1:58.830	**0.007**
10	**21**	BETTS		1:58.865	1:59.209	**0.344**
11	**55**	POWELL		1:59.824	1:59.856	**0.032**
12	**63**	WREN		1:59.893	2:00.083	**0.190**
13	**25**	BURCHNALL		2:01.638	2:01.721	**0.083**
14	**36**	MORGAN		2:02.137	2:02.199	**0.062**
15	**16**	BULL		2:02.209	2:02.741	**0.532**
16	**64**	GIAMPAGLIA		2:02.608	2:02.653	**0.045**
17	**50**	ELLIS		2:07.042	2:07.935	**0.893**
18	**888**	FAGG		2:11.128	2:11.362	**0.234**

Weather / Track : Bright / Dry

Snetterton 300: 2.9689 miles
Date: 27/06/2026 Start: 14:33 Finish: 14:46

Results can be found at www.tsl-timing.com

Printed - 14:50 Saturday, 27 June 2026

BMCRC - MRO Championships - Rnd 5 @ Snetterton 300

Powerbikes inc Clubman 1000 & Retro 1000

RACE 8 - STATISTICS

Competitors Started	18
Planned Start	2026-06-27 @ 14:40:00.000
Actual Start	2026-06-27 @ 14:33:17.282
Finish Time	2026-06-27 @ 14:46:47.961
Track Length	2.9689mi.
Total Laps	124
Total Distance Covered	368.1450mi.

Session Fastest Lap History

NO	CL	NAME	LAP TIME	TIME OF DAY	LAP	VEHICLE
6		**Brendan MALLINDER**	**1:54.832**	14:37:13.073	2	Honda FIREBLADE
6		**Brendan MALLINDER**	**1:54.530**	14:39:07.603	3	Honda FIREBLADE
6		**Brendan MALLINDER**	**1:54.297**	14:41:01.900	4	Honda FIREBLADE

Session Leader History

NO	CL	NAME	FROM LAP	LAPS LED	DISTANCE	VEHICLE
1		**Maximus HARDY**	1	1	2.96 miles	Honda CBR1000RR
6		**Brendan MALLINDER**	2	6	17.81 miles	Honda FIREBLADE

Flag History

TYPE	TIME OF DAY
GREEN	14:33:17.282
FINISH	14:46:47.961

Flag Statistics

TYPE	COUNT	TOTAL LAPS	TOTAL TIME
Green	1	7	15:51.483
Red	0	0	0.000
Safety Car	0	0	0.000
FCY	0	0	0.000

BMCRC - MRO Championships - Rnd 5 @ Snetterton 300

Powerbikes inc Clubman 1000 & Retro 1000

RACE 8 - STATISTICS

CLASS : 7 Starters

Fastest Lap History

NO	NAME	LAP TIME	TIME OF DAY	LAP	VEHICLE
6	**Brendan MALLINDER**	**1:54.832**	14:37:13.073	2	Honda FIREBLADE
6	**Brendan MALLINDER**	**1:54.530**	14:39:07.603	3	Honda FIREBLADE
6	**Brendan MALLINDER**	**1:54.297**	14:41:01.900	4	Honda FIREBLADE

Leader History

NO	NAME	FROM LAP	LAPS LED	DISTANCE	VEHICLE
1	**Maximus HARDY**	1	1	2.96 miles	Honda CBR1000RR
6	**Brendan MALLINDER**	2	6	17.81 miles	Honda FIREBLADE

BMCRC - MRO Championships - Rnd 5 @ Snetterton 300

Powerbikes inc Clubman 1000 & Retro 1000

RACE 8 - STATISTICS

CLASS : C

6 Starters

Fastest Lap History

NO	NAME	LAP TIME	TIME OF DAY	LAP	VEHICLE
21	**Marc BETTS**	**2:00.260**	14:37:24.572	2	Yamaha R1
85	**Ben WOOD**	**1:59.276**	14:37:26.405	2	Yamaha R1
21	**Marc BETTS**	**1:59.209**	14:39:23.781	3	Yamaha R1
85	**Ben WOOD**	**1:58.664**	14:39:25.069	3	Yamaha R1
85	**Ben WOOD**	**1:58.130**	14:41:23.199	4	Yamaha R1

Leader History

NO	NAME	FROM LAP	LAPS LED	DISTANCE	VEHICLE
21	**Marc BETTS**	1	4	11.87 miles	Yamaha R1
85	**Ben WOOD**	5	3	8.90 miles	Yamaha R1

Weather / Track : Bright / Dry

Snetterton 300: 2.9689 miles
Date: 27/06/2026 Start: 14:33 Finish: 14:46

BMCRC - MRO Championships - Rnd 5 @ Snetterton 300

Powerbikes inc Clubman 1000 & Retro 1000

RACE 8 - STATISTICS

CLASS : RET

5 Starters

Fastest Lap History

NO	NAME	LAP TIME	TIME OF DAY	LAP	VEHICLE
123	**Justin ROSE**	**1:59.889**	14:37:23.457	2	Yamaha R1
850	**Clinton WOOD**	**1:59.450**	14:37:24.122	2	Suzuki GSXR1000
123	**Justin ROSE**	**1:59.344**	14:39:22.801	3	Yamaha R1
123	**Justin ROSE**	**1:58.743**	14:41:21.544	4	Yamaha R1
123	**Justin ROSE**	**1:58.631**	14:47:18.913	7	Yamaha R1

Leader History

NO	NAME	FROM LAP	LAPS LED	DISTANCE	VEHICLE
123	**Justin ROSE**	1	7	20.78 miles	Yamaha R1

MRO POWERBIKES | MRO CLUBMAN 1000 CUP | MRO RETRO 1000S

BMCRC - MRO Championships - Rnd 5 @ Snetterton 300

Powerbikes inc Clubman 1000 & Retro 1000

RACE 17 - GRID (7 Laps)



These results are provisional until the conclusion of any judicial and technical matters.

Snetterton 300: 2.9689 miles

Clerk Of Course: Caroline Patterson / Tony MacBride	Timekeeper: Craig Smith	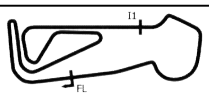

Results can be found at www.tsl-timing.com

Printed - 14:51 Saturday, 27 June 2026

TSL SPORTS TIMING TIMING SOLUTIONS LTD







BMCRC - MRO Championships - Rnd 5 @ Snetterton 300

Powerbikes inc Clubman 1000 & Retro 1000

RACE 17 - CLASSIFICATION

Race Distance: 7 Laps / 20.78 miles

POS	NO	CL	PIC	NAME	ENTRY	LAPS	TIME	GAP	DIFF	MPH	BEST	ON	GRD	↑↓
1	6		1	Brendan MALLINDER	Honda FIREBLADE - Team MALLY	7	13:32.910			92.03	1:54.465	5	1	0
2	1		2	Maximus HARDY	Honda CBR1000RR - DAD	7	13:36.386	3.476	3.476	91.64	1:55.617	5	2	0
3	69		3	Phil SETON	Aprilia RSV4 - Seton Tuning	7	13:46.016	13.106	9.630	90.57	1:56.374	3	3	0
4	141		4	Ramone HUNTE	Yamaha R1 - my wallet.com	7	13:54.875	21.965	8.859	89.61	1:58.006	2	6	2
5	87		5	Karl THOMPSON	Honda FIREBLADE RR - #Teamrace/Bishops Lane Garage	7	13:57.542	24.632	2.667	89.32	1:58.033	6	7	2
6	55	C	1	Kirt POWELL	- Kirt powell plumbing and heating	7	14:02.056	29.146	4.514	88.84	1:58.394	5	11	5
7	12		6	Matt PALLETT	Triumph 765RS - LRB ELECTRICAL & BUILDING SOLUTIO	7	14:05.830	32.920	3.774	88.45	1:57.553	7	4	-3
8	25	C	2	Howard BURCHNALL	Suzuki GSXR 1000R - H.B RACING	7	14:10.385	37.475	4.555	87.97	1:59.763	3	13	5
9	850	RET	1	Clinton WOOD	Suzuki GSXR1000 - CLINTON WOOD	7	14:10.900	37.990	0.515	87.92	2:00.245	7	9	0
10	21	C	3	Marc BETTS	Yamaha R1 - Alex James construction / ACRE	7	14:11.337	38.427	0.437	87.88	2:00.264	4	10	0
11	63	RET	2	Matthew WREN	Suzuki GSXR - TBR performance	7	14:14.703	41.793	3.366	87.53	1:59.811	3	12	1
12	85	C	4	Ben WOOD	Yamaha R1 -	7	14:17.927	45.017	3.224	87.20	1:59.824	2	5	-7
13	36	C	5	Alan MORGAN	Suzuki GSXR 1000 - Little Duck Racing	7	14:33.578	1:00.668	15.651	85.64	2:03.187	6	14	1
14	16	C	6	Ryan BULL	Honda CBR1000RR - CSS Scaffolding LTD	7	14:42.883	1:09.973	9.305	84.74	2:03.584	5	16	2
15	50	RET	3	Lee ELLIS	Honda CBR1000RR -	7	15:29.721	1:56.811	46.838	80.47	2:10.624	2	17	2
					NOT CLASSIFIED									
DNF	64			Mario GIAMPAGLIA	Suzuki GSXR 1000 - BES Electrical Ltd.	5	10:18.930	2 Laps	2 Laps	86.34	2:01.191	2	15	

FASTEST LAP

6	Brendan MALLINDER	Honda FIREBLADE - Team MALLY	5	1:54.465	93.37 mph	150.27 kph
55	C	Kirt POWELL	- Kirt powell plumbing and heating	5	1:58.394	90.27 mph	145.28 kph
63	RET	Matthew WREN	Suzuki GSXR - TBR performance	3	1:59.811	89.20 mph	143.56 kph

Class - 92.5% of Race Speed = 85.12 mph
Class C - 92.5% of Race Speed = 82.17 mph
Class RET - 92.5% of Race Speed = 81.32 mph

Weather / Track : Cloudy / Dry
These results are provisional until the conclusion of any judicial and technical matters.

Date: 27/06/2026 Start: 17:43 Finish: 17:57
Snetterton 300: 2.9689 miles

Clerk Of Course: Caroline Patterson / Tony MacBride	Timekeeper: Craig Smith	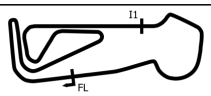

Results can be found at www.tsl-timing.com

Printed - 18:00 Saturday, 27 June 2026







BMCRC - MRO Championships - Rnd 5 @ Snetterton 300

Powerbikes inc Clubman 1000 & Retro 1000

RACE 17 - LAP CHART

LAP 1 @ 17:45:54.169

NO	BEHIND	LAP TIME
6		1:59.500
1	2.191	2:01.691
141	3.201	2:02.701
69	3.768	2:03.268
87	5.526	2:05.026
85	6.589	2:06.089
55	7.543	2:07.043
12	8.087	2:07.587
850	8.353	2:07.853
21	8.614	2:08.114
25	8.776	2:08.276
63	9.644	2:09.144
36	10.572	2:10.072
64	10.751	2:10.251
16	12.517	2:12.017
50	17.835	2:17.335
87	16.021	1:59.700
55	17.564	1:59.047
85	21.610	2:00.608
25	22.177	2:00.333
12	23.019	2:00.759
850	23.279	2:00.437
21	23.581	2:00.264
63	23.889	2:00.288
64	29.354	2:02.614
36	34.740	2:03.604
16	36.892	2:03.848
50	1:04.769	2:11.503
36	1:00.668	2:04.381
16	1:09.973	2:08.193
50	1:56.811	2:12.816

LAP 2 @ 17:47:49.336

NO	BEHIND	LAP TIME
6		1:55.167
1	3.118	1:56.094
69	5.502	1:56.901
141	6.040	1:58.006
87	9.228	1:58.869
85	11.246	1:59.824
55	11.667	1:59.291
12	12.480	1:59.560
25	13.922	2:00.313
850	14.038	2:00.852
21	14.453	2:01.006
63	15.631	2:01.154
64	16.775	2:01.191
36	19.280	2:03.875
16	21.128	2:03.778
50	33.292	2:10.624

LAP 3 @ 17:49:45.333

NO	BEHIND	LAP TIME
6		1:55.997
1	2.939	1:55.818
69	5.879	1:56.374
141	8.478	1:58.435
87	12.165	1:58.934
55	14.361	1:58.691
85	16.846	2:01.597
25	17.688	1:59.763
12	18.104	2:01.621
850	18.686	2:00.645
21	19.161	2:00.705
63	19.445	1:59.811
64	22.584	2:01.806
36	26.980	2:03.697
16	28.888	2:03.757
50	49.110	2:11.815

LAP 4 @ 17:51:41.177

NO	BEHIND	LAP TIME
6		1:55.844
1	2.982	1:55.887
69	6.758	1:56.723
141	11.091	1:58.457

LAP 5 @ 17:53:35.642

NO	BEHIND	LAP TIME
6		1:54.465
1	4.134	1:55.617
69	10.170	1:57.877
141	16.021	1:59.395
87	20.479	1:58.923
55	21.493	1:58.394
85	27.865	2:00.720
12	28.708	2:00.154
25	28.843	2:01.131
850	29.311	2:00.497
21	29.747	2:00.631
63	30.096	2:00.672
64	37.957	2:03.068
36	45.037	2:04.762
16	46.011	2:03.584
50	1:23.210	2:12.906

LAP 6 @ 17:55:30.711

NO	BEHIND	LAP TIME
6		1:55.069
1	4.693	1:55.628
69	12.509	1:57.408
141	19.736	1:58.784
87	23.443	1:58.033
55	25.698	1:59.274
12	32.235	1:58.596
85	33.007	2:00.211
25	33.675	1:59.901
850	34.613	2:00.371
21	35.006	2:00.328
63	36.543	2:01.516
36	53.155	2:03.187
16	58.648	2:07.706
50	1:40.863	2:12.722

LAP 7 @ 17:57:27.579

NO	BEHIND	LAP TIME
6		1:56.868
1	3.476	1:55.651
69	13.106	1:57.465
141	21.965	1:59.097
87	24.632	1:58.057
55	29.146	2:00.316
12	32.920	1:57.553
25	37.475	2:00.668
850	37.990	2:00.245
21	38.427	2:00.289
63	41.793	2:02.118
85	45.017	2:08.878

Weather / Track : Cloudy / Dry

Snetterton 300: 2.9689 miles
Date: 27/06/2026 Start: 17:43 Finish: 17:57

Results can be found at www.tsl-timing.com

Printed - 18:00 Saturday, 27 June 2026

BMCRC - MRO Championships - Rnd 5 @ Snetterton 300

Powerbikes inc Clubman 1000 & Retro 1000

RACE 17 - POSITION CHART

No	Name	Lap Pos	1	2	3	4	5	6	7
6	MALLINDER	1	6	6	6	6	6	6	6
1	HARDY	2	1	1	1	1	1	1	1
69	SETON	3	141	69	69	69	69	69	69
12	PALLETT	4	69	141	141	141	141	141	141
85	WOOD	5	87	87	87	87	87	87	87
141	HUNTE	6	85	85	55	55	55	55	55
87	THOMPSON	7	55	55	85	85	85	12	12
850	WOOD	8	12	12	25	25	12	85	25
21	BETTS	9	850	25	12	12	25	25	850
55	POWELL	10	21	850	850	850	850	850	21
63	WREN	11	25	21	21	21	21	21	63
25	BURCHNALL	12	63	63	63	63	63	63	85
36	MORGAN	13	36	64	64	64	64	36	36
64	GIAMPAGLIA	14	64	36	36	36	36	16	16
16	BULL	15	16	16	16	16	16	50	50
50	ELLIS	16	50	50	50	50	50		

Weather / Track : Cloudy / Dry

Snetterton 300: 2.9689 miles
Date: 27/06/2026 Start: 17:43 Finish: 17:57

Results can be found at www.tsl-timing.com

Printed - 18:00 Saturday, 27 June 2026

BMCRC - MRO Championships - Rnd 5 @ Snetterton 300

Powerbikes inc Clubman 1000 & Retro 1000

RACE 17 - SECTOR ANALYSIS

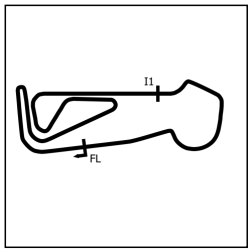

SECTOR 1 = FL to I1, SECTOR 2 = I1 to FL, DIFF = Difference To Personal Best Lap, P = Crossed Finish Line in Pit Lane, D = Time Disallowed

P1 6 Brendan MALLINDER — Honda FIREBLADE - Team MALLY

IDEAL LAP TIME : 1:54.465 BEST LAP TIME : 1:54.465 DIFFERENCE : 0.000

LAP	SECTOR 1	SECTOR 2	LAP TIME	MPH	DIFF	TIME OF DAY
1 -		38.463	1:59.500	89.43	5.035	17:45:54.169
2 -	1:16.486	38.681	1:55.167 (3)	92.80	0.702	17:47:49.336
3 -	1:17.060	38.937	1:55.997	92.14	1.532	17:49:45.333
4 -	1:17.323	38.521	1:55.844	92.26	1.379	17:51:41.177
5 -	***1:16.146***	***38.319***	***1:54.465 (1)***	***93.37***		***17:53:35.642***
6 -	1:16.649	38.420	1:55.069 (2)	92.88	0.604	17:55:30.711
7 -	1:17.683	39.185	1:56.868	91.45	2.403	17:57:27.579

P2 1 Maximus HARDY — Honda CBR1000RR - DAD

IDEAL LAP TIME : 1:55.602 BEST LAP TIME : 1:55.617 DIFFERENCE : 0.015

LAP	SECTOR 1	SECTOR 2	LAP TIME	MPH	DIFF	TIME OF DAY
1 -		38.788	2:01.691	87.82	6.074	17:45:56.360
2 -	1:17.265	38.829	1:56.094	92.06	0.477	17:47:52.454
3 -	1:17.028	38.790	1:55.818	92.28	0.201	17:49:48.272
4 -	1:16.996	38.891	1:55.887	92.22	0.270	17:51:44.159
5 -	1:16.885	***38.732***	***1:55.617 (1)***	***92.44***		***17:53:39.776***
6 -	***1:16.870***	38.758	1:55.628 (2)	92.43	0.011	17:55:35.404
7 -	1:16.880	38.771	1:55.651 (3)	92.41	0.034	17:57:31.055

P3 69 Phil SETON — Aprilia RSV4 - Seton Tuning

IDEAL LAP TIME : 1:56.374 BEST LAP TIME : 1:56.374 DIFFERENCE : 0.000

LAP	SECTOR 1	SECTOR 2	LAP TIME	MPH	DIFF	TIME OF DAY
1 -		39.261	2:03.268	86.70	6.894	17:45:57.937
2 -	1:17.772	39.129	1:56.901 (3)	91.42	0.527	17:47:54.838
3 -	***1:17.439***	***38.935***	***1:56.374 (1)***	***91.84***		***17:49:51.212***
4 -	1:17.626	39.097	1:56.723 (2)	91.56	0.349	17:51:47.935
5 -	1:18.479	39.398	1:57.877	90.67	1.503	17:53:45.812
6 -	1:18.285	39.123	1:57.408	91.03	1.034	17:55:43.220
7 -	1:18.117	39.348	1:57.465	90.98	1.091	17:57:40.685

P4 141 Ramone HUNTE — Yamaha R1 - my wallet.com

IDEAL LAP TIME : 1:57.692 BEST LAP TIME : 1:58.006 DIFFERENCE : 0.314

LAP	SECTOR 1	SECTOR 2	LAP TIME	MPH	DIFF	TIME OF DAY
1 -		***38.912***	2:02.701	87.10	4.695	17:45:57.370
2 -	***1:18.780***	39.226	***1:58.006 (1)***	***90.57***		***17:47:55.376***
3 -	1:19.146	39.289	1:58.435 (2)	90.24	0.429	17:49:53.811
4 -	1:19.111	39.346	1:58.457 (3)	90.22	0.451	17:51:52.268
5 -	1:19.531	39.864	1:59.395	89.51	1.389	17:53:51.663
6 -	1:19.470	39.314	1:58.784	89.97	0.778	17:55:50.447
7 -	1:19.236	39.861	1:59.097	89.74	1.091	17:57:49.544

P5 87 Karl THOMPSON — Honda FIREBLADE RR - #Teamrace/Bishops Lane Garage

IDEAL LAP TIME : 1:57.931 BEST LAP TIME : 1:58.033 DIFFERENCE : 0.102

LAP	SECTOR 1	SECTOR 2	LAP TIME	MPH	DIFF	TIME OF DAY
1 -		39.670	2:05.026	85.48	6.993	17:45:59.695
2 -	1:18.579	40.290	1:58.869 (3)	89.91	0.836	17:47:58.564
3 -	1:19.098	39.836	1:58.934	89.86	0.901	17:49:57.498
4 -	1:19.194	40.506	1:59.700	89.29	1.667	17:51:57.198
5 -	1:19.107	39.816	1:58.923	89.87	0.890	17:53:56.121
6 -	***1:18.435***	39.598	***1:58.033 (1)***	***90.55***		***17:55:54.154***
7 -	1:18.561	***39.496***	1:58.057 (2)	90.53	0.024	17:57:52.211

Weather / Track : Cloudy / Dry

Snetterton 300: 2.9689 miles
Date: 27/06/2026 Start: 17:43 Finish: 17:57

BMCRC - MRO Championships - Rnd 5 @ Snetterton 300

Powerbikes inc Clubman 1000 & Retro 1000

RACE 17 - SECTOR ANALYSIS

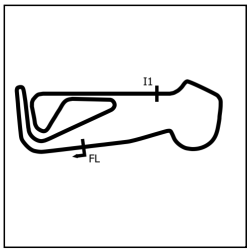

SECTOR 1 = FL to I1, SECTOR 2 = I1 to FL, DIFF = Difference To Personal Best Lap, P = Crossed Finish Line in Pit Lane, D = Time Disallowed

P6 55 C Kirt POWELL - Kirt powell plumbing and heating

IDEAL LAP TIME : 1:58.394 BEST LAP TIME : 1:58.394 DIFFERENCE : 0.000

LAP	SECTOR 1	SECTOR 2	LAP TIME	MPH	DIFF	TIME OF DAY
1 -		40.498	2:07.043	84.12	8.649	17:46:01.712
2 -	1:19.062	40.229	1:59.291	89.59	0.897	17:48:01.003
3 -	1:19.038	39.653	1:58.691 (2)	90.04	0.297	17:49:59.694
4 -	1:19.229	39.818	1:59.047 (3)	89.78	0.653	17:51:58.741
5 -	***1:18.767***	***39.627***	***1:58.394 (1)***	***90.27***		***17:53:57.135***
6 -	1:19.347	39.927	1:59.274	89.60	0.880	17:55:56.409
7 -	1:19.458	40.858	2:00.316	88.83	1.922	17:57:56.725

P7 12 Matt PALLETT Triumph 765RS - LRB ELECTRICAL & BUILDING SOLUTIONS

IDEAL LAP TIME : 1:57.553 BEST LAP TIME : 1:57.553 DIFFERENCE : 0.000

LAP	SECTOR 1	SECTOR 2	LAP TIME	MPH	DIFF	TIME OF DAY
1 -		40.962	2:07.587	83.77	10.034	17:46:02.256
2 -	1:19.340	40.220	1:59.560 (3)	89.39	2.007	17:48:01.816
3 -	1:20.410	41.211	2:01.621	87.88	4.068	17:50:03.437
4 -	1:20.457	40.302	2:00.759	88.50	3.206	17:52:04.196
5 -	1:20.175	39.979	2:00.154	88.95	2.601	17:54:04.350
6 -	1:19.001	39.595	1:58.596 (2)	90.12	1.043	17:56:02.946
7 -	***1:18.465***	***39.088***	***1:57.553 (1)***	***90.92***		***17:58:00.499***

P8 25 C Howard BURCHNALL Suzuki GSXR 1000R - H.B RACING

IDEAL LAP TIME : 1:59.388 BEST LAP TIME : 1:59.763 DIFFERENCE : 0.375

LAP	SECTOR 1	SECTOR 2	LAP TIME	MPH	DIFF	TIME OF DAY
1 -		40.484	2:08.276	83.32	8.513	17:46:02.945
2 -	1:20.162	40.151	2:00.313 (3)	88.83	0.550	17:48:03.258
3 -	***1:19.648***	40.115	***1:59.763 (1)***	***89.24***		***17:50:03.021***
4 -	1:19.820	40.513	2:00.333	88.82	0.570	17:52:03.354
5 -	1:21.090	40.041	2:01.131	88.23	1.368	17:54:04.485
6 -	1:20.161	***39.740***	1:59.901 (2)	89.14	0.138	17:56:04.386
7 -	1:20.296	40.372	2:00.668	88.57	0.905	17:58:05.054

P9 850 RET Clinton WOOD Suzuki GSXR1000 - CLINTON WOOD

IDEAL LAP TIME : 2:00.026 BEST LAP TIME : 2:00.245 DIFFERENCE : 0.219

LAP	SECTOR 1	SECTOR 2	LAP TIME	MPH	DIFF	TIME OF DAY
1 -		40.771	2:07.853	83.59	7.608	17:46:02.522
2 -	1:20.305	40.547	2:00.852	88.43	0.607	17:48:03.374
3 -	1:20.366	***40.279***	2:00.645	88.59	0.400	17:50:04.019
4 -	1:20.150	40.287	2:00.437 (3)	88.74	0.192	17:52:04.456
5 -	1:20.177	40.320	2:00.497	88.69	0.252	17:54:04.953
6 -	1:20.090	40.281	2:00.371 (2)	88.79	0.126	17:56:05.324
7 -	***1:19.747***	40.498	***2:00.245 (1)***	***88.88***		***17:58:05.569***

P10 21 C Marc BETTS Yamaha R1 - Alex James construction / ACRE

IDEAL LAP TIME : 1:59.941 BEST LAP TIME : 2:00.264 DIFFERENCE : 0.323

LAP	SECTOR 1	SECTOR 2	LAP TIME	MPH	DIFF	TIME OF DAY
1 -		40.743	2:08.114	83.42	7.850	17:46:02.783
2 -	1:20.562	40.444	2:01.006	88.32	0.742	17:48:03.789
3 -	1:20.211	40.494	2:00.705	88.54	0.441	17:50:04.494
4 -	1:20.017	***40.247***	***2:00.264 (1)***	***88.87***		***17:52:04.758***
5 -	1:20.229	40.402	2:00.631	88.60	0.367	17:54:05.389
6 -	1:19.923	40.405	2:00.328 (3)	88.82	0.064	17:56:05.717
7 -	***1:19.694***	40.595	2:00.289 (2)	88.85	0.025	17:58:06.006

BMCRC - MRO Championships - Rnd 5 @ Snetterton 300

Powerbikes inc Clubman 1000 & Retro 1000

RACE 17 - SECTOR ANALYSIS

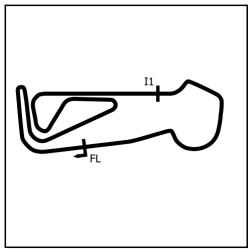

SECTOR 1 = FL to I1, SECTOR 2 = I1 to FL, DIFF = Difference To Personal Best Lap, P = Crossed Finish Line in Pit Lane, D = Time Disallowed

P11 63 RET Matthew WREN — Suzuki GSXR - TBR performance

IDEAL LAP TIME : 1:59.811 BEST LAP TIME : 1:59.811 DIFFERENCE : 0.000

LAP	SECTOR 1	SECTOR 2	LAP TIME		MPH	DIFF	TIME OF DAY
1 -		40.783	2:09.144		82.76	9.333	17:46:03.813
2 -	1:20.726	40.428	2:01.154		88.21	1.343	17:48:04.967
3 -	***1:19.719***	***40.092***	***1:59.811***	***(1)***	***89.20***		***17:50:04.778***
4 -	1:20.131	40.157	2:00.288	**(2)**	88.85	0.477	17:52:05.066
5 -	1:20.249	40.423	2:00.672	**(3)**	88.57	0.861	17:54:05.738
6 -	1:20.964	40.552	2:01.516		87.95	1.705	17:56:07.254
7 -	1:20.494	41.624	2:02.118		87.52	2.307	17:58:09.372

P12 85 C Ben WOOD — Yamaha R1 -

IDEAL LAP TIME : 1:59.610 BEST LAP TIME : 1:59.824 DIFFERENCE : 0.214

LAP	SECTOR 1	SECTOR 2	LAP TIME		MPH	DIFF	TIME OF DAY
1 -		***40.098***	2:06.089		84.76	6.265	17:46:00.758
2 -	1:19.537	40.287	***1:59.824***	***(1)***	***89.19***		***17:48:00.582***
3 -	1:21.275	40.322	2:01.597		87.89	1.773	17:50:02.179
4 -	1:19.988	40.620	2:00.608	**(3)**	88.61	0.784	17:52:02.787
5 -	1:20.174	40.546	2:00.720		88.53	0.896	17:54:03.507
6 -	***1:19.512***	40.699	2:00.211	**(2)**	88.91	0.387	17:56:03.718
7 -	1:19.548	49.330	2:08.878		82.93	9.054	17:58:12.596

P13 36 C Alan MORGAN — Suzuki GSXR 1000 - Little Duck Racing

IDEAL LAP TIME : 2:02.968 BEST LAP TIME : 2:03.187 DIFFERENCE : 0.219

LAP	SECTOR 1	SECTOR 2	LAP TIME		MPH	DIFF	TIME OF DAY
1 -		***40.853***	2:10.072		82.17	6.885	17:46:04.741
2 -	1:22.625	41.250	2:03.875		86.28	0.688	17:48:08.616
3 -	1:22.575	41.122	2:03.697	**(3)**	86.40	0.510	17:50:12.313
4 -	1:22.284	41.320	2:03.604	**(2)**	86.47	0.417	17:52:15.917
5 -	1:22.566	42.196	2:04.762		85.66	1.575	17:54:20.679
6 -	***1:22.115***	41.072	***2:03.187***	***(1)***	***86.76***		***17:56:23.866***
7 -	1:22.509	41.872	2:04.381		85.93	1.194	17:58:28.247

P14 16 C Ryan BULL — Honda CBR1000RR - CSS Scaffolding LTD

IDEAL LAP TIME : 2:03.255 BEST LAP TIME : 2:03.584 DIFFERENCE : 0.329

LAP	SECTOR 1	SECTOR 2	LAP TIME		MPH	DIFF	TIME OF DAY
1 -		41.926	2:12.017		80.95	8.433	17:46:06.686
2 -	1:22.041	41.737	2:03.778	**(3)**	86.34	0.194	17:48:10.464
3 -	1:22.415	***41.342***	2:03.757	**(2)**	86.36	0.173	17:50:14.221
4 -	***1:21.913***	41.935	2:03.848		86.29	0.264	17:52:18.069
5 -	1:22.199	41.385	***2:03.584***	***(1)***	***86.48***		***17:54:21.653***
6 -	1:22.744	44.962	2:07.706		83.69	4.122	17:56:29.359
7 -	1:24.863	43.330	2:08.193		83.37	4.609	17:58:37.552

P15 50 RET Lee ELLIS — Honda CBR1000RR -

IDEAL LAP TIME : 2:10.411 BEST LAP TIME : 2:10.624 DIFFERENCE : 0.213

LAP	SECTOR 1	SECTOR 2	LAP TIME		MPH	DIFF	TIME OF DAY
1 -		***44.205***	2:17.335		77.82	6.711	17:46:12.004
2 -	***1:26.206***	44.418	***2:10.624***	***(1)***	***81.82***		***17:48:22.628***
3 -	1:26.751	45.064	2:11.815	**(3)**	81.08	1.191	17:50:34.443
4 -	1:26.830	44.673	2:11.503	**(2)**	81.27	0.879	17:52:45.946
5 -	1:27.679	45.227	2:12.906		80.41	2.282	17:54:58.852
6 -	1:27.498	45.224	2:12.722		80.52	2.098	17:57:11.574
7 -	1:27.572	45.244	2:12.816		80.47	2.192	17:59:24.390

Weather / Track : Cloudy / Dry

Snetterton 300: 2.9689 miles
Date: 27/06/2026 Start: 17:43 Finish: 17:57

BMCRC - MRO Championships - Rnd 5 @ Snetterton 300

Powerbikes inc Clubman 1000 & Retro 1000

RACE 17 - SECTOR ANALYSIS

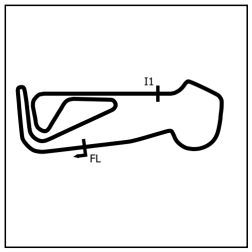

SECTOR 1 = FL to I1, SECTOR 2 = I1 to FL, DIFF = Difference To Personal Best Lap, P = Crossed Finish Line in Pit Lane, D = Time Disallowed

P16 64 Mario GIAMPAGLIA Suzuki GSXR 1000 - BES Electrical Ltd.

IDEAL LAP TIME : 2:01.191 BEST LAP TIME : 2:01.191 DIFFERENCE : 0.000

LAP	SECTOR 1	SECTOR 2	LAP TIME	MPH	DIFF	TIME OF DAY
1 -		40.735	2:10.251	82.05	9.060	17:46:04.920
2 -	***1:20.988***	***40.203***	***2:01.191*** **(1)**	***88.19***		***17:48:06.111***
3 -	1:21.087	40.719	2:01.806 **(2)**	87.74	0.615	17:50:07.917
4 -	1:21.755	40.859	2:02.614 **(3)**	87.16	1.423	17:52:10.531
5 -	1:21.942	41.126	2:03.068	86.84	1.877	17:54:13.599
6 -	1:22.442					

BMCRC - MRO Championships - Rnd 5 @ Snetterton 300

Powerbikes inc Clubman 1000 & Retro 1000

RACE 17 - BEST SECTORS

	SECTOR 1		SECTOR 2	
POS	NO	TIME	NO	TIME
1	**6**	**1:16.146**	**6**	**38.319**
2	**1**	**1:16.870**	**1**	**38.732**
3	**69**	**1:17.439**	**141**	**38.912**
4	**87**	**1:18.435**	**69**	**38.935**
5	**12**	**1:18.465**	**12**	**39.088**
6	**55**	**1:18.767**	**87**	**39.496**
7	**141**	**1:18.780**	**55**	**39.627**
8	**85**	**1:19.512**	**25**	**39.740**
9	**25**	**1:19.648**	**63**	**40.092**
10	**21**	**1:19.694**	**85**	**40.098**
11	**63**	**1:19.719**	**64**	**40.203**
12	**850**	**1:19.747**	**21**	**40.247**
13	**64**	**1:20.988**	**850**	**40.279**
14	**16**	**1:21.913**	**36**	**40.853**
15	**36**	**1:22.115**	**16**	**41.342**
16	**50**	**1:26.206**	**50**	**44.205**

IDEAL / BEST COMPARISON

POS	NO	NAME	IDEAL	BEST	DIFF
		PERFECT LAP	**1:54.465**		
1	**6**	MALLINDER	1:54.465	1:54.465	**0.000**
2	**1**	HARDY	1:55.602	1:55.617	**0.015**
3	**69**	SETON	1:56.374	1:56.374	**0.000**
4	**12**	PALLETT	1:57.553	1:57.553	**0.000**
5	**141**	HUNTE	1:57.692	1:58.006	**0.314**
6	**87**	THOMPSON	1:57.931	1:58.033	**0.102**
7	**55**	POWELL	1:58.394	1:58.394	**0.000**
8	**25**	BURCHNALL	1:59.388	1:59.763	**0.375**
9	**85**	WOOD	1:59.610	1:59.824	**0.214**
10	**63**	WREN	1:59.811	1:59.811	**0.000**
11	**21**	BETTS	1:59.941	2:00.264	**0.323**
12	**850**	WOOD	2:00.026	2:00.245	**0.219**
13	**64**	GIAMPAGLIA	2:01.191	2:01.191	**0.000**
14	**36**	MORGAN	2:02.968	2:03.187	**0.219**
15	**16**	BULL	2:03.255	2:03.584	**0.329**
16	**50**	ELLIS	2:10.411	2:10.624	**0.213**

Weather / Track : Cloudy / Dry

Snetterton 300: 2.9689 miles
Date: 27/06/2026 Start: 17:43 Finish: 17:57

Results can be found at www.tsl-timing.com

Printed - 18:00 Saturday, 27 June 2026

BMCRC - MRO Championships - Rnd 5 @ Snetterton 300

Powerbikes inc Clubman 1000 & Retro 1000

RACE 17 - STATISTICS

Competitors Started	16
Planned Start	2026-06-27 @ 17:40:00.000
Actual Start	2026-06-27 @ 17:43:54.668
Finish Time	2026-06-27 @ 17:57:27.578
Track Length	2.9689mi.
Total Laps	110
Total Distance Covered	326.5802mi.

Session Fastest Lap History

NO	CL	NAME	LAP TIME	TIME OF DAY	LAP	VEHICLE
6		**Brendan MALLINDER**	**1:55.167**	17:47:49.336	2	Honda FIREBLADE
6		**Brendan MALLINDER**	**1:54.465**	17:53:35.642	5	Honda FIREBLADE

Session Leader History

NO	CL	NAME	FROM LAP	LAPS LED	DISTANCE	VEHICLE
6		**Brendan MALLINDER**	1	7	20.78 miles	Honda FIREBLADE

Flag History

TYPE	TIME OF DAY
GREEN	17:43:54.668
FINISH	17:57:27.578

Flag Statistics

TYPE	COUNT	TOTAL LAPS	TOTAL TIME
Green	1	7	15:36.575
Red	0	0	0.000
Safety Car	0	0	0.000
FCY	0	0	0.000

BMCRC - MRO Championships - Rnd 5 @ Snetterton 300

Powerbikes inc Clubman 1000 & Retro 1000

RACE 17 - STATISTICS

CLASS : 7 Starters

Fastest Lap History

NO	NAME	LAP TIME	TIME OF DAY	LAP	VEHICLE
6	**Brendan MALLINDER**	**1:55.167**	17:47:49.336	2	Honda FIREBLADE
6	**Brendan MALLINDER**	**1:54.465**	17:53:35.642	5	Honda FIREBLADE

Leader History

NO	NAME	FROM LAP	LAPS LED	DISTANCE	VEHICLE
6	**Brendan MALLINDER**	1	7	20.78 miles	Honda FIREBLADE

BMCRC - MRO Championships - Rnd 5 @ Snetterton 300

Powerbikes inc Clubman 1000 & Retro 1000

RACE 17 - STATISTICS

CLASS : C

6 Starters

Fastest Lap History

NO	NAME	LAP TIME	TIME OF DAY	LAP	VEHICLE
85	**Ben WOOD**	**1:59.824**	17:48:00.582	2	Yamaha R1
55	**Kirt POWELL**	**1:59.291**	17:48:01.003	2	
55	**Kirt POWELL**	**1:58.691**	17:49:59.694	3	
55	**Kirt POWELL**	**1:58.394**	17:53:57.135	5	

Leader History

NO	NAME	FROM LAP	LAPS LED	DISTANCE	VEHICLE
85	**Ben WOOD**	1	2	5.93 miles	Yamaha R1
55	**Kirt POWELL**	3	5	14.84 miles	

BMCRC - MRO Championships - Rnd 5 @ Snetterton 300

Powerbikes inc Clubman 1000 & Retro 1000

RACE 17 - STATISTICS

CLASS : RET

3 Starters

Fastest Lap History

NO	NAME	LAP TIME	TIME OF DAY	LAP	VEHICLE
850	**Clinton WOOD**	**2:00.852**	17:48:03.374	2	Suzuki GSXR1000
850	**Clinton WOOD**	**2:00.645**	17:50:04.019	3	Suzuki GSXR1000
63	**Matthew WREN**	**1:59.811**	17:50:04.778	3	Suzuki GSXR

Leader History

NO	NAME	FROM LAP	LAPS LED	DISTANCE	VEHICLE
850	**Clinton WOOD**	1	7	20.78 miles	Suzuki GSXR1000

MRO POWERBIKES | MRO CLUBMAN 1000 CUP | MRO RETRO 1000S

BMCRC - MRO Championships - Rnd 5 @ Snetterton 300

Powerbikes inc Clubman 1000 & Retro 1000

RACE 8 - GRID (10 Laps)



These results are provisional until the conclusion of any judicial and technical matters.

Snetterton 300: 2.9689 miles

Clerk Of Course: Caroline Patterson / Tony MacBride	Timekeeper: Craig Smith	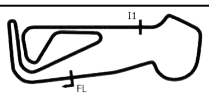

Results can be found at www.tsl-timing.com

Printed - 18:01 Saturday, 27 June 2026

TSL SPORTS TIMING TIMING SOLUTIONS LTD







BMCRC - MRO Championships - Rnd 5 @ Snetterton 300

Powerbikes inc Clubman 1000 & Retro 1000

RACE 8 - CLASSIFICATION

Race Distance: 9 Laps / 26.72 miles

POS	NO	CL	PIC	NAME	ENTRY	LAPS	TIME	GAP	DIFF	MPH	BEST	ON	GRD	↑↓
1	**6**		*1*	**Brendan MALLINDER**	Honda FIREBLADE - Team MALLY	**9**	17:21.132			92.39	**1:54.288**	3	1	0
2	**1**		*2*	**Maximus HARDY**	Honda CBR1000RR - DAD	**9**	17:37.389	**16.257**	16.257	90.97	**1:55.310**	7	2	0
3	**12**		*3*	**Matt PALLETT**	Triumph 765RS - LRB ELECTRICAL & BUILDING SOLUTIO	**9**	17:41.256	**20.124**	3.867	90.64	**1:56.015**	6	4	1
4	**87**		*4*	**Karl THOMPSON**	Honda FIREBLADE RR - #Teamrace/Bishops Lane Garage	**9**	17:57.543	**36.411**	16.287	89.27	**1:56.967**	9	6	2
5	**63**	RET	*1*	**Matthew WREN**	Suzuki GSXR - TBR performance	**9**	18:12.182	**51.050**	14.639	88.07	**1:58.313**	4	9	4
6	**85**	C	*1*	**Ben WOOD**	Yamaha R1 -	**9**	18:12.383	**51.251**	0.201	88.05	**1:59.594**	9	10	4
7	**850**	RET	*2*	**Clinton WOOD**	Suzuki GSXR1000 - CLINTON WOOD	**9**	18:14.186	**53.054**	1.803	87.91	**2:00.365**	7	11	4
					NOT CLASSIFIED									
DNF	**141**			**Ramone HUNTE**	Yamaha R1 - my wallet.com	**7**	13:44.703	**2 Laps**	2 Laps	90.71	**1:56.789**	5	5	
DNF	**21**	C		**Marc BETTS**	Yamaha R1 - Alex James construction / ACRE	**0**							12	
DNF	**36***	C		**Alan MORGAN**	Suzuki GSXR 1000 - Little Duck Racing	**0**							14	

FASTEST LAP

6	**Brendan MALLINDER**	Honda FIREBLADE - Team MALLY	**3**	1:54.288	93.51 mph	150.50 kph
63	RET **Matthew WREN**	Suzuki GSXR - TBR performance	**4**	1:58.313	90.33 mph	145.38 kph
85	C **Ben WOOD**	Yamaha R1 -	**9**	1:59.594	89.36 mph	143.82 kph

*** No. 36 - 10 second penalty applied - jump start**
Class - 92.5% of Race Speed = 85.46 mph
Class RET - 92.5% of Race Speed = 81.46 mph
Class C - 92.5% of Race Speed = 81.44 mph

Weather / Track : Sunny / Dry
These results are provisional until the conclusion of any judicial and technical matters.

Date: 28/06/2026 Start: 13:03 Finish: 13:20
Snetterton 300: 2.9689 miles

Clerk Of Course: Caroline Patterson / Tony MacBride	Timekeeper: Craig Smith	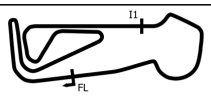

Results can be found at www.tsl-timing.com

Printed - 13:27 Sunday, 28 June 2026







BMCRC - MRO Championships - Rnd 5 @ Snetterton 300

Powerbikes inc Clubman 1000 & Retro 1000

RACE 8 - LAP CHART

LAP 1 @ 13:05:27.214

NO	BEHIND	LAP TIME
6		1:58.434
141	3.298	2:01.732
1	3.384	2:01.818
12	4.622	2:03.056
87	5.860	2:04.294
85	7.122	2:05.556
850	8.884	2:07.318
63	12.530	2:10.964

LAP 2 @ 13:07:21.578

NO	BEHIND	LAP TIME
6		1:54.364
141	5.833	1:56.899
12	7.793	1:57.535
87	11.798	2:00.302
1	12.216	2:03.196
85	12.854	2:00.096
850	15.113	2:00.593
63	19.688	2:01.522

LAP 3 @ 13:09:15.866

NO	BEHIND	LAP TIME
6		1:54.288
141	8.479	1:56.934
12	10.791	1:57.286
1	15.102	1:57.174
87	16.469	1:58.959
85	18.457	1:59.891
850	22.138	2:01.313
63	25.215	1:59.815

LAP 4 @ 13:11:10.599

NO	BEHIND	LAP TIME
6		1:54.733
141	11.255	1:57.509
12	12.827	1:56.769
1	16.275	1:55.906
87	20.561	1:58.825
85	24.755	2:01.031
850	28.072	2:00.667
63	28.795	1:58.313

LAP 5 @ 13:13:05.832

NO	BEHIND	LAP TIME
6		1:55.233
141	12.811	1:56.789
12	15.459	1:57.865
1	16.844	1:55.802
87	24.369	1:59.041
85	30.866	2:01.344
63	33.187	1:59.625
850	34.027	2:01.188

LAP 6 @ 13:15:01.431

NO	BEHIND	LAP TIME
6		1:55.599
141	14.377	1:57.165
12	15.875	1:56.015
1	17.041	1:55.796
87	29.040	2:00.270
85	37.524	2:02.257
63	38.032	2:00.444
850	38.821	2:00.393

LAP 7 @ 13:16:57.026

NO	BEHIND	LAP TIME
6		1:55.595
141	16.457	1:57.675
12	16.622	1:56.342
1	16.756	1:55.310
87	32.995	1:59.550
85	42.730	2:00.801
63	43.201	2:00.764
850	43.591	2:00.365

LAP 8 @ 13:18:52.911

NO	BEHIND	LAP TIME
6		1:55.885
1	16.722	1:55.851
12	19.787	1:59.050
87	36.445	1:59.335
63	47.447	2:00.131
85	48.658	2:01.813
850	48.734	2:01.028

LAP 9 @ 13:20:49.912

NO	BEHIND	LAP TIME
6		1:57.001
1	16.257	1:56.536
12	20.124	1:57.338
87	36.411	1:56.967
63	51.050	2:00.604
85	51.251	1:59.594
850	53.054	2:01.321

Weather / Track : Sunny / Dry

Snetterton 300: 2.9689 miles
Date: 28/06/2026 Start: 13:03 Finish: 13:20

Results can be found at www.tsl-timing.com

Printed - 13:27 Sunday, 28 June 2026

BMCRC - MRO Championships - Rnd 5 @ Snetterton 300

Powerbikes inc Clubman 1000 & Retro 1000

RACE 8 - POSITION CHART

No	Name	Lap Pos	1	2	3	4	5	6	7	8	9
6	MALLINDER	1	6	6	6	6	6	6	6	6	6
1	HARDY	2	141	141	141	141	141	141	141	1	1
12	PALLETT	3	1	12	12	12	12	12	12	12	12
141	HUNTE	4	12	87	1	1	1	1	1	87	87
87	THOMPSON	5	87	1	87	87	87	87	87	63	63
63	WREN	6	85	85	85	85	85	85	85	85	85
85	WOOD	7	850	850	850	850	63	63	63	850	850
850	WOOD	8	63	63	63	63	850	850	850		
21	BETTS	9									
36	MORGAN	10									

Weather / Track : Sunny / Dry

Snetterton 300: 2.9689 miles
Date: 28/06/2026 Start: 13:03 Finish: 13:20

Results can be found at www.tsl-timing.com

Printed - 13:27 Sunday, 28 June 2026

BMCRC - MRO Championships - Rnd 5 @ Snetterton 300

Powerbikes inc Clubman 1000 & Retro 1000

RACE 8 - SECTOR ANALYSIS

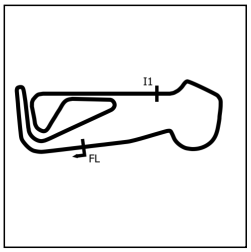

SECTOR 1 = FL to I1, SECTOR 2 = I1 to FL, DIFF = Difference To Personal Best Lap, P = Crossed Finish Line in Pit Lane, D = Time Disallowed

P1 6 Brendan MALLINDER — Honda FIREBLADE - Team MALLY

IDEAL LAP TIME : 1:54.106 BEST LAP TIME : 1:54.288 DIFFERENCE : 0.182

LAP	SECTOR 1	SECTOR 2	LAP TIME	MPH	DIFF	TIME OF DAY
1 -		***38.202***	1:58.434	90.24	4.146	13:05:27.214
2 -	1:15.942	38.422	1:54.364 **(2)**	93.45	0.076	13:07:21.578
3 -	***1:15.904***	38.384	***1:54.288*** **(1)**	***93.51***		***13:09:15.866***
4 -	1:16.392	38.341	1:54.733 **(3)**	93.15	0.445	13:11:10.599
5 -	1:16.667	38.566	1:55.233	92.75	0.945	13:13:05.832
6 -	1:17.160	38.439	1:55.599	92.45	1.311	13:15:01.431
7 -	1:16.938	38.657	1:55.595	92.46	1.307	13:16:57.026
8 -	1:17.004	38.881	1:55.885	92.23	1.597	13:18:52.911
9 -	1:17.979	39.022	1:57.001	91.35	2.713	13:20:49.912

P2 1 Maximus HARDY — Honda CBR1000RR - DAD

IDEAL LAP TIME : 1:55.310 BEST LAP TIME : 1:55.310 DIFFERENCE : 0.000

LAP	SECTOR 1	SECTOR 2	LAP TIME	MPH	DIFF	TIME OF DAY
1 -		39.493	2:01.818	87.73	6.508	13:05:30.598
2 -	1:18.057	45.139	2:03.196	86.75	7.886	13:07:33.794
3 -	1:18.155	39.019	1:57.174	91.21	1.864	13:09:30.968
4 -	1:16.873	39.033	1:55.906	92.21	0.596	13:11:26.874
5 -	1:16.922	38.880	1:55.802 **(3)**	92.29	0.492	13:13:22.676
6 -	1:16.980	38.816	1:55.796 **(2)**	92.30	0.486	13:15:18.472
7 -	***1:16.843***	***38.467***	***1:55.310*** **(1)**	***92.68***		***13:17:13.782***
8 -	1:16.933	38.918	1:55.851	92.25	0.541	13:19:09.633
9 -	1:17.219	39.317	1:56.536	91.71	1.226	13:21:06.169

P3 12 Matt PALLETT — Triumph 765RS - LRB ELECTRICAL & BUILDING SOLUTIONS

IDEAL LAP TIME : 1:55.852 BEST LAP TIME : 1:56.015 DIFFERENCE : 0.163

LAP	SECTOR 1	SECTOR 2	LAP TIME	MPH	DIFF	TIME OF DAY
1 -		39.077	2:03.056	86.85	7.041	13:05:31.836
2 -	1:17.946	39.589	1:57.535	90.93	1.520	13:07:29.371
3 -	1:18.380	38.906	1:57.286	91.12	1.271	13:09:26.657
4 -	1:17.761	39.008	1:56.769 **(3)**	91.53	0.754	13:11:23.426
5 -	1:18.723	39.142	1:57.865	90.68	1.850	13:13:21.291
6 -	1:17.372	***38.643***	***1:56.015*** **(1)**	***92.12***		***13:15:17.306***
7 -	***1:17.209***	39.133	1:56.342 **(2)**	91.86	0.327	13:17:13.648
8 -	1:19.151	39.899	1:59.050	89.77	3.035	13:19:12.698
9 -	1:18.018	39.320	1:57.338	91.08	1.323	13:21:10.036

P4 87 Karl THOMPSON — Honda FIREBLADE RR - #Teamrace/Bishops Lane Garage

IDEAL LAP TIME : 1:56.967 BEST LAP TIME : 1:56.967 DIFFERENCE : 0.000

LAP	SECTOR 1	SECTOR 2	LAP TIME	MPH	DIFF	TIME OF DAY
1 -		40.030	2:04.294	85.98	7.327	13:05:33.074
2 -	1:19.354	40.948	2:00.302	88.84	3.335	13:07:33.376
3 -	1:19.156	39.803	1:58.959 **(3)**	89.84	1.992	13:09:32.335
4 -	1:18.822	40.003	1:58.825 **(2)**	89.94	1.858	13:11:31.160
5 -	1:19.049	39.992	1:59.041	89.78	2.074	13:13:30.201
6 -	1:20.017	40.253	2:00.270	88.86	3.303	13:15:30.471
7 -	1:19.187	40.363	1:59.550	89.40	2.583	13:17:30.021
8 -	1:18.857	40.478	1:59.335	89.56	2.368	13:19:29.356
9 -	***1:17.699***	***39.268***	***1:56.967*** **(1)**	***91.37***		***13:21:26.323***

Weather / Track : Sunny / Dry

Snetterton 300: 2.9689 miles
Date: 28/06/2026 Start: 13:03 Finish: 13:20

BMCRC - MRO Championships - Rnd 5 @ Snetterton 300

Powerbikes inc Clubman 1000 & Retro 1000

RACE 8 - SECTOR ANALYSIS

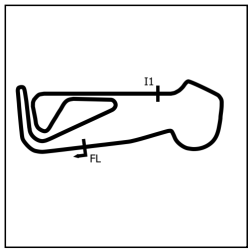

SECTOR 1 = FL to I1, SECTOR 2 = I1 to FL, DIFF = Difference To Personal Best Lap, P = Crossed Finish Line in Pit Lane, D = Time Disallowed

P5 63 RET Matthew WREN — Suzuki GSXR - TBR performance

IDEAL LAP TIME : 1:58.313 BEST LAP TIME : 1:58.313 DIFFERENCE : 0.000

LAP	SECTOR 1	SECTOR 2	LAP TIME		MPH	DIFF	TIME OF DAY
1 -		42.982	2:10.964		81.61	12.651	13:05:39.744
2 -	1:21.163	40.359	2:01.522		87.95	3.209	13:07:41.266
3 -	1:19.878	39.937	1:59.815	(3)	89.20	1.502	13:09:41.081
4 -	***1:18.767***	***39.546***	***1:58.313***	***(1)***	***90.33***		***13:11:39.394***
5 -	1:19.188	40.437	1:59.625	(2)	89.34	1.312	13:13:39.019
6 -	1:19.454	40.990	2:00.444		88.73	2.131	13:15:39.463
7 -	1:20.014	40.750	2:00.764		88.50	2.451	13:17:40.227
8 -	1:19.764	40.367	2:00.131		88.97	1.818	13:19:40.358
9 -	1:19.985	40.619	2:00.604		88.62	2.291	13:21:40.962

P6 85 C Ben WOOD — Yamaha R1 -

IDEAL LAP TIME : 1:59.423 BEST LAP TIME : 1:59.594 DIFFERENCE : 0.171

LAP	SECTOR 1	SECTOR 2	LAP TIME		MPH	DIFF	TIME OF DAY
1 -		40.077	2:05.556		85.12	5.962	13:05:34.336
2 -	***1:19.413***	40.683	2:00.096	(3)	88.99	0.502	13:07:34.432
3 -	1:19.681	40.210	1:59.891	(2)	89.14	0.297	13:09:34.323
4 -	1:19.937	41.094	2:01.031		88.30	1.437	13:11:35.354
5 -	1:20.632	40.712	2:01.344		88.08	1.750	13:13:36.698
6 -	1:21.367	40.890	2:02.257		87.42	2.663	13:15:38.955
7 -	1:20.144	40.657	2:00.801		88.47	1.207	13:17:39.756
8 -	1:20.139	41.674	2:01.813		87.74	2.219	13:19:41.569
9 -	1:19.584	***40.010***	***1:59.594***	***(1)***	***89.36***		***13:21:41.163***

P7 850 RET Clinton WOOD — Suzuki GSXR1000 - CLINTON WOOD

IDEAL LAP TIME : 1:59.522 BEST LAP TIME : 2:00.365 DIFFERENCE : 0.843

LAP	SECTOR 1	SECTOR 2	LAP TIME		MPH	DIFF	TIME OF DAY
1 -		***40.361***	2:07.318		83.94	6.953	13:05:36.098
2 -	1:20.024	40.569	2:00.593	(3)	88.62	0.228	13:07:36.691
3 -	1:20.507	40.806	2:01.313		88.10	0.948	13:09:38.004
4 -	1:19.841	40.826	2:00.667		88.57	0.302	13:11:38.671
5 -	1:19.947	41.241	2:01.188		88.19	0.823	13:13:39.859
6 -	***1:19.161***	41.232	2:00.393	(2)	88.77	0.028	13:15:40.252
7 -	1:19.906	40.459	***2:00.365***	***(1)***	***88.79***		***13:17:40.617***
8 -	1:20.043	40.985	2:01.028		88.31	0.663	13:19:41.645
9 -	1:20.497	40.824	2:01.321		88.09	0.956	13:21:42.966

P8 141 Ramone HUNTE — Yamaha R1 - my wallet.com

IDEAL LAP TIME : 1:56.691 BEST LAP TIME : 1:56.789 DIFFERENCE : 0.098

LAP	SECTOR 1	SECTOR 2	LAP TIME		MPH	DIFF	TIME OF DAY
1 -		***38.866***	2:01.732		87.79	4.943	13:05:30.512
2 -	1:17.830	39.069	1:56.899	(2)	91.43	0.110	13:07:27.411
3 -	1:18.011	38.923	1:56.934	(3)	91.40	0.145	13:09:24.345
4 -	1:18.370	39.139	1:57.509		90.95	0.720	13:11:21.854
5 -	***1:17.825***	38.964	***1:56.789***	***(1)***	***91.51***		***13:13:18.643***
6 -	1:18.098	39.067	1:57.165		91.22	0.376	13:15:15.808
7 -	1:18.725	38.950	1:57.675		90.82	0.886	13:17:13.483
8 -	1:18.348						

P9 21 C Marc BETTS — Yamaha R1 - Alex James construction / ACRE

IDEAL LAP TIME : BEST LAP TIME : DIFFERENCE :

LAP	SECTOR 1	SECTOR 2	LAP TIME	MPH	DIFF	TIME OF DAY
1 -						

Weather / Track : Sunny / Dry

Snetterton 300: 2.9689 miles
Date: 28/06/2026 Start: 13:03 Finish: 13:20

BMCRC - MRO Championships - Rnd 5 @ Snetterton 300

Powerbikes inc Clubman 1000 & Retro 1000

RACE 8 - SECTOR ANALYSIS

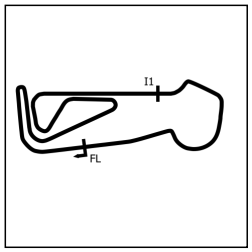

SECTOR 1 = FL to I1, SECTOR 2 = I1 to FL, DIFF = Difference To Personal Best Lap, P = Crossed Finish Line in Pit Lane, D = Time Disallowed

P10 36 C **Alan MORGAN** Suzuki GSXR 1000 - Little Duck Racing

IDEAL LAP TIME : BEST LAP TIME : DIFFERENCE :

LAP	SECTOR 1	SECTOR 2	LAP TIME	MPH	DIFF	TIME OF DAY
1 -						

BMCRC - MRO Championships - Rnd 5 @ Snetterton 300

Powerbikes inc Clubman 1000 & Retro 1000

RACE 8 - BEST SECTORS

	SECTOR 1		SECTOR 2	
POS	NO	TIME	NO	TIME
1	**6**	**1:15.904**	**6**	**38.202**
2	**1**	**1:16.843**	**1**	**38.467**
3	**12**	**1:17.209**	**12**	**38.643**
4	**87**	**1:17.699**	**141**	**38.866**
5	**141**	**1:17.825**	**87**	**39.268**
6	**63**	**1:18.767**	**63**	**39.546**
7	**850**	**1:19.161**	**85**	**40.010**
8	**85**	**1:19.413**	**850**	**40.361**
9				
10				

IDEAL / BEST COMPARISON

POS	NO	NAME	PERFECT LAP	IDEAL	BEST	DIFF
			1:54.106			
1	**6**	MALLINDER		1:54.106	1:54.288	**0.182**
2	**1**	HARDY		1:55.310	1:55.310	**0.000**
3	**12**	PALLETT		1:55.852	1:56.015	**0.163**
4	**141**	HUNTE		1:56.691	1:56.789	**0.098**
5	**87**	THOMPSON		1:56.967	1:56.967	**0.000**
6	**63**	WREN		1:58.313	1:58.313	**0.000**
7	**85**	WOOD		1:59.423	1:59.594	**0.171**
8	**850**	WOOD		1:59.522	2:00.365	**0.843**

Weather / Track : Sunny / Dry

Snetterton 300: 2.9689 miles
Date: 28/06/2026 Start: 13:03 Finish: 13:20

Results can be found at www.tsl-timing.com

Printed - 13:27 Sunday, 28 June 2026

BMCRC - MRO Championships - Rnd 5 @ Snetterton 300

Powerbikes inc Clubman 1000 & Retro 1000

RACE 8 - STATISTICS

Competitors Started	10
Planned Start	2026-06-28 @ 13:00:00.000
Actual Start	2026-06-28 @ 13:03:28.779
Finish Time	2026-06-28 @ 13:20:49.911
Track Length	2.9689mi.
Total Laps	70
Total Distance Covered	207.8238mi.

Session Fastest Lap History

NO	CL	NAME	LAP TIME	TIME OF DAY	LAP	VEHICLE
6		**Brendan MALLINDER**	**1:54.364**	13:07:21.578	2	Honda FIREBLADE
6		**Brendan MALLINDER**	**1:54.288**	13:09:15.866	3	Honda FIREBLADE

Session Leader History

NO	CL	NAME	FROM LAP	LAPS LED	DISTANCE	VEHICLE
6		**Brendan MALLINDER**	1	9	26.72 miles	Honda FIREBLADE

Flag History

TYPE	TIME OF DAY
GREEN	13:03:28.779
FINISH	13:20:49.911

Flag Statistics

TYPE	COUNT	TOTAL LAPS	TOTAL TIME
Green	1	9	19:12.160
Red	0	0	0.000
Safety Car	0	0	0.000
FCY	0	0	0.000

BMCRC - MRO Championships - Rnd 5 @ Snetterton 300

Powerbikes inc Clubman 1000 & Retro 1000

RACE 8 - STATISTICS

CLASS : 5 Starters

Fastest Lap History

NO	NAME	LAP TIME	TIME OF DAY	LAP	VEHICLE
6	**Brendan MALLINDER**	**1:54.364**	13:07:21.578	2	Honda FIREBLADE
6	**Brendan MALLINDER**	**1:54.288**	13:09:15.866	3	Honda FIREBLADE

Leader History

NO	NAME	FROM LAP	LAPS LED	DISTANCE	VEHICLE
6	**Brendan MALLINDER**	1	9	26.72 miles	Honda FIREBLADE

Weather / Track : Sunny / Dry

Snetterton 300: 2.9689 miles
Date: 28/06/2026 Start: 13:03 Finish: 13:20

BMCRC - MRO Championships - Rnd 5 @ Snetterton 300

Powerbikes inc Clubman 1000 & Retro 1000

RACE 8 - STATISTICS

CLASS : C

3 Starters

Fastest Lap History

NO	NAME	LAP TIME	TIME OF DAY	LAP	VEHICLE
85	**Ben WOOD**	**2:00.096**	13:07:34.432	2	Yamaha R1
85	**Ben WOOD**	**1:59.891**	13:09:34.323	3	Yamaha R1
85	**Ben WOOD**	**1:59.594**	13:21:41.163	9	Yamaha R1

Leader History

NO	NAME	FROM LAP	LAPS LED	DISTANCE	VEHICLE
85	**Ben WOOD**	1	9	26.72 miles	Yamaha R1

BMCRC - MRO Championships - Rnd 5 @ Snetterton 300

Powerbikes inc Clubman 1000 & Retro 1000

RACE 8 - STATISTICS

CLASS : RET

2 Starters

Fastest Lap History

NO	NAME	LAP TIME	TIME OF DAY	LAP	VEHICLE
850	**Clinton WOOD**	**2:00.593**	13:07:36.691	2	Suzuki GSXR1000
63	**Matthew WREN**	**1:59.815**	13:09:41.081	3	Suzuki GSXR
63	**Matthew WREN**	**1:58.313**	13:11:39.394	4	Suzuki GSXR

Leader History

NO	NAME	FROM LAP	LAPS LED	DISTANCE	VEHICLE
850	**Clinton WOOD**	1	4	11.87 miles	Suzuki GSXR1000
63	**Matthew WREN**	5	5	14.84 miles	Suzuki GSXR





L&W CONTRACTORS BMCRC ROOKIE 600 | 2-T ENGINEERING BMCRC OPEN 500



BMCRC-MRO Championships – Round 5

Snetterton 300

27th / 28th June 2026

TSL SPORTS TIMING
TIMING SOLUTIONS LTD

Timing & Results Provided by Timing Solutions Ltd

www.tsl-timing.com

Snetterton 300 Circuit

Norwich, Norfolk, UK

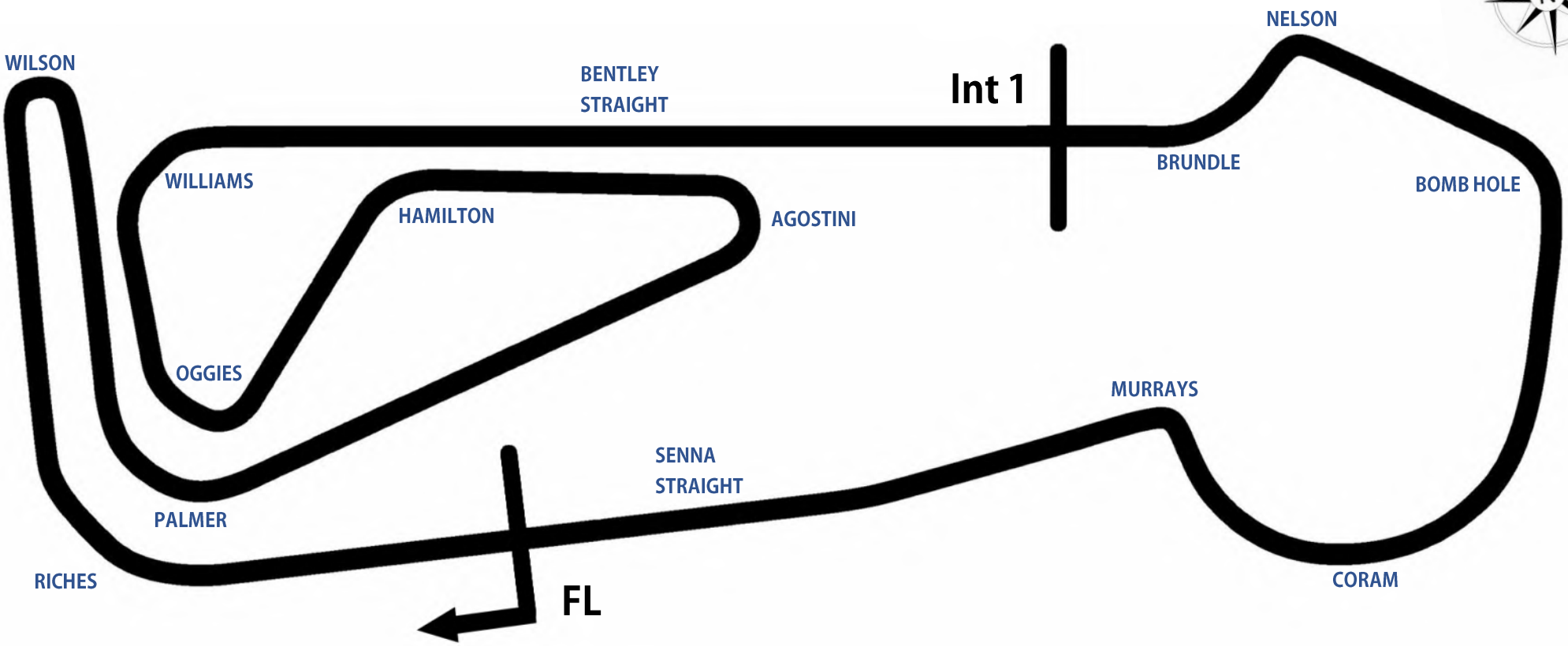

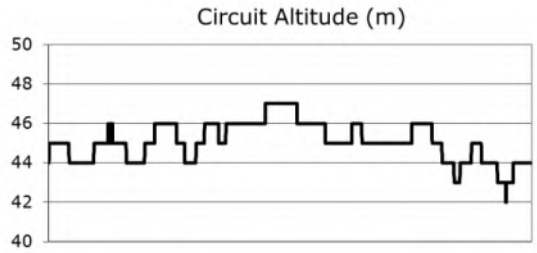

Length	2.9689 miles | 4.778 km | 4778.0 m		
FL		52.46340 N	0.94476 E
Int 1	3198m	52.46617 N	0.94964 E
Pit Entry	4572m	52.46364 N	0.94774 E
Pit Exit	40m after FL	52.46338 N	0.94420 E
Pit Entry - Pit Exit	246m, 17.7S @ 50kph, 14.7s @ 60kph		

Results & Live Timing available at – www.tsl-timing.com

Updated - 14/03/2024 14:52

BMCRC - MRO Championships - Rnd 5 @ Snetterton 300

Open 500 & Rookie 600

QUALIFYING - CLASSIFICATION

POS	NO	CL	PIC	NAME	ENTRY	TIME	ON	LAPS	GAP	DIFF	MPH
1	**17**	R600	1	**Andrew MORRIS**	Honda CBR600RR - House to Home	**2:01.617**	3	5			87.88
2	**221**	R600	2	**Keaten LEATHERLAND**	Yamaha R6 - GL Fabrications Racing/ Complete Engin	**2:02.143**	5	5	**0.526**	0.526	87.50
3	**282**	R600	3	**Chad SHINER**	Yamaha R6 - Privateer	**2:03.361**	3	4	**1.744**	1.218	86.64
4	**573**	R600	4	**Cian KETTERINGHAM**	Suzuki GSXR-6 -	**2:04.731**	4	4	**3.114**	1.370	85.68
5	**289**	R600	5	**Sam CHURCHER**	Yamaha R6 -	**2:05.538**	5	5	**3.921**	0.807	85.13
6	**55**	R600	6	**Timothy ROCHE**	Yamaha R6 -	**2:06.004**	4	5	**4.387**	0.466	84.82
7	**65**	R600	7	**Albert HALL**	Yamaha YZF-R6 -	**2:06.554**	5	5	**4.937**	0.550	84.45
8	**14**	2	1	**Bruce DUNN**	Yamaha TZ250 - VHM UK	**2:07.236**	5	5	**5.619**	0.682	84.00
9	**336**	R600	8	**Curtis WRIGHT**	Kawasaki ZX636 - Frocester Group	**2:07.995**	4	4	**6.378**	0.759	83.50
10	**248**	R600	9	**David WATERS**	Kawasaki ZX6R - Motorcycle Pit Stop Ltd	**2:08.525**	5	5	**6.908**	0.530	83.15
11	**79**	4	1	**Sean CRONE**	Kawasaki ZX4RR - SC RACING	**2:08.847**	5	5	**7.230**	0.322	82.95
12	**25**	2	2	**Haydon SMITH**	Yamaha TZ 250 3YL - HI-Precision Engineering Ltd	**2:09.083**	4	5	**7.466**	0.236	82.80
13	**63**	R600	10	**Tommy HEMPHILL**	Yamaha R6 -	**2:11.630**	5	5	**10.013**	2.547	81.19
14	**75**	R600	11	**Martin MAAG**	HONDA CBR 600RR -	**2:13.521**	4	5	**11.904**	1.891	80.04
15	**41**	4	2	**Euan BAINBOROUGH**	Kawasaki NINJA 400 -	**2:16.156**	4	5	**14.539**	2.635	78.49
16	**26**	2	3	**Damian LEE**	Yamaha TZR250 - Leed Autos	**2:16.513**	4	5	**14.896**	0.357	78.29
17	**198**	R600	12	**Charlie VAIL**	Suzuki GSXR 600 -	**2:16.591**	5	5	**14.974**	0.078	78.24
18	**52**	2	4	**Steve BAYLEY**	Yamaha TZ 250 - UK Import Services	**2:17.149**	2	5	**15.532**	0.558	77.93
19	**67**	4	3	**Simon HARVEY**	Kawasaki ZX4RR - HCL Car Sales - Dymag	**2:18.462**	2	5	**16.845**	1.313	77.19
20	**11**	2	5	**Phil GUILLOU**	- Thompsons	**2:19.471**	3	5	**17.854**	1.009	76.63
21	**88**	2	6	**George PRINOS**	Yamaha TZ250 - KAPPA PLANNING LTD	**2:20.232**	4	4	**18.615**	0.761	76.21
22	**2**	2	7	**Andrew GILL**	Kawasaki KR1S -	**2:20.254**	4	4	**18.637**	0.022	76.20
23	**20**	R600	13	**Louis AITKEN**	Yamaha R6 -	**2:21.130**	4	5	**19.513**	0.876	75.73
24	**577**	4	4	**Richard BUCKHAM**	Kawasaki 400 RESTRICTED TO 300 -	**2:22.923**	2	5	**21.306**	1.793	74.78
25	**82**	4	5	**Jack WOLFF**	Honda CB500 -	**2:25.277**	3	4	**23.660**	2.354	73.57
26	**390**	4	6	**Robert EILBECK**	KTM RC 390 -	**2:26.472**	3	4	**24.855**	1.195	72.97
27	**162**	2	8	**Darren COOPER**	Yamaha TZR 250 - Twistgrip Motorcycles	**2:28.197**	4	4	**26.580**	1.725	72.12
28	**343**	R600	14	**David BROWN**	Kawasaki ZX6R -	**2:31.185**	3	3	**29.568**	2.988	70.69

Weather / Track : /

These results are provisional until the conclusion of any judicial and technical matters.

Date: 27/06/2026 Start: 10:17 Finish: 10:27

Snetterton 300: 2.9689 miles

Clerk Of Course: Caroline Patterson / Tony MacBride	Timekeeper: Craig Smith	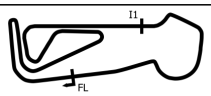

Results can be found at www.tsl-timing.com

Printed - 10:30 Saturday, 27 June 2026

BMCRC - MRO Championships - Rnd 5 @ Snetterton 300

Open 500 & Rookie 600

QUALIFYING - SECTOR ANALYSIS

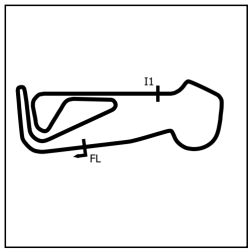

SECTOR 1 = FL to I1, SECTOR 2 = I1 to FL, DIFF = Difference To Personal Best Lap, P = Crossed Finish Line in Pit Lane, D = Time Disallowed

P1 17 R600 Andrew MORRIS

Honda CBR600RR - House to Home

IDEAL LAP TIME : 2:01.617 BEST LAP TIME : 2:01.617 DIFFERENCE : 0.000

LAP	SECTOR 1	SECTOR 2	LAP TIME	MPH	DIFF	TIME OF DAY
1 -	1:25.949	42.362	2:08.311	83.29	6.694	10:19:47.184
2 -	1:22.449	41.216	2:03.665	86.42	2.048	10:21:50.849
3 -	***1:21.170***	***40.447***	***2:01.617 (1)***	***87.88***		***10:23:52.466***
4 -	1:21.262	40.906	2:02.168 **(2)**	87.48	0.551	10:25:54.634
5 -	1:22.324	40.934	2:03.258 **(3)**	86.71	1.641	10:27:57.892

P2 221 R600 Keaten LEATHERLAND

Yamaha R6 - GL Fabrications Racing/ Complete Engineering S

IDEAL LAP TIME : 2:02.143 BEST LAP TIME : 2:02.143 DIFFERENCE : 0.000

LAP	SECTOR 1	SECTOR 2	LAP TIME	MPH	DIFF	TIME OF DAY
1 -	1:26.970	42.566	2:09.536	82.51	7.393	10:19:47.155
2 -	1:23.476	41.443	2:04.919	85.56	2.776	10:21:52.074
3 -	1:21.882	41.591	2:03.473 **(3)**	86.56	1.330	10:23:55.547
4 -	1:21.362	41.599	2:02.961 **(2)**	86.92	0.818	10:25:58.508
5 -	***1:21.012***	***41.131***	***2:02.143 (1)***	***87.50***		***10:28:00.651***

P3 282 R600 Chad SHINER

Yamaha R6 - Privateer

IDEAL LAP TIME : 2:03.259 BEST LAP TIME : 2:03.361 DIFFERENCE : 0.102

LAP	SECTOR 1	SECTOR 2	LAP TIME	MPH	DIFF	TIME OF DAY
1 -	OUTLAP	41.863	2:15.207	79.04	11.846	10:22:44.081
2 -	1:23.908	41.591	2:05.499 **(3)**	85.16	2.138	10:24:49.580
3 -	***1:22.475***	40.886	***2:03.361 (1)***	***86.64***		***10:26:52.941***
4 -	1:22.934	***40.784***	2:03.718 **(2)**	86.39	0.357	10:28:56.659

P4 573 R600 Cian KETTERINGHAM

Suzuki GSXR-6 -

IDEAL LAP TIME : 2:04.129 BEST LAP TIME : 2:04.731 DIFFERENCE : 0.602

LAP	SECTOR 1	SECTOR 2	LAP TIME	MPH	DIFF	TIME OF DAY
1 -	1:33.430	43.869	2:17.299	77.84	12.568	10:20:01.853
2 -	1:23.713	42.098	2:05.811 **(3)**	84.95	1.080	10:22:07.664
3 -	***1:22.589***	42.146	2:04.735 **(2)**	85.68	0.004	10:24:12.399
4 -	1:23.191	***41.540***	***2:04.731 (1)***	***85.68***		***10:26:17.130***
5 -	1:29.512					

P5 289 R600 Sam CHURCHER

Yamaha R6 -

IDEAL LAP TIME : 2:05.165 BEST LAP TIME : 2:05.538 DIFFERENCE : 0.373

LAP	SECTOR 1	SECTOR 2	LAP TIME	MPH	DIFF	TIME OF DAY
1 -	1:34.584	44.288	2:18.872	76.96	13.334	10:20:11.094
2 -	1:24.286	42.174	2:06.460 **(2)**	84.51	0.922	10:22:17.554
3 -	***1:23.114***	43.798	2:06.912 **(3)**	84.21	1.374	10:24:24.466
4 -	1:25.220	42.550	2:07.770	83.65	2.232	10:26:32.236
5 -	1:23.487	***42.051***	***2:05.538 (1)***	***85.13***		***10:28:37.774***

P6 55 R600 Timothy ROCHE

Yamaha R6 -

IDEAL LAP TIME : 2:06.004 BEST LAP TIME : 2:06.004 DIFFERENCE : 0.000

LAP	SECTOR 1	SECTOR 2	LAP TIME	MPH	DIFF	TIME OF DAY
1 -	1:27.411	43.473	2:10.884	81.66	4.880	10:19:51.199
2 -	1:23.955	42.589	2:06.544 **(2)**	84.46	0.540	10:21:57.743
3 -	1:24.180	42.605	2:06.785 **(3)**	84.30	0.781	10:24:04.528
4 -	***1:23.873***	***42.131***	***2:06.004 (1)***	***84.82***		***10:26:10.532***
5 -	1:27.491	42.874	2:10.365	81.98	4.361	10:28:20.897

BMCRC - MRO Championships - Rnd 5 @ Snetterton 300

Open 500 & Rookie 600

QUALIFYING - SECTOR ANALYSIS

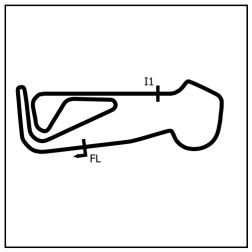

SECTOR 1 = FL to I1, SECTOR 2 = I1 to FL, DIFF = Difference To Personal Best Lap, P = Crossed Finish Line in Pit Lane, D = Time Disallowed

P7 65 R600 Albert HALL — Yamaha YZF-R6 -

IDEAL LAP TIME : 2:06.119 BEST LAP TIME : 2:06.554 DIFFERENCE : 0.435

LAP	SECTOR 1	SECTOR 2	LAP TIME	MPH	DIFF	TIME OF DAY
1 -	1:35.602	44.297	2:19.899	76.39	13.345	10:20:05.703
2 -	1:27.005	43.227	2:10.232	82.06	3.678	10:22:15.935
3 -	1:24.443	44.002	2:08.445 (3)	83.21	1.891	10:24:24.380
4 -	1:24.680	***42.512***	2:07.192 (2)	84.03	0.638	10:26:31.572
5 -	***1:23.607***	42.947	***2:06.554*** (1)	***84.45***		***10:28:38.126***

P8 14 2 Bruce DUNN — Yamaha TZ250 - VHM UK

IDEAL LAP TIME : 2:07.236 BEST LAP TIME : 2:07.236 DIFFERENCE : 0.000

LAP	SECTOR 1	SECTOR 2	LAP TIME	MPH	DIFF	TIME OF DAY
1 -	1:36.691	44.592	2:21.283	75.65	14.047	10:20:04.794
2 -	1:27.672	42.594	2:10.266 (3)	82.04	3.030	10:22:15.060
3 -	1:25.309	43.620	2:08.929 (2)	82.89	1.693	10:24:23.989
4 -	1:29.837	42.521	2:12.358	80.75	5.122	10:26:36.347
5 -	***1:25.251***	***41.985***	***2:07.236*** (1)	***84.00***		***10:28:43.583***

P9 336 R600 Curtis WRIGHT — Kawasaki ZX636 - Frocester Group

IDEAL LAP TIME : 2:07.822 BEST LAP TIME : 2:07.995 DIFFERENCE : 0.173

LAP	SECTOR 1	SECTOR 2	LAP TIME	MPH	DIFF	TIME OF DAY
1 -	1:28.769	44.009	2:12.778	80.49	4.783	10:19:53.170
2 -	1:25.288	43.229	2:08.517 (2)	83.16	0.522	10:22:01.687
3 -	1:25.400	43.558	2:08.958 (3)	82.88	0.963	10:24:10.645
4 -	1:25.289	***42.706***	***2:07.995*** (1)	***83.50***		***10:26:18.640***
5 -	***1:25.116***					

P10 248 R600 David WATERS — Kawasaki ZX6R - Motorcycle Pit Stop Ltd

IDEAL LAP TIME : 2:08.525 BEST LAP TIME : 2:08.525 DIFFERENCE : 0.000

LAP	SECTOR 1	SECTOR 2	LAP TIME	MPH	DIFF	TIME OF DAY
1 -	1:35.021	44.518	2:19.539	76.59	11.014	10:20:02.817
2 -	1:26.844	44.111	2:10.955	81.61	2.430	10:22:13.772
3 -	1:26.119	43.567	2:09.686 (3)	82.41	1.161	10:24:23.458
4 -	1:25.903	43.636	2:09.539 (2)	82.50	1.014	10:26:32.997
5 -	***1:25.257***	***43.268***	***2:08.525*** (1)	***83.15***		***10:28:41.522***

P11 79 4 Sean CRONE — Kawasaki ZX4RR - SC RACING

IDEAL LAP TIME : 2:08.847 BEST LAP TIME : 2:08.847 DIFFERENCE : 0.000

LAP	SECTOR 1	SECTOR 2	LAP TIME	MPH	DIFF	TIME OF DAY
1 -	1:28.876	44.562	2:13.438	80.09	4.591	10:19:52.763
2 -	1:27.166	43.360	2:10.526	81.88	1.679	10:22:03.289
3 -	1:26.287	43.548	2:09.835 (3)	82.32	0.988	10:24:13.124
4 -	1:26.047	43.332	2:09.379 (2)	82.61	0.532	10:26:22.503
5 -	***1:25.939***	***42.908***	***2:08.847*** (1)	***82.95***		***10:28:31.350***

P12 25 2 Haydon SMITH — Yamaha TZ 250 3YL - HI-Precision Engineering Ltd

IDEAL LAP TIME : 2:09.083 BEST LAP TIME : 2:09.083 DIFFERENCE : 0.000

LAP	SECTOR 1	SECTOR 2	LAP TIME	MPH	DIFF	TIME OF DAY
1 -	1:34.142	44.436	2:18.578	77.12	9.495	10:20:06.683
2 -	1:29.259	43.579	2:12.838	80.45	3.755	10:22:19.521
3 -	1:26.955	43.287	2:10.242 (3)	82.06	1.159	10:24:29.763
4 -	***1:26.493***	***42.590***	***2:09.083*** (1)	***82.80***		***10:26:38.846***
5 -	1:26.790	42.734	2:09.524 (2)	82.51	0.441	10:28:48.370

BMCRC - MRO Championships - Rnd 5 @ Snetterton 300

Open 500 & Rookie 600

QUALIFYING - SECTOR ANALYSIS

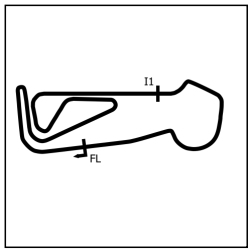

SECTOR 1 = FL to I1, SECTOR 2 = I1 to FL, DIFF = Difference To Personal Best Lap, P = Crossed Finish Line in Pit Lane, D = Time Disallowed

P13 63 R600 Tommy HEMPHILL — Yamaha R6 -

IDEAL LAP TIME : 2:11.372 BEST LAP TIME : 2:11.630 DIFFERENCE : 0.258

LAP	SECTOR 1	SECTOR 2	LAP TIME	MPH	DIFF	TIME OF DAY
1 -	1:35.674	45.624	2:21.298	75.64	9.668	10:20:04.270
2 -	1:30.138	45.067	2:15.205	79.05	3.575	10:22:19.475
3 -	***1:27.607***	44.091	2:11.698 **(2)**	81.15	0.068	10:24:31.173
4 -	1:27.807	44.314	2:12.121 **(3)**	80.89	0.491	10:26:43.294
5 -	1:27.865	***43.765***	***2:11.630*** **(1)**	***81.19***		***10:28:54.924***

P14 75 R600 Martin MAAG — HONDA CBR 600RR -

IDEAL LAP TIME : 2:12.010 BEST LAP TIME : 2:13.521 DIFFERENCE : 1.511

LAP	SECTOR 1	SECTOR 2	LAP TIME	MPH	DIFF	TIME OF DAY
1 -	1:33.844	47.619	2:21.463	75.55	7.942	10:20:24.471
2 -	1:30.208	47.359	2:17.567	77.69	4.046	10:22:42.038
3 -	1:30.798	***44.408***	2:15.206 **(2)**	79.05	1.685	10:24:57.244
4 -	***1:27.602***	45.919	***2:13.521*** **(1)**	***80.04***		***10:27:10.765***
5 -	1:31.366	45.193	2:16.559 **(3)**	78.26	3.038	10:29:27.324

P15 41 4 Euan BAINBOROUGH — Kawasaki NINJA 400 -

IDEAL LAP TIME : 2:15.744 BEST LAP TIME : 2:16.156 DIFFERENCE : 0.412

LAP	SECTOR 1	SECTOR 2	LAP TIME	MPH	DIFF	TIME OF DAY
1 -	1:33.540	45.682	2:19.222	76.77	3.066	10:19:59.729
2 -	1:31.880	45.386	2:17.266	77.86	1.110	10:22:16.995
3 -	***1:30.506***	45.661	2:16.167 **(2)**	78.49	0.011	10:24:33.162
4 -	1:30.918	***45.238***	***2:16.156*** **(1)**	***78.49***		***10:26:49.318***
5 -	1:30.835	45.946	2:16.781 **(3)**	78.14	0.625	10:29:06.099

P16 26 2 Damian LEE — Yamaha TZR250 - Leed Autos

IDEAL LAP TIME : 2:15.906 BEST LAP TIME : 2:16.513 DIFFERENCE : 0.607

LAP	SECTOR 1	SECTOR 2	LAP TIME	MPH	DIFF	TIME OF DAY
1 -	1:43.494	47.374	2:30.868	70.84	14.355	10:20:23.948
2 -	1:32.637	47.035	2:19.672	76.52	3.159	10:22:43.620
3 -	1:30.827	46.096	2:16.923 **(2)**	78.05	0.410	10:25:00.543
4 -	1:31.419	***45.094***	***2:16.513*** **(1)**	***78.29***		***10:27:17.056***
5 -	***1:30.812***	47.209	2:18.021 **(3)**	77.43	1.508	10:29:35.077

P17 198 R600 Charlie VAIL — Suzuki GSXR 600 -

IDEAL LAP TIME : 2:16.542 BEST LAP TIME : 2:16.591 DIFFERENCE : 0.049

LAP	SECTOR 1	SECTOR 2	LAP TIME	MPH	DIFF	TIME OF DAY
1 -	1:46.643	49.885	2:36.528	68.28	19.937	10:20:23.874
2 -	1:35.162	45.844	2:21.006	75.79	4.415	10:22:44.880
3 -	1:32.994	45.218	2:18.212 **(3)**	77.33	1.621	10:25:03.092
4 -	***1:31.619***	45.094	2:16.713 **(2)**	78.17	0.122	10:27:19.805
5 -	1:31.668	***44.923***	***2:16.591*** **(1)**	***78.24***		***10:29:36.396***

P18 52 2 Steve BAYLEY — Yamaha TZ 250 - UK Import Services

IDEAL LAP TIME : 2:16.571 BEST LAP TIME : 2:17.149 DIFFERENCE : 0.578

LAP	SECTOR 1	SECTOR 2	LAP TIME	MPH	DIFF	TIME OF DAY
1 -	1:38.264	47.412	2:25.676	73.36	8.527	10:20:14.774
2 -	1:31.990	***45.159***	***2:17.149*** **(1)**	***77.93***		***10:22:31.923***
3 -	***1:31.412***	46.264	2:17.676 **(3)**	77.63	0.527	10:24:49.599
4 -	1:33.286	46.816	2:20.102	76.28	2.953	10:27:09.701
5 -	1:31.624	45.737	2:17.361 **(2)**	77.81	0.212	10:29:27.062

BMCRC - MRO Championships - Rnd 5 @ Snetterton 300

Open 500 & Rookie 600

QUALIFYING - SECTOR ANALYSIS

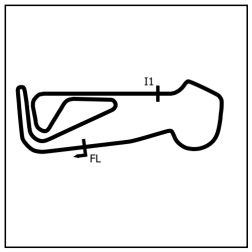

SECTOR 1 = FL to I1, SECTOR 2 = I1 to FL, DIFF = Difference To Personal Best Lap, P = Crossed Finish Line in Pit Lane, D = Time Disallowed

P19 67 4 Simon HARVEY

Kawasaki ZX4RR - HCL Car Sales - Dymag

IDEAL LAP TIME : 2:18.462 BEST LAP TIME : 2:18.462 DIFFERENCE : 0.000

LAP	SECTOR 1	SECTOR 2	LAP TIME		MPH	DIFF	TIME OF DAY
1 -	1:39.462	47.697	2:27.159		72.62	8.697	10:20:12.082
2 -	***1:31.984***	***46.478***	***2:18.462***	***(1)***	***77.19***		***10:22:30.544***
3 -	1:33.069	46.800	2:19.869	**(2)**	76.41	1.407	10:24:50.413
4 -	1:33.687	47.082	2:20.769	**(3)**	75.92	2.307	10:27:11.182
5 -	1:34.589	48.231	2:22.820		74.83	4.358	10:29:34.002

P20 11 2 Phil GUILLOU

- Thompsons

IDEAL LAP TIME : 2:19.438 BEST LAP TIME : 2:19.471 DIFFERENCE : 0.033

LAP	SECTOR 1	SECTOR 2	LAP TIME		MPH	DIFF	TIME OF DAY
1 -	1:37.424	48.228	2:25.652		73.38	6.181	10:20:09.998
2 -	1:33.200	***46.454***	2:19.654	**(2)**	76.53	0.183	10:22:29.652
3 -	***1:32.984***	46.487	***2:19.471***	***(1)***	***76.63***		***10:24:49.123***
4 -	1:33.783	47.581	2:21.364		75.60	1.893	10:27:10.487
5 -	1:33.774	46.788	2:20.562	**(3)**	76.03	1.091	10:29:31.049

P21 88 2 George PRINOS

Yamaha TZ250 - KAPPA PLANNING LTD

IDEAL LAP TIME : 2:20.232 BEST LAP TIME : 2:20.232 DIFFERENCE : 0.000

LAP	SECTOR 1	SECTOR 2	LAP TIME		MPH	DIFF	TIME OF DAY
1 -	1:43.681	50.006	2:33.687		69.54	13.455	10:20:27.868
2 -	1:35.777	50.142	2:25.919	**(3)**	73.24	5.687	10:22:53.787
3 -	1:33.600	48.279	2:21.879	**(2)**	75.33	1.647	10:25:15.666
4 -	***1:32.888***	***47.344***	***2:20.232***	***(1)***	***76.21***		***10:27:35.898***

P22 2 2 Andrew GILL

Kawasaki KR1S -

IDEAL LAP TIME : 2:19.751 BEST LAP TIME : 2:20.254 DIFFERENCE : 0.503

LAP	SECTOR 1	SECTOR 2	LAP TIME		MPH	DIFF	TIME OF DAY
1 -	1:42.112	48.320	2:30.432	**(3)**	71.04	10.178	10:20:23.672
2 -	1:44.418	46.933	2:31.351		70.61	11.097	10:22:55.023
3 -	1:34.323	***46.242***	2:20.565	**(2)**	76.03	0.311	10:25:15.588
4 -	***1:33.509***	46.745	***2:20.254***	***(1)***	***76.20***		***10:27:35.842***

P23 20 R600 Louis AITKEN

Yamaha R6 -

IDEAL LAP TIME : 2:20.372 BEST LAP TIME : 2:21.130 DIFFERENCE : 0.758

LAP	SECTOR 1	SECTOR 2	LAP TIME		MPH	DIFF	TIME OF DAY
1 -	1:41.959	48.093	2:30.052		71.22	8.922	10:20:17.019
2 -	1:37.170	47.646	2:24.816		73.80	3.686	10:22:41.835
3 -	1:35.754	***46.680***	2:22.434	**(3)**	75.03	1.304	10:25:04.269
4 -	***1:33.692***	47.438	***2:21.130***	***(1)***	***75.73***		***10:27:25.399***
5 -	1:34.504	47.238	2:21.742	**(2)**	75.40	0.612	10:29:47.141

P24 577 4 Richard BUCKHAM

Kawasaki 400 RESTRICTED TO 300 -

IDEAL LAP TIME : 2:22.784 BEST LAP TIME : 2:22.923 DIFFERENCE : 0.139

LAP	SECTOR 1	SECTOR 2	LAP TIME		MPH	DIFF	TIME OF DAY
1 -	1:40.092	48.902	2:28.994		71.73	6.071	10:20:15.141
2 -	***1:34.435***	48.488	***2:22.923***	***(1)***	***74.78***		***10:22:38.064***
3 -	1:35.729	***48.349***	2:24.078	**(3)**	74.18	1.155	10:25:02.142
4 -	1:35.391	48.622	2:24.013	**(2)**	74.21	1.090	10:27:26.155
5 -	1:36.216	48.735	2:24.951		73.73	2.028	10:29:51.106

BMCRC - MRO Championships - Rnd 5 @ Snetterton 300

Open 500 & Rookie 600

QUALIFYING - SECTOR ANALYSIS

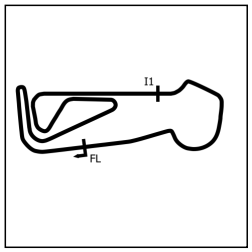

SECTOR 1 = FL to I1, SECTOR 2 = I1 to FL, DIFF = Difference To Personal Best Lap, P = Crossed Finish Line in Pit Lane, D = Time Disallowed

P25 82 4 Jack WOLFF Honda CB500 -

IDEAL LAP TIME : 2:24.822 BEST LAP TIME : 2:25.277 DIFFERENCE : 0.455

LAP	SECTOR 1	SECTOR 2	LAP TIME		MPH	DIFF	TIME OF DAY
1 -	1:39.131	49.380	2:28.511		71.96	3.234	10:20:16.757
2 -	1:39.921	***48.415***	2:28.336	**(3)**	72.05	3.059	10:22:45.093
3 -	***1:36.407***	48.870	***2:25.277***	**(1)**	***73.57***		***10:25:10.370***
4 -	1:37.141	48.724	2:25.865	**(2)**	73.27	0.588	10:27:36.235

P26 390 4 Robert EILBECK KTM RC 390 -

IDEAL LAP TIME : 2:26.472 BEST LAP TIME : 2:26.472 DIFFERENCE : 0.000

LAP	SECTOR 1	SECTOR 2	LAP TIME		MPH	DIFF	TIME OF DAY
1 -	1:46.722	51.573	2:38.295		67.52	11.823	10:20:28.030
2 -	1:39.009	49.260	2:28.269	**(2)**	72.08	1.797	10:22:56.299
3 -	***1:37.853***	***48.619***	***2:26.472***	**(1)**	***72.97***		***10:25:22.771***
4 -	1:38.939	49.393	2:28.332	**(3)**	72.05	1.860	10:27:51.103

P27 162 2 Darren COOPER Yamaha TZR 250 - Twistgrip Motorcycles

IDEAL LAP TIME : 2:27.964 BEST LAP TIME : 2:28.197 DIFFERENCE : 0.233

LAP	SECTOR 1	SECTOR 2	LAP TIME		MPH	DIFF	TIME OF DAY
1 -	1:43.143	49.781	2:32.924		69.89	4.727	10:20:25.483
2 -	1:38.641	50.072	2:28.713	**(2)**	71.87	0.516	10:22:54.196
3 -	1:40.271	***49.412***	2:29.683	**(3)**	71.40	1.486	10:25:23.879
4 -	***1:38.552***	49.645	***2:28.197***	**(1)**	***72.12***		***10:27:52.076***

P28 343 R600 David BROWN Kawasaki ZX6R -

IDEAL LAP TIME : 2:30.619 BEST LAP TIME : 2:31.185 DIFFERENCE : 0.566

LAP	SECTOR 1	SECTOR 2	LAP TIME		MPH	DIFF	TIME OF DAY
1 -	1:41.734	53.841	2:35.575	**(3)**	68.70	4.390	10:21:07.286
2 -	***1:39.944***	51.499	2:31.443	**(2)**	70.57	0.258	10:23:38.729
3 -	1:40.510	***50.675***	***2:31.185***	**(1)**	***70.69***		***10:26:09.914***
4 -	1:40.729						

BMCRC - MRO Championships - Rnd 5 @ Snetterton 300

Open 500 & Rookie 600

QUALIFYING - BEST SECTORS

	SECTOR 1		SECTOR 2	
POS	NO	TIME	NO	TIME
1	221	1:21.012	17	40.447
2	17	1:21.170	282	40.784
3	282	1:22.475	221	41.131
4	573	1:22.589	573	41.540
5	289	1:23.114	14	41.985
6	65	1:23.607	289	42.051
7	55	1:23.873	55	42.131
8	336	1:25.116	65	42.512
9	14	1:25.251	25	42.590
10	248	1:25.257	336	42.706
11	79	1:25.939	79	42.908
12	25	1:26.493	248	43.268
13	75	1:27.602	63	43.765
14	63	1:27.607	75	44.408
15	41	1:30.506	198	44.923
16	26	1:30.812	26	45.094
17	52	1:31.412	52	45.159
18	198	1:31.619	41	45.238
19	67	1:31.984	2	46.242
20	88	1:32.888	11	46.454
21	11	1:32.984	67	46.478
22	2	1:33.509	20	46.680
23	20	1:33.692	88	47.344
24	577	1:34.435	577	48.349
25	82	1:36.407	82	48.415
26	390	1:37.853	390	48.619
27	162	1:38.552	162	49.412
28	343	1:39.944	343	50.675

IDEAL / BEST COMPARISON

POS	NO	NAME	IDEAL	BEST	DIFF
		PERFECT LAP	2:01.459		
1	17	MORRIS	2:01.617	2:01.617	0.000
2	221	LEATHERLAND	2:02.143	2:02.143	0.000
3	282	SHINER	2:03.259	2:03.361	0.102
4	573	KETTERINGHAM	2:04.129	2:04.731	0.602
5	289	CHURCHER	2:05.165	2:05.538	0.373
6	55	ROCHE	2:06.004	2:06.004	0.000
7	65	HALL	2:06.119	2:06.554	0.435
8	14	DUNN	2:07.236	2:07.236	0.000
9	336	WRIGHT	2:07.822	2:07.995	0.173
10	248	WATERS	2:08.525	2:08.525	0.000
11	79	CRONE	2:08.847	2:08.847	0.000
12	25	SMITH	2:09.083	2:09.083	0.000
13	63	HEMPHILL	2:11.372	2:11.630	0.258
14	75	MAAG	2:12.010	2:13.521	1.511
15	41	BAINBOROUGH	2:15.744	2:16.156	0.412
16	26	LEE	2:15.906	2:16.513	0.607
17	198	VAIL	2:16.542	2:16.591	0.049
18	52	BAYLEY	2:16.571	2:17.149	0.578
19	67	HARVEY	2:18.462	2:18.462	0.000
20	11	GUILLOU	2:19.438	2:19.471	0.033
21	2	GILL	2:19.751	2:20.254	0.503
22	88	PRINOS	2:20.232	2:20.232	0.000
23	20	AITKEN	2:20.372	2:21.130	0.758
24	577	BUCKHAM	2:22.784	2:22.923	0.139
25	82	WOLFF	2:24.822	2:25.277	0.455
26	390	EILBECK	2:26.472	2:26.472	0.000
27	162	COOPER	2:27.964	2:28.197	0.233
28	343	BROWN	2:30.619	2:31.185	0.566

Weather / Track : /

Snetterton 300: 2.9689 miles
Date: 27/06/2026 Start: 10:17 Finish: 10:27

Results can be found at www.tsl-timing.com

Printed - 10:30 Saturday, 27 June 2026

BMCRC - MRO Championships - Rnd 5 @ Snetterton 300

Open 500 & Rookie 600

QUALIFYING - STATISTICS

Competitors Started	28
Planned Start	2026-06-27 @ 10:15:00.000
Actual Start	2026-06-27 @ 10:17:25.692
Finish Time	2026-06-27 @ 10:27:33.183
Track Length	2.9689mi.
Total Laps	130
Total Distance Covered	385.9585mi.

Session Fastest Lap History

NO	CL	NAME	LAP TIME	TIME OF DAY	LAP	VEHICLE
221	R600	**Keaten LEATHERLAND**	**2:09.536**	10:19:47.155	1	Yamaha R6
17	R600	**Andrew MORRIS**	**2:08.311**	10:19:47.184	1	Honda CBR600RR
17	R600	**Andrew MORRIS**	**2:03.665**	10:21:50.849	2	Honda CBR600RR
17	R600	**Andrew MORRIS**	**2:01.617**	10:23:52.466	3	Honda CBR600RR

Flag History

TYPE	TIME OF DAY
GREEN	10:17:25.692
FINISH	10:27:33.183

Flag Statistics

TYPE	COUNT	TOTAL LAPS	TOTAL TIME
Green	1	5	12:58.225
Red	0	0	0.000
Safety Car	0	0	0.000
FCY	0	0	0.000

BMCRC - MRO Championships - Rnd 5 @ Snetterton 300

Open 500 & Rookie 600

QUALIFYING - STATISTICS

CLASS : R600

14 Starters

Fastest Lap History

NO	NAME	LAP TIME	TIME OF DAY	LAP	VEHICLE
221	**Keaten LEATHERLAND**	**2:09.536**	10:19:47.155	1	Yamaha R6
17	**Andrew MORRIS**	**2:08.311**	10:19:47.184	1	Honda CBR600RR
17	**Andrew MORRIS**	**2:03.665**	10:21:50.849	2	Honda CBR600RR
17	**Andrew MORRIS**	**2:01.617**	10:23:52.466	3	Honda CBR600RR

BMCRC - MRO Championships - Rnd 5 @ Snetterton 300

Open 500 & Rookie 600

QUALIFYING - STATISTICS

CLASS : 2

8 Starters

Fastest Lap History

NO	NAME	LAP TIME	TIME OF DAY	LAP	VEHICLE
14	**Bruce DUNN**	**2:21.283**	10:20:04.794	1	Yamaha TZ250
25	**Haydon SMITH**	**2:18.578**	10:20:06.683	1	Yamaha TZ 250 3YL
14	**Bruce DUNN**	**2:10.266**	10:22:15.060	2	Yamaha TZ250
14	**Bruce DUNN**	**2:08.929**	10:24:23.989	3	Yamaha TZ250
14	**Bruce DUNN**	**2:07.236**	10:28:43.583	5	Yamaha TZ250

BMCRC - MRO Championships - Rnd 5 @ Snetterton 300

Open 500 & Rookie 600

QUALIFYING - STATISTICS

CLASS : 4

6 Starters

Fastest Lap History

NO	NAME	LAP TIME	TIME OF DAY	LAP	VEHICLE
79	**Sean CRONE**	**2:13.438**	10:19:52.763	1	Kawasaki ZX4RR
79	**Sean CRONE**	**2:10.526**	10:22:03.289	2	Kawasaki ZX4RR
79	**Sean CRONE**	**2:09.835**	10:24:13.124	3	Kawasaki ZX4RR
79	**Sean CRONE**	**2:09.379**	10:26:22.503	4	Kawasaki ZX4RR
79	**Sean CRONE**	**2:08.847**	10:28:31.350	5	Kawasaki ZX4RR

BMCRC - MRO Championships - Rnd 5 @ Snetterton 300

Open 500 & Rookie 600

RACE 6 - GRID (5 Laps)

BMCRC ROOKIE 600

BMCRC OPEN 500

ROW 11	33 **101** Ben NICHOLLS	32 **162** Darren COOPER 2:28.197	31 **390** Robert EILBECK 2:26.472
ROW 10	30 **82** Jack WOLFF 2:25.277	29 **577** Richard BUCKHAM 2:22.923	28 **2** Andrew GILL 2:20.254
ROW 9	27 **88** George PRINOS 2:20.232	26 **11** Phil GUILLOU 2:19.471	25 **67** Simon HARVEY 2:18.462
ROW 8	24 **52** Steve BAYLEY 2:17.149	23 **26** Damian LEE 2:16.513	22 **41** Euan BAINBOROUGH 2:16.156
ROW 7	21 **25** Haydon SMITH 2:09.083	20 **79** Sean CRONE 2:08.847	19 **14** Bruce DUNN 2:07.236
ROW 6	18	17	16
ROW 5	15 **102** Gareth KING	14 **343** David BROWN 2:31.185	13 **20** Louis AITKEN 2:21.130
ROW 4	12 **198** Charlie VAIL 2:16.591	11 **75** Martin MAAG 2:13.521	10 **63** Tommy HEMPHILL 2:11.630
ROW 3	9 **248** David WATERS 2:08.525	8 **336** Curtis WRIGHT 2:07.995	7 **65** Albert HALL 2:06.554
ROW 2	6 **55** Timothy ROCHE 2:06.004	5 **289** Sam CHURCHER 2:05.538	4 **573** Cian KETTERINGHAM 2:04.731
ROW 1	3 **282** Chad SHINER 2:03.361	2 **221** Keaten LEATHERLAND 2:02.143	1 **17** Andrew MORRIS 2:01.617 **Pole**

These results are provisional until the conclusion of any judicial and technical matters.

Snetterton 300: 2.9689 miles

Clerk Of Course: Caroline Patterson / Tony MacBride	Timekeeper: Craig Smith	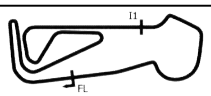

Results can be found at www.tsl-timing.com

Printed - 10:32 Saturday, 27 June 2026

TSL SPORTS TIMING TIMING SOLUTIONS LTD

BMCRC - MRO Championships - Rnd 5 @ Snetterton 300

Open 500 & Rookie 600

RACE 6 - CLASSIFICATION

Race Distance: 5 Laps / 14.84 miles

POS	NO	CL	PIC	NAME	ENTRY	LAPS	TIME	GAP	DIFF	MPH	BEST	ON	GRD	↑↓
1	**17**	R600	1	**Andrew MORRIS**	Honda CBR600RR - House to Home	**5**	10:22.842			85.80	**2:02.562**	2	1	0
2	**289**	R600	2	**Sam CHURCHER**	Yamaha R6 -	**5**	10:23.148	**0.306**	0.306	85.75	**2:02.440**	3	5	3
3	**282**	R600	3	**Chad SHINER**	Yamaha R6 - Privateer	**5**	10:24.645	**1.803**	1.497	85.55	**2:02.730**	2	3	0
4	**221**	R600	4	**Keaten LEATHERLAND**	Yamaha R6 - GL Fabrications Racing/ Complete Engineering	**5**	10:24.878	**2.036**	0.233	85.52	**2:01.435**	3	2	-2
5	**573**	R600	5	**Cian KETTERINGHAM**	Suzuki GSXR-6 -	**5**	10:34.910	**12.068**	10.032	84.16	**2:03.634**	4	4	-1
6	**55**	R600	6	**Timothy ROCHE**	Yamaha R6 -	**5**	10:39.309	**16.467**	4.399	83.59	**2:05.528**	3	6	0
7	**336**	R600	7	**Curtis WRIGHT**	Kawasaki ZX636 - Frocester Group	**5**	10:44.531	**21.689**	5.222	82.91	**2:06.824**	2	8	1
8	**248**	R600	8	**David WATERS**	Kawasaki ZX6R - Motorcycle Pit Stop Ltd	**5**	10:49.264	**26.422**	4.733	82.30	**2:07.675**	2	9	1
9	**63**	R600	9	**Tommy HEMPHILL**	Yamaha R6 -	**5**	10:59.723	**36.881**	10.459	81.00	**2:09.913**	5	10	1
10	**65**	R600	10	**Albert HALL**	Yamaha YZF-R6 -	**5**	11:42.772	**1:19.930**	43.049	76.04	**2:07.095**	4	7	-3
11	**14**	2	1	**Bruce DUNN**	Yamaha TZ250 - VHM UK	**5**	11:44.306	**1:21.464**	1.534	75.87	**2:07.251**	5	16	5
12	**25**	2	2	**Haydon SMITH**	Yamaha TZ 250 3YL - HI-Precision Engineering Ltd	**5**	11:44.663	**1:21.821**	0.357	75.83	**2:06.867**	5	18	6
13	**79**	4	1	**Sean CRONE**	Kawasaki ZX4RR - SC RACING	**5**	11:53.994	**1:31.152**	9.331	74.84	**2:09.044**	2	17	4
14	**20**	R600	11	**Louis AITKEN**	Yamaha R6 -	**5**	12:17.998	**1:55.156**	24.004	72.41	**2:25.314**	4	13	-1
15	**11**	2	3	**Phil GUILLOU**	- Thompsons	**4**	10:22.786	**1 Lap**	1 Lap	68.64	**2:18.389**	4	23	8
16	**88**	2	4	**George PRINOS**	Yamaha TZ250 - KAPPA PLANNING LTD	**4**	10:25.224	**1 Lap**	2.438	68.37	**2:18.735**	2	24	8
17	**67**	4	2	**Simon HARVEY**	Kawasaki ZX4RR - HCL Car Sales - Dymag	**4**	10:25.692	**1 Lap**	0.468	68.32	**2:19.028**	3	22	5
18	**41**	4	3	**Euan BAINBOROUGH**	Kawasaki NINJA 400 -	**4**	10:26.083	**1 Lap**	0.391	68.28	**2:19.029**	2	19	1
19	**2**	2	5	**Andrew GILL**	Kawasaki KR1S -	**4**	10:27.599	**1 Lap**	1.516	68.12	**2:19.022**	3	25	6
20	**26**	2	6	**Damian LEE**	Yamaha TZR250 - Leed Autos	**4**	10:38.466	**1 Lap**	10.867	66.96	**2:19.239**	3	20	0
21	**577**	4	4	**Richard BUCKHAM**	Kawasaki 400 RESTRICTED TO 300 -	**4**	10:48.512	**1 Lap**	10.046	65.92	**2:24.605**	4	26	5
22	**82**	4	5	**Jack WOLFF**	Honda CB500 -	**4**	10:49.183	**1 Lap**	0.671	65.85	**2:24.385**	4	27	5
23	**390**	4	6	**Robert EILBECK**	KTM RC 390 -	**4**	10:51.708	**1 Lap**	2.525	65.60	**2:24.347**	4	28	5
24	**343**	R600	12	**David BROWN**	Kawasaki ZX6R -	**3**	10:58.896	**2 Laps**	1 Lap	48.66	**2:34.425**	3	14	-10

NOT CLASSIFIED

DNF	**75**	R600		**Martin MAAG**	HONDA CBR 600RR -	**0**							11	
DNF	**198**	R600		**Charlie VAIL**	Suzuki GSXR 600 -	**0**							12	

NOT STARTED

NS	**52**	2		**Steve BAYLEY**	Yamaha TZ 250 - UK Import Services								21	

FASTEST LAP

221	R600	**Keaten LEATHERLAND**	Yamaha R6 - GL Fabrications Racing/ Complete Engineering	**3**	2:01.435	88.01 mph	141.64 kph
25	2	**Haydon SMITH**	Yamaha TZ 250 3YL - HI-Precision Engineering Ltd	**5**	2:06.867	84.24 mph	135.58 kph
79	4	**Sean CRONE**	Kawasaki ZX4RR - SC RACING	**2**	2:09.044	82.82 mph	133.29 kph

Class R600 - 92.5% of Race Speed = 79.36 mph
Class 2 - 92.5% of Race Speed = 70.17 mph
Class 4 - 92.5% of Race Speed = 69.22 mph

Weather / Track : Bright / Dry
These results are provisional until the conclusion of any judicial and technical matters.

Date: 27/06/2026 Start: 13:52 Finish: 14:02
Snetterton 300: 2.9689 miles

Clerk Of Course: Caroline Patterson / Tony MacBride	Timekeeper: Craig Smith	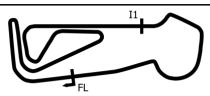

Results can be found at www.tsl-timing.com

Printed - 14:06 Saturday, 27 June 2026

BMCRC - MRO Championships - Rnd 5 @ Snetterton 300

Open 500 & Rookie 600

RACE 6 - LAP CHART

LAP 1 @ 13:54:17.527

NO	BEHIND	LAP TIME
221		2:06.341
17	1.087	2:07.428
282	4.124	2:10.465
289	4.530	2:10.871
55	6.582	2:12.923
573	7.421	2:13.762
248	7.567	2:13.908
336	7.989	2:14.330
63	11.339	2:17.680
20	24.190	2:30.531
343	32.635	2:38.976
65	1:00.194	3:06.535
14	1:07.491	3:13.832
25	1:08.296	3:14.637
79	1:08.928	3:15.269
11	1:18.393	3:24.734
88	1:19.400	3:25.741
26	1:19.869	3:26.210
67	1:20.018	3:26.359
41	1:21.171	3:27.512
2	1:23.898	3:30.239
577	1:26.183	3:32.524
82	1:27.101	3:33.442
390	1:28.276	3:34.617
20	1:17.428	2:26.919
65	1:18.938	2:08.617
14	1:20.164	2:07.748
25	1:20.913	2:07.527
79	1:24.435	2:09.392
88	1:54.188	2:18.982
11	1:55.127	2:19.390
67	1:55.920	2:19.028
26	1:56.358	2:19.239
41	1:56.705	2:19.434
2	1:59.269	2:19.022

LAP 2 @ 13:56:19.021

NO	BEHIND	LAP TIME
221		2:01.494
17	2.155	2:02.562
282	5.360	2:02.730
289	5.801	2:02.765
573	11.320	2:05.393
55	12.362	2:07.274
336	13.319	2:06.824
248	13.748	2:07.675
63	20.814	2:10.969
20	51.944	2:29.248
65	1:11.756	2:13.056
14	1:13.851	2:07.854
25	1:14.821	2:08.019
79	1:16.478	2:09.044
88	1:36.641	2:18.735
11	1:37.172	2:20.273
67	1:38.327	2:19.803
26	1:38.554	2:20.179
41	1:38.706	2:19.029
2	1:41.682	2:19.278
577	1:49.838	2:25.149
82	1:50.713	2:25.106
390	1:53.910	2:27.128

LAP 3 @ 13:58:20.456

NO	BEHIND	LAP TIME
221		2:01.435
17	4.173	2:03.453
289	6.806	2:02.440
282	6.887	2:02.962
573	14.171	2:04.286
55	16.455	2:05.528
336	18.988	2:07.104
248	21.486	2:09.173
63	30.001	2:10.622

LAP 4 @ 14:00:22.676

NO	BEHIND	LAP TIME
221		2:02.220
17	6.894	2:04.941
289	8.475	2:03.889
282	8.524	2:03.857
577	1 Lap	2:26.234
343	2 Laps	5:45.495
82	1 Lap	2:26.250
573	15.585	2:03.634
390	1 Lap	2:25.616
55	20.414	2:06.179
336	23.943	2:07.175
248	28.395	2:09.129
63	38.320	2:10.539
65	1:23.813	2:07.095
14	1:25.565	2:07.621
25	1:26.306	2:07.613
79	1:31.927	2:09.712
20	1:40.522	2:25.314
11	2:11.296	2:18.389

LAP 5 @ 14:02:34.028

NO	BEHIND	LAP TIME
17		2:04.458
289	0.306	2:03.183
282	1.803	2:04.631
221	2.036	2:13.388
88	1 Lap	2:21.766
67	1 Lap	2:20.502
41	1 Lap	2:20.108
2	1 Lap	2:19.060
573	12.068	2:07.835
26	1 Lap	2:32.838
55	16.467	2:07.405
336	21.689	2:09.098
577	1 Lap	2:24.605
82	1 Lap	2:24.385
248	26.422	2:09.379
390	1 Lap	2:24.347
343	2 Laps	2:34.425
63	36.881	2:09.913
65	1:19.930	2:07.469
14	1:21.464	2:07.251
25	1:21.821	2:06.867
79	1:31.152	2:10.577
20	1:55.156	2:25.986

Weather / Track : Bright / Dry

Snetterton 300: 2.9689 miles
Date: 27/06/2026 Start: 13:52 Finish: 14:02

Results can be found at www.tsl-timing.com

Printed - 14:06 Saturday, 27 June 2026

BMCRC - MRO Championships - Rnd 5 @ Snetterton 300

Open 500 & Rookie 600

RACE 6 - POSITION CHART

No	Name	Lap Pos	1	2	3	4	5
17	MORRIS	1	221	221	221	221	17
221	LEATHERLAND	2	17	17	17	17	289
282	SHINER	3	282	282	289	289	282
573	KETTERINGHAM	4	289	289	282	282	221
289	CHURCHER	5	55	573	573	573	573
55	ROCHE	6	573	55	55	55	55
65	HALL	7	248	336	336	336	336
336	WRIGHT	8	336	248	248	248	248
248	WATERS	9	63	63	63	63	63
63	HEMPHILL	10	20	20	20	65	65
75	MAAG	11	343	65	65	14	14
198	VAIL	12	65	14	14	25	25
20	AITKEN	13	14	25	25	79	79
343	BROWN	14	25	79	79	20	20
14	DUNN	15	79	88	88	11	
79	CRONE	16	11	11	11	88	
25	SMITH	17	88	67	67	67	
41	BAINBOROUGH	18	26	26	26	41	
26	LEE	19	67	41	41	2	
52	BAYLEY	20	41	2	2	26	
67	HARVEY	21	2	577	577	577	
11	GUILLOU	22	577	82	82	82	
88	PRINOS	23	82	390	390	390	
2	GILL	24	390	343	343		
577	BUCKHAM	25					
82	WOLFF	26					
390	EILBECK	27					

Weather / Track : Bright / Dry

Snetterton 300: 2.9689 miles
Date: 27/06/2026 Start: 13:52 Finish: 14:02

Results can be found at www.tsl-timing.com

Printed - 14:06 Saturday, 27 June 2026

BMCRC - MRO Championships - Rnd 5 @ Snetterton 300

Open 500 & Rookie 600

RACE 6 - SECTOR ANALYSIS

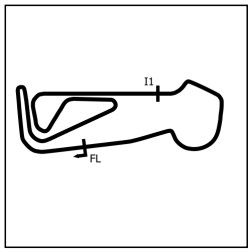

SECTOR 1 = FL to I1, SECTOR 2 = I1 to FL, DIFF = Difference To Personal Best Lap, P = Crossed Finish Line in Pit Lane, D = Time Disallowed

P1 17 R600 Andrew MORRIS

Honda CBR600RR - House to Home

IDEAL LAP TIME : 2:02.562 BEST LAP TIME : 2:02.562 DIFFERENCE : 0.000

LAP	SECTOR 1	SECTOR 2	LAP TIME		MPH	DIFF	TIME OF DAY
1 -		40.981	2:07.428		83.87	4.866	13:54:18.614
2 -	***1:21.618***	***40.944***	***2:02.562***	***(1)***	***87.20***		***13:56:21.176***
3 -	1:22.282	41.171	2:03.453	**(2)**	86.57	0.891	13:58:24.629
4 -	1:22.525	42.416	2:04.941		85.54	2.379	14:00:29.570
5 -	1:22.853	41.605	2:04.458	**(3)**	85.87	1.896	14:02:34.028

P2 289 R600 Sam CHURCHER

Yamaha R6 -

IDEAL LAP TIME : 2:02.296 BEST LAP TIME : 2:02.440 DIFFERENCE : 0.144

LAP	SECTOR 1	SECTOR 2	LAP TIME		MPH	DIFF	TIME OF DAY
1 -		41.342	2:10.871		81.66	8.431	13:54:22.057
2 -	1:21.713	***41.052***	2:02.765	**(2)**	87.06	0.325	13:56:24.822
3 -	1:21.256	41.184	***2:02.440***	***(1)***	***87.29***		***13:58:27.262***
4 -	1:21.989	41.900	2:03.889		86.27	1.449	14:00:31.151
5 -	***1:21.244***	41.939	2:03.183	**(3)**	86.76	0.743	14:02:34.334

P3 282 R600 Chad SHINER

Yamaha R6 - Privateer

IDEAL LAP TIME : 2:02.730 BEST LAP TIME : 2:02.730 DIFFERENCE : 0.000

LAP	SECTOR 1	SECTOR 2	LAP TIME		MPH	DIFF	TIME OF DAY
1 -		41.200	2:10.465		81.92	7.735	13:54:21.651
2 -	***1:21.704***	***41.026***	***2:02.730***	***(1)***	***87.08***		***13:56:24.381***
3 -	1:21.874	41.088	2:02.962	**(2)**	86.92	0.232	13:58:27.343
4 -	1:22.160	41.697	2:03.857	**(3)**	86.29	1.127	14:00:31.200
5 -	1:22.536	42.095	2:04.631		85.75	1.901	14:02:35.831

P4 221 R600 Keaten LEATHERLAND

Yamaha R6 - GL Fabrications Racing/ Complete Engineering S

IDEAL LAP TIME : 2:01.434 BEST LAP TIME : 2:01.435 DIFFERENCE : 0.001

LAP	SECTOR 1	SECTOR 2	LAP TIME		MPH	DIFF	TIME OF DAY
1 -		41.196	2:06.341		84.59	4.906	13:54:17.527
2 -	***1:20.606***	40.888	2:01.494	**(2)**	87.97	0.059	13:56:19.021
3 -	1:20.607	***40.828***	***2:01.435***	***(1)***	***88.01***		***13:58:20.456***
4 -	1:21.345	40.875	2:02.220	**(3)**	87.44	0.785	14:00:22.676
5 -	1:31.706	41.682	2:13.388		80.12	11.953	14:02:36.064

P5 573 R600 Cian KETTERINGHAM

Suzuki GSXR-6 -

IDEAL LAP TIME : 2:03.633 BEST LAP TIME : 2:03.634 DIFFERENCE : 0.001

LAP	SECTOR 1	SECTOR 2	LAP TIME		MPH	DIFF	TIME OF DAY
1 -		42.388	2:13.762		79.90	10.128	13:54:24.948
2 -	1:23.231	42.162	2:05.393	**(3)**	85.23	1.759	13:56:30.341
3 -	1:22.756	***41.530***	2:04.286	**(2)**	85.99	0.652	13:58:34.627
4 -	***1:22.103***	41.531	***2:03.634***	***(1)***	***86.44***		***14:00:38.261***
5 -	1:24.796	43.039	2:07.835		83.60	4.201	14:02:46.096

P6 55 R600 Timothy ROCHE

Yamaha R6 -

IDEAL LAP TIME : 2:05.528 BEST LAP TIME : 2:05.528 DIFFERENCE : 0.000

LAP	SECTOR 1	SECTOR 2	LAP TIME		MPH	DIFF	TIME OF DAY
1 -		42.172	2:12.923		80.40	7.395	13:54:24.109
2 -	1:24.672	42.602	2:07.274	**(3)**	83.97	1.746	13:56:31.383
3 -	***1:23.398***	***42.130***	***2:05.528***	***(1)***	***85.14***		***13:58:36.911***
4 -	1:23.927	42.252	2:06.179	**(2)**	84.70	0.651	14:00:43.090
5 -	1:25.198	42.207	2:07.405		83.89	1.877	14:02:50.495

BMCRC - MRO Championships - Rnd 5 @ Snetterton 300

Open 500 & Rookie 600

RACE 6 - SECTOR ANALYSIS

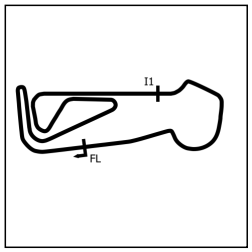

SECTOR 1 = FL to I1, SECTOR 2 = I1 to FL, DIFF = Difference To Personal Best Lap, P = Crossed Finish Line in Pit Lane, D = Time Disallowed

P7 336 R600 Curtis WRIGHT

Kawasaki ZX636 - Frocester Group

IDEAL LAP TIME : 2:06.714 BEST LAP TIME : 2:06.824 DIFFERENCE : 0.110

LAP	SECTOR 1	SECTOR 2	LAP TIME		MPH	DIFF	TIME OF DAY
1 -		42.774	2:14.330		79.56	7.506	13:54:25.516
2 -	***1:24.191***	42.633	***2:06.824***	***(1)***	***84.27***		***13:56:32.340***
3 -	1:24.578	42.526	2:07.104	**(2)**	84.08	0.280	13:58:39.444
4 -	1:24.652	***42.523***	2:07.175	**(3)**	84.04	0.351	14:00:46.619
5 -	1:25.193	43.905	2:09.098		82.79	2.274	14:02:55.717

P8 248 R600 David WATERS

Kawasaki ZX6R - Motorcycle Pit Stop Ltd

IDEAL LAP TIME : 2:07.643 BEST LAP TIME : 2:07.675 DIFFERENCE : 0.032

LAP	SECTOR 1	SECTOR 2	LAP TIME		MPH	DIFF	TIME OF DAY
1 -		***42.988***	2:13.908		79.81	6.233	13:54:25.094
2 -	***1:24.655***	43.020	***2:07.675***	***(1)***	***83.71***		***13:56:32.769***
3 -	1:25.527	43.646	2:09.173	**(3)**	82.74	1.498	13:58:41.942
4 -	1:25.565	43.564	2:09.129	**(2)**	82.77	1.454	14:00:51.071
5 -	1:25.801	43.578	2:09.379		82.61	1.704	14:03:00.450

P9 63 R600 Tommy HEMPHILL

Yamaha R6 -

IDEAL LAP TIME : 2:09.913 BEST LAP TIME : 2:09.913 DIFFERENCE : 0.000

LAP	SECTOR 1	SECTOR 2	LAP TIME		MPH	DIFF	TIME OF DAY
1 -		44.378	2:17.680		77.62	7.767	13:54:28.866
2 -	1:27.190	43.779	2:10.969		81.60	1.056	13:56:39.835
3 -	1:26.750	43.872	2:10.622	**(3)**	81.82	0.709	13:58:50.457
4 -	1:27.109	43.430	2:10.539	**(2)**	81.87	0.626	14:01:00.996
5 -	***1:26.624***	***43.289***	***2:09.913***	***(1)***	***82.27***		***14:03:10.909***

P10 65 R600 Albert HALL

Yamaha YZF-R6 -

IDEAL LAP TIME : 2:07.058 BEST LAP TIME : 2:07.095 DIFFERENCE : 0.037

LAP	SECTOR 1	SECTOR 2	LAP TIME		MPH	DIFF	TIME OF DAY
1 -		1:37.723	3:06.535		57.29	59.440	13:55:17.721
2 -	1:29.160	43.896	2:13.056		80.32	5.961	13:57:30.777
3 -	1:25.600	43.017	2:08.617	**(3)**	83.10	1.522	13:59:39.394
4 -	1:24.840	***42.255***	***2:07.095***	***(1)***	***84.09***		***14:01:46.489***
5 -	***1:24.803***	42.666	2:07.469	**(2)**	83.84	0.374	14:03:53.958

P11 14 2 Bruce DUNN

Yamaha TZ250 - VHM UK

IDEAL LAP TIME : 2:06.570 BEST LAP TIME : 2:07.251 DIFFERENCE : 0.681

LAP	SECTOR 1	SECTOR 2	LAP TIME		MPH	DIFF	TIME OF DAY
1 -		42.738	3:13.832		55.14	1:06.581	13:55:25.018
2 -	1:25.646	42.208	2:07.854		83.59	0.603	13:57:32.872
3 -	1:25.121	42.627	2:07.748	**(3)**	83.66	0.497	13:59:40.620
4 -	1:25.731	***41.890***	2:07.621	**(2)**	83.74	0.370	14:01:48.241
5 -	***1:24.680***	42.571	***2:07.251***	***(1)***	***83.99***		***14:03:55.492***

P12 25 2 Haydon SMITH

Yamaha TZ 250 3YL - HI-Precision Engineering Ltd

IDEAL LAP TIME : 2:06.855 BEST LAP TIME : 2:06.867 DIFFERENCE : 0.012

LAP	SECTOR 1	SECTOR 2	LAP TIME		MPH	DIFF	TIME OF DAY
1 -		42.830	3:14.637		54.91	1:07.770	13:55:25.823
2 -	1:25.482	42.537	2:08.019		83.48	1.152	13:57:33.842
3 -	1:25.191	42.336	2:07.527	**(2)**	83.81	0.660	13:59:41.369
4 -	1:25.537	***42.076***	2:07.613	**(3)**	83.75	0.746	14:01:48.982
5 -	***1:24.779***	42.088	***2:06.867***	***(1)***	***84.24***		***14:03:55.849***

BMCRC - MRO Championships - Rnd 5 @ Snetterton 300

Open 500 & Rookie 600

RACE 6 - SECTOR ANALYSIS

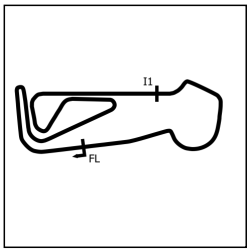

SECTOR 1 = FL to I1, SECTOR 2 = I1 to FL, DIFF = Difference To Personal Best Lap, P = Crossed Finish Line in Pit Lane, D = Time Disallowed

P13 79 4 Sean CRONE — Kawasaki ZX4RR - SC RACING

IDEAL LAP TIME : 2:09.044 BEST LAP TIME : 2:09.044 DIFFERENCE : 0.000

LAP	SECTOR 1	SECTOR 2	LAP TIME	MPH	DIFF	TIME OF DAY
1 -		43.365	3:15.269	54.73	1:06.225	13:55:26.455
2 -	***1:26.050***	***42.994***	***2:09.044*** ***(1)***	***82.82***		***13:57:35.499***
3 -	1:26.242	43.150	2:09.392 **(2)**	82.60	0.348	13:59:44.891
4 -	1:26.708	43.004	2:09.712 **(3)**	82.39	0.668	14:01:54.603
5 -	1:26.131	44.446	2:10.577	81.85	1.533	14:04:05.180

P14 20 R600 Louis AITKEN — Yamaha R6 -

IDEAL LAP TIME : 2:25.308 BEST LAP TIME : 2:25.314 DIFFERENCE : 0.006

LAP	SECTOR 1	SECTOR 2	LAP TIME	MPH	DIFF	TIME OF DAY
1 -		48.799	2:30.531	71.00	5.217	13:54:41.717
2 -	1:40.173	49.075	2:29.248	71.61	3.934	13:57:10.965
3 -	1:37.736	49.183	2:26.919 **(3)**	72.74	1.605	13:59:37.884
4 -	***1:37.509***	47.805	***2:25.314*** ***(1)***	***73.55***		***14:02:03.198***
5 -	1:38.187	***47.799***	2:25.986 **(2)**	73.21	0.672	14:04:29.184

P15 11 2 Phil GUILLOU — - Thompsons

IDEAL LAP TIME : 2:18.389 BEST LAP TIME : 2:18.389 DIFFERENCE : 0.000

LAP	SECTOR 1	SECTOR 2	LAP TIME	MPH	DIFF	TIME OF DAY
1 -		46.357	3:24.734	52.20	1:06.345	13:55:35.920
2 -	1:33.879	46.394	2:20.273 **(3)**	76.19	1.884	13:57:56.193
3 -	1:33.383	46.007	2:19.390 **(2)**	76.67	1.001	14:00:15.583
4 -	***1:32.511***	***45.878***	***2:18.389*** ***(1)***	***77.23***		***14:02:33.972***

P16 88 2 George PRINOS — Yamaha TZ250 - KAPPA PLANNING LTD

IDEAL LAP TIME : 2:18.053 BEST LAP TIME : 2:18.735 DIFFERENCE : 0.682

LAP	SECTOR 1	SECTOR 2	LAP TIME	MPH	DIFF	TIME OF DAY
1 -		***46.552***	3:25.741	51.94	1:07.006	13:55:36.927
2 -	***1:31.501***	47.234	***2:18.735*** ***(1)***	***77.03***		***13:57:55.662***
3 -	1:31.876	47.106	2:18.982 **(2)**	76.90	0.247	14:00:14.644
4 -	1:35.169	46.597	2:21.766 **(3)**	75.39	3.031	14:02:36.410

P17 67 4 Simon HARVEY — Kawasaki ZX4RR - HCL Car Sales - Dymag

IDEAL LAP TIME : 2:18.574 BEST LAP TIME : 2:19.028 DIFFERENCE : 0.454

LAP	SECTOR 1	SECTOR 2	LAP TIME	MPH	DIFF	TIME OF DAY
1 -		46.482	3:26.359	51.79	1:07.331	13:55:37.545
2 -	***1:32.591***	47.212	2:19.803 **(2)**	76.45	0.775	13:57:57.348
3 -	1:33.045	***45.983***	***2:19.028*** ***(1)***	***76.87***		***14:00:16.376***
4 -	1:33.356	47.146	2:20.502 **(3)**	76.07	1.474	14:02:36.878

P18 41 4 Euan BAINBOROUGH — Kawasaki NINJA 400 -

IDEAL LAP TIME : 2:18.699 BEST LAP TIME : 2:19.029 DIFFERENCE : 0.330

LAP	SECTOR 1	SECTOR 2	LAP TIME	MPH	DIFF	TIME OF DAY
1 -		47.172	3:27.512	51.50	1:08.483	13:55:38.698
2 -	***1:32.785***	46.244	***2:19.029*** ***(1)***	***76.87***		***13:57:57.727***
3 -	1:33.452	45.982	2:19.434 **(2)**	76.65	0.405	14:00:17.161
4 -	1:34.194	***45.914***	2:20.108 **(3)**	76.28	1.079	14:02:37.269

P19 2 2 Andrew GILL — Kawasaki KR1S -

IDEAL LAP TIME : 2:18.914 BEST LAP TIME : 2:19.022 DIFFERENCE : 0.108

LAP	SECTOR 1	SECTOR 2	LAP TIME	MPH	DIFF	TIME OF DAY
1 -		46.825	3:30.239	50.83	1:11.217	13:55:41.425
2 -	1:32.950	46.328	2:19.278 **(3)**	76.73	0.256	13:58:00.703
3 -	1:32.702	***46.320***	***2:19.022*** ***(1)***	***76.88***		***14:00:19.725***
4 -	***1:32.594***	46.466	2:19.060 **(2)**	76.85	0.038	14:02:38.785

BMCRC - MRO Championships - Rnd 5 @ Snetterton 300

Open 500 & Rookie 600

RACE 6 - SECTOR ANALYSIS

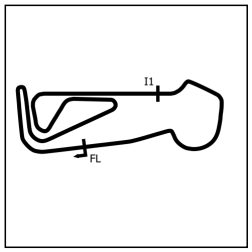

SECTOR 1 = FL to I1, SECTOR 2 = I1 to FL, DIFF = Difference To Personal Best Lap, P = Crossed Finish Line in Pit Lane, D = Time Disallowed

P20 26 2 Damian LEE — Yamaha TZR250 - Leed Autos

IDEAL LAP TIME : 2:18.144 BEST LAP TIME : 2:19.239 DIFFERENCE : 1.095

LAP	SECTOR 1	SECTOR 2	LAP TIME		MPH	DIFF	TIME OF DAY
1 -		45.991	3:26.210		51.83	1:06.971	13:55:37.396
2 -	***1:33.122***	47.057	2:20.179	**(2)**	76.24	0.940	13:57:57.575
3 -	1:33.246	45.993	***2:19.239***	**(1)**	***76.76***		***14:00:16.814***
4 -	1:47.816	***45.022***	2:32.838	**(3)**	69.93	13.599	14:02:49.652

P21 577 4 Richard BUCKHAM — Kawasaki 400 RESTRICTED TO 300 -

IDEAL LAP TIME : 2:24.404 BEST LAP TIME : 2:24.605 DIFFERENCE : 0.201

LAP	SECTOR 1	SECTOR 2	LAP TIME		MPH	DIFF	TIME OF DAY
1 -		49.199	3:32.524		50.29	1:07.919	13:55:43.710
2 -	1:36.743	***48.406***	2:25.149	**(2)**	73.63	0.544	13:58:08.859
3 -	1:36.680	49.554	2:26.234	**(3)**	73.08	1.629	14:00:35.093
4 -	***1:35.998***	48.607	***2:24.605***	**(1)**	***73.91***		***14:02:59.698***

P22 82 4 Jack WOLFF — Honda CB500 -

IDEAL LAP TIME : 2:24.265 BEST LAP TIME : 2:24.385 DIFFERENCE : 0.120

LAP	SECTOR 1	SECTOR 2	LAP TIME		MPH	DIFF	TIME OF DAY
1 -		48.638	3:33.442		50.07	1:09.057	13:55:44.628
2 -	1:36.566	***48.540***	2:25.106	**(2)**	73.65	0.721	13:58:09.734
3 -	1:36.610	49.640	2:26.250	**(3)**	73.08	1.865	14:00:35.984
4 -	***1:35.725***	48.660	***2:24.385***	**(1)**	***74.02***		***14:03:00.369***

P23 390 4 Robert EILBECK — KTM RC 390 -

IDEAL LAP TIME : 2:24.347 BEST LAP TIME : 2:24.347 DIFFERENCE : 0.000

LAP	SECTOR 1	SECTOR 2	LAP TIME		MPH	DIFF	TIME OF DAY
1 -		48.582	3:34.617		49.80	1:10.270	13:55:45.803
2 -	1:38.548	48.580	2:27.128	**(3)**	72.64	2.781	13:58:12.931
3 -	1:37.199	48.417	2:25.616	**(2)**	73.39	1.269	14:00:38.547
4 -	***1:36.621***	***47.726***	***2:24.347***	**(1)**	***74.04***		***14:03:02.894***

P24 343 R600 David BROWN — Kawasaki ZX6R -

IDEAL LAP TIME : 2:33.294 BEST LAP TIME : 2:34.425 DIFFERENCE : 1.131

LAP	SECTOR 1	SECTOR 2	LAP TIME		MPH	DIFF	TIME OF DAY
1 -		53.439	2:38.976		67.23	4.551	13:54:50.162
2 -	4:53.846	***51.649***	5:45.495	**(2)**	30.93	3:11.070	14:00:35.657
3 -	***1:41.645***	52.780	***2:34.425***	**(1)**	***69.21***		***14:03:10.082***

BMCRC - MRO Championships - Rnd 5 @ Snetterton 300

Open 500 & Rookie 600

RACE 6 - BEST SECTORS

	SECTOR 1		SECTOR 2	
POS	NO	TIME	NO	TIME
1	**221**	**1:20.606**	**221**	**40.828**
2	**289**	**1:21.244**	**17**	**40.944**
3	**17**	**1:21.618**	**282**	**41.026**
4	**282**	**1:21.704**	**289**	**41.052**
5	**573**	**1:22.103**	**573**	**41.530**
6	**55**	**1:23.398**	**14**	**41.890**
7	**336**	**1:24.191**	**25**	**42.076**
8	**248**	**1:24.655**	**55**	**42.130**
9	**14**	**1:24.680**	**65**	**42.255**
10	**25**	**1:24.779**	**336**	**42.523**
11	**65**	**1:24.803**	**248**	**42.988**
12	**79**	**1:26.050**	**79**	**42.994**
13	**63**	**1:26.624**	**63**	**43.289**
14	**88**	**1:31.501**	**26**	**45.022**
15	**11**	**1:32.511**	**11**	**45.878**
16	**67**	**1:32.591**	**41**	**45.914**
17	**2**	**1:32.594**	**67**	**45.983**
18	**41**	**1:32.785**	**2**	**46.320**
19	**26**	**1:33.122**	**88**	**46.552**
20	**82**	**1:35.725**	**390**	**47.726**
21	**577**	**1:35.998**	**20**	**47.799**
22	**390**	**1:36.621**	**577**	**48.406**
23	**20**	**1:37.509**	**82**	**48.540**
24	**343**	**1:41.645**	**343**	**51.649**
25				
26				

IDEAL / BEST COMPARISON

POS	NO	NAME	IDEAL	BEST	DIFF
		PERFECT LAP	**2:01.434**		
1	**221**	LEATHERLAND	2:01.434	2:01.435	**0.001**
2	**289**	CHURCHER	2:02.296	2:02.440	**0.144**
3	**17**	MORRIS	2:02.562	2:02.562	**0.000**
4	**282**	SHINER	2:02.730	2:02.730	**0.000**
5	**573**	KETTERINGHAM	2:03.633	2:03.634	**0.001**
6	**55**	ROCHE	2:05.528	2:05.528	**0.000**
7	**14**	DUNN	2:06.570	2:07.251	**0.681**
8	**336**	WRIGHT	2:06.714	2:06.824	**0.110**
9	**25**	SMITH	2:06.855	2:06.867	**0.012**
10	**65**	HALL	2:07.058	2:07.095	**0.037**
11	**248**	WATERS	2:07.643	2:07.675	**0.032**
12	**79**	CRONE	2:09.044	2:09.044	**0.000**
13	**63**	HEMPHILL	2:09.913	2:09.913	**0.000**
14	**88**	PRINOS	2:18.053	2:18.735	**0.682**
15	**26**	LEE	2:18.144	2:19.239	**1.095**
16	**11**	GUILLOU	2:18.389	2:18.389	**0.000**
17	**67**	HARVEY	2:18.574	2:19.028	**0.454**
18	**41**	BAINBOROUGH	2:18.699	2:19.029	**0.330**
19	**2**	GILL	2:18.914	2:19.022	**0.108**
20	**82**	WOLFF	2:24.265	2:24.385	**0.120**
21	**390**	EILBECK	2:24.347	2:24.347	**0.000**
22	**577**	BUCKHAM	2:24.404	2:24.605	**0.201**
23	**20**	AITKEN	2:25.308	2:25.314	**0.006**
24	**343**	BROWN	2:33.294	2:34.425	**1.131**

Weather / Track : Bright / Dry

Snetterton 300: 2.9689 miles
Date: 27/06/2026 Start: 13:52 Finish: 14:02

Results can be found at www.tsl-timing.com

Printed - 14:06 Saturday, 27 June 2026

BMCRC - MRO Championships - Rnd 5 @ Snetterton 300

Open 500 & Rookie 600

RACE 6 - STATISTICS

Competitors Started	26
Planned Start	2026-06-27 @ 14:00:00.000
Actual Start	2026-06-27 @ 13:52:11.185
Finish Time	2026-06-27 @ 14:02:33.971
Track Length	2.9689mi.
Total Laps	109
Total Distance Covered	323.6113mi.

Session Fastest Lap History

NO	CL	NAME	LAP TIME	TIME OF DAY	LAP	VEHICLE
221	R600	**Keaten LEATHERLAND**	**2:01.494**	13:56:19.021	2	Yamaha R6
221	R600	**Keaten LEATHERLAND**	**2:01.435**	13:58:20.456	3	Yamaha R6

Session Leader History

NO	CL	NAME	FROM LAP	LAPS LED	DISTANCE	VEHICLE
221	R600	**Keaten LEATHERLAND**	1	4	11.87 miles	Yamaha R6
17	R600	**Andrew MORRIS**	5	1	2.96 miles	Honda CBR600RR

Flag History

TYPE	TIME OF DAY
GREEN	13:52:11.185
FINISH	14:02:33.971

Flag Statistics

TYPE	COUNT	TOTAL LAPS	TOTAL TIME
Green	1	5	12:47.103
Red	0	0	0.000
Safety Car	0	0	0.000
FCY	0	0	0.000

BMCRC - MRO Championships - Rnd 5 @ Snetterton 300

Open 500 & Rookie 600

RACE 6 - STATISTICS

CLASS : R600

14 Starters

Fastest Lap History

NO	NAME	LAP TIME	TIME OF DAY	LAP	VEHICLE
221	**Keaten LEATHERLAND**	**2:01.494**	13:56:19.021	2	Yamaha R6
221	**Keaten LEATHERLAND**	**2:01.435**	13:58:20.456	3	Yamaha R6

Leader History

NO	NAME	FROM LAP	LAPS LED	DISTANCE	VEHICLE
221	**Keaten LEATHERLAND**	1	4	11.87 miles	Yamaha R6
17	**Andrew MORRIS**	5	1	2.96 miles	Honda CBR600RR

Weather / Track : Bright / Dry

Snetterton 300: 2.9689 miles
Date: 27/06/2026 Start: 13:52 Finish: 14:02

BMCRC - MRO Championships - Rnd 5 @ Snetterton 300

Open 500 & Rookie 600

RACE 6 - STATISTICS

CLASS : 2

6 Starters

Fastest Lap History

NO	NAME	LAP TIME	TIME OF DAY	LAP	VEHICLE
14	**Bruce DUNN**	**2:07.854**	13:57:32.872	2	Yamaha TZ250
14	**Bruce DUNN**	**2:07.748**	13:59:40.620	3	Yamaha TZ250
25	**Haydon SMITH**	**2:07.527**	13:59:41.369	3	Yamaha TZ 250 3YL
14	**Bruce DUNN**	**2:07.251**	14:03:55.492	5	Yamaha TZ250
25	**Haydon SMITH**	**2:06.867**	14:03:55.849	5	Yamaha TZ 250 3YL

Leader History

NO	NAME	FROM LAP	LAPS LED	DISTANCE	VEHICLE
14	**Bruce DUNN**	1	5	14.84 miles	Yamaha TZ250

BMCRC - MRO Championships - Rnd 5 @ Snetterton 300

Open 500 & Rookie 600

RACE 6 - STATISTICS

CLASS : 4

6 Starters

Fastest Lap History

NO	NAME	LAP TIME	TIME OF DAY	LAP	VEHICLE
79	**Sean CRONE**	**2:09.044**	13:57:35.499	2	Kawasaki ZX4RR

Leader History

NO	NAME	FROM LAP	LAPS LED	DISTANCE	VEHICLE
79	**Sean CRONE**	1	5	14.84 miles	Kawasaki ZX4RR

BMCRC - MRO Championships - Rnd 5 @ Snetterton 300

Open 500 & Rookie 600

RACE 15 - GRID (5 Laps)

BMCRC ROOKIE 600

BMCRC OPEN 500

ROW 11	33 **101** Ben NICHOLLS	32 **162** Darren COOPER	31 **52** Steve BAYLEY
ROW 10	30 **577** Richard BUCKHAM 2:24.605	29 **82** Jack WOLFF 2:24.385	28 **390** Robert EILBECK 2:24.347
ROW 9	27 **26** Damian LEE 2:19.239	26 **41** Euan BAINBOROUGH 2:19.029	25 **67** Simon HARVEY 2:19.028
ROW 8	24 **2** Andrew GILL 2:19.022	23 **88** George PRINOS 2:18.735	22 **11** Phil GUILLOU 2:18.389
ROW 7	21 **79** Sean CRONE 2:09.044	20 **14** Bruce DUNN 2:07.251	19 **25** Haydon SMITH 2:06.867
ROW 6	18	17	16
ROW 5	15 **102** Gareth KING	14 **198** Charlie VAIL	13 **75** Martin MAAG
ROW 4	12 **343** David BROWN 2:34.425	11 **20** Louis AITKEN 2:25.314	10 **63** Tommy HEMPHILL 2:09.913
ROW 3	9 **248** David WATERS 2:07.675	8 **65** Albert HALL 2:07.095	7 **336** Curtis WRIGHT 2:06.824
ROW 2	6 **55** Timothy ROCHE 2:05.528	5 **573** Cian KETTERINGHAM 2:03.634	4 **282** Chad SHINER 2:02.730
ROW 1	3 **17** Andrew MORRIS 2:02.562	2 **289** Sam CHURCHER 2:02.440	1 **221** Keaten LEATHERLAND 2:01.435

Pole

These results are provisional until the conclusion of any judicial and technical matters.

Snetterton 300: 2.9689 miles

Clerk Of Course: Caroline Patterson / Tony MacBride	Timekeeper: Craig Smith	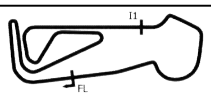

Results can be found at www.tsl-timing.com

Printed - 14:09 Saturday, 27 June 2026

TSL SPORTS TIMING TIMING SOLUTIONS LTD

BMCRC - MRO Championships - Rnd 5 @ Snetterton 300

Open 500 & Rookie 600

RACE 15 - CLASSIFICATION

Race Distance: 5 Laps / 14.84 miles

POS	NO	CL	PIC	NAME	ENTRY	LAPS	TIME	GAP	DIFF	MPH	BEST	ON	GRD	↑↓
1	**221**	R600	1	**Keaten LEATHERLAND**	Yamaha R6 - GL Fabrications Racing/ Complete Engineering	**5**	10:17.572			86.53	**2:02.092**	5	1	0
2	**17**	R600	2	**Andrew MORRIS**	Honda CBR600RR - House to Home	**5**	10:18.239	**0.667**	0.667	86.43	**2:01.909**	5	3	1
3	**289**	R600	3	**Sam CHURCHER**	Yamaha R6 -	**5**	10:20.257	**2.685**	2.018	86.15	**2:02.024**	2	2	-1
4	**282**	R600	4	**Chad SHINER**	Yamaha R6 - Privateer	**5**	10:20.700	**3.128**	0.443	86.09	**2:01.118**	3	4	0
5	**573**	R600	5	**Cian KETTERINGHAM**	Suzuki GSXR-6 -	**5**	10:33.429	**15.857**	12.729	84.36	**2:04.428**	4	5	0
6	**65**	R600	6	**Albert HALL**	Yamaha YZF-R6 -	**5**	10:34.616	**17.044**	1.187	84.20	**2:05.049**	4	8	2
7	**336**	R600	7	**Curtis WRIGHT**	Kawasaki ZX636 - Frocester Group	**5**	10:37.289	**19.717**	2.673	83.85	**2:04.144**	2	7	0
8	**55**	R600	8	**Timothy ROCHE**	Yamaha R6 -	**5**	10:37.458	**19.886**	0.169	83.83	**2:05.861**	3	6	-2
9	**63**	R600	9	**Tommy HEMPHILL**	Yamaha R6 -	**5**	10:54.251	**36.679**	16.793	81.68	**2:07.765**	2	10	1
10	**248**	R600	10	**David WATERS**	Kawasaki ZX6R - Motorcycle Pit Stop Ltd	**5**	11:03.739	**46.167**	9.488	80.51	**2:10.486**	2	9	-1
11	**14**	2	1	**Bruce DUNN**	Yamaha TZ250 - VHM UK	**5**	11:19.265	**1:01.693**	15.526	78.67	**2:07.219**	4	17	6
12	**25**	2	2	**Haydon SMITH**	Yamaha TZ 250 3YL - HI-Precision Engineering Ltd	**5**	11:19.569	**1:01.997**	0.304	78.63	**2:07.175**	5	16	4
13	**79**	4	1	**Sean CRONE**	Kawasaki ZX4RR - SC RACING	**5**	11:27.916	**1:10.344**	8.347	77.68	**2:09.549**	3	18	5
14	**88**	2	3	**George PRINOS**	Yamaha TZ250 - KAPPA PLANNING LTD	**5**	12:08.418	**1:50.846**	40.502	73.36	**2:17.239**	4	20	6
15	**41**	4	2	**Euan BAINBOROUGH**	Kawasaki NINJA 400 -	**5**	12:09.873	**1:52.301**	1.455	73.21	**2:17.279**	2	23	8
16	**67**	4	3	**Simon HARVEY**	Kawasaki ZX4RR - HCL Car Sales - Dymag	**5**	12:13.430	**1:55.858**	3.557	72.86	**2:17.644**	5	22	6
17	**2**	2	4	**Andrew GILL**	Kawasaki KR1S -	**5**	12:14.974	**1:57.402**	1.544	72.71	**2:18.324**	2	21	4
18	**11**	2	5	**Phil GUILLOU**	- Thompsons	**5**	12:16.226	**1:58.654**	1.252	72.58	**2:18.761**	4	19	1
19	**20**	R600	11	**Louis AITKEN**	Yamaha R6 -	**5**	12:20.236	**2:02.664**	4.010	72.19	**2:25.639**	3	11	-8
20	**26**	2	6	**Damian LEE**	Yamaha TZR250 - Leed Autos	**5**	12:23.777	**2:06.205**	3.541	71.84	**2:17.171**	2	24	4
21	**82**	4	4	**Jack WOLFF**	Honda CB500 -	**5**	12:28.657	**2:11.085**	4.880	71.38	**2:21.315**	3	26	5
22	**577**	4	5	**Richard BUCKHAM**	Kawasaki 400 RESTRICTED TO 300 -	**5**	12:40.633	**2:23.061**	11.976	70.25	**2:23.275**	2	27	5
23	**390**	4	6	**Robert EILBECK**	KTM RC 390 -	**4**	10:29.802	**1 Lap**	1 Lap	67.88	**2:27.488**	2	25	2
24	**343**	R600	12	**David BROWN**	Kawasaki ZX6R -	**4**	10:30.951	**1 Lap**	1.149	67.75	**2:35.777**	3	12	-12

FASTEST LAP

282	R600	**Chad SHINER**	Yamaha R6 - Privateer	**3**	2:01.118	88.24 mph	142.01 kph
25	2	**Haydon SMITH**	Yamaha TZ 250 3YL - HI-Precision Engineering Ltd	**5**	2:07.175	84.04 mph	135.25 kph
79	4	**Sean CRONE**	Kawasaki ZX4RR - SC RACING	**3**	2:09.549	82.50 mph	132.77 kph

Class R600 - 92.5% of Race Speed = 80.04 mph
Class 2 - 92.5% of Race Speed = 72.76 mph
Class 4 - 92.5% of Race Speed = 71.85 mph

Weather / Track : Cloudy / Dry
These results are provisional until the conclusion of any judicial and technical matters.

Date: 27/06/2026 Start: 16:58 Finish: 17:08
Snetterton 300: 2.9689 miles

Clerk Of Course: Caroline Patterson / Tony MacBride	Timekeeper: Craig Smith	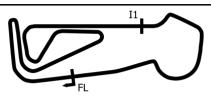

Results can be found at www.tsl-timing.com

Printed - 17:12 Saturday, 27 June 2026

BMCRC - MRO Championships - Rnd 5 @ Snetterton 300

Open 500 & Rookie 600

RACE 15 - LAP CHART

LAP 1 @ 17:00:13.670

NO	BEHIND	LAP TIME
221		2:07.534
17	0.121	2:07.655
289	2.203	2:09.737
282	2.332	2:09.866
65	3.123	2:10.657
336	3.954	2:11.488
55	4.875	2:12.409
573	5.175	2:12.709
248	7.031	2:14.565
63	7.138	2:14.672
20	26.264	2:33.798
343	27.572	2:35.106
14	39.695	2:47.229
25	40.451	2:47.985
79	41.270	2:48.804
88	48.784	2:56.318
11	49.047	2:56.581
41	50.449	2:57.983
26	50.543	2:58.077
67	51.156	2:58.690
2	51.284	2:58.818
82	52.953	3:00.487
577	55.564	3:03.098
390	59.295	3:06.829

LAP 2 @ 17:02:16.177

NO	BEHIND	LAP TIME
221		2:02.507
17	0.589	2:02.975
289	1.720	2:02.024
282	1.795	2:01.970
336	5.591	2:04.144
573	7.099	2:04.431
65	7.954	2:07.338
55	8.495	2:06.127
63	12.396	2:07.765
248	15.010	2:10.486
14	46.516	2:09.328
25	46.887	2:08.943
79	48.786	2:10.023
20	51.043	2:27.286
88	1:04.181	2:17.904
343	1:04.302	2:39.237
26	1:05.207	2:17.171
41	1:05.221	2:17.279
11	1:06.358	2:19.818
67	1:07.083	2:18.434
2	1:07.101	2:18.324
82	1:11.938	2:21.492
577	1:16.332	2:23.275
390	1:24.276	2:27.488

LAP 3 @ 17:04:18.824

NO	BEHIND	LAP TIME
221		2:02.647
282	0.266	2:01.118
17	0.924	2:02.982
289	1.500	2:02.427
573	9.580	2:05.128
336	9.624	2:06.680
55	11.709	2:05.861
65	11.816	2:06.509
63	19.304	2:09.555
248	24.918	2:12.555
14	51.812	2:07.943
25	52.474	2:08.234
79	55.688	2:09.549
20	1:14.035	2:25.639
88	1:19.941	2:18.407
41	1:20.566	2:17.992
11	1:23.394	2:19.683
67	1:23.899	2:19.463
2	1:23.939	2:19.485
26	1:25.353	2:22.793
82	1:30.606	2:21.315
343	1:37.432	2:35.777
577	1:37.960	2:24.275
390	1:49.478	2:27.849

LAP 4 @ 17:06:21.616

NO	BEHIND	LAP TIME
221		2:02.792
17	0.850	2:02.718
282	1.362	2:03.888
289	2.246	2:03.538
573	11.216	2:04.428
336	14.046	2:07.214
65	14.073	2:05.049
55	16.071	2:07.154
63	27.193	2:10.681
248	34.486	2:12.360
14	56.239	2:07.219
25	56.914	2:07.232
79	1:02.706	2:09.810
88	1:34.388	2:17.239
41	1:35.329	2:17.555
20	1:38.607	2:27.364
11	1:39.363	2:18.761
67	1:40.306	2:19.199
2	1:40.670	2:19.523
26	1:45.996	2:23.435
82	1:50.083	2:22.269
577	1:59.976	2:24.808

LAP 5 @ 17:08:23.708

NO	BEHIND	LAP TIME
221		2:02.092
17	0.667	2:01.909
289	2.685	2:02.531
282	3.128	2:03.858
390	1 Lap	2:27.636
343	1 Lap	2:40.831
573	15.857	2:06.733
65	17.044	2:05.063
336	19.717	2:07.763
55	19.886	2:05.907
63	36.679	2:11.578
248	46.167	2:13.773
14	1:01.693	2:07.546
25	1:01.997	2:07.175
79	1:10.344	2:09.730
88	1:50.846	2:18.550
41	1:52.301	2:19.064
67	1:55.858	2:17.644
2	1:57.402	2:18.824
11	1:58.654	2:21.383
20	2:02.664	2:26.149
26	2:06.205	2:22.301
82	2:11.085	2:23.094
577	2:23.061	2:25.177

Weather / Track : Cloudy / Dry

Snetterton 300: 2.9689 miles
Date: 27/06/2026 Start: 16:58 Finish: 17:08

Results can be found at www.tsl-timing.com

Printed - 17:11 Saturday, 27 June 2026

BMCRC - MRO Championships - Rnd 5 @ Snetterton 300

Open 500 & Rookie 600

RACE 15 - POSITION CHART

No	Name	Lap Pos	1	2	3	4	5
221	LEATHERLAND	1	221	221	221	221	221
289	CHURCHER	2	17	17	282	17	17
17	MORRIS	3	289	289	17	282	289
282	SHINER	4	282	282	289	289	282
573	KETTERINGHAM	5	65	336	573	573	573
55	ROCHE	6	336	573	336	336	65
336	WRIGHT	7	55	65	55	65	336
65	HALL	8	573	55	65	55	55
248	WATERS	9	248	63	63	63	63
63	HEMPHILL	10	63	248	248	248	248
20	AITKEN	11	20	14	14	14	14
343	BROWN	12	343	25	25	25	25
25	SMITH	13	14	79	79	79	79
14	DUNN	14	25	20	20	88	88
79	CRONE	15	79	88	88	41	41
11	GUILLOU	16	88	343	41	20	67
88	PRINOS	17	11	26	11	11	2
2	GILL	18	41	41	67	67	11
67	HARVEY	19	26	11	2	2	20
41	BAINBOROUGH	20	67	67	26	26	26
26	LEE	21	2	2	82	82	82
390	EILBECK	22	82	82	343	577	577
82	WOLFF	23	577	577	577	390	
577	BUCKHAM	24	390	390	390	343	

Weather / Track : Cloudy / Dry

Snetterton 300: 2.9689 miles
Date: 27/06/2026 Start: 16:58 Finish: 17:08

Results can be found at www.tsl-timing.com

Printed - 17:11 Saturday, 27 June 2026

BMCRC - MRO Championships - Rnd 5 @ Snetterton 300

Open 500 & Rookie 600

RACE 15 - SECTOR ANALYSIS

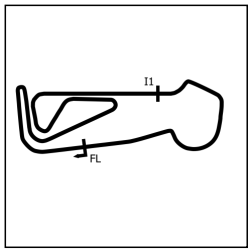

SECTOR 1 = FL to I1, SECTOR 2 = I1 to FL, DIFF = Difference To Personal Best Lap, P = Crossed Finish Line in Pit Lane, D = Time Disallowed

P1 221 R600 Keaten LEATHERLAND

Yamaha R6 - GL Fabrications Racing/ Complete Engineering S

IDEAL LAP TIME : 2:02.012 BEST LAP TIME : 2:02.092 DIFFERENCE : 0.080

LAP	SECTOR 1	SECTOR 2	LAP TIME	MPH	DIFF	TIME OF DAY
1 -		41.410	2:07.534	83.80	5.442	17:00:13.670
2 -	1:21.469	***41.038***	2:02.507 **(2)**	87.24	0.415	17:02:16.177
3 -	1:21.500	41.147	2:02.647 **(3)**	87.14	0.555	17:04:18.824
4 -	1:21.735	41.057	2:02.792	87.04	0.700	17:06:21.616
5 -	***1:20.974***	41.118	***2:02.092*** **(1)**	***87.54***		***17:08:23.708***

P2 17 R600 Andrew MORRIS

Honda CBR600RR - House to Home

IDEAL LAP TIME : 2:01.743 BEST LAP TIME : 2:01.909 DIFFERENCE : 0.166

LAP	SECTOR 1	SECTOR 2	LAP TIME	MPH	DIFF	TIME OF DAY
1 -		40.844	2:07.655	83.72	5.746	17:00:13.791
2 -	1:21.819	41.156	2:02.975 **(3)**	86.91	1.066	17:02:16.766
3 -	1:22.432	***40.550***	2:02.982	86.90	1.073	17:04:19.748
4 -	1:21.895	40.823	2:02.718 **(2)**	87.09	0.809	17:06:22.466
5 -	***1:21.193***	40.716	***2:01.909*** **(1)**	***87.67***		***17:08:24.375***

P3 289 R600 Sam CHURCHER

Yamaha R6 -

IDEAL LAP TIME : 2:01.780 BEST LAP TIME : 2:02.024 DIFFERENCE : 0.244

LAP	SECTOR 1	SECTOR 2	LAP TIME	MPH	DIFF	TIME OF DAY
1 -		41.239	2:09.737	82.38	7.713	17:00:15.873
2 -	1:21.015	41.009	***2:02.024*** **(1)**	***87.58***		***17:02:17.897***
3 -	1:21.579	***40.848***	2:02.427 **(2)**	87.30	0.403	17:04:20.324
4 -	1:22.068	41.470	2:03.538	86.51	1.514	17:06:23.862
5 -	***1:20.932***	41.599	2:02.531 **(3)**	87.22	0.507	17:08:26.393

P4 282 R600 Chad SHINER

Yamaha R6 - Privateer

IDEAL LAP TIME : 2:01.118 BEST LAP TIME : 2:01.118 DIFFERENCE : 0.000

LAP	SECTOR 1	SECTOR 2	LAP TIME	MPH	DIFF	TIME OF DAY
1 -		41.245	2:09.866	82.30	8.748	17:00:16.002
2 -	1:21.292	40.678	2:01.970 **(2)**	87.62	0.852	17:02:17.972
3 -	***1:20.912***	***40.206***	***2:01.118*** **(1)**	***88.24***		***17:04:19.090***
4 -	1:22.927	40.961	2:03.888	86.27	2.770	17:06:22.978
5 -	1:21.987	41.871	2:03.858 **(3)**	86.29	2.740	17:08:26.836

P5 573 R600 Cian KETTERINGHAM

Suzuki GSXR-6 -

IDEAL LAP TIME : 2:04.083 BEST LAP TIME : 2:04.428 DIFFERENCE : 0.345

LAP	SECTOR 1	SECTOR 2	LAP TIME	MPH	DIFF	TIME OF DAY
1 -		42.060	2:12.709	80.53	8.281	17:00:18.845
2 -	1:22.884	***41.547***	2:04.431 **(2)**	85.89	0.003	17:02:23.276
3 -	1:23.103	42.025	2:05.128 **(3)**	85.41	0.700	17:04:28.404
4 -	***1:22.536***	41.892	***2:04.428*** **(1)**	***85.89***		***17:06:32.832***
5 -	1:24.224	42.509	2:06.733	84.33	2.305	17:08:39.565

P6 65 R600 Albert HALL

Yamaha YZF-R6 -

IDEAL LAP TIME : 2:04.160 BEST LAP TIME : 2:05.049 DIFFERENCE : 0.889

LAP	SECTOR 1	SECTOR 2	LAP TIME	MPH	DIFF	TIME OF DAY
1 -		42.022	2:10.657	81.80	5.608	17:00:16.793
2 -	1:23.510	43.828	2:07.338	83.93	2.289	17:02:24.131
3 -	1:25.422	***41.087***	2:06.509 **(3)**	84.48	1.460	17:04:30.640
4 -	1:23.377	41.672	***2:05.049*** **(1)**	***85.47***		***17:06:35.689***
5 -	***1:23.073***	41.990	2:05.063 **(2)**	85.46	0.014	17:08:40.752

Weather / Track : Cloudy / Dry

Snetterton 300: 2.9689 miles

Date: 27/06/2026 Start: 16:58 Finish: 17:08

BMCRC - MRO Championships - Rnd 5 @ Snetterton 300

Open 500 & Rookie 600

RACE 15 - SECTOR ANALYSIS

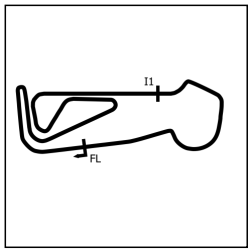

SECTOR 1 = FL to I1, SECTOR 2 = I1 to FL, DIFF = Difference To Personal Best Lap, P = Crossed Finish Line in Pit Lane, D = Time Disallowed

P7 336 R600 Curtis WRIGHT

Kawasaki ZX636 - Frocester Group

IDEAL LAP TIME : 2:04.144 BEST LAP TIME : 2:04.144 DIFFERENCE : 0.000

LAP	SECTOR 1	SECTOR 2	LAP TIME	MPH	DIFF	TIME OF DAY
1 -		42.432	2:11.488	81.28	7.344	17:00:17.624
2 -	***1:22.633***	***41.511***	***2:04.144*** **(1)**	***86.09***		***17:02:21.768***
3 -	1:23.563	43.117	2:06.680 **(2)**	84.37	2.536	17:04:28.448
4 -	1:24.101	43.113	2:07.214 **(3)**	84.01	3.070	17:06:35.662
5 -	1:24.834	42.929	2:07.763	83.65	3.619	17:08:43.425

P8 55 R600 Timothy ROCHE

Yamaha R6 -

IDEAL LAP TIME : 2:05.491 BEST LAP TIME : 2:05.861 DIFFERENCE : 0.370

LAP	SECTOR 1	SECTOR 2	LAP TIME	MPH	DIFF	TIME OF DAY
1 -		42.070	2:12.409	80.71	6.548	17:00:18.545
2 -	1:23.810	42.317	2:06.127 **(3)**	84.74	0.266	17:02:24.672
3 -	1:23.996	***41.865***	***2:05.861*** **(1)**	***84.91***		***17:04:30.533***
4 -	1:23.763	43.391	2:07.154	84.05	1.293	17:06:37.687
5 -	***1:23.626***	42.281	2:05.907 **(2)**	84.88	0.046	17:08:43.594

P9 63 R600 Tommy HEMPHILL

Yamaha R6 -

IDEAL LAP TIME : 2:07.765 BEST LAP TIME : 2:07.765 DIFFERENCE : 0.000

LAP	SECTOR 1	SECTOR 2	LAP TIME	MPH	DIFF	TIME OF DAY
1 -		43.115	2:14.672	79.36	6.907	17:00:20.808
2 -	***1:24.709***	***43.056***	***2:07.765*** **(1)**	***83.65***		***17:02:28.573***
3 -	1:26.376	43.179	2:09.555 **(2)**	82.49	1.790	17:04:38.128
4 -	1:27.216	43.465	2:10.681 **(3)**	81.78	2.916	17:06:48.809
5 -	1:27.909	43.669	2:11.578	81.23	3.813	17:09:00.387

P10 248 R600 David WATERS

Kawasaki ZX6R - Motorcycle Pit Stop Ltd

IDEAL LAP TIME : 2:09.623 BEST LAP TIME : 2:10.486 DIFFERENCE : 0.863

LAP	SECTOR 1	SECTOR 2	LAP TIME	MPH	DIFF	TIME OF DAY
1 -		***43.235***	2:14.565	79.42	4.079	17:00:20.701
2 -	***1:26.388***	44.098	***2:10.486*** **(1)**	***81.90***		***17:02:31.187***
3 -	1:28.080	44.475	2:12.555 **(3)**	80.63	2.069	17:04:43.742
4 -	1:27.613	44.747	2:12.360 **(2)**	80.75	1.874	17:06:56.102
5 -	1:28.587	45.186	2:13.773	79.89	3.287	17:09:09.875

P11 14 2 Bruce DUNN

Yamaha TZ250 - VHM UK

IDEAL LAP TIME : 2:07.037 BEST LAP TIME : 2:07.219 DIFFERENCE : 0.182

LAP	SECTOR 1	SECTOR 2	LAP TIME	MPH	DIFF	TIME OF DAY
1 -		42.728	2:47.229	63.91	40.010	17:00:53.365
2 -	1:26.021	43.307	2:09.328	82.64	2.109	17:03:02.693
3 -	1:25.271	42.672	2:07.943 **(3)**	83.53	0.724	17:05:10.636
4 -	***1:24.877***	42.342	***2:07.219*** **(1)**	***84.01***		***17:07:17.855***
5 -	1:25.386	***42.160***	2:07.546 **(2)**	83.79	0.327	17:09:25.401

P12 25 2 Haydon SMITH

Yamaha TZ 250 3YL - HI-Precision Engineering Ltd

IDEAL LAP TIME : 2:07.175 BEST LAP TIME : 2:07.175 DIFFERENCE : 0.000

LAP	SECTOR 1	SECTOR 2	LAP TIME	MPH	DIFF	TIME OF DAY
1 -		43.017	2:47.985	63.62	40.810	17:00:54.121
2 -	1:26.014	42.929	2:08.943	82.88	1.768	17:03:03.064
3 -	1:25.813	42.421	2:08.234 **(3)**	83.34	1.059	17:05:11.298
4 -	1:25.058	42.174	2:07.232 **(2)**	84.00	0.057	17:07:18.530
5 -	***1:25.035***	***42.140***	***2:07.175*** **(1)**	***84.04***		***17:09:25.705***

Weather / Track : Cloudy / Dry

Snetterton 300: 2.9689 miles

Date: 27/06/2026 Start: 16:58 Finish: 17:08

BMCRC - MRO Championships - Rnd 5 @ Snetterton 300

Open 500 & Rookie 600

RACE 15 - SECTOR ANALYSIS

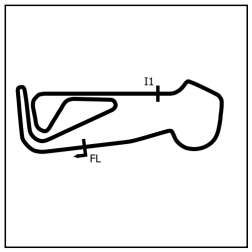

SECTOR 1 = FL to I1, SECTOR 2 = I1 to FL, DIFF = Difference To Personal Best Lap, P = Crossed Finish Line in Pit Lane, D = Time Disallowed

P13 79 4 Sean CRONE — Kawasaki ZX4RR - SC RACING

IDEAL LAP TIME : 2:09.188 BEST LAP TIME : 2:09.549 DIFFERENCE : 0.361

LAP	SECTOR 1	SECTOR 2	LAP TIME		MPH	DIFF	TIME OF DAY
1 -		***43.111***	2:48.804		63.31	39.255	17:00:54.940
2 -	1:26.264	43.759	2:10.023		82.20	0.474	17:03:04.963
3 -	***1:26.077***	43.472	***2:09.549***	***(1)***	***82.50***		***17:05:14.512***
4 -	1:26.256	43.554	2:09.810	**(3)**	82.33	0.261	17:07:24.322
5 -	1:26.463	43.267	2:09.730	**(2)**	82.38	0.181	17:09:34.052

P14 88 2 George PRINOS — Yamaha TZ250 - KAPPA PLANNING LTD

IDEAL LAP TIME : 2:16.743 BEST LAP TIME : 2:17.239 DIFFERENCE : 0.496

LAP	SECTOR 1	SECTOR 2	LAP TIME		MPH	DIFF	TIME OF DAY
1 -		46.805	2:56.318		60.61	39.079	17:01:02.454
2 -	1:31.667	***46.237***	2:17.904	**(2)**	77.50	0.665	17:03:20.358
3 -	1:31.016	47.391	2:18.407	**(3)**	77.22	1.168	17:05:38.765
4 -	1:30.810	46.429	***2:17.239***	***(1)***	***77.87***		***17:07:56.004***
5 -	***1:30.506***	48.044	2:18.550		77.14	1.311	17:10:14.554

P15 41 4 Euan BAINBOROUGH — Kawasaki NINJA 400 -

IDEAL LAP TIME : 2:16.610 BEST LAP TIME : 2:17.279 DIFFERENCE : 0.669

LAP	SECTOR 1	SECTOR 2	LAP TIME		MPH	DIFF	TIME OF DAY
1 -		45.998	2:57.983		60.05	40.704	17:01:04.119
2 -	1:31.703	***45.576***	***2:17.279***	***(1)***	***77.85***		***17:03:21.398***
3 -	***1:31.034***	46.958	2:17.992	**(3)**	77.45	0.713	17:05:39.390
4 -	1:31.823	45.732	2:17.555	**(2)**	77.70	0.276	17:07:56.945
5 -	1:32.238	46.826	2:19.064		76.85	1.785	17:10:16.009

P16 67 4 Simon HARVEY — Kawasaki ZX4RR - HCL Car Sales - Dymag

IDEAL LAP TIME : 2:17.469 BEST LAP TIME : 2:17.644 DIFFERENCE : 0.175

LAP	SECTOR 1	SECTOR 2	LAP TIME		MPH	DIFF	TIME OF DAY
1 -		46.380	2:58.690		59.81	41.046	17:01:04.826
2 -	***1:31.662***	46.772	2:18.434	**(2)**	77.20	0.790	17:03:23.260
3 -	1:32.999	46.464	2:19.463		76.63	1.819	17:05:42.723
4 -	1:32.659	46.540	2:19.199	**(3)**	76.78	1.555	17:08:01.922
5 -	1:31.837	***45.807***	***2:17.644***	***(1)***	***77.65***		***17:10:19.566***

P17 2 2 Andrew GILL — Kawasaki KR1S -

IDEAL LAP TIME : 2:17.944 BEST LAP TIME : 2:18.324 DIFFERENCE : 0.380

LAP	SECTOR 1	SECTOR 2	LAP TIME		MPH	DIFF	TIME OF DAY
1 -		***45.891***	2:58.818		59.77	40.494	17:01:04.954
2 -	***1:32.053***	46.271	***2:18.324***	***(1)***	***77.26***		***17:03:23.278***
3 -	1:33.153	46.332	2:19.485	**(3)**	76.62	1.161	17:05:42.763
4 -	1:33.099	46.424	2:19.523		76.60	1.199	17:08:02.286
5 -	1:32.779	46.045	2:18.824	**(2)**	76.99	0.500	17:10:21.110

P18 11 2 Phil GUILLOU — - Thompsons

IDEAL LAP TIME : 2:18.319 BEST LAP TIME : 2:18.761 DIFFERENCE : 0.442

LAP	SECTOR 1	SECTOR 2	LAP TIME		MPH	DIFF	TIME OF DAY
1 -		***46.024***	2:56.581		60.52	37.820	17:01:02.717
2 -	1:33.005	46.813	2:19.818	**(3)**	76.44	1.057	17:03:22.535
3 -	1:32.815	46.868	2:19.683	**(2)**	76.51	0.922	17:05:42.218
4 -	***1:32.295***	46.466	***2:18.761***	***(1)***	***77.02***		***17:08:00.979***
5 -	1:33.602	47.781	2:21.383		75.59	2.622	17:10:22.362

BMCRC - MRO Championships - Rnd 5 @ Snetterton 300

Open 500 & Rookie 600

RACE 15 - SECTOR ANALYSIS

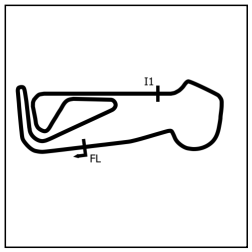

SECTOR 1 = FL to I1, SECTOR 2 = I1 to FL, DIFF = Difference To Personal Best Lap, P = Crossed Finish Line in Pit Lane, D = Time Disallowed

P19 20 R600 Louis AITKEN — Yamaha R6 -

IDEAL LAP TIME : 2:25.218 BEST LAP TIME : 2:25.639 DIFFERENCE : 0.421

LAP	SECTOR 1	SECTOR 2	LAP TIME		MPH	DIFF	TIME OF DAY
1 -		50.787	2:33.798		69.49	8.159	17:00:39.934
2 -	1:38.756	48.530	2:27.286	(3)	72.56	1.647	17:03:07.220
3 -	***1:37.199***	48.440	***2:25.639***	***(1)***	***73.38***		***17:05:32.859***
4 -	1:38.983	48.381	2:27.364		72.52	1.725	17:08:00.223
5 -	1:38.130	***48.019***	2:26.149	(2)	73.13	0.510	17:10:26.372

P20 26 2 Damian LEE — Yamaha TZR250 - Leed Autos

IDEAL LAP TIME : 2:16.410 BEST LAP TIME : 2:17.171 DIFFERENCE : 0.761

LAP	SECTOR 1	SECTOR 2	LAP TIME		MPH	DIFF	TIME OF DAY
1 -		46.035	2:58.077		60.01	40.906	17:01:04.213
2 -	***1:30.858***	46.313	***2:17.171***	***(1)***	***77.91***		***17:03:21.384***
3 -	1:37.241	***45.552***	2:22.793	(3)	74.85	5.622	17:05:44.177
4 -	1:34.095	49.340	2:23.435		74.51	6.264	17:08:07.612
5 -	1:33.123	49.178	2:22.301	(2)	75.10	5.130	17:10:29.913

P21 82 4 Jack WOLFF — Honda CB500 -

IDEAL LAP TIME : 2:20.617 BEST LAP TIME : 2:21.315 DIFFERENCE : 0.698

LAP	SECTOR 1	SECTOR 2	LAP TIME		MPH	DIFF	TIME OF DAY
1 -		***46.463***	3:00.487		59.21	39.172	17:01:06.623
2 -	1:34.162	47.330	2:21.492	(2)	75.53	0.177	17:03:28.115
3 -	***1:34.154***	47.161	***2:21.315***	***(1)***	***75.63***		***17:05:49.430***
4 -	1:34.834	47.435	2:22.269	(3)	75.12	0.954	17:08:11.699
5 -	1:34.835	48.259	2:23.094		74.69	1.779	17:10:34.793

P22 577 4 Richard BUCKHAM — Kawasaki 400 RESTRICTED TO 300 -

IDEAL LAP TIME : 2:23.275 BEST LAP TIME : 2:23.275 DIFFERENCE : 0.000

LAP	SECTOR 1	SECTOR 2	LAP TIME		MPH	DIFF	TIME OF DAY
1 -		48.545	3:03.098		58.37	39.823	17:01:09.234
2 -	***1:34.756***	***48.519***	***2:23.275***	***(1)***	***74.59***		***17:03:32.509***
3 -	1:35.425	48.850	2:24.275	(2)	74.08	1.000	17:05:56.784
4 -	1:35.908	48.900	2:24.808	(3)	73.80	1.533	17:08:21.592
5 -	1:35.993	49.184	2:25.177		73.62	1.902	17:10:46.769

P23 390 4 Robert EILBECK — KTM RC 390 -

IDEAL LAP TIME : 2:26.914 BEST LAP TIME : 2:27.488 DIFFERENCE : 0.574

LAP	SECTOR 1	SECTOR 2	LAP TIME		MPH	DIFF	TIME OF DAY
1 -		***48.923***	3:06.829		57.20	39.341	17:01:12.965
2 -	1:38.300	49.188	***2:27.488***	***(1)***	***72.46***		***17:03:40.453***
3 -	1:38.444	49.405	2:27.849	(3)	72.29	0.361	17:06:08.302
4 -	***1:37.991***	49.645	2:27.636	(2)	72.39	0.148	17:08:35.938

P24 343 R600 David BROWN — Kawasaki ZX6R -

IDEAL LAP TIME : 2:35.095 BEST LAP TIME : 2:35.777 DIFFERENCE : 0.682

LAP	SECTOR 1	SECTOR 2	LAP TIME		MPH	DIFF	TIME OF DAY
1 -		***52.390***	2:35.106		68.90		17:00:41.242
2 -	1:46.640	52.597	2:39.237	(2)	67.12	3.460	17:03:20.479
3 -	***1:42.705***	53.072	***2:35.777***	***(1)***	***68.61***		***17:05:56.256***
4 -	1:46.743	54.088	2:40.831	(3)	66.45	5.054	17:08:37.087

BMCRC - MRO Championships - Rnd 5 @ Snetterton 300

Open 500 & Rookie 600

RACE 15 - BEST SECTORS

	SECTOR 1		SECTOR 2	
POS	NO	TIME	NO	TIME
1	**282**	**1:20.912**	**282**	**40.206**
2	**289**	**1:20.932**	**17**	**40.550**
3	**221**	**1:20.974**	**289**	**40.848**
4	**17**	**1:21.193**	**221**	**41.038**
5	**573**	**1:22.536**	**65**	**41.087**
6	**336**	**1:22.633**	**336**	**41.511**
7	**65**	**1:23.073**	**573**	**41.547**
8	**55**	**1:23.626**	**55**	**41.865**
9	**63**	**1:24.709**	**25**	**42.140**
10	**14**	**1:24.877**	**14**	**42.160**
11	**25**	**1:25.035**	**63**	**43.056**
12	**79**	**1:26.077**	**79**	**43.111**
13	**248**	**1:26.388**	**248**	**43.235**
14	**88**	**1:30.506**	**26**	**45.552**
15	**26**	**1:30.858**	**41**	**45.576**
16	**41**	**1:31.034**	**67**	**45.807**
17	**67**	**1:31.662**	**2**	**45.891**
18	**2**	**1:32.053**	**11**	**46.024**
19	**11**	**1:32.295**	**88**	**46.237**
20	**82**	**1:34.154**	**82**	**46.463**
21	**577**	**1:34.756**	**20**	**48.019**
22	**20**	**1:37.199**	**577**	**48.519**
23	**390**	**1:37.991**	**390**	**48.923**
24	**343**	**1:42.705**	**343**	**52.390**

IDEAL / BEST COMPARISON

POS	NO	NAME	IDEAL	BEST	DIFF
		PERFECT LAP	**2:01.118**		
1	**282**	SHINER	2:01.118	2:01.118	**0.000**
2	**17**	MORRIS	2:01.743	2:01.909	**0.166**
3	**289**	CHURCHER	2:01.780	2:02.024	**0.244**
4	**221**	LEATHERLAND	2:02.012	2:02.092	**0.080**
5	**573**	KETTERINGHAM	2:04.083	2:04.428	**0.345**
6	**336**	WRIGHT	2:04.144	2:04.144	**0.000**
7	**65**	HALL	2:04.160	2:05.049	**0.889**
8	**55**	ROCHE	2:05.491	2:05.861	**0.370**
9	**14**	DUNN	2:07.037	2:07.219	**0.182**
10	**25**	SMITH	2:07.175	2:07.175	**0.000**
11	**63**	HEMPHILL	2:07.765	2:07.765	**0.000**
12	**79**	CRONE	2:09.188	2:09.549	**0.361**
13	**248**	WATERS	2:09.623	2:10.486	**0.863**
14	**26**	LEE	2:16.410	2:17.171	**0.761**
15	**41**	BAINBOROUGH	2:16.610	2:17.279	**0.669**
16	**88**	PRINOS	2:16.743	2:17.239	**0.496**
17	**67**	HARVEY	2:17.469	2:17.644	**0.175**
18	**2**	GILL	2:17.944	2:18.324	**0.380**
19	**11**	GUILLOU	2:18.319	2:18.761	**0.442**
20	**82**	WOLFF	2:20.617	2:21.315	**0.698**
21	**577**	BUCKHAM	2:23.275	2:23.275	**0.000**
22	**20**	AITKEN	2:25.218	2:25.639	**0.421**
23	**390**	EILBECK	2:26.914	2:27.488	**0.574**
24	**343**	BROWN	2:35.095	2:35.777	**0.682**

Weather / Track : Cloudy / Dry

Snetterton 300: 2.9689 miles
Date: 27/06/2026 Start: 16:58 Finish: 17:08

Results can be found at www.tsl-timing.com

Printed - 17:11 Saturday, 27 June 2026

BMCRC - MRO Championships - Rnd 5 @ Snetterton 300

Open 500 & Rookie 600

RACE 15 - STATISTICS

Competitors Started	24
Planned Start	2026-06-27 @ 17:00:00.000
Actual Start	2026-06-27 @ 16:58:06.135
Finish Time	2026-06-27 @ 17:08:23.707
Track Length	2.9689mi.
Total Laps	118
Total Distance Covered	350.3315mi.

Session Fastest Lap History

NO	CL	NAME	LAP TIME	TIME OF DAY	LAP	VEHICLE
221	R600	**Keaten LEATHERLAND**	**2:02.507**	17:02:16.177	2	Yamaha R6
289	R600	**Sam CHURCHER**	**2:02.024**	17:02:17.897	2	Yamaha R6
282	R600	**Chad SHINER**	**2:01.970**	17:02:17.972	2	Yamaha R6
282	R600	**Chad SHINER**	**2:01.118**	17:04:19.090	3	Yamaha R6

Session Leader History

NO	CL	NAME	FROM LAP	LAPS LED	DISTANCE	VEHICLE
221	R600	**Keaten LEATHERLAND**	1	5	14.84 miles	Yamaha R6

Flag History

TYPE	TIME OF DAY
GREEN	16:58:06.135
FINISH	17:08:23.707

Flag Statistics

TYPE	COUNT	TOTAL LAPS	TOTAL TIME
Green	1	5	12:52.957
Red	0	0	0.000
Safety Car	0	0	0.000
FCY	0	0	0.000

Weather / Track : Cloudy / Dry

Snetterton 300: 2.9689 miles
Date: 27/06/2026 Start: 16:58 Finish: 17:08

BMCRC - MRO Championships - Rnd 5 @ Snetterton 300

Open 500 & Rookie 600

RACE 15 - STATISTICS

CLASS : R600

12 Starters

Fastest Lap History

NO	NAME	LAP TIME	TIME OF DAY	LAP	VEHICLE
221	**Keaten LEATHERLAND**	**2:02.507**	17:02:16.177	2	Yamaha R6
289	**Sam CHURCHER**	**2:02.024**	17:02:17.897	2	Yamaha R6
282	**Chad SHINER**	**2:01.970**	17:02:17.972	2	Yamaha R6
282	**Chad SHINER**	**2:01.118**	17:04:19.090	3	Yamaha R6

Leader History

NO	NAME	FROM LAP	LAPS LED	DISTANCE	VEHICLE
221	**Keaten LEATHERLAND**	1	5	14.84 miles	Yamaha R6

BMCRC - MRO Championships - Rnd 5 @ Snetterton 300

Open 500 & Rookie 600

RACE 15 - STATISTICS

CLASS : 2

6 Starters

Fastest Lap History

NO	NAME	LAP TIME	TIME OF DAY	LAP	VEHICLE
14	**Bruce DUNN**	**2:09.328**	17:03:02.693	2	Yamaha TZ250
25	**Haydon SMITH**	**2:08.943**	17:03:03.064	2	Yamaha TZ 250 3YL
14	**Bruce DUNN**	**2:07.943**	17:05:10.636	3	Yamaha TZ250
14	**Bruce DUNN**	**2:07.219**	17:07:17.855	4	Yamaha TZ250
25	**Haydon SMITH**	**2:07.175**	17:09:25.705	5	Yamaha TZ 250 3YL

Leader History

NO	NAME	FROM LAP	LAPS LED	DISTANCE	VEHICLE
14	**Bruce DUNN**	1	5	14.84 miles	Yamaha TZ250

Weather / Track : Cloudy / Dry

Snetterton 300: 2.9689 miles
Date: 27/06/2026 Start: 16:58 Finish: 17:08

BMCRC - MRO Championships - Rnd 5 @ Snetterton 300

Open 500 & Rookie 600

RACE 15 - STATISTICS

CLASS : 4

6 Starters

Fastest Lap History

NO	NAME	LAP TIME	TIME OF DAY	LAP	VEHICLE
79	**Sean CRONE**	**2:10.023**	17:03:04.963	2	Kawasaki ZX4RR
79	**Sean CRONE**	**2:09.549**	17:05:14.512	3	Kawasaki ZX4RR

Leader History

NO	NAME	FROM LAP	LAPS LED	DISTANCE	VEHICLE
79	**Sean CRONE**	1	5	14.84 miles	Kawasaki ZX4RR

BMCRC - MRO Championships - Rnd 5 @ Snetterton 300

Open 500 & Rookie 600

RACE 6 - GRID (7 Laps)

BMCRC ROOKIE 600

BMCRC OPEN 500

ROW 11	33 **101** Ben NICHOLLS	32 **162** Darren COOPER	31 **52** Steve BAYLEY
ROW 10	30 **390** Robert EILBECK 2:27.488	29 **577** Richard BUCKHAM 2:23.275	28 **82** Jack WOLFF 2:21.315
ROW 9	27 **11** Phil GUILLOU 2:18.761	26 **2** Andrew GILL 2:18.324	25 **67** Simon HARVEY 2:17.644
ROW 8	24 **41** Euan BAINBOROUGH 2:17.279	23 **88** George PRINOS 2:17.239	22 **26** Damian LEE 2:17.171
ROW 7	21 **79** Sean CRONE 2:09.549	20 **14** Bruce DUNN 2:07.219	19 **25** Haydon SMITH 2:07.175
ROW 6	18	17	16
ROW 5	15 **102** Gareth KING	14 **198** Charlie VAIL	13 **75** Martin MAAG
ROW 4	12 **343** David BROWN 2:35.777	11 **20** Louis AITKEN 2:25.639	10 **248** David WATERS 2:10.486
ROW 3	9 **63** Tommy HEMPHILL 2:07.765	8 **55** Timothy ROCHE 2:05.861	7 **65** Albert HALL 2:05.049
ROW 2	6 **573** Cian KETTERINGHAM 2:04.428	5 **336** Curtis WRIGHT 2:04.144	4 **221** Keaten LEATHERLAND 2:02.092
ROW 1	3 **289** Sam CHURCHER 2:02.024	2 **17** Andrew MORRIS 2:01.909	1 **282** Chad SHINER 2:01.118

Pole

These results are provisional until the conclusion of any judicial and technical matters.

Snetterton 300: 2.9689 miles

Clerk Of Course: Caroline Patterson / Tony MacBride	Timekeeper: Craig Smith	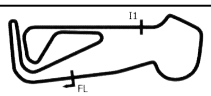

Results can be found at www.tsl-timing.com

Printed - 17:14 Saturday, 27 June 2026

TSL SPORTS TIMING TIMING SOLUTIONS LTD

BMCRC - MRO Championships - Rnd 5 @ Snetterton 300

Open 500 & Rookie 600

RACE 6 - CLASSIFICATION

Race Distance: 7 Laps / 20.78 miles

POS	NO	CL	PIC	NAME	ENTRY	LAPS	TIME	GAP	DIFF	MPH	BEST	ON	GRD	↑↓
1	282	R600	1	Chad SHINER	Yamaha R6 - Privateer	7	14:18.801			87.11	2:00.709	4	1	0
2	17	R600	2	Andrew MORRIS	Honda CBR600RR - House to Home	7	14:23.491	4.690	4.690	86.64	2:01.525	3	2	0
3	573	R600	3	Cian KETTERINGHAM	Suzuki GSXR-6 -	7	14:43.553	24.752	20.062	84.67	2:02.666	4	6	3
4	65	R600	4	Albert HALL	Yamaha YZF-R6 -	7	14:46.432	27.631	2.879	84.40	2:04.997	7	7	3
5	63	R600	5	Tommy HEMPHILL	Yamaha R6 -	7	14:56.561	37.760	10.129	83.44	2:05.716	4	9	4
6	336	R600	6	Curtis WRIGHT	Kawasaki ZX636 - Frocester Group	7	15:05.919	47.118	9.358	82.58	2:07.366	4	5	-1
7	248	R600	7	David WATERS	Kawasaki ZX6R - Motorcycle Pit Stop Ltd	7	15:22.024	1:03.223	16.105	81.14	2:09.771	2	10	3
8	25	2	1	Haydon SMITH	Yamaha TZ 250 3YL - HI-Precision Engineering Ltd	7	15:35.016	1:16.215	12.992	80.01	2:07.447	7	16	8
9	79	4	1	Sean CRONE	Kawasaki ZX4RR - SC RACING	7	15:35.396	1:16.595	0.380	79.98	2:07.865	5	18	9
10	26	2	2	Damian LEE	Yamaha TZR250 - Leed Autos	7	16:26.761	2:07.960	51.365	75.82	2:14.190	2	19	9
11	2	2	3	Andrew GILL	Kawasaki KR1S -	7	16:32.696	2:13.895	5.935	75.36	2:15.531	2	23	12
12	88	2	4	George PRINOS	Yamaha TZ250 - KAPPA PLANNING LTD	6	14:22.721	1 Lap	1 Lap	74.33	2:14.666	4	20	8
13	67	4	2	Simon HARVEY	Kawasaki ZX4RR - HCL Car Sales - Dymag	6	14:27.668	1 Lap	4.947	73.90	2:16.882	2	22	9
14	20	R600	8	Louis AITKEN	Yamaha R6 -	6	14:29.913	1 Lap	2.245	73.71	2:22.603	6	11	-3
15	11	2	5	Phil GUILLOU	- Thompsons	6	14:31.935	1 Lap	2.022	73.54	2:18.864	2	24	9
16	41	4	3	Euan BAINBOROUGH	Kawasaki NINJA 400 -	6	14:33.230	1 Lap	1.295	73.43	2:18.736	2	21	5
17	577	4	4	Richard BUCKHAM	Kawasaki 400 RESTRICTED TO 300 -	6	14:56.958	1 Lap	23.728	71.49	2:23.073	2	26	9
18	390	4	5	Robert EILBECK	KTM RC 390 -	6	15:09.709	1 Lap	12.751	70.49	2:24.079	6	27	9
19	343	R600	9	David BROWN	Kawasaki ZX6R -	6	15:30.201	1 Lap	20.492	68.94	2:30.240	2	12	-7

NOT CLASSIFIED

DNF	55	R600		Timothy ROCHE	Yamaha R6 -	6	12:43.426	1 Lap		84.00	2:04.471	4	8	
DNF	14	2		Bruce DUNN	Yamaha TZ250 - VHM UK	6	13:20.780	1 Lap	37.354	80.08	2:06.517	6	17	
DNF	289	R600		Sam CHURCHER	Yamaha R6 -	4	8:16.454	3 Laps	2 Laps	86.11	2:01.914	3	3	
DNF	221	R600		Keaten LEATHERLAND	Yamaha R6 - GL Fabrications Racing/ Complete Engineering	0							4	

FASTEST LAP

282	R600	Chad SHINER	Yamaha R6 - Privateer	4	2:00.709	88.54 mph	142.49 kph
14	2	Bruce DUNN	Yamaha TZ250 - VHM UK	6	2:06.517	84.47 mph	135.95 kph
79	4	Sean CRONE	Kawasaki ZX4RR - SC RACING	5	2:07.865	83.58 mph	134.52 kph

Class R600 - 92.5% of Race Speed = 80.57 mph
Class 2 - 92.5% of Race Speed = 74.00 mph
Class 4 - 92.5% of Race Speed = 73.98 mph

Weather / Track : Sunny / Dry
These results are provisional until the conclusion of any judicial and technical matters.

Date: 28/06/2026 Start: 11:33 Finish: 11:47
Snetterton 300: 2.9689 miles

Clerk Of Course: Caroline Patterson / Tony MacBride	Timekeeper: Craig Smith	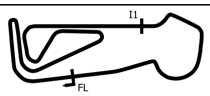

Results can be found at www.tsl-timing.com

Printed - 11:52 Sunday, 28 June 2026

BMCRC - MRO Championships - Rnd 5 @ Snetterton 300

Open 500 & Rookie 600

RACE 6 - LAP CHART

LAP 1 @ 11:35:44.018

NO	BEHIND	LAP TIME
282		2:08.008
17	0.315	2:08.323
289	1.231	2:09.239
65	4.624	2:12.632
573	4.952	2:12.960
63	6.201	2:14.209
248	8.357	2:16.365
55	8.439	2:16.447
336	11.809	2:19.817
20	21.947	2:29.955
343	29.123	2:37.131
14	36.163	2:44.171
25	36.904	2:44.912
79	36.986	2:44.994
26	45.623	2:53.631
11	46.580	2:54.588
67	47.636	2:55.644
2	47.730	2:55.738
41	49.101	2:57.109
577	50.700	2:58.708
390	56.119	3:04.127
88	56.474	3:04.482
20	1:07.443	2:23.803
26	1:10.725	2:14.604
2	1:15.425	2:15.856
67	1:19.176	2:18.350
11	1:21.098	2:19.346
41	1:22.940	2:18.795
88	1:26.372	2:16.542
343	1:27.352	2:31.681
577	1:33.351	2:23.270
390	1:45.362	2:25.770
55	26.998	2:06.850
390	1 Lap	2:24.471
343	1 Lap	2:36.035
63	31.676	2:07.920
336	41.193	2:07.449
248	54.124	2:10.585
14	1:04.352	2:06.517
79	1:11.085	2:07.877
25	1:11.141	2:07.636
26	1:55.262	2:16.807
2	1:59.020	2:16.325

LAP 2 @ 11:37:46.958

NO	BEHIND	LAP TIME
282		2:02.940
17	0.303	2:02.928
289	1.248	2:02.957
573	6.492	2:04.480
65	7.894	2:06.210
55	10.414	2:04.915
63	10.980	2:07.719
248	15.188	2:09.771
336	16.299	2:07.430
14	42.272	2:09.049
25	42.925	2:08.961
79	44.029	2:09.983
20	44.392	2:25.385
343	56.423	2:30.240
26	56.873	2:14.190
2	1:00.321	2:15.531
67	1:01.578	2:16.882
11	1:02.504	2:18.864
41	1:04.897	2:18.736
88	1:10.582	2:17.048
577	1:10.833	2:23.073
390	1:20.344	2:27.165

LAP 3 @ 11:39:47.710

NO	BEHIND	LAP TIME
282		2:00.752
17	1.076	2:01.525
289	2.410	2:01.914
573	8.671	2:02.931
65	13.452	2:06.310
55	15.155	2:05.493
63	15.962	2:05.734
336	22.925	2:07.378
248	24.545	2:10.109
14	49.331	2:07.811
25	50.948	2:08.775
79	51.725	2:08.448

LAP 4 @ 11:41:48.419

NO	BEHIND	LAP TIME
282		2:00.709
17	2.264	2:01.897
289	4.045	2:02.344
573	10.628	2:02.666
65	18.073	2:05.330
55	18.917	2:04.471
63	20.969	2:05.716
336	29.582	2:07.366
248	35.392	2:11.556
14	55.320	2:06.698
25	59.304	2:09.065
79	59.362	2:08.346
26	1:26.692	2:16.676
2	1:30.936	2:16.220
20	1:31.931	2:25.197
67	1:36.504	2:18.037
11	1:39.650	2:19.261
88	1:40.329	2:14.666
41	1:41.022	2:18.791
577	1:56.068	2:23.426
343	1:59.103	2:32.460

LAP 5 @ 11:43:49.847

NO	BEHIND	LAP TIME
282		2:01.428
17	3.697	2:02.861
390	1 Lap	2:24.097
573	15.053	2:05.853
65	22.191	2:05.546
55	22.739	2:05.250
63	26.347	2:06.806
336	36.335	2:08.181
248	46.130	2:12.166
14	1:00.426	2:06.534
79	1:05.799	2:07.865
25	1:06.096	2:08.220
26	1:41.046	2:15.782
2	1:45.286	2:15.778
20	1:53.473	2:22.970
67	1:53.992	2:18.916
88	1:54.198	2:15.297
11	1:57.584	2:19.362
41	1:59.175	2:19.581

LAP 6 @ 11:45:52.438

NO	BEHIND	LAP TIME
282		2:02.591
17	4.199	2:03.093
577	1 Lap	2:23.737
573	21.146	2:08.684
65	25.007	2:05.407

LAP 7 @ 11:47:54.811

NO	BEHIND	LAP TIME
282		2:02.373
88	1 Lap	2:14.686
17	4.690	2:02.864
67	1 Lap	2:19.839
20	1 Lap	2:22.603
11	1 Lap	2:20.514
41	1 Lap	2:20.218
573	24.752	2:05.979
65	27.631	2:04.997
63	37.760	2:08.457
577	1 Lap	2:24.744
336	47.118	2:08.298
390	1 Lap	2:24.079
248	1:03.223	2:11.472
343	1 Lap	2:42.654
25	1:16.215	2:07.447
79	1:16.595	2:07.883
26	2:07.960	2:15.071
2	2:13.895	2:17.248

Weather / Track : Sunny / Dry

Snetterton 300: 2.9689 miles
Date: 28/06/2026 Start: 11:33 Finish: 11:47

Results can be found at www.tsl-timing.com

Printed - 11:51 Sunday, 28 June 2026

BMCRC - MRO Championships - Rnd 5 @ Snetterton 300

Open 500 & Rookie 600

RACE 6 - POSITION CHART

No	Name	Lap Pos	1	2	3	4	5	6	7
282	SHINER	1	282	282	282	282	282	282	282
17	MORRIS	2	17	17	17	17	17	17	17
289	CHURCHER	3	289	289	289	289	573	573	573
221	LEATHERLAND	4	65	573	573	573	65	65	65
336	WRIGHT	5	573	65	65	65	55	55	63
573	KETTERINGHAM	6	63	55	55	55	63	63	336
65	HALL	7	248	63	63	63	336	336	248
55	ROCHE	8	55	248	336	336	248	248	25
63	HEMPHILL	9	336	336	248	248	14	14	79
248	WATERS	10	20	14	14	14	79	79	26
20	AITKEN	11	343	25	25	25	25	25	2
343	BROWN	12	14	79	79	79	26	26	
25	SMITH	13	25	20	20	26	2	2	
14	DUNN	14	79	343	26	2	20	88	
79	CRONE	15	26	26	2	20	67	67	
26	LEE	16	11	2	67	67	88	20	
88	PRINOS	17	67	67	11	11	11	11	
41	BAINBOROUGH	18	2	11	41	88	41	41	
67	HARVEY	19	41	41	88	41	577	577	
2	GILL	20	577	88	343	577	390	390	
11	GUILLOU	21	390	577	577	343	343	343	
577	BUCKHAM	22	88	390	390	390			
390	EILBECK	23							

Weather / Track : Sunny / Dry

Snetterton 300: 2.9689 miles
Date: 28/06/2026 Start: 11:33 Finish: 11:47

Results can be found at www.tsl-timing.com

Printed - 11:51 Sunday, 28 June 2026

BMCRC - MRO Championships - Rnd 5 @ Snetterton 300

Open 500 & Rookie 600

RACE 6 - SECTOR ANALYSIS

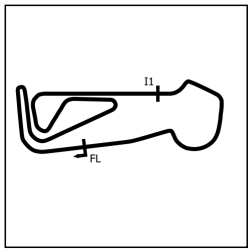

SECTOR 1 = FL to I1, SECTOR 2 = I1 to FL, DIFF = Difference To Personal Best Lap, P = Crossed Finish Line in Pit Lane, D = Time Disallowed

P1 282 R600 Chad SHINER

Yamaha R6 - Privateer

IDEAL LAP TIME : 2:00.470 BEST LAP TIME : 2:00.709 DIFFERENCE : 0.239

LAP	SECTOR 1	SECTOR 2	LAP TIME		MPH	DIFF	TIME OF DAY
1 -			2:08.008		83.49	7.299	11:35:44.018
2 -	1:22.125	40.815	2:02.940		86.93	2.231	11:37:46.958
3 -	***1:20.114***	40.638	2:00.752	**(2)**	88.51	0.043	11:39:47.710
4 -	1:20.231	40.478	***2:00.709***	**(1)**	***88.54***		***11:41:48.419***
5 -	1:20.881	40.547	2:01.428	**(3)**	88.01	0.719	11:43:49.847
6 -	1:22.235	***40.356***	2:02.591		87.18	1.882	11:45:52.438
7 -	1:21.055	41.318	2:02.373		87.34	1.664	11:47:54.811

P2 17 R600 Andrew MORRIS

Honda CBR600RR - House to Home

IDEAL LAP TIME : 2:01.457 BEST LAP TIME : 2:01.525 DIFFERENCE : 0.068

LAP	SECTOR 1	SECTOR 2	LAP TIME		MPH	DIFF	TIME OF DAY
1 -			2:08.323		83.29	6.798	11:35:44.333
2 -	1:21.737	41.191	2:02.928		86.94	1.403	11:37:47.261
3 -	***1:20.779***	40.746	***2:01.525***	**(1)**	***87.94***		***11:39:48.786***
4 -	1:21.219	***40.678***	2:01.897	**(2)**	87.68	0.372	11:41:50.683
5 -	1:21.127	41.734	2:02.861	**(3)**	86.99	1.336	11:43:53.544
6 -	1:22.165	40.928	2:03.093		86.82	1.568	11:45:56.637
7 -	1:21.373	41.491	2:02.864		86.99	1.339	11:47:59.501

P3 573 R600 Cian KETTERINGHAM

Suzuki GSXR-6 -

IDEAL LAP TIME : 2:02.602 BEST LAP TIME : 2:02.666 DIFFERENCE : 0.064

LAP	SECTOR 1	SECTOR 2	LAP TIME		MPH	DIFF	TIME OF DAY
1 -			2:12.960		80.38	10.294	11:35:48.970
2 -	1:22.796	41.684	2:04.480	**(3)**	85.86	1.814	11:37:53.450
3 -	***1:21.486***	41.445	2:02.931	**(2)**	86.94	0.265	11:39:56.381
4 -	1:21.550	***41.116***	***2:02.666***	**(1)**	***87.13***		***11:41:59.047***
5 -	1:22.122	43.731	2:05.853		84.92	3.187	11:44:04.900
6 -	1:25.903	42.781	2:08.684		83.05	6.018	11:46:13.584
7 -	1:24.042	41.937	2:05.979		84.84	3.313	11:48:19.563

P4 65 R600 Albert HALL

Yamaha YZF-R6 -

IDEAL LAP TIME : 2:04.997 BEST LAP TIME : 2:04.997 DIFFERENCE : 0.000

LAP	SECTOR 1	SECTOR 2	LAP TIME		MPH	DIFF	TIME OF DAY
1 -			2:12.632		80.58	7.635	11:35:48.642
2 -	1:23.898	42.312	2:06.210		84.68	1.213	11:37:54.852
3 -	1:23.608	42.702	2:06.310		84.61	1.313	11:40:01.162
4 -	1:23.644	41.686	2:05.330	**(2)**	85.27	0.333	11:42:06.492
5 -	1:23.522	42.024	2:05.546		85.13	0.549	11:44:12.038
6 -	1:23.509	41.898	2:05.407	**(3)**	85.22	0.410	11:46:17.445
7 -	***1:23.369***	***41.628***	***2:04.997***	**(1)**	***85.50***		***11:48:22.442***

P5 63 R600 Tommy HEMPHILL

Yamaha R6 -

IDEAL LAP TIME : 2:05.581 BEST LAP TIME : 2:05.716 DIFFERENCE : 0.135

LAP	SECTOR 1	SECTOR 2	LAP TIME		MPH	DIFF	TIME OF DAY
1 -			2:14.209		79.63	8.493	11:35:50.219
2 -	1:25.110	42.609	2:07.719		83.68	2.003	11:37:57.938
3 -	***1:23.676***	42.058	2:05.734	**(2)**	85.00	0.018	11:40:03.672
4 -	1:23.811	***41.905***	***2:05.716***	**(1)**	***85.01***		***11:42:09.388***
5 -	1:24.218	42.588	2:06.806	**(3)**	84.28	1.090	11:44:16.194
6 -	1:25.172	42.748	2:07.920		83.55	2.204	11:46:24.114
7 -	1:25.919	42.538	2:08.457		83.20	2.741	11:48:32.571

BMCRC - MRO Championships - Rnd 5 @ Snetterton 300

Open 500 & Rookie 600

RACE 6 - SECTOR ANALYSIS

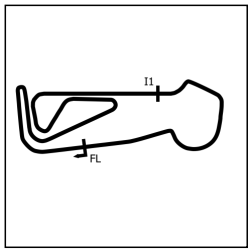

SECTOR 1 = FL to I1, SECTOR 2 = I1 to FL, DIFF = Difference To Personal Best Lap, P = Crossed Finish Line in Pit Lane, D = Time Disallowed

P6 336 R600 Curtis WRIGHT

Kawasaki ZX636 - Frocester Group

IDEAL LAP TIME : 2:06.957 BEST LAP TIME : 2:07.366 DIFFERENCE : 0.409

LAP	SECTOR 1	SECTOR 2	LAP TIME		MPH	DIFF	TIME OF DAY
1 -			2:19.817		76.44	12.451	11:35:55.827
2 -	1:24.467	42.963	2:07.430	(3)	83.87	0.064	11:38:03.257
3 -	***1:24.064***	43.314	2:07.378	(2)	83.90	0.012	11:40:10.635
4 -	1:24.473	***42.893***	***2:07.366***	(1)	***83.91***		***11:42:18.001***
5 -	1:24.879	43.302	2:08.181		83.38	0.815	11:44:26.182
6 -	1:24.549	42.900	2:07.449		83.86	0.083	11:46:33.631
7 -	1:24.948	43.350	2:08.298		83.30	0.932	11:48:41.929

P7 248 R600 David WATERS

Kawasaki ZX6R - Motorcycle Pit Stop Ltd

IDEAL LAP TIME : 2:09.379 BEST LAP TIME : 2:09.771 DIFFERENCE : 0.392

LAP	SECTOR 1	SECTOR 2	LAP TIME		MPH	DIFF	TIME OF DAY
1 -			2:16.365		78.37	6.594	11:35:52.375
2 -	***1:25.371***	44.400	***2:09.771***	(1)	***82.36***		***11:38:02.146***
3 -	1:25.909	44.200	2:10.109	(2)	82.14	0.338	11:40:12.255
4 -	1:26.936	44.620	2:11.556		81.24	1.785	11:42:23.811
5 -	1:27.668	44.498	2:12.166		80.86	2.395	11:44:35.977
6 -	1:26.577	***44.008***	2:10.585	(3)	81.84	0.814	11:46:46.562
7 -	1:26.830	44.642	2:11.472		81.29	1.701	11:48:58.034

P8 25 2 Haydon SMITH

Yamaha TZ 250 3YL - HI-Precision Engineering Ltd

IDEAL LAP TIME : 2:07.447 BEST LAP TIME : 2:07.447 DIFFERENCE : 0.000

LAP	SECTOR 1	SECTOR 2	LAP TIME		MPH	DIFF	TIME OF DAY
1 -		43.128	2:44.912		64.81	37.465	11:36:20.922
2 -	1:25.810	43.151	2:08.961		82.87	1.514	11:38:29.883
3 -	1:25.870	42.905	2:08.775		82.99	1.328	11:40:38.658
4 -	1:25.978	43.087	2:09.065		82.81	1.618	11:42:47.723
5 -	1:25.649	42.571	2:08.220	(3)	83.35	0.773	11:44:55.943
6 -	1:25.166	42.470	2:07.636	(2)	83.73	0.189	11:47:03.579
7 -	***1:25.082***	***42.365***	***2:07.447***	(1)	***83.86***		***11:49:11.026***

P9 79 4 Sean CRONE

Kawasaki ZX4RR - SC RACING

IDEAL LAP TIME : 2:07.458 BEST LAP TIME : 2:07.865 DIFFERENCE : 0.407

LAP	SECTOR 1	SECTOR 2	LAP TIME		MPH	DIFF	TIME OF DAY
1 -		43.720	2:44.994		64.77	37.129	11:36:21.004
2 -	1:26.250	43.733	2:09.983		82.22	2.118	11:38:30.987
3 -	1:25.457	42.991	2:08.448		83.20	0.583	11:40:39.435
4 -	1:25.654	42.692	2:08.346		83.27	0.481	11:42:47.781
5 -	1:25.191	42.674	***2:07.865***	(1)	***83.58***		***11:44:55.646***
6 -	***1:25.097***	42.780	2:07.877	(2)	83.58	0.012	11:47:03.523
7 -	1:25.522	***42.361***	2:07.883	(3)	83.57	0.018	11:49:11.406

P10 26 2 Damian LEE

Yamaha TZR250 - Leed Autos

IDEAL LAP TIME : 2:14.160 BEST LAP TIME : 2:14.190 DIFFERENCE : 0.030

LAP	SECTOR 1	SECTOR 2	LAP TIME		MPH	DIFF	TIME OF DAY
1 -		45.171	2:53.631		61.55	39.441	11:36:29.641
2 -	***1:29.313***	44.877	***2:14.190***	(1)	***79.64***		***11:38:43.831***
3 -	1:29.757	***44.847***	2:14.604	(2)	79.40	0.414	11:40:58.435
4 -	1:31.703	44.973	2:16.676		78.20	2.486	11:43:15.111
5 -	1:30.736	45.046	2:15.782		78.71	1.592	11:45:30.893
6 -	1:31.882	44.925	2:16.807		78.12	2.617	11:47:47.700
7 -	1:30.055	45.016	2:15.071	(3)	79.12	0.881	11:50:02.771

BMCRC - MRO Championships - Rnd 5 @ Snetterton 300

Open 500 & Rookie 600

RACE 6 - SECTOR ANALYSIS

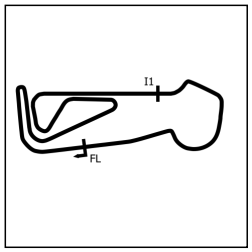

SECTOR 1 = FL to I1, SECTOR 2 = I1 to FL, DIFF = Difference To Personal Best Lap, P = Crossed Finish Line in Pit Lane, D = Time Disallowed

P11 2 2 Andrew GILL — Kawasaki KR1S -

IDEAL LAP TIME : 2:15.306 BEST LAP TIME : 2:15.531 DIFFERENCE : 0.225

LAP	SECTOR 1	SECTOR 2	LAP TIME		MPH	DIFF	TIME OF DAY
1 -		45.673	2:55.738		60.81	40.207	11:36:31.748
2 -	***1:30.179***	45.352	***2:15.531***	***(1)***	***78.86***		***11:38:47.279***
3 -	1:30.685	45.171	2:15.856	**(3)**	78.67	0.325	11:41:03.135
4 -	1:30.706	45.514	2:16.220		78.46	0.689	11:43:19.355
5 -	1:30.651	***45.127***	2:15.778	**(2)**	78.71	0.247	11:45:35.133
6 -	1:30.491	45.834	2:16.325		78.40	0.794	11:47:51.458
7 -	1:31.294	45.954	2:17.248		77.87	1.717	11:50:08.706

P12 88 2 George PRINOS — Yamaha TZ250 - KAPPA PLANNING LTD

IDEAL LAP TIME : 2:13.686 BEST LAP TIME : 2:14.666 DIFFERENCE : 0.980

LAP	SECTOR 1	SECTOR 2	LAP TIME		MPH	DIFF	TIME OF DAY
1 -		46.626	3:04.482		57.93	49.816	11:36:40.492
2 -	1:31.111	45.937	2:17.048		77.98	2.382	11:38:57.540
3 -	1:30.782	45.760	2:16.542		78.27	1.876	11:41:14.082
4 -	1:28.974	45.692	***2:14.666***	***(1)***	***79.36***		***11:43:28.748***
5 -	1:30.578	***44.719***	2:15.297	**(3)**	78.99	0.631	11:45:44.045
6 -	***1:28.967***	45.719	2:14.686	**(2)**	79.35	0.020	11:47:58.731

P13 67 4 Simon HARVEY — Kawasaki ZX4RR - HCL Car Sales - Dymag

IDEAL LAP TIME : 2:16.640 BEST LAP TIME : 2:16.882 DIFFERENCE : 0.242

LAP	SECTOR 1	SECTOR 2	LAP TIME		MPH	DIFF	TIME OF DAY
1 -		***45.658***	2:55.644		60.85	38.762	11:36:31.654
2 -	***1:30.982***	45.900	***2:16.882***	***(1)***	***78.08***		***11:38:48.536***
3 -	1:31.613	46.737	2:18.350	**(3)**	77.25	1.468	11:41:06.886
4 -	1:31.505	46.532	2:18.037	**(2)**	77.42	1.155	11:43:24.923
5 -	1:31.715	47.201	2:18.916		76.93	2.034	11:45:43.839
6 -	1:32.940	46.899	2:19.839		76.43	2.957	11:48:03.678

P14 20 R600 Louis AITKEN — Yamaha R6 -

IDEAL LAP TIME : 2:22.603 BEST LAP TIME : 2:22.603 DIFFERENCE : 0.000

LAP	SECTOR 1	SECTOR 2	LAP TIME		MPH	DIFF	TIME OF DAY
1 -		48.199	2:29.955		71.27	7.352	11:36:05.965
2 -	1:36.044	49.341	2:25.385		73.51	2.782	11:38:31.350
3 -	1:35.665	48.138	2:23.803	**(3)**	74.32	1.200	11:40:55.153
4 -	1:37.042	48.155	2:25.197		73.61	2.594	11:43:20.350
5 -	1:35.574	47.396	2:22.970	**(2)**	74.75	0.367	11:45:43.320
6 -	***1:35.382***	***47.221***	***2:22.603***	***(1)***	***74.94***		***11:48:05.923***

P15 11 2 Phil GUILLOU — - Thompsons

IDEAL LAP TIME : 2:18.306 BEST LAP TIME : 2:18.864 DIFFERENCE : 0.558

LAP	SECTOR 1	SECTOR 2	LAP TIME		MPH	DIFF	TIME OF DAY
1 -		***45.860***	2:54.588		61.21	35.724	11:36:30.598
2 -	***1:32.446***	46.418	***2:18.864***	***(1)***	***76.96***		***11:38:49.462***
3 -	1:32.626	46.720	2:19.346	**(3)**	76.70	0.482	11:41:08.808
4 -	1:32.836	46.425	2:19.261	**(2)**	76.74	0.397	11:43:28.069
5 -	1:32.971	46.391	2:19.362		76.69	0.498	11:45:47.431
6 -	1:33.938	46.576	2:20.514		76.06	1.650	11:48:07.945

BMCRC - MRO Championships - Rnd 5 @ Snetterton 300

Open 500 & Rookie 600

RACE 6 - SECTOR ANALYSIS

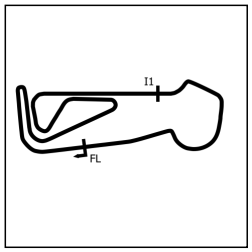

SECTOR 1 = FL to I1, SECTOR 2 = I1 to FL, DIFF = Difference To Personal Best Lap, P = Crossed Finish Line in Pit Lane, D = Time Disallowed

P16 41 4 Euan BAINBOROUGH — Kawasaki NINJA 400 -

IDEAL LAP TIME : 2:18.287 BEST LAP TIME : 2:18.736 DIFFERENCE : 0.449

LAP	SECTOR 1	SECTOR 2	LAP TIME	MPH	DIFF	TIME OF DAY
1 -		47.094	2:57.109	60.34	38.373	11:36:33.119
2 -	***1:31.817***	46.919	***2:18.736*** **(1)**	***77.03***		***11:38:51.855***
3 -	1:32.320	46.475	2:18.795 **(3)**	77.00	0.059	11:41:10.650
4 -	1:32.083	46.708	2:18.791 **(2)**	77.00	0.055	11:43:29.441
5 -	1:33.111	***46.470***	2:19.581	76.57	0.845	11:45:49.022
6 -	1:32.812	47.406	2:20.218	76.22	1.482	11:48:09.240

P17 577 4 Richard BUCKHAM — Kawasaki 400 RESTRICTED TO 300 -

IDEAL LAP TIME : 2:21.907 BEST LAP TIME : 2:23.073 DIFFERENCE : 1.166

LAP	SECTOR 1	SECTOR 2	LAP TIME	MPH	DIFF	TIME OF DAY
1 -		***47.626***	2:58.708	59.80	35.635	11:36:34.718
2 -	1:34.348	48.725	***2:23.073*** **(1)**	***74.70***		***11:38:57.791***
3 -	1:34.474	48.796	2:23.270 **(2)**	74.60	0.197	11:41:21.061
4 -	***1:34.281***	49.145	2:23.426 **(3)**	74.51	0.353	11:43:44.487
5 -	1:35.128	48.609	2:23.737	74.35	0.664	11:46:08.224
6 -	1:35.764	48.980	2:24.744	73.84	1.671	11:48:32.968

P18 390 4 Robert EILBECK — KTM RC 390 -

IDEAL LAP TIME : 2:23.844 BEST LAP TIME : 2:24.079 DIFFERENCE : 0.235

LAP	SECTOR 1	SECTOR 2	LAP TIME	MPH	DIFF	TIME OF DAY
1 -		49.023	3:04.127	58.04	40.048	11:36:40.137
2 -	1:37.682	49.483	2:27.165	72.62	3.086	11:39:07.302
3 -	1:36.937	48.833	2:25.770	73.32	1.691	11:41:33.072
4 -	1:36.247	***47.850***	2:24.097 **(2)**	74.17	0.018	11:43:57.169
5 -	1:36.238	48.233	2:24.471 **(3)**	73.98	0.392	11:46:21.640
6 -	***1:35.994***	48.085	***2:24.079*** **(1)**	***74.18***		***11:48:45.719***

P19 343 R600 David BROWN — Kawasaki ZX6R -

IDEAL LAP TIME : 2:29.188 BEST LAP TIME : 2:30.240 DIFFERENCE : 1.052

LAP	SECTOR 1	SECTOR 2	LAP TIME	MPH	DIFF	TIME OF DAY
1 -		51.719	2:37.131	68.02	6.891	11:36:13.141
2 -	***1:37.756***	52.484	***2:30.240*** **(1)**	***71.14***		***11:38:43.381***
3 -	1:40.249	***51.432***	2:31.681 **(2)**	70.46	1.441	11:41:15.062
4 -	1:41.022	51.438	2:32.460 **(3)**	70.10	2.220	11:43:47.522
5 -	1:42.908	53.127	2:36.035	68.49	5.795	11:46:23.557
6 -	1:47.824	54.830	2:42.654	65.71	12.414	11:49:06.211

P20 55 R600 Timothy ROCHE — Yamaha R6 -

IDEAL LAP TIME : 2:04.471 BEST LAP TIME : 2:04.471 DIFFERENCE : 0.000

LAP	SECTOR 1	SECTOR 2	LAP TIME	MPH	DIFF	TIME OF DAY
1 -			2:16.447	78.33	11.976	11:35:52.457
2 -	1:22.992	41.923	2:04.915 **(2)**	85.56	0.444	11:37:57.372
3 -	1:22.803	42.690	2:05.493	85.16	1.022	11:40:02.865
4 -	***1:22.658***	***41.813***	***2:04.471*** **(1)**	***85.86***		***11:42:07.336***
5 -	1:23.204	42.046	2:05.250 **(3)**	85.33	0.779	11:44:12.586
6 -	1:23.539	43.311	2:06.850	84.25	2.379	11:46:19.436

P21 14 2 Bruce DUNN — Yamaha TZ250 - VHM UK

IDEAL LAP TIME : 2:06.324 BEST LAP TIME : 2:06.517 DIFFERENCE : 0.193

LAP	SECTOR 1	SECTOR 2	LAP TIME	MPH	DIFF	TIME OF DAY
1 -		43.139	2:44.171	65.10	37.654	11:36:20.181
2 -	1:25.782	43.267	2:09.049	82.82	2.532	11:38:29.230
3 -	1:25.062	42.749	2:07.811	83.62	1.294	11:40:37.041
4 -	1:24.529	42.169	2:06.698 **(3)**	84.35	0.181	11:42:43.739
5 -	1:24.368	***42.166***	2:06.534 **(2)**	84.46	0.017	11:44:50.273
6 -	***1:24.158***	42.359	***2:06.517*** **(1)**	***84.47***		***11:46:56.790***

Weather / Track : Sunny / Dry

Snetterton 300: 2.9689 miles
Date: 28/06/2026 Start: 11:33 Finish: 11:47

BMCRC - MRO Championships - Rnd 5 @ Snetterton 300

Open 500 & Rookie 600

RACE 6 - SECTOR ANALYSIS

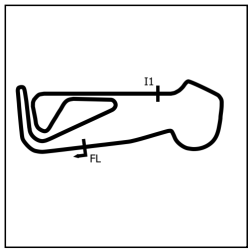

SECTOR 1 = FL to I1, SECTOR 2 = I1 to FL, DIFF = Difference To Personal Best Lap, P = Crossed Finish Line in Pit Lane, D = Time Disallowed

P22 **289** **R600** **Sam CHURCHER** Yamaha R6 -

IDEAL LAP TIME : 2:01.853 BEST LAP TIME : 2:01.914 DIFFERENCE : 0.061

LAP	SECTOR 1	SECTOR 2	LAP TIME	MPH	DIFF	TIME OF DAY
1 -			2:09.239	82.69	7.325	11:35:45.249
2 -	1:21.514	41.443	2:02.957 **(3)**	86.92	1.043	11:37:48.206
3 -	***1:20.740***	41.174	***2:01.914*** **(1)**	***87.66***		***11:39:50.120***
4 -	1:21.231	***41.113***	2:02.344 **(2)**	87.36	0.430	11:41:52.464

BMCRC - MRO Championships - Rnd 5 @ Snetterton 300

Open 500 & Rookie 600

RACE 6 - BEST SECTORS

	SECTOR 1		SECTOR 2	
POS	NO	TIME	NO	TIME
1	**282**	**1:20.114**	**282**	**40.356**
2	**289**	**1:20.740**	**17**	**40.678**
3	**17**	**1:20.779**	**289**	**41.113**
4	**573**	**1:21.486**	**573**	**41.116**
5	**55**	**1:22.658**	**65**	**41.628**
6	**65**	**1:23.369**	**55**	**41.813**
7	**63**	**1:23.676**	**63**	**41.905**
8	**336**	**1:24.064**	**14**	**42.166**
9	**14**	**1:24.158**	**79**	**42.361**
10	**25**	**1:25.082**	**25**	**42.365**
11	**79**	**1:25.097**	**336**	**42.893**
12	**248**	**1:25.371**	**248**	**44.008**
13	**88**	**1:28.967**	**88**	**44.719**
14	**26**	**1:29.313**	**26**	**44.847**
15	**2**	**1:30.179**	**2**	**45.127**
16	**67**	**1:30.982**	**67**	**45.658**
17	**41**	**1:31.817**	**11**	**45.860**
18	**11**	**1:32.446**	**41**	**46.470**
19	**577**	**1:34.281**	**20**	**47.221**
20	**20**	**1:35.382**	**577**	**47.626**
21	**390**	**1:35.994**	**390**	**47.850**
22	**343**	**1:37.756**	**343**	**51.432**
23				

IDEAL / BEST COMPARISON

POS	NO	NAME	IDEAL	BEST	DIFF
		PERFECT LAP	**2:00.470**		
1	**282**	SHINER	2:00.470	2:00.709	**0.239**
2	**17**	MORRIS	2:01.457	2:01.525	**0.068**
3	**289**	CHURCHER	2:01.853	2:01.914	**0.061**
4	**573**	KETTERINGHAM	2:02.602	2:02.666	**0.064**
5	**55**	ROCHE	2:04.471	2:04.471	**0.000**
6	**65**	HALL	2:04.997	2:04.997	**0.000**
7	**63**	HEMPHILL	2:05.581	2:05.716	**0.135**
8	**14**	DUNN	2:06.324	2:06.517	**0.193**
9	**336**	WRIGHT	2:06.957	2:07.366	**0.409**
10	**25**	SMITH	2:07.447	2:07.447	**0.000**
11	**79**	CRONE	2:07.458	2:07.865	**0.407**
12	**248**	WATERS	2:09.379	2:09.771	**0.392**
13	**88**	PRINOS	2:13.686	2:14.666	**0.980**
14	**26**	LEE	2:14.160	2:14.190	**0.030**
15	**2**	GILL	2:15.306	2:15.531	**0.225**
16	**67**	HARVEY	2:16.640	2:16.882	**0.242**
17	**41**	BAINBOROUGH	2:18.287	2:18.736	**0.449**
18	**11**	GUILLOU	2:18.306	2:18.864	**0.558**
19	**577**	BUCKHAM	2:21.907	2:23.073	**1.166**
20	**20**	AITKEN	2:22.603	2:22.603	**0.000**
21	**390**	EILBECK	2:23.844	2:24.079	**0.235**
22	**343**	BROWN	2:29.188	2:30.240	**1.052**

Weather / Track : Sunny / Dry

Snetterton 300: 2.9689 miles
Date: 28/06/2026 Start: 11:33 Finish: 11:47

Results can be found at www.tsl-timing.com

Printed - 11:51 Sunday, 28 June 2026

BMCRC - MRO Championships - Rnd 5 @ Snetterton 300

Open 500 & Rookie 600

RACE 6 - STATISTICS

Competitors Started	23
Planned Start	2026-06-28 @ 11:25:00.000
Actual Start	2026-06-28 @ 11:33:36.009
Finish Time	2026-06-28 @ 11:47:54.810
Track Length	2.9689mi.
Total Laps	141
Total Distance Covered	418.6165mi.

Session Fastest Lap History

NO	CL	NAME	LAP TIME	TIME OF DAY	LAP	VEHICLE
282	R600	**Chad SHINER**	**2:02.940**	11:37:46.958	2	Yamaha R6
17	R600	**Andrew MORRIS**	**2:02.928**	11:37:47.261	2	Honda CBR600RR
282	R600	**Chad SHINER**	**2:00.752**	11:39:47.710	3	Yamaha R6
282	R600	**Chad SHINER**	**2:00.709**	11:41:48.419	4	Yamaha R6

Session Leader History

NO	CL	NAME	FROM LAP	LAPS LED	DISTANCE	VEHICLE
282	R600	**Chad SHINER**	1	7	20.78 miles	Yamaha R6

Flag History

TYPE	TIME OF DAY
GREEN	11:33:36.009
FINISH	11:47:54.810

Flag Statistics

TYPE	COUNT	TOTAL LAPS	TOTAL TIME
Green	1	7	16:47.073
Red	0	0	0.000
Safety Car	0	0	0.000
FCY	0	0	0.000

Weather / Track : Sunny / Dry

Snetterton 300: 2.9689 miles
Date: 28/06/2026 Start: 11:33 Finish: 11:47

BMCRC - MRO Championships - Rnd 5 @ Snetterton 300

Open 500 & Rookie 600

RACE 6 - STATISTICS

CLASS : R600

12 Starters

Fastest Lap History

NO	NAME	LAP TIME	TIME OF DAY	LAP	VEHICLE
282	**Chad SHINER**	**2:02.940**	11:37:46.958	2	Yamaha R6
17	**Andrew MORRIS**	**2:02.928**	11:37:47.261	2	Honda CBR600RR
282	**Chad SHINER**	**2:00.752**	11:39:47.710	3	Yamaha R6
282	**Chad SHINER**	**2:00.709**	11:41:48.419	4	Yamaha R6

Leader History

NO	NAME	FROM LAP	LAPS LED	DISTANCE	VEHICLE
282	**Chad SHINER**	1	7	20.78 miles	Yamaha R6

Weather / Track : Sunny / Dry

Snetterton 300: 2.9689 miles
Date: 28/06/2026 Start: 11:33 Finish: 11:47

BMCRC - MRO Championships - Rnd 5 @ Snetterton 300

Open 500 & Rookie 600

RACE 6 - STATISTICS

CLASS : 2

6 Starters

Fastest Lap History

NO	NAME	LAP TIME	TIME OF DAY	LAP	VEHICLE
14	**Bruce DUNN**	**2:09.049**	11:38:29.230	2	Yamaha TZ250
25	**Haydon SMITH**	**2:08.961**	11:38:29.883	2	Yamaha TZ 250 3YL
14	**Bruce DUNN**	**2:07.811**	11:40:37.041	3	Yamaha TZ250
14	**Bruce DUNN**	**2:06.698**	11:42:43.739	4	Yamaha TZ250
14	**Bruce DUNN**	**2:06.534**	11:44:50.273	5	Yamaha TZ250
14	**Bruce DUNN**	**2:06.517**	11:46:56.790	6	Yamaha TZ250

Leader History

NO	NAME	FROM LAP	LAPS LED	DISTANCE	VEHICLE
14	**Bruce DUNN**	1	6	17.81 miles	Yamaha TZ250
25	**Haydon SMITH**	7	1	2.96 miles	Yamaha TZ 250 3YL

Weather / Track : Sunny / Dry

Snetterton 300: 2.9689 miles
Date: 28/06/2026 Start: 11:33 Finish: 11:47

BMCRC - MRO Championships - Rnd 5 @ Snetterton 300

Open 500 & Rookie 600

RACE 6 - STATISTICS

CLASS : 4

5 Starters

Fastest Lap History

NO	NAME	LAP TIME	TIME OF DAY	LAP	VEHICLE
79	**Sean CRONE**	**2:09.983**	11:38:30.987	2	Kawasaki ZX4RR
79	**Sean CRONE**	**2:08.448**	11:40:39.435	3	Kawasaki ZX4RR
79	**Sean CRONE**	**2:08.346**	11:42:47.781	4	Kawasaki ZX4RR
79	**Sean CRONE**	**2:07.865**	11:44:55.646	5	Kawasaki ZX4RR

Leader History

NO	NAME	FROM LAP	LAPS LED	DISTANCE	VEHICLE
79	**Sean CRONE**	1	7	20.78 miles	Kawasaki ZX4RR

BMCRC - MRO Championships - Rnd 5 @ Snetterton 300

Open 500 & Rookie 600

RACE 16 - GRID (7 Laps)

BMCRC ROOKIE 600

BMCRC OPEN 500

ROW 11	33 **101** Ben NICHOLLS	32 **162** Darren COOPER	31 **52** Steve BAYLEY
ROW 10	30 **82** Jack WOLFF	29 **390** Robert EILBECK 2:24.079	28 **577** Richard BUCKHAM 2:23.073
ROW 9	27 **11** Phil GUILLOU 2:18.864	26 **41** Euan BAINBOROUGH 2:18.736	25 **67** Simon HARVEY 2:16.882
ROW 8	24 **2** Andrew GILL 2:15.531	23 **88** George PRINOS 2:14.666	22 **26** Damian LEE 2:14.190
ROW 7	21 **79** Sean CRONE 2:07.865	20 **25** Haydon SMITH 2:07.447	19 **14** Bruce DUNN 2:06.517
ROW 6	18	17	16
ROW 5	15 **102** Gareth KING	14 **198** Charlie VAIL	13 **75** Martin MAAG
ROW 4	12 **343** David BROWN 2:30.240	11 **20** Louis AITKEN 2:22.603	10 **221** Keaten LEATHERLAND
ROW 3	9 **248** David WATERS 2:09.771	8 **336** Curtis WRIGHT 2:07.366	7 **63** Tommy HEMPHILL 2:05.716
ROW 2	6 **65** Albert HALL 2:04.997	5 **55** Timothy ROCHE 2:04.471	4 **573** Cian KETTERINGHAM 2:02.666
ROW 1	3 **289** Sam CHURCHER 2:01.914	2 **17** Andrew MORRIS 2:01.525	1 **282** Chad SHINER 2:00.709

Pole

These results are provisional until the conclusion of any judicial and technical matters.

Snetterton 300: 2.9689 miles

Clerk Of Course: Caroline Patterson / Tony MacBride	Timekeeper: Craig Smith	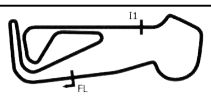

Results can be found at www.tsl-timing.com

Printed - 11:55 Sunday, 28 June 2026

TSL SPORTS TIMING TIMING SOLUTIONS LTD

BMCRC - MRO Championships - Rnd 5 @ Snetterton 300

Open 500 & Rookie 600

RACE 16 - CLASSIFICATION

Race Distance: 7 Laps / 20.78 miles

POS	NO	CL	PIC	NAME	ENTRY	LAPS	TIME	GAP	DIFF	MPH	BEST	ON	GRD	↑↓
1	282	R600	1	Chad SHINER	Yamaha R6 - Privateer	7	14:14.706			87.53	2:00.638	7	1	0
2	17	R600	2	Andrew MORRIS	Honda CBR600RR - House to Home	7	14:19.649	4.943	4.943	87.03	2:01.706	2	2	0
3	289	R600	3	Sam CHURCHER	Yamaha R6 -	7	14:25.874	11.168	6.225	86.40	2:02.041	5	3	0
4	221	R600	4	Keaten LEATHERLAND	Yamaha R6 - GL Fabrications Racing/ Complete Engineering	7	14:35.591	20.885	9.717	85.44	2:01.337	3	10	6
5	65	R600	5	Albert HALL	Yamaha YZF-R6 -	7	14:45.946	31.240	10.355	84.44	2:03.921	2	6	1
6	55	R600	6	Timothy ROCHE	Yamaha R6 -	7	14:48.335	33.629	2.389	84.22	2:05.150	6	5	-1
7	336	R600	7	Curtis WRIGHT	Kawasaki ZX636 - Frocester Group	7	14:54.087	39.381	5.752	83.67	2:05.765	6	8	1
8	25	2	1	Haydon SMITH	Yamaha TZ 250 3YL - HI-Precision Engineering Ltd	7	15:28.993	1:14.287	34.906	80.53	2:07.188	7	17	9
9	79	4	1	Sean CRONE	Kawasaki ZX4RR - SC RACING	7	15:33.699	1:18.993	4.706	80.12	2:08.062	3	18	9
10	26	2	2	Damian LEE	Yamaha TZR250 - Leed Autos	7	16:15.964	2:01.258	42.265	76.65	2:13.942	6	19	9
11	2	2	3	Andrew GILL	Kawasaki KR1S -	7	16:22.875	2:08.169	6.911	76.12	2:15.421	2	21	10
12	88	2	4	George PRINOS	Yamaha TZ250 - KAPPA PLANNING LTD	6	14:17.824	1 Lap	1 Lap	74.75	2:15.752	2	20	8
13	67	4	2	Simon HARVEY	Kawasaki ZX4RR - HCL Car Sales - Dymag	6	14:20.416	1 Lap	2.592	74.53	2:16.798	6	22	9
14	41	4	3	Euan BAINBOROUGH	Kawasaki NINJA 400 -	6	14:21.042	1 Lap	0.626	74.47	2:16.530	6	23	9
15	20	R600	8	Louis AITKEN	Yamaha R6 -	6	14:29.819	1 Lap	8.777	73.72	2:21.972	6	11	-4
16	343	R600	9	David BROWN	Kawasaki ZX6R -	6	14:38.528	1 Lap	8.709	72.99	2:24.136	6	12	-4
17	577	4	4	Richard BUCKHAM	Kawasaki 400 RESTRICTED TO 300 -	6	15:02.217	1 Lap	23.689	71.07	2:22.773	6	25	8
18	390	4	5	Robert EILBECK	KTM RC 390 -	6	15:05.013	1 Lap	2.796	70.85	2:24.140	6	26	8
					NOT CLASSIFIED									
DNF	573	R600		Cian KETTERINGHAM	Suzuki GSXR-6 -	0							4	
DNF	63	R600		Tommy HEMPHILL	Yamaha R6 -	0							7	

FASTEST LAP

282	R600	Chad SHINER	Yamaha R6 - Privateer	7	2:00.638	88.59 mph	142.58 kph
25	2	Haydon SMITH	Yamaha TZ 250 3YL - HI-Precision Engineering Ltd	7	2:07.188	84.03 mph	135.23 kph
79	4	Sean CRONE	Kawasaki ZX4RR - SC RACING	3	2:08.062	83.46 mph	134.31 kph

Class R600 - 92.5% of Race Speed = 80.96 mph
Class 2 - 92.5% of Race Speed = 74.49 mph
Class 4 - 92.5% of Race Speed = 74.11 mph

Weather / Track : Bright / Dry
These results are provisional until the conclusion of any judicial and technical matters.

Date: 28/06/2026 Start: 16:14 Finish: 16:28
Snetterton 300: 2.9689 miles

Clerk Of Course: Caroline Patterson / Tony MacBride	Timekeeper: Craig Smith	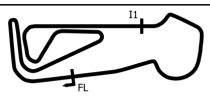

Results can be found at www.tsl-timing.com

Printed - 16:36 Sunday, 28 June 2026

BMCRC - MRO Championships - Rnd 5 @ Snetterton 300

Open 500 & Rookie 600

RACE 16 - LAP CHART

LAP 1 @ 16:16:41.758

NO	BEHIND	LAP TIME
282		2:07.657
17	0.184	2:07.841
289	1.635	2:09.292
65	2.637	2:10.294
221	4.036	2:11.693
55	5.893	2:13.550
336	6.165	2:13.822
20	22.997	2:30.654
343	25.034	2:32.691
25	32.860	2:40.517
79	32.987	2:40.644
2	40.003	2:47.660
26	40.016	2:47.673
88	43.072	2:50.729
67	44.775	2:52.432
41	45.450	2:53.107
577	49.367	2:57.024
390	52.305	2:59.962

LAP 2 @ 16:18:43.451

NO	BEHIND	LAP TIME
282		2:01.693
17	0.197	2:01.706
289	3.036	2:03.094
221	4.216	2:01.873
65	4.865	2:03.921
55	10.004	2:05.804
336	11.042	2:06.570
25	40.937	2:09.770
79	42.341	2:11.047
20	45.146	2:23.842
343	48.267	2:24.926
26	53.258	2:14.935
2	53.731	2:15.421
88	57.131	2:15.752
41	1:01.291	2:17.534
67	1:01.405	2:18.323
577	1:12.203	2:24.529
390	1:16.000	2:25.388

LAP 3 @ 16:20:44.461

NO	BEHIND	LAP TIME
282		2:01.010
17	1.098	2:01.911
221	4.543	2:01.337
289	5.128	2:03.102
65	8.268	2:04.413
55	14.724	2:05.730
336	17.174	2:07.142
25	48.291	2:08.364
79	49.393	2:08.062
26	1:07.176	2:14.928
2	1:08.671	2:15.950
20	1:08.806	2:24.670
343	1:11.942	2:24.685
88	1:12.800	2:16.679
67	1:18.289	2:17.894
41	1:18.612	2:18.331
577	1:37.566	2:26.373
390	1:39.386	2:24.396

LAP 4 @ 16:22:45.564

NO	BEHIND	LAP TIME
282		2:01.103
17	1.854	2:01.859
221	6.078	2:02.638
289	6.993	2:02.968
65	13.055	2:05.890
55	19.683	2:06.062
336	22.782	2:06.711
25	55.330	2:08.142
79	56.927	2:08.637
26	1:21.399	2:15.326
2	1:23.213	2:15.645
88	1:28.458	2:16.761
20	1:32.557	2:24.854
67	1:34.519	2:17.333
41	1:35.774	2:18.265
343	1:36.168	2:25.329

LAP 5 @ 16:24:47.430

NO	BEHIND	LAP TIME
282		2:01.866
577	1 Lap	2:26.926
17	2.241	2:02.253
390	1 Lap	2:26.226
221	6.853	2:02.641
289	7.168	2:02.041
65	17.717	2:06.528
55	24.272	2:06.455
336	28.314	2:07.398
25	1:00.884	2:07.420
79	1:03.203	2:08.142
26	1:33.858	2:14.325
2	1:37.063	2:15.716
88	1:45.067	2:18.475
67	1:50.289	2:17.636
41	1:51.183	2:17.275
20	1:54.518	2:23.827

LAP 6 @ 16:26:48.169

NO	BEHIND	LAP TIME
282		2:00.739
343	1 Lap	2:26.761
17	3.381	2:01.879
289	9.475	2:03.046
221	10.203	2:04.089
65	23.656	2:06.678
577	1 Lap	2:24.592
390	1 Lap	2:24.901
55	28.683	2:05.150
336	33.340	2:05.765
25	1:07.737	2:07.592
79	1:11.292	2:08.828
26	1:47.061	2:13.942
2	1:52.502	2:16.178

LAP 7 @ 16:28:48.807

NO	BEHIND	LAP TIME
282		2:00.638
88	1 Lap	2:19.428
17	4.943	2:02.200
67	1 Lap	2:16.798
41	1 Lap	2:16.530
289	11.168	2:02.331
20	1 Lap	2:21.972
221	20.885	2:11.320
343	1 Lap	2:24.136
65	31.240	2:08.222
55	33.629	2:05.584
336	39.381	2:06.679
577	1 Lap	2:22.773
390	1 Lap	2:24.140
25	1:14.287	2:07.188
79	1:18.993	2:08.339
26	2:01.258	2:14.835
2	2:08.169	2:16.305

Weather / Track : Bright / Dry

Snetterton 300: 2.9689 miles
Date: 28/06/2026 Start: 16:14 Finish: 16:28

Results can be found at www.tsl-timing.com

Printed - 16:35 Sunday, 28 June 2026

BMCRC - MRO Championships - Rnd 5 @ Snetterton 300

Open 500 & Rookie 600

RACE 16 - POSITION CHART

No	Name	Lap Pos	1	2	3	4	5	6	7
282	SHINER	1	282	282	282	282	282	282	282
17	MORRIS	2	17	17	17	17	17	17	17
289	CHURCHER	3	289	289	221	221	221	289	289
573	KETTERINGHAM	4	65	221	289	289	289	221	221
55	ROCHE	5	221	65	65	65	65	65	65
65	HALL	6	55	55	55	55	55	55	55
63	HEMPHILL	7	336	336	336	336	336	336	336
336	WRIGHT	8	20	25	25	25	25	25	25
221	LEATHERLAND	9	343	79	79	79	79	79	79
20	AITKEN	10	25	20	26	26	26	26	26
343	BROWN	11	79	343	2	2	2	2	2
25	SMITH	12	2	26	20	88	88	88	
79	CRONE	13	26	2	343	20	67	67	
26	LEE	14	88	88	88	67	41	41	
88	PRINOS	15	67	41	67	41	20	20	
2	GILL	16	41	67	41	343	343	343	
67	HARVEY	17	577	577	577	577	577	577	
41	BAINBOROUGH	18	390	390	390	390	390	390	
577	BUCKHAM	19							
390	EILBECK	20							

Weather / Track : Bright / Dry

Snetterton 300: 2.9689 miles
Date: 28/06/2026 Start: 16:14 Finish: 16:28

Results can be found at www.tsl-timing.com

Printed - 16:35 Sunday, 28 June 2026

BMCRC - MRO Championships - Rnd 5 @ Snetterton 300

Open 500 & Rookie 600

RACE 16 - SECTOR ANALYSIS

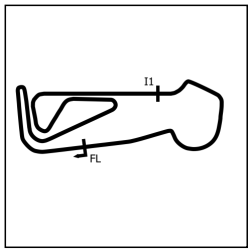

SECTOR 1 = FL to I1, SECTOR 2 = I1 to FL, DIFF = Difference To Personal Best Lap, P = Crossed Finish Line in Pit Lane, D = Time Disallowed

P1 282 R600 Chad SHINER

Yamaha R6 - Privateer

IDEAL LAP TIME : 2:00.285 BEST LAP TIME : 2:00.638 DIFFERENCE : 0.353

LAP	SECTOR 1	SECTOR 2	LAP TIME		MPH	DIFF	TIME OF DAY
1 -		41.032	2:07.657		83.72	7.019	16:16:41.758
2 -	1:21.065	40.628	2:01.693		87.82	1.055	16:18:43.451
3 -	1:20.627	40.383	2:01.010	(3)	88.32	0.372	16:20:44.461
4 -	1:20.954	***40.149***	2:01.103		88.25	0.465	16:22:45.564
5 -	1:20.407	41.459	2:01.866		87.70	1.228	16:24:47.430
6 -	1:20.571	40.168	2:00.739	(2)	88.52	0.101	16:26:48.169
7 -	***1:20.136***	40.502	***2:00.638***	(1)	***88.59***		***16:28:48.807***

P2 17 R600 Andrew MORRIS

Honda CBR600RR - House to Home

IDEAL LAP TIME : 2:01.507 BEST LAP TIME : 2:01.706 DIFFERENCE : 0.199

LAP	SECTOR 1	SECTOR 2	LAP TIME		MPH	DIFF	TIME OF DAY
1 -		40.725	2:07.841		83.60	6.135	16:16:41.942
2 -	***1:20.929***	40.777	***2:01.706***	(1)	***87.81***		***16:18:43.648***
3 -	1:21.333	***40.578***	2:01.911		87.67	0.205	16:20:45.559
4 -	1:20.983	40.876	2:01.859	(2)	87.70	0.153	16:22:47.418
5 -	1:21.107	41.146	2:02.253		87.42	0.547	16:24:49.671
6 -	1:21.046	40.833	2:01.879	(3)	87.69	0.173	16:26:51.550
7 -	1:21.258	40.942	2:02.200		87.46	0.494	16:28:53.750

P3 289 R600 Sam CHURCHER

Yamaha R6 -

IDEAL LAP TIME : 2:01.664 BEST LAP TIME : 2:02.041 DIFFERENCE : 0.377

LAP	SECTOR 1	SECTOR 2	LAP TIME		MPH	DIFF	TIME OF DAY
1 -		41.481	2:09.292		82.66	7.251	16:16:43.393
2 -	1:21.594	41.500	2:03.094		86.82	1.053	16:18:46.487
3 -	1:21.898	41.204	2:03.102		86.82	1.061	16:20:49.589
4 -	1:21.508	41.460	2:02.968	(3)	86.91	0.927	16:22:52.557
5 -	***1:20.482***	41.559	***2:02.041***	(1)	***87.57***		***16:24:54.598***
6 -	1:21.864	***41.182***	2:03.046		86.86	1.005	16:26:57.644
7 -	1:20.823	41.508	2:02.331	(2)	87.37	0.290	16:28:59.975

P4 221 R600 Keaten LEATHERLAND

Yamaha R6 - GL Fabrications Racing/ Complete Engineering Se

IDEAL LAP TIME : 2:01.264 BEST LAP TIME : 2:01.337 DIFFERENCE : 0.073

LAP	SECTOR 1	SECTOR 2	LAP TIME		MPH	DIFF	TIME OF DAY
1 -		42.040	2:11.693		81.15	10.356	16:16:45.794
2 -	***1:20.256***	41.617	2:01.873	(2)	87.69	0.536	16:18:47.667
3 -	1:20.329	***41.008***	***2:01.337***	(1)	***88.08***		***16:20:49.004***
4 -	1:21.261	41.377	2:02.638	(3)	87.15	1.301	16:22:51.642
5 -	1:21.231	41.410	2:02.641		87.14	1.304	16:24:54.283
6 -	1:22.936	41.153	2:04.089		86.13	2.752	16:26:58.372
7 -	1:25.296	46.024	2:11.320		81.38	9.983	16:29:09.692

P5 65 R600 Albert HALL

Yamaha YZF-R6 -

IDEAL LAP TIME : 2:03.921 BEST LAP TIME : 2:03.921 DIFFERENCE : 0.000

LAP	SECTOR 1	SECTOR 2	LAP TIME		MPH	DIFF	TIME OF DAY
1 -		41.687	2:10.294		82.03	6.373	16:16:44.395
2 -	***1:22.336***	***41.585***	***2:03.921***	(1)	***86.24***		***16:18:48.316***
3 -	1:22.485	41.928	2:04.413	(2)	85.90	0.492	16:20:52.729
4 -	1:23.998	41.892	2:05.890	(3)	84.90	1.969	16:22:58.619
5 -	1:24.046	42.482	2:06.528		84.47	2.607	16:25:05.147
6 -	1:24.078	42.600	2:06.678		84.37	2.757	16:27:11.825
7 -	1:24.149	44.073	2:08.222		83.35	4.301	16:29:20.047

BMCRC - MRO Championships - Rnd 5 @ Snetterton 300

Open 500 & Rookie 600

RACE 16 - SECTOR ANALYSIS

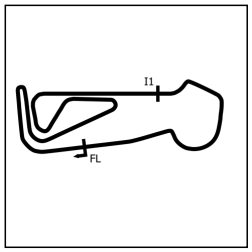

SECTOR 1 = FL to I1, SECTOR 2 = I1 to FL, DIFF = Difference To Personal Best Lap, P = Crossed Finish Line in Pit Lane, D = Time Disallowed

P6 55 R600 Timothy ROCHE

Yamaha R6 -

IDEAL LAP TIME : 2:04.759 BEST LAP TIME : 2:05.150 DIFFERENCE : 0.391

LAP	SECTOR 1	SECTOR 2	LAP TIME	MPH	DIFF	TIME OF DAY
1 -		42.722	2:13.550	80.03	8.400	16:16:47.651
2 -	1:23.066	42.738	2:05.804	84.95	0.654	16:18:53.455
3 -	1:23.312	42.418	2:05.730 (3)	85.00	0.580	16:20:59.185
4 -	1:23.752	42.310	2:06.062	84.78	0.912	16:23:05.247
5 -	1:23.966	42.489	2:06.455	84.52	1.305	16:25:11.702
6 -	***1:22.993***	42.157	***2:05.150 (1)***	***85.40***		***16:27:16.852***
7 -	1:23.818	***41.766***	2:05.584 (2)	85.10	0.434	16:29:22.436

P7 336 R600 Curtis WRIGHT

Kawasaki ZX636 - Frocester Group

IDEAL LAP TIME : 2:05.765 BEST LAP TIME : 2:05.765 DIFFERENCE : 0.000

LAP	SECTOR 1	SECTOR 2	LAP TIME	MPH	DIFF	TIME OF DAY
1 -		43.662	2:13.822	79.86	8.057	16:16:47.923
2 -	1:23.677	42.893	2:06.570 (2)	84.44	0.805	16:18:54.493
3 -	1:24.289	42.853	2:07.142	84.06	1.377	16:21:01.635
4 -	1:23.882	42.829	2:06.711	84.35	0.946	16:23:08.346
5 -	1:24.504	42.894	2:07.398	83.89	1.633	16:25:15.744
6 -	***1:23.313***	***42.452***	***2:05.765 (1)***	***84.98***		***16:27:21.509***
7 -	1:24.108	42.571	2:06.679 (3)	84.37	0.914	16:29:28.188

P8 25 2 Haydon SMITH

Yamaha TZ 250 3YL - HI-Precision Engineering Ltd

IDEAL LAP TIME : 2:07.186 BEST LAP TIME : 2:07.188 DIFFERENCE : 0.002

LAP	SECTOR 1	SECTOR 2	LAP TIME	MPH	DIFF	TIME OF DAY
1 -		43.390	2:40.517	66.58	33.329	16:17:14.618
2 -	1:26.523	43.247	2:09.770	82.36	2.582	16:19:24.388
3 -	1:25.632	42.732	2:08.364	83.26	1.176	16:21:32.752
4 -	1:25.316	42.826	2:08.142	83.40	0.954	16:23:40.894
5 -	1:24.970	***42.450***	2:07.420 (2)	83.88	0.232	16:25:48.314
6 -	1:25.029	42.563	2:07.592 (3)	83.76	0.404	16:27:55.906
7 -	***1:24.736***	42.452	***2:07.188 (1)***	***84.03***		***16:30:03.094***

P9 79 4 Sean CRONE

Kawasaki ZX4RR - SC RACING

IDEAL LAP TIME : 2:07.947 BEST LAP TIME : 2:08.062 DIFFERENCE : 0.115

LAP	SECTOR 1	SECTOR 2	LAP TIME	MPH	DIFF	TIME OF DAY
1 -		43.019	2:40.644	66.53	32.582	16:17:14.745
2 -	1:26.964	44.083	2:11.047	81.55	2.985	16:19:25.792
3 -	***1:25.140***	42.922	***2:08.062 (1)***	***83.46***		***16:21:33.854***
4 -	1:25.807	42.830	2:08.637	83.08	0.575	16:23:42.491
5 -	1:25.335	***42.807***	2:08.142 (2)	83.40	0.080	16:25:50.633
6 -	1:25.836	42.992	2:08.828	82.96	0.766	16:27:59.461
7 -	1:25.250	43.089	2:08.339 (3)	83.28	0.277	16:30:07.800

P10 26 2 Damian LEE

Yamaha TZR250 - Leed Autos

IDEAL LAP TIME : 2:13.866 BEST LAP TIME : 2:13.942 DIFFERENCE : 0.076

LAP	SECTOR 1	SECTOR 2	LAP TIME	MPH	DIFF	TIME OF DAY
1 -		45.479	2:47.673	63.74	33.731	16:17:21.774
2 -	1:30.139	44.796	2:14.935	79.20	0.993	16:19:36.709
3 -	1:29.738	45.190	2:14.928	79.21	0.986	16:21:51.637
4 -	1:30.457	44.869	2:15.326	78.98	1.384	16:24:06.963
5 -	***1:29.382***	44.943	2:14.325 (2)	79.56	0.383	16:26:21.288
6 -	1:29.458	***44.484***	***2:13.942 (1)***	***79.79***		***16:28:35.230***
7 -	1:29.688	45.147	2:14.835 (3)	79.26	0.893	16:30:50.065

BMCRC - MRO Championships - Rnd 5 @ Snetterton 300

Open 500 & Rookie 600

RACE 16 - SECTOR ANALYSIS

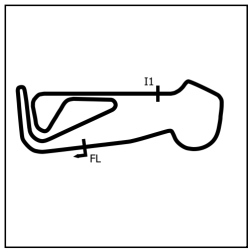

SECTOR 1 = FL to I1, SECTOR 2 = I1 to FL, DIFF = Difference To Personal Best Lap, P = Crossed Finish Line in Pit Lane, D = Time Disallowed

P11 2 2 Andrew GILL — Kawasaki KR1S -

IDEAL LAP TIME : 2:15.259 BEST LAP TIME : 2:15.421 DIFFERENCE : 0.162

LAP	SECTOR 1	SECTOR 2	LAP TIME	MPH	DIFF	TIME OF DAY
1 -		45.514	2:47.660	63.74	32.239	16:17:21.761
2 -	1:30.210	***45.211***	***2:15.421 (1)***	***78.92***		***16:19:37.182***
3 -	1:30.294	45.656	2:15.950	78.61	0.529	16:21:53.132
4 -	1:30.235	45.410	2:15.645 (2)	78.79	0.224	16:24:08.777
5 -	***1:30.048***	45.668	2:15.716 (3)	78.75	0.295	16:26:24.493
6 -	1:30.915	45.263	2:16.178	78.48	0.757	16:28:40.671
7 -	1:30.685	45.620	2:16.305	78.41	0.884	16:30:56.976

P12 88 2 George PRINOS — Yamaha TZ250 - KAPPA PLANNING LTD

IDEAL LAP TIME : 2:15.752 BEST LAP TIME : 2:15.752 DIFFERENCE : 0.000

LAP	SECTOR 1	SECTOR 2	LAP TIME	MPH	DIFF	TIME OF DAY
1 -		46.592	2:50.729	62.60	34.977	16:17:24.830
2 -	***1:29.921***	***45.831***	***2:15.752 (1)***	***78.73***		***16:19:40.582***
3 -	1:30.592	46.087	2:16.679 (2)	78.19	0.927	16:21:57.261
4 -	1:30.880	45.881	2:16.761 (3)	78.15	1.009	16:24:14.022
5 -	1:31.468	47.007	2:18.475	77.18	2.723	16:26:32.497
6 -	1:32.148	47.280	2:19.428	76.65	3.676	16:28:51.925

P13 67 4 Simon HARVEY — Kawasaki ZX4RR - HCL Car Sales - Dymag

IDEAL LAP TIME : 2:16.756 BEST LAP TIME : 2:16.798 DIFFERENCE : 0.042

LAP	SECTOR 1	SECTOR 2	LAP TIME	MPH	DIFF	TIME OF DAY
1 -		47.412	2:52.432	61.98	35.634	16:17:26.533
2 -	1:31.980	46.343	2:18.323	77.26	1.525	16:19:44.856
3 -	1:32.099	45.795	2:17.894	77.50	1.096	16:22:02.750
4 -	***1:31.358***	45.975	2:17.333 (2)	77.82	0.535	16:24:20.083
5 -	1:31.624	46.012	2:17.636 (3)	77.65	0.838	16:26:37.719
6 -	1:31.400	***45.398***	***2:16.798 (1)***	***78.13***		***16:28:54.517***

P14 41 4 Euan BAINBOROUGH — Kawasaki NINJA 400 -

IDEAL LAP TIME : 2:16.530 BEST LAP TIME : 2:16.530 DIFFERENCE : 0.000

LAP	SECTOR 1	SECTOR 2	LAP TIME	MPH	DIFF	TIME OF DAY
1 -		47.379	2:53.107	61.74	36.577	16:17:27.208
2 -	1:31.366	46.168	2:17.534 (3)	77.71	1.004	16:19:44.742
3 -	1:32.489	45.842	2:18.331	77.26	1.801	16:22:03.073
4 -	1:31.313	46.952	2:18.265	77.30	1.735	16:24:21.338
5 -	1:31.234	46.041	2:17.275 (2)	77.85	0.745	16:26:38.613
6 -	***1:30.905***	***45.625***	***2:16.530 (1)***	***78.28***		***16:28:55.143***

P15 20 R600 Louis AITKEN — Yamaha R6 -

IDEAL LAP TIME : 2:21.972 BEST LAP TIME : 2:21.972 DIFFERENCE : 0.000

LAP	SECTOR 1	SECTOR 2	LAP TIME	MPH	DIFF	TIME OF DAY
1 -		48.521	2:30.654	70.94	8.682	16:17:04.755
2 -	1:36.302	47.540	2:23.842 (3)	74.30	1.870	16:19:28.597
3 -	1:36.701	47.969	2:24.670	73.87	2.698	16:21:53.267
4 -	1:35.999	48.855	2:24.854	73.78	2.882	16:24:18.121
5 -	1:36.580	47.247	2:23.827 (2)	74.31	1.855	16:26:41.948
6 -	***1:35.120***	***46.852***	***2:21.972 (1)***	***75.28***		***16:29:03.920***

BMCRC - MRO Championships - Rnd 5 @ Snetterton 300

Open 500 & Rookie 600

RACE 16 - SECTOR ANALYSIS

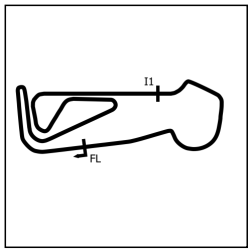

SECTOR 1 = FL to I1, SECTOR 2 = I1 to FL, DIFF = Difference To Personal Best Lap, P = Crossed Finish Line in Pit Lane, D = Time Disallowed

P16 343 R600 David BROWN — Kawasaki ZX6R -

IDEAL LAP TIME : 2:23.717 BEST LAP TIME : 2:24.136 DIFFERENCE : 0.419

LAP	SECTOR 1	SECTOR 2	LAP TIME		MPH	DIFF	TIME OF DAY
1 -		49.475	2:32.691		69.99	8.555	16:17:06.792
2 -	1:35.731	49.195	2:24.926	(3)	73.74	0.790	16:19:31.718
3 -	1:36.041	***48.644***	2:24.685	(2)	73.87	0.549	16:21:56.403
4 -	1:35.671	49.658	2:25.329		73.54	1.193	16:24:21.732
5 -	1:36.657	50.104	2:26.761		72.82	2.625	16:26:48.493
6 -	***1:35.073***	49.063	***2:24.136***	***(1)***	***74.15***		***16:29:12.629***

P17 577 4 Richard BUCKHAM — Kawasaki 400 RESTRICTED TO 300 -

IDEAL LAP TIME : 2:22.599 BEST LAP TIME : 2:22.773 DIFFERENCE : 0.174

LAP	SECTOR 1	SECTOR 2	LAP TIME		MPH	DIFF	TIME OF DAY
1 -		49.090	2:57.024		60.37	34.251	16:17:31.125
2 -	1:35.566	48.963	2:24.529	(2)	73.95	1.756	16:19:55.654
3 -	1:36.926	49.447	2:26.373		73.01	3.600	16:22:22.027
4 -	1:37.047	49.879	2:26.926		72.74	4.153	16:24:48.953
5 -	1:36.570	***48.022***	2:24.592	(3)	73.91	1.819	16:27:13.545
6 -	***1:34.577***	48.196	***2:22.773***	***(1)***	***74.86***		***16:29:36.318***

P18 390 4 Robert EILBECK — KTM RC 390 -

IDEAL LAP TIME : 2:23.712 BEST LAP TIME : 2:24.140 DIFFERENCE : 0.428

LAP	SECTOR 1	SECTOR 2	LAP TIME		MPH	DIFF	TIME OF DAY
1 -		48.939	2:59.962		59.39	35.822	16:17:34.063
2 -	1:37.131	48.257	2:25.388		73.51	1.248	16:19:59.451
3 -	1:36.477	***47.919***	2:24.396	(2)	74.01	0.256	16:22:23.847
4 -	1:36.845	49.381	2:26.226		73.09	2.086	16:24:50.073
5 -	1:36.655	48.246	2:24.901	(3)	73.76	0.761	16:27:14.974
6 -	***1:35.793***	48.347	***2:24.140***	***(1)***	***74.15***		***16:29:39.114***

P19 573 R600 Cian KETTERINGHAM — Suzuki GSXR-6 -

IDEAL LAP TIME : BEST LAP TIME : DIFFERENCE :

LAP	SECTOR 1	SECTOR 2	LAP TIME	MPH	DIFF	TIME OF DAY
1 -						

P20 63 R600 Tommy HEMPHILL — Yamaha R6 -

IDEAL LAP TIME : BEST LAP TIME : DIFFERENCE :

LAP	SECTOR 1	SECTOR 2	LAP TIME	MPH	DIFF	TIME OF DAY
1 -						

BMCRC - MRO Championships - Rnd 5 @ Snetterton 300

Open 500 & Rookie 600

RACE 16 - BEST SECTORS

	SECTOR 1		SECTOR 2	
POS	NO	TIME	NO	TIME
1	**282**	**1:20.136**	**282**	**40.149**
2	**221**	**1:20.256**	**17**	**40.578**
3	**289**	**1:20.482**	**221**	**41.008**
4	**17**	**1:20.929**	**289**	**41.182**
5	**65**	**1:22.336**	**65**	**41.585**
6	**55**	**1:22.993**	**55**	**41.766**
7	**336**	**1:23.313**	**25**	**42.450**
8	**25**	**1:24.736**	**336**	**42.452**
9	**79**	**1:25.140**	**79**	**42.807**
10	**26**	**1:29.382**	**26**	**44.484**
11	**88**	**1:29.921**	**2**	**45.211**
12	**2**	**1:30.048**	**67**	**45.398**
13	**41**	**1:30.905**	**41**	**45.625**
14	**67**	**1:31.358**	**88**	**45.831**
15	**577**	**1:34.577**	**20**	**46.852**
16	**343**	**1:35.073**	**390**	**47.919**
17	**20**	**1:35.120**	**577**	**48.022**
18	**390**	**1:35.793**	**343**	**48.644**
19				
20				

IDEAL / BEST COMPARISON

POS	NO	NAME	IDEAL	BEST	DIFF
		PERFECT LAP	**2:00.285**		
1	**282**	SHINER	2:00.285	2:00.638	**0.353**
2	**221**	LEATHERLAND	2:01.264	2:01.337	**0.073**
3	**17**	MORRIS	2:01.507	2:01.706	**0.199**
4	**289**	CHURCHER	2:01.664	2:02.041	**0.377**
5	**65**	HALL	2:03.921	2:03.921	**0.000**
6	**55**	ROCHE	2:04.759	2:05.150	**0.391**
7	**336**	WRIGHT	2:05.765	2:05.765	**0.000**
8	**25**	SMITH	2:07.186	2:07.188	**0.002**
9	**79**	CRONE	2:07.947	2:08.062	**0.115**
10	**26**	LEE	2:13.866	2:13.942	**0.076**
11	**2**	GILL	2:15.259	2:15.421	**0.162**
12	**88**	PRINOS	2:15.752	2:15.752	**0.000**
13	**41**	BAINBOROUGH	2:16.530	2:16.530	**0.000**
14	**67**	HARVEY	2:16.756	2:16.798	**0.042**
15	**20**	AITKEN	2:21.972	2:21.972	**0.000**
16	**577**	BUCKHAM	2:22.599	2:22.773	**0.174**
17	**390**	EILBECK	2:23.712	2:24.140	**0.428**
18	**343**	BROWN	2:23.717	2:24.136	**0.419**

Weather / Track : Bright / Dry

Snetterton 300: 2.9689 miles
Date: 28/06/2026 Start: 16:14 Finish: 16:28

Results can be found at www.tsl-timing.com

Printed - 16:35 Sunday, 28 June 2026

BMCRC - MRO Championships - Rnd 5 @ Snetterton 300

Open 500 & Rookie 600

RACE 16 - STATISTICS

Competitors Started	20
Planned Start	2026-06-28 @ 16:05:00.000
Actual Start	2026-06-28 @ 16:14:34.100
Finish Time	2026-06-28 @ 16:28:48.806
Track Length	2.9689mi.
Total Laps	119
Total Distance Covered	353.3004mi.

Session Fastest Lap History

NO	CL	NAME	LAP TIME	TIME OF DAY	LAP	VEHICLE
282	R600	**Chad SHINER**	**2:01.693**	16:18:43.451	2	Yamaha R6
282	R600	**Chad SHINER**	**2:01.010**	16:20:44.461	3	Yamaha R6
282	R600	**Chad SHINER**	**2:00.739**	16:26:48.169	6	Yamaha R6
282	R600	**Chad SHINER**	**2:00.638**	16:28:48.807	7	Yamaha R6

Session Leader History

NO	CL	NAME	FROM LAP	LAPS LED	DISTANCE	VEHICLE
282	R600	**Chad SHINER**	1	7	20.78 miles	Yamaha R6

Flag History

TYPE	TIME OF DAY
GREEN	16:14:34.100
FINISH	16:28:48.806

Flag Statistics

TYPE	COUNT	TOTAL LAPS	TOTAL TIME
Green	1	7	16:30.209
Red	0	0	0.000
Safety Car	0	0	0.000
FCY	0	0	0.000

BMCRC - MRO Championships - Rnd 5 @ Snetterton 300

Open 500 & Rookie 600

RACE 16 - STATISTICS

CLASS : R600

11 Starters

Fastest Lap History

NO	NAME	LAP TIME	TIME OF DAY	LAP	VEHICLE
282	**Chad SHINER**	**2:01.693**	16:18:43.451	2	Yamaha R6
282	**Chad SHINER**	**2:01.010**	16:20:44.461	3	Yamaha R6
282	**Chad SHINER**	**2:00.739**	16:26:48.169	6	Yamaha R6
282	**Chad SHINER**	**2:00.638**	16:28:48.807	7	Yamaha R6

Leader History

NO	NAME	FROM LAP	LAPS LED	DISTANCE	VEHICLE
282	**Chad SHINER**	1	7	20.78 miles	Yamaha R6

Weather / Track : Bright / Dry

Snetterton 300: 2.9689 miles
Date: 28/06/2026 Start: 16:14 Finish: 16:28

BMCRC - MRO Championships - Rnd 5 @ Snetterton 300

Open 500 & Rookie 600

RACE 16 - STATISTICS

CLASS : 2

4 Starters

Fastest Lap History

NO	NAME	LAP TIME	TIME OF DAY	LAP	VEHICLE
25	**Haydon SMITH**	**2:09.770**	16:19:24.388	2	Yamaha TZ 250 3YL
25	**Haydon SMITH**	**2:08.364**	16:21:32.752	3	Yamaha TZ 250 3YL
25	**Haydon SMITH**	**2:08.142**	16:23:40.894	4	Yamaha TZ 250 3YL
25	**Haydon SMITH**	**2:07.420**	16:25:48.314	5	Yamaha TZ 250 3YL
25	**Haydon SMITH**	**2:07.188**	16:30:03.094	7	Yamaha TZ 250 3YL

Leader History

NO	NAME	FROM LAP	LAPS LED	DISTANCE	VEHICLE
25	**Haydon SMITH**	1	7	20.78 miles	Yamaha TZ 250 3YL

Weather / Track : Bright / Dry

Snetterton 300: 2.9689 miles
Date: 28/06/2026 Start: 16:14 Finish: 16:28

BMCRC - MRO Championships - Rnd 5 @ Snetterton 300

Open 500 & Rookie 600

RACE 16 - STATISTICS

CLASS : 4

5 Starters

Fastest Lap History

NO	NAME	LAP TIME	TIME OF DAY	LAP	VEHICLE
79	**Sean CRONE**	**2:11.047**	16:19:25.792	2	Kawasaki ZX4RR
79	**Sean CRONE**	**2:08.062**	16:21:33.854	3	Kawasaki ZX4RR

Leader History

NO	NAME	FROM LAP	LAPS LED	DISTANCE	VEHICLE
79	**Sean CRONE**	1	7	20.78 miles	Kawasaki ZX4RR

Weather / Track : Bright / Dry

Snetterton 300: 2.9689 miles
Date: 28/06/2026 Start: 16:14 Finish: 16:28



BMCRC F1 & F2 SIDECARS

BMCRC-MRO Championships – Round 5

Snetterton 300

27th / 28th June 2026

Timing & Results Provided by Timing Solutions Ltd

www.tsl-timing.com

Snetterton 300 Circuit

Norwich, Norfolk, UK

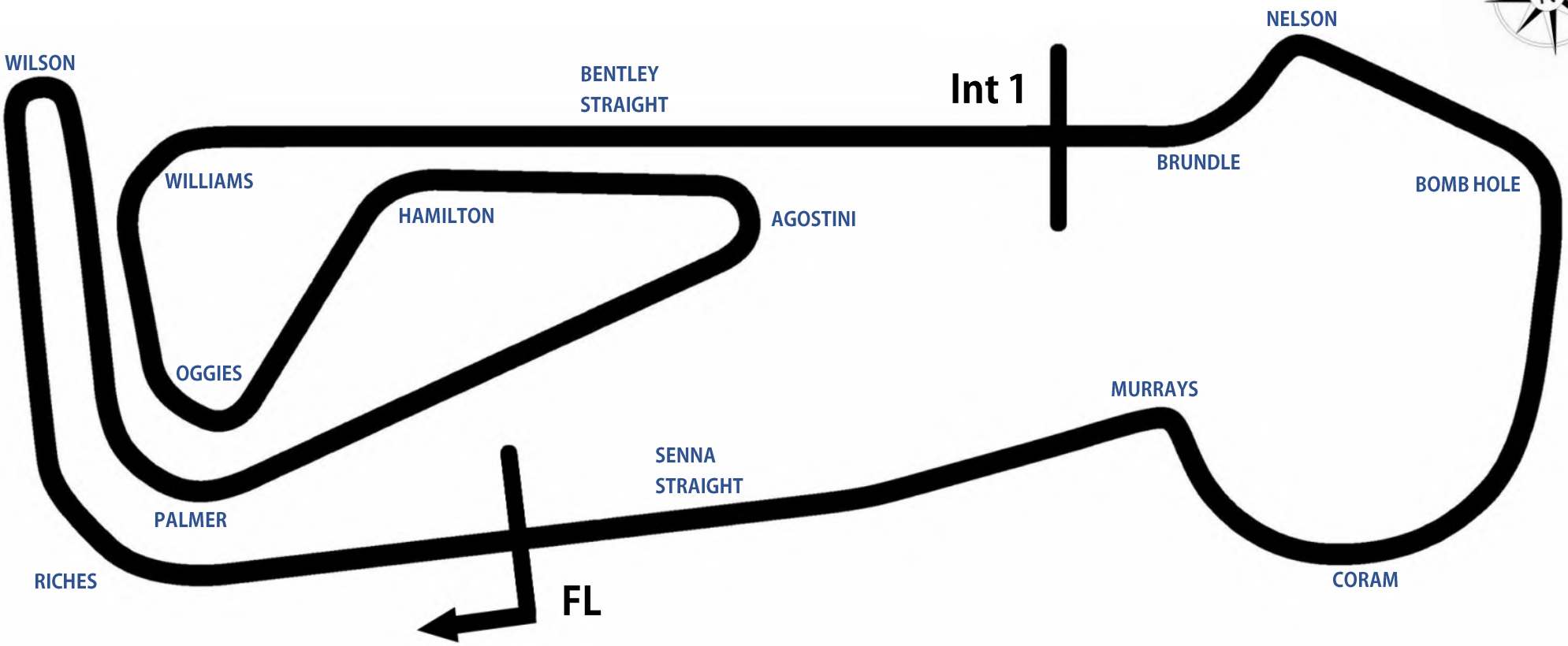

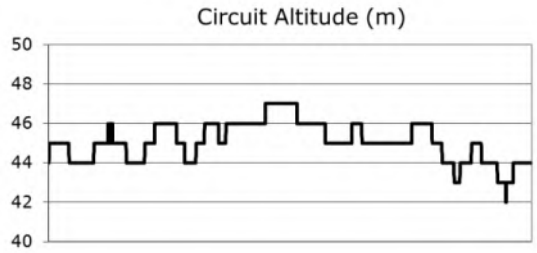

Length	2.9689 miles | 4.778 km | 4778.0 m		
FL		52.46340 N	0.94476 E
Int 1	3198m	52.46617 N	0.94964 E
Pit Entry	4572m	52.46364 N	0.94774 E
Pit Exit	40m after FL	52.46338 N	0.94420 E
Pit Entry - Pit Exit	246m, 17.7S @ 50kph, 14.7s @ 60kph		

Results & Live Timing available at – www.tsl-timing.com

Updated - 14/03/2024 14:52

BMCRC - MRO Championships - Rnd 5 @ Snetterton 300

BMCRC F1 & F2 Sidecars

QUALIFYING - CLASSIFICATION

POS	NO	CL	PIC	NAME	NAT	ENTRY	TIME	ON	LAPS	GAP	DIFF	MPH
1	**11**	F1	1	**GILBERT / WINFIELD**		Ryde 1000 - Angel Inn. Blyth	**2:06.819**	4	4			84.27
2	**14**	F2	1	**LOCKEY / BINSELL**		Lcr HONDA - Real Racing	**2:10.681**	5	5	**3.862**	3.862	81.78
3	**8**	F2	2	**ILARIA / SAUNDERS**		Christie Engineering 600 - Powerhouse	**2:11.183**	5	5	**4.364**	0.502	81.47
4	**38**	F1	2	**MOSS / WINDUST**		LCR TRIUMPH 765 - LifeSafety Motorsport - CharlieMo	**2:15.047**	5	5	**8.228**	3.864	79.14
5	**24**	F2	3	**MCCAIN / OLDROYD**		GP-F2 YAMAHA - Handcrafted Joints	**2:16.542**	4	4	**9.723**	1.495	78.27
6	**23**	F1	3	**W. SMITH / A. SMITH**		BMW 1000 - TTSR Ltd	**2:18.437**	3	5	**11.618**	1.895	77.20
7	**15**	F2	4	**BAINBOROUGH / RUDLAND**		Baker F2 SUZUKI -	**2:19.665**	4	4	**12.846**	1.228	76.52
8	**9**	F1	4	**G. FAIRHURST / M. FAIRHURST**		- Image in Vinyl	**2:20.467**	3	4	**13.648**	0.802	76.08
9	**236**	F2	5	**T. STRINGER / J. STRINGER**		Suzuki BAKER - Stringer brothers upholstery limited	**2:21.055**	4	4	**14.236**	0.588	75.77
10	**167**	F1	5	**PETTMAN / WEBB**		Baker 1000 YAMAHA - Wesso Racing	**2:34.300**	4	4	**27.481**	13.245	69.26
11	**13**	F1	6	**M. HEGARTY / KNAPTON**		Adolf 600 - Mark Hegarty Surfacing	**2:45.934**	1	1	**39.115**	11.634	64.41
12	**19**	F1	7	**PEACH / EDWARDS**		LCR YAMAHA 600 - Lifesafety Motorsport	**2:52.878**	3	3	**46.059**	6.944	61.82

Weather / Track : /

These results are provisional until the conclusion of any judicial and technical matters.

Date: 27/06/2026 Start: 09:30 Finish: 09:41

Snetterton 300: 2.9689 miles

Clerk Of Course: Caroline Patterson / Tony MacBride	Timekeeper: Craig Smith	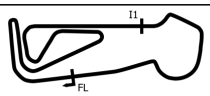

Results can be found at www.tsl-timing.com

Printed - 09:43 Saturday, 27 June 2026

BMCRC - MRO Championships - Rnd 5 @ Snetterton 300

BMCRC F1 & F2 Sidecars

QUALIFYING - SECTOR ANALYSIS

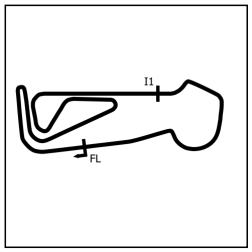

SECTOR 1 = FL to I1, SECTOR 2 = I1 to FL, DIFF = Difference To Personal Best Lap, P = Crossed Finish Line in Pit Lane, D = Time Disallowed

P1 11 F1 GILBERT / WINFIELD

Ryde 1000 - Angel Inn. Blyth

IDEAL LAP TIME : 2:06.819 BEST LAP TIME : 2:06.819 DIFFERENCE : 0.000

LAP	SECTOR 1	SECTOR 2	LAP TIME	MPH	DIFF	TIME OF DAY
1 -	1:36.307	45.536	2:21.843	75.35	15.024	09:33:46.534
2 -	1:27.485	42.381	2:09.866 (3)	82.30	3.047	09:35:56.400
3 -	1:25.358	42.400	2:07.758 (2)	83.65	0.939	09:38:04.158
4 -	***1:24.456***	***42.363***	***2:06.819 (1)***	***84.27***		***09:40:10.977***

P2 14 F2 LOCKEY / BINSELL

Lcr HONDA - Real Racing

IDEAL LAP TIME : 2:10.681 BEST LAP TIME : 2:10.681 DIFFERENCE : 0.000

LAP	SECTOR 1	SECTOR 2	LAP TIME	MPH	DIFF	TIME OF DAY
1 -	1:36.786	46.192	2:22.978	74.75	12.297	09:33:40.609
2 -	1:29.145	44.234	2:13.379	80.13	2.698	09:35:53.988
3 -	1:29.621	43.573	2:13.194 (3)	80.24	2.513	09:38:07.182
4 -	1:28.265	44.680	2:12.945 (2)	80.39	2.264	09:40:20.127
5 -	***1:27.333***	***43.348***	***2:10.681 (1)***	***81.78***		***09:42:30.808***

P3 8 F2 ILARIA / SAUNDERS

Christie Engineering 600 - Powerhouse

IDEAL LAP TIME : 2:11.153 BEST LAP TIME : 2:11.183 DIFFERENCE : 0.030

LAP	SECTOR 1	SECTOR 2	LAP TIME	MPH	DIFF	TIME OF DAY
1 -	1:39.349	46.865	2:26.214	73.09	15.031	09:33:39.118
2 -	1:30.154	44.482	2:14.636	79.38	3.453	09:35:53.754
3 -	1:29.659	***43.277***	2:12.936 (3)	80.40	1.753	09:38:06.690
4 -	1:28.305	44.163	2:12.468 (2)	80.68	1.285	09:40:19.158
5 -	***1:27.876***	43.307	***2:11.183 (1)***	***81.47***		***09:42:30.341***

P4 38 F1 MOSS / WINDUST

LCR TRIUMPH 765 - LifeSafety Motorsport - CharlieMossRacing

IDEAL LAP TIME : 2:13.959 BEST LAP TIME : 2:15.047 DIFFERENCE : 1.088

LAP	SECTOR 1	SECTOR 2	LAP TIME	MPH	DIFF	TIME OF DAY
1 -	1:38.226	46.752	2:24.978 (3)	73.72	9.931	09:33:36.636
2 -	1:30.538	45.182	2:15.720 (2)	78.75	0.673	09:35:52.356
3 -	1:33.914	IN PIT	2:42.627 P	65.72	27.580	09:38:34.983
4 -	OUTLAP	***44.430***	2:16.806	78.12	1.759	09:40:51.789
5 -	***1:29.529***	45.518	***2:15.047 (1)***	***79.14***		***09:43:06.836***

P5 24 F2 MCCAIN / OLDROYD

GP-F2 YAMAHA - Handcrafted Joints

IDEAL LAP TIME : 2:15.657 BEST LAP TIME : 2:16.542 DIFFERENCE : 0.885

LAP	SECTOR 1	SECTOR 2	LAP TIME	MPH	DIFF	TIME OF DAY
1 -	1:38.418	47.168	2:25.586	73.41	9.044	09:34:58.950
2 -	1:31.992	***45.314***	2:17.306 (2)	77.84	0.764	09:37:16.256
3 -	1:32.543	45.334	2:17.877 (3)	77.51	1.335	09:39:34.133
4 -	***1:30.343***	46.199	***2:16.542 (1)***	***78.27***		***09:41:50.675***

P6 23 F1 W. SMITH / A. SMITH

BMW 1000 - TTSR Ltd

IDEAL LAP TIME : 2:18.437 BEST LAP TIME : 2:18.437 DIFFERENCE : 0.000

LAP	SECTOR 1	SECTOR 2	LAP TIME	MPH	DIFF	TIME OF DAY
1 -	1:39.872	47.039	2:26.911	72.75	8.474	09:33:52.760
2 -	1:33.859	46.040	2:19.899	76.39	1.462	09:36:12.659
3 -	***1:32.850***	***45.587***	***2:18.437 (1)***	***77.20***		***09:38:31.096***
4 -	1:32.903	45.728	2:18.631 (2)	77.09	0.194	09:40:49.727
5 -	1:32.860	46.209	2:19.069 (3)	76.85	0.632	09:43:08.796

Weather / Track : /

Snetterton 300: 2.9689 miles

Date: 27/06/2026 Start: 09:30 Finish: 09:41

BMCRC - MRO Championships - Rnd 5 @ Snetterton 300

BMCRC F1 & F2 Sidecars

QUALIFYING - SECTOR ANALYSIS

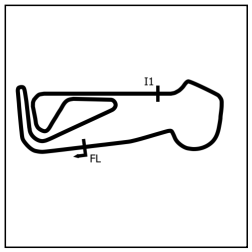

SECTOR 1 = FL to I1, SECTOR 2 = I1 to FL, DIFF = Difference To Personal Best Lap, P = Crossed Finish Line in Pit Lane, D = Time Disallowed

P7 15 F2 BAINBOROUGH / RUDLAND Baker F2 SUZUKI -

IDEAL LAP TIME : 2:19.213 BEST LAP TIME : 2:19.665 DIFFERENCE : 0.452

LAP	SECTOR 1	SECTOR 2	LAP TIME		MPH	DIFF	TIME OF DAY
1 -	1:37.698	47.925	2:25.623		73.39	5.958	09:33:40.534
2 -	1:33.657	***46.743***	2:20.400	**(3)**	76.12	0.735	09:36:00.934
3 -	1:32.641	47.445	2:20.086	**(2)**	76.29	0.421	09:38:21.020
4 -	***1:32.470***	47.195	***2:19.665***	**(1)**	***76.52***		***09:40:40.685***
5 -	1:34.505						

P8 9 F1 G. FAIRHURST / M. FAIRHURST - Image in Vinyl

IDEAL LAP TIME : 2:19.968 BEST LAP TIME : 2:20.467 DIFFERENCE : 0.499

LAP	SECTOR 1	SECTOR 2	LAP TIME		MPH	DIFF	TIME OF DAY
1 -	1:52.857	54.831	2:47.688		63.73	27.221	09:34:12.179
2 -	1:34.997	46.716	2:21.713	**(3)**	75.42	1.246	09:36:33.892
3 -	***1:33.268***	47.199	***2:20.467***	**(1)**	***76.08***		***09:38:54.359***
4 -	1:33.913	***46.700***	2:20.613	**(2)**	76.01	0.146	09:41:14.972

P9 236 F2 T. STRINGER / J. STRINGER Suzuki BAKER - Stringer brothers upholstery limited

IDEAL LAP TIME : 2:21.055 BEST LAP TIME : 2:21.055 DIFFERENCE : 0.000

LAP	SECTOR 1	SECTOR 2	LAP TIME		MPH	DIFF	TIME OF DAY
1 -	1:50.549	53.481	2:44.030		65.15	22.975	09:34:16.048
2 -	1:39.503	48.510	2:28.013	**(3)**	72.21	6.958	09:36:44.061
3 -	1:37.114	47.157	2:24.271	**(2)**	74.08	3.216	09:39:08.332
4 -	***1:34.984***	***46.071***	***2:21.055***	**(1)**	***75.77***		***09:41:29.387***

P10 167 F1 PETTMAN / WEBB Baker 1000 YAMAHA - Wesso Racing

IDEAL LAP TIME : 2:34.300 BEST LAP TIME : 2:34.300 DIFFERENCE : 0.000

LAP	SECTOR 1	SECTOR 2	LAP TIME		MPH	DIFF	TIME OF DAY
1 -	1:57.963	56.284	2:54.247		61.33	19.947	09:34:25.583
2 -	1:46.880	53.430	2:40.310	**(3)**	66.67	6.010	09:37:05.893
3 -	1:43.559	52.387	2:35.946	**(2)**	68.53	1.646	09:39:41.839
4 -	***1:42.265***	***52.035***	***2:34.300***	**(1)**	***69.26***		***09:42:16.139***

P11 13 F1 M. HEGARTY / KNAPTON Adolf 600 - Mark Hegarty Surfacing

IDEAL LAP TIME : 2:36.152 BEST LAP TIME : 2:45.934 DIFFERENCE : 9.782

LAP	SECTOR 1	SECTOR 2	LAP TIME		MPH	DIFF	TIME OF DAY
1 -	1:50.998	***54.936***	***2:45.934***	**(1)**	***64.41***		***09:34:24.779***
2 -	***1:41.216***						

P12 19 F1 PEACH / EDWARDS LCR YAMAHA 600 - Lifesafety Motorsport

IDEAL LAP TIME : 2:52.878 BEST LAP TIME : 2:52.878 DIFFERENCE : 0.000

LAP	SECTOR 1	SECTOR 2	LAP TIME		MPH	DIFF	TIME OF DAY
1 -	2:01.273	1:00.706	3:01.979	**(3)**	58.73	9.101	09:34:32.795
2 -	1:57.265	57.941	2:55.206	**(2)**	61.00	2.328	09:37:28.001
3 -	***1:55.321***	***57.557***	***2:52.878***	**(1)**	***61.82***		***09:40:20.879***
4 -	1:57.653						

BMCRC - MRO Championships - Rnd 5 @ Snetterton 300

BMCRC F1 & F2 Sidecars

QUALIFYING - BEST SECTORS

	SECTOR 1		SECTOR 2	
POS	NO	TIME	NO	TIME
1	**11**	**1:24.456**	**11**	**42.363**
2	**14**	**1:27.333**	**8**	**43.277**
3	**8**	**1:27.876**	**14**	**43.348**
4	**38**	**1:29.529**	**38**	**44.430**
5	**24**	**1:30.343**	**24**	**45.314**
6	**15**	**1:32.470**	**23**	**45.587**
7	**23**	**1:32.850**	**236**	**46.071**
8	**9**	**1:33.268**	**9**	**46.700**
9	**236**	**1:34.984**	**15**	**46.743**
10	**13**	**1:41.216**	**167**	**52.035**
11	**167**	**1:42.265**	**13**	**54.936**
12	**19**	**1:55.321**	**19**	**57.557**

IDEAL / BEST COMPARISON

POS	NO	NAME	IDEAL	BEST	DIFF
		PERFECT LAP	**2:06.819**		
1	**11**	GILBERT / WINFIELD	2:06.819	2:06.819	**0.000**
2	**14**	LOCKEY / BINSELL	2:10.681	2:10.681	**0.000**
3	**8**	ILARIA / SAUNDERS	2:11.153	2:11.183	**0.030**
4	**38**	MOSS / WINDUST	2:13.959	2:15.047	**1.088**
5	**24**	MCCAIN / OLDROYD	2:15.657	2:16.542	**0.885**
6	**23**	W. SMITH / A. SMITH	2:18.437	2:18.437	**0.000**
7	**15**	BAINBOROUGH / RUDLAND	2:19.213	2:19.665	**0.452**
8	**9**	G. FAIRHURST / M. FAIRHURST	2:19.968	2:20.467	**0.499**
9	**236**	T. STRINGER / J. STRINGER	2:21.055	2:21.055	**0.000**
10	**167**	PETTMAN / WEBB	2:34.300	2:34.300	**0.000**
11	**13**	M. HEGARTY / KNAPTON	2:36.152	2:45.934	**9.782**
12	**19**	PEACH / EDWARDS	2:52.878	2:52.878	**0.000**

Weather / Track : /

Snetterton 300: 2.9689 miles
Date: 27/06/2026 Start: 09:30 Finish: 09:41

Results can be found at www.tsl-timing.com

Printed - 09:43 Saturday, 27 June 2026

BMCRC - MRO Championships - Rnd 5 @ Snetterton 300

BMCRC F1 & F2 Sidecars

QUALIFYING - STATISTICS

Competitors Started	12
Planned Start	2026-06-27 @ 09:30:00.000
Actual Start	2026-06-27 @ 09:30:55.586
Finish Time	2026-06-27 @ 09:41:06.189
Track Length	2.9689mi.
Total Laps	48
Total Distance Covered	142.5077mi.

Session Fastest Lap History

NO	CL	NAME	LAP TIME	TIME OF DAY	LAP	VEHICLE
38	F1	**MOSS / WINDUST**	**2:24.978**	09:33:36.636	1	LCR TRIUMPH 765
14	F2	**LOCKEY / BINSELL**	**2:22.978**	09:33:40.609	1	Lcr HONDA
11	F1	**GILBERT / WINFIELD**	**2:21.843**	09:33:46.534	1	Ryde 1000
38	F1	**MOSS / WINDUST**	**2:15.720**	09:35:52.356	2	LCR TRIUMPH 765
8	F2	**ILARIA / SAUNDERS**	**2:14.636**	09:35:53.754	2	Christie Engineering 600
14	F2	**LOCKEY / BINSELL**	**2:13.379**	09:35:53.988	2	Lcr HONDA
11	F1	**GILBERT / WINFIELD**	**2:09.866**	09:35:56.400	2	Ryde 1000
11	F1	**GILBERT / WINFIELD**	**2:07.758**	09:38:04.158	3	Ryde 1000
11	F1	**GILBERT / WINFIELD**	**2:06.819**	09:40:10.977	4	Ryde 1000

Flag History

TYPE	TIME OF DAY
GREEN	09:30:55.586
FINISH	09:41:06.189

Flag Statistics

TYPE	COUNT	TOTAL LAPS	TOTAL TIME
Green	1	5	12:48.476
Red	0	0	0.000
Safety Car	0	0	0.000
FCY	0	0	0.000

BMCRC - MRO Championships - Rnd 5 @ Snetterton 300

BMCRC F1 & F2 Sidecars

QUALIFYING - STATISTICS

CLASS : F1

7 Starters

Fastest Lap History

NO	NAME	LAP TIME	TIME OF DAY	LAP	VEHICLE
38	**MOSS / WINDUST**	**2:24.978**	09:33:36.636	1	LCR TRIUMPH 765
11	**GILBERT / WINFIELD**	**2:21.843**	09:33:46.534	1	Ryde 1000
38	**MOSS / WINDUST**	**2:15.720**	09:35:52.356	2	LCR TRIUMPH 765
11	**GILBERT / WINFIELD**	**2:09.866**	09:35:56.400	2	Ryde 1000
11	**GILBERT / WINFIELD**	**2:07.758**	09:38:04.158	3	Ryde 1000
11	**GILBERT / WINFIELD**	**2:06.819**	09:40:10.977	4	Ryde 1000

BMCRC - MRO Championships - Rnd 5 @ Snetterton 300

BMCRC F1 & F2 Sidecars

QUALIFYING - STATISTICS

CLASS : F2

5 Starters

Fastest Lap History

NO	NAME	LAP TIME	TIME OF DAY	LAP	VEHICLE
8	**ILARIA / SAUNDERS**	**2:26.214**	09:33:39.118	1	Christie Engineering 600
15	**BAINBOROUGH / RUDLAND**	**2:25.623**	09:33:40.534	1	Baker F2 SUZUKI
14	**LOCKEY / BINSELL**	**2:22.978**	09:33:40.609	1	Lcr HONDA
8	**ILARIA / SAUNDERS**	**2:14.636**	09:35:53.754	2	Christie Engineering 600
14	**LOCKEY / BINSELL**	**2:13.379**	09:35:53.988	2	Lcr HONDA
8	**ILARIA / SAUNDERS**	**2:12.936**	09:38:06.690	3	Christie Engineering 600
8	**ILARIA / SAUNDERS**	**2:12.468**	09:40:19.158	4	Christie Engineering 600
8	**ILARIA / SAUNDERS**	**2:11.183**	09:42:30.341	5	Christie Engineering 600
14	**LOCKEY / BINSELL**	**2:10.681**	09:42:30.808	5	Lcr HONDA

BMCRC - MRO Championships - Rnd 5 @ Snetterton 300

BMCRC F1 & F2 Sidecars

RACE 3 - GRID (5 Laps)

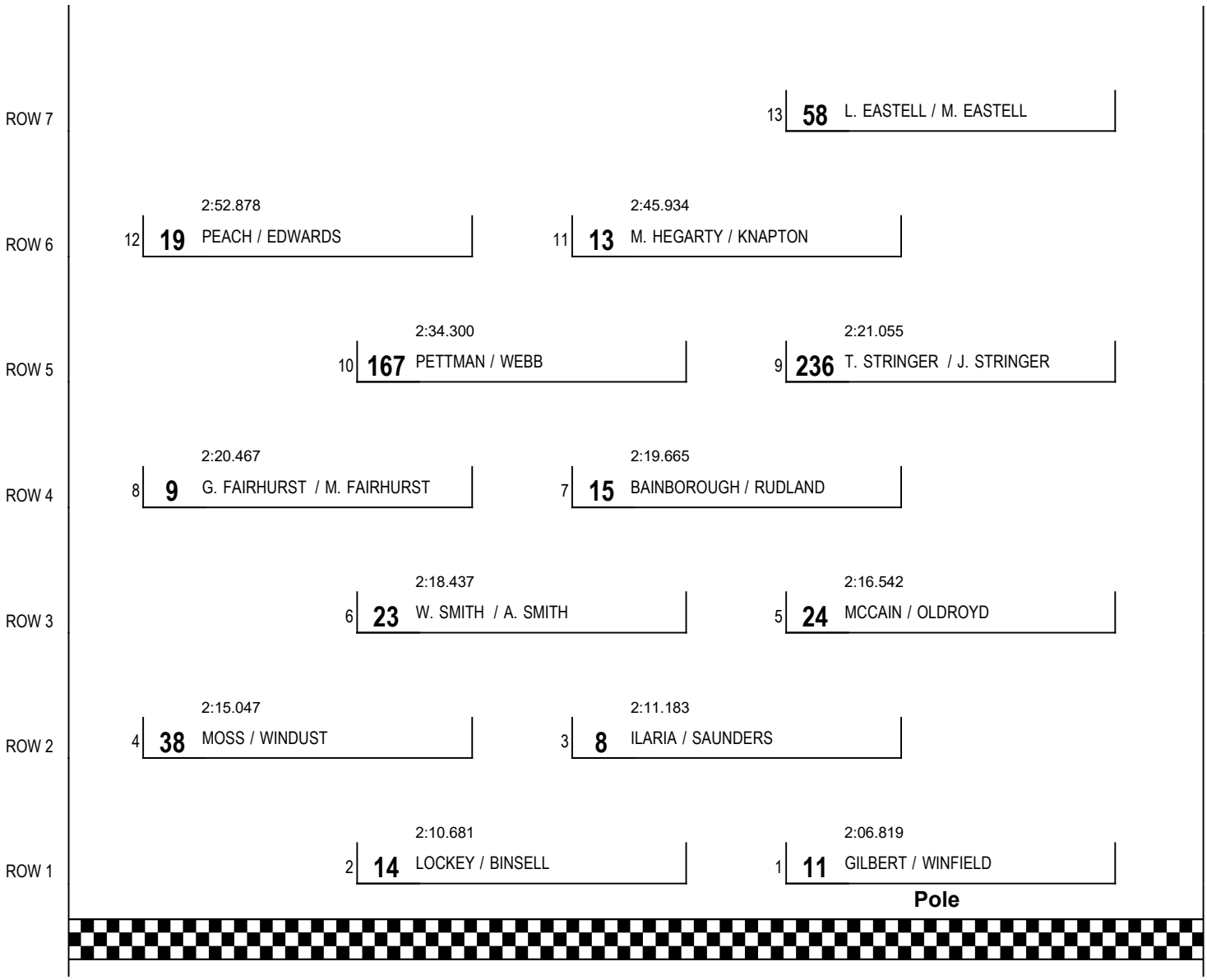

These results are provisional until the conclusion of any judicial and technical matters.

Snetterton 300: 2.9689 miles

Clerk Of Course: Caroline Patterson / Tony MacBride	Timekeeper: Craig Smith	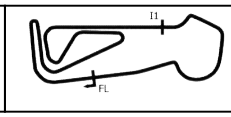

Results can be found at www.tsl-timing.com

Printed - 09:44 Saturday, 27 June 2026

BMCRC - MRO Championships - Rnd 5 @ Snetterton 300

BMCRC F1 & F2 Sidecars

RACE 3 - CLASSIFICATION

Race Distance: 5 Laps / 14.84 miles

POS	NO	CL	PIC	NAME	ENTRY	LAPS	TIME	GAP	DIFF	MPH	BEST	ON	GRD	↑↓
1	**11**	F1	1	**GILBERT / WINFIELD**	Ryde 1000 - Angel Inn. Blyth	**5**	10:49.066			82.33	**2:06.873**	2	1	0
2	**8**	F2	1	**ILARIA / SAUNDERS**	Christie Engineering 600 - Powerhouse	**5**	10:57.672	**8.606**	8.606	81.25	**2:09.553**	2	3	1
3	**14**	F2	2	**LOCKEY / BINSELL**	Lcr HONDA - Real Racing	**5**	11:07.225	**18.159**	9.553	80.09	**2:10.235**	2	2	-1
4	**24**	F2	3	**MCCAIN / OLDROYD**	GP-F2 YAMAHA - Handcrafted Joints	**5**	11:18.735	**29.669**	11.510	78.73	**2:13.023**	5	5	1
5	**15**	F2	4	**BAINBOROUGH / RUDLAND**	Baker F2 SUZUKI -	**5**	11:26.993	**37.927**	8.258	77.78	**2:15.518**	4	7	2
6	**23**	F1	2	**W. SMITH / A. SMITH**	BMW 1000 - TTSR Ltd	**5**	11:31.225	**42.159**	4.232	77.31	**2:16.102**	2	6	0
7	**236**	F2	5	**T. STRINGER / J. STRINGER**	Suzuki BAKER - Stringer brothers upholstery limited	**5**	11:34.373	**45.307**	3.148	76.96	**2:15.933**	4	9	2
8	**9**	F1	3	**G. FAIRHURST / M. FAIRHURS**	- Image in Vinyl	**5**	11:41.738	**52.672**	7.365	76.15	**2:14.941**	3	8	0
9	**167**	F1	4	**PETTMAN / WEBB**	Baker 1000 YAMAHA - Wesso Racing	**5**	12:51.758	**2:02.692**	1:10.020	69.24	**2:32.122**	2	10	1
10	**19**	F1	5	**PEACH / EDWARDS**	LCR YAMAHA 600 - Lifesafety Motorsport	**4**	10:57.077	**1 Lap**	1 Lap	65.06	**2:40.454**	2	12	2
					NOT CLASSIFIED									
DNF	**13**	F1		**M. HEGARTY / KNAPTON**	Adolf 600 - Mark Hegarty Surfacing	**4**	9:05.763	**1 Lap**		78.33	**2:12.893**	3	11	
DNF	**38**	F1		**MOSS / WINDUST**	LCR TRIUMPH 765 - LifeSafety Motorsport - CharlieMossRa	**1**	2:22.062	**4 Laps**	3 Laps	75.23			4	
					FASTEST LAP									
	11	F1		**GILBERT / WINFIELD**	Ryde 1000 - Angel Inn. Blyth	**2**	2:06.873		84.24 mph		135.57 kph			
	8	F2		**ILARIA / SAUNDERS**	Christie Engineering 600 - Powerhouse	**2**	2:09.553		82.49 mph		132.77 kph			

Class F1 - 92.5% of Race Speed = 76.15 mph
Class F2 - 92.5% of Race Speed = 75.15 mph

Weather / Track : Bright / Dry
These results are provisional until the conclusion of any judicial and technical matters.

Date: 27/06/2026 Start: 12:11 Finish: 12:22
Snetterton 300: 2.9689 miles

Clerk Of Course: Caroline Patterson / Tony MacBride	Timekeeper: Craig Smith	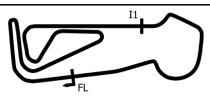

Results can be found at www.tsl-timing.com

Printed - 12:26 Saturday, 27 June 2026

BMCRC - MRO Championships - Rnd 5 @ Snetterton 300

BMCRC F1 & F2 Sidecars

RACE 3 - LAP CHART

LAP 1	@ 12:14:09.515	
NO	BEHIND	LAP TIME
11		2:12.733
14	3.006	2:15.739
8	4.408	2:17.141
24	8.545	2:21.278
38	9.329	2:22.062
15	9.902	2:22.635
13	10.277	2:23.010
23	10.952	2:23.685
9	11.594	2:24.327
236	12.902	2:25.635
167	26.274	2:39.007
19	34.502	2:47.235
24	29.669	2:13.023
15	37.927	2:16.638
23	42.159	2:18.054
236	45.307	2:18.477
9	52.672	2:30.981
167	2:02.692	2:33.458

LAP 2	@ 12:16:16.388	
NO	BEHIND	LAP TIME
11		2:06.873
14	6.368	2:10.235
8	7.088	2:09.553
24	16.500	2:14.828
13	17.363	2:13.959
15	19.677	2:16.648
23	20.181	2:16.102
9	20.861	2:16.140
236	23.883	2:17.854
167	51.523	2:32.122
19	1:08.083	2:40.454

LAP 3	@ 12:18:24.560	
NO	BEHIND	LAP TIME
11		2:08.172
14	8.881	2:10.685
8	9.227	2:10.311
13	22.084	2:12.893
24	22.191	2:13.863
15	27.059	2:15.554
9	27.630	2:14.941
23	28.531	2:16.522
236	32.185	2:16.474
167	1:18.181	2:34.830
19	1:44.441	2:44.530

LAP 4	@ 12:20:34.181	
NO	BEHIND	LAP TIME
11		2:09.621
8	10.041	2:10.435
14	10.578	2:11.318
24	28.313	2:15.743
13	28.364	2:15.901
15	32.956	2:15.518
9	33.358	2:15.349
23	35.772	2:16.862
236	38.497	2:15.933
167	1:40.901	2:32.341

LAP 5	@ 12:22:45.848	
NO	BEHIND	LAP TIME
11		2:11.667
19	1 Lap	2:44.858
8	8.606	2:10.232
14	18.159	2:19.248

Weather / Track : Bright / Dry

Snetterton 300: 2.9689 miles
Date: 27/06/2026 Start: 12:11 Finish: 12:22

Results can be found at www.tsl-timing.com

Printed - 12:26 Saturday, 27 June 2026

BMCRC - MRO Championships - Rnd 5 @ Snetterton 300

BMCRC F1 & F2 Sidecars

RACE 3 - POSITION CHART

No	Name	Lap Pos	1	2	3	4	5
11	GILBERT / WINFIELD	1	11	11	11	11	11
14	LOCKEY / BINSELL	2	14	14	14	8	8
8	ILARIA / SAUNDERS	3	8	8	8	14	14
38	MOSS / WINDUST	4	24	24	13	24	24
24	MCCAIN / OLDROYD	5	38	13	24	13	15
23	W. SMITH / A. SMITH	6	15	15	15	15	23
15	BAINBOROUGH / RUD	7	13	23	9	9	236
9	G. FAIRHURST / M. FA	8	23	9	23	23	9
236	T. STRINGER / J. STR	9	9	236	236	236	167
167	PETTMAN / WEBB	10	236	167	167	167	
13	M. HEGARTY / KNAPT	11	167	19	19	19	
19	PEACH / EDWARDS	12	19				

Weather / Track : Bright / Dry

Snetterton 300: 2.9689 miles
Date: 27/06/2026 Start: 12:11 Finish: 12:22

Results can be found at www.tsl-timing.com

Printed - 12:26 Saturday, 27 June 2026

BMCRC - MRO Championships - Rnd 5 @ Snetterton 300

BMCRC F1 & F2 Sidecars

RACE 3 - SECTOR ANALYSIS

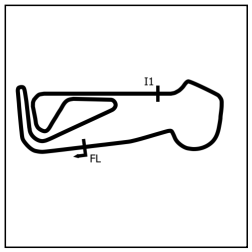

SECTOR 1 = FL to I1, SECTOR 2 = I1 to FL, DIFF = Difference To Personal Best Lap, P = Crossed Finish Line in Pit Lane, D = Time Disallowed

P1 11 F1 GILBERT / WINFIELD

Ryde 1000 - Angel Inn. Blyth

IDEAL LAP TIME : 2:06.873 BEST LAP TIME : 2:06.873 DIFFERENCE : 0.000

LAP	SECTOR 1	SECTOR 2	LAP TIME		MPH	DIFF	TIME OF DAY
1 -		41.861	2:12.733		80.52	5.860	12:14:09.515
2 -	***1:25.089***	***41.784***	***2:06.873***	***(1)***	***84.24***		***12:16:16.388***
3 -	1:25.356	42.816	2:08.172	**(2)**	83.38	1.299	12:18:24.560
4 -	1:26.599	43.022	2:09.621	**(3)**	82.45	2.748	12:20:34.181
5 -	1:27.569	44.098	2:11.667		81.17	4.794	12:22:45.848

P2 8 F2 ILARIA / SAUNDERS

Christie Engineering 600 - Powerhouse

IDEAL LAP TIME : 2:09.253 BEST LAP TIME : 2:09.553 DIFFERENCE : 0.300

LAP	SECTOR 1	SECTOR 2	LAP TIME		MPH	DIFF	TIME OF DAY
1 -		43.269	2:17.141		77.93	7.588	12:14:13.923
2 -	1:27.168	***42.385***	***2:09.553***	***(1)***	***82.49***		***12:16:23.476***
3 -	***1:26.868***	43.443	2:10.311	**(3)**	82.01	0.758	12:18:33.787
4 -	1:27.569	42.866	2:10.435		81.94	0.882	12:20:44.222
5 -	1:27.771	42.461	2:10.232	**(2)**	82.06	0.679	12:22:54.454

P3 14 F2 LOCKEY / BINSELL

Lcr HONDA - Real Racing

IDEAL LAP TIME : 2:09.715 BEST LAP TIME : 2:10.235 DIFFERENCE : 0.520

LAP	SECTOR 1	SECTOR 2	LAP TIME		MPH	DIFF	TIME OF DAY
1 -		43.231	2:15.739		78.73	5.504	12:14:12.521
2 -	***1:26.710***	43.525	***2:10.235***	***(1)***	***82.06***		***12:16:22.756***
3 -	1:27.281	43.404	2:10.685	**(2)**	81.78	0.450	12:18:33.441
4 -	1:28.313	***43.005***	2:11.318	**(3)**	81.39	1.083	12:20:44.759
5 -	1:27.299	51.949	2:19.248		76.75	9.013	12:23:04.007

P4 24 F2 MCCAIN / OLDROYD

GP-F2 YAMAHA - Handcrafted Joints

IDEAL LAP TIME : 2:13.023 BEST LAP TIME : 2:13.023 DIFFERENCE : 0.000

LAP	SECTOR 1	SECTOR 2	LAP TIME		MPH	DIFF	TIME OF DAY
1 -		45.149	2:21.278		75.65	8.255	12:14:18.060
2 -	1:29.558	45.270	2:14.828	**(3)**	79.27	1.805	12:16:32.888
3 -	1:29.181	44.682	2:13.863	**(2)**	79.84	0.840	12:18:46.751
4 -	1:30.699	45.044	2:15.743		78.73	2.720	12:21:02.494
5 -	***1:28.835***	***44.188***	***2:13.023***	***(1)***	***80.34***		***12:23:15.517***

P5 15 F2 BAINBOROUGH / RUDLAND

Baker F2 SUZUKI -

IDEAL LAP TIME : 2:15.408 BEST LAP TIME : 2:15.518 DIFFERENCE : 0.110

LAP	SECTOR 1	SECTOR 2	LAP TIME		MPH	DIFF	TIME OF DAY
1 -		46.725	2:22.635		74.93	7.117	12:14:19.417
2 -	1:30.597	46.051	2:16.648		78.21	1.130	12:16:36.065
3 -	***1:29.813***	45.741	2:15.554	**(2)**	78.84	0.036	12:18:51.619
4 -	1:29.923	***45.595***	***2:15.518***	***(1)***	***78.86***		***12:21:07.137***
5 -	1:31.005	45.633	2:16.638	**(3)**	78.22	1.120	12:23:23.775

P6 23 F1 W. SMITH / A. SMITH

BMW 1000 - TTSR Ltd

IDEAL LAP TIME : 2:15.593 BEST LAP TIME : 2:16.102 DIFFERENCE : 0.509

LAP	SECTOR 1	SECTOR 2	LAP TIME		MPH	DIFF	TIME OF DAY
1 -		45.487	2:23.685		74.38	7.583	12:14:20.467
2 -	***1:30.697***	45.405	***2:16.102***	***(1)***	***78.52***		***12:16:36.569***
3 -	1:30.835	45.687	2:16.522	**(2)**	78.28	0.420	12:18:53.091
4 -	1:31.352	45.510	2:16.862	**(3)**	78.09	0.760	12:21:09.953
5 -	1:33.158	***44.896***	2:18.054		77.41	1.952	12:23:28.007

Weather / Track : Bright / Dry

Snetterton 300: 2.9689 miles

Date: 27/06/2026 Start: 12:11 Finish: 12:22

BMCRC - MRO Championships - Rnd 5 @ Snetterton 300

BMCRC F1 & F2 Sidecars

RACE 3 - SECTOR ANALYSIS

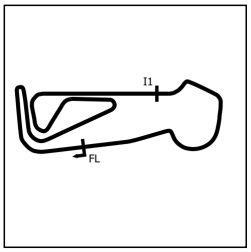

SECTOR 1 = FL to I1, SECTOR 2 = I1 to FL, DIFF = Difference To Personal Best Lap, P = Crossed Finish Line in Pit Lane, D = Time Disallowed

P7 236 F2 T. STRINGER / J. STRINGER — Suzuki BAKER - Stringer brothers upholstery limited

IDEAL LAP TIME : 2:15.333 BEST LAP TIME : 2:15.933 DIFFERENCE : 0.600

LAP	SECTOR 1	SECTOR 2	LAP TIME		MPH	DIFF	TIME OF DAY
1 -		46.157	2:25.635		73.38	9.702	12:14:22.417
2 -	1:31.804	46.050	2:17.854	(3)	77.53	1.921	12:16:40.271
3 -	1:31.544	***44.930***	2:16.474	(2)	78.31	0.541	12:18:56.745
4 -	***1:30.403***	45.530	***2:15.933***	(1)	***78.62***		***12:21:12.678***
5 -	1:33.224	45.253	2:18.477		77.18	2.544	12:23:31.155

P8 9 F1 G. FAIRHURST / M. FAIRHURST — - Image in Vinyl

IDEAL LAP TIME : 2:14.095 BEST LAP TIME : 2:14.941 DIFFERENCE : 0.846

LAP	SECTOR 1	SECTOR 2	LAP TIME		MPH	DIFF	TIME OF DAY
1 -		***44.845***	2:24.327		74.05	9.386	12:14:21.109
2 -	1:31.027	45.113	2:16.140	(3)	78.50	1.199	12:16:37.249
3 -	***1:29.250***	45.691	***2:14.941***	(1)	***79.20***		***12:18:52.190***
4 -	1:29.678	45.671	2:15.349	(2)	78.96	0.408	12:21:07.539
5 -	1:44.469	46.512	2:30.981		70.79	16.040	12:23:38.520

P9 167 F1 PETTMAN / WEBB — Baker 1000 YAMAHA - Wesso Racing

IDEAL LAP TIME : 2:31.411 BEST LAP TIME : 2:32.122 DIFFERENCE : 0.711

LAP	SECTOR 1	SECTOR 2	LAP TIME		MPH	DIFF	TIME OF DAY
1 -		52.140	2:39.007		67.21	6.885	12:14:35.789
2 -	1:41.282	***50.840***	***2:32.122***	(1)	***70.25***		***12:17:07.911***
3 -	1:43.641	51.189	2:34.830		69.03	2.708	12:19:42.741
4 -	***1:40.571***	51.770	2:32.341	(2)	70.15	0.219	12:22:15.082
5 -	1:41.931	51.527	2:33.458	(3)	69.64	1.336	12:24:48.540

P10 19 F1 PEACH / EDWARDS — LCR YAMAHA 600 - Lifesafety Motorsport

IDEAL LAP TIME : 2:40.454 BEST LAP TIME : 2:40.454 DIFFERENCE : 0.000

LAP	SECTOR 1	SECTOR 2	LAP TIME		MPH	DIFF	TIME OF DAY
1 -		53.538	2:47.235		63.91	6.781	12:14:44.017
2 -	***1:47.291***	***53.163***	***2:40.454***	(1)	***66.61***		***12:17:24.471***
3 -	1:50.061	54.469	2:44.530	(2)	64.96	4.076	12:20:09.001
4 -	1:49.862	54.996	2:44.858	(3)	64.83	4.404	12:22:53.859

P11 13 F1 M. HEGARTY / KNAPTON — Adolf 600 - Mark Hegarty Surfacing

IDEAL LAP TIME : 2:12.893 BEST LAP TIME : 2:12.893 DIFFERENCE : 0.000

LAP	SECTOR 1	SECTOR 2	LAP TIME		MPH	DIFF	TIME OF DAY
1 -		45.386	2:23.010		74.73	10.117	12:14:19.792
2 -	1:29.989	43.970	2:13.959	(2)	79.78	1.066	12:16:33.751
3 -	***1:29.203***	***43.690***	***2:12.893***	(1)	***80.42***		***12:18:46.644***
4 -	1:29.918	45.983	2:15.901	(3)	78.64	3.008	12:21:02.545

P12 38 F1 MOSS / WINDUST — LCR TRIUMPH 765 - LifeSafety Motorsport - CharlieMossRacing

IDEAL LAP TIME : 2:13.511 BEST LAP TIME : DIFFERENCE :

LAP	SECTOR 1	SECTOR 2	LAP TIME		MPH	DIFF	TIME OF DAY
1 -		***45.366***	2:22.062		75.23		12:14:18.844
2 -	***1:28.145***						

Weather / Track : Bright / Dry

Snetterton 300: 2.9689 miles
Date: 27/06/2026 Start: 12:11 Finish: 12:22

BMCRC - MRO Championships - Rnd 5 @ Snetterton 300

BMCRC F1 & F2 Sidecars

RACE 3 - BEST SECTORS

	SECTOR 1		SECTOR 2	
POS	NO	TIME	NO	TIME
1	**11**	**1:25.089**	**11**	**41.784**
2	**14**	**1:26.710**	**8**	**42.385**
3	**8**	**1:26.868**	**14**	**43.005**
4	**38**	**1:28.145**	**13**	**43.690**
5	**24**	**1:28.835**	**24**	**44.188**
6	**13**	**1:29.203**	**9**	**44.845**
7	**9**	**1:29.250**	**23**	**44.896**
8	**15**	**1:29.813**	**236**	**44.930**
9	**236**	**1:30.403**	**38**	**45.366**
10	**23**	**1:30.697**	**15**	**45.595**
11	**167**	**1:40.571**	**167**	**50.840**
12	**19**	**1:47.291**	**19**	**53.163**

IDEAL / BEST COMPARISON

POS	NO	NAME	IDEAL	BEST	DIFF
		PERFECT LAP	**2:06.873**		
1	**11**	GILBERT / WINFIELD	2:06.873	2:06.873	**0.000**
2	**8**	ILARIA / SAUNDERS	2:09.253	2:09.553	**0.300**
3	**14**	LOCKEY / BINSELL	2:09.715	2:10.235	**0.520**
4	**13**	M. HEGARTY / KNAPTON	2:12.893	2:12.893	**0.000**
5	**24**	MCCAIN / OLDROYD	2:13.023	2:13.023	**0.000**
6	**38**	MOSS / WINDUST			
7	**9**	G. FAIRHURST / M. FAIRHURST	2:14.095	2:14.941	**0.846**
8	**236**	T. STRINGER / J. STRINGER	2:15.333	2:15.933	**0.600**
9	**15**	BAINBOROUGH / RUDLAND	2:15.408	2:15.518	**0.110**
10	**23**	W. SMITH / A. SMITH	2:15.593	2:16.102	**0.509**
11	**167**	PETTMAN / WEBB	2:31.411	2:32.122	**0.711**
12	**19**	PEACH / EDWARDS	2:40.454	2:40.454	**0.000**

Weather / Track : Bright / Dry

Snetterton 300: 2.9689 miles
Date: 27/06/2026 Start: 12:11 Finish: 12:22

Results can be found at www.tsl-timing.com

Printed - 12:26 Saturday, 27 June 2026

BMCRC - MRO Championships - Rnd 5 @ Snetterton 300

BMCRC F1 & F2 Sidecars

RACE 3 - STATISTICS

Competitors Started	12
Planned Start	2026-06-27 @ 12:10:00.000
Actual Start	2026-06-27 @ 12:11:56.781
Finish Time	2026-06-27 @ 12:22:45.847
Track Length	2.9689mi.
Total Laps	54
Total Distance Covered	160.3212mi.

Session Fastest Lap History

NO	CL	NAME	LAP TIME	TIME OF DAY	LAP	VEHICLE
11	F1	**GILBERT / WINFIELD**	**2:06.873**	12:16:16.388	2	Ryde 1000

Session Leader History

NO	CL	NAME	FROM LAP	LAPS LED	DISTANCE	VEHICLE
11	F1	**GILBERT / WINFIELD**	1	5	14.84 miles	Ryde 1000

Flag History

TYPE	TIME OF DAY
GREEN	12:11:56.781
FINISH	12:22:45.847

Flag Statistics

TYPE	COUNT	TOTAL LAPS	TOTAL TIME
Green	1	5	13:15.832
Red	0	0	0.000
Safety Car	0	0	0.000
FCY	0	0	0.000

BMCRC - MRO Championships - Rnd 5 @ Snetterton 300

BMCRC F1 & F2 Sidecars

RACE 3 - STATISTICS

CLASS : F1

7 Starters

Fastest Lap History

NO	NAME	LAP TIME	TIME OF DAY	LAP	VEHICLE
11	**GILBERT / WINFIELD**	**2:06.873**	12:16:16.388	2	Ryde 1000

Leader History

NO	NAME	FROM LAP	LAPS LED	DISTANCE	VEHICLE
11	**GILBERT / WINFIELD**	1	5	14.84 miles	Ryde 1000

BMCRC - MRO Championships - Rnd 5 @ Snetterton 300

BMCRC F1 & F2 Sidecars

RACE 3 - STATISTICS

CLASS : F2

5 Starters

Fastest Lap History

NO	NAME	LAP TIME	TIME OF DAY	LAP	VEHICLE
14	**LOCKEY / BINSELL**	**2:10.235**	12:16:22.756	2	Lcr HONDA
8	**ILARIA / SAUNDERS**	**2:09.553**	12:16:23.476	2	Christie Engineering 600

Leader History

NO	NAME	FROM LAP	LAPS LED	DISTANCE	VEHICLE
14	**LOCKEY / BINSELL**	1	3	8.90 miles	Lcr HONDA
8	**ILARIA / SAUNDERS**	4	2	5.93 miles	Christie Engineering 600

Weather / Track : Bright / Dry

Snetterton 300: 2.9689 miles
Date: 27/06/2026 Start: 12:11 Finish: 12:22

BMCRC - MRO Championships - Rnd 5 @ Snetterton 300

BMCRC F1 & F2 Sidecars

RACE 13 - GRID (5 Laps)



These results are provisional until the conclusion of any judicial and technical matters.

Snetterton 300: 2.9689 miles

Clerk Of Course: Caroline Patterson / Tony MacBride	Timekeeper: Craig Smith	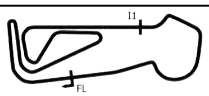

Results can be found at www.tsl-timing.com

Printed - 12:27 Saturday, 27 June 2026

BMCRC - MRO Championships - Rnd 5 @ Snetterton 300

BMCRC F1 & F2 Sidecars

RACE 13 - CLASSIFICATION

Race Distance: 5 Laps / 14.84 miles

POS	NO	CL	PIC	NAME	ENTRY	LAPS	TIME	GAP	DIFF	MPH	BEST	ON	GRD	↑↓
1	**11**	F1	1	**GILBERT / WINFIELD**	Ryde 1000 - Angel Inn. Blyth	**5**	10:54.219			81.68	**2:07.507**	2	1	0
2	**8**	F2	1	**ILARIA / SAUNDERS**	Christie Engineering 600 - Powerhouse	**5**	11:07.212	**12.993**	12.993	80.09	**2:10.952**	4	2	0
3	**24**	F2	2	**MCCAIN / OLDROYD**	GP-F2 YAMAHA - Handcrafted Joints	**5**	11:14.032	**19.813**	6.820	79.28	**2:12.643**	4	5	2
4	**15**	F2	3	**BAINBOROUGH / RUDLAND**	Baker F2 SUZUKI -	**5**	11:21.916	**27.697**	7.884	78.36	**2:14.411**	2	7	3
5	**9**	F1	2	**G. FAIRHURST / M. FAIRHURS**	- Image in Vinyl	**5**	11:32.161	**37.942**	10.245	77.20	**2:15.259**	5	6	1
6	**236**	F2	4	**T. STRINGER / J. STRINGER**	Suzuki BAKER - Stringer brothers upholstery limited	**5**	11:34.179	**39.960**	2.018	76.98	**2:15.996**	3	8	2
7	**23**	F1	3	**W. SMITH / A. SMITH**	BMW 1000 - TTSR Ltd	**5**	12:07.950	**1:13.731**	33.771	73.41	**2:19.847**	3	9	2
8	**167**	F1	4	**PETTMAN / WEBB**	Baker 1000 YAMAHA - Wesso Racing	**5**	12:56.998	**2:02.779**	49.048	68.77	**2:30.671**	2	11	3
9	**19**	F1	5	**PEACH / EDWARDS**	LCR YAMAHA 600 - Lifesafety Motorsport	**4**	11:10.417	**1 Lap**	1 Lap	63.76	**2:46.523**	3	12	3
					NOT STARTED									
NS	**14**	F2		**LOCKEY / BINSELL**	Lcr HONDA - Real Racing								3	
					FASTEST LAP									
	11	F1		**GILBERT / WINFIELD**	Ryde 1000 - Angel Inn. Blyth	**2**	2:07.507		83.82 mph		134.90 kph			
	8	F2		**ILARIA / SAUNDERS**	Christie Engineering 600 - Powerhouse	**4**	2:10.952		81.61 mph		131.35 kph			

Class F1 - 92.5% of Race Speed = 75.55 mph
Class F2 - 92.5% of Race Speed = 74.08 mph

Weather / Track : Bright / Dry
These results are provisional until the conclusion of any judicial and technical matters.

Date: 27/06/2026 Start: 16:09 Finish: 16:20
Snetterton 300: 2.9689 miles

Clerk Of Course: Caroline Patterson / Tony MacBride	Timekeeper: Craig Smith	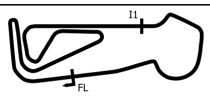

Results can be found at www.tsl-timing.com

Printed - 16:32 Saturday, 27 June 2026

BMCRC - MRO Championships - Rnd 5 @ Snetterton 300

BMCRC F1 & F2 Sidecars

RACE 13 - LAP CHART

LAP 1	@ 16:12:07.510	
NO	BEHIND	LAP TIME
11		2:12.229
8	5.565	2:17.794
24	8.482	2:20.711
15	9.569	2:21.798
9	11.290	2:23.519
236	14.715	2:26.944
167	28.034	2:40.263
23	29.270	2:41.499
19	36.803	2:49.032

LAP 2	@ 16:14:15.017	
NO	BEHIND	LAP TIME
11		2:07.507
8	12.637	2:14.579
24	15.173	2:14.198
15	16.473	2:14.411
9	21.919	2:18.136
236	24.740	2:17.532
23	47.444	2:25.681
167	51.198	2:30.671
19	1:16.077	2:46.781

LAP 3	@ 16:16:23.732	
NO	BEHIND	LAP TIME
11		2:08.715
8	15.291	2:11.369
24	19.321	2:12.863
15	22.802	2:15.044
9	31.484	2:18.280
236	32.021	2:15.996
23	58.576	2:19.847
167	1:17.762	2:35.279
19	1:53.885	2:46.523

LAP 4	@ 16:18:35.612	
NO	BEHIND	LAP TIME
11		2:11.880
8	14.363	2:10.952
24	20.084	2:12.643
15	26.167	2:15.245
9	36.571	2:16.967
236	37.164	2:17.023
23	1:07.173	2:20.477
167	1:41.532	2:35.650

LAP 5	@ 16:20:49.500	
NO	BEHIND	LAP TIME
11		2:13.888
8	12.993	2:12.518
19	1 Lap	2:48.081
24	19.813	2:13.617
15	27.697	2:15.418
9	37.942	2:15.259
236	39.960	2:16.684
23	1:13.731	2:20.446
167	2:02.779	2:35.135

Weather / Track : Bright / Dry

Snetterton 300: 2.9689 miles
Date: 27/06/2026 Start: 16:09 Finish: 16:20

Results can be found at www.tsl-timing.com

Printed - 16:32 Saturday, 27 June 2026

BMCRC - MRO Championships - Rnd 5 @ Snetterton 300

BMCRC F1 & F2 Sidecars

RACE 13 - POSITION CHART

No	Name	Lap Pos	1	2	3	4	5
11	GILBERT / WINFIELD	1	11	11	11	11	11
8	ILARIA / SAUNDERS	2	8	8	8	8	8
14	LOCKEY / BINSELL	3	24	24	24	24	24
24	MCCAIN / OLDROYD	4	15	15	15	15	15
9	G. FAIRHURST / M. FA	5	9	9	9	9	9
15	BAINBOROUGH / RUDI	6	236	236	236	236	236
236	T. STRINGER / J. STR	7	167	23	23	23	23
23	W. SMITH / A. SMITH	8	23	167	167	167	167
167	PETTMAN / WEBB	9	19	19	19	19	
19	PEACH / EDWARDS	10					

Weather / Track : Bright / Dry

Snetterton 300: 2.9689 miles
Date: 27/06/2026 Start: 16:09 Finish: 16:20

Results can be found at www.tsl-timing.com

Printed - 16:32 Saturday, 27 June 2026

BMCRC - MRO Championships - Rnd 5 @ Snetterton 300

BMCRC F1 & F2 Sidecars

RACE 13 - SECTOR ANALYSIS

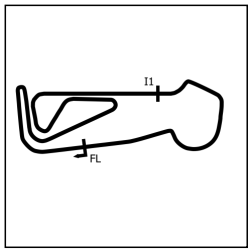

SECTOR 1 = FL to I1, SECTOR 2 = I1 to FL, DIFF = Difference To Personal Best Lap, P = Crossed Finish Line in Pit Lane, D = Time Disallowed

P1 11 F1 GILBERT / WINFIELD — Ryde 1000 - Angel Inn. Blyth

IDEAL LAP TIME : 2:07.346 BEST LAP TIME : 2:07.507 DIFFERENCE : 0.161

LAP	SECTOR 1	SECTOR 2	LAP TIME		MPH	DIFF	TIME OF DAY
1 -		***42.050***	2:12.229		80.82	4.722	16:12:07.510
2 -	***1:25.296***	42.211	***2:07.507***	**(1)**	***83.82***		***16:14:15.017***
3 -	1:25.838	42.877	2:08.715	**(2)**	83.03	1.208	16:16:23.732
4 -	1:28.265	43.615	2:11.880	**(3)**	81.04	4.373	16:18:35.612
5 -	1:28.711	45.177	2:13.888		79.82	6.381	16:20:49.500

P2 8 F2 ILARIA / SAUNDERS — Christie Engineering 600 - Powerhouse

IDEAL LAP TIME : 2:10.952 BEST LAP TIME : 2:10.952 DIFFERENCE : 0.000

LAP	SECTOR 1	SECTOR 2	LAP TIME		MPH	DIFF	TIME OF DAY
1 -		43.306	2:17.794		77.56	6.842	16:12:13.075
2 -	1:30.963	43.616	2:14.579		79.41	3.627	16:14:27.654
3 -	1:28.159	43.210	2:11.369	**(2)**	81.35	0.417	16:16:39.023
4 -	***1:27.785***	***43.167***	***2:10.952***	**(1)**	***81.61***		***16:18:49.975***
5 -	1:28.825	43.693	2:12.518	**(3)**	80.65	1.566	16:21:02.493

P3 24 F2 MCCAIN / OLDROYD — GP-F2 YAMAHA - Handcrafted Joints

IDEAL LAP TIME : 2:12.543 BEST LAP TIME : 2:12.643 DIFFERENCE : 0.100

LAP	SECTOR 1	SECTOR 2	LAP TIME		MPH	DIFF	TIME OF DAY
1 -		44.790	2:20.711		75.95	8.068	16:12:15.992
2 -	1:29.622	44.576	2:14.198		79.64	1.555	16:14:30.190
3 -	1:28.946	***43.917***	2:12.863	**(2)**	80.44	0.220	16:16:43.053
4 -	***1:28.626***	44.017	***2:12.643***	**(1)**	***80.57***		***16:18:55.696***
5 -	1:29.203	44.414	2:13.617	**(3)**	79.99	0.974	16:21:09.313

P4 15 F2 BAINBOROUGH / RUDLAND — Baker F2 SUZUKI -

IDEAL LAP TIME : 2:14.411 BEST LAP TIME : 2:14.411 DIFFERENCE : 0.000

LAP	SECTOR 1	SECTOR 2	LAP TIME		MPH	DIFF	TIME OF DAY
1 -		45.784	2:21.798		75.37	7.387	16:12:17.079
2 -	***1:29.446***	***44.965***	***2:14.411***	**(1)**	***79.51***		***16:14:31.490***
3 -	1:29.567	45.477	2:15.044	**(2)**	79.14	0.633	16:16:46.534
4 -	1:29.502	45.743	2:15.245	**(3)**	79.02	0.834	16:19:01.779
5 -	1:29.478	45.940	2:15.418		78.92	1.007	16:21:17.197

P5 9 F1 G. FAIRHURST / M. FAIRHURST — - Image in Vinyl

IDEAL LAP TIME : 2:15.259 BEST LAP TIME : 2:15.259 DIFFERENCE : 0.000

LAP	SECTOR 1	SECTOR 2	LAP TIME		MPH	DIFF	TIME OF DAY
1 -		46.001	2:23.519		74.47	8.260	16:12:18.800
2 -	1:31.730	46.406	2:18.136	**(3)**	77.37	2.877	16:14:36.936
3 -	1:31.926	46.354	2:18.280		77.29	3.021	16:16:55.216
4 -	1:31.038	45.929	2:16.967	**(2)**	78.03	1.708	16:19:12.183
5 -	***1:29.843***	***45.416***	***2:15.259***	**(1)**	***79.01***		***16:21:27.442***

P6 236 F2 T. STRINGER / J. STRINGER — Suzuki BAKER - Stringer brothers upholstery limited

IDEAL LAP TIME : 2:15.892 BEST LAP TIME : 2:15.996 DIFFERENCE : 0.104

LAP	SECTOR 1	SECTOR 2	LAP TIME		MPH	DIFF	TIME OF DAY
1 -		45.938	2:26.944		72.73	10.948	16:12:22.225
2 -	1:32.085	45.447	2:17.532		77.71	1.536	16:14:39.757
3 -	1:31.289	***44.707***	***2:15.996***	**(1)**	***78.59***		***16:16:55.753***
4 -	***1:31.185***	45.838	2:17.023	**(3)**	78.00	1.027	16:19:12.776
5 -	1:31.658	45.026	2:16.684	**(2)**	78.19	0.688	16:21:29.460

Weather / Track : Bright / Dry

Snetterton 300: 2.9689 miles
Date: 27/06/2026 Start: 16:09 Finish: 16:20

BMCRC - MRO Championships - Rnd 5 @ Snetterton 300

BMCRC F1 & F2 Sidecars

RACE 13 - SECTOR ANALYSIS

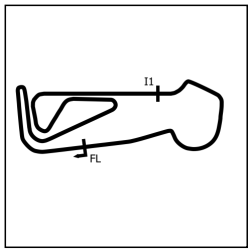

SECTOR 1 = FL to I1, SECTOR 2 = I1 to FL, DIFF = Difference To Personal Best Lap, P = Crossed Finish Line in Pit Lane, D = Time Disallowed

P7 23 F1 W. SMITH / A. SMITH BMW 1000 - TTSR Ltd

IDEAL LAP TIME : 2:19.449 BEST LAP TIME : 2:19.847 DIFFERENCE : 0.398

LAP	SECTOR 1	SECTOR 2	LAP TIME		MPH	DIFF	TIME OF DAY
1 -		59.858	2:41.499		66.18	21.652	16:12:36.780
2 -	1:38.399	47.282	2:25.681		73.36	5.834	16:15:02.461
3 -	1:33.548	***46.299***	***2:19.847***	**(1)**	***76.42***		***16:17:22.308***
4 -	1:33.846	46.631	2:20.477	**(3)**	76.08	0.630	16:19:42.785
5 -	***1:33.150***	47.296	2:20.446	**(2)**	76.10	0.599	16:22:03.231

P8 167 F1 PETTMAN / WEBB Baker 1000 YAMAHA - Wesso Racing

IDEAL LAP TIME : 2:30.671 BEST LAP TIME : 2:30.671 DIFFERENCE : 0.000

LAP	SECTOR 1	SECTOR 2	LAP TIME		MPH	DIFF	TIME OF DAY
1 -		51.252	2:40.263		66.69	9.592	16:12:35.544
2 -	***1:40.506***	***50.165***	***2:30.671***	**(1)**	***70.93***		***16:15:06.215***
3 -	1:42.481	52.798	2:35.279	**(3)**	68.83	4.608	16:17:41.494
4 -	1:43.393	52.257	2:35.650		68.66	4.979	16:20:17.144
5 -	1:42.919	52.216	2:35.135	**(2)**	68.89	4.464	16:22:52.279

P9 19 F1 PEACH / EDWARDS LCR YAMAHA 600 - Lifesafety Motorsport

IDEAL LAP TIME : 2:45.768 BEST LAP TIME : 2:46.523 DIFFERENCE : 0.755

LAP	SECTOR 1	SECTOR 2	LAP TIME		MPH	DIFF	TIME OF DAY
1 -		55.545	2:49.032		63.23	2.509	16:12:44.313
2 -	1:51.353	55.428	2:46.781	**(2)**	64.08	0.258	16:15:31.094
3 -	1:51.889	***54.634***	***2:46.523***	**(1)**	***64.18***		***16:18:17.617***
4 -	***1:51.134***	56.947	2:48.081	**(3)**	63.58	1.558	16:21:05.698

Weather / Track : Bright / Dry

Snetterton 300: 2.9689 miles
Date: 27/06/2026 Start: 16:09 Finish: 16:20

BMCRC - MRO Championships - Rnd 5 @ Snetterton 300

BMCRC F1 & F2 Sidecars

RACE 13 - BEST SECTORS

	SECTOR 1		SECTOR 2	
POS	NO	TIME	NO	TIME
1	**11**	**1:25.296**	**11**	**42.050**
2	**8**	**1:27.785**	**8**	**43.167**
3	**24**	**1:28.626**	**24**	**43.917**
4	**15**	**1:29.446**	**236**	**44.707**
5	**9**	**1:29.843**	**15**	**44.965**
6	**236**	**1:31.185**	**9**	**45.416**
7	**23**	**1:33.150**	**23**	**46.299**
8	**167**	**1:40.506**	**167**	**50.165**
9	**19**	**1:51.134**	**19**	**54.634**

IDEAL / BEST COMPARISON

POS	NO	NAME	IDEAL	BEST	DIFF
		PERFECT LAP	**2:07.346**		
1	**11**	GILBERT / WINFIELD	2:07.346	2:07.507	**0.161**
2	**8**	ILARIA / SAUNDERS	2:10.952	2:10.952	**0.000**
3	**24**	MCCAIN / OLDROYD	2:12.543	2:12.643	**0.100**
4	**15**	BAINBOROUGH / RUDLAND	2:14.411	2:14.411	**0.000**
5	**9**	G. FAIRHURST / M. FAIRHURST	2:15.259	2:15.259	**0.000**
6	**236**	T. STRINGER / J. STRINGER	2:15.892	2:15.996	**0.104**
7	**23**	W. SMITH / A. SMITH	2:19.449	2:19.847	**0.398**
8	**167**	PETTMAN / WEBB	2:30.671	2:30.671	**0.000**
9	**19**	PEACH / EDWARDS	2:45.768	2:46.523	**0.755**

Weather / Track : Bright / Dry

Snetterton 300: 2.9689 miles
Date: 27/06/2026 Start: 16:09 Finish: 16:20

Results can be found at www.tsl-timing.com

Printed - 16:32 Saturday, 27 June 2026

BMCRC - MRO Championships - Rnd 5 @ Snetterton 300

BMCRC F1 & F2 Sidecars

RACE 13 - STATISTICS

Competitors Started	9
Planned Start	2026-06-27 @ 16:20:00.000
Actual Start	2026-06-27 @ 16:09:55.280
Finish Time	2026-06-27 @ 16:20:49.499
Track Length	2.9689mi.
Total Laps	44
Total Distance Covered	130.6321mi.

Session Fastest Lap History

NO	CL	NAME	LAP TIME	TIME OF DAY	LAP	VEHICLE
11	F1	**GILBERT / WINFIELD**	**2:07.507**	16:14:15.017	2	Ryde 1000

Session Leader History

NO	CL	NAME	FROM LAP	LAPS LED	DISTANCE	VEHICLE
11	F1	**GILBERT / WINFIELD**	1	5	14.84 miles	Ryde 1000

Flag History

TYPE	TIME OF DAY
GREEN	16:09:55.280
FINISH	16:20:49.499

Flag Statistics

TYPE	COUNT	TOTAL LAPS	TOTAL TIME
Green	1	5	13:27.992
Red	0	0	0.000
Safety Car	0	0	0.000
FCY	0	0	0.000

BMCRC - MRO Championships - Rnd 5 @ Snetterton 300

BMCRC F1 & F2 Sidecars

RACE 13 - STATISTICS

CLASS : F1

5 Starters

Fastest Lap History

NO	NAME	LAP TIME	TIME OF DAY	LAP	VEHICLE
11	**GILBERT / WINFIELD**	**2:07.507**	16:14:15.017	2	Ryde 1000

Leader History

NO	NAME	FROM LAP	LAPS LED	DISTANCE	VEHICLE
11	**GILBERT / WINFIELD**	1	5	14.84 miles	Ryde 1000

BMCRC - MRO Championships - Rnd 5 @ Snetterton 300

BMCRC F1 & F2 Sidecars

RACE 13 - STATISTICS

CLASS : F2

4 Starters

Fastest Lap History

NO	NAME	LAP TIME	TIME OF DAY	LAP	VEHICLE
8	**ILARIA / SAUNDERS**	**2:14.579**	16:14:27.654	2	Christie Engineering 600
24	**MCCAIN / OLDROYD**	**2:14.198**	16:14:30.190	2	GP-F2 YAMAHA
8	**ILARIA / SAUNDERS**	**2:11.369**	16:16:39.023	3	Christie Engineering 600
8	**ILARIA / SAUNDERS**	**2:10.952**	16:18:49.975	4	Christie Engineering 600

Leader History

NO	NAME	FROM LAP	LAPS LED	DISTANCE	VEHICLE
8	**ILARIA / SAUNDERS**	1	5	14.84 miles	Christie Engineering 600

Weather / Track : Bright / Dry

Snetterton 300: 2.9689 miles
Date: 27/06/2026 Start: 16:09 Finish: 16:20

BMCRC - MRO Championships - Rnd 5 @ Snetterton 300

BMCRC F1 & F2 Sidecars

RACE 3 - GRID (7 Laps)

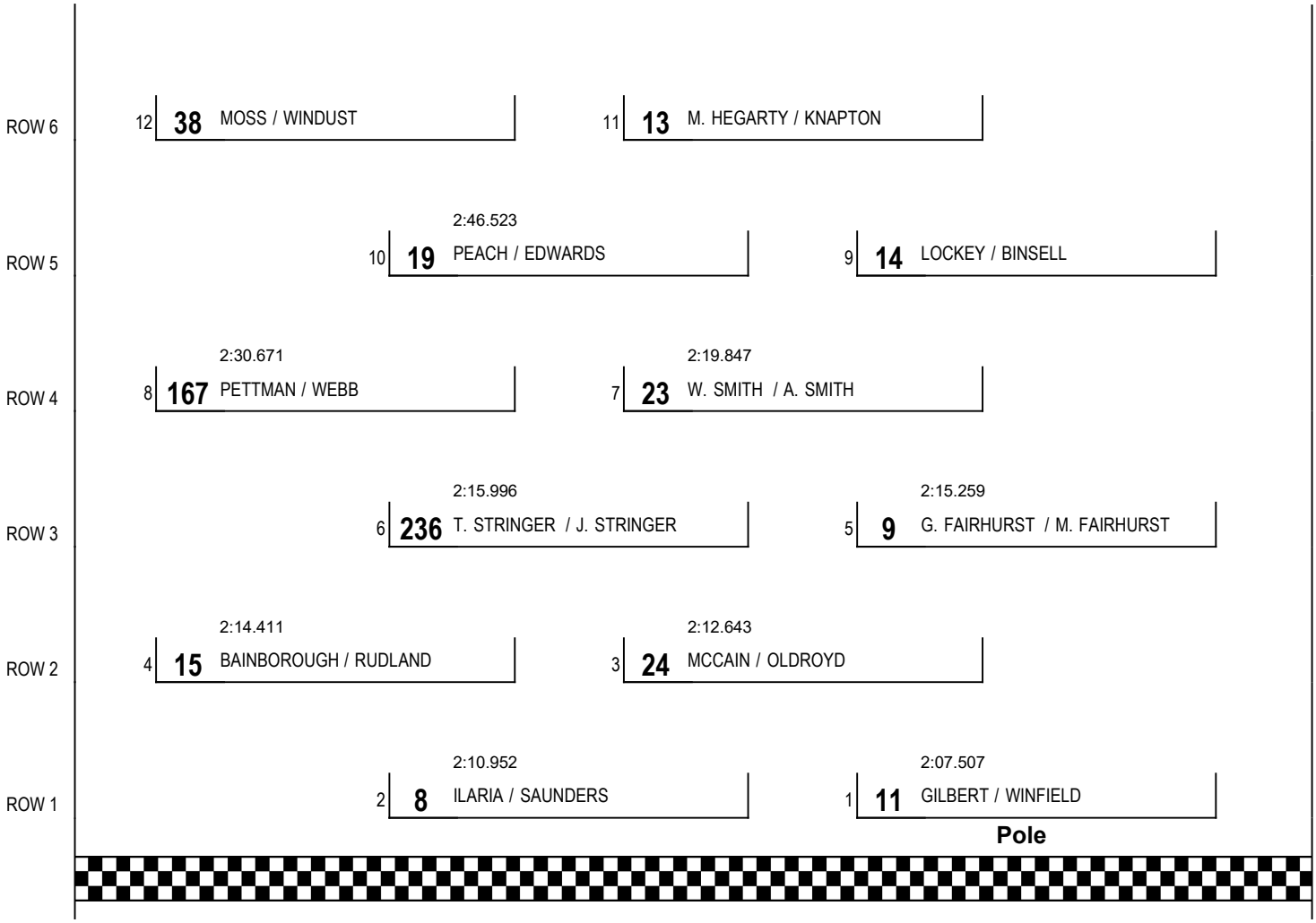

These results are provisional until the conclusion of any judicial and technical matters.

Snetterton 300: 2.9689 miles

Clerk Of Course: Caroline Patterson / Tony MacBride	Timekeeper: Craig Smith	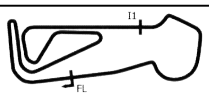

Results can be found at www.tsl-timing.com

Printed - 16:34 Saturday, 27 June 2026

BMCRC - MRO Championships - Rnd 5 @ Snetterton 300

BMCRC F1 & F2 Sidecars

RACE 3 - CLASSIFICATION

Race Distance: 7 Laps / 20.78 miles

POS	NO	CL	PIC	NAME	ENTRY	LAPS	TIME	GAP	DIFF	MPH	BEST	ON	GRD	↑↓
1	**60**	F1	1	**HOLLAND / STEVENS**	- WPS Racing	**7**	15:00.931			83.04	**2:05.747**	6	13	12
2	**11**	F1	2	**GILBERT / WINFIELD**	Ryde 1000 - Angel Inn. Blyth	**7**	15:10.588	**9.657**	9.657	82.16	**2:08.481**	4	1	-1
3	**8**	F2	1	**ILARIA / SAUNDERS**	Christie Engineering 600 - Powerhouse	**7**	15:17.808	**16.877**	7.220	81.51	**2:09.436**	6	2	-1
4	**14**	F2	2	**LOCKEY / BINSELL**	Lcr HONDA - Real Racing	**7**	15:22.430	**21.499**	4.622	81.10	**2:09.266**	6	9	5
5	**24**	F2	3	**MCCAIN / OLDROYD**	GP-F2 YAMAHA - Handcrafted Joints	**7**	15:41.687	**40.756**	19.257	79.44	**2:12.438**	3	3	-2
6	**15**	F2	4	**BAINBOROUGH / RUDLAND**	Baker F2 SUZUKI -	**7**	15:42.341	**41.410**	0.654	79.39	**2:12.067**	6	4	-2
7	**9**	F1	3	**G. FAIRHURST / M. FAIRHURS**	- Image in Vinyl	**7**	16:43.004	**1:42.073**	1:00.663	74.59	**2:20.168**	2	5	-2
8	**167**	F1	4	**PETTMAN / WEBB**	Baker 1000 YAMAHA - Wesso Racing	**6**	15:31.350	**1 Lap**	1 Lap	68.85	**2:30.745**	5	8	0
					NOT CLASSIFIED									
DNF	**23**	F1		**W. SMITH / A. SMITH**	BMW 1000 - TTSR Ltd	**4**	9:15.490	**3 Laps**	2 Laps	76.96	**2:16.904**	2	7	
DNF	**13**	F1		**M. HEGARTY / KNAPTON**	Adolf 600 - Mark Hegarty Surfacing	**2**	4:33.241	**5 Laps**	2 Laps	78.23	**2:12.649**	2	11	
DNF	**19**	F1		**PEACH / EDWARDS**	LCR YAMAHA 600 - Lifesafety Motorsport	**0**							10	

FASTEST LAP

60	F1	**HOLLAND / STEVENS**	- WPS Racing	**6**	2:05.747	84.99 mph	136.78 kph
14	F2	**LOCKEY / BINSELL**	Lcr HONDA - Real Racing	**6**	2:09.266	82.68 mph	133.06 kph

Class F1 - 92.5% of Race Speed = 76.81 mph
Class F2 - 92.5% of Race Speed = 75.39 mph

Weather / Track : Sunny / Dry
These results are provisional until the conclusion of any judicial and technical matters.

Date: 28/06/2026 Start: 10:23 Finish: 10:38
Snetterton 300: 2.9689 miles

Clerk Of Course: Caroline Patterson / Tony MacBride	Timekeeper: Craig Smith	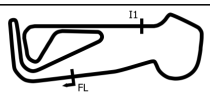

Results can be found at www.tsl-timing.com

Printed - 10:41 Sunday, 28 June 2026

BMCRC - MRO Championships - Rnd 5 @ Snetterton 300

BMCRC F1 & F2 Sidecars

RACE 3 - LAP CHART

LAP 1 @ 10:25:21.928

NO	BEHIND	LAP TIME
11		2:16.242
8	2.248	2:18.490
60	4.268	2:20.510
15	4.309	2:20.551
13	4.350	2:20.592
14	4.928	2:21.170
24	6.092	2:22.334
23	8.103	2:24.345
9	10.266	2:26.508
167	26.736	2:42.978

LAP 2 @ 10:27:31.644

NO	BEHIND	LAP TIME
11		2:09.716
8	3.171	2:10.639
60	3.643	2:09.091
13	7.283	2:12.649
14	7.351	2:12.139
24	9.543	2:13.167
15	10.365	2:15.772
23	15.291	2:16.904
9	20.718	2:20.168
167	51.456	2:34.436

LAP 3 @ 10:29:40.303

NO	BEHIND	LAP TIME
11		2:08.659
60	2.643	2:07.659
8	4.455	2:09.943
14	9.461	2:10.769
24	13.322	2:12.438
15	16.743	2:15.037
23	23.717	2:17.085
9	38.167	2:26.108
167	1:17.354	2:34.557

LAP 4 @ 10:31:48.784

NO	BEHIND	LAP TIME
11		2:08.481
60	0.153	2:05.991
8	5.585	2:09.611
14	10.762	2:09.782
24	17.633	2:12.792
15	21.753	2:13.491
23	32.392	2:17.156
9	51.411	2:21.725
167	1:41.377	2:32.504

LAP 5 @ 10:33:54.689

NO	BEHIND	LAP TIME
60		2:05.752
11	2.819	2:08.724
8	9.761	2:10.081
14	14.350	2:09.493
24	24.878	2:13.150
15	28.745	2:12.897
9	1:07.451	2:21.945

LAP 6 @ 10:36:00.436

NO	BEHIND	LAP TIME
60		2:05.747
167	1 Lap	2:30.745
11	6.035	2:08.963
8	13.450	2:09.436
14	17.869	2:09.266
24	33.521	2:14.390
15	35.065	2:12.067
9	1:24.069	2:22.365

LAP 7 @ 10:38:06.617

NO	BEHIND	LAP TIME
60		2:06.181
11	9.657	2:09.803
8	16.877	2:09.608
14	21.499	2:09.811
167	1 Lap	2:36.130
24	40.756	2:13.416
15	41.410	2:12.526
9	1:42.073	2:24.185

Weather / Track : Sunny / Dry

Snetterton 300: 2.9689 miles
Date: 28/06/2026 Start: 10:23 Finish: 10:38

Results can be found at www.tsl-timing.com

Printed - 10:41 Sunday, 28 June 2026

BMCRC - MRO Championships - Rnd 5 @ Snetterton 300

BMCRC F1 & F2 Sidecars

RACE 3 - POSITION CHART

No	Name	Lap Pos	1	2	3	4	5	6	7
11	GILBERT / WINFIELD	1	11	11	11	11	60	60	60
8	ILARIA / SAUNDERS	2	8	8	60	60	11	11	11
24	MCCAIN / OLDROYD	3	60	60	8	8	8	8	8
15	BAINBOROUGH / RUD	4	15	13	14	14	14	14	14
9	G. FAIRHURST / M. FA	5	13	14	24	24	24	24	24
23	W. SMITH / A. SMITH	6	14	24	15	15	15	15	15
167	PETTMAN / WEBB	7	24	15	23	23	9	9	9
14	LOCKEY / BINSELL	8	23	23	9	9	167	167	
19	PEACH / EDWARDS	9	9	9	167	167			
13	M. HEGARTY / KNAPT	10	167	167					
60	HOLLAND / STEVENS	11							

Weather / Track : Sunny / Dry

Snetterton 300: 2.9689 miles
Date: 28/06/2026 Start: 10:23 Finish: 10:38

Results can be found at www.tsl-timing.com

Printed - 10:41 Sunday, 28 June 2026

BMCRC - MRO Championships - Rnd 5 @ Snetterton 300

BMCRC F1 & F2 Sidecars

RACE 3 - SECTOR ANALYSIS

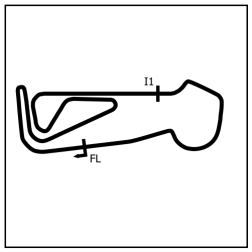

SECTOR 1 = FL to I1, SECTOR 2 = I1 to FL, DIFF = Difference To Personal Best Lap, P = Crossed Finish Line in Pit Lane, D = Time Disallowed

P1 60 F1 HOLLAND / STEVENS - WPS Racing

IDEAL LAP TIME : 2:05.399 BEST LAP TIME : 2:05.747 DIFFERENCE : 0.348

LAP	SECTOR 1	SECTOR 2	LAP TIME	MPH	DIFF	TIME OF DAY
1 -		43.653	2:20.510	76.06	14.763	10:25:26.196
2 -	1:26.201	42.890	2:09.091	82.79	3.344	10:27:35.287
3 -	1:25.838	41.821	2:07.659	83.72	1.912	10:29:42.946
4 -	1:24.254	41.737	2:05.991 (3)	84.83	0.244	10:31:48.937
5 -	1:24.297	***41.455***	2:05.752 (2)	84.99	0.005	10:33:54.689
6 -	***1:23.944***	41.803	***2:05.747*** (1)	***84.99***		***10:36:00.436***
7 -	1:24.656	41.525	2:06.181	84.70	0.434	10:38:06.617

P2 11 F1 GILBERT / WINFIELD Ryde 1000 - Angel Inn. Blyth

IDEAL LAP TIME : 2:08.446 BEST LAP TIME : 2:08.481 DIFFERENCE : 0.035

LAP	SECTOR 1	SECTOR 2	LAP TIME	MPH	DIFF	TIME OF DAY
1 -		43.453	2:16.242	78.44	7.761	10:25:21.928
2 -	1:26.712	43.004	2:09.716	82.39	1.235	10:27:31.644
3 -	1:26.157	***42.502***	2:08.659 (2)	83.07	0.178	10:29:40.303
4 -	***1:25.944***	42.537	***2:08.481*** (1)	***83.18***		***10:31:48.784***
5 -	1:26.176	42.548	2:08.724 (3)	83.03	0.243	10:33:57.508
6 -	1:26.271	42.692	2:08.963	82.87	0.482	10:36:06.471
7 -	1:26.566	43.237	2:09.803	82.34	1.322	10:38:16.274

P3 8 F2 ILARIA / SAUNDERS Christie Engineering 600 - Powerhouse

IDEAL LAP TIME : 2:09.163 BEST LAP TIME : 2:09.436 DIFFERENCE : 0.273

LAP	SECTOR 1	SECTOR 2	LAP TIME	MPH	DIFF	TIME OF DAY
1 -		43.603	2:18.490	77.17	9.054	10:25:24.176
2 -	1:27.789	42.850	2:10.639	81.81	1.203	10:27:34.815
3 -	1:27.356	***42.587***	2:09.943	82.25	0.507	10:29:44.758
4 -	1:26.967	42.644	2:09.611 (3)	82.46	0.175	10:31:54.369
5 -	1:27.091	42.990	2:10.081	82.16	0.645	10:34:04.450
6 -	***1:26.576***	42.860	***2:09.436*** (1)	***82.57***		***10:36:13.886***
7 -	1:26.700	42.908	2:09.608 (2)	82.46	0.172	10:38:23.494

P4 14 F2 LOCKEY / BINSELL Lcr HONDA - Real Racing

IDEAL LAP TIME : 2:09.093 BEST LAP TIME : 2:09.266 DIFFERENCE : 0.173

LAP	SECTOR 1	SECTOR 2	LAP TIME	MPH	DIFF	TIME OF DAY
1 -		44.595	2:21.170	75.71	11.904	10:25:26.856
2 -	1:28.148	43.991	2:12.139	80.88	2.873	10:27:38.995
3 -	1:27.748	43.021	2:10.769	81.73	1.503	10:29:49.764
4 -	1:26.737	43.045	2:09.782 (3)	82.35	0.516	10:31:59.546
5 -	***1:26.104***	43.389	2:09.493 (2)	82.53	0.227	10:34:09.039
6 -	1:26.277	***42.989***	***2:09.266*** (1)	***82.68***		***10:36:18.305***
7 -	1:26.460	43.351	2:09.811	82.33	0.545	10:38:28.116

P5 24 F2 MCCAIN / OLDROYD GP-F2 YAMAHA - Handcrafted Joints

IDEAL LAP TIME : 2:11.876 BEST LAP TIME : 2:12.438 DIFFERENCE : 0.562

LAP	SECTOR 1	SECTOR 2	LAP TIME	MPH	DIFF	TIME OF DAY
1 -		45.652	2:22.334	75.09	9.896	10:25:28.020
2 -	1:28.662	44.505	2:13.167	80.26	0.729	10:27:41.187
3 -	***1:27.852***	44.586	***2:12.438*** (1)	***80.70***		***10:29:53.625***
4 -	1:28.338	44.454	2:12.792 (2)	80.48	0.354	10:32:06.417
5 -	1:28.733	44.417	2:13.150 (3)	80.27	0.712	10:34:19.567
6 -	1:29.850	44.540	2:14.390	79.53	1.952	10:36:33.957
7 -	1:29.392	***44.024***	2:13.416	80.11	0.978	10:38:47.373

Weather / Track : Sunny / Dry

Snetterton 300: 2.9689 miles
Date: 28/06/2026 Start: 10:23 Finish: 10:38

BMCRC - MRO Championships - Rnd 5 @ Snetterton 300

BMCRC F1 & F2 Sidecars

RACE 3 - SECTOR ANALYSIS

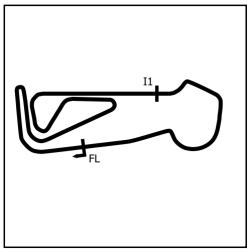

SECTOR 1 = FL to I1, SECTOR 2 = I1 to FL, DIFF = Difference To Personal Best Lap, P = Crossed Finish Line in Pit Lane, D = Time Disallowed

P6 15 F2 BAINBOROUGH / RUDLAND — Baker F2 SUZUKI -

IDEAL LAP TIME : 2:12.036 BEST LAP TIME : 2:12.067 DIFFERENCE : 0.031

LAP	SECTOR 1	SECTOR 2	LAP TIME		MPH	DIFF	TIME OF DAY
1 -		45.014	2:20.551		76.04	8.484	10:25:26.237
2 -	1:30.318	45.454	2:15.772		78.72	3.705	10:27:42.009
3 -	1:29.377	45.660	2:15.037		79.14	2.970	10:29:57.046
4 -	1:28.807	44.684	2:13.491		80.06	1.424	10:32:10.537
5 -	1:28.725	***44.172***	2:12.897	**(3)**	80.42	0.830	10:34:23.434
6 -	***1:27.864***	44.203	***2:12.067***	**(1)**	***80.92***		***10:36:35.501***
7 -	1:28.187	44.339	2:12.526	**(2)**	80.64	0.459	10:38:48.027

P7 9 F1 G. FAIRHURST / M. FAIRHURST — - Image in Vinyl

IDEAL LAP TIME : 2:19.065 BEST LAP TIME : 2:20.168 DIFFERENCE : 1.103

LAP	SECTOR 1	SECTOR 2	LAP TIME		MPH	DIFF	TIME OF DAY
1 -		***46.211***	2:26.508		72.95	6.340	10:25:32.194
2 -	***1:32.854***	47.314	***2:20.168***	**(1)**	***76.25***		***10:27:52.362***
3 -	1:36.393	49.715	2:26.108		73.15	5.940	10:30:18.470
4 -	1:34.559	47.166	2:21.725	**(2)**	75.41	1.557	10:32:40.195
5 -	1:34.619	47.326	2:21.945	**(3)**	75.29	1.777	10:35:02.140
6 -	1:35.179	47.186	2:22.365		75.07	2.197	10:37:24.505
7 -	1:35.798	48.387	2:24.185		74.12	4.017	10:39:48.690

P8 167 F1 PETTMAN / WEBB — Baker 1000 YAMAHA - Wesso Racing

IDEAL LAP TIME : 2:30.745 BEST LAP TIME : 2:30.745 DIFFERENCE : 0.000

LAP	SECTOR 1	SECTOR 2	LAP TIME		MPH	DIFF	TIME OF DAY
1 -		52.712	2:42.978		65.57	12.233	10:25:48.664
2 -	1:42.756	51.680	2:34.436	**(3)**	69.20	3.691	10:28:23.100
3 -	1:42.217	52.340	2:34.557		69.15	3.812	10:30:57.657
4 -	1:41.736	50.768	2:32.504	**(2)**	70.08	1.759	10:33:30.161
5 -	***1:40.325***	***50.420***	***2:30.745***	**(1)**	***70.90***		***10:36:00.906***
6 -	1:44.440	51.690	2:36.130		68.45	5.385	10:38:37.036

P9 23 F1 W. SMITH / A. SMITH — BMW 1000 - TTSR Ltd

IDEAL LAP TIME : 2:16.619 BEST LAP TIME : 2:16.904 DIFFERENCE : 0.285

LAP	SECTOR 1	SECTOR 2	LAP TIME		MPH	DIFF	TIME OF DAY
1 -		45.407	2:24.345		74.04	7.441	10:25:30.031
2 -	1:31.488	45.416	***2:16.904***	**(1)**	***78.06***		***10:27:46.935***
3 -	***1:31.324***	45.761	2:17.085	**(2)**	77.96	0.181	10:30:04.020
4 -	1:31.861	***45.295***	2:17.156	**(3)**	77.92	0.252	10:32:21.176

P10 13 F1 M. HEGARTY / KNAPTON — Adolf 600 - Mark Hegarty Surfacing

IDEAL LAP TIME : 2:12.199 BEST LAP TIME : 2:12.649 DIFFERENCE : 0.450

LAP	SECTOR 1	SECTOR 2	LAP TIME		MPH	DIFF	TIME OF DAY
1 -		44.563	2:20.592		76.02	7.943	10:25:26.278
2 -	1:28.225	***44.424***	***2:12.649***	**(1)**	***80.57***		***10:27:38.927***
3 -	***1:27.775***						

P11 19 F1 PEACH / EDWARDS — LCR YAMAHA 600 - Lifesafety Motorsport

IDEAL LAP TIME : BEST LAP TIME : DIFFERENCE :

LAP	SECTOR 1	SECTOR 2	LAP TIME	MPH	DIFF	TIME OF DAY
1 -						

Weather / Track : Sunny / Dry

Snetterton 300: 2.9689 miles
Date: 28/06/2026 Start: 10:23 Finish: 10:38

BMCRC - MRO Championships - Rnd 5 @ Snetterton 300

BMCRC F1 & F2 Sidecars

RACE 3 - BEST SECTORS

	SECTOR 1		SECTOR 2	
POS	NO	TIME	NO	TIME
1	**60**	**1:23.944**	**60**	**41.455**
2	**11**	**1:25.944**	**11**	**42.502**
3	**14**	**1:26.104**	**8**	**42.587**
4	**8**	**1:26.576**	**14**	**42.989**
5	**13**	**1:27.775**	**24**	**44.024**
6	**24**	**1:27.852**	**15**	**44.172**
7	**15**	**1:27.864**	**13**	**44.424**
8	**23**	**1:31.324**	**23**	**45.295**
9	**9**	**1:32.854**	**9**	**46.211**
10	**167**	**1:40.325**	**167**	**50.420**
11				

IDEAL / BEST COMPARISON

			PERFECT LAP	2:05.399		
POS	NO	NAME		IDEAL	BEST	DIFF
1	**60**	HOLLAND / STEVENS		2:05.399	2:05.747	**0.348**
2	**11**	GILBERT / WINFIELD		2:08.446	2:08.481	**0.035**
3	**14**	LOCKEY / BINSELL		2:09.093	2:09.266	**0.173**
4	**8**	ILARIA / SAUNDERS		2:09.163	2:09.436	**0.273**
5	**24**	MCCAIN / OLDROYD		2:11.876	2:12.438	**0.562**
6	**15**	BAINBOROUGH / RUDLAND		2:12.036	2:12.067	**0.031**
7	**13**	M. HEGARTY / KNAPTON		2:12.199	2:12.649	**0.450**
8	**23**	W. SMITH / A. SMITH		2:16.619	2:16.904	**0.285**
9	**9**	G. FAIRHURST / M. FAIRHURST		2:19.065	2:20.168	**1.103**
10	**167**	PETTMAN / WEBB		2:30.745	2:30.745	**0.000**

Weather / Track : Sunny / Dry

Snetterton 300: 2.9689 miles
Date: 28/06/2026 Start: 10:23 Finish: 10:38

Results can be found at www.tsl-timing.com

Printed - 10:41 Sunday, 28 June 2026

BMCRC - MRO Championships - Rnd 5 @ Snetterton 300

BMCRC F1 & F2 Sidecars

RACE 3 - STATISTICS

Competitors Started	11
Planned Start	2026-06-28 @ 10:10:00.000
Actual Start	2026-06-28 @ 10:23:05.685
Finish Time	2026-06-28 @ 10:38:06.616
Track Length	2.9689mi.
Total Laps	61
Total Distance Covered	181.1036mi.

Session Fastest Lap History

NO	CL	NAME	LAP TIME	TIME OF DAY	LAP	VEHICLE
11	F1	**GILBERT / WINFIELD**	**2:09.716**	10:27:31.644	2	Ryde 1000
60	F1	**HOLLAND / STEVENS**	**2:09.091**	10:27:35.287	2	
11	F1	**GILBERT / WINFIELD**	**2:08.659**	10:29:40.303	3	Ryde 1000
60	F1	**HOLLAND / STEVENS**	**2:07.659**	10:29:42.946	3	
60	F1	**HOLLAND / STEVENS**	**2:05.991**	10:31:48.937	4	
60	F1	**HOLLAND / STEVENS**	**2:05.752**	10:33:54.689	5	
60	F1	**HOLLAND / STEVENS**	**2:05.747**	10:36:00.436	6	

Session Leader History

NO	CL	NAME	FROM LAP	LAPS LED	DISTANCE	VEHICLE
11	F1	**GILBERT / WINFIELD**	1	4	11.87 miles	Ryde 1000
60	F1	**HOLLAND / STEVENS**	5	3	8.90 miles	

Flag History

TYPE	TIME OF DAY
GREEN	10:23:05.685
FINISH	10:38:06.616

Flag Statistics

TYPE	COUNT	TOTAL LAPS	TOTAL TIME
Green	1	7	16:53.291
Red	0	0	0.000
Safety Car	0	0	0.000
FCY	0	0	0.000

Weather / Track : Sunny / Dry

Snetterton 300: 2.9689 miles
Date: 28/06/2026 Start: 10:23 Finish: 10:38

BMCRC - MRO Championships - Rnd 5 @ Snetterton 300

BMCRC F1 & F2 Sidecars

RACE 3 - STATISTICS

CLASS : F1

7 Starters

Fastest Lap History

NO	NAME	LAP TIME	TIME OF DAY	LAP	VEHICLE
11	**GILBERT / WINFIELD**	**2:09.716**	10:27:31.644	2	Ryde 1000
60	**HOLLAND / STEVENS**	**2:09.091**	10:27:35.287	2	
11	**GILBERT / WINFIELD**	**2:08.659**	10:29:40.303	3	Ryde 1000
60	**HOLLAND / STEVENS**	**2:07.659**	10:29:42.946	3	
60	**HOLLAND / STEVENS**	**2:05.991**	10:31:48.937	4	
60	**HOLLAND / STEVENS**	**2:05.752**	10:33:54.689	5	
60	**HOLLAND / STEVENS**	**2:05.747**	10:36:00.436	6	

Leader History

NO	NAME	FROM LAP	LAPS LED	DISTANCE	VEHICLE
11	**GILBERT / WINFIELD**	1	4	11.87 miles	Ryde 1000
60	**HOLLAND / STEVENS**	5	3	8.90 miles	

Weather / Track : Sunny / Dry

Snetterton 300: 2.9689 miles
Date: 28/06/2026 Start: 10:23 Finish: 10:38

BMCRC - MRO Championships - Rnd 5 @ Snetterton 300

BMCRC F1 & F2 Sidecars

RACE 3 - STATISTICS

CLASS : F2

4 Starters

Fastest Lap History

NO	NAME	LAP TIME	TIME OF DAY	LAP	VEHICLE
8	**ILARIA / SAUNDERS**	**2:10.639**	10:27:34.815	2	Christie Engineering 600
8	**ILARIA / SAUNDERS**	**2:09.943**	10:29:44.758	3	Christie Engineering 600
8	**ILARIA / SAUNDERS**	**2:09.611**	10:31:54.369	4	Christie Engineering 600
14	**LOCKEY / BINSELL**	**2:09.493**	10:34:09.039	5	Lcr HONDA
8	**ILARIA / SAUNDERS**	**2:09.436**	10:36:13.886	6	Christie Engineering 600
14	**LOCKEY / BINSELL**	**2:09.266**	10:36:18.305	6	Lcr HONDA

Leader History

NO	NAME	FROM LAP	LAPS LED	DISTANCE	VEHICLE
8	**ILARIA / SAUNDERS**	1	7	20.78 miles	Christie Engineering 600

BMCRC - MRO Championships - Rnd 5 @ Snetterton 300

BMCRC F1 & F2 Sidecars

RACE 13 - GRID (7 Laps)

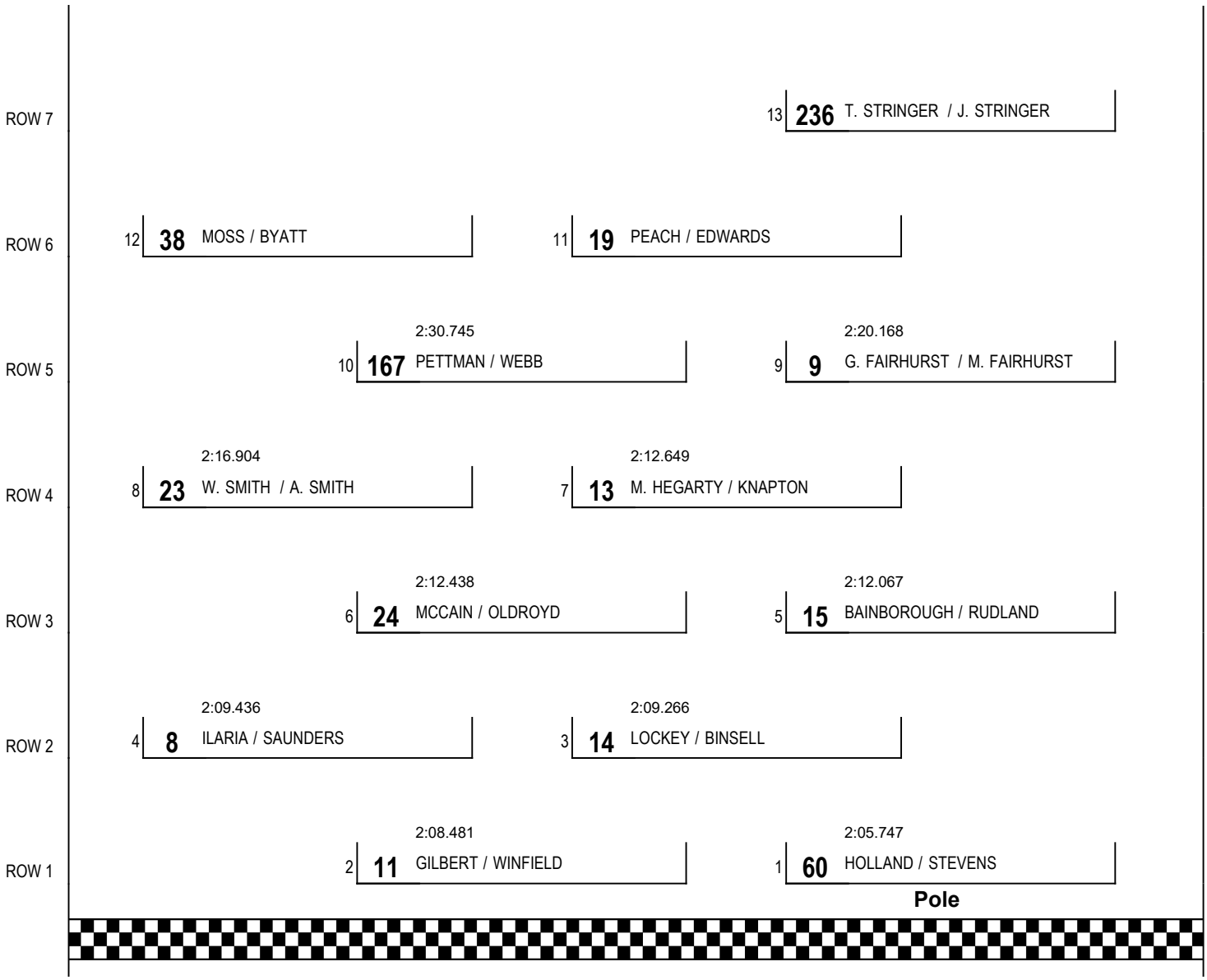

These results are provisional until the conclusion of any judicial and technical matters.

Snetterton 300: 2.9689 miles

Clerk Of Course: Caroline Patterson / Tony MacBride	Timekeeper: Craig Smith	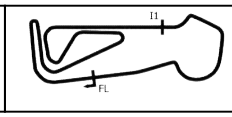

Results can be found at www.tsl-timing.com

Printed - 10:42 Sunday, 28 June 2026

BMCRC - MRO Championships - Rnd 5 @ Snetterton 300

BMCRC F1 & F2 Sidecars

RACE 13 - CLASSIFICATION

Race Distance: 6 Laps / 17.81 miles

POS	NO	CL	PIC	NAME	ENTRY	LAPS	TIME	GAP	DIFF	MPH	BEST	ON	GRD	↑↓
1	**11**	F1	*1*	**GILBERT / WINFIELD**	Ryde 1000 - Angel Inn. Blyth	**6**	12:44.602			83.87	**2:06.144**	4	2	1
2	**8**	F2	*1*	**ILARIA / SAUNDERS**	Christie Engineering 600 - Powerhouse	**6**	13:04.837	**20.235**	20.235	81.70	**2:08.668**	6	4	2
3	**15**	F2	*2*	**BAINBOROUGH / RUDLAND**	Baker F2 SUZUKI -	**6**	13:30.526	**45.924**	25.689	79.11	**2:13.295**	4	5	2
4	**9**	F1	*2*	**G. FAIRHURST / M. FAIRHURS**	- Image in Vinyl	**5**	12:04.225	**1 Lap**	1 Lap	73.78	**2:19.246**	2	9	5
5	**167**	F1	*3*	**PETTMAN / WEBB**	Baker 1000 YAMAHA - Wesso Racing	**5**	12:48.289	**1 Lap**	44.064	69.55	**2:31.151**	3	10	5
6	**19**	F1	*4*	**PEACH / EDWARDS**	LCR YAMAHA 600 - Lifesafety Motorsport	**5**	13:50.991	**1 Lap**	1:02.702	64.30	**2:44.274**	3	11	5
					NOT CLASSIFIED									
DNF	**24**	F2		**MCCAIN / OLDROYD**	GP-F2 YAMAHA - Handcrafted Joints	**6**	13:21.065	**36.463**	0.000	80.05	**2:11.621**	5	6	
DNF	**60**	F1		**HOLLAND / STEVENS**	- WPS Racing	**4**	8:35.380	**2 Laps**	2 Laps	82.95	**2:05.133**	4	1	

FASTEST LAP

60	F1	**HOLLAND / STEVENS**	- WPS Racing	**4**	2:05.133	85.41 mph	137.46 kph
8	F2	**ILARIA / SAUNDERS**	Christie Engineering 600 - Powerhouse	**6**	2:08.668	83.06 mph	133.68 kph

Class F1 - 92.5% of Race Speed = 77.57 mph
Class F2 - 92.5% of Race Speed = 75.57 mph

Red Flag (end of session): 15:20

Weather / Track : Bright / Dry
These results are provisional until the conclusion of any judicial and technical matters.

Date: 28/06/2026 Start: 15:06 Finish: 15:18
Snetterton 300: 2.9689 miles

Clerk Of Course: Caroline Patterson / Tony MacBride	Timekeeper: Craig Smith	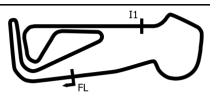

Results can be found at www.tsl-timing.com

Printed - 15:25 Sunday, 28 June 2026

BMCRC - MRO Championships - Rnd 5 @ Snetterton 300

BMCRC F1 & F2 Sidecars

RACE 13 - LAP CHART

LAP 1	@ 15:08:22.369	
NO	BEHIND	LAP TIME
11		2:11.967
8	5.468	2:17.435
60	5.798	2:17.765
24	8.546	2:20.513
15	9.373	2:21.340
9	12.466	2:24.433
167	27.678	2:39.645
19	31.756	2:43.723

LAP 2	@ 15:10:28.634	
NO	BEHIND	LAP TIME
11		2:06.265
60	6.699	2:07.166
8	8.821	2:09.618
24	13.993	2:11.712
15	16.635	2:13.527
9	25.447	2:19.246
167	55.617	2:34.204
19	1:10.999	2:45.508

LAP 3	@ 15:12:35.096	
NO	BEHIND	LAP TIME
11		2:06.462
60	5.553	2:05.316
8	12.471	2:10.112
24	19.169	2:11.638
15	23.627	2:13.454
9	51.015	2:32.030
167	1:20.306	2:31.151
19	1:48.811	2:44.274

LAP 4	@ 15:14:41.240	
NO	BEHIND	LAP TIME
11		2:06.144
60	4.542	2:05.133
8	15.934	2:09.607
24	24.930	2:11.905
15	30.778	2:13.295
9	1:10.569	2:25.698
167	1:46.156	2:31.994

LAP 5	@ 15:16:47.953	
NO	BEHIND	LAP TIME
11		2:06.713
8	18.618	2:09.397
19	1 Lap	2:46.299
24	29.838	2:11.621
15	37.918	2:13.853
9	1:26.674	2:22.818

LAP 6	@ 15:18:55.004	
NO	BEHIND	LAP TIME
11		2:07.051
167	1 Lap	2:31.295
8	20.235	2:08.668
24	36.463	2:13.676
15	45.924	2:15.057
19	1 Lap	2:51.187

Weather / Track : Bright / Dry

Snetterton 300: 2.9689 miles
Date: 28/06/2026 Start: 15:06 Finish: 15:18

Results can be found at www.tsl-timing.com

Printed - 15:24 Sunday, 28 June 2026

BMCRC - MRO Championships - Rnd 5 @ Snetterton 300

BMCRC F1 & F2 Sidecars

RACE 13 - POSITION CHART

No	Name	Lap Pos	1	2	3	4	5	6
60	HOLLAND / STEVENS	1	11	11	11	11	11	11
11	GILBERT / WINFIELD	2	8	60	60	60	8	8
8	ILARIA / SAUNDERS	3	60	8	8	8	24	24
15	BAINBOROUGH / RUD	4	24	24	24	24	15	15
24	MCCAIN / OLDROYD	5	15	15	15	15	9	
9	G. FAIRHURST / M. FA	6	9	9	9	9	167	
167	PETTMAN / WEBB	7	167	167	167	167	19	
19	PEACH / EDWARDS	8	19	19	19	19		

Weather / Track : Bright / Dry

Snetterton 300: 2.9689 miles
Date: 28/06/2026 Start: 15:06 Finish: 15:18

Results can be found at www.tsl-timing.com

Printed - 15:24 Sunday, 28 June 2026

BMCRC - MRO Championships - Rnd 5 @ Snetterton 300

BMCRC F1 & F2 Sidecars

RACE 13 - SECTOR ANALYSIS

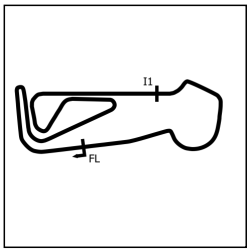

SECTOR 1 = FL to I1, SECTOR 2 = I1 to FL, DIFF = Difference To Personal Best Lap, P = Crossed Finish Line in Pit Lane, D = Time Disallowed

P1 11 F1 GILBERT / WINFIELD

Ryde 1000 - Angel Inn. Blyth

IDEAL LAP TIME : 2:05.678 BEST LAP TIME : 2:06.144 DIFFERENCE : 0.466

LAP	SECTOR 1	SECTOR 2	LAP TIME	MPH	DIFF	TIME OF DAY
1 -		41.678	2:11.967	80.99	5.823	15:08:22.369
2 -	1:24.825	***41.440***	2:06.265 **(2)**	84.64	0.121	15:10:28.634
3 -	1:24.430	42.032	2:06.462 **(3)**	84.51	0.318	15:12:35.096
4 -	***1:24.238***	41.906	***2:06.144*** **(1)**	***84.72***		***15:14:41.240***
5 -	1:24.742	41.971	2:06.713	84.34	0.569	15:16:47.953
6 -	1:24.715	42.336	2:07.051	84.12	0.907	15:18:55.004

P2 8 F2 ILARIA / SAUNDERS

Christie Engineering 600 - Powerhouse

IDEAL LAP TIME : 2:08.528 BEST LAP TIME : 2:08.668 DIFFERENCE : 0.140

LAP	SECTOR 1	SECTOR 2	LAP TIME	MPH	DIFF	TIME OF DAY
1 -		43.281	2:17.435	77.76	8.767	15:08:27.837
2 -	1:26.783	42.835	2:09.618	82.45	0.950	15:10:37.455
3 -	1:26.394	43.718	2:10.112	82.14	1.444	15:12:47.567
4 -	1:26.655	42.952	2:09.607 **(3)**	82.46	0.939	15:14:57.174
5 -	***1:26.286***	43.111	2:09.397 **(2)**	82.59	0.729	15:17:06.571
6 -	1:26.426	***42.242***	***2:08.668*** **(1)**	***83.06***		***15:19:15.239***

P3 15 F2 BAINBOROUGH / RUDLAND

Baker F2 SUZUKI -

IDEAL LAP TIME : 2:13.200 BEST LAP TIME : 2:13.295 DIFFERENCE : 0.095

LAP	SECTOR 1	SECTOR 2	LAP TIME	MPH	DIFF	TIME OF DAY
1 -		45.145	2:21.340	75.61	8.045	15:08:31.742
2 -	1:28.769	***44.758***	2:13.527 **(3)**	80.04	0.232	15:10:45.269
3 -	***1:28.442***	45.012	2:13.454 **(2)**	80.08	0.159	15:12:58.723
4 -	1:28.503	44.792	***2:13.295*** **(1)**	***80.18***		***15:15:12.018***
5 -	1:28.748	45.105	2:13.853	79.84	0.558	15:17:25.871
6 -	1:29.746	45.311	2:15.057	79.13	1.762	15:19:40.928

P4 9 F1 G. FAIRHURST / M. FAIRHURST

- Image in Vinyl

IDEAL LAP TIME : 2:17.966 BEST LAP TIME : 2:19.246 DIFFERENCE : 1.280

LAP	SECTOR 1	SECTOR 2	LAP TIME	MPH	DIFF	TIME OF DAY
1 -		***45.918***	2:24.433	74.00	5.187	15:08:34.835
2 -	***1:32.048***	47.198	***2:19.246*** **(1)**	***76.75***		***15:10:54.081***
3 -	1:33.642	58.388	2:32.030	70.30	12.784	15:13:26.111
4 -	1:36.068	49.630	2:25.698 **(3)**	73.35	6.452	15:15:51.809
5 -	1:35.211	47.607	2:22.818 **(2)**	74.83	3.572	15:18:14.627

P5 167 F1 PETTMAN / WEBB

Baker 1000 YAMAHA - Wesso Racing

IDEAL LAP TIME : 2:31.067 BEST LAP TIME : 2:31.151 DIFFERENCE : 0.084

LAP	SECTOR 1	SECTOR 2	LAP TIME	MPH	DIFF	TIME OF DAY
1 -		52.391	2:39.645	66.94	8.494	15:08:50.047
2 -	1:41.971	52.233	2:34.204	69.31	3.053	15:11:24.251
3 -	1:40.235	***50.916***	***2:31.151*** **(1)**	***70.71***		***15:13:55.402***
4 -	1:40.535	51.459	2:31.994 **(3)**	70.31	0.843	15:16:27.396
5 -	***1:40.151***	51.144	2:31.295 **(2)**	70.64	0.144	15:18:58.691

P6 19 F1 PEACH / EDWARDS

LCR YAMAHA 600 - Lifesafety Motorsport

IDEAL LAP TIME : 2:40.778 BEST LAP TIME : 2:44.274 DIFFERENCE : 3.496

LAP	SECTOR 1	SECTOR 2	LAP TIME	MPH	DIFF	TIME OF DAY
1 -		***52.465***	2:43.723	65.28		15:08:54.125
2 -	1:50.204	55.304	2:45.508 **(2)**	64.57	1.234	15:11:39.633
3 -	***1:48.313***	55.961	***2:44.274*** **(1)**	***65.06***		***15:14:23.907***
4 -	1:50.927	55.372	2:46.299 **(3)**	64.27	2.025	15:17:10.206
5 -	1:52.303	58.884	2:51.187	62.43	6.913	15:20:01.393

Weather / Track : Bright / Dry

Snetterton 300: 2.9689 miles

Date: 28/06/2026 Start: 15:06 Finish: 15:18

BMCRC - MRO Championships - Rnd 5 @ Snetterton 300

BMCRC F1 & F2 Sidecars

RACE 13 - SECTOR ANALYSIS

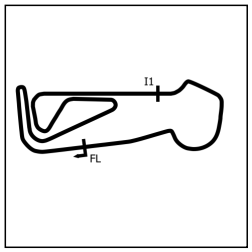

SECTOR 1 = FL to I1, SECTOR 2 = I1 to FL, DIFF = Difference To Personal Best Lap, P = Crossed Finish Line in Pit Lane, D = Time Disallowed

P7 24 F2 MCCAIN / OLDROYD GP-F2 YAMAHA - Handcrafted Joints

IDEAL LAP TIME : 2:11.139 BEST LAP TIME : 2:11.621 DIFFERENCE : 0.482

LAP	SECTOR 1	SECTOR 2	LAP TIME		MPH	DIFF	TIME OF DAY
1 -		44.232	2:20.513		76.06	8.892	15:08:30.915
2 -	1:27.521	44.191	2:11.712	**(3)**	81.14	0.091	15:10:42.627
3 -	1:27.621	44.017	2:11.638	**(2)**	81.19	0.017	15:12:54.265
4 -	1:28.106	***43.799***	2:11.905		81.02	0.284	15:15:06.170
5 -	***1:27.340***	44.281	***2:11.621***	**(1)**	***81.20***		***15:17:17.791***
6 -	1:29.509	44.167	2:13.676		79.95	2.055	15:19:31.467

P8 60 F1 HOLLAND / STEVENS - WPS Racing

IDEAL LAP TIME : 2:05.133 BEST LAP TIME : 2:05.133 DIFFERENCE : 0.000

LAP	SECTOR 1	SECTOR 2	LAP TIME		MPH	DIFF	TIME OF DAY
1 -		43.312	2:17.765		77.58	12.632	15:08:28.167
2 -	1:25.153	42.013	2:07.166	**(3)**	84.04	2.033	15:10:35.333
3 -	1:23.685	***41.631***	2:05.316	**(2)**	85.28	0.183	15:12:40.649
4 -	***1:23.502***	***41.631***	***2:05.133***	**(1)**	***85.41***		***15:14:45.782***
5 -	1:24.878						

BMCRC - MRO Championships - Rnd 5 @ Snetterton 300

BMCRC F1 & F2 Sidecars

RACE 13 - BEST SECTORS

	SECTOR 1		SECTOR 2	
POS	NO	TIME	NO	TIME
1	**60**	**1:23.502**	**11**	**41.440**
2	**11**	**1:24.238**	**60**	**41.631**
3	**8**	**1:26.286**	**8**	**42.242**
4	**24**	**1:27.340**	**24**	**43.799**
5	**15**	**1:28.442**	**15**	**44.758**
6	**9**	**1:32.048**	**9**	**45.918**
7	**167**	**1:40.151**	**167**	**50.916**
8	**19**	**1:48.313**	**19**	**52.465**

IDEAL / BEST COMPARISON

POS	NO	NAME	IDEAL	BEST	DIFF
		PERFECT LAP	**2:04.942**		
1	**60**	HOLLAND / STEVENS	2:05.133	2:05.133	**0.000**
2	**11**	GILBERT / WINFIELD	2:05.678	2:06.144	**0.466**
3	**8**	ILARIA / SAUNDERS	2:08.528	2:08.668	**0.140**
4	**24**	MCCAIN / OLDROYD	2:11.139	2:11.621	**0.482**
5	**15**	BAINBOROUGH / RUDLAND	2:13.200	2:13.295	**0.095**
6	**9**	G. FAIRHURST / M. FAIRHURST	2:17.966	2:19.246	**1.280**
7	**167**	PETTMAN / WEBB	2:31.067	2:31.151	**0.084**
8	**19**	PEACH / EDWARDS	2:40.778	2:44.274	**3.496**

Weather / Track : Bright / Dry

Snetterton 300: 2.9689 miles
Date: 28/06/2026 Start: 15:06 Finish: 15:18

Results can be found at www.tsl-timing.com

Printed - 15:24 Sunday, 28 June 2026

BMCRC - MRO Championships - Rnd 5 @ Snetterton 300

BMCRC F1 & F2 Sidecars

RACE 13 - STATISTICS

Competitors Started	8
Planned Start	2026-06-28 @ 14:50:00.000
Actual Start	2026-06-28 @ 15:06:10.401
Finish Time	2026-06-28 @ 15:18:14.626
Track Length	2.9689mi.
Total Laps	43
Total Distance Covered	127.6631mi.

Session Fastest Lap History

NO	CL	NAME	LAP TIME	TIME OF DAY	LAP	VEHICLE
11	F1	**GILBERT / WINFIELD**	**2:06.265**	15:10:28.634	2	Ryde 1000
60	F1	**HOLLAND / STEVENS**	**2:05.316**	15:12:40.649	3	
60	F1	**HOLLAND / STEVENS**	**2:05.133**	15:14:45.782	4	

Session Leader History

NO	CL	NAME	FROM LAP	LAPS LED	DISTANCE	VEHICLE
11	F1	**GILBERT / WINFIELD**	1	6	17.81 miles	Ryde 1000

Flag History

TYPE	TIME OF DAY
GREEN	15:06:10.401
FINISH	15:18:14.626

Flag Statistics

TYPE	COUNT	TOTAL LAPS	TOTAL TIME
Green	1	6	16:24.695
Red	0	0	0.000
Safety Car	0	0	0.000
FCY	0	0	0.000

BMCRC - MRO Championships - Rnd 5 @ Snetterton 300

BMCRC F1 & F2 Sidecars

RACE 13 - STATISTICS

CLASS : F1

5 Starters

Fastest Lap History

NO	NAME	LAP TIME	TIME OF DAY	LAP	VEHICLE
11	**GILBERT / WINFIELD**	**2:06.265**	15:10:28.634	2	Ryde 1000
60	**HOLLAND / STEVENS**	**2:05.316**	15:12:40.649	3	
60	**HOLLAND / STEVENS**	**2:05.133**	15:14:45.782	4	

Leader History

NO	NAME	FROM LAP	LAPS LED	DISTANCE	VEHICLE
11	**GILBERT / WINFIELD**	1	6	17.81 miles	Ryde 1000

BMCRC - MRO Championships - Rnd 5 @ Snetterton 300

BMCRC F1 & F2 Sidecars

RACE 13 - STATISTICS

CLASS : F2

3 Starters

Fastest Lap History

NO	NAME	LAP TIME	TIME OF DAY	LAP	VEHICLE
8	**ILARIA / SAUNDERS**	**2:09.618**	15:10:37.455	2	Christie Engineering 600
8	**ILARIA / SAUNDERS**	**2:09.607**	15:14:57.174	4	Christie Engineering 600
8	**ILARIA / SAUNDERS**	**2:09.397**	15:17:06.571	5	Christie Engineering 600
8	**ILARIA / SAUNDERS**	**2:08.668**	15:19:15.239	6	Christie Engineering 600

Leader History

NO	NAME	FROM LAP	LAPS LED	DISTANCE	VEHICLE
8	**ILARIA / SAUNDERS**	1	6	17.81 miles	Christie Engineering 600

Weather / Track : Bright / Dry

Snetterton 300: 2.9689 miles
Date: 28/06/2026 Start: 15:06 Finish: 15:18



SF PARTS & AUSTIN JACOBS THUNDERBIKE 500

BMCRC-MRO Championships – Round 5

Snetterton 300

27th / 28th June 2026

Timing & Results Provided by Timing Solutions Ltd

www.tsl-timing.com

Snetterton 300 Circuit

Norwich, Norfolk, UK

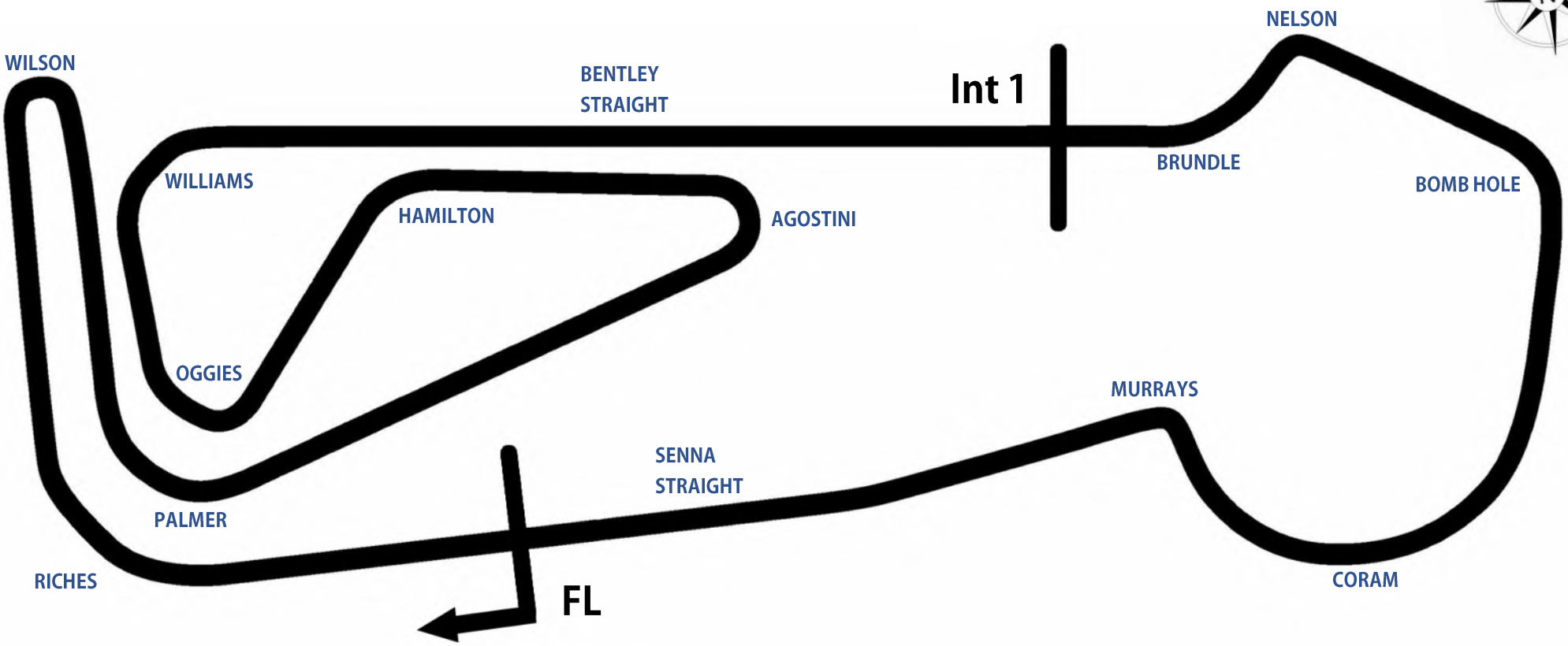

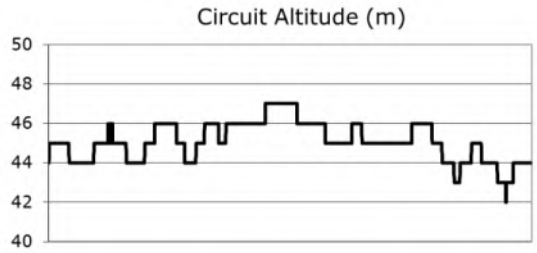

Length	2.9689 miles | 4.778 km | 4778.0 m		
FL		52.46340 N	0.94476 E
Int 1	3198m	52.46617 N	0.94964 E
Pit Entry	4572m	52.46364 N	0.94774 E
Pit Exit	40m after FL	52.46338 N	0.94420 E
Pit Entry - Pit Exit	246m, 17.7S @ 50kph, 14.7s @ 60kph		

Results & Live Timing available at – www.tsl-timing.com

Updated - 14/03/2024 14:52

BMCRC - MRO Championships - Rnd 5 @ Snetterton 300

Thunderbike 500

QUALIFYING - CLASSIFICATION

POS	NO	CL	PIC	NAME	ENTRY	TIME	ON	LAPS	GAP	DIFF	MPH
1	**34**	C1	1	**Aaron SILVESTER**	Honda CB500 - A & J Racing	**2:15.167**	4	4			79.07
2	**43**	C2	1	**Max SILVESTER**	Honda CB500 - SRT Supplies	**2:17.950**	4	4	**2.783**	2.783	77.47
3	**62**	C3	1	**Max MACRAE**	Honda CB500 - MacRae Racing	**2:19.199**	4	4	**4.032**	1.249	76.78
4	**66**	C1	2	**Benjamin ROUND**	Honda CB500 -	**2:21.945**	4	4	**6.778**	2.746	75.29
5	**16**	C2	2	**Luke MACRAE**	Honda CB500 - Helmet City Northlands Fencing	**2:22.083**	4	4	**6.916**	0.138	75.22
6	**75**	C2	3	**Peter WOODALL**	Honda CB500 - RevdCoin	**2:24.233**	4	4	**9.066**	2.150	74.10
7	**90**	C1	3	**Alexander MANN**	Honda CB500 - HS RACING	**2:25.998**	4	4	**10.831**	1.765	73.20
8	**30**	C3	2	**Jordan BUTLER (R)**	Honda CB500 - JB Racing with Double D Graphics	**2:26.463**	4	4	**11.296**	0.465	72.97
9	**26**	C3	3	**Colt DWYER**	Honda CB500 - Regal Aluminium	**2:27.710**	4	4	**12.543**	1.247	72.35
10	**76**	C3	4	**Ian CARTER**	Honda CB500 - ATO Racing + Moyes investments	**2:28.041**	4	4	**12.874**	0.331	72.19
11	**23**	C1	4	**Adrian KERSHAW**	Honda CB500 - ADK Racing	**2:28.375**	4	4	**13.208**	0.334	72.03
12	**7**	C2	4	**Shaun O'HARA**	Honda CB500 - Advanced Vehicle Alarms	**2:28.550**	4	4	**13.383**	0.175	71.94
13	**82**	C3	5	**Jack WOLFF**	Honda CB500 -	**2:29.679**	4	4	**14.512**	1.129	71.40
14	**25**	C1	5	**Dylan JORDAN (R)**	Honda CB500 - Delta T Racing	**2:29.956**	4	4	**14.789**	0.277	71.27
15	**59**	C3	6	**Calvin GRIMES**	Honda CB500 - Colorcote, Lustre Coatings, Frostbite S	**2:30.011**	4	4	**14.844**	0.055	71.24
16	**80**	C1	6	**Rachel STACEY**	Honda CB500 - ATO Racing	**2:30.104**	4	4	**14.937**	0.093	71.20
17	**116**	C1	7	**Owen WILKINSON**	Honda CB500 -	**2:31.331**	4	4	**16.164**	1.227	70.62
18	**11**	C1	8	**Mark OSBORNE**	Honda CB500 - PAL driving school	**2:31.455**	1	1	**16.288**	0.124	70.56
19	**56**	C2	5	**John HAMILTON**	Honda CB500 - Clem Fandango Racing	**2:33.057**	4	4	**17.890**	1.602	69.83
20	**155**	C1	9	**Paul ADAMS (R)**	Honda CB500 - Adams Motor Repairs Ltd	**2:35.028**	4	4	**19.861**	1.971	68.94
21	**42**	C3	7	**Gary ADORJAN**	Honda CB500 - Hippo Racing	**2:36.495**	4	4	**21.328**	1.467	68.29
22	**17**	C3	8	**Aaron HARRIS (R)**	Honda CB500 -	**2:36.554**	4	4	**21.387**	0.059	68.27
23	**172**	C3	9	**Bobby CAMPBELL**	Honda CB500 - RAF Motorsports	**2:37.102**	4	4	**21.935**	0.548	68.03
24	**57**	C2	6	**Dan PERKINS (R)**	Honda CB500 -	**2:38.070**	4	4	**22.903**	0.968	67.61
25	**425**	C3	10	**Jonathan CARPENTER (R)**	Honda CB500 - Morgan Price International Healthcare l	**2:42.798**	4	4	**27.631**	4.728	65.65
26	**909**	C3	11	**Steven SMITH (R)**	Honda CB500 -	**2:43.043**	4	4	**27.876**	0.245	65.55

Weather / Track : Bright / Drying
These results are provisional until the conclusion of any judicial and technical matters.

Date: 27/06/2026 Start: 09:16 Finish: 09:27
Snetterton 300: 2.9689 miles

Clerk Of Course: Caroline Patterson / Tony MacBride	Timekeeper: Craig Smith	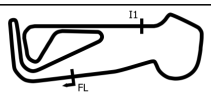

Results can be found at www.tsl-timing.com

Printed - 09:30 Saturday, 27 June 2026

BMCRC - MRO Championships - Rnd 5 @ Snetterton 300

Thunderbike 500

QUALIFYING - SECTOR ANALYSIS

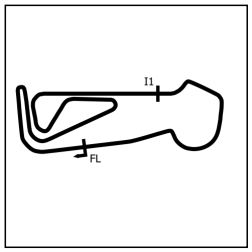

SECTOR 1 = FL to I1, SECTOR 2 = I1 to FL, DIFF = Difference To Personal Best Lap, P = Crossed Finish Line in Pit Lane, D = Time Disallowed

P1 34 C1 Aaron SILVESTER — Honda CB500 - A & J Racing

IDEAL LAP TIME : 2:15.167 BEST LAP TIME : 2:15.167 DIFFERENCE : 0.000

LAP	SECTOR 1	SECTOR 2	LAP TIME	MPH	DIFF	TIME OF DAY
1 -	1:39.337	48.344	2:27.681 **(2)**	72.37	12.514	09:18:52.288
2 -	1:34.786	IN PIT	4:42.144 **P**	37.88	2:26.977	09:23:34.432
3 -	OUTLAP	45.522	2:20.726	75.94	5.559	09:25:55.158
4 -	***1:30.470***	***44.697***	***2:15.167*** **(1)**	***79.07***		***09:28:10.325***

P2 43 C2 Max SILVESTER — Honda CB500 - SRT Supplies

IDEAL LAP TIME : 2:17.950 BEST LAP TIME : 2:17.950 DIFFERENCE : 0.000

LAP	SECTOR 1	SECTOR 2	LAP TIME	MPH	DIFF	TIME OF DAY
1 -	1:37.510	50.323	2:27.833 **(2)**	72.29	9.883	09:18:52.273
2 -	1:36.052	IN PIT	4:42.342 **P**	37.85	2:24.392	09:23:34.615
3 -	OUTLAP	46.542	2:22.780	74.85	4.830	09:25:57.395
4 -	***1:31.928***	***46.022***	***2:17.950*** **(1)**	***77.47***		***09:28:15.345***

P3 62 C3 Max MACRAE — Honda CB500 - MacRae Racing

IDEAL LAP TIME : 2:19.016 BEST LAP TIME : 2:19.199 DIFFERENCE : 0.183

LAP	SECTOR 1	SECTOR 2	LAP TIME	MPH	DIFF	TIME OF DAY
1 -	1:40.419	50.012	2:30.431 **(2)**	71.04	11.232	09:18:50.800
2 -	1:34.864	IN PIT	4:43.096 **P**	37.75	2:23.897	09:23:33.896
3 -	OUTLAP	***46.240***	2:22.818	74.83	3.619	09:25:56.714
4 -	***1:32.776***	46.423	***2:19.199*** **(1)**	***76.78***		***09:28:15.913***

P4 66 C1 Benjamin ROUND — Honda CB500 -

IDEAL LAP TIME : 2:21.945 BEST LAP TIME : 2:21.945 DIFFERENCE : 0.000

LAP	SECTOR 1	SECTOR 2	LAP TIME	MPH	DIFF	TIME OF DAY
1 -	1:40.203	49.981	2:30.184 **(2)**	71.16	8.239	09:18:50.915
2 -	1:35.013	IN PIT	4:44.045 **P**	37.62	2:22.100	09:23:34.960
3 -	OUTLAP	49.699	2:32.170	70.23	10.225	09:26:07.130
4 -	***1:34.378***	***47.567***	***2:21.945*** **(1)**	***75.29***		***09:28:29.075***

P5 16 C2 Luke MACRAE — Honda CB500 - Helmet City Northlands Fencing

IDEAL LAP TIME : 2:21.207 BEST LAP TIME : 2:22.083 DIFFERENCE : 0.876

LAP	SECTOR 1	SECTOR 2	LAP TIME	MPH	DIFF	TIME OF DAY
1 -	1:45.229	52.122	2:37.351 **(2)**	67.92	15.268	09:19:06.950
2 -	1:39.377	IN PIT	4:27.118 **P**	40.01	2:05.035	09:23:34.068
3 -	OUTLAP	***46.756***	2:23.519	74.47	1.436	09:25:57.587
4 -	***1:34.451***	47.632	***2:22.083*** **(1)**	***75.22***		***09:28:19.670***

P6 75 C2 Peter WOODALL — Honda CB500 - RevdCoin

IDEAL LAP TIME : 2:24.233 BEST LAP TIME : 2:24.233 DIFFERENCE : 0.000

LAP	SECTOR 1	SECTOR 2	LAP TIME	MPH	DIFF	TIME OF DAY
1 -	1:47.377	55.560	2:42.937 **(2)**	65.59	18.704	09:19:11.346
2 -	1:42.015	IN PIT	4:31.059 **P**	39.43	2:06.826	09:23:42.405
3 -	OUTLAP	51.471	2:35.602	68.68	11.369	09:26:18.007
4 -	***1:36.282***	***47.951***	***2:24.233*** **(1)**	***74.10***		***09:28:42.240***

P7 90 C1 Alexander MANN — Honda CB500 - HS RACING

IDEAL LAP TIME : 2:25.998 BEST LAP TIME : 2:25.998 DIFFERENCE : 0.000

LAP	SECTOR 1	SECTOR 2	LAP TIME	MPH	DIFF	TIME OF DAY
1 -	1:47.903	54.334	2:42.237 **(2)**	65.87	16.239	09:19:11.464
2 -	1:41.251	IN PIT	4:30.544 **P**	39.50	2:04.546	09:23:42.008
3 -	OUTLAP	50.771	2:34.068	69.37	8.070	09:26:16.076
4 -	***1:37.079***	***48.919***	***2:25.998*** **(1)**	***73.20***		***09:28:42.074***

Weather / Track : Bright / Drying

Snetterton 300: 2.9689 miles
Date: 27/06/2026 Start: 09:16 Finish: 09:27

BMCRC - MRO Championships - Rnd 5 @ Snetterton 300

Thunderbike 500

QUALIFYING - SECTOR ANALYSIS

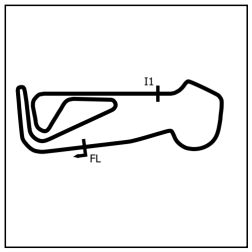

SECTOR 1 = FL to I1, SECTOR 2 = I1 to FL, DIFF = Difference To Personal Best Lap, P = Crossed Finish Line in Pit Lane, D = Time Disallowed

P8 30 C3 Jordan BUTLER (R) — Honda CB500 - JB Racing with Double D Graphics

IDEAL LAP TIME : 2:26.463 BEST LAP TIME : 2:26.463 DIFFERENCE : 0.000

LAP	SECTOR 1	SECTOR 2	LAP TIME		MPH	DIFF	TIME OF DAY
1 -	1:43.896	52.236	2:36.132	(2)	68.45	9.669	09:19:02.468
2 -	1:38.749	IN PIT	4:33.858	P	39.02	2:07.395	09:23:36.326
3 -	OUTLAP	51.096	2:36.248		68.40	9.785	09:26:12.574
4 -	***1:37.447***	***49.016***	***2:26.463***	**(1)**	***72.97***		***09:28:39.037***

P9 26 C3 Colt DWYER — Honda CB500 - Regal Aluminium

IDEAL LAP TIME : 2:27.710 BEST LAP TIME : 2:27.710 DIFFERENCE : 0.000

LAP	SECTOR 1	SECTOR 2	LAP TIME		MPH	DIFF	TIME OF DAY
1 -	1:48.654	55.311	2:43.965	(2)	65.18	16.255	09:19:10.370
2 -	1:40.498	IN PIT	4:29.997	P	39.58	2:02.287	09:23:40.367
3 -	OUTLAP	52.004	2:35.756		68.62	8.046	09:26:16.123
4 -	***1:39.058***	***48.652***	***2:27.710***	**(1)**	***72.35***		***09:28:43.833***

P10 76 C3 Ian CARTER — Honda CB500 - ATO Racing + Moyes investments

IDEAL LAP TIME : 2:28.041 BEST LAP TIME : 2:28.041 DIFFERENCE : 0.000

LAP	SECTOR 1	SECTOR 2	LAP TIME		MPH	DIFF	TIME OF DAY
1 -	1:47.498	54.621	2:42.119	(2)	65.92	14.078	09:19:06.937
2 -		IN PIT	4:32.433	P	39.23	2:04.392	09:23:39.370
3 -	OUTLAP	52.575	2:38.568		67.40	10.527	09:26:17.938
4 -	***1:38.500***	***49.541***	***2:28.041***	**(1)**	***72.19***		***09:28:45.979***

P11 23 C1 Adrian KERSHAW — Honda CB500 - ADK Racing

IDEAL LAP TIME : 2:28.375 BEST LAP TIME : 2:28.375 DIFFERENCE : 0.000

LAP	SECTOR 1	SECTOR 2	LAP TIME		MPH	DIFF	TIME OF DAY
1 -	1:47.989	54.062	2:42.051	(2)	65.95	13.676	09:20:21.558
2 -	2:15.978	IN PIT	3:56.169	P	45.25	1:27.794	09:24:17.727
3 -	OUTLAP	51.532	2:35.773		68.61	7.398	09:26:53.500
4 -	***1:38.976***	***49.399***	***2:28.375***	**(1)**	***72.03***		***09:29:21.875***

P12 7 C2 Shaun O'HARA — Honda CB500 - Advanced Vehicle Alarms

IDEAL LAP TIME : 2:28.283 BEST LAP TIME : 2:28.550 DIFFERENCE : 0.267

LAP	SECTOR 1	SECTOR 2	LAP TIME		MPH	DIFF	TIME OF DAY
1 -	1:41.845	50.384	2:32.229	(2)	70.21	3.679	09:18:55.097
2 -	1:39.811	IN PIT	4:40.455	P	38.10	2:11.905	09:23:35.552
3 -	OUTLAP	***49.594***	2:30.138		71.18	1.588	09:26:05.690
4 -	***1:38.689***	49.861	***2:28.550***	**(1)**	***71.94***		***09:28:34.240***

P13 82 C3 Jack WOLFF — Honda CB500 -

IDEAL LAP TIME : 2:29.679 BEST LAP TIME : 2:29.679 DIFFERENCE : 0.000

LAP	SECTOR 1	SECTOR 2	LAP TIME		MPH	DIFF	TIME OF DAY
1 -	1:47.977	54.707	2:42.684	(2)	65.69	13.005	09:19:09.730
2 -	1:42.897	IN PIT	4:31.158	P	39.41	2:01.479	09:23:40.888
3 -	OUTLAP	52.430	2:37.250		67.96	7.571	09:26:18.138
4 -	***1:39.237***	***50.442***	***2:29.679***	**(1)**	***71.40***		***09:28:47.817***

P14 25 C1 Dylan JORDAN (R) — Honda CB500 - Delta T Racing

IDEAL LAP TIME : 2:29.956 BEST LAP TIME : 2:29.956 DIFFERENCE : 0.000

LAP	SECTOR 1	SECTOR 2	LAP TIME		MPH	DIFF	TIME OF DAY
1 -	1:49.567	54.145	2:43.712	(2)	65.28	13.756	09:19:12.966
2 -	1:43.517	IN PIT	4:28.450	P	39.81	1:58.494	09:23:41.416
3 -	OUTLAP	51.883	2:39.697		66.92	9.741	09:26:21.113
4 -	***1:39.552***	***50.404***	***2:29.956***	**(1)**	***71.27***		***09:28:51.069***

Weather / Track : Bright / Drying

Snetterton 300: 2.9689 miles
Date: 27/06/2026 Start: 09:16 Finish: 09:27

BMCRC - MRO Championships - Rnd 5 @ Snetterton 300

Thunderbike 500

QUALIFYING - SECTOR ANALYSIS

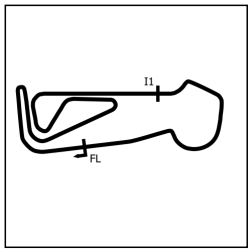

SECTOR 1 = FL to I1, SECTOR 2 = I1 to FL, DIFF = Difference To Personal Best Lap, P = Crossed Finish Line in Pit Lane, D = Time Disallowed

P15 59 C3 Calvin GRIMES — Honda CB500 - Colorcote, Lustre Coatings, Frostbite Services

IDEAL LAP TIME : 2:30.011 BEST LAP TIME : 2:30.011 DIFFERENCE : 0.000

LAP	SECTOR 1	SECTOR 2	LAP TIME		MPH	DIFF	TIME OF DAY
1 -	1:42.368	50.885	2:33.253	(2)	69.74	3.242	09:18:57.684
2 -	1:40.480	IN PIT	4:38.245	P	38.41	2:08.234	09:23:35.929
3 -	OUTLAP	50.285	2:34.315		69.26	4.304	09:26:10.244
4 -	***1:39.859***	***50.152***	***2:30.011***	***(1)***	***71.24***		***09:28:40.255***

P16 80 C1 Rachel STACEY — Honda CB500 - ATO Racing

IDEAL LAP TIME : 2:30.104 BEST LAP TIME : 2:30.104 DIFFERENCE : 0.000

LAP	SECTOR 1	SECTOR 2	LAP TIME		MPH	DIFF	TIME OF DAY
1 -	1:46.822	52.447	2:39.269	(2)	67.10	9.165	09:19:06.892
2 -	1:42.811	IN PIT	4:33.211	P	39.12	2:03.107	09:23:40.103
3 -	OUTLAP	51.225	2:39.948		66.82	9.844	09:26:20.051
4 -	***1:40.025***	***50.079***	***2:30.104***	***(1)***	***71.20***		***09:28:50.155***

P17 116 C1 Owen WILKINSON — Honda CB500 -

IDEAL LAP TIME : 2:31.331 BEST LAP TIME : 2:31.331 DIFFERENCE : 0.000

LAP	SECTOR 1	SECTOR 2	LAP TIME		MPH	DIFF	TIME OF DAY
1 -	1:47.383	56.423	2:43.806	(2)	65.24	12.475	09:19:10.598
2 -	1:44.713	IN PIT	4:26.189	P	40.15	1:54.858	09:23:36.787
3 -	OUTLAP	54.793	2:38.589		67.39	7.258	09:26:15.376
4 -	***1:40.590***	***50.741***	***2:31.331***	***(1)***	***70.62***		***09:28:46.707***

P18 11 C1 Mark OSBORNE — Honda CB500 - PAL driving school

IDEAL LAP TIME : 2:31.455 BEST LAP TIME : 2:31.455 DIFFERENCE : 0.000

LAP	SECTOR 1	SECTOR 2	LAP TIME		MPH	DIFF	TIME OF DAY
1 -	***1:40.650***	***50.805***	***2:31.455***	***(1)***	***70.56***		***09:18:53.036***

P19 56 C2 John HAMILTON — Honda CB500 - Clem Fandango Racing

IDEAL LAP TIME : 2:33.057 BEST LAP TIME : 2:33.057 DIFFERENCE : 0.000

LAP	SECTOR 1	SECTOR 2	LAP TIME		MPH	DIFF	TIME OF DAY
1 -	1:49.777	56.794	2:46.571	(2)	64.16	13.514	09:19:12.924
2 -	1:44.369	IN PIT	4:27.488	P	39.95	1:54.431	09:23:40.412
3 -	OUTLAP	52.034	2:40.542		66.57	7.485	09:26:20.954
4 -	***1:41.308***	***51.749***	***2:33.057***	***(1)***	***69.83***		***09:28:54.011***

P20 155 C1 Paul ADAMS (R) — Honda CB500 - Adams Motor Repairs Ltd

IDEAL LAP TIME : 2:32.884 BEST LAP TIME : 2:35.028 DIFFERENCE : 2.144

LAP	SECTOR 1	SECTOR 2	LAP TIME		MPH	DIFF	TIME OF DAY
1 -	1:51.229	55.074	2:46.303	(2)	64.26	11.275	09:19:17.295
2 -	1:44.620	IN PIT	4:24.441	P	40.41	1:49.413	09:23:41.736
3 -	OUTLAP	***51.865***	2:36.886		68.12	1.858	09:26:18.622
4 -	***1:41.019***	54.009	***2:35.028***	***(1)***	***68.94***		***09:28:53.650***

P21 42 C3 Gary ADORJAN — Honda CB500 - Hippo Racing

IDEAL LAP TIME : 2:36.495 BEST LAP TIME : 2:36.495 DIFFERENCE : 0.000

LAP	SECTOR 1	SECTOR 2	LAP TIME		MPH	DIFF	TIME OF DAY
1 -	1:55.551	57.092	2:52.643	(2)	61.90	16.148	09:19:20.657
2 -	2:00.091	IN PIT	4:22.189	P	40.76	1:45.694	09:23:42.846
3 -	OUTLAP	54.928	2:46.735		64.10	10.240	09:26:29.581
4 -	***1:44.211***	***52.284***	***2:36.495***	***(1)***	***68.29***		***09:29:06.076***

BMCRC - MRO Championships - Rnd 5 @ Snetterton 300

Thunderbike 500

QUALIFYING - SECTOR ANALYSIS

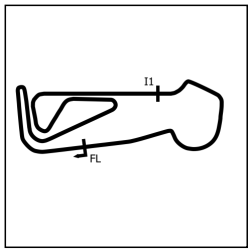

SECTOR 1 = FL to I1, SECTOR 2 = I1 to FL, DIFF = Difference To Personal Best Lap, P = Crossed Finish Line in Pit Lane, D = Time Disallowed

P22 17 C3 Aaron HARRIS (R) Honda CB500 -

IDEAL LAP TIME : 2:36.292 BEST LAP TIME : 2:36.554 DIFFERENCE : 0.262

LAP	SECTOR 1	SECTOR 2	LAP TIME		MPH	DIFF	TIME OF DAY
1 -	1:51.089	53.961	2:45.050	(2)	64.75	8.496	09:19:14.246
2 -	1:44.318	IN PIT	5:06.681	P	34.85	2:30.127	09:24:20.927
3 -	OUTLAP	***52.290***	2:40.665		66.52	4.111	09:27:01.592
4 -	***1:44.002***	52.552	***2:36.554***	**(1)**	***68.27***		***09:29:38.146***

P23 172 C3 Bobby CAMPBELL Honda CB500 - RAF Motorsports

IDEAL LAP TIME : 2:37.102 BEST LAP TIME : 2:37.102 DIFFERENCE : 0.000

LAP	SECTOR 1	SECTOR 2	LAP TIME		MPH	DIFF	TIME OF DAY
1 -	1:53.649	56.440	2:50.089	(2)	62.83	12.987	09:19:21.921
2 -	2:01.014	IN PIT	4:22.176	P	40.76	1:45.074	09:23:44.097
3 -	OUTLAP	54.199	2:45.993		64.38	8.891	09:26:30.090
4 -	***1:45.242***	***51.860***	***2:37.102***	**(1)**	***68.03***		***09:29:07.192***

P24 57 C2 Dan PERKINS (R) Honda CB500 -

IDEAL LAP TIME : 2:38.070 BEST LAP TIME : 2:38.070 DIFFERENCE : 0.000

LAP	SECTOR 1	SECTOR 2	LAP TIME		MPH	DIFF	TIME OF DAY
1 -	1:54.553	55.605	2:50.158	(2)	62.81	12.088	09:19:23.678
2 -	1:58.799	IN PIT	4:22.100	P	40.77	1:44.030	09:23:45.778
3 -	OUTLAP	53.836	2:48.309		63.50	10.239	09:26:34.087
4 -	***1:45.203***	***52.867***	***2:38.070***	**(1)**	***67.61***		***09:29:12.157***

P25 425 C3 Jonathan CARPENTER (R) Honda CB500 - Morgan Price International Healthcare Ltd

IDEAL LAP TIME : 2:42.798 BEST LAP TIME : 2:42.798 DIFFERENCE : 0.000

LAP	SECTOR 1	SECTOR 2	LAP TIME		MPH	DIFF	TIME OF DAY
1 -	1:57.150	57.021	2:54.171	(2)	61.36	11.373	09:19:21.486
2 -	1:59.612	IN PIT	4:23.516	P	40.55	1:40.718	09:23:45.002
3 -	OUTLAP	54.557	2:47.167		63.93	4.369	09:26:32.169
4 -	***1:49.139***	***53.659***	***2:42.798***	**(1)**	***65.65***		***09:29:14.967***

P26 909 C3 Steven SMITH (R) Honda CB500 -

IDEAL LAP TIME : 2:43.043 BEST LAP TIME : 2:43.043 DIFFERENCE : 0.000

LAP	SECTOR 1	SECTOR 2	LAP TIME		MPH	DIFF	TIME OF DAY
1 -	OUTLAP	58.171	2:58.529		59.86	15.486	09:20:05.430
2 -	2:26.409	IN PIT	4:01.205	P	44.31	1:18.162	09:24:06.635
3 -	OUTLAP	56.395	2:50.922		62.53	7.879	09:26:57.557
4 -	***1:48.406***	***54.637***	***2:43.043***	**(1)**	***65.55***		***09:29:40.600***

BMCRC - MRO Championships - Rnd 5 @ Snetterton 300

Thunderbike 500

QUALIFYING - BEST SECTORS

	SECTOR 1		SECTOR 2	
POS	NO	TIME	NO	TIME
1	**34**	**1:30.470**	**34**	**44.697**
2	**43**	**1:31.928**	**43**	**46.022**
3	**62**	**1:32.776**	**62**	**46.240**
4	**66**	**1:34.378**	**16**	**46.756**
5	**16**	**1:34.451**	**66**	**47.567**
6	**75**	**1:36.282**	**75**	**47.951**
7	**90**	**1:37.079**	**26**	**48.652**
8	**30**	**1:37.447**	**90**	**48.919**
9	**76**	**1:38.500**	**30**	**49.016**
10	**7**	**1:38.689**	**23**	**49.399**
11	**23**	**1:38.976**	**76**	**49.541**
12	**26**	**1:39.058**	**7**	**49.594**
13	**82**	**1:39.237**	**80**	**50.079**
14	**25**	**1:39.552**	**59**	**50.152**
15	**59**	**1:39.859**	**25**	**50.404**
16	**80**	**1:40.025**	**82**	**50.442**
17	**116**	**1:40.590**	**116**	**50.741**
18	**11**	**1:40.650**	**11**	**50.805**
19	**155**	**1:41.019**	**56**	**51.749**
20	**56**	**1:41.308**	**172**	**51.860**
21	**17**	**1:44.002**	**155**	**51.865**
22	**42**	**1:44.211**	**42**	**52.284**
23	**57**	**1:45.203**	**17**	**52.290**
24	**172**	**1:45.242**	**57**	**52.867**
25	**909**	**1:48.406**	**425**	**53.659**
26	**425**	**1:49.139**	**909**	**54.637**

IDEAL / BEST COMPARISON

POS	NO	NAME	IDEAL	BEST	DIFF
		PERFECT LAP	**2:15.167**		
1	**34**	SILVESTER	2:15.167	2:15.167	**0.000**
2	**43**	SILVESTER	2:17.950	2:17.950	**0.000**
3	**62**	MACRAE	2:19.016	2:19.199	**0.183**
4	**16**	MACRAE	2:21.207	2:22.083	**0.876**
5	**66**	ROUND	2:21.945	2:21.945	**0.000**
6	**75**	WOODALL	2:24.233	2:24.233	**0.000**
7	**90**	MANN	2:25.998	2:25.998	**0.000**
8	**30**	BUTLER (R)	2:26.463	2:26.463	**0.000**
9	**26**	DWYER	2:27.710	2:27.710	**0.000**
10	**76**	CARTER	2:28.041	2:28.041	**0.000**
11	**7**	O'HARA	2:28.283	2:28.550	**0.267**
12	**23**	KERSHAW	2:28.375	2:28.375	**0.000**
13	**82**	WOLFF	2:29.679	2:29.679	**0.000**
14	**25**	JORDAN (R)	2:29.956	2:29.956	**0.000**
15	**59**	GRIMES	2:30.011	2:30.011	**0.000**
16	**80**	STACEY	2:30.104	2:30.104	**0.000**
17	**116**	WILKINSON	2:31.331	2:31.331	**0.000**
18	**11**	OSBORNE	2:31.455	2:31.455	**0.000**
19	**155**	ADAMS (R)	2:32.884	2:35.028	**2.144**
20	**56**	HAMILTON	2:33.057	2:33.057	**0.000**
21	**17**	HARRIS (R)	2:36.292	2:36.554	**0.262**
22	**42**	ADORJAN	2:36.495	2:36.495	**0.000**
23	**172**	CAMPBELL	2:37.102	2:37.102	**0.000**
24	**57**	PERKINS (R)	2:38.070	2:38.070	**0.000**
25	**425**	CARPENTER (R)	2:42.798	2:42.798	**0.000**
26	**909**	SMITH (R)	2:43.043	2:43.043	**0.000**

Weather / Track : Bright / Drying

Snetterton 300: 2.9689 miles
Date: 27/06/2026 Start: 09:16 Finish: 09:27

Results can be found at www.tsl-timing.com

Printed - 09:30 Saturday, 27 June 2026

BMCRC - MRO Championships - Rnd 5 @ Snetterton 300

Thunderbike 500

QUALIFYING - STATISTICS

Competitors Started	26
Planned Start	2026-06-27 @ 09:15:00.000
Actual Start	2026-06-27 @ 09:16:06.807
Finish Time	2026-06-27 @ 09:27:58.994
Track Length	2.9689mi.
Total Laps	101
Total Distance Covered	299.8600mi.

Session Fastest Lap History

NO	CL	NAME	LAP TIME	TIME OF DAY	LAP	VEHICLE
62	C3	**Max MACRAE**	**2:30.431**	09:18:50.800	1	Honda CB500
66	C1	**Benjamin ROUND**	**2:30.184**	09:18:50.915	1	Honda CB500
43	C2	**Max SILVESTER**	**2:27.833**	09:18:52.273	1	Honda CB500
34	C1	**Aaron SILVESTER**	**2:27.681**	09:18:52.288	1	Honda CB500
34	C1	**Aaron SILVESTER**	**2:15.167**	09:28:10.325	4	Honda CB500

Flag History

TYPE	TIME OF DAY
GREEN	09:16:06.807
RED	09:20:45.986
GREEN	09:23:30.920
FINISH	09:27:58.994

Flag Statistics

TYPE	COUNT	TOTAL LAPS	TOTAL TIME
Green	2	4	11:03.678
Red	1	0	2:44.933
Safety Car	0	0	0.000
FCY	0	0	0.000

BMCRC - MRO Championships - Rnd 5 @ Snetterton 300

Thunderbike 500

QUALIFYING - STATISTICS

CLASS : C1

9 Starters

Fastest Lap History

NO	NAME	LAP TIME	TIME OF DAY	LAP	VEHICLE
66	**Benjamin ROUND**	**2:30.184**	09:18:50.915	1	Honda CB500
34	**Aaron SILVESTER**	**2:27.681**	09:18:52.288	1	Honda CB500
34	**Aaron SILVESTER**	**2:15.167**	09:28:10.325	4	Honda CB500

BMCRC - MRO Championships - Rnd 5 @ Snetterton 300

Thunderbike 500

QUALIFYING - STATISTICS

CLASS : C2

6 Starters

Fastest Lap History

NO	NAME	LAP TIME	TIME OF DAY	LAP	VEHICLE
43	**Max SILVESTER**	**2:27.833**	09:18:52.273	1	Honda CB500
43	**Max SILVESTER**	**2:17.950**	09:28:15.345	4	Honda CB500

Weather / Track : Bright / Drying

Snetterton 300: 2.9689 miles
Date: 27/06/2026 Start: 09:16 Finish: 09:27

BMCRC - MRO Championships - Rnd 5 @ Snetterton 300

Thunderbike 500

QUALIFYING - STATISTICS

CLASS : C3

11 Starters

Fastest Lap History

NO	NAME	LAP TIME	TIME OF DAY	LAP	VEHICLE
62	**Max MACRAE**	**2:30.431**	09:18:50.800	1	Honda CB500
62	**Max MACRAE**	**2:19.199**	09:28:15.913	4	Honda CB500

BMCRC - MRO Championships - Rnd 5 @ Snetterton 300

Thunderbike 500

RACE 2 - GRID (5 Laps)



These results are provisional until the conclusion of any judicial and technical matters.

Snetterton 300: 2.9689 miles

Clerk Of Course: Caroline Patterson / Tony MacBride	Timekeeper: Craig Smith	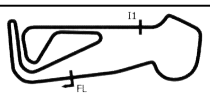

Results can be found at www.tsl-timing.com

Printed - 09:31 Saturday, 27 June 2026

BMCRC - MRO Championships - Rnd 5 @ Snetterton 300

Thunderbike 500

RACE 2 - CLASSIFICATION

Race Distance: 5 Laps / 14.84 miles

POS	NO	CL	PIC	NAME	ENTRY	LAPS	TIME	GAP	DIFF	MPH	BEST	ON	GRD	↑↓
1	**34**	C1	1	**Aaron SILVESTER**	Honda CB500 - A & J Racing	**5**	10:54.194			81.68	**2:08.828**	5	1	0
2	**62**	C3	1	**Max MACRAE**	Honda CB500 - MacRae Racing	**5**	11:13.719	**19.525**	19.525	79.32	**2:13.441**	5	3	1
3	**43**	C2	1	**Max SILVESTER**	Honda CB500 - SRT Supplies	**5**	11:14.234	**20.040**	0.515	79.26	**2:13.073**	4	2	-1
4	**66**	C1	2	**Benjamin ROUND**	Honda CB500 -	**5**	11:14.733	**20.539**	0.499	79.20	**2:13.138**	4	4	0
5	**16**	C2	2	**Luke MACRAE**	Honda CB500 - Helmet City Northlands Fencing	**5**	11:22.555	**28.361**	7.822	78.29	**2:14.599**	2	5	0
6	**75**	C2	3	**Peter WOODALL**	Honda CB500 - RevdCoin	**5**	11:26.470	**32.276**	3.915	77.84	**2:15.839**	3	6	0
7	**23**	C1	3	**Adrian KERSHAW**	Honda CB500 - ADK Racing	**5**	11:26.515	**32.321**	0.045	77.84	**2:15.117**	4	11	4
8	**7**	C2	4	**Shaun O'HARA**	Honda CB500 - Advanced Vehicle Alarms	**5**	11:27.956	**33.762**	1.441	77.67	**2:15.981**	3	12	4
9	**116**	C1	4	**Owen WILKINSON**	Honda CB500 -	**5**	11:27.959	**33.765**	0.003	77.67	**2:15.698**	4	17	8
10	**26**	C3	2	**Colt DWYER**	Honda CB500 - Regal Aluminium	**5**	11:32.016	**37.822**	4.057	77.22	**2:16.370**	3	9	-1
11	**11**	C1	5	**Mark OSBORNE**	Honda CB500 - PAL driving school	**5**	11:32.151	**37.957**	0.135	77.20	**2:15.735**	5	18	7
12	**76**	C3	3	**Ian CARTER**	Honda CB500 - ATO Racing + Moyes investments	**5**	11:37.263	**43.069**	5.112	76.64	**2:17.841**	4	10	-2
13	**59**	C3	4	**Calvin GRIMES**	Honda CB500 - Colorcote, Lustre Coatings, Frostbite Service	**5**	11:43.699	**49.505**	6.436	75.94	**2:18.476**	3	15	2
14	**30**	C3	5	**Jordan BUTLER (R)**	Honda CB500 - JB Racing with Double D Graphics	**5**	11:46.673	**52.479**	2.974	75.62	**2:19.297**	4	8	-6
15	**80**	C1	6	**Rachel STACEY**	Honda CB500 - ATO Racing	**5**	11:54.700	**1:00.506**	8.027	74.77	**2:20.652**	4	16	1
16	**56**	C2	5	**John HAMILTON**	Honda CB500 - Clem Fandango Racing	**5**	11:56.528	**1:02.334**	1.828	74.58	**2:20.440**	5	19	3
17	**84**	C1	7	**Martyn DELLOW**	Honda CB500 - Kirdford Shotblasting	**5**	11:59.191	**1:04.997**	2.663	74.30	**2:21.957**	5	28	11
18	**82**	C3	6	**Jack WOLFF**	Honda CB500 -	**5**	11:59.259	**1:05.065**	0.068	74.29	**2:22.126**	5	13	-5
19	**42**	C3	7	**Gary ADORJAN**	Honda CB500 - Hippo Racing	**5**	11:59.987	**1:05.793**	0.728	74.22	**2:21.074**	2	21	2
20	**25**	C1	8	**Dylan JORDAN (R)**	Honda CB500 - Delta T Racing	**5**	12:06.665	**1:12.471**	6.678	73.54	**2:21.258**	2	14	-6
21	**155**	C1	9	**Paul ADAMS (R)**	Honda CB500 - Adams Motor Repairs Ltd	**5**	12:20.190	**1:25.996**	13.525	72.19	**2:26.204**	2	20	-1
22	**172**	C3	8	**Bobby CAMPBELL**	Honda CB500 - RAF Motorsports	**5**	12:20.815	**1:26.621**	0.625	72.13	**2:25.987**	4	23	1
23	**17**	C3	9	**Aaron HARRIS (R)**	Honda CB500 -	**5**	12:26.391	**1:32.197**	5.576	71.59	**2:26.492**	4	22	-1
24	**425**	C3	10	**Jonathan CARPENTER (R)**	Honda CB500 - Morgan Price International Healthcare Ltd	**5**	12:36.301	**1:42.107**	9.910	70.66	**2:27.599**	5	25	1
25	**909**	C2		**Steven SMITH (R)**	Honda CB500 -	**5**	13:13.328	**2:19.134**	37.027	67.36	**2:37.169**	3	26	1
					NOT CLASSIFIED									
DNF	**90***	C1		**Alexander MANN**	Honda CB500 - HS RACING	**4**	9:10.023	**1 Lap**	1 Lap	77.72	**2:15.340**	4	7	
DNF	**57**	C2		**Dan PERKINS (R)**	Honda CB500 -	**0**							24	

FASTEST LAP

34	C1	**Aaron SILVESTER**	Honda CB500 - A & J Racing	**5** 2:08.828 82.96 mph 133.51 kph
43	C2	**Max SILVESTER**	Honda CB500 - SRT Supplies	**4** 2:13.073 80.31 mph 129.25 kph
62	C3	**Max MACRAE**	Honda CB500 - MacRae Racing	**5** 2:13.441 80.09 mph 128.90 kph

*** No. 90 - Please fit a working transponder**
Class C1 - 92.5% of Race Speed = 75.55 mph
Class C3 - 92.5% of Race Speed = 73.37 mph
Class C2 - 92.5% of Race Speed = 73.31 mph

Weather / Track : Bright / Dry
These results are provisional until the conclusion of any judicial and technical matters.

Date: 27/06/2026 Start: 11:48 Finish: 11:59
Snetterton 300: 2.9689 miles

Clerk Of Course: Caroline Patterson / Tony MacBride	Timekeeper: Craig Smith	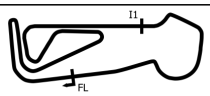

Results can be found at www.tsl-timing.com

Printed - 12:04 Saturday, 27 June 2026

BMCRC - MRO Championships - Rnd 5 @ Snetterton 300

Thunderbike 500

RACE 2 - LAP CHART

LAP 1 @ 11:51:15.218

NO	BEHIND	LAP TIME
34		2:16.236
62	2.371	2:18.607
66	2.554	2:18.790
43	2.654	2:18.890
16	3.290	2:19.526
75	5.017	2:21.253
90	5.861	2:22.097
116	6.525	2:22.761
7	6.724	2:22.960
23	7.552	2:23.788
26	7.661	2:23.897
11	7.732	2:23.968
76	8.542	2:24.778
59	10.583	2:26.819
30	11.419	2:27.655
84	11.983	2:28.219
80	12.980	2:29.216
25	13.004	2:29.240
56	13.047	2:29.283
82	13.226	2:29.462
42	14.093	2:30.329
155	15.872	2:32.108
172	17.960	2:34.196
17	19.870	2:36.106
425	25.452	2:41.688
909	27.793	2:44.029

LAP 2 @ 11:53:25.009

NO	BEHIND	LAP TIME
34		2:09.791
66	7.133	2:14.370
43	7.174	2:14.311
62	7.230	2:14.650
16	8.098	2:14.599
75	11.871	2:16.645
90	12.807	2:16.737
116	13.496	2:16.762
7	13.536	2:16.603
23	14.335	2:16.574
26	14.704	2:16.834
11	15.410	2:17.469
76	16.746	2:17.995
59	19.397	2:18.605
30	21.233	2:19.605
80	24.034	2:20.845
84	24.238	2:22.046
25	24.471	2:21.258
42	25.376	2:21.074
56	25.456	2:22.200
82	25.885	2:22.450
155	32.285	2:26.204
172	35.698	2:27.529
17	37.621	2:27.542
425	45.662	2:30.001
909	55.397	2:37.395

LAP 3 @ 11:55:34.966

NO	BEHIND	LAP TIME
34		2:09.957
62	10.839	2:13.566
43	10.897	2:13.680
66	11.050	2:13.874
16	13.877	2:15.736
75	17.753	2:15.839
90	18.699	2:15.849
7	19.560	2:15.981
116	19.826	2:16.287
23	20.041	2:15.663
26	21.117	2:16.370
11	23.224	2:17.771
76	25.472	2:18.683
59	27.916	2:18.476
30	30.967	2:19.691
80	37.291	2:23.214
84	38.365	2:24.084
56	38.519	2:23.020
82	38.756	2:22.828
25	39.044	2:24.530
42	39.463	2:24.044
155	49.287	2:26.959
172	52.698	2:26.957
17	54.296	2:26.632
425	1:04.811	2:29.106
909	1:22.609	2:37.169

LAP 4 @ 11:57:44.348

NO	BEHIND	LAP TIME
34		2:09.382
43	14.588	2:13.073
66	14.806	2:13.138
62	14.912	2:13.455
16	21.155	2:16.660
90	24.657	2:15.340
75	24.693	2:16.322
23	25.776	2:15.117
116	26.142	2:15.698
7	26.419	2:16.241
26	29.949	2:18.214
11	31.050	2:17.208
76	33.931	2:17.841
59	37.367	2:18.833
30	40.882	2:19.297
80	48.561	2:20.652
56	50.722	2:21.585
82	51.767	2:22.393
84	51.868	2:22.885
42	52.204	2:22.123
25	52.431	2:22.769
155	1:07.325	2:27.420
172	1:09.303	2:25.987
17	1:11.406	2:26.492
425	1:23.336	2:27.907
909	1:50.502	2:37.275

LAP 5 @ 11:59:53.176

NO	BEHIND	LAP TIME
34		2:08.828
62	19.525	2:13.441
43	20.040	2:14.280
66	20.539	2:14.561
16	28.361	2:16.034
75	32.276	2:16.411
23	32.321	2:15.373
7	33.762	2:16.171
116	33.765	2:16.451
26	37.822	2:16.701
11	37.957	2:15.735
76	43.069	2:17.966
59	49.505	2:20.966
30	52.479	2:20.425
80	1:00.506	2:20.773
56	1:02.334	2:20.440
84	1:04.997	2:21.957
82	1:05.065	2:22.126
42	1:05.793	2:22.417
25	1:12.471	2:28.868
155	1:25.996	2:27.499
172	1:26.621	2:26.146
17	1:32.197	2:29.619
425	1:42.107	2:27.599
909	2:19.134	2:37.460

Weather / Track : Bright / Dry

Snetterton 300: 2.9689 miles
Date: 27/06/2026 Start: 11:48 Finish: 11:59

Results can be found at www.tsl-timing.com

Printed - 12:04 Saturday, 27 June 2026

BMCRC - MRO Championships - Rnd 5 @ Snetterton 300

Thunderbike 500

RACE 2 - POSITION CHART

No	Name	Lap Pos	1	2	3	4	5
34	SILVESTER	1	34	34	34	34	34
43	SILVESTER	2	62	66	62	43	62
62	MACRAE	3	66	43	43	66	43
66	ROUND	4	43	62	66	62	66
16	MACRAE	5	16	16	16	16	16
75	WOODALL	6	75	75	75	90	75
90	MANN	7	90	90	90	75	23
30	BUTLER (R)	8	116	116	7	23	7
26	DWYER	9	7	7	116	116	116
76	CARTER	10	23	23	23	7	26
23	KERSHAW	11	26	26	26	26	11
7	O'HARA	12	11	11	11	11	76
82	WOLFF	13	76	76	76	76	59
25	JORDAN (R)	14	59	59	59	59	30
59	GRIMES	15	30	30	30	30	80
80	STACEY	16	84	80	80	80	56
116	WILKINSON	17	80	84	84	56	84
11	OSBORNE	18	25	25	56	82	82
56	HAMILTON	19	56	42	82	84	42
155	ADAMS (R)	20	82	56	25	42	25
42	ADORJAN	21	42	82	42	25	155
17	HARRIS (R)	22	155	155	155	155	172
172	CAMPBELL	23	172	172	172	172	17
57	PERKINS (R)	24	17	17	17	17	425
425	CARPENTER (R)	25	425	425	425	425	909
909	SMITH (R)	26	909	909	909	909	
84	DELLOW	27					

Weather / Track : Bright / Dry

Snetterton 300: 2.9689 miles
Date: 27/06/2026 Start: 11:48 Finish: 11:59

Results can be found at www.tsl-timing.com

Printed - 12:04 Saturday, 27 June 2026

BMCRC - MRO Championships - Rnd 5 @ Snetterton 300

Thunderbike 500

RACE 2 - SECTOR ANALYSIS

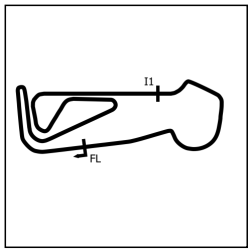

SECTOR 1 = FL to I1, SECTOR 2 = I1 to FL, DIFF = Difference To Personal Best Lap, P = Crossed Finish Line in Pit Lane, D = Time Disallowed

P1 34 C1 Aaron SILVESTER — Honda CB500 - A & J Racing

IDEAL LAP TIME : 2:08.828 BEST LAP TIME : 2:08.828 DIFFERENCE : 0.000

LAP	SECTOR 1	SECTOR 2	LAP TIME	MPH	DIFF	TIME OF DAY
1 -		42.857	2:16.236	78.45	7.408	11:51:15.218
2 -	1:27.108	42.683	2:09.791 (3)	82.34	0.963	11:53:25.009
3 -	1:26.992	42.965	2:09.957	82.24	1.129	11:55:34.966
4 -	1:26.971	42.411	2:09.382 (2)	82.60	0.554	11:57:44.348
5 -	***1:26.558***	***42.270***	***2:08.828 (1)***	***82.96***		***11:59:53.176***

P2 62 C3 Max MACRAE — Honda CB500 - MacRae Racing

IDEAL LAP TIME : 2:13.167 BEST LAP TIME : 2:13.441 DIFFERENCE : 0.274

LAP	SECTOR 1	SECTOR 2	LAP TIME	MPH	DIFF	TIME OF DAY
1 -		44.175	2:18.607	77.11	5.166	11:51:17.589
2 -	1:30.026	44.624	2:14.650	79.37	1.209	11:53:32.239
3 -	***1:29.191***	44.375	2:13.566 (3)	80.02	0.125	11:55:45.805
4 -	1:29.324	44.131	2:13.455 (2)	80.08	0.014	11:57:59.260
5 -	1:29.465	***43.976***	***2:13.441 (1)***	***80.09***		***12:00:12.701***

P3 43 C2 Max SILVESTER — Honda CB500 - SRT Supplies

IDEAL LAP TIME : 2:13.058 BEST LAP TIME : 2:13.073 DIFFERENCE : 0.015

LAP	SECTOR 1	SECTOR 2	LAP TIME	MPH	DIFF	TIME OF DAY
1 -		***43.943***	2:18.890	76.95	5.817	11:51:17.872
2 -	1:29.742	44.569	2:14.311	79.57	1.238	11:53:32.183
3 -	1:29.140	44.540	2:13.680 (2)	79.95	0.607	11:55:45.863
4 -	***1:29.115***	43.958	***2:13.073 (1)***	***80.31***		***11:57:58.936***
5 -	1:29.729	44.551	2:14.280 (3)	79.59	1.207	12:00:13.216

P4 66 C1 Benjamin ROUND — Honda CB500 -

IDEAL LAP TIME : 2:12.922 BEST LAP TIME : 2:13.138 DIFFERENCE : 0.216

LAP	SECTOR 1	SECTOR 2	LAP TIME	MPH	DIFF	TIME OF DAY
1 -		43.634	2:18.790	77.00	5.652	11:51:17.772
2 -	1:29.787	44.583	2:14.370 (3)	79.54	1.232	11:53:32.142
3 -	***1:29.409***	44.465	2:13.874 (2)	79.83	0.736	11:55:46.016
4 -	1:29.625	***43.513***	***2:13.138 (1)***	***80.27***		***11:57:59.154***
5 -	1:29.835	44.726	2:14.561	79.42	1.423	12:00:13.715

P5 16 C2 Luke MACRAE — Honda CB500 - Helmet City Northlands Fencing

IDEAL LAP TIME : 2:14.457 BEST LAP TIME : 2:14.599 DIFFERENCE : 0.142

LAP	SECTOR 1	SECTOR 2	LAP TIME	MPH	DIFF	TIME OF DAY
1 -		***44.281***	2:19.526	76.60	4.927	11:51:18.508
2 -	***1:30.176***	44.423	***2:14.599 (1)***	***79.40***		***11:53:33.107***
3 -	1:30.419	45.317	2:15.736 (2)	78.74	1.137	11:55:48.843
4 -	1:31.801	44.859	2:16.660	78.20	2.061	11:58:05.503
5 -	1:31.006	45.028	2:16.034 (3)	78.56	1.435	12:00:21.537

P6 75 C2 Peter WOODALL — Honda CB500 - RevdCoin

IDEAL LAP TIME : 2:15.353 BEST LAP TIME : 2:15.839 DIFFERENCE : 0.486

LAP	SECTOR 1	SECTOR 2	LAP TIME	MPH	DIFF	TIME OF DAY
1 -		***44.817***	2:21.253	75.66	5.414	11:51:20.235
2 -	1:31.219	45.426	2:16.645	78.21	0.806	11:53:36.880
3 -	1:30.816	45.023	***2:15.839 (1)***	***78.68***		***11:55:52.719***
4 -	1:31.034	45.288	2:16.322 (2)	78.40	0.483	11:58:09.041
5 -	***1:30.536***	45.875	2:16.411 (3)	78.35	0.572	12:00:25.452

BMCRC - MRO Championships - Rnd 5 @ Snetterton 300

Thunderbike 500

RACE 2 - SECTOR ANALYSIS

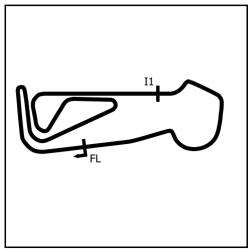

SECTOR 1 = FL to I1, SECTOR 2 = I1 to FL, DIFF = Difference To Personal Best Lap, P = Crossed Finish Line in Pit Lane, D = Time Disallowed

P7 23 C1 Adrian KERSHAW — Honda CB500 - ADK Racing

IDEAL LAP TIME : 2:14.691 BEST LAP TIME : 2:15.117 DIFFERENCE : 0.426

LAP	SECTOR 1	SECTOR 2	LAP TIME		MPH	DIFF	TIME OF DAY
1 -		45.441	2:23.788		74.33	8.671	11:51:22.770
2 -	1:31.381	45.193	2:16.574		78.25	1.457	11:53:39.344
3 -	1:30.472	45.191	2:15.663	(3)	78.78	0.546	11:55:55.007
4 -	1:30.275	***44.842***	***2:15.117***	(1)	***79.10***		***11:58:10.124***
5 -	***1:29.849***	45.524	2:15.373	(2)	78.95	0.256	12:00:25.497

P8 7 C2 Shaun O'HARA — Honda CB500 - Advanced Vehicle Alarms

IDEAL LAP TIME : 2:15.498 BEST LAP TIME : 2:15.981 DIFFERENCE : 0.483

LAP	SECTOR 1	SECTOR 2	LAP TIME		MPH	DIFF	TIME OF DAY
1 -		45.465	2:22.960		74.76	6.979	11:51:21.942
2 -	1:31.312	45.291	2:16.603		78.24	0.622	11:53:38.545
3 -	1:31.059	44.922	***2:15.981***	(1)	***78.59***		***11:55:54.526***
4 -	1:31.588	***44.653***	2:16.241	(3)	78.44	0.260	11:58:10.767
5 -	***1:30.845***	45.326	2:16.171	(2)	78.49	0.190	12:00:26.938

P9 116 C1 Owen WILKINSON — Honda CB500 -

IDEAL LAP TIME : 2:15.664 BEST LAP TIME : 2:15.698 DIFFERENCE : 0.034

LAP	SECTOR 1	SECTOR 2	LAP TIME		MPH	DIFF	TIME OF DAY
1 -		45.262	2:22.761		74.86	7.063	11:51:21.743
2 -	1:31.016	45.746	2:16.762		78.15	1.064	11:53:38.505
3 -	1:31.210	***45.077***	2:16.287	(2)	78.42	0.589	11:55:54.792
4 -	***1:30.587***	45.111	***2:15.698***	(1)	***78.76***		***11:58:10.490***
5 -	1:30.869	45.582	2:16.451	(3)	78.32	0.753	12:00:26.941

P10 26 C3 Colt DWYER — Honda CB500 - Regal Aluminium

IDEAL LAP TIME : 2:16.269 BEST LAP TIME : 2:16.370 DIFFERENCE : 0.101

LAP	SECTOR 1	SECTOR 2	LAP TIME		MPH	DIFF	TIME OF DAY
1 -		45.348	2:23.897		74.27	7.527	11:51:22.879
2 -	1:31.411	45.423	2:16.834	(3)	78.10	0.464	11:53:39.713
3 -	***1:31.231***	45.139	***2:16.370***	(1)	***78.37***		***11:55:56.083***
4 -	1:32.787	45.427	2:18.214		77.32	1.844	11:58:14.297
5 -	1:31.663	***45.038***	2:16.701	(2)	78.18	0.331	12:00:30.998

P11 11 C1 Mark OSBORNE — Honda CB500 - PAL driving school

IDEAL LAP TIME : 2:15.735 BEST LAP TIME : 2:15.735 DIFFERENCE : 0.000

LAP	SECTOR 1	SECTOR 2	LAP TIME		MPH	DIFF	TIME OF DAY
1 -		44.940	2:23.968		74.23	8.233	11:51:22.950
2 -	1:31.907	45.562	2:17.469	(3)	77.74	1.734	11:53:40.419
3 -	1:32.403	45.368	2:17.771		77.57	2.036	11:55:58.190
4 -	1:31.949	45.259	2:17.208	(2)	77.89	1.473	11:58:15.398
5 -	***1:31.070***	***44.665***	***2:15.735***	(1)	***78.74***		***12:00:31.133***

P12 76 C3 Ian CARTER — Honda CB500 - ATO Racing + Moyes investments

IDEAL LAP TIME : 2:17.365 BEST LAP TIME : 2:17.841 DIFFERENCE : 0.476

LAP	SECTOR 1	SECTOR 2	LAP TIME		MPH	DIFF	TIME OF DAY
1 -		45.827	2:24.778		73.82	6.937	11:51:23.760
2 -	1:32.131	45.864	2:17.995	(3)	77.45	0.154	11:53:41.755
3 -	1:32.868	45.815	2:18.683		77.06	0.842	11:56:00.438
4 -	1:32.343	***45.498***	***2:17.841***	(1)	***77.53***		***11:58:18.279***
5 -	***1:31.867***	46.099	2:17.966	(2)	77.46	0.125	12:00:36.245

BMCRC - MRO Championships - Rnd 5 @ Snetterton 300

Thunderbike 500

RACE 2 - SECTOR ANALYSIS

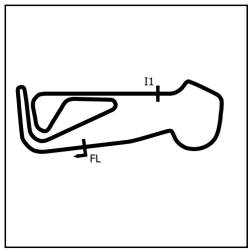

SECTOR 1 = FL to I1, SECTOR 2 = I1 to FL, DIFF = Difference To Personal Best Lap, P = Crossed Finish Line in Pit Lane, D = Time Disallowed

P13 59 C3 Calvin GRIMES — Honda CB500 - Colorcote, Lustre Coatings, Frostbite Services

IDEAL LAP TIME : 2:18.446 BEST LAP TIME : 2:18.476 DIFFERENCE : 0.030

LAP	SECTOR 1	SECTOR 2	LAP TIME		MPH	DIFF	TIME OF DAY
1 -		46.489	2:26.819		72.79	8.343	11:51:25.801
2 -	1:32.970	***45.635***	2:18.605	**(2)**	77.11	0.129	11:53:44.406
3 -	***1:32.811***	45.665	***2:18.476***	**(1)**	***77.18***		***11:56:02.882***
4 -	1:33.040	45.793	2:18.833	**(3)**	76.98	0.357	11:58:21.715
5 -	1:33.823	47.143	2:20.966		75.82	2.490	12:00:42.681

P14 30 C3 Jordan BUTLER (R) — Honda CB500 - JB Racing with Double D Graphics

IDEAL LAP TIME : 2:19.231 BEST LAP TIME : 2:19.297 DIFFERENCE : 0.066

LAP	SECTOR 1	SECTOR 2	LAP TIME		MPH	DIFF	TIME OF DAY
1 -		47.408	2:27.655		72.38	8.358	11:51:26.637
2 -	1:33.184	***46.421***	2:19.605	**(2)**	76.55	0.308	11:53:46.242
3 -	1:32.895	46.796	2:19.691	**(3)**	76.51	0.394	11:56:05.933
4 -	***1:32.810***	46.487	***2:19.297***	**(1)**	***76.72***		***11:58:25.230***
5 -	1:33.202	47.223	2:20.425		76.11	1.128	12:00:45.655

P15 80 C1 Rachel STACEY — Honda CB500 - ATO Racing

IDEAL LAP TIME : 2:20.053 BEST LAP TIME : 2:20.652 DIFFERENCE : 0.599

LAP	SECTOR 1	SECTOR 2	LAP TIME		MPH	DIFF	TIME OF DAY
1 -		46.929	2:29.216		71.62	8.564	11:51:28.198
2 -	***1:33.612***	47.233	2:20.845	**(3)**	75.88	0.193	11:53:49.043
3 -	1:36.590	46.624	2:23.214		74.63	2.562	11:56:12.257
4 -	1:34.211	***46.441***	***2:20.652***	**(1)**	***75.98***		***11:58:32.909***
5 -	1:33.902	46.871	2:20.773	**(2)**	75.92	0.121	12:00:53.682

P16 56 C2 John HAMILTON — Honda CB500 - Clem Fandango Racing

IDEAL LAP TIME : 2:20.440 BEST LAP TIME : 2:20.440 DIFFERENCE : 0.000

LAP	SECTOR 1	SECTOR 2	LAP TIME		MPH	DIFF	TIME OF DAY
1 -		47.435	2:29.283		71.59	8.843	11:51:28.265
2 -	1:34.395	47.805	2:22.200	**(3)**	75.16	1.760	11:53:50.465
3 -	1:35.347	47.673	2:23.020		74.73	2.580	11:56:13.485
4 -	1:34.746	46.839	2:21.585	**(2)**	75.48	1.145	11:58:35.070
5 -	***1:33.634***	***46.806***	***2:20.440***	**(1)**	***76.10***		***12:00:55.510***

P17 84 C1 Martyn DELLOW — Honda CB500 - Kirdford Shotblasting

IDEAL LAP TIME : 2:20.836 BEST LAP TIME : 2:21.957 DIFFERENCE : 1.121

LAP	SECTOR 1	SECTOR 2	LAP TIME		MPH	DIFF	TIME OF DAY
1 -		***46.528***	2:28.219		72.10	6.262	11:51:27.201
2 -	***1:34.308***	47.738	2:22.046	**(2)**	75.24	0.089	11:53:49.247
3 -	1:36.418	47.666	2:24.084		74.17	2.127	11:56:13.331
4 -	1:35.497	47.388	2:22.885	**(3)**	74.80	0.928	11:58:36.216
5 -	1:34.831	47.126	***2:21.957***	**(1)**	***75.29***		***12:00:58.173***

P18 82 C3 Jack WOLFF — Honda CB500 -

IDEAL LAP TIME : 2:22.020 BEST LAP TIME : 2:22.126 DIFFERENCE : 0.106

LAP	SECTOR 1	SECTOR 2	LAP TIME		MPH	DIFF	TIME OF DAY
1 -		47.794	2:29.462		71.51	7.336	11:51:28.444
2 -	***1:34.848***	47.602	2:22.450	**(3)**	75.03	0.324	11:53:50.894
3 -	1:34.932	47.896	2:22.828		74.83	0.702	11:56:13.722
4 -	1:35.188	47.205	2:22.393	**(2)**	75.06	0.267	11:58:36.115
5 -	1:34.954	***47.172***	***2:22.126***	**(1)**	***75.20***		***12:00:58.241***

BMCRC - MRO Championships - Rnd 5 @ Snetterton 300

Thunderbike 500

RACE 2 - SECTOR ANALYSIS

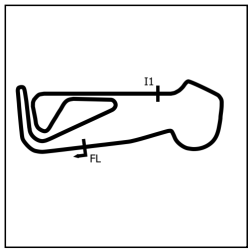

SECTOR 1 = FL to I1, SECTOR 2 = I1 to FL, DIFF = Difference To Personal Best Lap, P = Crossed Finish Line in Pit Lane, D = Time Disallowed

P19 42 C3 Gary ADORJAN — Honda CB500 - Hippo Racing

IDEAL LAP TIME : 2:20.470 BEST LAP TIME : 2:21.074 DIFFERENCE : 0.604

LAP	SECTOR 1	SECTOR 2	LAP TIME	MPH	DIFF	TIME OF DAY
1 -		47.031	2:30.329	71.09	9.255	11:51:29.311
2 -	***1:33.836***	47.238	***2:21.074*** ***(1)***	***75.76***		***11:53:50.385***
3 -	1:36.516	47.528	2:24.044	74.20	2.970	11:56:14.429
4 -	1:35.489	***46.634***	2:22.123 **(2)**	75.20	1.049	11:58:36.552
5 -	1:34.739	47.678	2:22.417 **(3)**	75.04	1.343	12:00:58.969

P20 25 C1 Dylan JORDAN (R) — Honda CB500 - Delta T Racing

IDEAL LAP TIME : 2:20.860 BEST LAP TIME : 2:21.258 DIFFERENCE : 0.398

LAP	SECTOR 1	SECTOR 2	LAP TIME	MPH	DIFF	TIME OF DAY
1 -		47.894	2:29.240	71.61	7.982	11:51:28.222
2 -	***1:33.997***	47.261	***2:21.258*** ***(1)***	***75.66***		***11:53:49.480***
3 -	1:36.703	47.827	2:24.530 **(3)**	73.95	3.272	11:56:14.010
4 -	1:35.906	***46.863***	2:22.769 **(2)**	74.86	1.511	11:58:36.779
5 -	1:35.687	53.181	2:28.868	71.79	7.610	12:01:05.647

P21 155 C1 Paul ADAMS (R) — Honda CB500 - Adams Motor Repairs Ltd

IDEAL LAP TIME : 2:25.349 BEST LAP TIME : 2:26.204 DIFFERENCE : 0.855

LAP	SECTOR 1	SECTOR 2	LAP TIME	MPH	DIFF	TIME OF DAY
1 -		***48.786***	2:32.108	70.26	5.904	11:51:31.090
2 -	***1:36.563***	49.641	***2:26.204*** ***(1)***	***73.10***		***11:53:57.294***
3 -	1:37.562	49.397	2:26.959 **(2)**	72.72	0.755	11:56:24.253
4 -	1:38.101	49.319	2:27.420 **(3)**	72.50	1.216	11:58:51.673
5 -	1:37.765	49.734	2:27.499	72.46	1.295	12:01:19.172

P22 172 C3 Bobby CAMPBELL — Honda CB500 - RAF Motorsports

IDEAL LAP TIME : 2:25.935 BEST LAP TIME : 2:25.987 DIFFERENCE : 0.052

LAP	SECTOR 1	SECTOR 2	LAP TIME	MPH	DIFF	TIME OF DAY
1 -		***48.124***	2:34.196	69.31	8.209	11:51:33.178
2 -	1:38.890	48.639	2:27.529	72.44	1.542	11:54:00.707
3 -	1:38.411	48.546	2:26.957 **(3)**	72.72	0.970	11:56:27.664
4 -	1:37.841	48.146	***2:25.987*** ***(1)***	***73.21***		***11:58:53.651***
5 -	***1:37.811***	48.335	2:26.146 **(2)**	73.13	0.159	12:01:19.797

P23 17 C3 Aaron HARRIS (R) — Honda CB500 -

IDEAL LAP TIME : 2:26.492 BEST LAP TIME : 2:26.492 DIFFERENCE : 0.000

LAP	SECTOR 1	SECTOR 2	LAP TIME	MPH	DIFF	TIME OF DAY
1 -		48.859	2:36.106	68.46	9.614	11:51:35.088
2 -	1:38.313	49.229	2:27.542 **(3)**	72.44	1.050	11:54:02.630
3 -	1:37.759	48.873	2:26.632 **(2)**	72.89	0.140	11:56:29.262
4 -	***1:37.725***	***48.767***	***2:26.492*** ***(1)***	***72.96***		***11:58:55.754***
5 -	1:39.181	50.438	2:29.619	71.43	3.127	12:01:25.373

P24 425 C3 Jonathan CARPENTER (R) — Honda CB500 - Morgan Price International Healthcare Ltd

IDEAL LAP TIME : 2:26.904 BEST LAP TIME : 2:27.599 DIFFERENCE : 0.695

LAP	SECTOR 1	SECTOR 2	LAP TIME	MPH	DIFF	TIME OF DAY
1 -		50.158	2:41.688	66.10	14.089	11:51:40.670
2 -	1:40.452	49.549	2:30.001	71.25	2.402	11:54:10.671
3 -	1:39.461	49.645	2:29.106 **(3)**	71.68	1.507	11:56:39.777
4 -	1:39.059	***48.848***	2:27.907 **(2)**	72.26	0.308	11:59:07.684
5 -	***1:38.056***	49.543	***2:27.599*** ***(1)***	***72.41***		***12:01:35.283***

BMCRC - MRO Championships - Rnd 5 @ Snetterton 300

Thunderbike 500

RACE 2 - SECTOR ANALYSIS

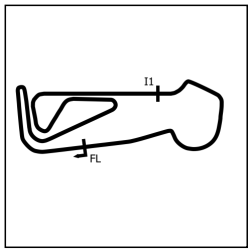

SECTOR 1 = FL to I1, SECTOR 2 = I1 to FL, DIFF = Difference To Personal Best Lap, P = Crossed Finish Line in Pit Lane, D = Time Disallowed

P25 909 C3 Steven SMITH (R) Honda CB500 -

IDEAL LAP TIME : 2:36.291 BEST LAP TIME : 2:37.169 DIFFERENCE : 0.878

LAP	SECTOR 1	SECTOR 2	LAP TIME	MPH	DIFF	TIME OF DAY
1 -		***52.633***	2:44.029	65.15	6.860	11:51:43.011
2 -	***1:43.658***	53.737	2:37.395 **(3)**	67.90	0.226	11:54:20.406
3 -	1:44.431	52.738	***2:37.169*** **(1)**	***68.00***		***11:56:57.575***
4 -	1:43.786	53.489	2:37.275 **(2)**	67.95	0.106	11:59:34.850
5 -	1:43.952	53.508	2:37.460	67.87	0.291	12:02:12.310

P26 90 C1 Alexander MANN Honda CB500 - HS RACING

IDEAL LAP TIME : BEST LAP TIME : 2:15.340 DIFFERENCE :

LAP	SECTOR 1	SECTOR 2	LAP TIME	MPH	DIFF	TIME OF DAY
1 -			2:22.097	75.21	6.757	11:51:21.079
2 -			2:16.737 **(3)**	78.16	1.397	11:53:37.816
3 -			2:15.849 **(2)**	78.67	0.509	11:55:53.665
4 -			***2:15.340*** **(1)**	***78.97***		***11:58:09.005***

Weather / Track : Bright / Dry

Snetterton 300: 2.9689 miles
Date: 27/06/2026 Start: 11:48 Finish: 11:59

BMCRC - MRO Championships - Rnd 5 @ Snetterton 300

Thunderbike 500

RACE 2 - BEST SECTORS

	SECTOR 1		SECTOR 2	
POS	NO	TIME	NO	TIME
1	**34**	**1:26.558**	**34**	**42.270**
2	**43**	**1:29.115**	**66**	**43.513**
3	**62**	**1:29.191**	**43**	**43.943**
4	**66**	**1:29.409**	**62**	**43.976**
5	**23**	**1:29.849**	**16**	**44.281**
6	**16**	**1:30.176**	**7**	**44.653**
7	**75**	**1:30.536**	**11**	**44.665**
8	**116**	**1:30.587**	**75**	**44.817**
9	**7**	**1:30.845**	**23**	**44.842**
10	**11**	**1:31.070**	**26**	**45.038**
11	**26**	**1:31.231**	**116**	**45.077**
12	**76**	**1:31.867**	**76**	**45.498**
13	**30**	**1:32.810**	**59**	**45.635**
14	**59**	**1:32.811**	**30**	**46.421**
15	**80**	**1:33.612**	**80**	**46.441**
16	**56**	**1:33.634**	**84**	**46.528**
17	**42**	**1:33.836**	**42**	**46.634**
18	**25**	**1:33.997**	**56**	**46.806**
19	**84**	**1:34.308**	**25**	**46.863**
20	**82**	**1:34.848**	**82**	**47.172**
21	**155**	**1:36.563**	**172**	**48.124**
22	**17**	**1:37.725**	**17**	**48.767**
23	**172**	**1:37.811**	**155**	**48.786**
24	**425**	**1:38.056**	**425**	**48.848**
25	**909**	**1:43.658**	**909**	**52.633**
26				
27				

IDEAL / BEST COMPARISON

POS	NO	NAME	IDEAL	BEST	DIFF
		PERFECT LAP	**2:08.828**		
1	**34**	SILVESTER	2:08.828	2:08.828	**0.000**
2	**66**	ROUND	2:12.922	2:13.138	**0.216**
3	**43**	SILVESTER	2:13.058	2:13.073	**0.015**
4	**62**	MACRAE	2:13.167	2:13.441	**0.274**
5	**16**	MACRAE	2:14.457	2:14.599	**0.142**
6	**23**	KERSHAW	2:14.691	2:15.117	**0.426**
7	**75**	WOODALL	2:15.353	2:15.839	**0.486**
8	**7**	O'HARA	2:15.498	2:15.981	**0.483**
9	**116**	WILKINSON	2:15.664	2:15.698	**0.034**
10	**11**	OSBORNE	2:15.735	2:15.735	**0.000**
11	**26**	DWYER	2:16.269	2:16.370	**0.101**
12	**76**	CARTER	2:17.365	2:17.841	**0.476**
13	**59**	GRIMES	2:18.446	2:18.476	**0.030**
14	**30**	BUTLER (R)	2:19.231	2:19.297	**0.066**
15	**80**	STACEY	2:20.053	2:20.652	**0.599**
16	**56**	HAMILTON	2:20.440	2:20.440	**0.000**
17	**42**	ADORJAN	2:20.470	2:21.074	**0.604**
18	**84**	DELLOW	2:20.836	2:21.957	**1.121**
19	**25**	JORDAN (R)	2:20.860	2:21.258	**0.398**
20	**82**	WOLFF	2:22.020	2:22.126	**0.106**
21	**155**	ADAMS (R)	2:25.349	2:26.204	**0.855**
22	**172**	CAMPBELL	2:25.935	2:25.987	**0.052**
23	**17**	HARRIS (R)	2:26.492	2:26.492	**0.000**
24	**425**	CARPENTER (R)	2:26.904	2:27.599	**0.695**
25	**909**	SMITH (R)	2:36.291	2:37.169	**0.878**
26	**90**	MANN		2:15.340	

Weather / Track : Bright / Dry

Snetterton 300: 2.9689 miles
Date: 27/06/2026 Start: 11:48 Finish: 11:59

Results can be found at www.tsl-timing.com

Printed - 12:04 Saturday, 27 June 2026

BMCRC - MRO Championships - Rnd 5 @ Snetterton 300

Thunderbike 500

RACE 2 - STATISTICS

Competitors Started	27
Planned Start	2026-06-27 @ 11:50:00.000
Actual Start	2026-06-27 @ 11:48:58.981
Finish Time	2026-06-27 @ 11:59:53.175
Track Length	2.9689mi.
Total Laps	129
Total Distance Covered	382.9895mi.

Session Fastest Lap History

NO	CL	NAME	LAP TIME	TIME OF DAY	LAP	VEHICLE
34	C1	**Aaron SILVESTER**	**2:09.791**	11:53:25.009	2	Honda CB500
34	C1	**Aaron SILVESTER**	**2:09.382**	11:57:44.348	4	Honda CB500
34	C1	**Aaron SILVESTER**	**2:08.828**	11:59:53.176	5	Honda CB500

Session Leader History

NO	CL	NAME	FROM LAP	LAPS LED	DISTANCE	VEHICLE
34	C1	**Aaron SILVESTER**	1	5	14.84 miles	Honda CB500

Flag History

TYPE	TIME OF DAY
GREEN	11:48:58.981
FINISH	11:59:53.175

Flag Statistics

TYPE	COUNT	TOTAL LAPS	TOTAL TIME
Green	1	5	14:11.009
Red	0	0	0.000
Safety Car	0	0	0.000
FCY	0	0	0.000

Weather / Track : Bright / Dry

Snetterton 300: 2.9689 miles
Date: 27/06/2026 Start: 11:48 Finish: 11:59

BMCRC - MRO Championships - Rnd 5 @ Snetterton 300

Thunderbike 500

RACE 2 - STATISTICS

CLASS : C1

10 Starters

Fastest Lap History

NO	NAME	LAP TIME	TIME OF DAY	LAP	VEHICLE
34	**Aaron SILVESTER**	**2:09.791**	11:53:25.009	2	Honda CB500
34	**Aaron SILVESTER**	**2:09.382**	11:57:44.348	4	Honda CB500
34	**Aaron SILVESTER**	**2:08.828**	11:59:53.176	5	Honda CB500

Leader History

NO	NAME	FROM LAP	LAPS LED	DISTANCE	VEHICLE
34	**Aaron SILVESTER**	1	5	14.84 miles	Honda CB500

BMCRC - MRO Championships - Rnd 5 @ Snetterton 300

Thunderbike 500

RACE 2 - STATISTICS

CLASS : C2

6 Starters

Fastest Lap History

NO	NAME	LAP TIME	TIME OF DAY	LAP	VEHICLE
43	**Max SILVESTER**	**2:14.311**	11:53:32.183	2	Honda CB500
43	**Max SILVESTER**	**2:13.680**	11:55:45.863	3	Honda CB500
43	**Max SILVESTER**	**2:13.073**	11:57:58.936	4	Honda CB500

Leader History

NO	NAME	FROM LAP	LAPS LED	DISTANCE	VEHICLE
43	**Max SILVESTER**	1	5	14.84 miles	Honda CB500

Weather / Track : Bright / Dry

Snetterton 300: 2.9689 miles
Date: 27/06/2026 Start: 11:48 Finish: 11:59

BMCRC - MRO Championships - Rnd 5 @ Snetterton 300

Thunderbike 500

RACE 2 - STATISTICS

CLASS : C3

11 Starters

Fastest Lap History

NO	NAME	LAP TIME	TIME OF DAY	LAP	VEHICLE
62	**Max MACRAE**	**2:14.650**	11:53:32.239	2	Honda CB500
62	**Max MACRAE**	**2:13.566**	11:55:45.805	3	Honda CB500
62	**Max MACRAE**	**2:13.455**	11:57:59.260	4	Honda CB500
62	**Max MACRAE**	**2:13.441**	12:00:12.701	5	Honda CB500

Leader History

NO	NAME	FROM LAP	LAPS LED	DISTANCE	VEHICLE
62	**Max MACRAE**	1	5	14.84 miles	Honda CB500

Weather / Track : Bright / Dry

Snetterton 300: 2.9689 miles
Date: 27/06/2026 Start: 11:48 Finish: 11:59

BMCRC - MRO Championships - Rnd 5 @ Snetterton 300

Thunderbike 500

RACE 12 - GRID (5 Laps)



These results are provisional until the conclusion of any judicial and technical matters.

Snetterton 300: 2.9689 miles

Clerk Of Course: Caroline Patterson / Tony MacBride	Timekeeper: Craig Smith	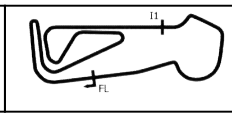

Results can be found at www.tsl-timing.com

Printed - 12:07 Saturday, 27 June 2026



BMCRC - MRO Championships - Rnd 5 @ Snetterton 300

Thunderbike 500

RACE 12 - CLASSIFICATION

Race Distance: 5 Laps / 14.84 miles

POS	NO	CL	PIC	NAME	ENTRY	LAPS	TIME	GAP	DIFF	MPH	BEST	ON	GRD	↑↓
1	**34**	C1	1	**Aaron SILVESTER**	Honda CB500 - A & J Racing	**5**	10:56.449			81.40	**2:09.385**	5	1	0
2	**43**	C2	1	**Max SILVESTER**	Honda CB500 - SRT Supplies	**5**	11:12.433	**15.984**	15.984	79.47	**2:12.663**	2	2	0
3	**66**	C1	2	**Benjamin ROUND**	Honda CB500 -	**5**	11:12.441	**15.992**	0.008	79.47	**2:13.219**	2	3	0
4	**62**	C3	1	**Max MACRAE**	Honda CB500 - MacRae Racing	**5**	11:12.507	**16.058**	0.066	79.46	**2:12.625**	2	4	0
5	**16**	C2	2	**Luke MACRAE**	Honda CB500 - Helmet City Northlands Fencing	**5**	11:16.964	**20.515**	4.457	78.94	**2:14.320**	2	5	0
6	**75**	C2	3	**Peter WOODALL**	Honda CB500 - RevdCoin	**5**	11:25.274	**28.825**	8.310	77.98	**2:15.400**	4	10	4
7	**116**	C1	3	**Owen WILKINSON**	Honda CB500 -	**5**	11:25.615	**29.166**	0.341	77.94	**2:15.118**	4	8	1
8	**23**	C1	4	**Adrian KERSHAW**	Honda CB500 - ADK Racing	**5**	11:25.624	**29.175**	0.009	77.94	**2:15.635**	4	6	-2
9	**11**	C1	5	**Mark OSBORNE**	Honda CB500 - PAL driving school	**5**	11:31.272	**34.823**	5.648	77.30	**2:16.630**	4	9	0
10	**26**	C3	2	**Colt DWYER**	Honda CB500 - Regal Aluminium	**5**	11:31.282	**34.833**	0.010	77.30	**2:16.504**	2	12	2
11	**76**	C3	3	**Ian CARTER**	Honda CB500 - ATO Racing + Moyes investments	**5**	11:38.491	**42.042**	7.209	76.50	**2:18.042**	2	13	2
12	**59**	C3	4	**Calvin GRIMES**	Honda CB500 - Colorcote, Lustre Coatings, Frostbite Service	**5**	11:41.692	**45.243**	3.201	76.15	**2:18.738**	2	14	2
13	**7**	C2	4	**Shaun O'HARA**	Honda CB500 - Advanced Vehicle Alarms	**5**	11:49.684	**53.235**	7.992	75.30	**2:18.053**	3	11	-2
14	**80**	C1	6	**Rachel STACEY**	Honda CB500 - ATO Racing	**5**	11:51.196	**54.747**	1.512	75.14	**2:19.384**	4	17	3
15	**30**	C3	5	**Jordan BUTLER (R)**	Honda CB500 - JB Racing with Double D Graphics	**5**	11:53.220	**56.771**	2.024	74.92	**2:19.860**	4	15	0
16	**56**	C2	5	**John HAMILTON**	Honda CB500 - Clem Fandango Racing	**5**	11:53.506	**57.057**	0.286	74.89	**2:19.418**	4	16	0
17	**82**	C3	6	**Jack WOLFF**	Honda CB500 -	**5**	11:53.512	**57.063**	0.006	74.89	**2:20.267**	5	21	4
18	**84**	C1	7	**Martyn DELLOW**	Honda CB500 - Kirdford Shotblasting	**5**	12:01.496	**1:05.047**	7.984	74.06	**2:21.292**	2	20	2
19	**25**	C1	8	**Dylan JORDAN (R)**	Honda CB500 - Delta T Racing	**5**	12:01.902	**1:05.453**	0.406	74.02	**2:22.248**	3	19	0
20	**42**	C3	7	**Gary ADORJAN**	Honda CB500 - Hippo Racing	**5**	12:02.415	**1:05.966**	0.513	73.97	**2:22.846**	5	18	-2
21	**155**	C1	9	**Paul ADAMS (R)**	Honda CB500 - Adams Motor Repairs Ltd	**5**	12:17.694	**1:21.245**	15.279	72.44	**2:25.148**	2	23	2
22	**425**	C3	8	**Jonathan CARPENTER (R)**	Honda CB500 - Morgan Price International Healthcare Ltd	**5**	12:30.206	**1:33.757**	12.512	71.23	**2:24.503**	5	25	3
23	**17**	C3	9	**Aaron HARRIS (R)**	Honda CB500 -	**5**	12:34.077	**1:37.628**	3.871	70.86	**2:28.675**	2	24	1
24	**909**	C2	6	**Steven SMITH (R)**	Honda CB500 -	**5**	13:04.322	**2:07.873**	30.245	68.13	**2:34.718**	4	26	2
25	**57**	C2	7	**Dan PERKINS (R)**	Honda CB500 -	**5**	13:04.472	**2:08.023**	0.150	68.12	**2:33.722**	2	27	2

NOT CLASSIFIED

DNF	**172**	C3		**Bobby CAMPBELL**	Honda CB500 - RAF Motorsports	**1**	2:34.715	**4 Laps**	4 Laps	69.08			22	

FASTEST LAP

34	C1	**Aaron SILVESTER**	Honda CB500 - A & J Racing	**5**	2:09.385	82.60 mph	132.94 kph
62	C3	**Max MACRAE**	Honda CB500 - MacRae Racing	**2**	2:12.625	80.58 mph	129.69 kph
43	C2	**Max SILVESTER**	Honda CB500 - SRT Supplies	**2**	2:12.663	80.56 mph	129.65 kph

Class C1 - 92.5% of Race Speed = 75.29 mph
Class C2 - 92.5% of Race Speed = 73.50 mph
Class C3 - 92.5% of Race Speed = 73.50 mph

Weather / Track : Bright / Dry
These results are provisional until the conclusion of any judicial and technical matters.

Date: 27/06/2026 Start: 15:50 Finish: 16:01
Snetterton 300: 2.9689 miles

Clerk Of Course: Caroline Patterson / Tony MacBride	Timekeeper: Craig Smith	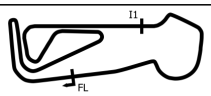

Results can be found at www.tsl-timing.com

Printed - 16:07 Saturday, 27 June 2026

BMCRC - MRO Championships - Rnd 5 @ Snetterton 300

Thunderbike 500

RACE 12 - LAP CHART

LAP 1 @ 15:52:34.706

NO	BEHIND	LAP TIME
34		2:16.301
66	0.877	2:17.178
43	1.494	2:17.795
16	1.832	2:18.133
62	2.073	2:18.374
116	5.270	2:21.571
23	5.283	2:21.584
75	5.343	2:21.644
11	7.078	2:23.379
26	7.171	2:23.472
59	8.116	2:24.417
76	8.609	2:24.910
25	13.113	2:29.414
30	13.360	2:29.661
56	13.434	2:29.735
80	13.574	2:29.875
42	14.419	2:30.720
82	14.507	2:30.808
155	16.858	2:33.159
84	16.861	2:33.162
172	18.414	2:34.715
7	18.419	2:34.720
17	19.273	2:35.574
57	24.518	2:40.819
425	25.229	2:41.530
909	27.146	2:43.447

LAP 2 @ 15:54:45.423

NO	BEHIND	LAP TIME
34		2:10.717
66	3.379	2:13.219
43	3.440	2:12.663
62	3.981	2:12.625
16	5.435	2:14.320
23	11.254	2:16.688
75	11.623	2:16.997
116	11.706	2:17.153
26	12.958	2:16.504
11	13.367	2:17.006
76	15.934	2:18.042
59	16.137	2:18.738
30	23.701	2:21.058
80	24.535	2:21.678
82	25.318	2:21.528
56	25.916	2:23.199
25	26.525	2:24.129
7	26.537	2:18.835
42	26.840	2:23.138
84	27.436	2:21.292
155	31.289	2:25.148
17	37.231	2:28.675
425	45.416	2:30.904
57	47.523	2:33.722
909	51.257	2:34.828

LAP 3 @ 15:56:55.979

NO	BEHIND	LAP TIME
34		2:10.556
43	6.712	2:13.828
66	7.010	2:14.187
62	7.198	2:13.773
16	10.026	2:15.147
75	16.638	2:15.571
23	16.648	2:15.950
116	17.012	2:15.862
26	19.013	2:16.611
11	19.456	2:16.645
76	23.942	2:18.564
59	25.339	2:19.758
7	34.034	2:18.053
30	34.226	2:21.081
80	34.461	2:20.482
82	35.397	2:20.635
56	35.951	2:20.591
25	38.217	2:22.248
84	39.055	2:22.175
42	39.132	2:22.848
155	46.775	2:26.042
17	56.204	2:29.529
425	1:02.365	2:27.505
57	1:12.272	2:35.305
909	1:17.053	2:36.352

LAP 4 @ 15:59:05.469

NO	BEHIND	LAP TIME
34		2:09.490
66	11.044	2:13.524
62	11.066	2:13.358
43	11.109	2:13.887
16	15.039	2:14.503
75	22.548	2:15.400
116	22.640	2:15.118
23	22.793	2:15.635
11	26.596	2:16.630
26	26.710	2:17.187
76	32.635	2:18.183
59	34.606	2:18.757
7	42.993	2:18.449
80	44.355	2:19.384
30	44.596	2:19.860
56	45.879	2:19.418
82	46.181	2:20.274
25	51.797	2:23.070
84	52.280	2:22.715
42	52.505	2:22.863
155	1:03.864	2:26.579
17	1:17.181	2:30.467
425	1:18.639	2:25.764
57	1:39.753	2:36.971
909	1:42.281	2:34.718

LAP 5 @ 16:01:14.854

NO	BEHIND	LAP TIME
34		2:09.385
43	15.984	2:14.260
66	15.992	2:14.333
62	16.058	2:14.377
16	20.515	2:14.861
75	28.825	2:15.662
116	29.166	2:15.911
23	29.175	2:15.767
11	34.823	2:17.612
26	34.833	2:17.508
76	42.042	2:18.792
59	45.243	2:20.022
7	53.235	2:19.627
80	54.747	2:19.777
30	56.771	2:21.560
56	57.057	2:20.563
82	57.063	2:20.267
84	1:05.047	2:22.152
25	1:05.453	2:23.041
42	1:05.966	2:22.846
155	1:21.245	2:26.766
425	1:33.757	2:24.503
17	1:37.628	2:29.832
909	2:07.873	2:34.977
57	2:08.023	2:37.655

Weather / Track : Bright / Dry

Snetterton 300: 2.9689 miles
Date: 27/06/2026 Start: 15:50 Finish: 16:01

Results can be found at www.tsl-timing.com

Printed - 16:06 Saturday, 27 June 2026

BMCRC - MRO Championships - Rnd 5 @ Snetterton 300

Thunderbike 500

RACE 12 - POSITION CHART

No	Name	Lap Pos	1	2	3	4	5
34	SILVESTER	1	34	34	34	34	34
43	SILVESTER	2	66	66	43	66	43
66	ROUND	3	43	43	66	62	66
62	MACRAE	4	16	62	62	43	62
16	MACRAE	5	62	16	16	16	16
23	KERSHAW	6	116	23	75	75	75
116	WILKINSON	7	23	75	23	116	116
11	OSBORNE	8	75	116	116	23	23
75	WOODALL	9	11	26	26	11	11
7	O'HARA	10	26	11	11	26	26
26	DWYER	11	59	76	76	76	76
76	CARTER	12	76	59	59	59	59
59	GRIMES	13	25	30	7	7	7
30	BUTLER (R)	14	30	80	30	80	80
56	HAMILTON	15	56	82	80	30	30
80	STACEY	16	80	56	82	56	56
42	ADORJAN	17	42	25	56	82	82
25	JORDAN (R)	18	82	7	25	25	84
84	DELLOW	19	155	42	84	84	25
82	WOLFF	20	84	84	42	42	42
172	CAMPBELL	21	172	155	155	155	155
155	ADAMS (R)	22	7	17	17	17	425
17	HARRIS (R)	23	17	425	425	425	17
425	CARPENTER (R)	24	57	57	57	57	909
909	SMITH (R)	25	425	909	909	909	57
57	PERKINS (R)	26	909				

Weather / Track : Bright / Dry

Snetterton 300: 2.9689 miles
Date: 27/06/2026 Start: 15:50 Finish: 16:01

Results can be found at www.tsl-timing.com

Printed - 16:07 Saturday, 27 June 2026

BMCRC - MRO Championships - Rnd 5 @ Snetterton 300

Thunderbike 500

RACE 12 - SECTOR ANALYSIS

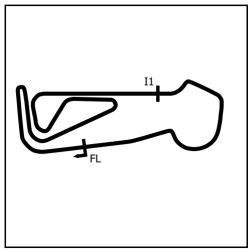

SECTOR 1 = FL to I1, SECTOR 2 = I1 to FL, DIFF = Difference To Personal Best Lap, P = Crossed Finish Line in Pit Lane, D = Time Disallowed

P1 34 C1 Aaron SILVESTER — Honda CB500 - A & J Racing

IDEAL LAP TIME : 2:09.175 BEST LAP TIME : 2:09.385 DIFFERENCE : 0.210

LAP	SECTOR 1	SECTOR 2	LAP TIME		MPH	DIFF	TIME OF DAY
1 -		42.931	2:16.301		78.41	6.916	15:52:34.706
2 -	1:27.835	42.882	2:10.717		81.76	1.332	15:54:45.423
3 -	1:27.518	43.038	2:10.556	(3)	81.86	1.171	15:56:55.979
4 -	***1:26.720***	42.770	2:09.490	(2)	82.53	0.105	15:59:05.469
5 -	1:26.930	***42.455***	***2:09.385***	(1)	***82.60***		***16:01:14.854***

P2 43 C2 Max SILVESTER — Honda CB500 - SRT Supplies

IDEAL LAP TIME : 2:11.753 BEST LAP TIME : 2:12.663 DIFFERENCE : 0.910

LAP	SECTOR 1	SECTOR 2	LAP TIME		MPH	DIFF	TIME OF DAY
1 -		***43.594***	2:17.795		77.56	5.132	15:52:36.200
2 -	***1:28.159***	44.504	***2:12.663***	(1)	***80.56***		***15:54:48.863***
3 -	1:29.066	44.762	2:13.828	(2)	79.86	1.165	15:57:02.691
4 -	1:29.268	44.619	2:13.887	(3)	79.82	1.224	15:59:16.578
5 -	1:29.782	44.478	2:14.260		79.60	1.597	16:01:30.838

P3 66 C1 Benjamin ROUND — Honda CB500 -

IDEAL LAP TIME : 2:12.348 BEST LAP TIME : 2:13.219 DIFFERENCE : 0.871

LAP	SECTOR 1	SECTOR 2	LAP TIME		MPH	DIFF	TIME OF DAY
1 -		***43.652***	2:17.178		77.91	3.959	15:52:35.583
2 -	***1:28.696***	44.523	***2:13.219***	(1)	***80.22***		***15:54:48.802***
3 -	1:28.987	45.200	2:14.187	(3)	79.65	0.968	15:57:02.989
4 -	1:29.210	44.314	2:13.524	(2)	80.04	0.305	15:59:16.513
5 -	1:30.149	44.184	2:14.333		79.56	1.114	16:01:30.846

P4 62 C3 Max MACRAE — Honda CB500 - MacRae Racing

IDEAL LAP TIME : 2:12.322 BEST LAP TIME : 2:12.625 DIFFERENCE : 0.303

LAP	SECTOR 1	SECTOR 2	LAP TIME		MPH	DIFF	TIME OF DAY
1 -		***43.567***	2:18.374		77.24	5.749	15:52:36.779
2 -	***1:28.755***	43.870	***2:12.625***	(1)	***80.58***		***15:54:49.404***
3 -	1:28.850	44.923	2:13.773	(3)	79.89	1.148	15:57:03.177
4 -	1:28.884	44.474	2:13.358	(2)	80.14	0.733	15:59:16.535
5 -	1:29.896	44.481	2:14.377		79.53	1.752	16:01:30.912

P5 16 C2 Luke MACRAE — Honda CB500 - Helmet City Northlands Fencing

IDEAL LAP TIME : 2:13.936 BEST LAP TIME : 2:14.320 DIFFERENCE : 0.384

LAP	SECTOR 1	SECTOR 2	LAP TIME		MPH	DIFF	TIME OF DAY
1 -		***43.934***	2:18.133		77.37	3.813	15:52:36.538
2 -	1:30.143	44.177	***2:14.320***	(1)	***79.57***		***15:54:50.858***
3 -	***1:30.002***	45.145	2:15.147		79.08	0.827	15:57:06.005
4 -	1:30.216	44.287	2:14.503	(2)	79.46	0.183	15:59:20.508
5 -	1:30.237	44.624	2:14.861	(3)	79.25	0.541	16:01:35.369

P6 75 C2 Peter WOODALL — Honda CB500 - RevdCoin

IDEAL LAP TIME : 2:15.255 BEST LAP TIME : 2:15.400 DIFFERENCE : 0.145

LAP	SECTOR 1	SECTOR 2	LAP TIME		MPH	DIFF	TIME OF DAY
1 -		45.217	2:21.644		75.45	6.244	15:52:40.049
2 -	1:31.021	45.976	2:16.997		78.01	1.597	15:54:57.046
3 -	***1:30.281***	45.290	2:15.571	(2)	78.83	0.171	15:57:12.617
4 -	1:30.310	45.090	***2:15.400***	(1)	***78.93***		***15:59:28.017***
5 -	1:30.688	***44.974***	2:15.662	(3)	78.78	0.262	16:01:43.679

Weather / Track : Bright / Dry

Snetterton 300: 2.9689 miles
Date: 27/06/2026 Start: 15:50 Finish: 16:01

BMCRC - MRO Championships - Rnd 5 @ Snetterton 300

Thunderbike 500

RACE 12 - SECTOR ANALYSIS

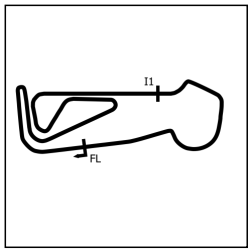

SECTOR 1 = FL to I1, SECTOR 2 = I1 to FL, DIFF = Difference To Personal Best Lap, P = Crossed Finish Line in Pit Lane, D = Time Disallowed

P7 116 C1 Owen WILKINSON — Honda CB500 -

IDEAL LAP TIME : 2:15.118 BEST LAP TIME : 2:15.118 DIFFERENCE : 0.000

LAP	SECTOR 1	SECTOR 2	LAP TIME		MPH	DIFF	TIME OF DAY
1 -		45.599	2:21.571		75.49	6.453	15:52:39.976
2 -	1:31.485	45.668	2:17.153		77.92	2.035	15:54:57.129
3 -	1:30.714	45.148	2:15.862	(2)	78.66	0.744	15:57:12.991
4 -	***1:30.080***	***45.038***	***2:15.118***	**(1)**	***79.10***		***15:59:28.109***
5 -	1:30.811	45.100	2:15.911	(3)	78.64	0.793	16:01:44.020

P8 23 C1 Adrian KERSHAW — Honda CB500 - ADK Racing

IDEAL LAP TIME : 2:15.020 BEST LAP TIME : 2:15.635 DIFFERENCE : 0.615

LAP	SECTOR 1	SECTOR 2	LAP TIME		MPH	DIFF	TIME OF DAY
1 -		45.485	2:21.584		75.48	5.949	15:52:39.989
2 -	1:31.147	45.541	2:16.688		78.19	1.053	15:54:56.677
3 -	1:30.618	45.332	2:15.950	(3)	78.61	0.315	15:57:12.627
4 -	***1:30.368***	45.267	***2:15.635***	**(1)**	***78.80***		***15:59:28.262***
5 -	1:31.115	***44.652***	2:15.767	(2)	78.72	0.132	16:01:44.029

P9 11 C1 Mark OSBORNE — Honda CB500 - PAL driving school

IDEAL LAP TIME : 2:16.342 BEST LAP TIME : 2:16.630 DIFFERENCE : 0.288

LAP	SECTOR 1	SECTOR 2	LAP TIME		MPH	DIFF	TIME OF DAY
1 -		45.551	2:23.379		74.54	6.749	15:52:41.784
2 -	1:31.815	45.191	2:17.006	(3)	78.01	0.376	15:54:58.790
3 -	1:31.470	***45.175***	2:16.645	(2)	78.21	0.015	15:57:15.435
4 -	***1:31.167***	45.463	***2:16.630***	**(1)**	***78.22***		***15:59:32.065***
5 -	1:31.769	45.843	2:17.612		77.66	0.982	16:01:49.677

P10 26 C3 Colt DWYER — Honda CB500 - Regal Aluminium

IDEAL LAP TIME : 2:16.427 BEST LAP TIME : 2:16.504 DIFFERENCE : 0.077

LAP	SECTOR 1	SECTOR 2	LAP TIME		MPH	DIFF	TIME OF DAY
1 -		45.393	2:23.472		74.49	6.968	15:52:41.877
2 -	1:31.367	***45.137***	***2:16.504***	**(1)**	***78.29***		***15:54:58.381***
3 -	***1:31.290***	45.321	2:16.611	(2)	78.23	0.107	15:57:14.992
4 -	1:31.594	45.593	2:17.187	(3)	77.90	0.683	15:59:32.179
5 -	1:31.615	45.893	2:17.508		77.72	1.004	16:01:49.687

P11 76 C3 Ian CARTER — Honda CB500 - ATO Racing + Moyes investments

IDEAL LAP TIME : 2:18.042 BEST LAP TIME : 2:18.042 DIFFERENCE : 0.000

LAP	SECTOR 1	SECTOR 2	LAP TIME		MPH	DIFF	TIME OF DAY
1 -		45.909	2:24.910		73.75	6.868	15:52:43.315
2 -	***1:32.245***	***45.797***	***2:18.042***	**(1)**	***77.42***		***15:55:01.357***
3 -	1:32.674	45.890	2:18.564	(3)	77.13	0.522	15:57:19.921
4 -	1:32.273	45.910	2:18.183	(2)	77.34	0.141	15:59:38.104
5 -	1:32.551	46.241	2:18.792		77.00	0.750	16:01:56.896

P12 59 C3 Calvin GRIMES — Honda CB500 - Colorcote, Lustre Coatings, Frostbite Services

IDEAL LAP TIME : 2:18.714 BEST LAP TIME : 2:18.738 DIFFERENCE : 0.024

LAP	SECTOR 1	SECTOR 2	LAP TIME		MPH	DIFF	TIME OF DAY
1 -		***45.957***	2:24.417		74.00	5.679	15:52:42.822
2 -	***1:32.757***	45.981	***2:18.738***	**(1)**	***77.03***		***15:55:01.560***
3 -	1:33.644	46.114	2:19.758	(3)	76.47	1.020	15:57:21.318
4 -	1:32.763	45.994	2:18.757	(2)	77.02	0.019	15:59:40.075
5 -	1:33.160	46.862	2:20.022		76.33	1.284	16:02:00.097

BMCRC - MRO Championships - Rnd 5 @ Snetterton 300

Thunderbike 500

RACE 12 - SECTOR ANALYSIS

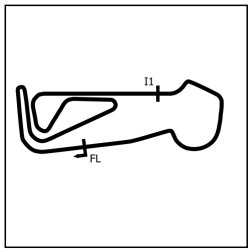

SECTOR 1 = FL to I1, SECTOR 2 = I1 to FL, DIFF = Difference To Personal Best Lap, P = Crossed Finish Line in Pit Lane, D = Time Disallowed

P13 7 C2 Shaun O'HARA — Honda CB500 - Advanced Vehicle Alarms

IDEAL LAP TIME : 2:17.973 BEST LAP TIME : 2:18.053 DIFFERENCE : 0.080

LAP	SECTOR 1	SECTOR 2	LAP TIME		MPH	DIFF	TIME OF DAY
1 -		57.001	2:34.720		69.07	16.667	15:52:53.125
2 -	1:32.506	46.329	2:18.835	(3)	76.98	0.782	15:55:11.960
3 -	1:32.163	***45.890***	***2:18.053***	**(1)**	***77.42***		***15:57:30.013***
4 -	***1:32.083***	46.366	2:18.449	(2)	77.19	0.396	15:59:48.462
5 -	1:33.245	46.382	2:19.627		76.54	1.574	16:02:08.089

P14 80 C1 Rachel STACEY — Honda CB500 - ATO Racing

IDEAL LAP TIME : 2:19.122 BEST LAP TIME : 2:19.384 DIFFERENCE : 0.262

LAP	SECTOR 1	SECTOR 2	LAP TIME		MPH	DIFF	TIME OF DAY
1 -		47.861	2:29.875		71.31	10.491	15:52:48.280
2 -	1:34.659	47.019	2:21.678		75.43	2.294	15:55:09.958
3 -	1:33.551	46.931	2:20.482	(3)	76.08	1.098	15:57:30.440
4 -	***1:32.724***	46.660	***2:19.384***	**(1)**	***76.68***		***15:59:49.824***
5 -	1:33.379	***46.398***	2:19.777	(2)	76.46	0.393	16:02:09.601

P15 30 C3 Jordan BUTLER (R) — Honda CB500 - JB Racing with Double D Graphics

IDEAL LAP TIME : 2:19.478 BEST LAP TIME : 2:19.860 DIFFERENCE : 0.382

LAP	SECTOR 1	SECTOR 2	LAP TIME		MPH	DIFF	TIME OF DAY
1 -		47.981	2:29.661		71.41	9.801	15:52:48.066
2 -	1:33.914	47.144	2:21.058	(2)	75.77	1.198	15:55:09.124
3 -	1:34.129	***46.952***	2:21.081	(3)	75.75	1.221	15:57:30.205
4 -	***1:32.526***	47.334	***2:19.860***	**(1)**	***76.41***		***15:59:50.065***
5 -	1:34.338	47.222	2:21.560		75.50	1.700	16:02:11.625

P16 56 C2 John HAMILTON — Honda CB500 - Clem Fandango Racing

IDEAL LAP TIME : 2:19.418 BEST LAP TIME : 2:19.418 DIFFERENCE : 0.000

LAP	SECTOR 1	SECTOR 2	LAP TIME		MPH	DIFF	TIME OF DAY
1 -		48.164	2:29.735		71.37	10.317	15:52:48.140
2 -	1:36.030	47.169	2:23.199		74.63	3.781	15:55:11.339
3 -	1:33.541	47.050	2:20.591	(3)	76.02	1.173	15:57:31.930
4 -	***1:32.897***	***46.521***	***2:19.418***	**(1)**	***76.66***		***15:59:51.348***
5 -	1:33.327	47.236	2:20.563	(2)	76.03	1.145	16:02:11.911

P17 82 C3 Jack WOLFF — Honda CB500 -

IDEAL LAP TIME : 2:20.015 BEST LAP TIME : 2:20.267 DIFFERENCE : 0.252

LAP	SECTOR 1	SECTOR 2	LAP TIME		MPH	DIFF	TIME OF DAY
1 -		47.248	2:30.808		70.87	10.541	15:52:49.213
2 -	1:34.773	***46.755***	2:21.528		75.51	1.261	15:55:10.741
3 -	1:33.744	46.891	2:20.635	(3)	75.99	0.368	15:57:31.376
4 -	1:33.478	46.796	2:20.274	(2)	76.19	0.007	15:59:51.650
5 -	***1:33.260***	47.007	***2:20.267***	**(1)**	***76.19***		***16:02:11.917***

P18 84 C1 Martyn DELLOW — Honda CB500 - Kirdford Shotblasting

IDEAL LAP TIME : 2:20.723 BEST LAP TIME : 2:21.292 DIFFERENCE : 0.569

LAP	SECTOR 1	SECTOR 2	LAP TIME		MPH	DIFF	TIME OF DAY
1 -		46.984	2:33.162		69.78	11.870	15:52:51.567
2 -	1:34.688	***46.604***	***2:21.292***	**(1)**	***75.64***		***15:55:12.859***
3 -	***1:34.119***	48.056	2:22.175	(3)	75.17	0.883	15:57:35.034
4 -	1:35.229	47.486	2:22.715		74.89	1.423	15:59:57.749
5 -	1:35.079	47.073	2:22.152	(2)	75.18	0.860	16:02:19.901

BMCRC - MRO Championships - Rnd 5 @ Snetterton 300

Thunderbike 500

RACE 12 - SECTOR ANALYSIS

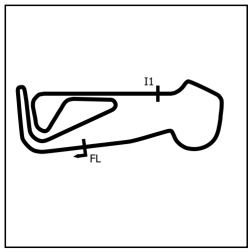

SECTOR 1 = FL to I1, SECTOR 2 = I1 to FL, DIFF = Difference To Personal Best Lap, P = Crossed Finish Line in Pit Lane, D = Time Disallowed

P19 25 C1 Dylan JORDAN (R) — Honda CB500 - Delta T Racing

IDEAL LAP TIME : 2:22.248 BEST LAP TIME : 2:22.248 DIFFERENCE : 0.000

LAP	SECTOR 1	SECTOR 2	LAP TIME		MPH	DIFF	TIME OF DAY
1 -		48.002	2:29.414		71.53	7.166	15:52:47.819
2 -	1:36.301	47.828	2:24.129		74.15	1.881	15:55:11.948
3 -	***1:34.444***	***47.804***	***2:22.248***	***(1)***	***75.13***		***15:57:34.196***
4 -	1:35.236	47.834	2:23.070	**(3)**	74.70	0.822	15:59:57.266
5 -	1:35.117	47.924	2:23.041	**(2)**	74.72	0.793	16:02:20.307

P20 42 C3 Gary ADORJAN — Honda CB500 - Hippo Racing

IDEAL LAP TIME : 2:21.815 BEST LAP TIME : 2:22.846 DIFFERENCE : 1.031

LAP	SECTOR 1	SECTOR 2	LAP TIME		MPH	DIFF	TIME OF DAY
1 -		48.429	2:30.720		70.91	7.874	15:52:49.125
2 -	1:35.521	***47.617***	2:23.138		74.66	0.292	15:55:12.263
3 -	***1:34.198***	48.650	2:22.848	**(2)**	74.82	0.002	15:57:35.111
4 -	1:34.713	48.150	2:22.863	**(3)**	74.81	0.017	15:59:57.974
5 -	1:34.768	48.078	***2:22.846***	***(1)***	***74.82***		***16:02:20.820***

P21 155 C1 Paul ADAMS (R) — Honda CB500 - Adams Motor Repairs Ltd

IDEAL LAP TIME : 2:24.810 BEST LAP TIME : 2:25.148 DIFFERENCE : 0.338

LAP	SECTOR 1	SECTOR 2	LAP TIME		MPH	DIFF	TIME OF DAY
1 -		***48.772***	2:33.159		69.78	8.011	15:52:51.564
2 -	***1:36.038***	49.110	***2:25.148***	***(1)***	***73.63***		***15:55:16.712***
3 -	1:36.831	49.211	2:26.042	**(2)**	73.18	0.894	15:57:42.754
4 -	1:37.466	49.113	2:26.579	**(3)**	72.91	1.431	16:00:09.333
5 -	1:37.454	49.312	2:26.766		72.82	1.618	16:02:36.099

P22 425 C3 Jonathan CARPENTER (R) — Honda CB500 - Morgan Price International Healthcare Ltd

IDEAL LAP TIME : 2:24.503 BEST LAP TIME : 2:24.503 DIFFERENCE : 0.000

LAP	SECTOR 1	SECTOR 2	LAP TIME		MPH	DIFF	TIME OF DAY
1 -		50.908	2:41.530		66.16	17.027	15:52:59.935
2 -	1:41.922	48.982	2:30.904		70.82	6.401	15:55:30.839
3 -	1:38.410	49.095	2:27.505	**(3)**	72.45	3.002	15:57:58.344
4 -	1:37.260	48.504	2:25.764	**(2)**	73.32	1.261	16:00:24.108
5 -	***1:36.582***	***47.921***	***2:24.503***	***(1)***	***73.96***		***16:02:48.611***

P23 17 C3 Aaron HARRIS (R) — Honda CB500 -

IDEAL LAP TIME : 2:26.727 BEST LAP TIME : 2:28.675 DIFFERENCE : 1.948

LAP	SECTOR 1	SECTOR 2	LAP TIME		MPH	DIFF	TIME OF DAY
1 -		***48.594***	2:35.574		68.70	6.899	15:52:53.979
2 -	***1:38.133***	50.542	***2:28.675***	***(1)***	***71.88***		***15:55:22.654***
3 -	1:39.316	50.213	2:29.529	**(2)**	71.47	0.854	15:57:52.183
4 -	1:40.144	50.323	2:30.467		71.03	1.792	16:00:22.650
5 -	1:39.572	50.260	2:29.832	**(3)**	71.33	1.157	16:02:52.482

P24 909 C2 Steven SMITH (R) — Honda CB500 -

IDEAL LAP TIME : 2:34.013 BEST LAP TIME : 2:34.718 DIFFERENCE : 0.705

LAP	SECTOR 1	SECTOR 2	LAP TIME		MPH	DIFF	TIME OF DAY
1 -		52.332	2:43.447		65.39	8.729	15:53:01.852
2 -	***1:42.247***	52.581	2:34.828	**(2)**	69.03	0.110	15:55:36.680
3 -	1:43.482	52.870	2:36.352		68.35	1.634	15:58:13.032
4 -	1:42.496	52.222	***2:34.718***	***(1)***	***69.08***		***16:00:47.750***
5 -	1:43.211	***51.766***	2:34.977	**(3)**	68.96	0.259	16:03:22.727

BMCRC - MRO Championships - Rnd 5 @ Snetterton 300

Thunderbike 500

RACE 12 - SECTOR ANALYSIS

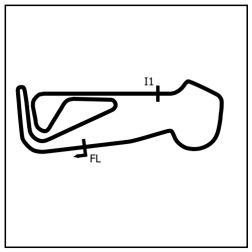

SECTOR 1 = FL to I1, SECTOR 2 = I1 to FL, DIFF = Difference To Personal Best Lap, P = Crossed Finish Line in Pit Lane, D = Time Disallowed

P25 57 C2 Dan PERKINS (R) Honda CB500 -

IDEAL LAP TIME : 2:33.387 BEST LAP TIME : 2:33.722 DIFFERENCE : 0.335

LAP	SECTOR 1	SECTOR 2	LAP TIME	MPH	DIFF	TIME OF DAY
1 -		***50.903***	2:40.819	66.45	7.097	15:52:59.224
2 -	***1:42.484***	51.238	***2:33.722*** **(1)**	***69.52***		***15:55:32.946***
3 -	1:42.857	52.448	2:35.305 **(2)**	68.81	1.583	15:58:08.251
4 -	1:44.614	52.357	2:36.971 **(3)**	68.08	3.249	16:00:45.222
5 -	1:45.788	51.867	2:37.655	67.79	3.933	16:03:22.877

P26 172 C3 Bobby CAMPBELL Honda CB500 - RAF Motorsports

IDEAL LAP TIME : 2:26.919 BEST LAP TIME : DIFFERENCE :

LAP	SECTOR 1	SECTOR 2	LAP TIME	MPH	DIFF	TIME OF DAY
1 -		***48.336***	2:34.715	69.08		15:52:53.120
2 -	***1:38.583***					

BMCRC - MRO Championships - Rnd 5 @ Snetterton 300

Thunderbike 500

RACE 12 - BEST SECTORS

	SECTOR 1		SECTOR 2	
POS	NO	TIME	NO	TIME
1	**34**	**1:26.720**	**34**	**42.455**
2	**43**	**1:28.159**	**62**	**43.567**
3	**66**	**1:28.696**	**43**	**43.594**
4	**62**	**1:28.755**	**66**	**43.652**
5	**16**	**1:30.002**	**16**	**43.934**
6	**116**	**1:30.080**	**23**	**44.652**
7	**75**	**1:30.281**	**75**	**44.974**
8	**23**	**1:30.368**	**116**	**45.038**
9	**11**	**1:31.167**	**26**	**45.137**
10	**26**	**1:31.290**	**11**	**45.175**
11	**7**	**1:32.083**	**76**	**45.797**
12	**76**	**1:32.245**	**7**	**45.890**
13	**30**	**1:32.526**	**59**	**45.957**
14	**80**	**1:32.724**	**80**	**46.398**
15	**59**	**1:32.757**	**56**	**46.521**
16	**56**	**1:32.897**	**84**	**46.604**
17	**82**	**1:33.260**	**82**	**46.755**
18	**84**	**1:34.119**	**30**	**46.952**
19	**42**	**1:34.198**	**42**	**47.617**
20	**25**	**1:34.444**	**25**	**47.804**
21	**155**	**1:36.038**	**425**	**47.921**
22	**425**	**1:36.582**	**172**	**48.336**
23	**17**	**1:38.133**	**17**	**48.594**
24	**172**	**1:38.583**	**155**	**48.772**
25	**909**	**1:42.247**	**57**	**50.903**
26	**57**	**1:42.484**	**909**	**51.766**

IDEAL / BEST COMPARISON

POS	NO	NAME	IDEAL	BEST	DIFF
		PERFECT LAP	**2:09.175**		
1	**34**	SILVESTER	2:09.175	2:09.385	**0.210**
2	**43**	SILVESTER	2:11.753	2:12.663	**0.910**
3	**62**	MACRAE	2:12.322	2:12.625	**0.303**
4	**66**	ROUND	2:12.348	2:13.219	**0.871**
5	**16**	MACRAE	2:13.936	2:14.320	**0.384**
6	**23**	KERSHAW	2:15.020	2:15.635	**0.615**
7	**116**	WILKINSON	2:15.118	2:15.118	**0.000**
8	**75**	WOODALL	2:15.255	2:15.400	**0.145**
9	**11**	OSBORNE	2:16.342	2:16.630	**0.288**
10	**26**	DWYER	2:16.427	2:16.504	**0.077**
11	**7**	O'HARA	2:17.973	2:18.053	**0.080**
12	**76**	CARTER	2:18.042	2:18.042	**0.000**
13	**59**	GRIMES	2:18.714	2:18.738	**0.024**
14	**80**	STACEY	2:19.122	2:19.384	**0.262**
15	**56**	HAMILTON	2:19.418	2:19.418	**0.000**
16	**30**	BUTLER (R)	2:19.478	2:19.860	**0.382**
17	**82**	WOLFF	2:20.015	2:20.267	**0.252**
18	**84**	DELLOW	2:20.723	2:21.292	**0.569**
19	**42**	ADORJAN	2:21.815	2:22.846	**1.031**
20	**25**	JORDAN (R)	2:22.248	2:22.248	**0.000**
21	**425**	CARPENTER (R)	2:24.503	2:24.503	**0.000**
22	**155**	ADAMS (R)	2:24.810	2:25.148	**0.338**
23	**17**	HARRIS (R)	2:26.727	2:28.675	**1.948**
24	**172**	CAMPBELL			
25	**57**	PERKINS (R)	2:33.387	2:33.722	**0.335**
26	**909**	SMITH (R)	2:34.013	2:34.718	**0.705**

Weather / Track : Bright / Dry

Snetterton 300: 2.9689 miles
Date: 27/06/2026 Start: 15:50 Finish: 16:01

Results can be found at www.tsl-timing.com

Printed - 16:06 Saturday, 27 June 2026

BMCRC - MRO Championships - Rnd 5 @ Snetterton 300

Thunderbike 500

RACE 12 - STATISTICS

Competitors Started	26
Planned Start	2026-06-27 @ 16:00:00.000
Actual Start	2026-06-27 @ 15:50:18.404
Finish Time	2026-06-27 @ 16:01:14.853
Track Length	2.9689mi.
Total Laps	126
Total Distance Covered	374.0828mi.

Session Fastest Lap History

NO	CL	NAME	LAP TIME	TIME OF DAY	LAP	VEHICLE
34	C1	**Aaron SILVESTER**	**2:10.717**	15:54:45.423	2	Honda CB500
34	C1	**Aaron SILVESTER**	**2:10.556**	15:56:55.979	3	Honda CB500
34	C1	**Aaron SILVESTER**	**2:09.490**	15:59:05.469	4	Honda CB500
34	C1	**Aaron SILVESTER**	**2:09.385**	16:01:14.854	5	Honda CB500

Session Leader History

NO	CL	NAME	FROM LAP	LAPS LED	DISTANCE	VEHICLE
34	C1	**Aaron SILVESTER**	1	5	14.84 miles	Honda CB500

Flag History

TYPE	TIME OF DAY
GREEN	15:50:18.404
FINISH	16:01:14.853

Flag Statistics

TYPE	COUNT	TOTAL LAPS	TOTAL TIME
Green	1	5	14:00.185
Red	0	0	0.000
Safety Car	0	0	0.000
FCY	0	0	0.000

Weather / Track : Bright / Dry

Snetterton 300: 2.9689 miles
Date: 27/06/2026 Start: 15:50 Finish: 16:01

BMCRC - MRO Championships - Rnd 5 @ Snetterton 300

Thunderbike 500

RACE 12 - STATISTICS

CLASS : C1

9 Starters

Fastest Lap History

NO	NAME	LAP TIME	TIME OF DAY	LAP	VEHICLE
34	**Aaron SILVESTER**	**2:10.717**	15:54:45.423	2	Honda CB500
34	**Aaron SILVESTER**	**2:10.556**	15:56:55.979	3	Honda CB500
34	**Aaron SILVESTER**	**2:09.490**	15:59:05.469	4	Honda CB500
34	**Aaron SILVESTER**	**2:09.385**	16:01:14.854	5	Honda CB500

Leader History

NO	NAME	FROM LAP	LAPS LED	DISTANCE	VEHICLE
34	**Aaron SILVESTER**	1	5	14.84 miles	Honda CB500

BMCRC - MRO Championships - Rnd 5 @ Snetterton 300

Thunderbike 500

RACE 12 - STATISTICS

CLASS : C2

7 Starters

Fastest Lap History

NO	NAME	LAP TIME	TIME OF DAY	LAP	VEHICLE
43	**Max SILVESTER**	**2:12.663**	15:54:48.863	2	Honda CB500

Leader History

NO	NAME	FROM LAP	LAPS LED	DISTANCE	VEHICLE
43	**Max SILVESTER**	1	5	14.84 miles	Honda CB500

BMCRC - MRO Championships - Rnd 5 @ Snetterton 300

Thunderbike 500

RACE 12 - STATISTICS

CLASS : C3

10 Starters

Fastest Lap History

NO	NAME	LAP TIME	TIME OF DAY	LAP	VEHICLE
62	**Max MACRAE**	**2:12.625**	15:54:49.404	2	Honda CB500

Leader History

NO	NAME	FROM LAP	LAPS LED	DISTANCE	VEHICLE
62	**Max MACRAE**	1	5	14.84 miles	Honda CB500

BMCRC - MRO Championships - Rnd 5 @ Snetterton 300

Thunderbike 500

RACE 2 - GRID (7 Laps)



These results are provisional until the conclusion of any judicial and technical matters.

Snetterton 300: 2.9689 miles

Clerk Of Course: Caroline Patterson / Tony MacBride	Timekeeper: Craig Smith	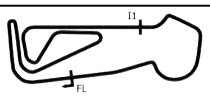

Results can be found at www.tsl-timing.com

Printed - 16:10 Saturday, 27 June 2026

BMCRC - MRO Championships - Rnd 5 @ Snetterton 300

Thunderbike 500

RACE 2 - CLASSIFICATION

Race Distance: 7 Laps / 20.78 miles

POS	NO	CL	PIC	NAME	ENTRY	LAPS	TIME	GAP	DIFF	MPH	BEST	ON	GRD	↑↓
1	34	C1	1	Aaron SILVESTER	Honda CB500 - A & J Racing	7	15:09.717			82.24	2:08.308	4	1	0
2	43	C2	1	Max SILVESTER	Honda CB500 - SRT Supplies	7	15:29.781	20.064	20.064	80.46	2:11.224	2	3	1
3	66	C1	2	Benjamin ROUND	Honda CB500 -	7	15:29.840	20.123	0.059	80.46	2:11.671	6	4	1
4	62	C3	1	Max MACRAE	Honda CB500 - MacRae Racing	7	15:43.393	33.676	13.553	79.30	2:13.333	4	2	-2
5	16	C2	2	Luke MACRAE	Honda CB500 - Helmet City Northlands Fencing	7	15:51.099	41.382	7.706	78.66	2:14.036	4	5	0
6	75	C2	3	Peter WOODALL	Honda CB500 - RevdCoin	7	15:54.318	44.601	3.219	78.39	2:14.964	7	7	1
7	23	C1	3	Adrian KERSHAW	Honda CB500 - ADK Racing	7	15:54.391	44.674	0.073	78.39	2:15.252	6	8	1
8	116	C1	4	Owen WILKINSON	Honda CB500 -	7	15:57.868	48.151	3.477	78.10	2:15.360	4	6	-2
9	26	C3	2	Colt DWYER	Honda CB500 - Regal Aluminium	7	16:06.215	56.498	8.347	77.43	2:16.529	6	9	0
10	7	C2	4	Shaun O'HARA	Honda CB500 - Advanced Vehicle Alarms	7	16:11.277	1:01.560	5.062	77.02	2:16.992	2	12	2
11	76	C3	3	Ian CARTER	Honda CB500 - ATO Racing + Moyes investments	7	16:17.165	1:07.448	5.888	76.56	2:17.467	7	11	0
12	59	C3	4	Calvin GRIMES	Honda CB500 - Colorcote, Lustre Coatings, Frostbite Service	7	16:18.992	1:09.275	1.827	76.42	2:18.190	7	13	1
13	30	C3	5	Jordan BUTLER (R)	Honda CB500 - JB Racing with Double D Graphics	7	16:24.470	1:14.753	5.478	75.99	2:18.380	4	16	3
14	80	C1	5	Rachel STACEY	Honda CB500 - ATO Racing	7	16:33.107	1:23.390	8.637	75.33	2:20.204	5	14	0
15	155	C1	6	Paul ADAMS (R)	Honda CB500 - Adams Motor Repairs Ltd	7	16:42.434	1:32.717	9.327	74.63	2:21.116	6	22	7
16	82	C3	6	Jack WOLFF	Honda CB500 -	7	16:42.529	1:32.812	0.095	74.62	2:21.036	2	17	1
17	42	C3	7	Gary ADORJAN	Honda CB500 - Hippo Racing	7	16:42.679	1:32.962	0.150	74.61	2:20.401	6	20	3
18	56	C2	5	John HAMILTON	Honda CB500 - Clem Fandango Racing	7	16:43.030	1:33.313	0.351	74.59	2:20.973	6	15	-3
19	25	C1	7	Dylan JORDAN (R)	Honda CB500 - Delta T Racing	7	16:49.902	1:40.185	6.872	74.08	2:22.506	2	19	0
20	425	C3	8	Jonathan CARPENTER (R)	Honda CB500 - Morgan Price International Healthcare Ltd	7	17:28.338	2:18.621	38.436	71.36	2:25.928	7	21	1
21	172	C3	9	Bobby CAMPBELL	Honda CB500 - RAF Motorsports	7	17:33.457	2:23.740	5.119	71.01	2:27.548	7	26	5
22	17	C3	10	Aaron HARRIS (R)	Honda CB500 -	7	17:33.961	2:24.244	0.504	70.98	2:26.834	7	23	1
23	57	C2	6	Dan PERKINS (R)	Honda CB500 -	6	15:29.974	1 Lap	1 Lap	68.95	2:32.929	6	24	1
24	909	C2	7	Steven SMITH (R)	Honda CB500 -	6	15:42.359	1 Lap	12.385	68.05	2:35.575	3	25	1
					NOT CLASSIFIED									
DNF	11	C1		Mark OSBORNE	Honda CB500 - PAL driving school	3	7:03.510	4 Laps	3 Laps	75.71	2:18.424	3	10	
					NOT STARTED									
NS	84	C1		Martyn DELLOW	Honda CB500 - Kirdford Shotblasting								18	

FASTEST LAP

34	C1	Aaron SILVESTER	Honda CB500 - A & J Racing	4	2:08.308	83.30 mph	134.05 kph
43	C2	Max SILVESTER	Honda CB500 - SRT Supplies	2	2:11.224	81.44 mph	131.07 kph
62	C3	Max MACRAE	Honda CB500 - MacRae Racing	4	2:13.333	80.16 mph	129.00 kph

Class C1 - 92.5% of Race Speed = 76.07 mph
Class C2 - 92.5% of Race Speed = 74.42 mph
Class C3 - 92.5% of Race Speed = 73.35 mph

Weather / Track : Sunny / Dry
These results are provisional until the conclusion of any judicial and technical matters.

Date: 28/06/2026 Start: 09:59 Finish: 10:14
Snetterton 300: 2.9689 miles

Clerk Of Course: Caroline Patterson / Tony MacBride	Timekeeper: Craig Smith	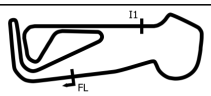

Results can be found at www.tsl-timing.com

Printed - 10:18 Sunday, 28 June 2026

BMCRC - MRO Championships - Rnd 5 @ Snetterton 300

Thunderbike 500

RACE 2 - LAP CHART

LAP 1 @ 10:01:50.683

NO	BEHIND	LAP TIME
34		2:15.677
43	0.501	2:16.178
66	1.308	2:16.985
16	2.348	2:18.025
62	3.674	2:19.351
23	4.895	2:20.572
75	5.468	2:21.145
7	6.507	2:22.184
116	6.516	2:22.193
26	9.214	2:24.891
11	10.261	2:25.938
59	10.295	2:25.972
76	10.499	2:26.176
80	11.500	2:27.177
30	11.926	2:27.603
155	12.729	2:28.406
56	13.873	2:29.550
42	14.536	2:30.213
82	14.576	2:30.253
25	15.184	2:30.861
172	18.718	2:34.395
17	22.186	2:37.863
57	23.662	2:39.339
425	24.369	2:40.046
909	27.433	2:43.110

LAP 2 @ 10:04:00.669

NO	BEHIND	LAP TIME
34		2:09.986
43	1.739	2:11.224
66	3.206	2:11.884
16	6.756	2:14.394
62	7.486	2:13.798
23	11.097	2:16.188
75	11.632	2:16.150
116	12.040	2:15.510
7	13.513	2:16.992
26	16.245	2:17.017
11	19.423	2:19.148
76	19.717	2:19.204
59	20.153	2:19.844
30	20.488	2:18.548
80	22.364	2:20.850
155	24.923	2:22.180
42	25.250	2:20.700
82	25.626	2:21.036
56	26.305	2:22.418
25	27.704	2:22.506
172	36.385	2:27.653
17	42.316	2:30.116
57	48.982	2:35.306
425	49.344	2:34.961
909	53.083	2:35.636

LAP 3 @ 10:06:09.472

NO	BEHIND	LAP TIME
34		2:08.803
43	4.785	2:11.849
66	6.682	2:12.279
62	12.759	2:14.076
16	12.770	2:14.817
23	17.870	2:15.576
75	18.472	2:15.643
116	19.294	2:16.057
7	22.822	2:18.112
26	24.086	2:16.644
11	29.044	2:18.424
76	29.419	2:18.505
59	29.799	2:18.449
30	30.215	2:18.530
80	35.032	2:21.471
155	38.066	2:21.946
82	38.500	2:21.677
42	38.788	2:22.341
56	39.947	2:22.445
25	42.536	2:23.635
172	56.074	2:28.492
17	1:03.260	2:29.747
425	1:08.108	2:27.567
57	1:13.271	2:33.092
909	1:19.855	2:35.575

LAP 4 @ 10:08:17.780

NO	BEHIND	LAP TIME
34		2:08.308
43	8.621	2:12.144
66	10.704	2:12.330
62	17.784	2:13.333
16	18.498	2:14.036
23	24.842	2:15.280
75	26.304	2:16.140
116	26.346	2:15.360
26	32.482	2:16.704
7	32.574	2:18.060
30	40.287	2:18.380
76	40.313	2:19.202
59	40.484	2:18.993
80	47.934	2:21.210
155	52.369	2:22.611
82	52.618	2:22.426
42	53.184	2:22.704
56	55.203	2:23.564
25	58.336	2:24.108
172	1:16.422	2:28.656
17	1:25.874	2:30.922
425	1:26.529	2:26.729
57	1:39.541	2:34.578
909	1:47.715	2:36.168

LAP 5 @ 10:10:26.473

NO	BEHIND	LAP TIME
34		2:08.693
43	12.902	2:12.974
66	13.999	2:11.988
62	23.106	2:14.015
16	26.361	2:16.556
23	32.032	2:15.883
75	32.867	2:15.256
116	33.258	2:15.605
26	41.120	2:17.331
7	42.041	2:18.160
76	49.243	2:17.623
59	50.852	2:19.061
30	51.517	2:19.923
80	59.445	2:20.204
82	1:06.546	2:22.621
155	1:08.434	2:24.758
42	1:09.063	2:24.572
56	1:09.222	2:22.712
25	1:12.799	2:23.156
172	1:36.182	2:28.453
425	1:44.369	2:26.533
17	1:46.542	2:29.361
57	2:05.578	2:34.730

LAP 6 @ 10:12:35.595

NO	BEHIND	LAP TIME
34		2:09.122
909	1 Lap	2:35.994
43	16.191	2:12.411
66	16.548	2:11.671
62	28.193	2:14.209
16	34.218	2:16.979
23	38.162	2:15.252
75	38.765	2:15.020
116	40.041	2:15.905
26	48.527	2:16.529
7	51.089	2:18.170
76	59.109	2:18.988
59	1:00.213	2:18.483
30	1:01.517	2:19.122
80	1:10.632	2:20.309
82	1:19.976	2:22.552
42	1:20.342	2:20.401
155	1:20.428	2:21.116
56	1:21.073	2:20.973
25	1:26.616	2:22.939
425	2:01.821	2:26.574
172	2:05.320	2:38.260
17	2:06.538	2:29.118

LAP 7 @ 10:14:44.723

NO	BEHIND	LAP TIME
34		2:09.128
43	20.064	2:13.001
66	20.123	2:12.703
57	1 Lap	2:32.929
909	1 Lap	2:35.876
62	33.676	2:14.611
16	41.382	2:16.292
75	44.601	2:14.964
23	44.674	2:15.640
116	48.151	2:17.238
26	56.498	2:17.099
7	1:01.560	2:19.599
76	1:07.448	2:17.467
59	1:09.275	2:18.190
30	1:14.753	2:22.364
80	1:23.390	2:21.886
155	1:32.717	2:21.417
82	1:32.812	2:21.964
42	1:32.962	2:21.748
56	1:33.313	2:21.368
25	1:40.185	2:22.697
425	2:18.621	2:25.928
172	2:23.740	2:27.548
17	2:24.244	2:26.834

Weather / Track : Sunny / Dry

Snetterton 300: 2.9689 miles
Date: 28/06/2026 Start: 09:59 Finish: 10:14

Results can be found at www.tsl-timing.com

Printed - 10:18 Sunday, 28 June 2026

BMCRC - MRO Championships - Rnd 5 @ Snetterton 300

Thunderbike 500

RACE 2 - POSITION CHART

No	Name	Lap Pos	1	2	3	4	5	6	7
34	SILVESTER	1	34	34	34	34	34	34	34
62	MACRAE	2	43	43	43	43	43	43	43
43	SILVESTER	3	66	66	66	66	66	66	66
66	ROUND	4	16	16	62	62	62	62	62
16	MACRAE	5	62	62	16	16	16	16	16
116	WILKINSON	6	23	23	23	23	23	23	75
75	WOODALL	7	75	75	75	75	75	75	23
23	KERSHAW	8	7	116	116	116	116	116	116
26	DWYER	9	116	7	7	26	26	26	26
11	OSBORNE	10	26	26	26	7	7	7	7
76	CARTER	11	11	11	11	30	76	76	76
7	O'HARA	12	59	76	76	76	59	59	59
59	GRIMES	13	76	59	59	59	30	30	30
80	STACEY	14	80	30	30	80	80	80	80
56	HAMILTON	15	30	80	80	155	82	82	155
30	BUTLER (R)	16	155	155	155	82	155	42	82
82	WOLFF	17	56	42	82	42	42	155	42
84	DELLOW	18	42	82	42	56	56	56	56
25	JORDAN (R)	19	82	56	56	25	25	25	25
42	ADORJAN	20	25	25	25	172	172	425	425
425	CARPENTER (R)	21	172	172	172	17	425	172	172
155	ADAMS (R)	22	17	17	17	425	17	17	17
17	HARRIS (R)	23	57	57	425	57	57	57	
57	PERKINS (R)	24	425	425	57	909	909	909	
909	SMITH (R)	25	909	909	909				
172	CAMPBELL	26							

Weather / Track : Sunny / Dry

Snetterton 300: 2.9689 miles
Date: 28/06/2026 Start: 09:59 Finish: 10:14

Results can be found at www.tsl-timing.com

Printed - 10:18 Sunday, 28 June 2026

BMCRC - MRO Championships - Rnd 5 @ Snetterton 300

Thunderbike 500

RACE 2 - SECTOR ANALYSIS

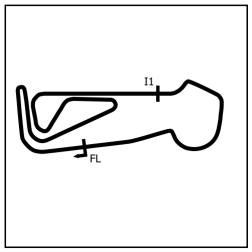

SECTOR 1 = FL to I1, SECTOR 2 = I1 to FL, DIFF = Difference To Personal Best Lap, P = Crossed Finish Line in Pit Lane, D = Time Disallowed

P1 34 C1 Aaron SILVESTER — Honda CB500 - A & J Racing

IDEAL LAP TIME : 2:08.267 BEST LAP TIME : 2:08.308 DIFFERENCE : 0.041

LAP	SECTOR 1	SECTOR 2	LAP TIME		MPH	DIFF	TIME OF DAY
1 -		42.660	2:15.677		78.77	7.369	10:01:50.683
2 -	1:27.012	42.974	2:09.986		82.22	1.678	10:04:00.669
3 -	1:26.462	42.341	2:08.803	(3)	82.98	0.495	10:06:09.472
4 -	1:26.099	***42.209***	***2:08.308***	**(1)**	***83.30***		***10:08:17.780***
5 -	1:26.201	42.492	2:08.693	(2)	83.05	0.385	10:10:26.473
6 -	***1:26.058***	43.064	2:09.122		82.77	0.814	10:12:35.595
7 -	1:26.279	42.849	2:09.128		82.77	0.820	10:14:44.723

P2 43 C2 Max SILVESTER — Honda CB500 - SRT Supplies

IDEAL LAP TIME : 2:10.675 BEST LAP TIME : 2:11.224 DIFFERENCE : 0.549

LAP	SECTOR 1	SECTOR 2	LAP TIME		MPH	DIFF	TIME OF DAY
1 -		***43.063***	2:16.178		78.48	4.954	10:01:51.184
2 -	***1:27.612***	43.612	***2:11.224***	**(1)**	***81.44***		***10:04:02.408***
3 -	1:28.322	43.527	2:11.849	(2)	81.06	0.625	10:06:14.257
4 -	1:28.497	43.647	2:12.144	(3)	80.88	0.920	10:08:26.401
5 -	1:28.818	44.156	2:12.974		80.37	1.750	10:10:39.375
6 -	1:28.558	43.853	2:12.411		80.71	1.187	10:12:51.786
7 -	1:29.228	43.773	2:13.001		80.36	1.777	10:15:04.787

P3 66 C1 Benjamin ROUND — Honda CB500 -

IDEAL LAP TIME : 2:11.604 BEST LAP TIME : 2:11.671 DIFFERENCE : 0.067

LAP	SECTOR 1	SECTOR 2	LAP TIME		MPH	DIFF	TIME OF DAY
1 -		***43.500***	2:16.985		78.02	5.314	10:01:51.991
2 -	1:28.173	43.711	2:11.884	(2)	81.04	0.213	10:04:03.875
3 -	1:28.381	43.898	2:12.279		80.79	0.608	10:06:16.154
4 -	1:28.439	43.891	2:12.330		80.76	0.659	10:08:28.484
5 -	1:28.211	43.777	2:11.988	(3)	80.97	0.317	10:10:40.472
6 -	***1:28.104***	43.567	***2:11.671***	**(1)**	***81.17***		***10:12:52.143***
7 -	1:29.052	43.651	2:12.703		80.54	1.032	10:15:04.846

P4 62 C3 Max MACRAE — Honda CB500 - MacRae Racing

IDEAL LAP TIME : 2:13.190 BEST LAP TIME : 2:13.333 DIFFERENCE : 0.143

LAP	SECTOR 1	SECTOR 2	LAP TIME		MPH	DIFF	TIME OF DAY
1 -		44.300	2:19.351		76.69	6.018	10:01:54.357
2 -	1:29.577	44.221	2:13.798	(2)	79.88	0.465	10:04:08.155
3 -	1:29.640	44.436	2:14.076		79.71	0.743	10:06:22.231
4 -	1:29.286	***44.047***	***2:13.333***	**(1)**	***80.16***		***10:08:35.564***
5 -	***1:29.143***	44.872	2:14.015	(3)	79.75	0.682	10:10:49.579
6 -	1:29.709	44.500	2:14.209		79.63	0.876	10:13:03.788
7 -	1:30.156	44.455	2:14.611		79.39	1.278	10:15:18.399

P5 16 C2 Luke MACRAE — Honda CB500 - Helmet City Northlands Fencing

IDEAL LAP TIME : 2:13.248 BEST LAP TIME : 2:14.036 DIFFERENCE : 0.788

LAP	SECTOR 1	SECTOR 2	LAP TIME		MPH	DIFF	TIME OF DAY
1 -		***43.771***	2:18.025		77.43	3.989	10:01:53.031
2 -	1:29.820	44.574	2:14.394	(2)	79.52	0.358	10:04:07.425
3 -	1:30.229	44.588	2:14.817	(3)	79.27	0.781	10:06:22.242
4 -	***1:29.477***	44.559	***2:14.036***	**(1)**	***79.74***		***10:08:36.278***
5 -	1:29.554	47.002	2:16.556		78.26	2.520	10:10:52.834
6 -	1:31.759	45.220	2:16.979		78.02	2.943	10:13:09.813
7 -	1:31.287	45.005	2:16.292		78.42	2.256	10:15:26.105

Weather / Track : Sunny / Dry

Snetterton 300: 2.9689 miles
Date: 28/06/2026 Start: 09:59 Finish: 10:14

BMCRC - MRO Championships - Rnd 5 @ Snetterton 300

Thunderbike 500

RACE 2 - SECTOR ANALYSIS

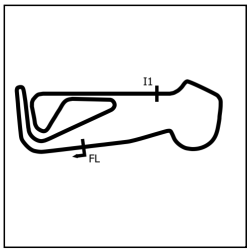

SECTOR 1 = FL to I1, SECTOR 2 = I1 to FL, DIFF = Difference To Personal Best Lap, P = Crossed Finish Line in Pit Lane, D = Time Disallowed

P6 75 C2 Peter WOODALL — Honda CB500 - RevdCoin

IDEAL LAP TIME : 2:14.653 BEST LAP TIME : 2:14.964 DIFFERENCE : 0.311

LAP	SECTOR 1	SECTOR 2	LAP TIME		MPH	DIFF	TIME OF DAY
1 -		45.048	2:21.145		75.72	6.181	10:01:56.151
2 -	1:30.622	45.528	2:16.150		78.50	1.186	10:04:12.301
3 -	1:30.577	45.066	2:15.643		78.79	0.679	10:06:27.944
4 -	1:30.506	45.634	2:16.140		78.50	1.176	10:08:44.084
5 -	1:30.279	44.977	2:15.256	(3)	79.02	0.292	10:10:59.340
6 -	1:30.116	***44.904***	2:15.020	(2)	79.15	0.056	10:13:14.360
7 -	***1:29.749***	45.215	***2:14.964***	(1)	***79.19***		***10:15:29.324***

P7 23 C1 Adrian KERSHAW — Honda CB500 - ADK Racing

IDEAL LAP TIME : 2:14.966 BEST LAP TIME : 2:15.252 DIFFERENCE : 0.286

LAP	SECTOR 1	SECTOR 2	LAP TIME		MPH	DIFF	TIME OF DAY
1 -		45.039	2:20.572		76.03	5.320	10:01:55.578
2 -	1:30.555	45.633	2:16.188		78.48	0.936	10:04:11.766
3 -	1:30.378	45.198	2:15.576	(3)	78.83	0.324	10:06:27.342
4 -	***1:30.034***	45.246	2:15.280	(2)	79.00	0.028	10:08:42.622
5 -	1:30.527	45.356	2:15.883		78.65	0.631	10:10:58.505
6 -	1:30.320	***44.932***	***2:15.252***	(1)	***79.02***		***10:13:13.757***
7 -	1:30.449	45.191	2:15.640		78.79	0.388	10:15:29.397

P8 116 C1 Owen WILKINSON — Honda CB500 -

IDEAL LAP TIME : 2:15.108 BEST LAP TIME : 2:15.360 DIFFERENCE : 0.252

LAP	SECTOR 1	SECTOR 2	LAP TIME		MPH	DIFF	TIME OF DAY
1 -		45.242	2:22.193		75.16	6.833	10:01:57.199
2 -	1:30.286	45.224	2:15.510	(2)	78.87	0.150	10:04:12.709
3 -	1:30.454	45.603	2:16.057		78.55	0.697	10:06:28.766
4 -	1:30.273	45.087	***2:15.360***	(1)	***78.96***		***10:08:44.126***
5 -	***1:30.186***	45.419	2:15.605	(3)	78.81	0.245	10:10:59.731
6 -	1:30.983	***44.922***	2:15.905		78.64	0.545	10:13:15.636
7 -	1:31.009	46.229	2:17.238		77.87	1.878	10:15:32.874

P9 26 C3 Colt DWYER — Honda CB500 - Regal Aluminium

IDEAL LAP TIME : 2:16.438 BEST LAP TIME : 2:16.529 DIFFERENCE : 0.091

LAP	SECTOR 1	SECTOR 2	LAP TIME		MPH	DIFF	TIME OF DAY
1 -		45.744	2:24.891		73.76	8.362	10:01:59.897
2 -	1:31.535	45.482	2:17.017		78.00	0.488	10:04:16.914
3 -	***1:31.317***	45.327	2:16.644	(2)	78.21	0.115	10:06:33.558
4 -	1:31.393	45.311	2:16.704	(3)	78.18	0.175	10:08:50.262
5 -	1:32.036	45.295	2:17.331		77.82	0.802	10:11:07.593
6 -	1:31.408	***45.121***	***2:16.529***	(1)	***78.28***		***10:13:24.122***
7 -	1:31.611	45.488	2:17.099		77.95	0.570	10:15:41.221

P10 7 C2 Shaun O'HARA — Honda CB500 - Advanced Vehicle Alarms

IDEAL LAP TIME : 2:16.861 BEST LAP TIME : 2:16.992 DIFFERENCE : 0.131

LAP	SECTOR 1	SECTOR 2	LAP TIME		MPH	DIFF	TIME OF DAY
1 -		***45.293***	2:22.184		75.17	5.192	10:01:57.190
2 -	***1:31.568***	45.424	***2:16.992***	(1)	***78.01***		***10:04:14.182***
3 -	1:32.003	46.109	2:18.112	(3)	77.38	1.120	10:06:32.294
4 -	1:32.695	45.365	2:18.060	(2)	77.41	1.068	10:08:50.354
5 -	1:32.444	45.716	2:18.160		77.36	1.168	10:11:08.514
6 -	1:32.447	45.723	2:18.170		77.35	1.178	10:13:26.684
7 -	1:32.395	47.204	2:19.599		76.56	2.607	10:15:46.283

BMCRC - MRO Championships - Rnd 5 @ Snetterton 300

Thunderbike 500

RACE 2 - SECTOR ANALYSIS

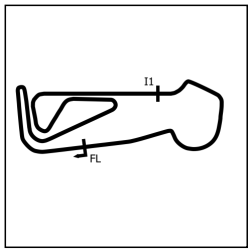

SECTOR 1 = FL to I1, SECTOR 2 = I1 to FL, DIFF = Difference To Personal Best Lap, P = Crossed Finish Line in Pit Lane, D = Time Disallowed

P11 76 C3 Ian CARTER — Honda CB500 - ATO Racing + Moyes investments

IDEAL LAP TIME : 2:17.467 BEST LAP TIME : 2:17.467 DIFFERENCE : 0.000

LAP	SECTOR 1	SECTOR 2	LAP TIME	MPH	DIFF	TIME OF DAY
1 -		46.504	2:26.176	73.11	8.709	10:02:01.182
2 -	1:32.624	46.580	2:19.204	76.77	1.737	10:04:20.386
3 -	1:32.626	45.879	2:18.505 (3)	77.16	1.038	10:06:38.891
4 -	1:32.382	46.820	2:19.202	76.78	1.735	10:08:58.093
5 -	1:31.642	45.981	2:17.623 (2)	77.66	0.156	10:11:15.716
6 -	1:32.891	46.097	2:18.988	76.89	1.521	10:13:34.704
7 -	***1:31.617***	***45.850***	***2:17.467 (1)***	***77.75***		***10:15:52.171***

P12 59 C3 Calvin GRIMES — Honda CB500 - Colorcote, Lustre Coatings, Frostbite Services

IDEAL LAP TIME : 2:17.703 BEST LAP TIME : 2:18.190 DIFFERENCE : 0.487

LAP	SECTOR 1	SECTOR 2	LAP TIME	MPH	DIFF	TIME OF DAY
1 -		46.374	2:25.972	73.21	7.782	10:02:00.978
2 -	1:33.025	46.819	2:19.844	76.42	1.654	10:04:20.822
3 -	1:32.415	46.034	2:18.449 (2)	77.19	0.259	10:06:39.271
4 -	1:32.700	46.293	2:18.993	76.89	0.803	10:08:58.264
5 -	1:33.053	46.008	2:19.061	76.85	0.871	10:11:17.325
6 -	1:32.784	***45.699***	2:18.483 (3)	77.17	0.293	10:13:35.808
7 -	***1:32.004***	46.186	***2:18.190 (1)***	***77.34***		***10:15:53.998***

P13 30 C3 Jordan BUTLER (R) — Honda CB500 - JB Racing with Double D Graphics

IDEAL LAP TIME : 2:17.818 BEST LAP TIME : 2:18.380 DIFFERENCE : 0.562

LAP	SECTOR 1	SECTOR 2	LAP TIME	MPH	DIFF	TIME OF DAY
1 -		47.803	2:27.603	72.41	9.223	10:02:02.609
2 -	***1:31.516***	47.032	2:18.548 (3)	77.14	0.168	10:04:21.157
3 -	1:32.228	***46.302***	2:18.530 (2)	77.15	0.150	10:06:39.687
4 -	1:31.930	46.450	***2:18.380 (1)***	***77.23***		***10:08:58.067***
5 -	1:33.355	46.568	2:19.923	76.38	1.543	10:11:17.990
6 -	1:32.483	46.639	2:19.122	76.82	0.742	10:13:37.112
7 -	1:34.118	48.246	2:22.364	75.07	3.984	10:15:59.476

P14 80 C1 Rachel STACEY — Honda CB500 - ATO Racing

IDEAL LAP TIME : 2:20.199 BEST LAP TIME : 2:20.204 DIFFERENCE : 0.005

LAP	SECTOR 1	SECTOR 2	LAP TIME	MPH	DIFF	TIME OF DAY
1 -		46.982	2:27.177	72.62	6.973	10:02:02.183
2 -	1:33.509	47.341	2:20.850 (3)	75.88	0.646	10:04:23.033
3 -	1:34.356	47.115	2:21.471	75.54	1.267	10:06:44.504
4 -	1:34.288	46.922	2:21.210	75.68	1.006	10:09:05.714
5 -	***1:33.343***	46.861	***2:20.204 (1)***	***76.23***		***10:11:25.918***
6 -	1:33.453	***46.856***	2:20.309 (2)	76.17	0.105	10:13:46.227
7 -	1:34.801	47.085	2:21.886	75.32	1.682	10:16:08.113

P15 155 C1 Paul ADAMS (R) — Honda CB500 - Adams Motor Repairs Ltd

IDEAL LAP TIME : 2:20.600 BEST LAP TIME : 2:21.116 DIFFERENCE : 0.516

LAP	SECTOR 1	SECTOR 2	LAP TIME	MPH	DIFF	TIME OF DAY
1 -		47.575	2:28.406	72.01	7.290	10:02:03.412
2 -	1:34.121	48.059	2:22.180	75.17	1.064	10:04:25.592
3 -	1:34.194	47.752	2:21.946 (3)	75.29	0.830	10:06:47.538
4 -	1:34.609	48.002	2:22.611	74.94	1.495	10:09:10.149
5 -	1:35.228	49.530	2:24.758	73.83	3.642	10:11:34.907
6 -	1:33.973	***47.143***	***2:21.116 (1)***	***75.73***		***10:13:56.023***
7 -	***1:33.457***	47.960	2:21.417 (2)	75.57	0.301	10:16:17.440

BMCRC - MRO Championships - Rnd 5 @ Snetterton 300

Thunderbike 500

RACE 2 - SECTOR ANALYSIS

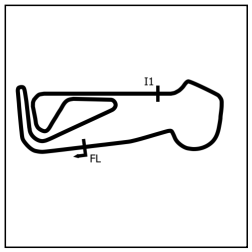

SECTOR 1 = FL to I1, SECTOR 2 = I1 to FL, DIFF = Difference To Personal Best Lap, P = Crossed Finish Line in Pit Lane, D = Time Disallowed

P16 82 C3 Jack WOLFF — Honda CB500 -

IDEAL LAP TIME : 2:20.748 BEST LAP TIME : 2:21.036 DIFFERENCE : 0.288

LAP	SECTOR 1	SECTOR 2	LAP TIME	MPH	DIFF	TIME OF DAY
1 -		48.121	2:30.253	71.13	9.217	10:02:05.259
2 -	1:33.786	47.250	***2:21.036*** **(1)**	***75.78***		***10:04:26.295***
3 -	***1:33.518***	48.159	2:21.677 **(2)**	75.43	0.641	10:06:47.972
4 -	1:34.247	48.179	2:22.426	75.04	1.390	10:09:10.398
5 -	1:34.920	47.701	2:22.621	74.94	1.585	10:11:33.019
6 -	1:35.322	***47.230***	2:22.552	74.97	1.516	10:13:55.571
7 -	1:34.143	47.821	2:21.964 **(3)**	75.28	0.928	10:16:17.535

P17 42 C3 Gary ADORJAN — Honda CB500 - Hippo Racing

IDEAL LAP TIME : 2:20.360 BEST LAP TIME : 2:20.401 DIFFERENCE : 0.041

LAP	SECTOR 1	SECTOR 2	LAP TIME	MPH	DIFF	TIME OF DAY
1 -		47.760	2:30.213	71.15	9.812	10:02:05.219
2 -	1:33.659	***47.041***	2:20.700 **(2)**	75.96	0.299	10:04:25.919
3 -	1:33.959	48.382	2:22.341	75.08	1.940	10:06:48.260
4 -	1:34.174	48.530	2:22.704	74.89	2.303	10:09:10.964
5 -	1:34.455	50.117	2:24.572	73.92	4.171	10:11:35.536
6 -	***1:33.319***	47.082	***2:20.401*** **(1)**	***76.12***		***10:13:55.937***
7 -	1:34.024	47.724	2:21.748 **(3)**	75.40	1.347	10:16:17.685

P18 56 C2 John HAMILTON — Honda CB500 - Clem Fandango Racing

IDEAL LAP TIME : 2:20.605 BEST LAP TIME : 2:20.973 DIFFERENCE : 0.368

LAP	SECTOR 1	SECTOR 2	LAP TIME	MPH	DIFF	TIME OF DAY
1 -		47.547	2:29.550	71.46	8.577	10:02:04.556
2 -	1:34.509	47.909	2:22.418 **(3)**	75.04	1.445	10:04:26.974
3 -	1:34.454	47.991	2:22.445	75.03	1.472	10:06:49.419
4 -	1:35.400	48.164	2:23.564	74.44	2.591	10:09:12.983
5 -	1:34.953	47.759	2:22.712	74.89	1.739	10:11:35.695
6 -	1:33.821	***47.152***	***2:20.973*** **(1)**	***75.81***		***10:13:56.668***
7 -	***1:33.453***	47.915	2:21.368 **(2)**	75.60	0.395	10:16:18.036

P19 25 C1 Dylan JORDAN (R) — Honda CB500 - Delta T Racing

IDEAL LAP TIME : 2:21.419 BEST LAP TIME : 2:22.506 DIFFERENCE : 1.087

LAP	SECTOR 1	SECTOR 2	LAP TIME	MPH	DIFF	TIME OF DAY
1 -		48.146	2:30.861	70.84	8.355	10:02:05.867
2 -	1:34.394	48.112	***2:22.506*** **(1)**	***75.00***		***10:04:28.373***
3 -	1:35.287	48.348	2:23.635	74.41	1.129	10:06:52.008
4 -	1:35.169	48.939	2:24.108	74.16	1.602	10:09:16.116
5 -	1:34.808	48.348	2:23.156	74.66	0.650	10:11:39.272
6 -	1:35.314	***47.625***	2:22.939 **(3)**	74.77	0.433	10:14:02.211
7 -	***1:33.794***	48.903	2:22.697 **(2)**	74.90	0.191	10:16:24.908

P20 425 C3 Jonathan CARPENTER (R) — Honda CB500 - Morgan Price International Healthcare Ltd

IDEAL LAP TIME : 2:25.528 BEST LAP TIME : 2:25.928 DIFFERENCE : 0.400

LAP	SECTOR 1	SECTOR 2	LAP TIME	MPH	DIFF	TIME OF DAY
1 -		51.052	2:40.046	66.78	14.118	10:02:15.052
2 -	1:43.325	51.636	2:34.961	68.97	9.033	10:04:50.013
3 -	1:38.148	49.419	2:27.567	72.42	1.639	10:07:17.580
4 -	***1:37.190***	49.539	2:26.729	72.84	0.801	10:09:44.309
5 -	1:37.421	49.112	2:26.533 **(2)**	72.93	0.605	10:12:10.842
6 -	1:37.436	49.138	2:26.574 **(3)**	72.91	0.646	10:14:37.416
7 -	1:37.590	***48.338***	***2:25.928*** **(1)**	***73.24***		***10:17:03.344***

Weather / Track : Sunny / Dry

Snetterton 300: 2.9689 miles
Date: 28/06/2026 Start: 09:59 Finish: 10:14

BMCRC - MRO Championships - Rnd 5 @ Snetterton 300

Thunderbike 500

RACE 2 - SECTOR ANALYSIS

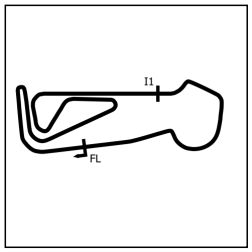

SECTOR 1 = FL to I1, SECTOR 2 = I1 to FL, DIFF = Difference To Personal Best Lap, P = Crossed Finish Line in Pit Lane, D = Time Disallowed

P21 172 C3 Bobby CAMPBELL — Honda CB500 - RAF Motorsports

IDEAL LAP TIME : 2:27.167 BEST LAP TIME : 2:27.548 DIFFERENCE : 0.381

LAP	SECTOR 1	SECTOR 2	LAP TIME		MPH	DIFF	TIME OF DAY
1 -		***48.671***	2:34.395		69.22	6.847	10:02:09.401
2 -	1:38.598	49.055	2:27.653	**(2)**	72.38	0.105	10:04:37.054
3 -	1:39.475	49.017	2:28.492		71.97	0.944	10:07:05.546
4 -	1:39.030	49.626	2:28.656		71.89	1.108	10:09:34.202
5 -	1:39.163	49.290	2:28.453	**(3)**	71.99	0.905	10:12:02.655
6 -	1:38.870	59.390	2:38.260		67.53	10.712	10:14:40.915
7 -	***1:38.496***	49.052	***2:27.548***	**(1)**	***72.43***		***10:17:08.463***

P22 17 C3 Aaron HARRIS (R) — Honda CB500 -

IDEAL LAP TIME : 2:26.834 BEST LAP TIME : 2:26.834 DIFFERENCE : 0.000

LAP	SECTOR 1	SECTOR 2	LAP TIME		MPH	DIFF	TIME OF DAY
1 -		50.337	2:37.863		67.70	11.029	10:02:12.869
2 -	1:39.473	50.643	2:30.116		71.19	3.282	10:04:42.985
3 -	1:39.846	49.901	2:29.747		71.37	2.913	10:07:12.732
4 -	1:39.983	50.939	2:30.922		70.81	4.088	10:09:43.654
5 -	1:39.406	49.955	2:29.361	**(3)**	71.55	2.527	10:12:13.015
6 -	1:39.218	49.900	2:29.118	**(2)**	71.67	2.284	10:14:42.133
7 -	***1:38.126***	***48.708***	***2:26.834***	**(1)**	***72.79***		***10:17:08.967***

P23 57 C2 Dan PERKINS (R) — Honda CB500 -

IDEAL LAP TIME : 2:32.536 BEST LAP TIME : 2:32.929 DIFFERENCE : 0.393

LAP	SECTOR 1	SECTOR 2	LAP TIME		MPH	DIFF	TIME OF DAY
1 -		***50.579***	2:39.339		67.07	6.410	10:02:14.345
2 -	1:43.711	51.595	2:35.306		68.81	2.377	10:04:49.651
3 -	***1:41.957***	51.135	2:33.092	**(2)**	69.81	0.163	10:07:22.743
4 -	1:42.123	52.455	2:34.578	**(3)**	69.14	1.649	10:09:57.321
5 -	1:42.954	51.776	2:34.730		69.07	1.801	10:12:32.051
6 -	1:42.033	50.896	***2:32.929***	**(1)**	***69.88***		***10:15:04.980***

P24 909 C2 Steven SMITH (R) — Honda CB500 -

IDEAL LAP TIME : 2:35.054 BEST LAP TIME : 2:35.575 DIFFERENCE : 0.521

LAP	SECTOR 1	SECTOR 2	LAP TIME		MPH	DIFF	TIME OF DAY
1 -		52.438	2:43.110		65.52	7.535	10:02:18.116
2 -	1:43.279	52.357	2:35.636	**(2)**	68.67	0.061	10:04:53.752
3 -	***1:42.809***	52.766	***2:35.575***	**(1)**	***68.70***		***10:07:29.327***
4 -	1:43.367	52.801	2:36.168		68.43	0.593	10:10:05.495
5 -	1:43.655	52.339	2:35.994		68.51	0.419	10:12:41.489
6 -	1:43.631	***52.245***	2:35.876	**(3)**	68.56	0.301	10:15:17.365

P25 11 C1 Mark OSBORNE — Honda CB500 - PAL driving school

IDEAL LAP TIME : 2:18.424 BEST LAP TIME : 2:18.424 DIFFERENCE : 0.000

LAP	SECTOR 1	SECTOR 2	LAP TIME		MPH	DIFF	TIME OF DAY
1 -		46.821	2:25.938		73.23	7.514	10:02:00.944
2 -	1:32.800	46.348	2:19.148	**(2)**	76.81	0.724	10:04:20.092
3 -	***1:32.556***	***45.868***	***2:18.424***	**(1)**	***77.21***		***10:06:38.516***
4 -	1:32.713						

Weather / Track : Sunny / Dry

Snetterton 300: 2.9689 miles
Date: 28/06/2026 Start: 09:59 Finish: 10:14

BMCRC - MRO Championships - Rnd 5 @ Snetterton 300

Thunderbike 500

RACE 2 - BEST SECTORS

	SECTOR 1		SECTOR 2	
POS	NO	TIME	NO	TIME
1	**34**	**1:26.058**	**34**	**42.209**
2	**43**	**1:27.612**	**43**	**43.063**
3	**66**	**1:28.104**	**66**	**43.500**
4	**62**	**1:29.143**	**16**	**43.771**
5	**16**	**1:29.477**	**62**	**44.047**
6	**75**	**1:29.749**	**75**	**44.904**
7	**23**	**1:30.034**	**116**	**44.922**
8	**116**	**1:30.186**	**23**	**44.932**
9	**26**	**1:31.317**	**26**	**45.121**
10	**30**	**1:31.516**	**7**	**45.293**
11	**7**	**1:31.568**	**59**	**45.699**
12	**76**	**1:31.617**	**76**	**45.850**
13	**59**	**1:32.004**	**11**	**45.868**
14	**11**	**1:32.556**	**30**	**46.302**
15	**42**	**1:33.319**	**80**	**46.856**
16	**80**	**1:33.343**	**42**	**47.041**
17	**56**	**1:33.453**	**155**	**47.143**
18	**155**	**1:33.457**	**56**	**47.152**
19	**82**	**1:33.518**	**82**	**47.230**
20	**25**	**1:33.794**	**25**	**47.625**
21	**425**	**1:37.190**	**425**	**48.338**
22	**17**	**1:38.126**	**172**	**48.671**
23	**172**	**1:38.496**	**17**	**48.708**
24	**57**	**1:41.957**	**57**	**50.579**
25	**909**	**1:42.809**	**909**	**52.245**

IDEAL / BEST COMPARISON

PERFECT LAP 2:08.267

POS	NO	NAME	IDEAL	BEST	DIFF
1	**34**	SILVESTER	2:08.267	2:08.308	**0.041**
2	**43**	SILVESTER	2:10.675	2:11.224	**0.549**
3	**66**	ROUND	2:11.604	2:11.671	**0.067**
4	**62**	MACRAE	2:13.190	2:13.333	**0.143**
5	**16**	MACRAE	2:13.248	2:14.036	**0.788**
6	**75**	WOODALL	2:14.653	2:14.964	**0.311**
7	**23**	KERSHAW	2:14.966	2:15.252	**0.286**
8	**116**	WILKINSON	2:15.108	2:15.360	**0.252**
9	**26**	DWYER	2:16.438	2:16.529	**0.091**
10	**7**	O'HARA	2:16.861	2:16.992	**0.131**
11	**76**	CARTER	2:17.467	2:17.467	**0.000**
12	**59**	GRIMES	2:17.703	2:18.190	**0.487**
13	**30**	BUTLER (R)	2:17.818	2:18.380	**0.562**
14	**11**	OSBORNE	2:18.424	2:18.424	**0.000**
15	**80**	STACEY	2:20.199	2:20.204	**0.005**
16	**42**	ADORJAN	2:20.360	2:20.401	**0.041**
17	**155**	ADAMS (R)	2:20.600	2:21.116	**0.516**
18	**56**	HAMILTON	2:20.605	2:20.973	**0.368**
19	**82**	WOLFF	2:20.748	2:21.036	**0.288**
20	**25**	JORDAN (R)	2:21.419	2:22.506	**1.087**
21	**425**	CARPENTER (R)	2:25.528	2:25.928	**0.400**
22	**17**	HARRIS (R)	2:26.834	2:26.834	**0.000**
23	**172**	CAMPBELL	2:27.167	2:27.548	**0.381**
24	**57**	PERKINS (R)	2:32.536	2:32.929	**0.393**
25	**909**	SMITH (R)	2:35.054	2:35.575	**0.521**

Weather / Track : Sunny / Dry

Snetterton 300: 2.9689 miles
Date: 28/06/2026 Start: 09:59 Finish: 10:14

Results can be found at www.tsl-timing.com

Printed - 10:18 Sunday, 28 June 2026

BMCRC - MRO Championships - Rnd 5 @ Snetterton 300

Thunderbike 500

RACE 2 - STATISTICS

Competitors Started	25
Planned Start	2026-06-28 @ 09:45:00.000
Actual Start	2026-06-28 @ 09:59:35.005
Finish Time	2026-06-28 @ 10:14:44.722
Track Length	2.9689mi.
Total Laps	169
Total Distance Covered	501.7460mi.

Session Fastest Lap History

NO	CL	NAME	LAP TIME	TIME OF DAY	LAP	VEHICLE
34	C1	**Aaron SILVESTER**	**2:09.986**	10:04:00.669	2	Honda CB500
34	C1	**Aaron SILVESTER**	**2:08.803**	10:06:09.472	3	Honda CB500
34	C1	**Aaron SILVESTER**	**2:08.308**	10:08:17.780	4	Honda CB500

Session Leader History

NO	CL	NAME	FROM LAP	LAPS LED	DISTANCE	VEHICLE
34	C1	**Aaron SILVESTER**	1	7	20.78 miles	Honda CB500

Flag History

TYPE	TIME OF DAY
GREEN	09:59:35.005
FINISH	10:14:44.722

Flag Statistics

TYPE	COUNT	TOTAL LAPS	TOTAL TIME
Green	1	7	17:59.688
Red	0	0	0.000
Safety Car	0	0	0.000
FCY	0	0	0.000

Weather / Track : Sunny / Dry

Snetterton 300: 2.9689 miles
Date: 28/06/2026 Start: 09:59 Finish: 10:14

BMCRC - MRO Championships - Rnd 5 @ Snetterton 300

Thunderbike 500

RACE 2 - STATISTICS

CLASS : C1

8 Starters

Fastest Lap History

NO	NAME	LAP TIME	TIME OF DAY	LAP	VEHICLE
34	**Aaron SILVESTER**	**2:09.986**	10:04:00.669	2	Honda CB500
34	**Aaron SILVESTER**	**2:08.803**	10:06:09.472	3	Honda CB500
34	**Aaron SILVESTER**	**2:08.308**	10:08:17.780	4	Honda CB500

Leader History

NO	NAME	FROM LAP	LAPS LED	DISTANCE	VEHICLE
34	**Aaron SILVESTER**	1	7	20.78 miles	Honda CB500

BMCRC - MRO Championships - Rnd 5 @ Snetterton 300

Thunderbike 500

RACE 2 - STATISTICS

CLASS : C2

7 Starters

Fastest Lap History

NO	NAME	LAP TIME	TIME OF DAY	LAP	VEHICLE
43	**Max SILVESTER**	**2:11.224**	10:04:02.408	2	Honda CB500

Leader History

NO	NAME	FROM LAP	LAPS LED	DISTANCE	VEHICLE
43	**Max SILVESTER**	1	7	20.78 miles	Honda CB500

Weather / Track : Sunny / Dry

Snetterton 300: 2.9689 miles
Date: 28/06/2026 Start: 09:59 Finish: 10:14

BMCRC - MRO Championships - Rnd 5 @ Snetterton 300

Thunderbike 500

RACE 2 - STATISTICS

CLASS : C3

10 Starters

Fastest Lap History

NO	NAME	LAP TIME	TIME OF DAY	LAP	VEHICLE
62	**Max MACRAE**	**2:13.798**	10:04:08.155	2	Honda CB500
62	**Max MACRAE**	**2:13.333**	10:08:35.564	4	Honda CB500

Leader History

NO	NAME	FROM LAP	LAPS LED	DISTANCE	VEHICLE
62	**Max MACRAE**	1	7	20.78 miles	Honda CB500

Weather / Track : Sunny / Dry

Snetterton 300: 2.9689 miles
Date: 28/06/2026 Start: 09:59 Finish: 10:14

BMCRC - MRO Championships - Rnd 5 @ Snetterton 300

Thunderbike 500

RACE 12 - GRID (7 Laps)



These results are provisional until the conclusion of any judicial and technical matters.

Snetterton 300: 2.9689 miles

Clerk Of Course: Caroline Patterson / Tony MacBride	Timekeeper: Craig Smith	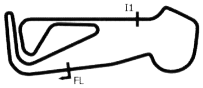

Results can be found at www.tsl-timing.com

Printed - 10:20 Sunday, 28 June 2026

BMCRC - MRO Championships - Rnd 5 @ Snetterton 300

Thunderbike 500

RACE 12 - CLASSIFICATION

Race Distance: 7 Laps / 20.78 miles

POS	NO	CL	PIC	NAME	ENTRY	LAPS	TIME	GAP	DIFF	MPH	BEST	ON	GRD	↑↓
1	**34**	C1	1	**Aaron SILVESTER**	Honda CB500 - A & J Racing	**7**	15:15.625			81.71	**2:08.464**	6	1	0
2	**43**	C2	1	**Max SILVESTER**	Honda CB500 - SRT Supplies	**7**	15:35.641	**20.016**	20.016	79.96	**2:12.475**	3	2	0
3	**66**	C1	2	**Benjamin ROUND**	Honda CB500 -	**7**	15:35.659	**20.034**	0.018	79.96	**2:12.535**	2	3	0
4	**62**	C3	1	**Max MACRAE**	Honda CB500 - MacRae Racing	**7**	15:41.479	**25.854**	5.820	79.46	**2:12.853**	2	4	0
5	**16**	C2	2	**Luke MACRAE**	Honda CB500 - Helmet City Northlands Fencing	**7**	15:50.371	**34.746**	8.892	78.72	**2:12.817**	2	5	0
6	**23**	C1	3	**Adrian KERSHAW**	Honda CB500 - ADK Racing	**7**	15:52.209	**36.584**	1.838	78.57	**2:14.173**	5	7	1
7	**116**	C1	4	**Owen WILKINSON**	Honda CB500 -	**7**	15:54.417	**38.792**	2.208	78.38	**2:14.863**	5	8	1
8	**75**	C2	3	**Peter WOODALL**	Honda CB500 - RevdCoin	**7**	16:00.242	**44.617**	5.825	77.91	**2:14.879**	2	6	-2
9	**7**	C2	4	**Shaun O'HARA**	Honda CB500 - Advanced Vehicle Alarms	**7**	16:04.771	**49.146**	4.529	77.54	**2:16.514**	2	10	1
10	**26**	C3	2	**Colt DWYER**	Honda CB500 - Regal Aluminium	**7**	16:04.906	**49.281**	0.135	77.53	**2:16.421**	2	9	-1
11	**11**	C1	5	**Mark OSBORNE**	Honda CB500 - PAL driving school	**7**	16:16.087	**1:00.462**	11.181	76.64	**2:18.177**	6	14	3
12	**76**	C3	3	**Ian CARTER**	Honda CB500 - ATO Racing + Moyes investments	**7**	16:19.746	**1:04.121**	3.659	76.36	**2:17.721**	6	11	-1
13	**59**	C3	4	**Calvin GRIMES**	Honda CB500 - Colorcote, Lustre Coatings, Frostbite Service	**7**	16:28.906	**1:13.281**	9.160	75.65	**2:17.766**	2	12	-1
14	**84**	C1	6	**Martyn DELLOW**	Honda CB500 - Kirdford Shotblasting	**7**	16:32.588	**1:16.963**	3.682	75.37	**2:19.840**	6	26	12
15	**30**	C3	5	**Jordan BUTLER (R)**	Honda CB500 - JB Racing with Double D Graphics	**7**	16:32.834	**1:17.209**	0.246	75.35	**2:19.358**	6	13	-2
16	**80**	C1	7	**Rachel STACEY**	Honda CB500 - ATO Racing	**7**	16:33.095	**1:17.470**	0.261	75.33	**2:20.169**	6	15	-1
17	**42**	C3	6	**Gary ADORJAN**	Honda CB500 - Hippo Racing	**7**	16:36.241	**1:20.616**	3.146	75.09	**2:21.067**	6	16	-1
18	**25**	C1	8	**Dylan JORDAN (R)**	Honda CB500 - Delta T Racing	**7**	16:45.951	**1:30.326**	9.710	74.37	**2:21.576**	2	20	2
19	**155**	C1	9	**Paul ADAMS (R)**	Honda CB500 - Adams Motor Repairs Ltd	**7**	16:58.059	**1:42.434**	12.108	73.48	**2:22.215**	2	19	0
20	**425**	C3	7	**Jonathan CARPENTER (R)**	Honda CB500 - Morgan Price International Healthcare Ltd	**7**	17:29.041	**2:13.416**	30.982	71.31	**2:26.397**	5	21	1
21	**57**	C2	5	**Dan PERKINS (R)**	Honda CB500 -	**6**	15:24.335	**1 Lap**	1 Lap	69.37	**2:32.254**	2	24	3
22	**909**	C2	6	**Steven SMITH (R)**	Honda CB500 -	**6**	15:43.161	**1 Lap**	18.826	67.99	**2:34.912**	2	25	3
					NOT CLASSIFIED									
DNF	**56**	C2		**John HAMILTON**	Honda CB500 - Clem Fandango Racing	**2**	4:51.123	**5 Laps**	4 Laps	73.42	**2:21.702**	2	17	
DNF	**82**	C3		**Jack WOLFF**	Honda CB500 -	**2**	4:51.606	**5 Laps**	0.483	73.30	**2:21.229**	2	18	

FASTEST LAP

34	C1	**Aaron SILVESTER**	Honda CB500 - A & J Racing	**6**	2:08.464	83.19 mph	133.89 kph
43	C2	**Max SILVESTER**	Honda CB500 - SRT Supplies	**3**	2:12.475	80.67 mph	129.84 kph
62	C3	**Max MACRAE**	Honda CB500 - MacRae Racing	**2**	2:12.853	80.45 mph	129.47 kph

Class C1 - 92.5% of Race Speed = 75.58 mph
Class C2 - 92.5% of Race Speed = 73.96 mph
Class C3 - 92.5% of Race Speed = 73.50 mph

Weather / Track : Bright / Dry
These results are provisional until the conclusion of any judicial and technical matters.

Date: 28/06/2026 Start: 14:43 Finish: 14:58
Snetterton 300: 2.9689 miles

Clerk Of Course: Caroline Patterson / Tony MacBride	Timekeeper: Craig Smith	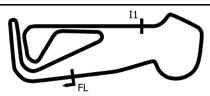

Results can be found at www.tsl-timing.com

Printed - 15:01 Sunday, 28 June 2026

BMCRC - MRO Championships - Rnd 5 @ Snetterton 300

Thunderbike 500

RACE 12 - LAP CHART

LAP 1	@ 14:45:16.134	
NO	BEHIND	LAP TIME
34		2:15.776
43	1.926	2:17.702
66	2.083	2:17.859
16	2.910	2:18.686
62	4.208	2:19.984
23	4.415	2:20.191
116	4.841	2:20.617
7	5.638	2:21.414
75	5.911	2:21.687
26	6.827	2:22.603
59	7.726	2:23.502
11	8.645	2:24.421
76	9.527	2:25.303
42	11.526	2:27.302
84	11.823	2:27.599
155	12.749	2:28.525
80	12.983	2:28.759
56	13.645	2:29.421
25	14.032	2:29.808
30	14.174	2:29.950
82	14.601	2:30.377
425	23.871	2:39.647
57	24.599	2:40.375
909	26.037	2:41.813

LAP 2	@ 14:47:28.842	
NO	BEHIND	LAP TIME
34		2:12.708
43	1.756	2:12.538
66	1.910	2:12.535
16	3.019	2:12.817
62	4.353	2:12.853
116	7.366	2:15.233
23	7.424	2:15.717
75	8.082	2:14.879
7	9.444	2:16.514
26	10.540	2:16.421
59	12.784	2:17.766
11	14.239	2:18.302
76	16.316	2:19.497
42	20.234	2:21.416
84	20.666	2:21.551
80	21.348	2:21.073
155	22.256	2:22.215
56	22.639	2:21.702
25	22.900	2:21.576
82	23.122	2:21.229
30	23.305	2:21.839
425	39.819	2:28.656
57	44.145	2:32.254
909	48.241	2:34.912

LAP 3	@ 14:49:39.240	
NO	BEHIND	LAP TIME
34		2:10.398
43	3.833	2:12.475
66	4.697	2:13.185
16	5.521	2:12.900
62	6.846	2:12.891
23	12.442	2:15.416
116	12.908	2:15.940
75	13.187	2:15.503
7	17.195	2:18.149
26	17.218	2:17.076
11	22.684	2:18.843
59	23.379	2:20.993
76	25.433	2:19.515
42	30.996	2:21.160
84	31.250	2:20.982
80	32.182	2:21.232
30	35.143	2:22.236
155	35.480	2:23.622
25	35.816	2:23.314
425	58.248	2:28.827
57	1:07.209	2:33.462
909	1:14.991	2:37.148

LAP 4	@ 14:51:48.860	
NO	BEHIND	LAP TIME
34		2:09.620
43	7.382	2:13.169
66	7.666	2:12.589
62	10.267	2:13.041
16	12.316	2:16.415
116	19.388	2:16.100
23	19.541	2:16.719
75	20.369	2:16.802
7	25.251	2:17.676
26	25.601	2:18.003
11	32.153	2:19.089
59	35.523	2:21.764
76	35.578	2:19.765
42	42.795	2:21.419
84	43.009	2:21.379
80	43.043	2:20.481
30	45.893	2:20.370
25	47.917	2:21.721
155	49.123	2:23.263
425	1:16.843	2:28.215
57	1:30.130	2:32.541
909	1:42.500	2:37.129

LAP 5	@ 14:53:57.978	
NO	BEHIND	LAP TIME
34		2:09.118
43	11.205	2:12.941
66	11.420	2:12.872
62	14.979	2:13.830
16	19.685	2:16.487
23	24.596	2:14.173
116	25.133	2:14.863
75	26.565	2:15.314
26	33.009	2:16.526
7	33.488	2:17.355
11	41.654	2:18.619
76	45.238	2:18.778
59	46.751	2:20.346
80	54.858	2:20.933
84	55.192	2:21.301
42	55.866	2:22.189
30	56.321	2:19.546
25	1:01.904	2:23.105
155	1:06.523	2:26.518
425	1:34.122	2:26.397
57	1:53.660	2:32.648

LAP 6	@ 14:56:06.442	
NO	BEHIND	LAP TIME
34		2:08.464
909	1 Lap	2:35.491
43	15.779	2:13.038
66	16.605	2:13.649
62	20.638	2:14.123
16	27.519	2:16.298
23	31.273	2:15.141
116	31.776	2:15.107
75	34.466	2:16.365
26	41.753	2:17.208
7	41.958	2:16.934
11	51.367	2:18.177
76	54.495	2:17.721
59	59.260	2:20.973
80	1:06.563	2:20.169
84	1:06.568	2:19.840
30	1:07.215	2:19.358
42	1:08.469	2:21.067
25	1:16.714	2:23.274
155	1:22.624	2:24.565
425	1:54.039	2:28.381

LAP 7	@ 14:58:15.983	
NO	BEHIND	LAP TIME
34		2:09.541
57	1 Lap	2:33.055
43	20.016	2:13.778
66	20.034	2:12.970
62	25.854	2:14.757
909	1 Lap	2:36.668
16	34.746	2:16.768
23	36.584	2:14.852
116	38.792	2:16.557
75	44.617	2:19.692
7	49.146	2:16.729
26	49.281	2:17.069
11	1:00.462	2:18.636
76	1:04.121	2:19.167
59	1:13.281	2:23.562
84	1:16.963	2:19.936
30	1:17.209	2:19.535
80	1:17.470	2:20.448
42	1:20.616	2:21.688
25	1:30.326	2:23.153
155	1:42.434	2:29.351
425	2:13.416	2:28.918

Weather / Track : Bright / Dry

Snetterton 300: 2.9689 miles
Date: 28/06/2026 Start: 14:43 Finish: 14:58

Results can be found at www.tsl-timing.com

Printed - 15:01 Sunday, 28 June 2026

BMCRC - MRO Championships - Rnd 5 @ Snetterton 300

Thunderbike 500

RACE 12 - POSITION CHART

No	Name	Lap Pos	1	2	3	4	5	6	7
34	SILVESTER	1	34	34	34	34	34	34	34
43	SILVESTER	2	43	43	43	43	43	43	43
66	ROUND	3	66	66	66	66	66	66	66
62	MACRAE	4	16	16	16	62	62	62	62
16	MACRAE	5	62	62	62	16	16	16	16
75	WOODALL	6	23	116	23	116	23	23	23
23	KERSHAW	7	116	23	116	23	116	116	116
116	WILKINSON	8	7	75	75	75	75	75	75
26	DWYER	9	75	7	7	7	26	26	7
7	O'HARA	10	26	26	26	26	7	7	26
76	CARTER	11	59	59	11	11	11	11	11
59	GRIMES	12	11	11	59	59	76	76	76
30	BUTLER (R)	13	76	76	76	76	59	59	59
11	OSBORNE	14	42	42	42	42	80	80	84
80	STACEY	15	84	84	84	84	84	84	30
42	ADORJAN	16	155	80	80	80	42	30	80
56	HAMILTON	17	80	155	30	30	30	42	42
82	WOLFF	18	56	56	155	25	25	25	25
155	ADAMS (R)	19	25	25	25	155	155	155	155
25	JORDAN (R)	20	30	82	425	425	425	425	425
425	CARPENTER (R)	21	82	30	57	57	57	57	
57	PERKINS (R)	22	425	425	909	909	909	909	
909	SMITH (R)	23	57	57					
84	DELLOW	24	909	909					

Weather / Track : Bright / Dry

Snetterton 300: 2.9689 miles
Date: 28/06/2026 Start: 14:43 Finish: 14:58

Results can be found at www.tsl-timing.com

Printed - 15:01 Sunday, 28 June 2026

BMCRC - MRO Championships - Rnd 5 @ Snetterton 300

Thunderbike 500

RACE 12 - SECTOR ANALYSIS

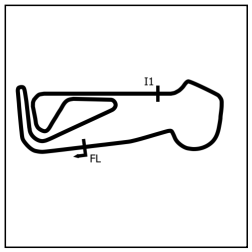

SECTOR 1 = FL to I1, SECTOR 2 = I1 to FL, DIFF = Difference To Personal Best Lap, P = Crossed Finish Line in Pit Lane, D = Time Disallowed

P1 34 C1 Aaron SILVESTER — Honda CB500 - A & J Racing

IDEAL LAP TIME : 2:08.464 BEST LAP TIME : 2:08.464 DIFFERENCE : 0.000

LAP	SECTOR 1	SECTOR 2	LAP TIME		MPH	DIFF	TIME OF DAY
1 -		43.550	2:15.776		78.71	7.312	14:45:16.134
2 -	1:29.011	43.697	2:12.708		80.53	4.244	14:47:28.842
3 -	1:27.324	43.074	2:10.398		81.96	1.934	14:49:39.240
4 -	1:26.472	43.148	2:09.620		82.45	1.156	14:51:48.860
5 -	1:26.490	42.628	2:09.118	(2)	82.77	0.654	14:53:57.978
6 -	***1:26.120***	***42.344***	***2:08.464***	**(1)**	***83.19***		***14:56:06.442***
7 -	1:26.844	42.697	2:09.541	(3)	82.50	1.077	14:58:15.983

P2 43 C2 Max SILVESTER — Honda CB500 - SRT Supplies

IDEAL LAP TIME : 2:12.330 BEST LAP TIME : 2:12.475 DIFFERENCE : 0.145

LAP	SECTOR 1	SECTOR 2	LAP TIME		MPH	DIFF	TIME OF DAY
1 -		***43.866***	2:17.702		77.61	5.227	14:45:18.060
2 -	1:28.567	43.971	2:12.538	(2)	80.64	0.063	14:47:30.598
3 -	***1:28.464***	44.011	***2:12.475***	**(1)**	***80.67***		***14:49:43.073***
4 -	1:29.164	44.005	2:13.169		80.25	0.694	14:51:56.242
5 -	1:28.789	44.152	2:12.941	(3)	80.39	0.466	14:54:09.183
6 -	1:29.051	43.987	2:13.038		80.33	0.563	14:56:22.221
7 -	1:28.856	44.922	2:13.778		79.89	1.303	14:58:35.999

P3 66 C1 Benjamin ROUND — Honda CB500 -

IDEAL LAP TIME : 2:11.709 BEST LAP TIME : 2:12.535 DIFFERENCE : 0.826

LAP	SECTOR 1	SECTOR 2	LAP TIME		MPH	DIFF	TIME OF DAY
1 -		***43.785***	2:17.859		77.52	5.324	14:45:18.217
2 -	1:28.568	43.967	***2:12.535***	**(1)**	***80.64***		***14:47:30.752***
3 -	1:28.943	44.242	2:13.185		80.24	0.650	14:49:43.937
4 -	1:28.314	44.275	2:12.589	(2)	80.61	0.054	14:51:56.526
5 -	1:28.612	44.260	2:12.872	(3)	80.43	0.337	14:54:09.398
6 -	1:29.529	44.120	2:13.649		79.97	1.114	14:56:23.047
7 -	***1:27.924***	45.046	2:12.970		80.37	0.435	14:58:36.017

P4 62 C3 Max MACRAE — Honda CB500 - MacRae Racing

IDEAL LAP TIME : 2:12.844 BEST LAP TIME : 2:12.853 DIFFERENCE : 0.009

LAP	SECTOR 1	SECTOR 2	LAP TIME		MPH	DIFF	TIME OF DAY
1 -		44.319	2:19.984		76.35	7.131	14:45:20.342
2 -	***1:28.795***	44.058	***2:12.853***	**(1)**	***80.45***		***14:47:33.195***
3 -	1:28.835	44.056	2:12.891	(2)	80.42	0.038	14:49:46.086
4 -	1:28.992	***44.049***	2:13.041	(3)	80.33	0.188	14:51:59.127
5 -	1:29.505	44.325	2:13.830		79.86	0.977	14:54:12.957
6 -	1:29.797	44.326	2:14.123		79.68	1.270	14:56:27.080
7 -	1:29.798	44.959	2:14.757		79.31	1.904	14:58:41.837

P5 16 C2 Luke MACRAE — Honda CB500 - Helmet City Northlands Fencing

IDEAL LAP TIME : 2:12.792 BEST LAP TIME : 2:12.817 DIFFERENCE : 0.025

LAP	SECTOR 1	SECTOR 2	LAP TIME		MPH	DIFF	TIME OF DAY
1 -		***44.056***	2:18.686		77.06	5.869	14:45:19.044
2 -	***1:28.736***	44.081	***2:12.817***	**(1)**	***80.47***		***14:47:31.861***
3 -	1:28.743	44.157	2:12.900	(2)	80.42	0.083	14:49:44.761
4 -	1:31.474	44.941	2:16.415		78.34	3.598	14:52:01.176
5 -	1:31.111	45.376	2:16.487		78.30	3.670	14:54:17.663
6 -	1:31.156	45.142	2:16.298	(3)	78.41	3.481	14:56:33.961
7 -	1:31.159	45.609	2:16.768		78.14	3.951	14:58:50.729

Weather / Track : Bright / Dry

Snetterton 300: 2.9689 miles
Date: 28/06/2026 Start: 14:43 Finish: 14:58

BMCRC - MRO Championships - Rnd 5 @ Snetterton 300

Thunderbike 500

RACE 12 - SECTOR ANALYSIS

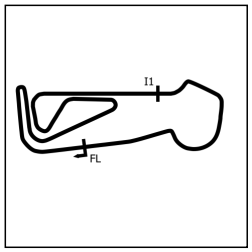

SECTOR 1 = FL to I1, SECTOR 2 = I1 to FL, DIFF = Difference To Personal Best Lap, P = Crossed Finish Line in Pit Lane, D = Time Disallowed

P6 23 C1 Adrian KERSHAW — Honda CB500 - ADK Racing

IDEAL LAP TIME : 2:14.071 BEST LAP TIME : 2:14.173 DIFFERENCE : 0.102

LAP	SECTOR 1	SECTOR 2	LAP TIME	MPH	DIFF	TIME OF DAY
1 -		45.077	2:20.191	76.23	6.018	14:45:20.549
2 -	1:30.320	45.397	2:15.717	78.75	1.544	14:47:36.266
3 -	1:30.501	44.915	2:15.416	78.92	1.243	14:49:51.682
4 -	1:31.353	45.366	2:16.719	78.17	2.546	14:52:08.401
5 -	***1:29.253***	44.920	***2:14.173*** **(1)**	***79.65***		***14:54:22.574***
6 -	1:30.323	***44.818***	2:15.141 **(3)**	79.08	0.968	14:56:37.715
7 -	1:29.316	45.536	2:14.852 **(2)**	79.25	0.679	14:58:52.567

P7 116 C1 Owen WILKINSON — Honda CB500 -

IDEAL LAP TIME : 2:13.966 BEST LAP TIME : 2:14.863 DIFFERENCE : 0.897

LAP	SECTOR 1	SECTOR 2	LAP TIME	MPH	DIFF	TIME OF DAY
1 -		***44.699***	2:20.617	76.00	5.754	14:45:20.975
2 -	1:29.876	45.357	2:15.233 **(3)**	79.03	0.370	14:47:36.208
3 -	1:30.567	45.373	2:15.940	78.62	1.077	14:49:52.148
4 -	1:30.830	45.270	2:16.100	78.53	1.237	14:52:08.248
5 -	1:29.954	44.909	***2:14.863*** **(1)**	***79.25***		***14:54:23.111***
6 -	1:29.806	45.301	2:15.107 **(2)**	79.10	0.244	14:56:38.218
7 -	***1:29.267***	47.290	2:16.557	78.26	1.694	14:58:54.775

P8 75 C2 Peter WOODALL — Honda CB500 - RevdCoin

IDEAL LAP TIME : 2:14.643 BEST LAP TIME : 2:14.879 DIFFERENCE : 0.236

LAP	SECTOR 1	SECTOR 2	LAP TIME	MPH	DIFF	TIME OF DAY
1 -		45.188	2:21.687	75.43	6.808	14:45:22.045
2 -	***1:29.698***	45.181	***2:14.879*** **(1)**	***79.24***		***14:47:36.924***
3 -	1:30.283	45.220	2:15.503 **(3)**	78.87	0.624	14:49:52.427
4 -	1:31.397	45.405	2:16.802	78.12	1.923	14:52:09.229
5 -	1:30.369	***44.945***	2:15.314 **(2)**	78.98	0.435	14:54:24.543
6 -	1:30.594	45.771	2:16.365	78.37	1.486	14:56:40.908
7 -	1:32.052	47.640	2:19.692	76.51	4.813	14:59:00.600

P9 7 C2 Shaun O'HARA — Honda CB500 - Advanced Vehicle Alarms

IDEAL LAP TIME : 2:16.030 BEST LAP TIME : 2:16.514 DIFFERENCE : 0.484

LAP	SECTOR 1	SECTOR 2	LAP TIME	MPH	DIFF	TIME OF DAY
1 -		***44.925***	2:21.414	75.57	4.900	14:45:21.772
2 -	***1:31.105***	45.409	***2:16.514*** **(1)**	***78.29***		***14:47:38.286***
3 -	1:32.041	46.108	2:18.149	77.36	1.635	14:49:56.435
4 -	1:32.207	45.469	2:17.676	77.63	1.162	14:52:14.111
5 -	1:31.857	45.498	2:17.355	77.81	0.841	14:54:31.466
6 -	1:31.721	45.213	2:16.934 **(3)**	78.05	0.420	14:56:48.400
7 -	1:31.450	45.279	2:16.729 **(2)**	78.16	0.215	14:59:05.129

P10 26 C3 Colt DWYER — Honda CB500 - Regal Aluminium

IDEAL LAP TIME : 2:16.303 BEST LAP TIME : 2:16.421 DIFFERENCE : 0.118

LAP	SECTOR 1	SECTOR 2	LAP TIME	MPH	DIFF	TIME OF DAY
1 -		45.382	2:22.603	74.94	6.182	14:45:22.961
2 -	***1:31.076***	45.345	***2:16.421*** **(1)**	***78.34***		***14:47:39.382***
3 -	1:31.808	45.268	2:17.076	77.97	0.655	14:49:56.458
4 -	1:32.233	45.770	2:18.003	77.44	1.582	14:52:14.461
5 -	1:31.299	***45.227***	2:16.526 **(2)**	78.28	0.105	14:54:30.987
6 -	1:31.959	45.249	2:17.208	77.89	0.787	14:56:48.195
7 -	1:31.633	45.436	2:17.069 **(3)**	77.97	0.648	14:59:05.264

BMCRC - MRO Championships - Rnd 5 @ Snetterton 300

Thunderbike 500

RACE 12 - SECTOR ANALYSIS

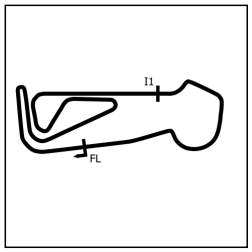

SECTOR 1 = FL to I1, SECTOR 2 = I1 to FL, DIFF = Difference To Personal Best Lap, P = Crossed Finish Line in Pit Lane, D = Time Disallowed

P11 11 C1 Mark OSBORNE — Honda CB500 - PAL driving school

IDEAL LAP TIME : 2:17.513 BEST LAP TIME : 2:18.177 DIFFERENCE : 0.664

LAP	SECTOR 1	SECTOR 2	LAP TIME	MPH	DIFF	TIME OF DAY
1 -		***45.484***	2:24.421	74.00	6.244	14:45:24.779
2 -	***1:32.029***	46.273	2:18.302 **(2)**	77.28	0.125	14:47:43.081
3 -	1:32.611	46.232	2:18.843	76.97	0.666	14:50:01.924
4 -	1:32.882	46.207	2:19.089	76.84	0.912	14:52:21.013
5 -	1:32.642	45.977	2:18.619 **(3)**	77.10	0.442	14:54:39.632
6 -	1:32.515	45.662	***2:18.177*** **(1)**	***77.35***		***14:56:57.809***
7 -	1:32.372	46.264	2:18.636	77.09	0.459	14:59:16.445

P12 76 C3 Ian CARTER — Honda CB500 - ATO Racing + Moyes investments

IDEAL LAP TIME : 2:17.384 BEST LAP TIME : 2:17.721 DIFFERENCE : 0.337

LAP	SECTOR 1	SECTOR 2	LAP TIME	MPH	DIFF	TIME OF DAY
1 -		46.373	2:25.303	73.55	7.582	14:45:25.661
2 -	1:32.924	46.573	2:19.497	76.61	1.776	14:47:45.158
3 -	1:33.002	46.513	2:19.515	76.60	1.794	14:50:04.673
4 -	1:33.421	46.344	2:19.765	76.47	2.044	14:52:24.438
5 -	1:33.128	***45.650***	2:18.778 **(2)**	77.01	1.057	14:54:43.216
6 -	***1:31.734***	45.987	***2:17.721*** **(1)**	***77.60***		***14:57:00.937***
7 -	1:32.634	46.533	2:19.167 **(3)**	76.80	1.446	14:59:20.104

P13 59 C3 Calvin GRIMES — Honda CB500 - Colorcote, Lustre Coatings, Frostbite Services

IDEAL LAP TIME : 2:17.316 BEST LAP TIME : 2:17.766 DIFFERENCE : 0.450

LAP	SECTOR 1	SECTOR 2	LAP TIME	MPH	DIFF	TIME OF DAY
1 -		***45.437***	2:23.502	74.48	5.736	14:45:23.860
2 -	***1:31.879***	45.887	***2:17.766*** **(1)**	***77.58***		***14:47:41.626***
3 -	1:34.196	46.797	2:20.993	75.80	3.227	14:50:02.619
4 -	1:34.986	46.778	2:21.764	75.39	3.998	14:52:24.383
5 -	1:33.876	46.470	2:20.346 **(2)**	76.15	2.580	14:54:44.729
6 -	1:33.663	47.310	2:20.973 **(3)**	75.81	3.207	14:57:05.702
7 -	1:35.325	48.237	2:23.562	74.44	5.796	14:59:29.264

P14 84 C1 Martyn DELLOW — Honda CB500 - Kirdford Shotblasting

IDEAL LAP TIME : 2:19.686 BEST LAP TIME : 2:19.840 DIFFERENCE : 0.154

LAP	SECTOR 1	SECTOR 2	LAP TIME	MPH	DIFF	TIME OF DAY
1 -		47.032	2:27.599	72.41	7.759	14:45:27.957
2 -	1:34.418	47.133	2:21.551	75.50	1.711	14:47:49.508
3 -	1:33.991	46.991	2:20.982 **(3)**	75.81	1.142	14:50:10.490
4 -	1:34.400	46.979	2:21.379	75.59	1.539	14:52:31.869
5 -	1:34.674	46.627	2:21.301	75.64	1.461	14:54:53.170
6 -	***1:33.348***	46.492	***2:19.840*** **(1)**	***76.43***		***14:57:13.010***
7 -	1:33.598	***46.338***	2:19.936 **(2)**	76.37	0.096	14:59:32.946

P15 30 C3 Jordan BUTLER (R) — Honda CB500 - JB Racing with Double D Graphics

IDEAL LAP TIME : 2:18.633 BEST LAP TIME : 2:19.358 DIFFERENCE : 0.725

LAP	SECTOR 1	SECTOR 2	LAP TIME	MPH	DIFF	TIME OF DAY
1 -		47.650	2:29.950	71.27	10.592	14:45:30.308
2 -	1:33.418	48.421	2:21.839	75.35	2.481	14:47:52.147
3 -	1:34.368	47.868	2:22.236	75.14	2.878	14:50:14.383
4 -	1:33.588	46.782	2:20.370	76.14	1.012	14:52:34.753
5 -	1:32.389	47.157	2:19.546 **(3)**	76.59	0.188	14:54:54.299
6 -	***1:32.240***	47.118	***2:19.358*** **(1)**	***76.69***		***14:57:13.657***
7 -	1:33.142	***46.393***	2:19.535 **(2)**	76.59	0.177	14:59:33.192

BMCRC - MRO Championships - Rnd 5 @ Snetterton 300

Thunderbike 500

RACE 12 - SECTOR ANALYSIS

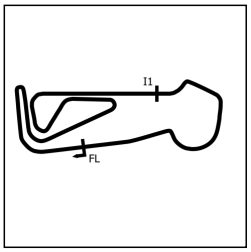

SECTOR 1 = FL to I1, SECTOR 2 = I1 to FL, DIFF = Difference To Personal Best Lap, P = Crossed Finish Line in Pit Lane, D = Time Disallowed

P16 80 C1 Rachel STACEY — Honda CB500 - ATO Racing

IDEAL LAP TIME : 2:19.835 BEST LAP TIME : 2:20.169 DIFFERENCE : 0.334

LAP	SECTOR 1	SECTOR 2	LAP TIME		MPH	DIFF	TIME OF DAY
1 -		46.793	2:28.759		71.84	8.590	14:45:29.117
2 -	1:34.007	47.066	2:21.073		75.76	0.904	14:47:50.190
3 -	1:34.131	47.101	2:21.232		75.67	1.063	14:50:11.422
4 -	1:33.619	46.862	2:20.481	(3)	76.08	0.312	14:52:31.903
5 -	1:34.388	46.545	2:20.933		75.83	0.764	14:54:52.836
6 -	***1:33.392***	46.777	***2:20.169***	**(1)**	***76.25***		***14:57:13.005***
7 -	1:34.005	***46.443***	2:20.448	(2)	76.09	0.279	14:59:33.453

P17 42 C3 Gary ADORJAN — Honda CB500 - Hippo Racing

IDEAL LAP TIME : 2:20.099 BEST LAP TIME : 2:21.067 DIFFERENCE : 0.968

LAP	SECTOR 1	SECTOR 2	LAP TIME		MPH	DIFF	TIME OF DAY
1 -		46.826	2:27.302		72.55	6.235	14:45:27.660
2 -	1:34.670	***46.746***	2:21.416	(3)	75.57	0.349	14:47:49.076
3 -	1:33.793	47.367	2:21.160	(2)	75.71	0.093	14:50:10.236
4 -	1:34.144	47.275	2:21.419		75.57	0.352	14:52:31.655
5 -	1:35.358	46.831	2:22.189		75.16	1.122	14:54:53.844
6 -	***1:33.353***	47.714	***2:21.067***	**(1)**	***75.76***		***14:57:14.911***
7 -	1:34.194	47.494	2:21.688		75.43	0.621	14:59:36.599

P18 25 C1 Dylan JORDAN (R) — Honda CB500 - Delta T Racing

IDEAL LAP TIME : 2:20.486 BEST LAP TIME : 2:21.576 DIFFERENCE : 1.090

LAP	SECTOR 1	SECTOR 2	LAP TIME		MPH	DIFF	TIME OF DAY
1 -		47.715	2:29.808		71.34	8.232	14:45:30.166
2 -	***1:33.477***	48.099	***2:21.576***	**(1)**	***75.49***		***14:47:51.742***
3 -	1:35.131	48.183	2:23.314		74.57	1.738	14:50:15.056
4 -	1:34.712	***47.009***	2:21.721	(2)	75.41	0.145	14:52:36.777
5 -	1:34.244	48.861	2:23.105	(3)	74.68	1.529	14:54:59.882
6 -	1:35.062	48.212	2:23.274		74.59	1.698	14:57:23.156
7 -	1:34.456	48.697	2:23.153		74.66	1.577	14:59:46.309

P19 155 C1 Paul ADAMS (R) — Honda CB500 - Adams Motor Repairs Ltd

IDEAL LAP TIME : 2:22.215 BEST LAP TIME : 2:22.215 DIFFERENCE : 0.000

LAP	SECTOR 1	SECTOR 2	LAP TIME		MPH	DIFF	TIME OF DAY
1 -		48.116	2:28.525		71.96	6.310	14:45:28.883
2 -	***1:34.265***	***47.950***	***2:22.215***	**(1)**	***75.15***		***14:47:51.098***
3 -	1:35.126	48.496	2:23.622	(3)	74.41	1.407	14:50:14.720
4 -	1:35.140	48.123	2:23.263	(2)	74.60	1.048	14:52:37.983
5 -	1:37.416	49.102	2:26.518		72.94	4.303	14:55:04.501
6 -	1:35.879	48.686	2:24.565		73.93	2.350	14:57:29.066
7 -	1:38.147	51.204	2:29.351		71.56	7.136	14:59:58.417

P20 425 C3 Jonathan CARPENTER (R) — Honda CB500 - Morgan Price International Healthcare Ltd

IDEAL LAP TIME : 2:26.397 BEST LAP TIME : 2:26.397 DIFFERENCE : 0.000

LAP	SECTOR 1	SECTOR 2	LAP TIME		MPH	DIFF	TIME OF DAY
1 -		50.329	2:39.647		66.94	13.250	14:45:40.005
2 -	1:38.871	49.785	2:28.656		71.89	2.259	14:48:08.661
3 -	1:39.144	49.683	2:28.827		71.81	2.430	14:50:37.488
4 -	1:38.562	49.653	2:28.215	(2)	72.11	1.818	14:53:05.703
5 -	***1:37.622***	***48.775***	***2:26.397***	**(1)**	***73.00***		***14:55:32.100***
6 -	1:38.972	49.409	2:28.381	(3)	72.03	1.984	14:58:00.481
7 -	1:39.670	49.248	2:28.918		71.77	2.521	15:00:29.399

BMCRC - MRO Championships - Rnd 5 @ Snetterton 300

Thunderbike 500

RACE 12 - SECTOR ANALYSIS

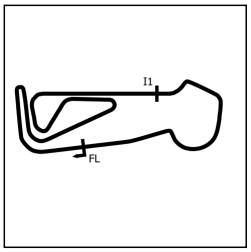

SECTOR 1 = FL to I1, SECTOR 2 = I1 to FL, DIFF = Difference To Personal Best Lap, P = Crossed Finish Line in Pit Lane, D = Time Disallowed

P21 57 C2 Dan PERKINS (R) Honda CB500 -

IDEAL LAP TIME : 2:32.016 BEST LAP TIME : 2:32.254 DIFFERENCE : 0.238

LAP	SECTOR 1	SECTOR 2	LAP TIME	MPH	DIFF	TIME OF DAY
1 -		51.319	2:40.375	66.64	8.121	14:45:40.733
2 -	1:41.382	50.872	***2:32.254*** **(1)**	***70.19***		***14:48:12.987***
3 -	1:42.567	50.895	2:33.462	69.64	1.208	14:50:46.449
4 -	1:41.583	50.958	2:32.541 **(2)**	70.06	0.287	14:53:18.990
5 -	***1:41.346***	51.302	2:32.648 **(3)**	70.01	0.394	14:55:51.638
6 -	1:42.385	***50.670***	2:33.055	69.83	0.801	14:58:24.693

P22 909 C2 Steven SMITH (R) Honda CB500 -

IDEAL LAP TIME : 2:33.771 BEST LAP TIME : 2:34.912 DIFFERENCE : 1.141

LAP	SECTOR 1	SECTOR 2	LAP TIME	MPH	DIFF	TIME OF DAY
1 -		***51.447***	2:41.813	66.05	6.901	14:45:42.171
2 -	***1:42.324***	52.588	***2:34.912*** **(1)**	***68.99***		***14:48:17.083***
3 -	1:44.138	53.010	2:37.148	68.01	2.236	14:50:54.231
4 -	1:44.169	52.960	2:37.129	68.02	2.217	14:53:31.360
5 -	1:43.239	52.252	2:35.491 **(2)**	68.73	0.579	14:56:06.851
6 -	1:43.109	53.559	2:36.668 **(3)**	68.22	1.756	14:58:43.519

P23 56 C2 John HAMILTON Honda CB500 - Clem Fandango Racing

IDEAL LAP TIME : 2:21.296 BEST LAP TIME : 2:21.702 DIFFERENCE : 0.406

LAP	SECTOR 1	SECTOR 2	LAP TIME	MPH	DIFF	TIME OF DAY
1 -		***47.451***	2:29.421	71.52	7.719	14:45:29.779
2 -	***1:33.845***	47.857	***2:21.702*** **(1)**	***75.42***		***14:47:51.481***

P24 82 C3 Jack WOLFF Honda CB500 -

IDEAL LAP TIME : 2:20.870 BEST LAP TIME : 2:21.229 DIFFERENCE : 0.359

LAP	SECTOR 1	SECTOR 2	LAP TIME	MPH	DIFF	TIME OF DAY
1 -		***47.112***	2:30.377	71.07	9.148	14:45:30.735
2 -	***1:33.758***	47.471	***2:21.229*** **(1)**	***75.67***		***14:47:51.964***

BMCRC - MRO Championships - Rnd 5 @ Snetterton 300

Thunderbike 500

RACE 12 - BEST SECTORS

	SECTOR 1		SECTOR 2	
POS	NO	TIME	NO	TIME
1	**34**	**1:26.120**	**34**	**42.344**
2	**66**	**1:27.924**	**66**	**43.785**
3	**43**	**1:28.464**	**43**	**43.866**
4	**16**	**1:28.736**	**62**	**44.049**
5	**62**	**1:28.795**	**16**	**44.056**
6	**23**	**1:29.253**	**116**	**44.699**
7	**116**	**1:29.267**	**23**	**44.818**
8	**75**	**1:29.698**	**7**	**44.925**
9	**26**	**1:31.076**	**75**	**44.945**
10	**7**	**1:31.105**	**26**	**45.227**
11	**76**	**1:31.734**	**59**	**45.437**
12	**59**	**1:31.879**	**11**	**45.484**
13	**11**	**1:32.029**	**76**	**45.650**
14	**30**	**1:32.240**	**84**	**46.338**
15	**84**	**1:33.348**	**30**	**46.393**
16	**42**	**1:33.353**	**80**	**46.443**
17	**80**	**1:33.392**	**42**	**46.746**
18	**25**	**1:33.477**	**25**	**47.009**
19	**82**	**1:33.758**	**82**	**47.112**
20	**56**	**1:33.845**	**56**	**47.451**
21	**155**	**1:34.265**	**155**	**47.950**
22	**425**	**1:37.622**	**425**	**48.775**
23	**57**	**1:41.346**	**57**	**50.670**
24	**909**	**1:42.324**	**909**	**51.447**

IDEAL / BEST COMPARISON

PERFECT LAP 2:08.464

POS	NO	NAME	IDEAL	BEST	DIFF
1	**34**	SILVESTER	2:08.464	2:08.464	**0.000**
2	**66**	ROUND	2:11.709	2:12.535	**0.826**
3	**43**	SILVESTER	2:12.330	2:12.475	**0.145**
4	**16**	MACRAE	2:12.792	2:12.817	**0.025**
5	**62**	MACRAE	2:12.844	2:12.853	**0.009**
6	**116**	WILKINSON	2:13.966	2:14.863	**0.897**
7	**23**	KERSHAW	2:14.071	2:14.173	**0.102**
8	**75**	WOODALL	2:14.643	2:14.879	**0.236**
9	**7**	O'HARA	2:16.030	2:16.514	**0.484**
10	**26**	DWYER	2:16.303	2:16.421	**0.118**
11	**59**	GRIMES	2:17.316	2:17.766	**0.450**
12	**76**	CARTER	2:17.384	2:17.721	**0.337**
13	**11**	OSBORNE	2:17.513	2:18.177	**0.664**
14	**30**	BUTLER (R)	2:18.633	2:19.358	**0.725**
15	**84**	DELLOW	2:19.686	2:19.840	**0.154**
16	**80**	STACEY	2:19.835	2:20.169	**0.334**
17	**42**	ADORJAN	2:20.099	2:21.067	**0.968**
18	**25**	JORDAN (R)	2:20.486	2:21.576	**1.090**
19	**82**	WOLFF	2:20.870	2:21.229	**0.359**
20	**56**	HAMILTON	2:21.296	2:21.702	**0.406**
21	**155**	ADAMS (R)	2:22.215	2:22.215	**0.000**
22	**425**	CARPENTER (R)	2:26.397	2:26.397	**0.000**
23	**57**	PERKINS (R)	2:32.016	2:32.254	**0.238**
24	**909**	SMITH (R)	2:33.771	2:34.912	**1.141**

Weather / Track : Bright / Dry

Snetterton 300: 2.9689 miles
Date: 28/06/2026 Start: 14:43 Finish: 14:58

Results can be found at www.tsl-timing.com

Printed - 15:01 Sunday, 28 June 2026

BMCRC - MRO Championships - Rnd 5 @ Snetterton 300

Thunderbike 500

RACE 12 - STATISTICS

Competitors Started	24
Planned Start	2026-06-28 @ 14:25:00.000
Actual Start	2026-06-28 @ 14:43:00.357
Finish Time	2026-06-28 @ 14:58:15.982
Track Length	2.9689mi.
Total Laps	156
Total Distance Covered	463.1502mi.

Session Fastest Lap History

NO	CL	NAME	LAP TIME	TIME OF DAY	LAP	VEHICLE
34	C1	**Aaron SILVESTER**	**2:12.708**	14:47:28.842	2	Honda CB500
43	C2	**Max SILVESTER**	**2:12.538**	14:47:30.598	2	Honda CB500
66	C1	**Benjamin ROUND**	**2:12.535**	14:47:30.752	2	Honda CB500
34	C1	**Aaron SILVESTER**	**2:10.398**	14:49:39.240	3	Honda CB500
34	C1	**Aaron SILVESTER**	**2:09.620**	14:51:48.860	4	Honda CB500
34	C1	**Aaron SILVESTER**	**2:09.118**	14:53:57.978	5	Honda CB500
34	C1	**Aaron SILVESTER**	**2:08.464**	14:56:06.442	6	Honda CB500

Session Leader History

NO	CL	NAME	FROM LAP	LAPS LED	DISTANCE	VEHICLE
34	C1	**Aaron SILVESTER**	1	7	20.78 miles	Honda CB500

Flag History

TYPE	TIME OF DAY
GREEN	14:43:00.357
FINISH	14:58:15.982

Flag Statistics

TYPE	COUNT	TOTAL LAPS	TOTAL TIME
Green	1	7	17:37.075
Red	0	0	0.000
Safety Car	0	0	0.000
FCY	0	0	0.000

Weather / Track : Bright / Dry

Snetterton 300: 2.9689 miles
Date: 28/06/2026 Start: 14:43 Finish: 14:58

BMCRC - MRO Championships - Rnd 5 @ Snetterton 300

Thunderbike 500

RACE 12 - STATISTICS

CLASS : C1

9 Starters

Fastest Lap History

NO	NAME	LAP TIME	TIME OF DAY	LAP	VEHICLE
34	**Aaron SILVESTER**	**2:12.708**	14:47:28.842	2	Honda CB500
66	**Benjamin ROUND**	**2:12.535**	14:47:30.752	2	Honda CB500
34	**Aaron SILVESTER**	**2:10.398**	14:49:39.240	3	Honda CB500
34	**Aaron SILVESTER**	**2:09.620**	14:51:48.860	4	Honda CB500
34	**Aaron SILVESTER**	**2:09.118**	14:53:57.978	5	Honda CB500
34	**Aaron SILVESTER**	**2:08.464**	14:56:06.442	6	Honda CB500

Leader History

NO	NAME	FROM LAP	LAPS LED	DISTANCE	VEHICLE
34	**Aaron SILVESTER**	1	7	20.78 miles	Honda CB500

BMCRC - MRO Championships - Rnd 5 @ Snetterton 300

Thunderbike 500

RACE 12 - STATISTICS

CLASS : C2

7 Starters

Fastest Lap History

NO	NAME	LAP TIME	TIME OF DAY	LAP	VEHICLE
43	**Max SILVESTER**	**2:12.538**	14:47:30.598	2	Honda CB500
43	**Max SILVESTER**	**2:12.475**	14:49:43.073	3	Honda CB500

Leader History

NO	NAME	FROM LAP	LAPS LED	DISTANCE	VEHICLE
43	**Max SILVESTER**	1	7	20.78 miles	Honda CB500

BMCRC - MRO Championships - Rnd 5 @ Snetterton 300

Thunderbike 500

RACE 12 - STATISTICS

CLASS : C3

8 Starters

Fastest Lap History

NO	NAME	LAP TIME	TIME OF DAY	LAP	VEHICLE
62	**Max MACRAE**	**2:12.853**	14:47:33.195	2	Honda CB500

Leader History

NO	NAME	FROM LAP	LAPS LED	DISTANCE	VEHICLE
62	**Max MACRAE**	1	7	20.78 miles	Honda CB500

Weather / Track : Bright / Dry

Snetterton 300: 2.9689 miles
Date: 28/06/2026 Start: 14:43 Finish: 14:58





TW SUSPENSION
BMCRC THUNDERBIKE EXTREME | TBR PERFORMANCE
BMCRC THUNDERBIKE ULTRA

BMCRC-MRO Championships – Round 5

Snetterton 300

27th / 28th June 2026

Timing & Results Provided by Timing Solutions Ltd

www.tsl-timing.com

Snetterton 300 Circuit

Norwich, Norfolk, UK

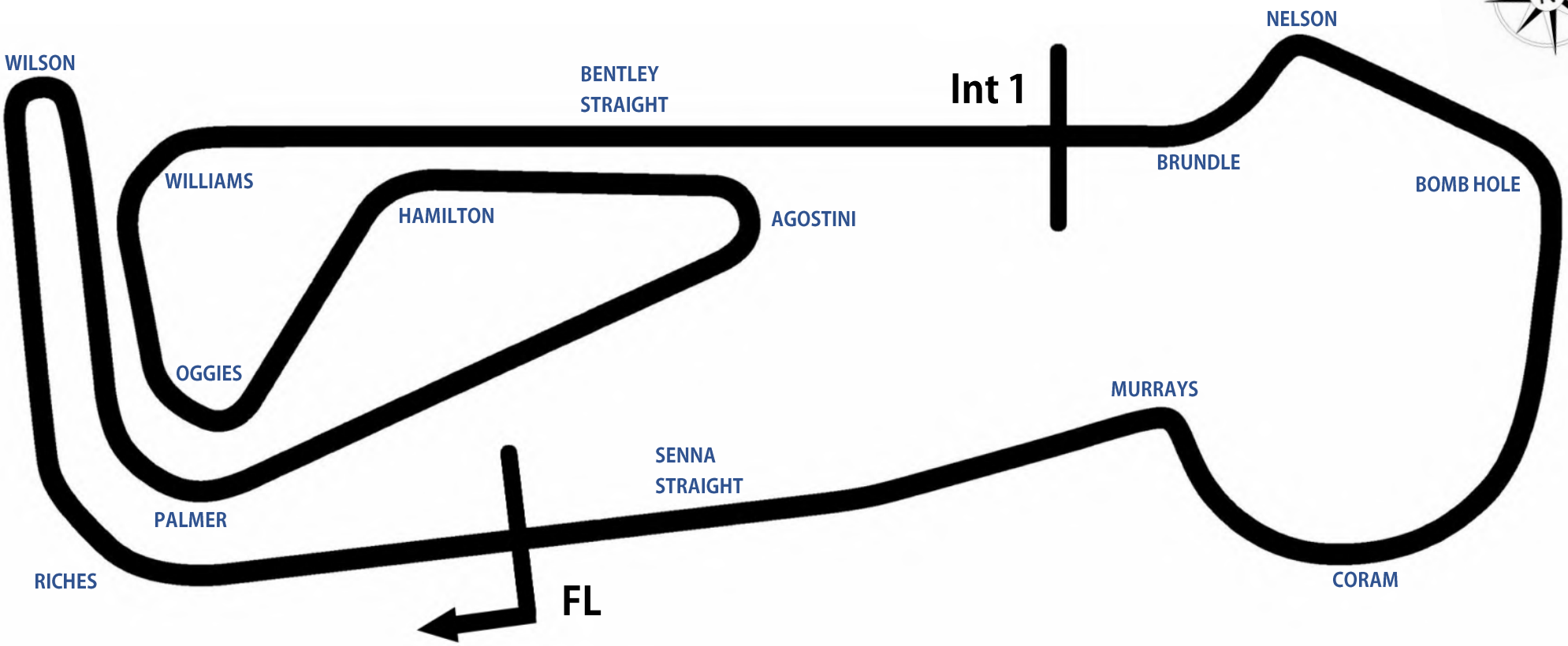

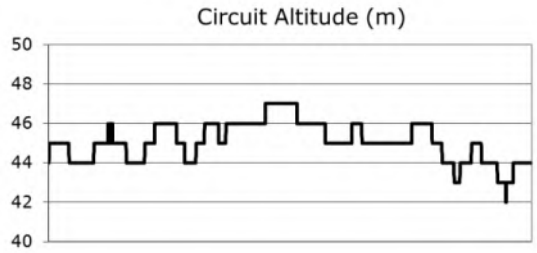

Length	2.9689 miles | 4.778 km | 4778.0 m		
FL		52.46340 N	0.94476 E
Int 1	3198m	52.46617 N	0.94964 E
Pit Entry	4572m	52.46364 N	0.94774 E
Pit Exit	40m after FL	52.46338 N	0.94420 E
Pit Entry - Pit Exit	246m, 17.7S @ 50kph, 14.7s @ 60kph		

Results & Live Timing available at – www.tsl-timing.com

Updated - 14/03/2024 14:52

BMCRC - MRO Championships - Rnd 5 @ Snetterton 300

Thunderbike Ultra & Extreme

QUALIFYING - CLASSIFICATION

POS	NO	CL	PIC	NAME	ENTRY	TIME	ON	LAPS	GAP	DIFF	MPH
1	**1**	U	1	**Tyler DONOVAN**	Kawasaki ZX10R	**2:00.513**	3	5			88.68
2	**123**	U	2	**Justin ROSE**	Yamaha R1	**2:00.885**	5	5	**0.372**	0.372	88.41
3	**85**	U	3	**Clinton WOOD**	Suzuki GSXR1000	**2:01.079**	5	5	**0.566**	0.194	88.27
4	**530**	U	4	**Morgan CREASEY**	Suzuki GSXR 750	**2:01.443**	5	5	**0.930**	0.364	88.00
5	**69**	E	1	**Tony RUSSO**	Suzuki GSXR 750	**2:01.723**	5	5	**1.210**	0.280	87.80
6	**63**	U	5	**Matthew WREN**	Suzuki GSXR	**2:03.537**	5	5	**3.024**	1.814	86.51
7	**117**	U	6	**Raymond STAGG**	YAMAHA R1	**2:04.661**	3	5	**4.148**	1.124	85.73
8	**77**	E	2	**David MAY**	Suzuki GSXR 750 K1	**2:05.207**	3	5	**4.694**	0.546	85.36
9	**82**	E	3	**Matt HINNELLS**	Honda CBR 954RR FIREBLADE	**2:06.188**	5	5	**5.675**	0.981	84.69
10	**41**	E	4	**David ABRAHAM**	Yamaha R1	**2:06.605**	5	5	**6.092**	0.417	84.42
11	**48**	E	5	**Shaun WALLIS**	Suzuki GSXR 750	**2:06.765**	4	5	**6.252**	0.160	84.31
12	**373**	U	7	**Robert EAGLING**	SUZUKI GSXR1000	**2:08.320**	4	4	**7.807**	1.555	83.29
13	**12**	E	6	**John HOULDEN**	Aprilia RSV MILLE R	**2:08.491**	5	5	**7.978**	0.171	83.18
14	**333**	E	7	**Andrew HOUGHTON**	Suzuki TL1000S	**2:12.383**	5	5	**11.870**	3.892	80.73
15	**888**	U	8	**Paul FAGG**	Yamaha R1 4C8	**2:16.570**	2	3	**16.057**	4.187	78.26

Weather / Track : /

These results are provisional until the conclusion of any judicial and technical matters.

Date: 27/06/2026 Start: 10:02 Finish: 10:12

Snetterton 300: 2.9689 miles

Clerk Of Course: Caroline Patterson / Tony MacBride	Timekeeper: Craig Smith	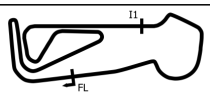

Results can be found at www.tsl-timing.com

Printed - 10:15 Saturday, 27 June 2026

BMCRC - MRO Championships - Rnd 5 @ Snetterton 300

Thunderbike Ultra & Extreme

QUALIFYING - SECTOR ANALYSIS

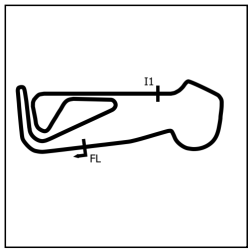

SECTOR 1 = FL to I1, SECTOR 2 = I1 to FL, DIFF = Difference To Personal Best Lap, P = Crossed Finish Line in Pit Lane, D = Time Disallowed

P1 1 U Tyler DONOVAN Kawasaki ZX10R

IDEAL LAP TIME : 2:00.397 BEST LAP TIME : 2:00.513 DIFFERENCE : 0.116

LAP	SECTOR 1	SECTOR 2	LAP TIME	MPH	DIFF	TIME OF DAY
1 -	1:27.380	41.637	2:09.017	82.84	8.504	10:06:35.862
2 -	1:21.379	40.648	2:02.027	87.58	1.514	10:08:37.889
3 -	1:20.359	***40.154***	***2:00.513*** **(1)**	***88.68***		***10:10:38.402***
4 -	***1:20.243***	40.539	2:00.782 **(2)**	88.49	0.269	10:12:39.184
5 -	1:21.436	40.331	2:01.767 **(3)**	87.77	1.254	10:14:40.951

P2 123 U Justin ROSE Yamaha R1

IDEAL LAP TIME : 2:00.682 BEST LAP TIME : 2:00.885 DIFFERENCE : 0.203

LAP	SECTOR 1	SECTOR 2	LAP TIME	MPH	DIFF	TIME OF DAY
1 -	1:29.988	45.114	2:15.102	79.11	14.217	10:05:58.440
2 -	1:23.954	41.206	2:05.160	85.39	4.275	10:08:03.600
3 -	1:22.153	40.501	2:02.654 **(3)**	87.14	1.769	10:10:06.254
4 -	1:21.166	***39.987***	2:01.153 **(2)**	88.21	0.268	10:12:07.407
5 -	***1:20.695***	40.190	***2:00.885*** **(1)**	***88.41***		***10:14:08.292***

P3 85 U Clinton WOOD Suzuki GSXR1000

IDEAL LAP TIME : 2:01.079 BEST LAP TIME : 2:01.079 DIFFERENCE : 0.000

LAP	SECTOR 1	SECTOR 2	LAP TIME	MPH	DIFF	TIME OF DAY
1 -	1:26.610	41.933	2:08.543	83.14	7.464	10:05:45.673
2 -	1:21.017	41.173	2:02.190 **(3)**	87.47	1.111	10:07:47.863
3 -	1:22.524	41.745	2:04.269	86.00	3.190	10:09:52.132
4 -	1:20.933	40.766	2:01.699 **(2)**	87.82	0.620	10:11:53.831
5 -	***1:20.600***	***40.479***	***2:01.079*** **(1)**	***88.27***		***10:13:54.910***

P4 530 U Morgan CREASEY Suzuki GSXR 750

IDEAL LAP TIME : 2:01.443 BEST LAP TIME : 2:01.443 DIFFERENCE : 0.000

LAP	SECTOR 1	SECTOR 2	LAP TIME	MPH	DIFF	TIME OF DAY
1 -	1:32.699	44.865	2:17.564	77.69	16.121	10:05:48.802
2 -	1:24.122	41.357	2:05.479	85.17	4.036	10:07:54.281
3 -	1:21.818	40.814	2:02.632 **(3)**	87.15	1.189	10:09:56.913
4 -	1:21.158	41.019	2:02.177 **(2)**	87.48	0.734	10:11:59.090
5 -	***1:20.804***	***40.639***	***2:01.443*** **(1)**	***88.00***		***10:14:00.533***

P5 69 E Tony RUSSO Suzuki GSXR 750

IDEAL LAP TIME : 2:01.616 BEST LAP TIME : 2:01.723 DIFFERENCE : 0.107

LAP	SECTOR 1	SECTOR 2	LAP TIME	MPH	DIFF	TIME OF DAY
1 -	1:33.317	46.478	2:19.795	76.45	18.072	10:05:50.145
2 -	1:24.296	41.629	2:05.925	84.87	4.202	10:07:56.070
3 -	1:21.938	***40.488***	2:02.426 **(2)**	87.30	0.703	10:09:58.496
4 -	1:21.773	40.835	2:02.608 **(3)**	87.17	0.885	10:12:01.104
5 -	***1:21.128***	40.595	***2:01.723*** **(1)**	***87.80***		***10:14:02.827***

P6 63 U Matthew WREN Suzuki GSXR

IDEAL LAP TIME : 2:03.537 BEST LAP TIME : 2:03.537 DIFFERENCE : 0.000

LAP	SECTOR 1	SECTOR 2	LAP TIME	MPH	DIFF	TIME OF DAY
1 -	1:38.743	45.589	2:24.332	74.05	20.795	10:06:11.287
2 -	1:24.516	41.979	2:06.495	84.49	2.958	10:08:17.782
3 -	1:23.077	42.251	2:05.328 **(3)**	85.28	1.791	10:10:23.110
4 -	1:23.023	41.373	2:04.396 **(2)**	85.91	0.859	10:12:27.506
5 -	***1:22.406***	***41.131***	***2:03.537*** **(1)**	***86.51***		***10:14:31.043***

BMCRC - MRO Championships - Rnd 5 @ Snetterton 300

Thunderbike Ultra & Extreme

QUALIFYING - SECTOR ANALYSIS

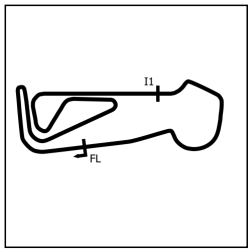

SECTOR 1 = FL to I1, SECTOR 2 = I1 to FL, DIFF = Difference To Personal Best Lap, P = Crossed Finish Line in Pit Lane, D = Time Disallowed

P7 **117** **U** **Raymond STAGG** YAMAHA R1

IDEAL LAP TIME : 2:04.397 BEST LAP TIME : 2:04.661 DIFFERENCE : 0.264

LAP	SECTOR 1	SECTOR 2	LAP TIME	MPH	DIFF	TIME OF DAY
1 -	1:29.289	43.853	2:13.142	80.27	8.481	10:06:16.960
2 -	1:24.948	42.147	2:07.095	84.09	2.434	10:08:24.055
3 -	1:23.265	***41.396***	***2:04.661*** **(1)**	***85.73***		***10:10:28.716***
4 -	1:23.269	42.023	2:05.292 **(3)**	85.30	0.631	10:12:34.008
5 -	***1:23.001***	41.691	2:04.692 **(2)**	85.71	0.031	10:14:38.700

P8 **77** **E** **David MAY** Suzuki GSXR 750 K1

IDEAL LAP TIME : 2:05.033 BEST LAP TIME : 2:05.207 DIFFERENCE : 0.174

LAP	SECTOR 1	SECTOR 2	LAP TIME	MPH	DIFF	TIME OF DAY
1 -	1:32.269	43.337	2:15.606	78.81	10.399	10:05:50.330
2 -	1:25.262	41.761	2:07.023	84.14	1.816	10:07:57.353
3 -	***1:23.553***	41.654	***2:05.207*** **(1)**	***85.36***		***10:10:02.560***
4 -	1:25.488	***41.480***	2:06.968 **(3)**	84.17	1.761	10:12:09.528
5 -	1:23.716	41.558	2:05.274 **(2)**	85.31	0.067	10:14:14.802

P9 **82** **E** **Matt HINNELLS** Honda CBR 954RR FIREBLADE

IDEAL LAP TIME : 2:06.188 BEST LAP TIME : 2:06.188 DIFFERENCE : 0.000

LAP	SECTOR 1	SECTOR 2	LAP TIME	MPH	DIFF	TIME OF DAY
1 -	1:35.866	44.308	2:20.174	76.24	13.986	10:05:53.691
2 -	1:26.815	42.465	2:09.280	82.67	3.092	10:08:02.971
3 -	1:24.714	42.548	2:07.262 **(2)**	83.98	1.074	10:10:10.233
4 -	1:24.783	42.532	2:07.315 **(3)**	83.94	1.127	10:12:17.548
5 -	***1:24.162***	***42.026***	***2:06.188*** **(1)**	***84.69***		***10:14:23.736***

P10 **41** **E** **David ABRAHAM** Yamaha R1

IDEAL LAP TIME : 2:06.605 BEST LAP TIME : 2:06.605 DIFFERENCE : 0.000

LAP	SECTOR 1	SECTOR 2	LAP TIME	MPH	DIFF	TIME OF DAY
1 -	1:34.112	43.536	2:17.648	77.64	11.043	10:06:07.312
2 -	1:25.597	42.782	2:08.379	83.25	1.774	10:08:15.691
3 -	1:25.351	42.833	2:08.184 **(3)**	83.38	1.579	10:10:23.875
4 -	1:24.765	42.561	2:07.326 **(2)**	83.94	0.721	10:12:31.201
5 -	***1:24.279***	***42.326***	***2:06.605*** **(1)**	***84.42***		***10:14:37.806***

P11 **48** **E** **Shaun WALLIS** Suzuki GSXR 750

IDEAL LAP TIME : 2:06.765 BEST LAP TIME : 2:06.765 DIFFERENCE : 0.000

LAP	SECTOR 1	SECTOR 2	LAP TIME	MPH	DIFF	TIME OF DAY
1 -	1:35.676	46.970	2:22.646	74.92	15.881	10:05:57.936
2 -	1:26.354	43.573	2:09.927	82.26	3.162	10:08:07.863
3 -	1:25.059	43.362	2:08.421 **(3)**	83.22	1.656	10:10:16.284
4 -	***1:24.068***	***42.697***	***2:06.765*** **(1)**	***84.31***		***10:12:23.049***
5 -	1:24.135	42.745	2:06.880 **(2)**	84.23	0.115	10:14:29.929

P12 **373** **U** **Robert EAGLING** SUZUKI GSXR1000

IDEAL LAP TIME : 2:08.018 BEST LAP TIME : 2:08.320 DIFFERENCE : 0.302

LAP	SECTOR 1	SECTOR 2	LAP TIME	MPH	DIFF	TIME OF DAY
1 -	1:43.309	47.386	2:30.695	70.92	22.375	10:05:49.869
2 -	1:28.434	43.409	2:11.843 **(3)**	81.06	3.523	10:08:01.712
3 -	1:26.229	42.885	2:09.114 **(2)**	82.78	0.794	10:10:10.826
4 -	1:25.596	***42.724***	***2:08.320*** **(1)**	***83.29***		***10:12:19.146***
5 -	***1:25.294***					

BMCRC - MRO Championships - Rnd 5 @ Snetterton 300

Thunderbike Ultra & Extreme

QUALIFYING - SECTOR ANALYSIS

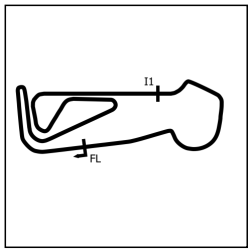

SECTOR 1 = FL to I1, SECTOR 2 = I1 to FL, DIFF = Difference To Personal Best Lap, P = Crossed Finish Line in Pit Lane, D = Time Disallowed

P13 12 E John HOULDEN Aprilia RSV MILLE R

IDEAL LAP TIME : 2:08.491 BEST LAP TIME : 2:08.491 DIFFERENCE : 0.000

LAP	SECTOR 1	SECTOR 2	LAP TIME	MPH	DIFF	TIME OF DAY
1 -	1:36.159	45.329	2:21.488	75.54	12.997	10:05:34.126
2 -	1:28.440	43.903	2:12.343	80.76	3.852	10:07:46.469
3 -	1:26.619	43.719	2:10.338 **(3)**	82.00	1.847	10:09:56.807
4 -	1:25.748	43.378	2:09.126 **(2)**	82.77	0.635	10:12:05.933
5 -	***1:25.699***	***42.792***	***2:08.491*** **(1)**	***83.18***		***10:14:14.424***

P14 333 E Andrew HOUGHTON Suzuki TL1000S

IDEAL LAP TIME : 2:12.383 BEST LAP TIME : 2:12.383 DIFFERENCE : 0.000

LAP	SECTOR 1	SECTOR 2	LAP TIME	MPH	DIFF	TIME OF DAY
1 -	OUTLAP	48.013	2:28.975	71.74	16.592	10:05:51.028
2 -	1:31.279	45.581	2:16.860	78.09	4.477	10:08:07.888
3 -	1:30.856	45.338	2:16.194 **(3)**	78.47	3.811	10:10:24.082
4 -	1:30.071	44.413	2:14.484 **(2)**	79.47	2.101	10:12:38.566
5 -	***1:28.648***	***43.735***	***2:12.383*** **(1)**	***80.73***		***10:14:50.949***

P15 888 U Paul FAGG Yamaha R1 4C8

IDEAL LAP TIME : 2:16.570 BEST LAP TIME : 2:16.570 DIFFERENCE : 0.000

LAP	SECTOR 1	SECTOR 2	LAP TIME	MPH	DIFF	TIME OF DAY
1 -	1:38.759	46.362	2:25.121 **(3)**	73.64	8.551	10:06:14.990
2 -	***1:31.565***	***45.005***	***2:16.570*** **(1)**	***78.26***		***10:08:31.560***
3 -	1:32.199	46.040	2:18.239 **(2)**	77.31	1.669	10:10:49.799
4 -	1:33.770					

BMCRC - MRO Championships - Rnd 5 @ Snetterton 300

Thunderbike Ultra & Extreme

QUALIFYING - BEST SECTORS

	SECTOR 1		SECTOR 2	
POS	NO	TIME	NO	TIME
1	**1**	**1:20.243**	**123**	**39.987**
2	**85**	**1:20.600**	**1**	**40.154**
3	**123**	**1:20.695**	**85**	**40.479**
4	**530**	**1:20.804**	**69**	**40.488**
5	**69**	**1:21.128**	**530**	**40.639**
6	**63**	**1:22.406**	**63**	**41.131**
7	**117**	**1:23.001**	**117**	**41.396**
8	**77**	**1:23.553**	**77**	**41.480**
9	**48**	**1:24.068**	**82**	**42.026**
10	**82**	**1:24.162**	**41**	**42.326**
11	**41**	**1:24.279**	**48**	**42.697**
12	**373**	**1:25.294**	**373**	**42.724**
13	**12**	**1:25.699**	**12**	**42.792**
14	**333**	**1:28.648**	**333**	**43.735**
15	**888**	**1:31.565**	**888**	**45.005**

IDEAL / BEST COMPARISON					
POS	NO	NAME	IDEAL	BEST	DIFF
		PERFECT LAP	**2:00.230**		
1	**1**	DONOVAN	2:00.397	2:00.513	**0.116**
2	**123**	ROSE	2:00.682	2:00.885	**0.203**
3	**85**	WOOD	2:01.079	2:01.079	**0.000**
4	**530**	CREASEY	2:01.443	2:01.443	**0.000**
5	**69**	RUSSO	2:01.616	2:01.723	**0.107**
6	**63**	WREN	2:03.537	2:03.537	**0.000**
7	**117**	STAGG	2:04.397	2:04.661	**0.264**
8	**77**	MAY	2:05.033	2:05.207	**0.174**
9	**82**	HINNELLS	2:06.188	2:06.188	**0.000**
10	**41**	ABRAHAM	2:06.605	2:06.605	**0.000**
11	**48**	WALLIS	2:06.765	2:06.765	**0.000**
12	**373**	EAGLING	2:08.018	2:08.320	**0.302**
13	**12**	HOULDEN	2:08.491	2:08.491	**0.000**
14	**333**	HOUGHTON	2:12.383	2:12.383	**0.000**
15	**888**	FAGG	2:16.570	2:16.570	**0.000**

BMCRC - MRO Championships - Rnd 5 @ Snetterton 300

Thunderbike Ultra & Extreme

QUALIFYING - STATISTICS

Competitors Started	15
Planned Start	2026-06-27 @ 10:00:00.000
Actual Start	2026-06-27 @ 10:02:54.561
Finish Time	2026-06-27 @ 10:12:50.123
Track Length	2.9689mi.
Total Laps	72
Total Distance Covered	213.7616mi.

Session Fastest Lap History

NO	CL	NAME	LAP TIME	TIME OF DAY	LAP	VEHICLE
12	E	**John HOULDEN**	**2:21.488**	10:05:34.126	1	Aprilia RSV MILLE R
85	U	**Clinton WOOD**	**2:08.543**	10:05:45.673	1	Suzuki GSXR1000
85	U	**Clinton WOOD**	**2:02.190**	10:07:47.863	2	Suzuki GSXR1000
1	U	**Tyler DONOVAN**	**2:02.027**	10:08:37.889	2	Kawasaki ZX10R
1	U	**Tyler DONOVAN**	**2:00.513**	10:10:38.402	3	Kawasaki ZX10R

Flag History

TYPE	TIME OF DAY
GREEN	10:02:54.561
FINISH	10:12:50.123

Flag Statistics

TYPE	COUNT	TOTAL LAPS	TOTAL TIME
Green	1	5	12:37.359
Red	0	0	0.000
Safety Car	0	0	0.000
FCY	0	0	0.000

BMCRC - MRO Championships - Rnd 5 @ Snetterton 300

Thunderbike Ultra & Extreme

QUALIFYING - STATISTICS

CLASS : E

7 Starters

Fastest Lap History

NO	NAME	LAP TIME	TIME OF DAY	LAP	VEHICLE
12	**John HOULDEN**	**2:21.488**	10:05:34.126	1	Aprilia RSV MILLE R
69	**Tony RUSSO**	**2:19.795**	10:05:50.145	1	Suzuki GSXR 750
77	**David MAY**	**2:15.606**	10:05:50.330	1	Suzuki GSXR 750 K1
12	**John HOULDEN**	**2:12.343**	10:07:46.469	2	Aprilia RSV MILLE R
69	**Tony RUSSO**	**2:05.925**	10:07:56.070	2	Suzuki GSXR 750
69	**Tony RUSSO**	**2:02.426**	10:09:58.496	3	Suzuki GSXR 750
69	**Tony RUSSO**	**2:01.723**	10:14:02.827	5	Suzuki GSXR 750

BMCRC - MRO Championships - Rnd 5 @ Snetterton 300

Thunderbike Ultra & Extreme

QUALIFYING - STATISTICS

CLASS : U

8 Starters

Fastest Lap History

NO	NAME	LAP TIME	TIME OF DAY	LAP	VEHICLE
85	**Clinton WOOD**	**2:08.543**	10:05:45.673	1	Suzuki GSXR1000
85	**Clinton WOOD**	**2:02.190**	10:07:47.863	2	Suzuki GSXR1000
1	**Tyler DONOVAN**	**2:02.027**	10:08:37.889	2	Kawasaki ZX10R
1	**Tyler DONOVAN**	**2:00.513**	10:10:38.402	3	Kawasaki ZX10R

BMCRC - MRO Championships - Rnd 5 @ Snetterton 300

Thunderbike Ultra & Extreme

RACE 5 - GRID (5 Laps)

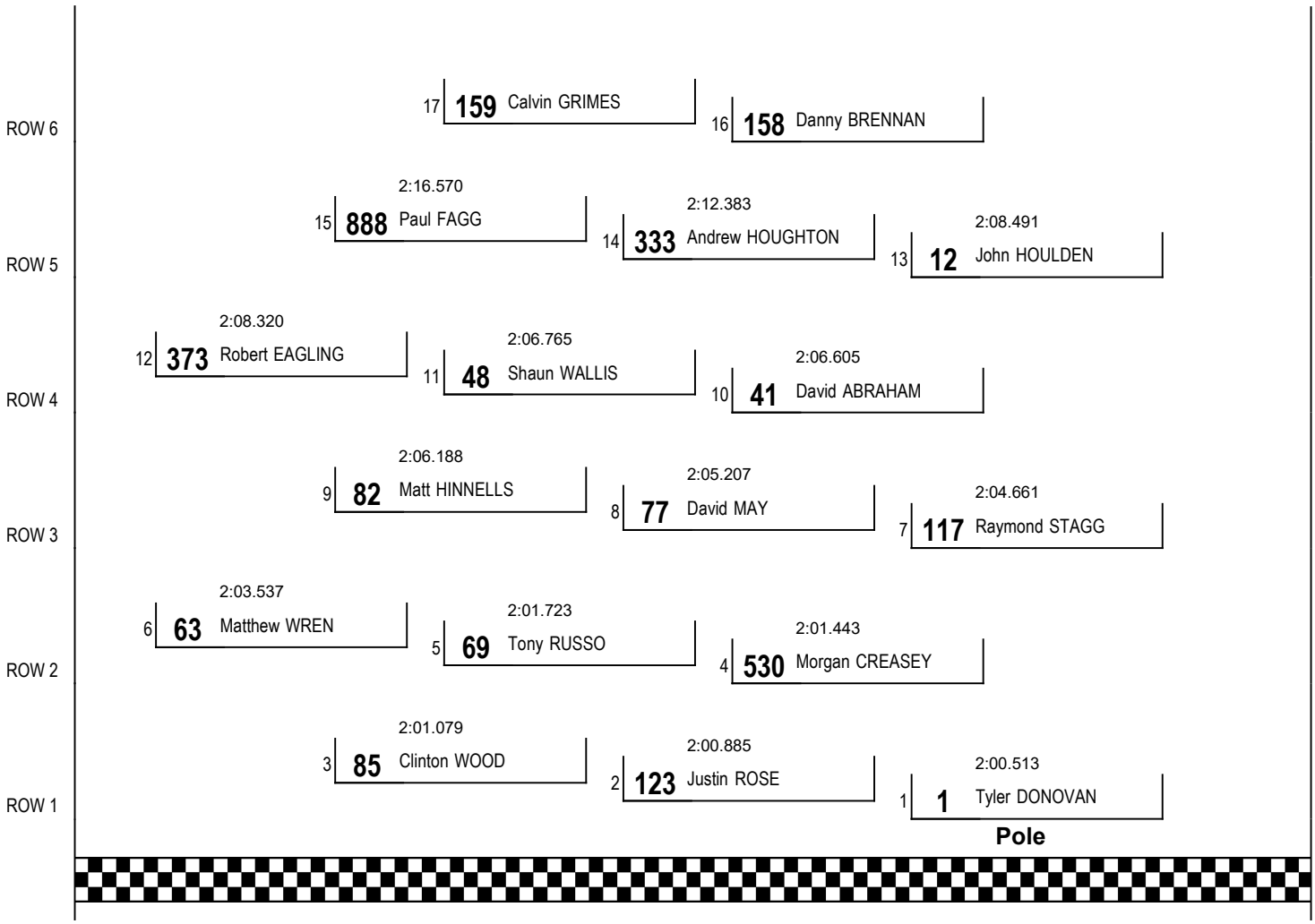

These results are provisional until the conclusion of any judicial and technical matters.

Snetterton 300: 2.9689 miles

Clerk Of Course: Caroline Patterson / Tony MacBride	Timekeeper: Richard Evans	

Results can be found at www.tsl-timing.com

Printed - 10:17 Saturday, 27 June 2026

BMCRC - MRO Championships - Rnd 5 @ Snetterton 300

Thunderbike Ultra & Extreme

RACE 5 - CLASSIFICATION

Race Distance: 5 Laps / 14.84 miles

POS	NO	CL	PIC	NAME	ENTRY	LAPS	TIME	GAP	DIFF	MPH	BEST	ON	GRD	↑↓
1	**85**	U	1	**Clinton WOOD**	Suzuki GSXR1000	**5**	10:00.490			88.99	**1:58.763**	2	3	2
2	**123**	U	2	**Justin ROSE**	Yamaha R1	**5**	10:00.597	**0.107**	0.107	88.97	**1:58.057**	5	2	0
3	**1**	U	3	**Tyler DONOVAN**	Kawasaki ZX10R	**5**	10:02.204	**1.714**	1.607	88.74	**1:57.981**	3	1	-2
4	**530**	U	4	**Morgan CREASEY**	Suzuki GSXR 750	**5**	10:08.029	**7.539**	5.825	87.89	**1:59.672**	3	4	0
5	**63**	U	5	**Matthew WREN**	Suzuki GSXR	**5**	10:14.012	**13.522**	5.983	87.03	**2:01.276**	5	6	1
6	**69**	E	1	**Tony RUSSO**	Suzuki GSXR 750	**5**	10:15.639	**15.149**	1.627	86.80	**2:01.078**	5	5	-1
7	**117**	U	6	**Raymond STAGG**	YAMAHA R1	**5**	10:21.500	**21.010**	5.861	85.98	**2:02.087**	2	7	0
8	**77**	E	2	**David MAY**	Suzuki GSXR 750 K1	**5**	10:24.366	**23.876**	2.866	85.59	**2:02.984**	2	8	0
9	**82**	E	3	**Matt HINNELLS**	Honda CBR 954RR FIREBLADE	**5**	10:34.274	**33.784**	9.908	84.25	**2:03.557**	5	9	0
10	**48**	E	4	**Shaun WALLIS**	Suzuki GSXR 750	**5**	10:34.519	**34.029**	0.245	84.22	**2:04.401**	5	11	1
11	**373**	U	7	**Robert EAGLING**	SUZUKI GSXR1000	**5**	10:36.519	**36.029**	2.000	83.95	**2:05.009**	4	12	1
12	**41**	E	5	**David ABRAHAM**	Yamaha R1	**5**	10:39.735	**39.245**	3.216	83.53	**2:06.351**	5	10	-2
13	**12**	E	6	**John HOULDEN**	Aprilia RSV MILLE R	**5**	10:59.169	**58.679**	19.434	81.07	**2:09.844**	2	13	0
14	**888**	U	8	**Paul FAGG**	Yamaha R1 4C8	**5**	11:03.977	**1:03.487**	4.808	80.48	**2:10.116**	2	15	1
15	**333**	E	7	**Andrew HOUGHTON**	Suzuki TL1000S	**5**	11:05.316	**1:04.826**	1.339	80.32	**2:10.571**	4	14	-1
16	**159**	E	8	**Calvin GRIMES**	Suzuki GSXR750	**5**	11:17.341	**1:16.851**	12.025	78.89	**2:12.886**	4	17	1

FASTEST LAP

1	U	**Tyler DONOVAN**	Kawasaki ZX10R	**3**	1:57.981	90.59 mph	145.79 kph
69	E	**Tony RUSSO**	Suzuki GSXR 750	**5**	2:01.078	88.27 mph	142.06 kph

Class U - 92.5% of Race Speed = 82.31 mph
Class E - 92.5% of Race Speed = 80.29 mph

Weather / Track : Bright / Dry
These results are provisional until the conclusion of any judicial and technical matters.

Date: 27/06/2026 Start: 12:58 Finish: 13:08
Snetterton 300: 2.9689 miles

Clerk Of Course: Caroline Patterson / Tony MacBride	Timekeeper: Richard Evans	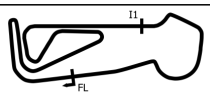

Results can be found at www.tsl-timing.com

Printed - 13:11 Saturday, 27 June 2026

BMCRC - MRO Championships - Rnd 5 @ Snetterton 300

Thunderbike Ultra & Extreme

RACE 5 - LAP CHART

LAP 1 @ 13:00:57.702

NO	BEHIND	LAP TIME
85		2:04.924
123	1.006	2:05.930
530	1.583	2:06.507
63	3.478	2:08.402
1	3.627	2:08.551
69	3.649	2:08.573
77	4.519	2:09.443
117	6.283	2:11.207
82	7.543	2:12.467
48	8.105	2:13.029
41	8.218	2:13.142
373	9.362	2:14.286
12	11.840	2:16.764
888	13.012	2:17.936
333	15.439	2:20.363
159	17.161	2:22.085

LAP 2 @ 13:02:56.465

NO	BEHIND	LAP TIME
85		1:58.763
123	1.021	1:58.778
530	3.334	2:00.514
1	3.863	1:58.999
63	6.134	2:01.419
69	7.226	2:02.340
77	8.740	2:02.984
117	9.607	2:02.087
82	15.423	2:06.643
48	15.442	2:06.100
41	15.895	2:06.440
373	16.410	2:05.811
12	22.921	2:09.844
888	24.365	2:10.116
333	28.021	2:11.345
159	32.446	2:14.048

LAP 3 @ 13:04:55.295

NO	BEHIND	LAP TIME
85		1:58.830
123	1.082	1:58.891
1	3.014	1:57.981
530	4.176	1:59.672
63	8.782	2:01.478
69	10.935	2:02.539
117	13.351	2:02.574
77	13.813	2:03.903
82	22.669	2:06.076
48	22.923	2:06.311
373	23.475	2:05.895
41	24.053	2:06.988
12	33.984	2:09.893
888	36.894	2:11.359
333	40.464	2:11.273
159	47.547	2:13.931

LAP 4 @ 13:06:54.416

NO	BEHIND	LAP TIME
85		1:59.121
123	0.902	1:58.941
1	1.981	1:58.088
530	4.868	1:59.813
63	11.098	2:01.437
69	12.923	2:01.109
117	17.658	2:03.428
77	18.726	2:04.034
48	28.480	2:04.678
82	29.079	2:05.531
373	29.363	2:05.009
41	31.746	2:06.814
12	46.667	2:11.804
888	49.406	2:11.633
333	51.914	2:10.571
159	1:01.312	2:12.886

LAP 5 @ 13:08:53.268

NO	BEHIND	LAP TIME
85		1:58.852
123	0.107	1:58.057
1	1.714	1:58.585
530	7.539	2:01.523
63	13.522	2:01.276
69	15.149	2:01.078
117	21.010	2:02.204
77	23.876	2:04.002
82	33.784	2:03.557
48	34.029	2:04.401
373	36.029	2:05.518
41	39.245	2:06.351
12	58.679	2:10.864
888	1:03.487	2:12.933
333	1:04.826	2:11.764
159	1:16.851	2:14.391

Weather / Track : Bright / Dry

Snetterton 300: 2.9689 miles
Date: 27/06/2026 Start: 12:58 Finish: 13:08

Results can be found at www.tsl-timing.com

Printed - 13:11 Saturday, 27 June 2026

BMCRC - MRO Championships - Rnd 5 @ Snetterton 300

Thunderbike Ultra & Extreme

RACE 5 - POSITION CHART

No	Name	Lap Pos	1	2	3	4	5
1	DONOVAN	1	85	85	85	85	85
123	ROSE	2	123	123	123	123	123
85	WOOD	3	530	530	1	1	1
530	CREASEY	4	63	1	530	530	530
69	RUSSO	5	1	63	63	63	63
63	WREN	6	69	69	69	69	69
117	STAGG	7	77	77	117	117	117
77	MAY	8	117	117	77	77	77
82	HINNELLS	9	82	82	82	48	82
41	ABRAHAM	10	48	48	48	82	48
48	WALLIS	11	41	41	373	373	373
373	EAGLING	12	373	373	41	41	41
12	HOULDEN	13	12	12	12	12	12
333	HOUGHTON	14	888	888	888	888	888
888	FAGG	15	333	333	333	333	333
159	GRIMES	16	159	159	159	159	159

Weather / Track : Bright / Dry

Snetterton 300: 2.9689 miles
Date: 27/06/2026 Start: 12:58 Finish: 13:08

Results can be found at www.tsl-timing.com

Printed - 13:11 Saturday, 27 June 2026

BMCRC - MRO Championships - Rnd 5 @ Snetterton 300

Thunderbike Ultra & Extreme

RACE 5 - SECTOR ANALYSIS

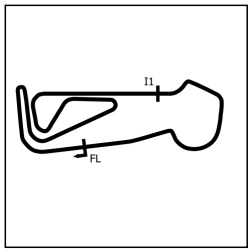

SECTOR 1 = FL to I1, SECTOR 2 = I1 to FL, DIFF = Difference To Personal Best Lap, P = Crossed Finish Line in Pit Lane, D = Time Disallowed

P1 85 U Clinton WOOD Suzuki GSXR1000

IDEAL LAP TIME : 1:58.518 BEST LAP TIME : 1:58.763 DIFFERENCE : 0.245

LAP	SECTOR 1	SECTOR 2	LAP TIME	MPH	DIFF	TIME OF DAY
1 -		***39.561***	2:04.924	85.55	6.161	13:00:57.702
2 -	***1:18.957***	39.806	***1:58.763*** **(1)**	***89.99***		***13:02:56.465***
3 -	1:19.151	39.679	1:58.830 **(2)**	89.94	0.067	13:04:55.295
4 -	1:19.293	39.828	1:59.121	89.72	0.358	13:06:54.416
5 -	1:19.134	39.718	1:58.852 **(3)**	89.92	0.089	13:08:53.268

P2 123 U Justin ROSE Yamaha R1

IDEAL LAP TIME : 1:58.057 BEST LAP TIME : 1:58.057 DIFFERENCE : 0.000

LAP	SECTOR 1	SECTOR 2	LAP TIME	MPH	DIFF	TIME OF DAY
1 -		39.861	2:05.930	84.87	7.873	13:00:58.708
2 -	1:19.025	39.753	1:58.778 **(2)**	89.98	0.721	13:02:57.486
3 -	1:19.147	39.744	1:58.891 **(3)**	89.89	0.834	13:04:56.377
4 -	1:19.182	39.759	1:58.941	89.86	0.884	13:06:55.318
5 -	***1:18.570***	***39.487***	***1:58.057*** **(1)**	***90.53***		***13:08:53.375***

P3 1 U Tyler DONOVAN Kawasaki ZX10R

IDEAL LAP TIME : 1:57.981 BEST LAP TIME : 1:57.981 DIFFERENCE : 0.000

LAP	SECTOR 1	SECTOR 2	LAP TIME	MPH	DIFF	TIME OF DAY
1 -		40.275	2:08.551	83.14	10.570	13:01:01.329
2 -	1:19.476	39.523	1:58.999	89.81	1.018	13:03:00.328
3 -	***1:18.586***	***39.395***	***1:57.981*** **(1)**	***90.59***		***13:04:58.309***
4 -	1:18.690	39.398	1:58.088 **(2)**	90.50	0.107	13:06:56.397
5 -	1:18.705	39.880	1:58.585 **(3)**	90.13	0.604	13:08:54.982

P4 530 U Morgan CREASEY Suzuki GSXR 750

IDEAL LAP TIME : 1:59.355 BEST LAP TIME : 1:59.672 DIFFERENCE : 0.317

LAP	SECTOR 1	SECTOR 2	LAP TIME	MPH	DIFF	TIME OF DAY
1 -		40.247	2:06.507	84.48	6.835	13:00:59.285
2 -	1:20.357	40.157	2:00.514 **(3)**	88.68	0.842	13:02:59.799
3 -	1:20.103	***39.569***	***1:59.672*** **(1)**	***89.31***		***13:04:59.471***
4 -	***1:19.786***	40.027	1:59.813 **(2)**	89.20	0.141	13:06:59.284
5 -	1:20.621	40.902	2:01.523	87.95	1.851	13:09:00.807

P5 63 U Matthew WREN Suzuki GSXR

IDEAL LAP TIME : 2:01.145 BEST LAP TIME : 2:01.276 DIFFERENCE : 0.131

LAP	SECTOR 1	SECTOR 2	LAP TIME	MPH	DIFF	TIME OF DAY
1 -		42.102	2:08.402	83.23	7.126	13:01:01.180
2 -	1:21.002	40.417	2:01.419 **(2)**	88.02	0.143	13:03:02.599
3 -	***1:20.923***	40.555	2:01.478	87.98	0.202	13:05:04.077
4 -	1:21.215	***40.222***	2:01.437 **(3)**	88.01	0.161	13:07:05.514
5 -	1:20.979	40.297	***2:01.276*** **(1)**	***88.13***		***13:09:06.790***

P6 69 E Tony RUSSO Suzuki GSXR 750

IDEAL LAP TIME : 2:00.772 BEST LAP TIME : 2:01.078 DIFFERENCE : 0.306

LAP	SECTOR 1	SECTOR 2	LAP TIME	MPH	DIFF	TIME OF DAY
1 -		40.889	2:08.573	83.12	7.495	13:01:01.351
2 -	1:21.730	40.610	2:02.340 **(3)**	87.36	1.262	13:03:03.691
3 -	1:21.754	40.785	2:02.539	87.22	1.461	13:05:06.230
4 -	1:21.018	***40.091***	2:01.109 **(2)**	88.25	0.031	13:07:07.339
5 -	***1:20.681***	40.397	***2:01.078*** **(1)**	***88.27***		***13:09:08.417***

Weather / Track : Bright / Dry

Snetterton 300: 2.9689 miles
Date: 27/06/2026 Start: 12:58 Finish: 13:08

BMCRC - MRO Championships - Rnd 5 @ Snetterton 300

Thunderbike Ultra & Extreme

RACE 5 - SECTOR ANALYSIS

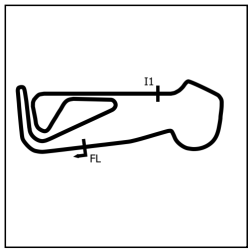

SECTOR 1 = FL to I1, SECTOR 2 = I1 to FL, DIFF = Difference To Personal Best Lap, P = Crossed Finish Line in Pit Lane, D = Time Disallowed

P7 117 U Raymond STAGG YAMAHA R1

IDEAL LAP TIME : 2:02.012 BEST LAP TIME : 2:02.087 DIFFERENCE : 0.075

LAP	SECTOR 1	SECTOR 2	LAP TIME	MPH	DIFF	TIME OF DAY
1 -		41.979	2:11.207	81.45	9.120	13:01:03.985
2 -	1:20.844	***41.243***	***2:02.087 (1)***	***87.54***		***13:03:06.072***
3 -	1:21.303	41.271	2:02.574 **(3)**	87.19	0.487	13:05:08.646
4 -	1:22.150	41.278	2:03.428	86.59	1.341	13:07:12.074
5 -	***1:20.769***	41.435	2:02.204 **(2)**	87.46	0.117	13:09:14.278

P8 77 E David MAY Suzuki GSXR 750 K1

IDEAL LAP TIME : 2:02.984 BEST LAP TIME : 2:02.984 DIFFERENCE : 0.000

LAP	SECTOR 1	SECTOR 2	LAP TIME	MPH	DIFF	TIME OF DAY
1 -		41.029	2:09.443	82.56	6.459	13:01:02.221
2 -	***1:21.969***	***41.015***	***2:02.984 (1)***	***86.90***		***13:03:05.205***
3 -	1:22.613	41.290	2:03.903 **(2)**	86.26	0.919	13:05:09.108
4 -	1:22.879	41.155	2:04.034	86.17	1.050	13:07:13.142
5 -	1:22.299	41.703	2:04.002 **(3)**	86.19	1.018	13:09:17.144

P9 82 E Matt HINNELLS Honda CBR 954RR FIREBLADE

IDEAL LAP TIME : 2:03.557 BEST LAP TIME : 2:03.557 DIFFERENCE : 0.000

LAP	SECTOR 1	SECTOR 2	LAP TIME	MPH	DIFF	TIME OF DAY
1 -		41.733	2:12.467	80.68	8.910	13:01:05.245
2 -	1:24.210	42.433	2:06.643	84.39	3.086	13:03:11.888
3 -	1:24.157	41.919	2:06.076 **(3)**	84.77	2.519	13:05:17.964
4 -	1:23.247	42.284	2:05.531 **(2)**	85.14	1.974	13:07:23.495
5 -	***1:22.406***	***41.151***	***2:03.557 (1)***	***86.50***		***13:09:27.052***

P10 48 E Shaun WALLIS Suzuki GSXR 750

IDEAL LAP TIME : 2:04.401 BEST LAP TIME : 2:04.401 DIFFERENCE : 0.000

LAP	SECTOR 1	SECTOR 2	LAP TIME	MPH	DIFF	TIME OF DAY
1 -		41.926	2:13.029	80.34	8.628	13:01:05.807
2 -	1:23.811	42.289	2:06.100 **(3)**	84.75	1.699	13:03:11.907
3 -	1:24.008	42.303	2:06.311	84.61	1.910	13:05:18.218
4 -	1:22.781	41.897	2:04.678 **(2)**	85.72	0.277	13:07:22.896
5 -	***1:22.772***	***41.629***	***2:04.401 (1)***	***85.91***		***13:09:27.297***

P11 373 U Robert EAGLING SUZUKI GSXR1000

IDEAL LAP TIME : 2:04.970 BEST LAP TIME : 2:05.009 DIFFERENCE : 0.039

LAP	SECTOR 1	SECTOR 2	LAP TIME	MPH	DIFF	TIME OF DAY
1 -		42.291	2:14.286	79.59	9.277	13:01:07.064
2 -	1:23.510	42.301	2:05.811 **(3)**	84.95	0.802	13:03:12.875
3 -	1:24.089	***41.806***	2:05.895	84.89	0.886	13:05:18.770
4 -	***1:23.164***	41.845	***2:05.009 (1)***	***85.49***		***13:07:23.779***
5 -	1:23.663	41.855	2:05.518 **(2)**	85.15	0.509	13:09:29.297

P12 41 E David ABRAHAM Yamaha R1

IDEAL LAP TIME : 2:05.515 BEST LAP TIME : 2:06.351 DIFFERENCE : 0.836

LAP	SECTOR 1	SECTOR 2	LAP TIME	MPH	DIFF	TIME OF DAY
1 -		***41.771***	2:13.142	80.27	6.791	13:01:05.920
2 -	1:24.291	42.149	2:06.440 **(2)**	84.53	0.089	13:03:12.360
3 -	1:24.512	42.476	2:06.988	84.16	0.637	13:05:19.348
4 -	1:24.784	42.030	2:06.814 **(3)**	84.28	0.463	13:07:26.162
5 -	***1:23.744***	42.607	***2:06.351 (1)***	***84.59***		***13:09:32.513***

BMCRC - MRO Championships - Rnd 5 @ Snetterton 300

Thunderbike Ultra & Extreme

RACE 5 - SECTOR ANALYSIS

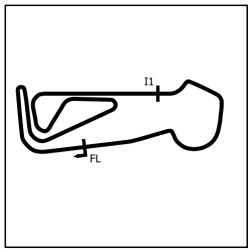

SECTOR 1 = FL to I1, SECTOR 2 = I1 to FL, DIFF = Difference To Personal Best Lap, P = Crossed Finish Line in Pit Lane, D = Time Disallowed

P13 12 E John HOULDEN Aprilia RSV MILLE R

IDEAL LAP TIME : 2:09.573 BEST LAP TIME : 2:09.844 DIFFERENCE : 0.271

LAP	SECTOR 1	SECTOR 2	LAP TIME		MPH	DIFF	TIME OF DAY
1 -		***43.005***	2:16.764		78.14	6.920	13:01:09.542
2 -	***1:26.568***	43.276	***2:09.844***	**(1)**	***82.31***		***13:03:19.386***
3 -	1:26.659	43.234	2:09.893	**(2)**	82.28	0.049	13:05:29.279
4 -	1:27.771	44.033	2:11.804		81.09	1.960	13:07:41.083
5 -	1:27.400	43.464	2:10.864	**(3)**	81.67	1.020	13:09:51.947

P14 888 U Paul FAGG Yamaha R1 4C8

IDEAL LAP TIME : 2:09.875 BEST LAP TIME : 2:10.116 DIFFERENCE : 0.241

LAP	SECTOR 1	SECTOR 2	LAP TIME		MPH	DIFF	TIME OF DAY
1 -		***43.173***	2:17.936		77.48	7.820	13:01:10.714
2 -	***1:26.702***	43.414	***2:10.116***	**(1)**	***82.14***		***13:03:20.830***
3 -	1:27.343	44.016	2:11.359	**(2)**	81.36	1.243	13:05:32.189
4 -	1:27.116	44.517	2:11.633	**(3)**	81.19	1.517	13:07:43.822
5 -	1:29.125	43.808	2:12.933		80.40	2.817	13:09:56.755

P15 333 E Andrew HOUGHTON Suzuki TL1000S

IDEAL LAP TIME : 2:10.571 BEST LAP TIME : 2:10.571 DIFFERENCE : 0.000

LAP	SECTOR 1	SECTOR 2	LAP TIME		MPH	DIFF	TIME OF DAY
1 -		44.012	2:20.363		76.14	9.792	13:01:13.141
2 -	1:27.690	43.655	2:11.345	**(3)**	81.37	0.774	13:03:24.486
3 -	1:27.587	43.686	2:11.273	**(2)**	81.41	0.702	13:05:35.759
4 -	***1:27.173***	***43.398***	***2:10.571***	**(1)**	***81.85***		***13:07:46.330***
5 -	1:27.650	44.114	2:11.764		81.11	1.193	13:09:58.094

P16 159 E Calvin GRIMES Suzuki GSXR750

IDEAL LAP TIME : 2:12.886 BEST LAP TIME : 2:12.886 DIFFERENCE : 0.000

LAP	SECTOR 1	SECTOR 2	LAP TIME		MPH	DIFF	TIME OF DAY
1 -		44.598	2:22.085		75.22	9.199	13:01:14.863
2 -	1:28.598	45.450	2:14.048	**(3)**	79.73	1.162	13:03:28.911
3 -	1:29.140	44.791	2:13.931	**(2)**	79.80	1.045	13:05:42.842
4 -	***1:28.313***	***44.573***	***2:12.886***	**(1)**	***80.43***		***13:07:55.728***
5 -	1:29.310	45.081	2:14.391		79.52	1.505	13:10:10.119

BMCRC - MRO Championships - Rnd 5 @ Snetterton 300

Thunderbike Ultra & Extreme

RACE 5 - BEST SECTORS

	SECTOR 1		SECTOR 2	
POS	NO	TIME	NO	TIME
1	**123**	**1:18.570**	**1**	**39.395**
2	**1**	**1:18.586**	**123**	**39.487**
3	**85**	**1:18.957**	**85**	**39.561**
4	**530**	**1:19.786**	**530**	**39.569**
5	**69**	**1:20.681**	**69**	**40.091**
6	**117**	**1:20.769**	**63**	**40.222**
7	**63**	**1:20.923**	**77**	**41.015**
8	**77**	**1:21.969**	**82**	**41.151**
9	**82**	**1:22.406**	**117**	**41.243**
10	**48**	**1:22.772**	**48**	**41.629**
11	**373**	**1:23.164**	**41**	**41.771**
12	**41**	**1:23.744**	**373**	**41.806**
13	**12**	**1:26.568**	**12**	**43.005**
14	**888**	**1:26.702**	**888**	**43.173**
15	**333**	**1:27.173**	**333**	**43.398**
16	**159**	**1:28.313**	**159**	**44.573**

IDEAL / BEST COMPARISON					
POS	NO	NAME	IDEAL	BEST	DIFF
		PERFECT LAP	**1:57.965**		
1	**1**	DONOVAN	1:57.981	1:57.981	**0.000**
2	**123**	ROSE	1:58.057	1:58.057	**0.000**
3	**85**	WOOD	1:58.518	1:58.763	**0.245**
4	**530**	CREASEY	1:59.355	1:59.672	**0.317**
5	**69**	RUSSO	2:00.772	2:01.078	**0.306**
6	**63**	WREN	2:01.145	2:01.276	**0.131**
7	**117**	STAGG	2:02.012	2:02.087	**0.075**
8	**77**	MAY	2:02.984	2:02.984	**0.000**
9	**82**	HINNELLS	2:03.557	2:03.557	**0.000**
10	**48**	WALLIS	2:04.401	2:04.401	**0.000**
11	**373**	EAGLING	2:04.970	2:05.009	**0.039**
12	**41**	ABRAHAM	2:05.515	2:06.351	**0.836**
13	**12**	HOULDEN	2:09.573	2:09.844	**0.271**
14	**888**	FAGG	2:09.875	2:10.116	**0.241**
15	**333**	HOUGHTON	2:10.571	2:10.571	**0.000**
16	**159**	GRIMES	2:12.886	2:12.886	**0.000**

Weather / Track : Bright / Dry

Snetterton 300: 2.9689 miles
Date: 27/06/2026 Start: 12:58 Finish: 13:08

Results can be found at www.tsl-timing.com

Printed - 13:11 Saturday, 27 June 2026

BMCRC - MRO Championships - Rnd 5 @ Snetterton 300

Thunderbike Ultra & Extreme

RACE 5 - STATISTICS

Competitors Started	16
Planned Start	2026-06-27 @ 13:00:00.000
Actual Start	2026-06-27 @ 12:58:52.778
Finish Time	2026-06-27 @ 13:08:53.267
Track Length	2.9689mi.
Total Laps	80
Total Distance Covered	237.5129mi.

Session Fastest Lap History

NO	CL	NAME	LAP TIME	TIME OF DAY	LAP	VEHICLE
85	U	**Clinton WOOD**	**1:58.763**	13:02:56.465	2	Suzuki GSXR1000
1	U	**Tyler DONOVAN**	**1:57.981**	13:04:58.309	3	Kawasaki ZX10R

Session Leader History

NO	CL	NAME	FROM LAP	LAPS LED	DISTANCE	VEHICLE
85	U	**Clinton WOOD**	1	5	14.84 miles	Suzuki GSXR1000

Flag History

TYPE	TIME OF DAY
GREEN	12:58:52.778
FINISH	13:08:53.267

Flag Statistics

TYPE	COUNT	TOTAL LAPS	TOTAL TIME
Green	1	5	11:36.386
Red	0	0	0.000
Safety Car	0	0	0.000
FCY	0	0	0.000

BMCRC - MRO Championships - Rnd 5 @ Snetterton 300

Thunderbike Ultra & Extreme

RACE 5 - STATISTICS

CLASS : E

8 Starters

Fastest Lap History

NO	NAME	LAP TIME	TIME OF DAY	LAP	VEHICLE
69	**Tony RUSSO**	**2:02.340**	13:03:03.691	2	Suzuki GSXR 750
69	**Tony RUSSO**	**2:01.109**	13:07:07.339	4	Suzuki GSXR 750
69	**Tony RUSSO**	**2:01.078**	13:09:08.417	5	Suzuki GSXR 750

Leader History

NO	NAME	FROM LAP	LAPS LED	DISTANCE	VEHICLE
69	**Tony RUSSO**	1	5	14.84 miles	Suzuki GSXR 750

Weather / Track : Bright / Dry

Snetterton 300: 2.9689 miles
Date: 27/06/2026 Start: 12:58 Finish: 13:08

BMCRC - MRO Championships - Rnd 5 @ Snetterton 300

Thunderbike Ultra & Extreme

RACE 5 - STATISTICS

CLASS : U

8 Starters

Fastest Lap History

NO	NAME	LAP TIME	TIME OF DAY	LAP	VEHICLE
85	**Clinton WOOD**	**1:58.763**	13:02:56.465	2	Suzuki GSXR1000
1	**Tyler DONOVAN**	**1:57.981**	13:04:58.309	3	Kawasaki ZX10R

Leader History

NO	NAME	FROM LAP	LAPS LED	DISTANCE	VEHICLE
85	**Clinton WOOD**	1	5	14.84 miles	Suzuki GSXR1000

BMCRC - MRO Championships - Rnd 5 @ Snetterton 300

Thunderbike Ultra & Extreme

RACE 14 - GRID (5 Laps)

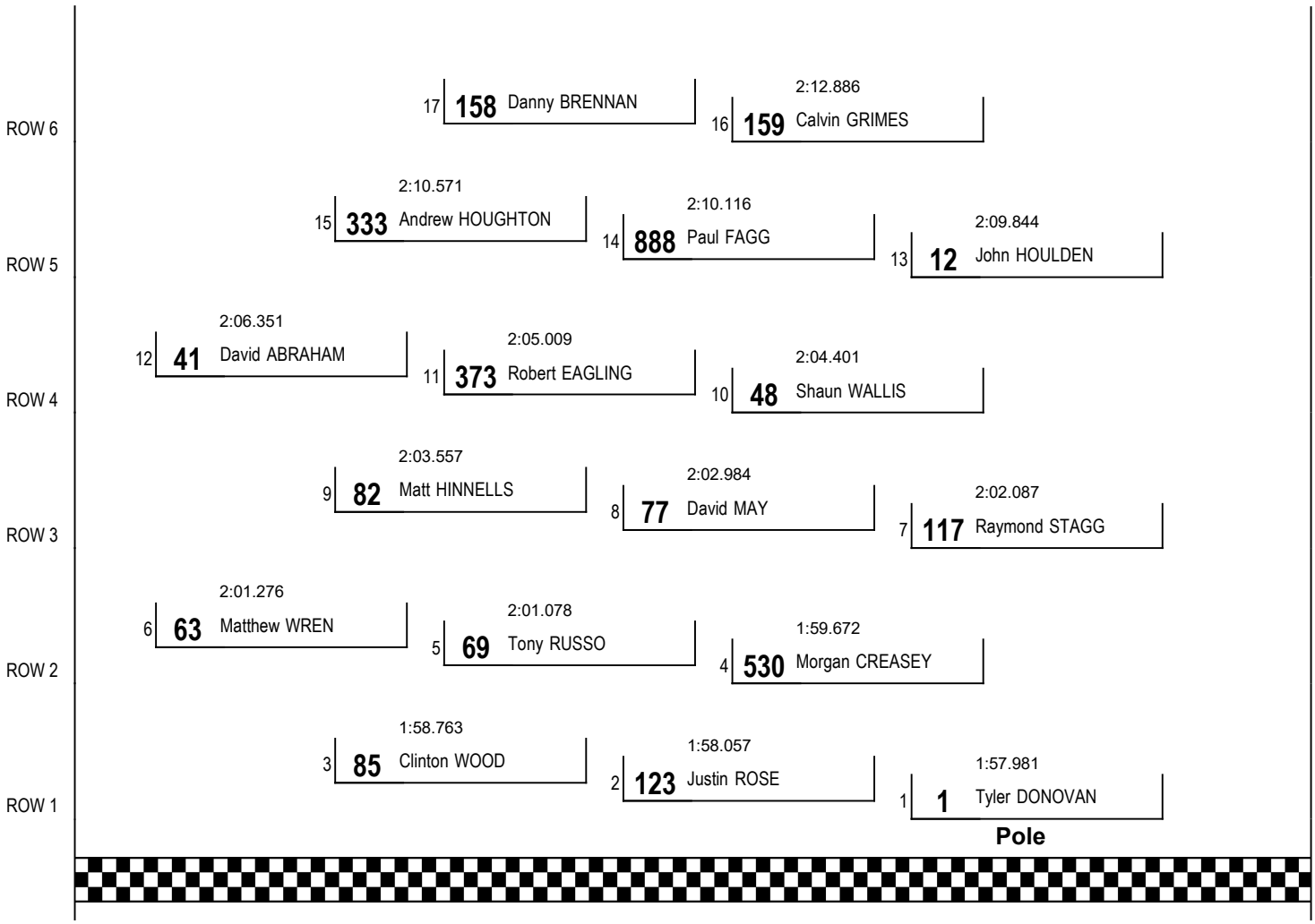

These results are provisional until the conclusion of any judicial and technical matters.

Snetterton 300: 2.9689 miles

Clerk Of Course: Caroline Patterson / Tony MacBride	Timekeeper: Richard Evans	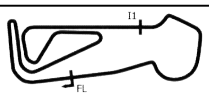

Results can be found at www.tsl-timing.com

Printed - 13:12 Saturday, 27 June 2026

BMCRC - MRO Championships - Rnd 5 @ Snetterton 300

Thunderbike Ultra & Extreme

RACE 14 - CLASSIFICATION

Race Distance: 4 Laps / 11.87 miles

POS	NO	CL	PIC	NAME	ENTRY	LAPS	TIME	GAP	DIFF	MPH	BEST	ON	GRD	↑↓
1	**85**	U	*1*	**Clinton WOOD**	Suzuki GSXR1000	**4**	8:04.903			88.16	**1:59.303**	3	3	2
2	**530**	U	*2*	**Morgan CREASEY**	Suzuki GSXR 750	**4**	8:05.574	**0.671**	0.671	88.04	**1:59.722**	3	4	2
3	**63**	U	*3*	**Matthew WREN**	Suzuki GSXR	**4**	8:11.789	**6.886**	6.215	86.93	**2:01.275**	3	6	3
4	**69**	E	*1*	**Tony RUSSO**	Suzuki GSXR 750	**4**	8:14.050	**9.147**	2.261	86.53	**2:00.845**	4	5	1
5	**77**	E	*2*	**David MAY**	Suzuki GSXR 750 K1	**4**	8:14.433	**9.530**	0.383	86.46	**2:00.757**	4	8	3
6	**82**	E	*3*	**Matt HINNELLS**	Honda CBR 954RR FIREBLADE	**4**	8:23.658	**18.755**	9.225	84.88	**2:03.928**	3	9	3
7	**48**	E	*4*	**Shaun WALLIS**	Suzuki GSXR 750	**4**	8:29.694	**24.791**	6.036	83.87	**2:04.657**	2	10	3
8	**373**	U	*4*	**Robert EAGLING**	SUZUKI GSXR1000	**4**	8:33.454	**28.551**	3.760	83.26	**2:05.069**	3	11	3
9	**12**	E	*5*	**John HOULDEN**	Aprilia RSV MILLE R	**4**	8:44.634	**39.731**	11.180	81.48	**2:07.979**	2	13	4
10	**888**	U	*5*	**Paul FAGG**	Yamaha R1 4C8	**4**	8:53.376	**48.473**	8.742	80.15	**2:11.453**	2	14	4
11	**159**	E	*6*	**Calvin GRIMES**	Suzuki GSXR750	**4**	9:02.585	**57.682**	9.209	78.79	**2:12.733**	2	16	5
					NOT CLASSIFIED									
DNF	**41**	E		**David ABRAHAM**	Yamaha R1	**3**	6:29.752	**1 Lap**	1 Lap	82.26	**2:06.592**	2	12	
DNF	**117**	U		**Raymond STAGG**	YAMAHA R1	**0**							7	

FASTEST LAP

85	U	**Clinton WOOD**	Suzuki GSXR1000	**3**	1:59.303	89.58 mph	144.17 kph
77	E	**David MAY**	Suzuki GSXR 750 K1	**4**	2:00.757	88.50 mph	142.44 kph

Class U - 92.5% of Race Speed = 81.54 mph
Class E - 92.5% of Race Speed = 80.04 mph

Weather / Track : Cloudy / Dry
These results are provisional until the conclusion of any judicial and technical matters.

Date: 27/06/2026 Start: 16:42 Finish: 16:50
Snetterton 300: 2.9689 miles

Clerk Of Course: Caroline Patterson / Tony MacBride	Timekeeper: Richard Evans	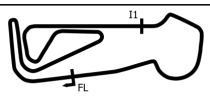

Results can be found at www.tsl-timing.com

Printed - 16:56 Saturday, 27 June 2026

BMCRC - MRO Championships - Rnd 5 @ Snetterton 300

Thunderbike Ultra & Extreme

RACE 14 - LAP CHART

LAP 1 **@ 16:44:37.026**

NO	BEHIND	LAP TIME
85		2:05.558
530	0.229	2:05.787
63	1.964	2:07.522
69	3.939	2:09.497
77	3.946	2:09.504
82	5.601	2:11.159
48	6.571	2:12.129
41	10.371	2:15.929
373	10.511	2:16.069
12	11.755	2:17.313
888	12.238	2:17.796
159	15.041	2:20.599

LAP 2 **@ 16:46:37.279**

NO	BEHIND	LAP TIME
85		2:00.253
530	0.269	2:00.293
63	3.158	2:01.447
77	6.106	2:02.413
69	6.184	2:02.498
82	9.447	2:04.099
48	10.975	2:04.657
41	16.710	2:06.592
373	17.141	2:06.883
12	19.481	2:07.979
888	23.438	2:11.453
159	27.521	2:12.733

LAP 3 **@ 16:48:36.582**

NO	BEHIND	LAP TIME
85		1:59.303
530	0.688	1:59.722
63	5.130	2:01.275
69	8.091	2:01.210
77	8.562	2:01.759
82	14.072	2:03.928
48	17.398	2:05.726
373	22.907	2:05.069
41	24.638	2:07.231
12	28.926	2:08.748
888	35.808	2:11.673
159	41.327	2:13.109

LAP 4 **@ 16:50:36.371**

NO	BEHIND	LAP TIME
85		1:59.789
530	0.671	1:59.772
63	6.886	2:01.545
69	9.147	2:00.845
77	9.530	2:00.757
82	18.755	2:04.472
48	24.791	2:07.182
373	28.551	2:05.433
12	39.731	2:10.594
888	48.473	2:12.454
159	57.682	2:16.144

BMCRC - MRO Championships - Rnd 5 @ Snetterton 300

Thunderbike Ultra & Extreme

RACE 14 - POSITION CHART

No	Name	Lap Pos	1	2	3	4
85	WOOD	1	85	85	85	85
530	CREASEY	2	530	530	530	530
69	RUSSO	3	63	63	63	63
63	WREN	4	69	77	69	69
117	STAGG	5	77	69	77	77
77	MAY	6	82	82	82	82
82	HINNELLS	7	48	48	48	48
48	WALLIS	8	41	41	373	373
373	EAGLING	9	373	373	41	12
41	ABRAHAM	10	12	12	12	888
12	HOULDEN	11	888	888	888	159
888	FAGG	12	159	159	159	
159	GRIMES	13				

Weather / Track : Cloudy / Dry

Snetterton 300: 2.9689 miles
Date: 27/06/2026 Start: 16:42 Finish: 16:50

Results can be found at www.tsl-timing.com

Printed - 16:56 Saturday, 27 June 2026

BMCRC - MRO Championships - Rnd 5 @ Snetterton 300

Thunderbike Ultra & Extreme

RACE 14 - SECTOR ANALYSIS

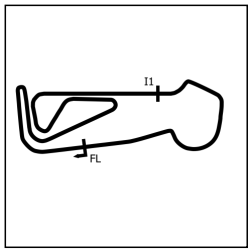

SECTOR 1 = FL to I1, SECTOR 2 = I1 to FL, DIFF = Difference To Personal Best Lap, P = Crossed Finish Line in Pit Lane, D = Time Disallowed

P1 85 U Clinton WOOD Suzuki GSXR1000

IDEAL LAP TIME : 1:59.107 BEST LAP TIME : 1:59.303 DIFFERENCE : 0.196

LAP	SECTOR 1	SECTOR 2	LAP TIME		MPH	DIFF	TIME OF DAY
1 -		40.186	2:05.558		85.12	6.255	16:44:37.026
2 -	1:20.161	40.092	2:00.253	(3)	88.87	0.950	16:46:37.279
3 -	***1:19.175***	40.128	***1:59.303***	**(1)**	***89.58***		***16:48:36.582***
4 -	1:19.857	***39.932***	1:59.789	(2)	89.22	0.486	16:50:36.371

P2 530 U Morgan CREASEY Suzuki GSXR 750

IDEAL LAP TIME : 1:59.162 BEST LAP TIME : 1:59.722 DIFFERENCE : 0.560

LAP	SECTOR 1	SECTOR 2	LAP TIME		MPH	DIFF	TIME OF DAY
1 -		39.909	2:05.787		84.96	6.065	16:44:37.255
2 -	1:20.523	***39.770***	2:00.293	(3)	88.85	0.571	16:46:37.548
3 -	***1:19.392***	40.330	***1:59.722***	**(1)**	***89.27***		***16:48:37.270***
4 -	1:19.883	39.889	1:59.772	(2)	89.23	0.050	16:50:37.042

P3 63 U Matthew WREN Suzuki GSXR

IDEAL LAP TIME : 2:01.105 BEST LAP TIME : 2:01.275 DIFFERENCE : 0.170

LAP	SECTOR 1	SECTOR 2	LAP TIME		MPH	DIFF	TIME OF DAY
1 -		40.951	2:07.522		83.81	6.247	16:44:38.990
2 -	***1:20.452***	40.995	2:01.447	(2)	88.00	0.172	16:46:40.437
3 -	1:20.622	***40.653***	***2:01.275***	**(1)**	***88.13***		***16:48:41.712***
4 -	1:20.876	40.669	2:01.545	(3)	87.93	0.270	16:50:43.257

P4 69 E Tony RUSSO Suzuki GSXR 750

IDEAL LAP TIME : 2:00.763 BEST LAP TIME : 2:00.845 DIFFERENCE : 0.082

LAP	SECTOR 1	SECTOR 2	LAP TIME		MPH	DIFF	TIME OF DAY
1 -		40.745	2:09.497		82.53	8.652	16:44:40.965
2 -	1:21.296	41.202	2:02.498	(3)	87.25	1.653	16:46:43.463
3 -	***1:20.627***	40.583	2:01.210	(2)	88.17	0.365	16:48:44.673
4 -	1:20.709	***40.136***	***2:00.845***	**(1)**	***88.44***		***16:50:45.518***

P5 77 E David MAY Suzuki GSXR 750 K1

IDEAL LAP TIME : 2:00.757 BEST LAP TIME : 2:00.757 DIFFERENCE : 0.000

LAP	SECTOR 1	SECTOR 2	LAP TIME		MPH	DIFF	TIME OF DAY
1 -		41.385	2:09.504		82.53	8.747	16:44:40.972
2 -	1:21.901	40.512	2:02.413	(3)	87.31	1.656	16:46:43.385
3 -	1:21.328	40.431	2:01.759	(2)	87.78	1.002	16:48:45.144
4 -	***1:20.835***	***39.922***	***2:00.757***	**(1)**	***88.50***		***16:50:45.901***

P6 82 E Matt HINNELLS Honda CBR 954RR FIREBLADE

IDEAL LAP TIME : 2:03.670 BEST LAP TIME : 2:03.928 DIFFERENCE : 0.258

LAP	SECTOR 1	SECTOR 2	LAP TIME		MPH	DIFF	TIME OF DAY
1 -		41.628	2:11.159		81.48	7.231	16:44:42.627
2 -	1:22.883	***41.216***	2:04.099	(2)	86.12	0.171	16:46:46.726
3 -	***1:22.454***	41.474	***2:03.928***	**(1)**	***86.24***		***16:48:50.654***
4 -	1:22.923	41.549	2:04.472	(3)	85.86	0.544	16:50:55.126

P7 48 E Shaun WALLIS Suzuki GSXR 750

IDEAL LAP TIME : 2:04.657 BEST LAP TIME : 2:04.657 DIFFERENCE : 0.000

LAP	SECTOR 1	SECTOR 2	LAP TIME		MPH	DIFF	TIME OF DAY
1 -		41.914	2:12.129		80.89	7.472	16:44:43.597
2 -	***1:22.758***	***41.899***	***2:04.657***	**(1)**	***85.73***		***16:46:48.254***
3 -	1:23.483	42.243	2:05.726	(2)	85.01	1.069	16:48:53.980
4 -	1:24.250	42.932	2:07.182	(3)	84.03	2.525	16:51:01.162

Weather / Track : Cloudy / Dry

Snetterton 300: 2.9689 miles
Date: 27/06/2026 Start: 16:42 Finish: 16:50

BMCRC - MRO Championships - Rnd 5 @ Snetterton 300

Thunderbike Ultra & Extreme

RACE 14 - SECTOR ANALYSIS

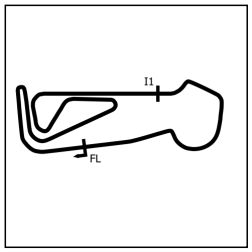

SECTOR 1 = FL to I1, SECTOR 2 = I1 to FL, DIFF = Difference To Personal Best Lap, P = Crossed Finish Line in Pit Lane, D = Time Disallowed

P8 373 U Robert EAGLING SUZUKI GSXR1000

IDEAL LAP TIME : 2:05.013 BEST LAP TIME : 2:05.069 DIFFERENCE : 0.056

LAP	SECTOR 1	SECTOR 2	LAP TIME		MPH	DIFF	TIME OF DAY
1 -		43.824	2:16.069		78.54	11.000	16:44:47.537
2 -	1:24.410	42.473	2:06.883	(3)	84.23	1.814	16:46:54.420
3 -	1:23.317	***41.752***	***2:05.069***	**(1)**	***85.45***		***16:48:59.489***
4 -	***1:23.261***	42.172	2:05.433	**(2)**	85.20	0.364	16:51:04.922

P9 12 E John HOULDEN Aprilia RSV MILLE R

IDEAL LAP TIME : 2:07.979 BEST LAP TIME : 2:07.979 DIFFERENCE : 0.000

LAP	SECTOR 1	SECTOR 2	LAP TIME		MPH	DIFF	TIME OF DAY
1 -		43.342	2:17.313		77.83	9.334	16:44:48.781
2 -	***1:25.219***	***42.760***	***2:07.979***	**(1)**	***83.51***		***16:46:56.760***
3 -	1:25.897	42.851	2:08.748	**(2)**	83.01	0.769	16:49:05.508
4 -	1:26.742	43.852	2:10.594	**(3)**	81.84	2.615	16:51:16.102

P10 888 U Paul FAGG Yamaha R1 4C8

IDEAL LAP TIME : 2:10.682 BEST LAP TIME : 2:11.453 DIFFERENCE : 0.771

LAP	SECTOR 1	SECTOR 2	LAP TIME		MPH	DIFF	TIME OF DAY
1 -		***43.240***	2:17.796		77.56	6.343	16:44:49.264
2 -	1:27.796	43.657	***2:11.453***	**(1)**	***81.30***		***16:47:00.717***
3 -	***1:27.442***	44.231	2:11.673	**(2)**	81.17	0.220	16:49:12.390
4 -	1:27.889	44.565	2:12.454	**(3)**	80.69	1.001	16:51:24.844

P11 159 E Calvin GRIMES Suzuki GSXR750

IDEAL LAP TIME : 2:12.733 BEST LAP TIME : 2:12.733 DIFFERENCE : 0.000

LAP	SECTOR 1	SECTOR 2	LAP TIME		MPH	DIFF	TIME OF DAY
1 -		44.514	2:20.599		76.01	7.866	16:44:52.067
2 -	***1:28.238***	***44.495***	***2:12.733***	**(1)**	***80.52***		***16:47:04.800***
3 -	1:28.365	44.744	2:13.109	**(2)**	80.29	0.376	16:49:17.909
4 -	1:29.478	46.666	2:16.144	**(3)**	78.50	3.411	16:51:34.053

P12 41 E David ABRAHAM Yamaha R1

IDEAL LAP TIME : 2:06.592 BEST LAP TIME : 2:06.592 DIFFERENCE : 0.000

LAP	SECTOR 1	SECTOR 2	LAP TIME		MPH	DIFF	TIME OF DAY
1 -		44.004	2:15.929		78.62	9.337	16:44:47.397
2 -	***1:24.292***	***42.300***	***2:06.592***	**(1)**	***84.42***		***16:46:53.989***
3 -	1:24.591	42.640	2:07.231	**(2)**	84.00	0.639	16:49:01.220
4 -	2:43.855						

P13 117 U Raymond STAGG YAMAHA R1

IDEAL LAP TIME : BEST LAP TIME : DIFFERENCE :

LAP	SECTOR 1	SECTOR 2	LAP TIME	MPH	DIFF	TIME OF DAY
1 -						

BMCRC - MRO Championships - Rnd 5 @ Snetterton 300

Thunderbike Ultra & Extreme

RACE 14 - BEST SECTORS

	SECTOR 1		SECTOR 2	
POS	NO	TIME	NO	TIME
1	**85**	**1:19.175**	**530**	**39.770**
2	**530**	**1:19.392**	**77**	**39.922**
3	**63**	**1:20.452**	**85**	**39.932**
4	**69**	**1:20.627**	**69**	**40.136**
5	**77**	**1:20.835**	**63**	**40.653**
6	**82**	**1:22.454**	**82**	**41.216**
7	**48**	**1:22.758**	**373**	**41.752**
8	**373**	**1:23.261**	**48**	**41.899**
9	**41**	**1:24.292**	**41**	**42.300**
10	**12**	**1:25.219**	**12**	**42.760**
11	**888**	**1:27.442**	**888**	**43.240**
12	**159**	**1:28.238**	**159**	**44.495**
13				

IDEAL / BEST COMPARISON

				IDEAL	BEST	DIFF
			PERFECT LAP	**1:58.945**		
1	**85**	WOOD		1:59.107	1:59.303	**0.196**
2	**530**	CREASEY		1:59.162	1:59.722	**0.560**
3	**77**	MAY		2:00.757	2:00.757	**0.000**
4	**69**	RUSSO		2:00.763	2:00.845	**0.082**
5	**63**	WREN		2:01.105	2:01.275	**0.170**
6	**82**	HINNELLS		2:03.670	2:03.928	**0.258**
7	**48**	WALLIS		2:04.657	2:04.657	**0.000**
8	**373**	EAGLING		2:05.013	2:05.069	**0.056**
9	**41**	ABRAHAM		2:06.592	2:06.592	**0.000**
10	**12**	HOULDEN		2:07.979	2:07.979	**0.000**
11	**888**	FAGG		2:10.682	2:11.453	**0.771**
12	**159**	GRIMES		2:12.733	2:12.733	**0.000**

Weather / Track : Cloudy / Dry

Snetterton 300: 2.9689 miles
Date: 27/06/2026 Start: 16:42 Finish: 16:50

Results can be found at www.tsl-timing.com

Printed - 16:56 Saturday, 27 June 2026

BMCRC - MRO Championships - Rnd 5 @ Snetterton 300

Thunderbike Ultra & Extreme

RACE 14 - STATISTICS

Competitors Started	13
Planned Start	2026-06-27 @ 16:41:00.000
Actual Start	2026-06-27 @ 16:42:31.467
Finish Time	2026-06-27 @ 16:50:30.995
Track Length	2.9689mi.
Total Laps	47
Total Distance Covered	139.5388mi.

Session Fastest Lap History

NO	CL	NAME	LAP TIME	TIME OF DAY	LAP	VEHICLE
85	U	**Clinton WOOD**	**2:00.253**	16:46:37.279	2	Suzuki GSXR1000
85	U	**Clinton WOOD**	**1:59.303**	16:48:36.582	3	Suzuki GSXR1000

Session Leader History

NO	CL	NAME	FROM LAP	LAPS LED	DISTANCE	VEHICLE
85	U	**Clinton WOOD**	1	4	11.87 miles	Suzuki GSXR1000

Flag History

TYPE	TIME OF DAY
GREEN	16:42:31.467
FINISH	16:50:30.995

Flag Statistics

TYPE	COUNT	TOTAL LAPS	TOTAL TIME
Green	1	4	9:21.771
Red	0	0	0.000
Safety Car	0	0	0.000
FCY	0	0	0.000

Weather / Track : Cloudy / Dry

Snetterton 300: 2.9689 miles
Date: 27/06/2026 Start: 16:42 Finish: 16:50

BMCRC - MRO Championships - Rnd 5 @ Snetterton 300

Thunderbike Ultra & Extreme

RACE 14 - STATISTICS

CLASS : E

7 Starters

Fastest Lap History

NO	NAME	LAP TIME	TIME OF DAY	LAP	VEHICLE
77	**David MAY**	**2:02.413**	16:46:43.385	2	Suzuki GSXR 750 K1
69	**Tony RUSSO**	**2:01.210**	16:48:44.673	3	Suzuki GSXR 750
69	**Tony RUSSO**	**2:00.845**	16:50:45.518	4	Suzuki GSXR 750
77	**David MAY**	**2:00.757**	16:50:45.901	4	Suzuki GSXR 750 K1

Leader History

NO	NAME	FROM LAP	LAPS LED	DISTANCE	VEHICLE
69	**Tony RUSSO**	1	1	2.96 miles	Suzuki GSXR 750
77	**David MAY**	2	1	2.96 miles	Suzuki GSXR 750 K1
69	**Tony RUSSO**	3	2	5.93 miles	Suzuki GSXR 750

BMCRC - MRO Championships - Rnd 5 @ Snetterton 300

Thunderbike Ultra & Extreme

RACE 14 - STATISTICS

CLASS : U

6 Starters

Fastest Lap History

NO	NAME	LAP TIME	TIME OF DAY	LAP	VEHICLE
85	**Clinton WOOD**	**2:00.253**	16:46:37.279	2	Suzuki GSXR1000
85	**Clinton WOOD**	**1:59.303**	16:48:36.582	3	Suzuki GSXR1000

Leader History

NO	NAME	FROM LAP	LAPS LED	DISTANCE	VEHICLE
85	**Clinton WOOD**	1	4	11.87 miles	Suzuki GSXR1000

BMCRC - MRO Championships - Rnd 5 @ Snetterton 300

Thunderbike Ultra & Extreme

RACE 5 - GRID (7 Laps)

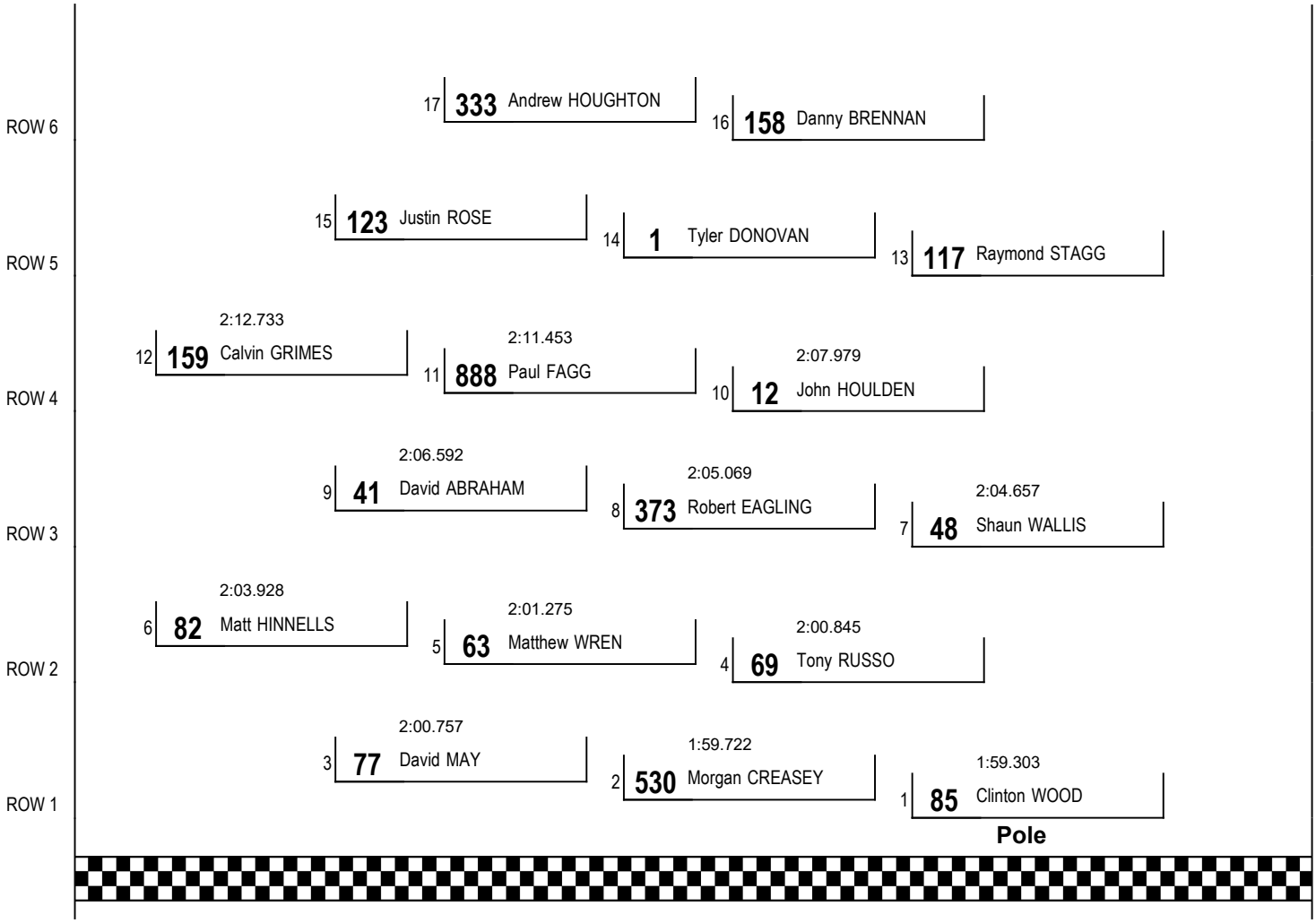

These results are provisional until the conclusion of any judicial and technical matters.

Snetterton 300: 2.9689 miles

Clerk Of Course: Caroline Patterson / Tony MacBride	Timekeeper: Richard Evans	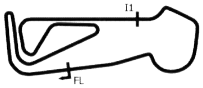

Results can be found at www.tsl-timing.com

Printed - 16:57 Saturday, 27 June 2026

BMCRC - MRO Championships - Rnd 5 @ Snetterton 300

Thunderbike Ultra & Extreme

RACE 5 - CLASSIFICATION

Race Distance: 7 Laps / 20.78 miles

POS	NO	CL	PIC	NAME	ENTRY	LAPS	TIME	GAP	DIFF	MPH	BEST	ON	GRD	↑↓
1	**530**	U	1	**Morgan CREASEY**	Suzuki GSXR 750	**7**	14:08.554			88.16	**2:00.029**	4	2	1
2	**1**	U	2	**Tyler DONOVAN**	Kawasaki ZX10R	**7**	14:13.475	**4.921**	4.921	87.66	**1:59.593**	6	14	12
3	**85**	U	3	**Clinton WOOD**	Suzuki GSXR1000	**7**	14:15.800	**7.246**	2.325	87.42	**2:00.370**	7	1	-2
4	**63***	U	4	**Matthew WREN**	Suzuki GSXR	**7**	14:17.767	**9.213**	1.967	87.22	**2:00.187**	6	5	1
5	**69**	E	1	**Tony RUSSO**	Suzuki GSXR 750	**7**	14:19.613	**11.059**	1.846	87.03	**2:01.225**	4	4	-1
6	**77**	E	2	**David MAY**	Suzuki GSXR 750 K1	**7**	14:26.603	**18.049**	6.990	86.33	**2:02.144**	5	3	-3
7	**82**	E	3	**Matt HINNELLS**	Honda CBR 954RR FIREBLADE	**7**	14:37.904	**29.350**	11.301	85.22	**2:03.351**	7	6	-1
8	**48**	E	4	**Shaun WALLIS**	Suzuki GSXR 750	**7**	14:38.796	**30.242**	0.892	85.13	**2:03.946**	6	7	-1
9	**373**	U	5	**Robert EAGLING**	SUZUKI GSXR1000	**7**	14:53.419	**44.865**	14.623	83.74	**2:06.386**	6	8	-1
10	**41**	E	5	**David ABRAHAM**	Yamaha R1	**7**	14:55.563	**47.009**	2.144	83.54	**2:06.504**	5	9	-1
11	**12**	E	6	**John HOULDEN**	Aprilia RSV MILLE R	**7**	15:19.597	**1:11.043**	24.034	81.35	**2:08.330**	2	10	-1
12	**333**	E	7	**Andrew HOUGHTON**	Suzuki TL1000S	**7**	15:28.999	**1:20.445**	9.402	80.53	**2:10.286**	4	17	5
13	**888**	U	6	**Paul FAGG**	Yamaha R1 4C8	**7**	15:30.900	**1:22.346**	1.901	80.37	**2:10.935**	4	11	-2
					NOT CLASSIFIED									
DNF	**159**	E		**Calvin GRIMES**	Suzuki GSXR750	**5**	11:21.010	**2 Laps**	2 Laps	78.47	**2:11.823**	3	12	
DNF	**117**	U		**Raymond STAGG**	YAMAHA R1	**0**							13	

FASTEST LAP

1	U	**Tyler DONOVAN**	Kawasaki ZX10R	**6**	1:59.593	89.37 mph	143.82 kph
69	E	**Tony RUSSO**	Suzuki GSXR 750	**4**	2:01.225	88.16 mph	141.89 kph

No. 63 - Please fit a working transponder
Class U - 92.5% of Race Speed = 81.54 mph
Class E - 92.5% of Race Speed = 80.50 mph

Weather / Track : Sunny / Dry
These results are provisional until the conclusion of any judicial and technical matters.

Date: 28/06/2026 Start: 11:07 Finish: 11:21
Snetterton 300: 2.9689 miles

Clerk Of Course: Caroline Patterson / Tony MacBride	Timekeeper: Richard Evans	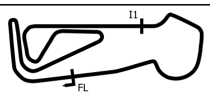

Results can be found at www.tsl-timing.com

Printed - 11:26 Sunday, 28 June 2026

TSL SPORTS TIMING
TIMING SOLUTIONS LTD

BMCRC - MRO Championships - Rnd 5 @ Snetterton 300

Thunderbike Ultra & Extreme

RACE 5 - LAP CHART

LAP 1 @ 11:09:19.616

NO	BEHIND	LAP TIME
530		2:05.999
85	1.806	2:07.805
69	2.356	2:08.355
77	3.197	2:09.196
63	3.679	2:09.678
1	4.565	2:10.564
82	6.234	2:12.233
48	6.901	2:12.900
373	7.647	2:13.646
41	9.126	2:15.125
12	9.893	2:15.892
888	13.785	2:19.784
159	13.900	2:19.899
333	14.486	2:20.485

LAP 2 @ 11:11:20.264

NO	BEHIND	LAP TIME
530		2:00.648
85	3.723	2:02.565
69	3.859	2:02.151
77	5.288	2:02.739
1	5.327	2:01.410
63	5.938	2:02.907
82	10.601	2:05.015
48	11.126	2:04.873
373	13.613	2:06.614
41	15.467	2:06.989
12	17.575	2:08.330
888	25.010	2:11.873
333	25.933	2:12.095
159	26.790	2:13.538

LAP 3 @ 11:13:20.360

NO	BEHIND	LAP TIME
530		2:00.096
85	4.960	2:01.333
69	5.478	2:01.715
1	6.543	2:01.312
63	7.264	2:01.422
77	8.271	2:03.079
82	15.055	2:04.550
48	15.654	2:04.624
373	20.203	2:06.686
41	22.370	2:06.999
12	26.491	2:09.012
333	36.548	2:10.711
888	37.322	2:12.408
159	38.517	2:11.823

LAP 4 @ 11:15:20.389

NO	BEHIND	LAP TIME
530		2:00.029
85	5.840	2:00.909
1	6.502	1:59.988
69	6.674	2:01.225
63	8.202	2:00.967
77	10.439	2:02.197
82	19.104	2:04.078
48	19.679	2:04.054
373	26.562	2:06.388
41	28.989	2:06.648
12	35.308	2:08.846
333	46.805	2:10.286
888	48.228	2:10.935
159	55.375	2:16.887

LAP 5 @ 11:17:21.173

NO	BEHIND	LAP TIME
530		2:00.784
85	6.379	2:01.323
1	6.410	2:00.692
69	7.463	2:01.573
63	8.002	2:00.584
77	11.799	2:02.144
82	22.782	2:04.462
48	23.259	2:04.364
373	32.358	2:06.580
41	34.709	2:06.504
12	50.936	2:16.412
333	58.084	2:12.063
888	59.919	2:12.475
159	1:13.454	2:18.863

LAP 6 @ 11:19:21.578

NO	BEHIND	LAP TIME
530		2:00.405
1	5.598	1:59.593
85	7.469	2:01.495
63	7.784	2:00.187
69	8.753	2:01.695
77	14.306	2:02.912
82	26.592	2:04.215
48	26.800	2:03.946
373	38.339	2:06.386
41	41.014	2:06.710
12	1:02.404	2:11.873
333	1:09.190	2:11.511
888	1:11.960	2:12.446

LAP 7 @ 11:21:22.171

NO	BEHIND	LAP TIME
530		2:00.593
1	4.921	1:59.916
85	7.246	2:00.370
63	9.213	2:02.022
69	11.059	2:02.899
77	18.049	2:04.336
82	29.350	2:03.351
48	30.242	2:04.035
373	44.865	2:07.119
41	47.009	2:06.588
12	1:11.043	2:09.232
333	1:20.445	2:11.848
888	1:22.346	2:10.979

Weather / Track : Sunny / Dry

Snetterton 300: 2.9689 miles
Date: 28/06/2026 Start: 11:07 Finish: 11:21

Results can be found at www.tsl-timing.com

Printed - 11:26 Sunday, 28 June 2026

BMCRC - MRO Championships - Rnd 5 @ Snetterton 300

Thunderbike Ultra & Extreme

RACE 5 - POSITION CHART

No	Name	Lap Pos	1	2	3	4	5	6	7
85	WOOD	1	530	530	530	530	530	530	530
530	CREASEY	2	85	85	85	85	85	1	1
77	MAY	3	69	69	69	1	1	85	85
69	RUSSO	4	77	77	1	69	69	63	63
63	WREN	5	63	1	63	63	63	69	69
82	HINNELLS	6	1	63	77	77	77	77	77
48	WALLIS	7	82	82	82	82	82	82	82
373	EAGLING	8	48	48	48	48	48	48	48
41	ABRAHAM	9	373	373	373	373	373	373	373
12	HOULDEN	10	41	41	41	41	41	41	41
888	FAGG	11	12	12	12	12	12	12	12
159	GRIMES	12	888	888	333	333	333	333	333
117	STAGG	13	159	333	888	888	888	888	888
1	DONOVAN	14	333	159	159	159	159		
333	HOUGHTON	15							

Weather / Track : Sunny / Dry

Snetterton 300: 2.9689 miles
Date: 28/06/2026 Start: 11:07 Finish: 11:21

Results can be found at www.tsl-timing.com

Printed - 11:26 Sunday, 28 June 2026

BMCRC - MRO Championships - Rnd 5 @ Snetterton 300

Thunderbike Ultra & Extreme

RACE 5 - SECTOR ANALYSIS

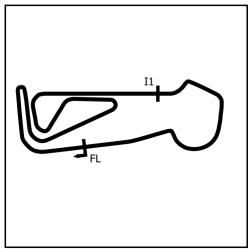

SECTOR 1 = FL to I1, SECTOR 2 = I1 to FL, DIFF = Difference To Personal Best Lap, P = Crossed Finish Line in Pit Lane, D = Time Disallowed

P1 530 U Morgan CREASEY Suzuki GSXR 750

IDEAL LAP TIME : 1:59.987 BEST LAP TIME : 2:00.029 DIFFERENCE : 0.042

LAP	SECTOR 1	SECTOR 2	LAP TIME	MPH	DIFF	TIME OF DAY
1 -		40.076	2:05.999	84.82	5.970	11:09:19.616
2 -	1:20.318	40.330	2:00.648	88.58	0.619	11:11:20.264
3 -	***1:19.965***	40.131	2:00.096 **(2)**	88.99	0.067	11:13:20.360
4 -	1:20.007	***40.022***	***2:00.029*** **(1)**	***89.04***		***11:15:20.389***
5 -	1:20.257	40.527	2:00.784	88.48	0.755	11:17:21.173
6 -	1:20.325	40.080	2:00.405 **(3)**	88.76	0.376	11:19:21.578
7 -	1:20.257	40.336	2:00.593	88.62	0.564	11:21:22.171

P2 1 U Tyler DONOVAN Kawasaki ZX10R

IDEAL LAP TIME : 1:59.593 BEST LAP TIME : 1:59.593 DIFFERENCE : 0.000

LAP	SECTOR 1	SECTOR 2	LAP TIME	MPH	DIFF	TIME OF DAY
1 -		40.854	2:10.564	81.86	10.971	11:09:24.181
2 -	1:20.766	40.644	2:01.410	88.03	1.817	11:11:25.591
3 -	1:21.017	40.295	2:01.312	88.10	1.719	11:13:26.903
4 -	1:19.644	40.344	1:59.988 **(3)**	89.07	0.395	11:15:26.891
5 -	1:20.176	40.516	2:00.692	88.55	1.099	11:17:27.583
6 -	***1:19.476***	***40.117***	***1:59.593*** **(1)**	***89.37***		***11:19:27.176***
7 -	1:19.504	40.412	1:59.916 **(2)**	89.12	0.323	11:21:27.092

P3 85 U Clinton WOOD Suzuki GSXR1000

IDEAL LAP TIME : 2:00.370 BEST LAP TIME : 2:00.370 DIFFERENCE : 0.000

LAP	SECTOR 1	SECTOR 2	LAP TIME	MPH	DIFF	TIME OF DAY
1 -		41.276	2:07.805	83.62	7.435	11:09:21.422
2 -	1:21.000	41.565	2:02.565	87.20	2.195	11:11:23.987
3 -	1:20.702	40.631	2:01.333	88.08	0.963	11:13:25.320
4 -	1:20.478	40.431	2:00.909 **(2)**	88.39	0.539	11:15:26.229
5 -	1:20.662	40.661	2:01.323 **(3)**	88.09	0.953	11:17:27.552
6 -	1:20.847	40.648	2:01.495	87.97	1.125	11:19:29.047
7 -	***1:20.189***	***40.181***	***2:00.370*** **(1)**	***88.79***		***11:21:29.417***

P4 63 U Matthew WREN Suzuki GSXR

IDEAL LAP TIME : BEST LAP TIME : 2:00.187 DIFFERENCE :

LAP	SECTOR 1	SECTOR 2	LAP TIME	MPH	DIFF	TIME OF DAY
1 -			2:09.678	82.42	9.491	11:09:23.295
2 -			2:02.907	86.96	2.720	11:11:26.202
3 -			2:01.422	88.02	1.235	11:13:27.624
4 -			2:00.967 **(3)**	88.35	0.780	11:15:28.591
5 -			2:00.584 **(2)**	88.63	0.397	11:17:29.175
6 -			***2:00.187*** **(1)**	***88.92***		***11:19:29.362***
7 -			2:02.022	87.59	1.835	11:21:31.384

P5 69 E Tony RUSSO Suzuki GSXR 750

IDEAL LAP TIME : 2:00.899 BEST LAP TIME : 2:01.225 DIFFERENCE : 0.326

LAP	SECTOR 1	SECTOR 2	LAP TIME	MPH	DIFF	TIME OF DAY
1 -		40.532	2:08.355	83.26	7.130	11:09:21.972
2 -	1:20.934	41.217	2:02.151	87.49	0.926	11:11:24.123
3 -	1:21.058	40.657	2:01.715	87.81	0.490	11:13:25.838
4 -	***1:20.586***	40.639	***2:01.225*** **(1)**	***88.16***		***11:15:27.063***
5 -	1:21.174	40.399	2:01.573 **(2)**	87.91	0.348	11:17:28.636
6 -	1:21.382	***40.313***	2:01.695 **(3)**	87.82	0.470	11:19:30.331
7 -	1:21.530	41.369	2:02.899	86.96	1.674	11:21:33.230

Weather / Track : Sunny / Dry

Snetterton 300: 2.9689 miles
Date: 28/06/2026 Start: 11:07 Finish: 11:21

BMCRC - MRO Championships - Rnd 5 @ Snetterton 300

Thunderbike Ultra & Extreme

RACE 5 - SECTOR ANALYSIS

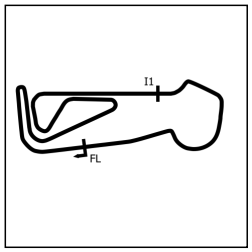

SECTOR 1 = FL to I1, SECTOR 2 = I1 to FL, DIFF = Difference To Personal Best Lap, P = Crossed Finish Line in Pit Lane, D = Time Disallowed

P6 77 E David MAY Suzuki GSXR 750 K1

IDEAL LAP TIME : 2:02.103 BEST LAP TIME : 2:02.144 DIFFERENCE : 0.041

LAP	SECTOR 1	SECTOR 2	LAP TIME	MPH	DIFF	TIME OF DAY
1 -		41.339	2:09.196	82.72	7.052	11:09:22.813
2 -	1:21.713	41.026	2:02.739 (3)	87.07	0.595	11:11:25.552
3 -	1:22.178	40.901	2:03.079	86.83	0.935	11:13:28.631
4 -	1:21.640	***40.557***	2:02.197 (2)	87.46	0.053	11:15:30.828
5 -	***1:21.546***	40.598	***2:02.144*** (1)	***87.50***		***11:17:32.972***
6 -	1:21.816	41.096	2:02.912	86.95	0.768	11:19:35.884
7 -	1:22.844	41.492	2:04.336	85.96	2.192	11:21:40.220

P7 82 E Matt HINNELLS Honda CBR 954RR FIREBLADE

IDEAL LAP TIME : 2:03.243 BEST LAP TIME : 2:03.351 DIFFERENCE : 0.108

LAP	SECTOR 1	SECTOR 2	LAP TIME	MPH	DIFF	TIME OF DAY
1 -		41.665	2:12.233	80.82	8.882	11:09:25.850
2 -	1:23.384	41.631	2:05.015	85.49	1.664	11:11:30.865
3 -	1:23.303	***41.247***	2:04.550	85.81	1.199	11:13:35.415
4 -	1:22.781	41.297	2:04.078 (2)	86.14	0.727	11:15:39.493
5 -	1:23.043	41.419	2:04.462	85.87	1.111	11:17:43.955
6 -	1:22.885	41.330	2:04.215 (3)	86.04	0.864	11:19:48.170
7 -	***1:21.996***	41.355	***2:03.351*** (1)	***86.64***		***11:21:51.521***

P8 48 E Shaun WALLIS Suzuki GSXR 750

IDEAL LAP TIME : 2:03.357 BEST LAP TIME : 2:03.946 DIFFERENCE : 0.589

LAP	SECTOR 1	SECTOR 2	LAP TIME	MPH	DIFF	TIME OF DAY
1 -		42.081	2:12.900	80.42	8.954	11:09:26.517
2 -	1:22.927	41.946	2:04.873	85.59	0.927	11:11:31.390
3 -	1:22.978	41.646	2:04.624	85.76	0.678	11:13:36.014
4 -	1:22.424	41.630	2:04.054 (3)	86.15	0.108	11:15:40.068
5 -	1:22.429	41.935	2:04.364	85.94	0.418	11:17:44.432
6 -	1:22.746	***41.200***	***2:03.946*** (1)	***86.23***		***11:19:48.378***
7 -	***1:22.157***	41.878	2:04.035 (2)	86.16	0.089	11:21:52.413

P9 373 U Robert EAGLING SUZUKI GSXR1000

IDEAL LAP TIME : 2:06.105 BEST LAP TIME : 2:06.386 DIFFERENCE : 0.281

LAP	SECTOR 1	SECTOR 2	LAP TIME	MPH	DIFF	TIME OF DAY
1 -		42.411	2:13.646	79.97	7.260	11:09:27.263
2 -	***1:24.072***	42.542	2:06.614	84.41	0.228	11:11:33.877
3 -	1:24.653	***42.033***	2:06.686	84.36	0.300	11:13:40.563
4 -	1:24.352	42.036	2:06.388 (2)	84.56	0.002	11:15:46.951
5 -	1:24.310	42.270	2:06.580 (3)	84.43	0.194	11:17:53.531
6 -	1:24.183	42.203	***2:06.386*** (1)	***84.56***		***11:19:59.917***
7 -	1:24.312	42.807	2:07.119	84.07	0.733	11:22:07.036

P10 41 E David ABRAHAM Yamaha R1

IDEAL LAP TIME : 2:06.102 BEST LAP TIME : 2:06.504 DIFFERENCE : 0.402

LAP	SECTOR 1	SECTOR 2	LAP TIME	MPH	DIFF	TIME OF DAY
1 -		42.760	2:15.125	79.09	8.621	11:09:28.742
2 -	1:24.025	42.964	2:06.989	84.16	0.485	11:11:35.731
3 -	1:23.909	43.090	2:06.999	84.15	0.495	11:13:42.730
4 -	1:24.159	42.489	2:06.648 (3)	84.39	0.144	11:15:49.378
5 -	1:23.902	42.602	***2:06.504*** (1)	***84.48***		***11:17:55.882***
6 -	1:24.304	***42.406***	2:06.710	84.35	0.206	11:20:02.592
7 -	***1:23.696***	42.892	2:06.588 (2)	84.43	0.084	11:22:09.180

Weather / Track : Sunny / Dry

Snetterton 300: 2.9689 miles
Date: 28/06/2026 Start: 11:07 Finish: 11:21

BMCRC - MRO Championships - Rnd 5 @ Snetterton 300

Thunderbike Ultra & Extreme

RACE 5 - SECTOR ANALYSIS

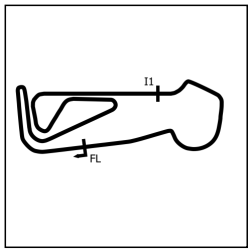

SECTOR 1 = FL to I1, SECTOR 2 = I1 to FL, DIFF = Difference To Personal Best Lap, P = Crossed Finish Line in Pit Lane, D = Time Disallowed

P11 12 E John HOULDEN Aprilia RSV MILLE R

IDEAL LAP TIME : 2:08.121 BEST LAP TIME : 2:08.330 DIFFERENCE : 0.209

LAP	SECTOR 1	SECTOR 2	LAP TIME	MPH	DIFF	TIME OF DAY
1 -		43.308	2:15.892	78.65	7.562	11:09:29.509
2 -	1:25.283	43.047	***2:08.330*** **(1)**	***83.28***		***11:11:37.839***
3 -	1:26.044	***42.968***	2:09.012 **(3)**	82.84	0.682	11:13:46.851
4 -	1:25.720	43.126	2:08.846 **(2)**	82.95	0.516	11:15:55.697
5 -	***1:25.153***	51.259	2:16.412	78.35	8.082	11:18:12.109
6 -	1:28.291	43.582	2:11.873	81.04	3.543	11:20:23.982
7 -	1:26.037	43.195	2:09.232	82.70	0.902	11:22:33.214

P12 333 E Andrew HOUGHTON Suzuki TL1000S

IDEAL LAP TIME : 2:10.178 BEST LAP TIME : 2:10.286 DIFFERENCE : 0.108

LAP	SECTOR 1	SECTOR 2	LAP TIME	MPH	DIFF	TIME OF DAY
1 -		43.830	2:20.485	76.07	10.199	11:09:34.102
2 -	1:27.841	44.254	2:12.095	80.91	1.809	11:11:46.197
3 -	1:27.337	***43.374***	2:10.711 **(2)**	81.76	0.425	11:13:56.908
4 -	***1:26.804***	43.482	***2:10.286*** **(1)**	***82.03***		***11:16:07.194***
5 -	1:28.188	43.875	2:12.063	80.93	1.777	11:18:19.257
6 -	1:27.776	43.735	2:11.511 **(3)**	81.27	1.225	11:20:30.768
7 -	1:27.749	44.099	2:11.848	81.06	1.562	11:22:42.616

P13 888 U Paul FAGG Yamaha R1 4C8

IDEAL LAP TIME : 2:10.084 BEST LAP TIME : 2:10.935 DIFFERENCE : 0.851

LAP	SECTOR 1	SECTOR 2	LAP TIME	MPH	DIFF	TIME OF DAY
1 -		44.334	2:19.784	76.46	8.849	11:09:33.401
2 -	1:27.385	44.488	2:11.873 **(3)**	81.04	0.938	11:11:45.274
3 -	1:28.601	43.807	2:12.408	80.72	1.473	11:13:57.682
4 -	1:27.505	***43.430***	***2:10.935*** **(1)**	***81.62***		***11:16:08.617***
5 -	1:28.275	44.200	2:12.475	80.67	1.540	11:18:21.092
6 -	1:28.265	44.181	2:12.446	80.69	1.511	11:20:33.538
7 -	***1:26.654***	44.325	2:10.979 **(2)**	81.60	0.044	11:22:44.517

P14 159 E Calvin GRIMES Suzuki GSXR750

IDEAL LAP TIME : 2:11.823 BEST LAP TIME : 2:11.823 DIFFERENCE : 0.000

LAP	SECTOR 1	SECTOR 2	LAP TIME	MPH	DIFF	TIME OF DAY
1 -		44.826	2:19.899	76.39	8.076	11:09:33.516
2 -	1:28.420	45.118	2:13.538 **(2)**	80.03	1.715	11:11:47.054
3 -	***1:27.921***	***43.902***	***2:11.823*** **(1)**	***81.07***		***11:13:58.877***
4 -	1:29.341	47.546	2:16.887 **(3)**	78.07	5.064	11:16:15.764
5 -	1:30.426	48.437	2:18.863	76.96	7.040	11:18:34.627

P15 117 U Raymond STAGG YAMAHA R1

IDEAL LAP TIME : BEST LAP TIME : DIFFERENCE :

LAP	SECTOR 1	SECTOR 2	LAP TIME	MPH	DIFF	TIME OF DAY
1 -						

Weather / Track : Sunny / Dry

Snetterton 300: 2.9689 miles
Date: 28/06/2026 Start: 11:07 Finish: 11:21

BMCRC - MRO Championships - Rnd 5 @ Snetterton 300

Thunderbike Ultra & Extreme

RACE 5 - BEST SECTORS

	SECTOR 1		SECTOR 2	
POS	NO	TIME	NO	TIME
1	**1**	**1:19.476**	**530**	**40.022**
2	**530**	**1:19.965**	**1**	**40.117**
3	**85**	**1:20.189**	**85**	**40.181**
4	**69**	**1:20.586**	**69**	**40.313**
5	**77**	**1:21.546**	**77**	**40.557**
6	**82**	**1:21.996**	**48**	**41.200**
7	**48**	**1:22.157**	**82**	**41.247**
8	**41**	**1:23.696**	**373**	**42.033**
9	**373**	**1:24.072**	**41**	**42.406**
10	**12**	**1:25.153**	**12**	**42.968**
11	**888**	**1:26.654**	**333**	**43.374**
12	**333**	**1:26.804**	**888**	**43.430**
13	**159**	**1:27.921**	**159**	**43.902**
14				
15				

IDEAL / BEST COMPARISON

POS	NO	NAME	IDEAL	BEST	DIFF
		PERFECT LAP	**1:59.498**		
1	**1**	DONOVAN	1:59.593	1:59.593	**0.000**
2	**530**	CREASEY	1:59.987	2:00.029	**0.042**
3	**85**	WOOD	2:00.370	2:00.370	**0.000**
4	**69**	RUSSO	2:00.899	2:01.225	**0.326**
5	**77**	MAY	2:02.103	2:02.144	**0.041**
6	**82**	HINNELLS	2:03.243	2:03.351	**0.108**
7	**48**	WALLIS	2:03.357	2:03.946	**0.589**
8	**41**	ABRAHAM	2:06.102	2:06.504	**0.402**
9	**373**	EAGLING	2:06.105	2:06.386	**0.281**
10	**12**	HOULDEN	2:08.121	2:08.330	**0.209**
11	**888**	FAGG	2:10.084	2:10.935	**0.851**
12	**333**	HOUGHTON	2:10.178	2:10.286	**0.108**
13	**159**	GRIMES	2:11.823	2:11.823	**0.000**
14	**63**	WREN		2:00.187	

Weather / Track : Sunny / Dry

Snetterton 300: 2.9689 miles
Date: 28/06/2026 Start: 11:07 Finish: 11:21

Results can be found at www.tsl-timing.com

Printed - 11:26 Sunday, 28 June 2026

BMCRC - MRO Championships - Rnd 5 @ Snetterton 300

Thunderbike Ultra & Extreme

RACE 5 - STATISTICS

Competitors Started	15
Planned Start	2026-06-28 @ 11:00:00.000
Actual Start	2026-06-28 @ 11:07:13.617
Finish Time	2026-06-28 @ 11:21:20.546
Track Length	2.9689mi.
Total Laps	96
Total Distance Covered	285.0155mi.

Session Fastest Lap History

NO	CL	NAME	LAP TIME	TIME OF DAY	LAP	VEHICLE
530	U	**Morgan CREASEY**	**2:00.648**	11:11:20.264	2	Suzuki GSXR 750
530	U	**Morgan CREASEY**	**2:00.096**	11:13:20.360	3	Suzuki GSXR 750
530	U	**Morgan CREASEY**	**2:00.029**	11:15:20.389	4	Suzuki GSXR 750
1	U	**Tyler DONOVAN**	**1:59.988**	11:15:26.891	4	Kawasaki ZX10R
1	U	**Tyler DONOVAN**	**1:59.593**	11:19:27.176	6	Kawasaki ZX10R

Session Leader History

NO	CL	NAME	FROM LAP	LAPS LED	DISTANCE	VEHICLE
530	U	**Morgan CREASEY**	1	7	20.78 miles	Suzuki GSXR 750

Flag History

TYPE	TIME OF DAY
GREEN	11:07:13.617
FINISH	11:21:20.546

Flag Statistics

TYPE	COUNT	TOTAL LAPS	TOTAL TIME
Green	1	7	16:40.839
Red	0	0	0.000
Safety Car	0	0	0.000
FCY	0	0	0.000

BMCRC - MRO Championships - Rnd 5 @ Snetterton 300

Thunderbike Ultra & Extreme

RACE 5 - STATISTICS

CLASS : E

8 Starters

Fastest Lap History

NO	NAME	LAP TIME	TIME OF DAY	LAP	VEHICLE
69	**Tony RUSSO**	**2:02.151**	11:11:24.123	2	Suzuki GSXR 750
69	**Tony RUSSO**	**2:01.715**	11:13:25.838	3	Suzuki GSXR 750
69	**Tony RUSSO**	**2:01.225**	11:15:27.063	4	Suzuki GSXR 750

Leader History

NO	NAME	FROM LAP	LAPS LED	DISTANCE	VEHICLE
69	**Tony RUSSO**	1	7	20.78 miles	Suzuki GSXR 750

BMCRC - MRO Championships - Rnd 5 @ Snetterton 300

Thunderbike Ultra & Extreme

RACE 5 - STATISTICS

CLASS : U

7 Starters

Fastest Lap History

NO	NAME	LAP TIME	TIME OF DAY	LAP	VEHICLE
530	**Morgan CREASEY**	**2:00.648**	11:11:20.264	2	Suzuki GSXR 750
530	**Morgan CREASEY**	**2:00.096**	11:13:20.360	3	Suzuki GSXR 750
530	**Morgan CREASEY**	**2:00.029**	11:15:20.389	4	Suzuki GSXR 750
1	**Tyler DONOVAN**	**1:59.988**	11:15:26.891	4	Kawasaki ZX10R
1	**Tyler DONOVAN**	**1:59.593**	11:19:27.176	6	Kawasaki ZX10R

Leader History

NO	NAME	FROM LAP	LAPS LED	DISTANCE	VEHICLE
530	**Morgan CREASEY**	1	7	20.78 miles	Suzuki GSXR 750

Weather / Track : Sunny / Dry

Snetterton 300: 2.9689 miles
Date: 28/06/2026 Start: 11:07 Finish: 11:21

BMCRC - MRO Championships - Rnd 5 @ Snetterton 300

Thunderbike Ultra & Extreme

RACE 15 - GRID (7 Laps)

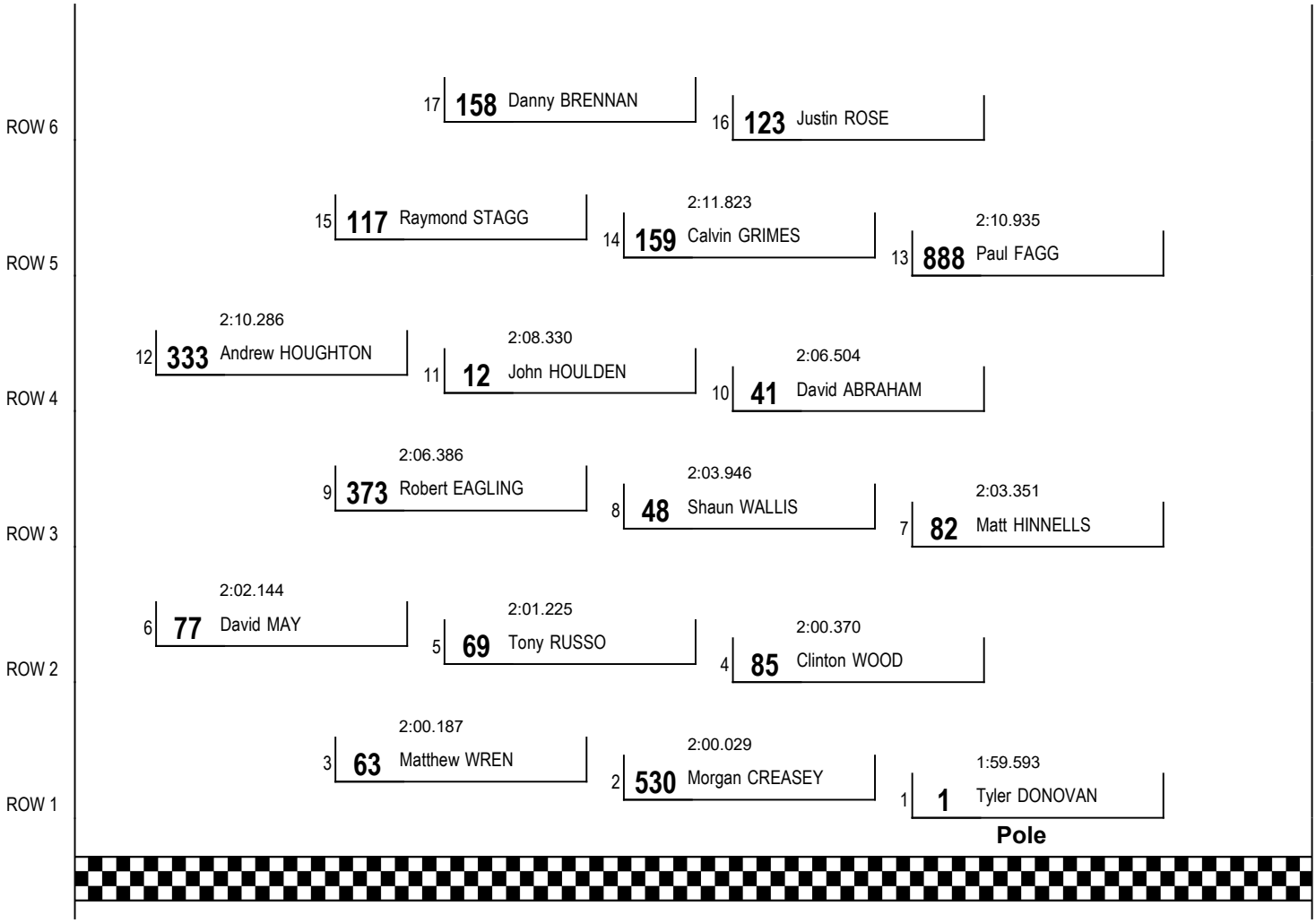

These results are provisional until the conclusion of any judicial and technical matters.

Snetterton 300: 2.9689 miles

Clerk Of Course: Caroline Patterson / Tony MacBride	Timekeeper: Richard Evans	

Results can be found at www.tsl-timing.com

Printed - 11:27 Sunday, 28 June 2026

BMCRC - MRO Championships - Rnd 5 @ Snetterton 300

Thunderbike Ultra & Extreme

RACE 15 - CLASSIFICATION

Race Distance: 7 Laps / 20.78 miles

POS	NO	CL	PIC	NAME	ENTRY	LAPS	TIME	GAP	DIFF	MPH	BEST	ON	GRD	↑↓
1	**530**	U	1	**Morgan CREASEY**	Suzuki GSXR 750	**7**	14:00.093			89.05	**1:58.780**	3	2	1
2	**85**	U	2	**Clinton WOOD**	Suzuki GSXR1000	**7**	14:09.278	**9.185**	9.185	88.09	**1:59.992**	3	4	2
3	**69**	E	1	**Tony RUSSO**	Suzuki GSXR 750	**7**	14:16.491	**16.398**	7.213	87.35	**2:00.834**	2	5	2
4	**77**	E	2	**David MAY**	Suzuki GSXR 750 K1	**7**	14:35.419	**35.326**	18.928	85.46	**2:03.495**	7	6	2
5	**82**	E	3	**Matt HINNELLS**	Honda CBR 954RR FIREBLADE	**7**	14:36.286	**36.193**	0.867	85.37	**2:03.463**	7	7	2
6	**48**	E	4	**Shaun WALLIS**	Suzuki GSXR 750	**7**	14:43.180	**43.087**	6.894	84.71	**2:04.523**	6	8	2
7	**373**	U	3	**Robert EAGLING**	SUZUKI GSXR1000	**7**	14:56.907	**56.814**	13.727	83.41	**2:06.573**	2	9	2
8	**41**	E	5	**David ABRAHAM**	Yamaha R1	**7**	14:57.397	**57.304**	0.490	83.37	**2:06.365**	2	10	2
9	**12**	E	6	**John HOULDEN**	Aprilia RSV MILLE R	**7**	15:19.178	**1:19.085**	21.781	81.39	**2:09.373**	5	11	2
10	**888**	U	4	**Paul FAGG**	Yamaha R1 4C8	**7**	15:34.547	**1:34.454**	15.369	80.05	**2:11.787**	7	13	3
					NOT CLASSIFIED									
DNF	**1**	U		**Tyler DONOVAN**	Kawasaki ZX10R	**3**	6:03.964	**4 Laps**	4 Laps	88.09	**1:59.200**	3	1	
DNF	**63**	U		**Matthew WREN**	Suzuki GSXR	**0**							3	
					FASTEST LAP									
	530	U		**Morgan CREASEY**	Suzuki GSXR 750	**3**	1:58.780		89.98 mph		144.81 kph			
	69	E		**Tony RUSSO**	Suzuki GSXR 750	**2**	2:00.834		88.45 mph		142.35 kph			

Class U - 92.5% of Race Speed = 82.37 mph
Class E - 92.5% of Race Speed = 80.79 mph

Weather / Track : Bright / Dry
These results are provisional until the conclusion of any judicial and technical matters.

Date: 28/06/2026 Start: 15:52 Finish: 16:06
Snetterton 300: 2.9689 miles

Clerk Of Course: Caroline Patterson / Tony MacBride	Timekeeper: Richard Evans	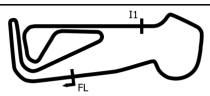

Results can be found at www.tsl-timing.com

Printed - 16:09 Sunday, 28 June 2026

BMCRC - MRO Championships - Rnd 5 @ Snetterton 300

Thunderbike Ultra & Extreme

RACE 15 - LAP CHART

LAP 1 @ 15:54:25.364

NO	BEHIND	LAP TIME
1		2:05.364
530	0.391	2:05.755
85	0.709	2:06.073
69	2.201	2:07.565
82	4.718	2:10.082
77	5.425	2:10.789
48	7.008	2:12.372
373	8.312	2:13.676
41	9.257	2:14.621
12	10.739	2:16.103
888	15.867	2:21.231

LAP 2 @ 15:56:24.764

NO	BEHIND	LAP TIME
1		1:59.400
530	0.325	1:59.334
85	1.410	2:00.101
69	3.635	2:00.834
77	10.418	2:04.393
82	10.537	2:05.219
48	13.588	2:05.980
373	15.485	2:06.573
41	16.222	2:06.365
12	21.804	2:10.465
888	28.415	2:11.948

LAP 3 @ 15:58:23.869

NO	BEHIND	LAP TIME
530		1:58.780
1	0.095	1:59.200
85	2.297	1:59.992
69	6.270	2:01.740
77	15.858	2:04.545
82	16.181	2:04.749
48	19.683	2:05.200
373	23.210	2:06.830
41	24.087	2:06.970
12	32.969	2:10.270
888	42.052	2:12.742

LAP 4 @ 16:00:22.961

NO	BEHIND	LAP TIME
530		1:59.092
85	3.667	2:00.462
69	8.495	2:01.317
77	20.972	2:04.206
82	21.480	2:04.391
48	25.152	2:04.561
373	31.484	2:07.366
41	31.595	2:06.600
12	43.528	2:09.651
888	54.847	2:11.887

LAP 5 @ 16:02:21.925

NO	BEHIND	LAP TIME
530		1:58.964
85	4.993	2:00.290
69	10.982	2:01.451
77	26.173	2:04.165
82	26.591	2:04.075
48	31.203	2:05.015
373	39.410	2:06.890
41	40.520	2:07.889
12	53.937	2:09.373
888	1:08.028	2:12.145

LAP 6 @ 16:04:20.845

NO	BEHIND	LAP TIME
530		1:58.920
85	7.298	2:01.225
69	13.849	2:01.787
77	31.079	2:03.826
82	31.978	2:04.307
48	36.806	2:04.523
373	48.164	2:07.674
41	48.455	2:06.855
12	1:05.608	2:10.591
888	1:21.915	2:12.807

LAP 7 @ 16:06:20.093

NO	BEHIND	LAP TIME
530		1:59.248
85	9.185	2:01.135
69	16.398	2:01.797
77	35.326	2:03.495
82	36.193	2:03.463
48	43.087	2:05.529
373	56.814	2:07.898
41	57.304	2:08.097
12	1:19.085	2:12.725
888	1:34.454	2:11.787

Weather / Track : Bright / Dry

Snetterton 300: 2.9689 miles
Date: 28/06/2026 Start: 15:52 Finish: 16:06

Results can be found at www.tsl-timing.com

Printed - 16:08 Sunday, 28 June 2026

BMCRC - MRO Championships - Rnd 5 @ Snetterton 300

Thunderbike Ultra & Extreme

RACE 15 - POSITION CHART

No	Name	Lap Pos	1	2	3	4	5	6	7
1	DONOVAN	1	1	1	530	530	530	530	530
530	CREASEY	2	530	530	1	85	85	85	85
63	WREN	3	85	85	85	69	69	69	69
85	WOOD	4	69	69	69	77	77	77	77
69	RUSSO	5	82	77	77	82	82	82	82
77	MAY	6	77	82	82	48	48	48	48
82	HINNELLS	7	48	48	48	373	373	373	373
48	WALLIS	8	373	373	373	41	41	41	41
373	EAGLING	9	41	41	41	12	12	12	12
41	ABRAHAM	10	12	12	12	888	888	888	888
12	HOULDEN	11	888	888	888				
888	FAGG	12							

Weather / Track : Bright / Dry

Snetterton 300: 2.9689 miles
Date: 28/06/2026 Start: 15:52 Finish: 16:06

Results can be found at www.tsl-timing.com

Printed - 16:08 Sunday, 28 June 2026

BMCRC - MRO Championships - Rnd 5 @ Snetterton 300

Thunderbike Ultra & Extreme

RACE 15 - SECTOR ANALYSIS

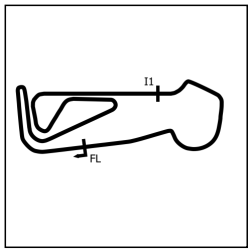

SECTOR 1 = FL to I1, SECTOR 2 = I1 to FL, DIFF = Difference To Personal Best Lap, P = Crossed Finish Line in Pit Lane, D = Time Disallowed

P1 530 U Morgan CREASEY Suzuki GSXR 750

IDEAL LAP TIME : 1:58.175 BEST LAP TIME : 1:58.780 DIFFERENCE : 0.605

LAP	SECTOR 1	SECTOR 2	LAP TIME	MPH	DIFF	TIME OF DAY
1 -		40.538	2:05.755	84.99	6.975	15:54:25.755
2 -	1:19.260	40.074	1:59.334	89.56	0.554	15:56:25.089
3 -	***1:18.588***	40.192	***1:58.780*** **(1)**	***89.98***		***15:58:23.869***
4 -	1:18.983	40.109	1:59.092	89.74	0.312	16:00:22.961
5 -	1:19.377	***39.587***	1:58.964 **(3)**	89.84	0.184	16:02:21.925
6 -	1:19.203	39.717	1:58.920 **(2)**	89.87	0.140	16:04:20.845
7 -	1:19.490	39.758	1:59.248	89.62	0.468	16:06:20.093

P2 85 U Clinton WOOD Suzuki GSXR1000

IDEAL LAP TIME : 1:59.680 BEST LAP TIME : 1:59.992 DIFFERENCE : 0.312

LAP	SECTOR 1	SECTOR 2	LAP TIME	MPH	DIFF	TIME OF DAY
1 -		40.547	2:06.073	84.77	6.081	15:54:26.073
2 -	1:19.745	40.356	2:00.101 **(2)**	88.99	0.109	15:56:26.174
3 -	***1:19.326***	40.666	***1:59.992*** **(1)**	***89.07***		***15:58:26.166***
4 -	1:19.744	40.718	2:00.462	88.72	0.470	16:00:26.628
5 -	1:19.936	***40.354***	2:00.290 **(3)**	88.85	0.298	16:02:26.918
6 -	1:20.838	40.387	2:01.225	88.16	1.233	16:04:28.143
7 -	1:20.367	40.768	2:01.135	88.23	1.143	16:06:29.278

P3 69 E Tony RUSSO Suzuki GSXR 750

IDEAL LAP TIME : 2:00.834 BEST LAP TIME : 2:00.834 DIFFERENCE : 0.000

LAP	SECTOR 1	SECTOR 2	LAP TIME	MPH	DIFF	TIME OF DAY
1 -		40.487	2:07.565	83.78	6.731	15:54:27.565
2 -	***1:20.511***	***40.323***	***2:00.834*** **(1)**	***88.45***		***15:56:28.399***
3 -	1:20.977	40.763	2:01.740	87.79	0.906	15:58:30.139
4 -	1:20.725	40.592	2:01.317 **(2)**	88.10	0.483	16:00:31.456
5 -	1:20.526	40.925	2:01.451 **(3)**	88.00	0.617	16:02:32.907
6 -	1:21.262	40.525	2:01.787	87.76	0.953	16:04:34.694
7 -	1:21.080	40.717	2:01.797	87.75	0.963	16:06:36.491

P4 77 E David MAY Suzuki GSXR 750 K1

IDEAL LAP TIME : 2:02.862 BEST LAP TIME : 2:03.495 DIFFERENCE : 0.633

LAP	SECTOR 1	SECTOR 2	LAP TIME	MPH	DIFF	TIME OF DAY
1 -		***40.849***	2:10.789	81.71	7.294	15:54:30.789
2 -	1:22.519	41.874	2:04.393	85.92	0.898	15:56:35.182
3 -	1:22.619	41.926	2:04.545	85.81	1.050	15:58:39.727
4 -	1:22.655	41.551	2:04.206	86.05	0.711	16:00:43.933
5 -	1:22.872	41.293	2:04.165 **(3)**	86.07	0.670	16:02:48.098
6 -	1:22.501	41.325	2:03.826 **(2)**	86.31	0.331	16:04:51.924
7 -	***1:22.013***	41.482	***2:03.495*** **(1)**	***86.54***		***16:06:55.419***

P5 82 E Matt HINNELLS Honda CBR 954RR FIREBLADE

IDEAL LAP TIME : 2:03.463 BEST LAP TIME : 2:03.463 DIFFERENCE : 0.000

LAP	SECTOR 1	SECTOR 2	LAP TIME	MPH	DIFF	TIME OF DAY
1 -		41.261	2:10.082	82.16	6.619	15:54:30.082
2 -	1:23.047	42.172	2:05.219	85.35	1.756	15:56:35.301
3 -	1:22.848	41.901	2:04.749	85.67	1.286	15:58:40.050
4 -	1:22.821	41.570	2:04.391	85.92	0.928	16:00:44.441
5 -	1:22.774	41.301	2:04.075 **(2)**	86.14	0.612	16:02:48.516
6 -	1:22.554	41.753	2:04.307 **(3)**	85.98	0.844	16:04:52.823
7 -	***1:22.370***	***41.093***	***2:03.463*** **(1)**	***86.56***		***16:06:56.286***

Weather / Track : Bright / Dry

Snetterton 300: 2.9689 miles
Date: 28/06/2026 Start: 15:52 Finish: 16:06

BMCRC - MRO Championships - Rnd 5 @ Snetterton 300

Thunderbike Ultra & Extreme

RACE 15 - SECTOR ANALYSIS

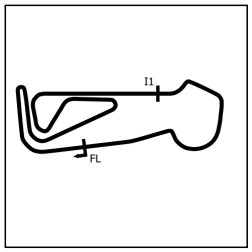

SECTOR 1 = FL to I1, SECTOR 2 = I1 to FL, DIFF = Difference To Personal Best Lap, P = Crossed Finish Line in Pit Lane, D = Time Disallowed

P6 48 E Shaun WALLIS Suzuki GSXR 750

IDEAL LAP TIME : 2:04.294 BEST LAP TIME : 2:04.523 DIFFERENCE : 0.229

LAP	SECTOR 1	SECTOR 2	LAP TIME	MPH	DIFF	TIME OF DAY
1 -		41.951	2:12.372	80.74	7.849	15:54:32.372
2 -	1:23.869	42.111	2:05.980	84.83	1.457	15:56:38.352
3 -	1:23.186	42.014	2:05.200	85.36	0.677	15:58:43.552
4 -	1:22.651	***41.910***	2:04.561 **(2)**	85.80	0.038	16:00:48.113
5 -	1:22.404	42.611	2:05.015 **(3)**	85.49	0.492	16:02:53.128
6 -	***1:22.384***	42.139	***2:04.523*** **(1)**	***85.83***		***16:04:57.651***
7 -	1:23.291	42.238	2:05.529	85.14	1.006	16:07:03.180

P7 373 U Robert EAGLING SUZUKI GSXR1000

IDEAL LAP TIME : 2:06.347 BEST LAP TIME : 2:06.573 DIFFERENCE : 0.226

LAP	SECTOR 1	SECTOR 2	LAP TIME	MPH	DIFF	TIME OF DAY
1 -		42.338	2:13.676	79.95	7.103	15:54:33.676
2 -	***1:24.192***	42.381	***2:06.573*** **(1)**	***84.44***		***15:56:40.249***
3 -	1:24.300	42.530	2:06.830 **(2)**	84.27	0.257	15:58:47.079
4 -	1:24.735	42.631	2:07.366	83.91	0.793	16:00:54.445
5 -	1:24.735	***42.155***	2:06.890 **(3)**	84.23	0.317	16:03:01.335
6 -	1:24.938	42.736	2:07.674	83.71	1.101	16:05:09.009
7 -	1:25.272	42.626	2:07.898	83.56	1.325	16:07:16.907

P8 41 E David ABRAHAM Yamaha R1

IDEAL LAP TIME : 2:06.333 BEST LAP TIME : 2:06.365 DIFFERENCE : 0.032

LAP	SECTOR 1	SECTOR 2	LAP TIME	MPH	DIFF	TIME OF DAY
1 -		42.379	2:14.621	79.39	8.256	15:54:34.621
2 -	***1:24.028***	42.337	***2:06.365*** **(1)**	***84.58***		***15:56:40.986***
3 -	1:24.211	42.759	2:06.970	84.17	0.605	15:58:47.956
4 -	1:24.295	***42.305***	2:06.600 **(2)**	84.42	0.235	16:00:54.556
5 -	1:25.407	42.482	2:07.889	83.57	1.524	16:03:02.445
6 -	1:24.395	42.460	2:06.855 **(3)**	84.25	0.490	16:05:09.300
7 -	1:25.461	42.636	2:08.097	83.43	1.732	16:07:17.397

P9 12 E John HOULDEN Aprilia RSV MILLE R

IDEAL LAP TIME : 2:09.069 BEST LAP TIME : 2:09.373 DIFFERENCE : 0.304

LAP	SECTOR 1	SECTOR 2	LAP TIME	MPH	DIFF	TIME OF DAY
1 -		***42.934***	2:16.103	78.52	6.730	15:54:36.103
2 -	1:26.649	43.816	2:10.465	81.92	1.092	15:56:46.568
3 -	1:26.781	43.489	2:10.270 **(3)**	82.04	0.897	15:58:56.838
4 -	***1:26.135***	43.516	2:09.651 **(2)**	82.43	0.278	16:01:06.489
5 -	1:26.244	43.129	***2:09.373*** **(1)**	***82.61***		***16:03:15.862***
6 -	1:26.857	43.734	2:10.591	81.84	1.218	16:05:26.453
7 -	1:28.411	44.314	2:12.725	80.52	3.352	16:07:39.178

P10 888 U Paul FAGG Yamaha R1 4C8

IDEAL LAP TIME : 2:10.891 BEST LAP TIME : 2:11.787 DIFFERENCE : 0.896

LAP	SECTOR 1	SECTOR 2	LAP TIME	MPH	DIFF	TIME OF DAY
1 -		44.250	2:21.231	75.67	9.444	15:54:41.231
2 -	1:28.182	***43.766***	2:11.948 **(3)**	81.00	0.161	15:56:53.179
3 -	1:27.995	44.747	2:12.742	80.51	0.955	15:59:05.921
4 -	1:27.565	44.322	2:11.887 **(2)**	81.03	0.100	16:01:17.808
5 -	1:27.820	44.325	2:12.145	80.88	0.358	16:03:29.953
6 -	1:27.986	44.821	2:12.807	80.47	1.020	16:05:42.760
7 -	***1:27.125***	44.662	***2:11.787*** **(1)**	***81.10***		***16:07:54.547***

BMCRC - MRO Championships - Rnd 5 @ Snetterton 300

Thunderbike Ultra & Extreme

RACE 15 - SECTOR ANALYSIS

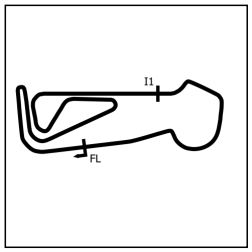

SECTOR 1 = FL to I1, SECTOR 2 = I1 to FL, DIFF = Difference To Personal Best Lap, P = Crossed Finish Line in Pit Lane, D = Time Disallowed

P11 1 U Tyler DONOVAN Kawasaki ZX10R

IDEAL LAP TIME : 1:58.597 BEST LAP TIME : 1:59.200 DIFFERENCE : 0.603

LAP	SECTOR 1	SECTOR 2	LAP TIME	MPH	DIFF	TIME OF DAY
1 -		40.441	2:05.364	85.25	6.164	15:54:25.364
2 -	1:19.358	***40.042***	1:59.400 **(2)**	89.51	0.200	15:56:24.764
3 -	***1:18.555***	40.645	***1:59.200*** **(1)**	***89.66***		***15:58:23.964***
4 -	1:19.131					

Weather / Track : Bright / Dry

Snetterton 300: 2.9689 miles
Date: 28/06/2026 Start: 15:52 Finish: 16:06

BMCRC - MRO Championships - Rnd 5 @ Snetterton 300

Thunderbike Ultra & Extreme

RACE 15 - BEST SECTORS

	SECTOR 1		SECTOR 2	
POS	NO	TIME	NO	TIME
1	**1**	**1:18.555**	**530**	**39.587**
2	**530**	**1:18.588**	**1**	**40.042**
3	**85**	**1:19.326**	**69**	**40.323**
4	**69**	**1:20.511**	**85**	**40.354**
5	**77**	**1:22.013**	**77**	**40.849**
6	**82**	**1:22.370**	**82**	**41.093**
7	**48**	**1:22.384**	**48**	**41.910**
8	**41**	**1:24.028**	**373**	**42.155**
9	**373**	**1:24.192**	**41**	**42.305**
10	**12**	**1:26.135**	**12**	**42.934**
11	**888**	**1:27.125**	**888**	**43.766**
12				

IDEAL / BEST COMPARISON

				IDEAL	BEST	DIFF
			PERFECT LAP	**1:58.142**		
1	**530**	CREASEY		1:58.175	1:58.780	**0.605**
2	**1**	DONOVAN		1:58.597	1:59.200	**0.603**
3	**85**	WOOD		1:59.680	1:59.992	**0.312**
4	**69**	RUSSO		2:00.834	2:00.834	**0.000**
5	**77**	MAY		2:02.862	2:03.495	**0.633**
6	**82**	HINNELLS		2:03.463	2:03.463	**0.000**
7	**48**	WALLIS		2:04.294	2:04.523	**0.229**
8	**41**	ABRAHAM		2:06.333	2:06.365	**0.032**
9	**373**	EAGLING		2:06.347	2:06.573	**0.226**
10	**12**	HOULDEN		2:09.069	2:09.373	**0.304**
11	**888**	FAGG		2:10.891	2:11.787	**0.896**

Weather / Track : Bright / Dry

Snetterton 300: 2.9689 miles
Date: 28/06/2026 Start: 15:52 Finish: 16:06

Results can be found at www.tsl-timing.com

Printed - 16:08 Sunday, 28 June 2026

BMCRC - MRO Championships - Rnd 5 @ Snetterton 300

Thunderbike Ultra & Extreme

RACE 15 - STATISTICS

Competitors Started	12
Planned Start	2026-06-28 @ 15:40:00.000
Actual Start	2026-06-28 @ 15:52:19.999
Finish Time	2026-06-28 @ 16:06:19.284
Track Length	2.9689mi.
Total Laps	73
Total Distance Covered	216.7305mi.

Session Fastest Lap History

NO	CL	NAME	LAP TIME	TIME OF DAY	LAP	VEHICLE
1	U	**Tyler DONOVAN**	**1:59.400**	15:56:24.764	2	Kawasaki ZX10R
530	U	**Morgan CREASEY**	**1:59.334**	15:56:25.089	2	Suzuki GSXR 750
530	U	**Morgan CREASEY**	**1:58.780**	15:58:23.869	3	Suzuki GSXR 750

Session Leader History

NO	CL	NAME	FROM LAP	LAPS LED	DISTANCE	VEHICLE
1	U	**Tyler DONOVAN**	1	2	5.93 miles	Kawasaki ZX10R
530	U	**Morgan CREASEY**	3	5	14.84 miles	Suzuki GSXR 750

Flag History

TYPE	TIME OF DAY
GREEN	15:52:19.999
FINISH	16:06:19.284

Flag Statistics

TYPE	COUNT	TOTAL LAPS	TOTAL TIME
Green	1	7	15:56.550
Red	0	0	0.000
Safety Car	0	0	0.000
FCY	0	0	0.000

BMCRC - MRO Championships - Rnd 5 @ Snetterton 300

Thunderbike Ultra & Extreme

RACE 15 - STATISTICS

CLASS : E

6 Starters

Fastest Lap History

NO	NAME	LAP TIME	TIME OF DAY	LAP	VEHICLE
69	**Tony RUSSO**	**2:00.834**	15:56:28.399	2	Suzuki GSXR 750

Leader History

NO	NAME	FROM LAP	LAPS LED	DISTANCE	VEHICLE
69	**Tony RUSSO**	1	7	20.78 miles	Suzuki GSXR 750

BMCRC - MRO Championships - Rnd 5 @ Snetterton 300

Thunderbike Ultra & Extreme

RACE 15 - STATISTICS

CLASS : U

6 Starters

Fastest Lap History

NO	NAME	LAP TIME	TIME OF DAY	LAP	VEHICLE
1	**Tyler DONOVAN**	**1:59.400**	15:56:24.764	2	Kawasaki ZX10R
530	**Morgan CREASEY**	**1:59.334**	15:56:25.089	2	Suzuki GSXR 750
530	**Morgan CREASEY**	**1:58.780**	15:58:23.869	3	Suzuki GSXR 750

Leader History

NO	NAME	FROM LAP	LAPS LED	DISTANCE	VEHICLE
1	**Tyler DONOVAN**	1	2	5.93 miles	Kawasaki ZX10R
530	**Morgan CREASEY**	3	5	14.84 miles	Suzuki GSXR 750

BMCRC THUNDERBIKE SPORT

BMCRC SUPERTWINS

THE CLOTHING KINGS
BMCRC THUNDERBIKE SPORT |
TW SUSPENSION BMCRC SUPERTWINS

BMCRC-MRO Championships – Round 5

Snetterton 300

27th / 28th June 2026

Timing & Results Provided by Timing Solutions Ltd

www.tsl-timing.com

Snetterton 300 Circuit

Norwich, Norfolk, UK

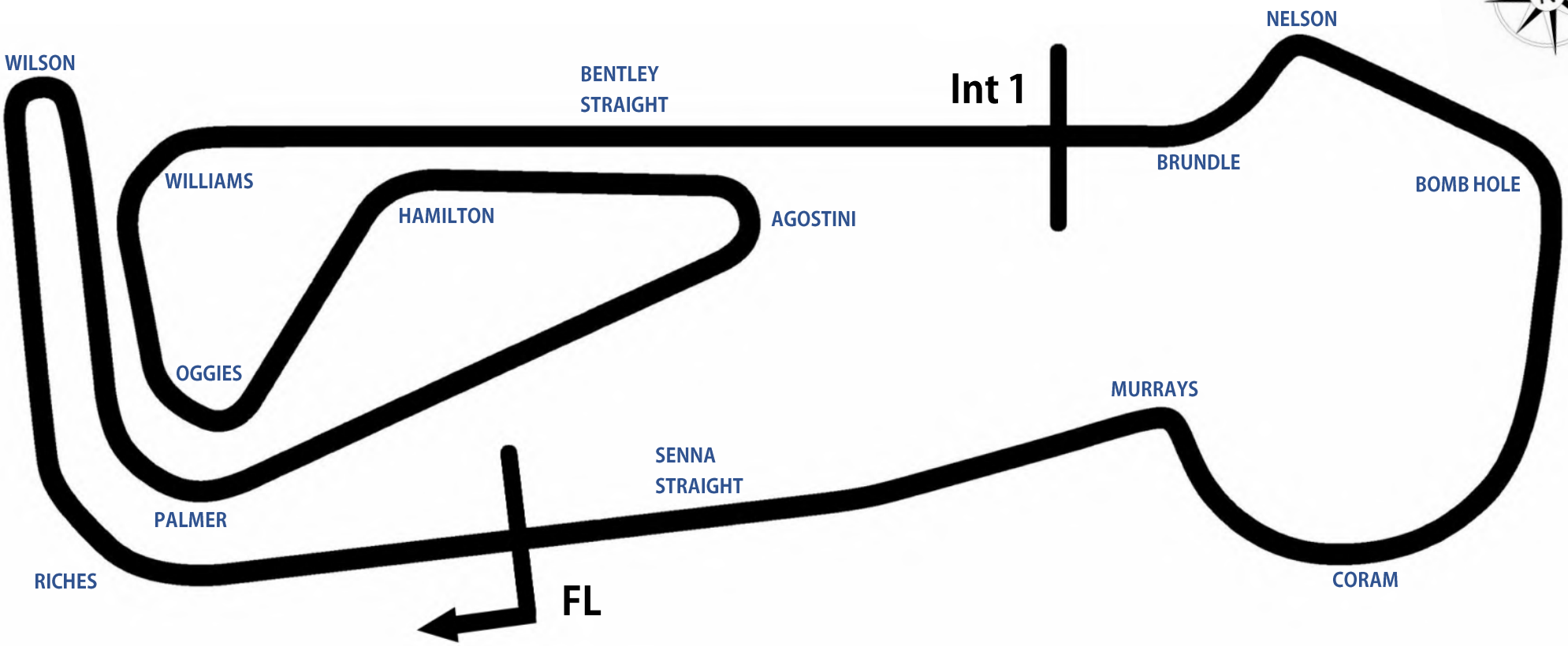

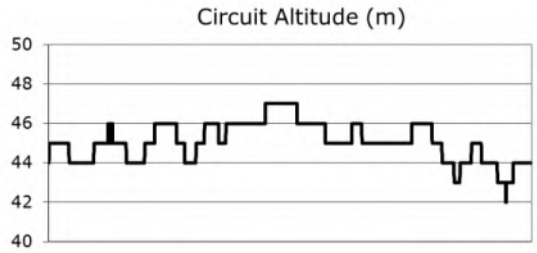

Length	2.9689 miles | 4.778 km | 4778.0 m		
FL		52.46340 N	0.94476 E
Int 1	3198m	52.46617 N	0.94964 E
Pit Entry	4572m	52.46364 N	0.94774 E
Pit Exit	40m after FL	52.46338 N	0.94420 E
Pit Entry - Pit Exit	246m, 17.7S @ 50kph, 14.7s @ 60kph		

Results & Live Timing available at – www.tsl-timing.com

Updated - 14/03/2024 14:52

BMCRC - MRO Championships - Rnd 5 @ Snetterton 300

Thunderbike Sport & Supertwins

QUALIFYING - CLASSIFICATION

POS	NO	CL	PIC	NAME	ENTRY	TIME	ON	LAPS	GAP	DIFF	MPH
1	**54**		1	**Adam JAMISON**	Yamaha R6 - Hazel Tree Estates LTD	**2:26.150**	4	4			73.13
2	**9**		2	**David LANGLEY**	Honda CBR600 - DL Racing	**2:26.398**	4	4	**0.248**	0.248	73.00
3	**7**	TWINS	1	**Travis ROOKER**	Aprilia RS660 - Swedish car connection	**2:26.986**	4	4	**0.836**	0.588	72.71
4	**530**		3	**Morgan CREASEY**	Suzuki GSXR 600 - Green plant	**2:27.358**	4	4	**1.208**	0.372	72.53
5	**11**		4	**Josh HARVEY**	Yamaha R6 - NR Racing	**2:27.403**	4	4	**1.253**	0.045	72.50
6	**66**	TWINS	2	**Mitch DUCRAN**	Yamaha R7 - JP Haulage / Black Widow Exhausts	**2:32.489**	2	3	**6.339**	5.086	70.09
7	**27**	TWINS	3	**Ben BROWN**	Triumph DAYTONA 660 - Hunts Motorcycles	**2:35.799**	4	4	**9.649**	3.310	68.60
8	**4**		5	**Hayden KILLWORTH**	Suzuki GSXR - GreenPlantUK, Helmet City, M.S Racing	**2:35.934**	4	4	**9.784**	0.135	68.54
9	**35**	TWINS	4	**Stuart THURTLE**	Aprilia RS660 - STRacing TeamTortoise / DWP	**2:36.091**	4	4	**9.941**	0.157	68.47
10	**333**		6	**Andrew HOUGHTON**	Suzuki TL1000S - Techoir & The Bike Experience	**2:36.579**	4	4	**10.429**	0.488	68.25
11	**109**		7	**Logan PARSONS**	Suzuki SV650 - IMP Racing & Log Racing	**2:37.884**	4	4	**11.734**	1.305	67.69
12	**69**		8	**Terry SMITH**	Yamaha R6 - Staxson racing	**2:38.853**	4	4	**12.703**	0.969	67.28
13	**5**		9	**Logan STONE**	Yamaha R6 -	**2:38.965**	4	4	**12.815**	0.112	67.23
14	**786**	TWINS	5	**Ben MIETUS**	Yamaha R7 - Hunts Motorcycles	**2:39.859**	4	4	**13.709**	0.894	66.85
15	**153**		10	**Jordan KILLWORTH**	Suzuki GSX-R600 - Greenplant/Pass Bike/M.S Racing	**2:40.006**	4	4	**13.856**	0.147	66.79
16	**75**		11	**Stewart MAY**	Honda CBR600F3 - JOE'S taxidermy, You Snuff 'em ,M	**2:40.166**	4	4	**14.016**	0.160	66.73
17	**73**	TWINS	6	**David RANSOME**	Suzuki GSX8S - Hunts Motorcycles	**2:42.093**	4	4	**15.943**	1.927	65.93
18	**131**		12	**Nicholas KINGSTONE**	Suzuki GSXR600 -	**2:42.787**	3	3	**16.637**	0.694	65.65
19	**181**	TWINS	7	**David WILTON**	Aprilia RS660 - Martham auto centre	**2:43.927**	4	4	**17.777**	1.140	65.20
20	**172**		13	**Andrew ROBINSON**	Yamaha YZF R6 -	**2:44.711**	4	4	**18.561**	0.784	64.88
21	**402**		14	**Kaine FARR**	Suzuki GSXR - The Elms B&B Snetterton	**2:44.828**	3	4	**18.678**	0.117	64.84
22	**46**	TWINS	8	**Isobel CARTER**	Yamaha R7 - Celtic Yamaha	**2:46.065**	3	3	**19.915**	1.237	64.36
23	**96**	TWINS	9	**Jared OAKLEY**	Kawasaki ER6 -	**2:48.286**	2	4	**22.136**	2.221	63.51
24	**679**		15	**Gene GOODRUM**	Suzuki GSXR 600 - Emerson Crane Hire	**2:51.181**	3	3	**25.031**	2.895	62.43
25	**64**		16	**Rob SALTMER**	Kawasaki ZX6R - UNION JACKED/M-FIRE/COPES RE			0			
26	**21**	TWINS	10	**Toby FINNIS**	Triumph DAYTONA 660 - JPG Racing			0			

Weather / Track : Bright / Drying

These results are provisional until the conclusion of any judicial and technical matters.

Date: 27/06/2026 Start: 08:59 Finish: 09:09

Snetterton 300: 2.9689 miles

Clerk Of Course: Caroline Patterson / Tony MacBride	Timekeeper: Craig Smith	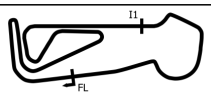

Results can be found at www.tsl-timing.com

Printed - 09:14 Saturday, 27 June 2026

TSL SPORTS TIMING
TIMING SOLUTIONS LTD

BMCRC - MRO Championships - Rnd 5 @ Snetterton 300

Thunderbike Sport & Supertwins

QUALIFYING - SECTOR ANALYSIS

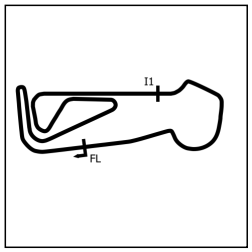

SECTOR 1 = FL to I1, SECTOR 2 = I1 to FL, DIFF = Difference To Personal Best Lap, P = Crossed Finish Line in Pit Lane, D = Time Disallowed

P1 54 Adam JAMISON — Yamaha R6 - Hazel Tree Estates LTD

IDEAL LAP TIME : 2:26.150 BEST LAP TIME : 2:26.150 DIFFERENCE : 0.000

LAP	SECTOR 1	SECTOR 2	LAP TIME		MPH	DIFF	TIME OF DAY
1 -	1:43.654	53.880	2:37.534		67.84	11.384	09:02:50.407
2 -	1:41.609	50.875	2:32.484	(3)	70.09	6.334	09:05:22.891
3 -	1:38.968	50.064	2:29.032	(2)	71.71	2.882	09:07:51.923
4 -	***1:36.906***	***49.244***	***2:26.150***	**(1)**	***73.13***		***09:10:18.073***

P2 9 David LANGLEY — Honda CBR600 - DL Racing

IDEAL LAP TIME : 2:26.398 BEST LAP TIME : 2:26.398 DIFFERENCE : 0.000

LAP	SECTOR 1	SECTOR 2	LAP TIME		MPH	DIFF	TIME OF DAY
1 -	1:52.647	54.861	2:47.508		63.80	21.110	09:03:13.444
2 -	1:42.670	51.570	2:34.240	(3)	69.29	7.842	09:05:47.684
3 -	1:39.374	50.141	2:29.515	(2)	71.48	3.117	09:08:17.199
4 -	***1:37.411***	***48.987***	***2:26.398***	**(1)**	***73.00***		***09:10:43.597***

P3 7 TWINS Travis ROOKER — Aprilia RS660 - Swedish car connection

IDEAL LAP TIME : 2:26.603 BEST LAP TIME : 2:26.986 DIFFERENCE : 0.383

LAP	SECTOR 1	SECTOR 2	LAP TIME		MPH	DIFF	TIME OF DAY
1 -	1:44.474	54.218	2:38.692		67.35	11.706	09:02:51.502
2 -	1:40.355	50.637	2:30.992	(3)	70.78	4.006	09:05:22.494
3 -	1:37.353	***49.796***	2:27.149	(2)	72.63	0.163	09:07:49.643
4 -	***1:36.807***	50.179	***2:26.986***	**(1)**	***72.71***		***09:10:16.629***

P4 530 Morgan CREASEY — Suzuki GSXR 600 - Green plant

IDEAL LAP TIME : 2:27.358 BEST LAP TIME : 2:27.358 DIFFERENCE : 0.000

LAP	SECTOR 1	SECTOR 2	LAP TIME		MPH	DIFF	TIME OF DAY
1 -	1:43.452	54.882	2:38.334		67.50	10.976	09:03:32.753
2 -	1:42.607	51.111	2:33.718	(3)	69.53	6.360	09:06:06.471
3 -	1:38.296	50.774	2:29.070	(2)	71.69	1.712	09:08:35.541
4 -	***1:37.581***	***49.777***	***2:27.358***	**(1)**	***72.53***		***09:11:02.899***

P5 11 Josh HARVEY — Yamaha R6 - NR Racing

IDEAL LAP TIME : 2:27.403 BEST LAP TIME : 2:27.403 DIFFERENCE : 0.000

LAP	SECTOR 1	SECTOR 2	LAP TIME		MPH	DIFF	TIME OF DAY
1 -	1:57.549	56.925	2:54.474		61.25	27.071	09:03:19.641
2 -	1:46.063	54.407	2:40.470	(3)	66.60	13.067	09:06:00.111
3 -	1:43.728	51.150	2:34.878	(2)	69.00	7.475	09:08:34.989
4 -	***1:37.904***	***49.499***	***2:27.403***	**(1)**	***72.50***		***09:11:02.392***

P6 66 TWINS Mitch DUCRAN — Yamaha R7 - JP Haulage / Black Widow Exhausts

IDEAL LAP TIME : 2:31.302 BEST LAP TIME : 2:32.489 DIFFERENCE : 1.187

LAP	SECTOR 1	SECTOR 2	LAP TIME		MPH	DIFF	TIME OF DAY
1 -	OUTLAP	***50.196***	2:36.873		68.13	4.384	09:05:37.460
2 -	***1:41.106***	51.383	***2:32.489***	**(1)**	***70.09***		***09:08:09.949***
3 -	1:42.209	50.734	2:32.943	(2)	69.88	0.454	09:10:42.892

P7 27 TWINS Ben BROWN — Triumph DAYTONA 660 - Hunts Motorcycles

IDEAL LAP TIME : 2:35.799 BEST LAP TIME : 2:35.799 DIFFERENCE : 0.000

LAP	SECTOR 1	SECTOR 2	LAP TIME		MPH	DIFF	TIME OF DAY
1 -	1:51.606	55.070	2:46.676		64.12	10.877	09:02:59.970
2 -	1:47.745	53.058	2:40.803	(3)	66.46	5.004	09:05:40.773
3 -	1:45.275	52.875	2:38.150	(2)	67.58	2.351	09:08:18.923
4 -	***1:44.348***	***51.451***	***2:35.799***	**(1)**	***68.60***		***09:10:54.722***

BMCRC - MRO Championships - Rnd 5 @ Snetterton 300

Thunderbike Sport & Supertwins

QUALIFYING - SECTOR ANALYSIS

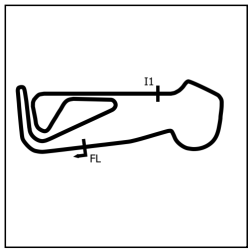

SECTOR 1 = FL to I1, SECTOR 2 = I1 to FL, DIFF = Difference To Personal Best Lap, P = Crossed Finish Line in Pit Lane, D = Time Disallowed

P8 4 Hayden KILLWORTH — Suzuki GSXR - GreenPlantUK, Helmet City, M.S Racing, Nan, F

IDEAL LAP TIME : 2:35.934 BEST LAP TIME : 2:35.934 DIFFERENCE : 0.000

LAP	SECTOR 1	SECTOR 2	LAP TIME		MPH	DIFF	TIME OF DAY
1 -	1:50.813	56.185	2:46.998		64.00	11.064	09:03:50.755
2 -	1:46.520	54.584	2:41.104	(3)	66.34	5.170	09:06:31.859
3 -	1:44.218	53.757	2:37.975	(2)	67.65	2.041	09:09:09.834
4 -	***1:43.810***	***52.124***	***2:35.934***	***(1)***	***68.54***		***09:11:45.768***

P9 35 TWINS Stuart THURTLE — Aprilia RS660 - STRacing TeamTortoise / DWP

IDEAL LAP TIME : 2:36.091 BEST LAP TIME : 2:36.091 DIFFERENCE : 0.000

LAP	SECTOR 1	SECTOR 2	LAP TIME		MPH	DIFF	TIME OF DAY
1 -	1:52.019	56.114	2:48.133		63.56	12.042	09:03:06.403
2 -	1:44.597	53.668	2:38.265	(3)	67.53	2.174	09:05:44.668
3 -	1:44.027	52.539	2:36.566	(2)	68.26	0.475	09:08:21.234
4 -	***1:43.562***	***52.529***	***2:36.091***	***(1)***	***68.47***		***09:10:57.325***

P10 333 Andrew HOUGHTON — Suzuki TL1000S - Techoir & The Bike Experience

IDEAL LAP TIME : 2:36.579 BEST LAP TIME : 2:36.579 DIFFERENCE : 0.000

LAP	SECTOR 1	SECTOR 2	LAP TIME		MPH	DIFF	TIME OF DAY
1 -	OUTLAP	57.065	2:51.368		62.36	14.789	09:03:17.872
2 -	1:47.461	53.822	2:41.283	(3)	66.26	4.704	09:05:59.155
3 -	1:44.641	53.162	2:37.803	(2)	67.73	1.224	09:08:36.958
4 -	***1:43.571***	***53.008***	***2:36.579***	***(1)***	***68.25***		***09:11:13.537***

P11 109 Logan PARSONS — Suzuki SV650 - IMP Racing & Log Racing

IDEAL LAP TIME : 2:37.884 BEST LAP TIME : 2:37.884 DIFFERENCE : 0.000

LAP	SECTOR 1	SECTOR 2	LAP TIME		MPH	DIFF	TIME OF DAY
1 -	1:58.585	1:01.565	3:00.150		59.32	22.266	09:03:19.967
2 -	1:52.799	57.598	2:50.397	(3)	62.72	12.513	09:06:10.364
3 -	1:47.983	55.300	2:43.283	(2)	65.45	5.399	09:08:53.647
4 -	***1:44.806***	***53.078***	***2:37.884***	***(1)***	***67.69***		***09:11:31.531***

P12 69 Terry SMITH — Yamaha R6 - Staxson racing

IDEAL LAP TIME : 2:38.853 BEST LAP TIME : 2:38.853 DIFFERENCE : 0.000

LAP	SECTOR 1	SECTOR 2	LAP TIME		MPH	DIFF	TIME OF DAY
1 -	1:57.913	58.486	2:56.399		60.59	17.546	09:03:12.293
2 -	1:51.007	56.140	2:47.147	(3)	63.94	8.294	09:05:59.440
3 -	1:48.728	53.859	2:42.587	(2)	65.73	3.734	09:08:42.027
4 -	***1:45.744***	***53.109***	***2:38.853***	***(1)***	***67.28***		***09:11:20.880***

P13 5 Logan STONE — Yamaha R6 -

IDEAL LAP TIME : 2:38.965 BEST LAP TIME : 2:38.965 DIFFERENCE : 0.000

LAP	SECTOR 1	SECTOR 2	LAP TIME		MPH	DIFF	TIME OF DAY
1 -	1:51.324	56.089	2:47.413		63.84	8.448	09:03:50.632
2 -	1:45.622	55.380	2:41.002	(2)	66.38	2.037	09:06:31.634
3 -	1:47.589	54.331	2:41.920	(3)	66.00	2.955	09:09:13.554
4 -	***1:45.130***	***53.835***	***2:38.965***	***(1)***	***67.23***		***09:11:52.519***

P14 786 TWINS Ben MIETUS — Yamaha R7 - Hunts Motorcycles

IDEAL LAP TIME : 2:39.859 BEST LAP TIME : 2:39.859 DIFFERENCE : 0.000

LAP	SECTOR 1	SECTOR 2	LAP TIME		MPH	DIFF	TIME OF DAY
1 -	1:59.092	1:02.116	3:01.208		58.98	21.349	09:03:21.043
2 -	1:51.724	54.738	2:46.462	(3)	64.20	6.603	09:06:07.505
3 -	1:47.140	54.552	2:41.692	(2)	66.10	1.833	09:08:49.197
4 -	***1:45.963***	***53.896***	***2:39.859***	***(1)***	***66.85***		***09:11:29.056***

BMCRC - MRO Championships - Rnd 5 @ Snetterton 300

Thunderbike Sport & Supertwins

QUALIFYING - SECTOR ANALYSIS

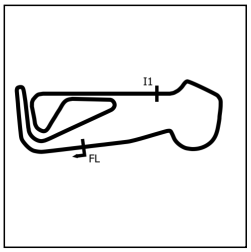

SECTOR 1 = FL to I1, SECTOR 2 = I1 to FL, DIFF = Difference To Personal Best Lap, P = Crossed Finish Line in Pit Lane, D = Time Disallowed

P15 153 Jordan KILLWORTH — Suzuki GSX-R600 - Greenplant/Pass Bike/M.S Racing

IDEAL LAP TIME : 2:40.006 BEST LAP TIME : 2:40.006 DIFFERENCE : 0.000

LAP	SECTOR 1	SECTOR 2	LAP TIME		MPH	DIFF	TIME OF DAY
1 -	1:55.412	58.792	2:54.204		61.35	14.198	09:03:34.260
2 -	1:50.770	55.835	2:46.605	(3)	64.15	6.599	09:06:20.865
3 -	1:47.871	54.807	2:42.678	(2)	65.70	2.672	09:09:03.543
4 -	***1:46.638***	***53.368***	***2:40.006***	**(1)**	***66.79***		***09:11:43.549***

P16 75 Stewart MAY — Honda CBR600F3 - JOE'S taxidermy, You Snuff 'em ,We Stuff 'e

IDEAL LAP TIME : 2:40.166 BEST LAP TIME : 2:40.166 DIFFERENCE : 0.000

LAP	SECTOR 1	SECTOR 2	LAP TIME		MPH	DIFF	TIME OF DAY
1 -	1:59.790	58.139	2:57.929		60.06	17.763	09:03:29.360
2 -	1:50.516	54.255	2:44.771	(3)	64.86	4.605	09:06:14.131
3 -	1:46.603	54.256	2:40.859	(2)	66.44	0.693	09:08:54.990
4 -	***1:46.037***	***54.129***	***2:40.166***	**(1)**	***66.73***		***09:11:35.156***

P17 73 TWINS David RANSOME — Suzuki GSX8S - Hunts Motorcycles

IDEAL LAP TIME : 2:41.911 BEST LAP TIME : 2:42.093 DIFFERENCE : 0.182

LAP	SECTOR 1	SECTOR 2	LAP TIME		MPH	DIFF	TIME OF DAY
1 -	1:53.133	58.820	2:51.953		62.15	9.860	09:03:07.201
2 -	1:50.975	55.377	2:46.352	(3)	64.24	4.259	09:05:53.553
3 -	1:47.733	***54.972***	2:42.705	(2)	65.68	0.612	09:08:36.258
4 -	***1:46.939***	55.154	***2:42.093***	**(1)**	***65.93***		***09:11:18.351***

P18 131 Nicholas KINGSTONE — Suzuki GSXR600 -

IDEAL LAP TIME : 2:42.787 BEST LAP TIME : 2:42.787 DIFFERENCE : 0.000

LAP	SECTOR 1	SECTOR 2	LAP TIME		MPH	DIFF	TIME OF DAY
1 -	1:57.536	59.384	2:56.920	(3)	60.41	14.133	09:03:31.627
2 -	1:52.651	57.732	2:50.383	(2)	62.72	7.596	09:06:22.010
3 -	***1:47.620***	***55.167***	***2:42.787***	**(1)**	***65.65***		***09:09:04.797***
4 -	1:54.018						

P19 181 TWINS David WILTON — Aprilia RS660 - Martham auto centre

IDEAL LAP TIME : 2:43.927 BEST LAP TIME : 2:43.927 DIFFERENCE : 0.000

LAP	SECTOR 1	SECTOR 2	LAP TIME		MPH	DIFF	TIME OF DAY
1 -	2:04.728	58.441	3:03.169		58.35	19.242	09:03:32.789
2 -	1:54.618	56.037	2:50.655	(3)	62.62	6.728	09:06:23.444
3 -	1:51.205	54.818	2:46.023	(2)	64.37	2.096	09:09:09.467
4 -	***1:49.555***	***54.372***	***2:43.927***	**(1)**	***65.20***		***09:11:53.394***

P20 172 Andrew ROBINSON — Yamaha YZF R6 -

IDEAL LAP TIME : 2:44.711 BEST LAP TIME : 2:44.711 DIFFERENCE : 0.000

LAP	SECTOR 1	SECTOR 2	LAP TIME		MPH	DIFF	TIME OF DAY
1 -	2:08.676	1:02.561	3:11.237		55.88	26.526	09:03:38.265
2 -	1:58.317	58.549	2:56.866	(3)	60.43	12.155	09:06:35.131
3 -	1:55.643	55.693	2:51.336	(2)	62.38	6.625	09:09:26.467
4 -	***1:49.458***	***55.253***	***2:44.711***	**(1)**	***64.88***		***09:12:11.178***

P21 402 Kaine FARR — Suzuki GSXR - The Elms B&B Snetterton

IDEAL LAP TIME : 2:44.307 BEST LAP TIME : 2:44.828 DIFFERENCE : 0.521

LAP	SECTOR 1	SECTOR 2	LAP TIME		MPH	DIFF	TIME OF DAY
1 -	2:02.858	1:01.561	3:04.419		57.95	19.591	09:03:31.057
2 -	1:58.153	56.665	2:54.818	(3)	61.13	9.990	09:06:25.875
3 -	***1:48.946***	55.882	***2:44.828***	**(1)**	***64.84***		***09:09:10.703***
4 -	1:53.989	***55.361***	2:49.350	**(2)**	63.11	4.522	09:12:00.053

BMCRC - MRO Championships - Rnd 5 @ Snetterton 300

Thunderbike Sport & Supertwins

QUALIFYING - SECTOR ANALYSIS

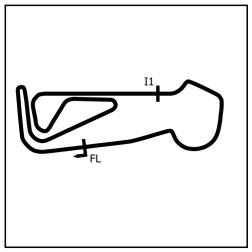

SECTOR 1 = FL to I1, SECTOR 2 = I1 to FL, DIFF = Difference To Personal Best Lap, P = Crossed Finish Line in Pit Lane, D = Time Disallowed

P22 46 TWINS Isobel CARTER — Yamaha R7 - Celtic Yamaha

IDEAL LAP TIME : 2:45.853 BEST LAP TIME : 2:46.065 DIFFERENCE : 0.212

LAP	SECTOR 1	SECTOR 2	LAP TIME		MPH	DIFF	TIME OF DAY
1 -	OUTLAP	56.524	2:53.820		61.48	7.755	09:06:27.838
2 -	1:50.719	***55.572***	2:46.291	**(2)**	64.27	0.226	09:09:14.129
3 -	***1:50.281***	55.784	***2:46.065***	**(1)**	***64.36***		***09:12:00.194***

P23 96 TWINS Jared OAKLEY — Kawasaki ER6 -

IDEAL LAP TIME : 2:48.286 BEST LAP TIME : 2:48.286 DIFFERENCE : 0.000

LAP	SECTOR 1	SECTOR 2	LAP TIME		MPH	DIFF	TIME OF DAY
1 -	2:00.655	58.197	2:58.852		59.75	10.566	09:03:28.875
2 -	***1:51.620***	***56.666***	***2:48.286***	**(1)**	***63.51***		***09:06:17.161***
3 -	1:52.584	58.004	2:50.588	**(2)**	62.65	2.302	09:09:07.749
4 -	1:54.488	57.540	2:52.028	**(3)**	62.12	3.742	09:11:59.777

P24 679 Gene GOODRUM — Suzuki GSXR 600 - Emerson Crane Hire

IDEAL LAP TIME : 2:49.409 BEST LAP TIME : 2:51.181 DIFFERENCE : 1.772

LAP	SECTOR 1	SECTOR 2	LAP TIME		MPH	DIFF	TIME OF DAY
1 -	2:08.264	1:02.387	3:10.651	**(3)**	56.06	19.470	09:03:38.385
2 -	1:55.859	***56.736***	2:52.595	**(2)**	61.92	1.414	09:06:30.980
3 -	1:53.673	57.508	***2:51.181***	**(1)**	***62.43***		***09:09:22.161***
4 -	***1:52.673***						

Weather / Track : Bright / Drying

Snetterton 300: 2.9689 miles
Date: 27/06/2026 Start: 08:59 Finish: 09:09

BMCRC - MRO Championships - Rnd 5 @ Snetterton 300

Thunderbike Sport & Supertwins

QUALIFYING - BEST SECTORS

	SECTOR 1		SECTOR 2	
POS	NO	TIME	NO	TIME
1	**7**	**1:36.807**	**9**	**48.987**
2	**54**	**1:36.906**	**54**	**49.244**
3	**9**	**1:37.411**	**11**	**49.499**
4	**530**	**1:37.581**	**530**	**49.777**
5	**11**	**1:37.904**	**7**	**49.796**
6	**66**	**1:41.106**	**66**	**50.196**
7	**35**	**1:43.562**	**27**	**51.451**
8	**333**	**1:43.571**	**4**	**52.124**
9	**4**	**1:43.810**	**35**	**52.529**
10	**27**	**1:44.348**	**333**	**53.008**
11	**109**	**1:44.806**	**109**	**53.078**
12	**5**	**1:45.130**	**69**	**53.109**
13	**69**	**1:45.744**	**153**	**53.368**
14	**786**	**1:45.963**	**5**	**53.835**
15	**75**	**1:46.037**	**786**	**53.896**
16	**153**	**1:46.638**	**75**	**54.129**
17	**73**	**1:46.939**	**181**	**54.372**
18	**131**	**1:47.620**	**73**	**54.972**
19	**402**	**1:48.946**	**131**	**55.167**
20	**172**	**1:49.458**	**172**	**55.253**
21	**181**	**1:49.555**	**402**	**55.361**
22	**46**	**1:50.281**	**46**	**55.572**
23	**96**	**1:51.620**	**96**	**56.666**
24	**679**	**1:52.673**	**679**	**56.736**
25				
26				

IDEAL / BEST COMPARISON

POS	NO	NAME	IDEAL	BEST	DIFF
		PERFECT LAP	**2:25.794**		
1	**54**	JAMISON	2:26.150	2:26.150	**0.000**
2	**9**	LANGLEY	2:26.398	2:26.398	**0.000**
3	**7**	ROOKER	2:26.603	2:26.986	**0.383**
4	**530**	CREASEY	2:27.358	2:27.358	**0.000**
5	**11**	HARVEY	2:27.403	2:27.403	**0.000**
6	**66**	DUCRAN	2:31.302	2:32.489	**1.187**
7	**27**	BROWN	2:35.799	2:35.799	**0.000**
8	**4**	KILLWORTH	2:35.934	2:35.934	**0.000**
9	**35**	THURTLE	2:36.091	2:36.091	**0.000**
10	**333**	HOUGHTON	2:36.579	2:36.579	**0.000**
11	**109**	PARSONS	2:37.884	2:37.884	**0.000**
12	**69**	SMITH	2:38.853	2:38.853	**0.000**
13	**5**	STONE	2:38.965	2:38.965	**0.000**
14	**786**	MIETUS	2:39.859	2:39.859	**0.000**
15	**153**	KILLWORTH	2:40.006	2:40.006	**0.000**
16	**75**	MAY	2:40.166	2:40.166	**0.000**
17	**73**	RANSOME	2:41.911	2:42.093	**0.182**
18	**131**	KINGSTONE	2:42.787	2:42.787	**0.000**
19	**181**	WILTON	2:43.927	2:43.927	**0.000**
20	**402**	FARR	2:44.307	2:44.828	**0.521**
21	**172**	ROBINSON	2:44.711	2:44.711	**0.000**
22	**46**	CARTER	2:45.853	2:46.065	**0.212**
23	**96**	OAKLEY	2:48.286	2:48.286	**0.000**
24	**679**	GOODRUM	2:49.409	2:51.181	**1.772**

Weather / Track : Bright / Drying

Snetterton 300: 2.9689 miles
Date: 27/06/2026 Start: 08:59 Finish: 09:09

Results can be found at www.tsl-timing.com

Printed - 09:14 Saturday, 27 June 2026

BMCRC - MRO Championships - Rnd 5 @ Snetterton 300

Thunderbike Sport & Supertwins

QUALIFYING - STATISTICS

Competitors Started	26
Planned Start	2026-06-27 @ 09:00:00.000
Actual Start	2026-06-27 @ 08:59:58.124
Finish Time	2026-06-27 @ 09:09:53.782
Track Length	2.9689mi.
Total Laps	92
Total Distance Covered	273.1398mi.

Session Fastest Lap History

NO	CL	NAME	LAP TIME	TIME OF DAY	LAP	VEHICLE
54		**Adam JAMISON**	**2:37.534**	09:02:50.407	1	Yamaha R6
7	TWINS	**Travis ROOKER**	**2:30.992**	09:05:22.494	2	Aprilia RS660
7	TWINS	**Travis ROOKER**	**2:27.149**	09:07:49.643	3	Aprilia RS660
7	TWINS	**Travis ROOKER**	**2:26.986**	09:10:16.629	4	Aprilia RS660
54		**Adam JAMISON**	**2:26.150**	09:10:18.073	4	Yamaha R6

Flag History

TYPE	TIME OF DAY
GREEN	08:59:58.124
FINISH	09:09:53.782

Flag Statistics

TYPE	COUNT	TOTAL LAPS	TOTAL TIME
Green	1	4	12:58.460
Red	0	0	0.000
Safety Car	0	0	0.000
FCY	0	0	0.000

Weather / Track : Bright / Drying

Snetterton 300: 2.9689 miles
Date: 27/06/2026 Start: 08:59 Finish: 09:09

BMCRC - MRO Championships - Rnd 5 @ Snetterton 300

Thunderbike Sport & Supertwins

QUALIFYING - STATISTICS

CLASS : 16 Starters

Fastest Lap History

NO	NAME	LAP TIME	TIME OF DAY	LAP	VEHICLE
54	**Adam JAMISON**	**2:37.534**	09:02:50.407	1	Yamaha R6
54	**Adam JAMISON**	**2:32.484**	09:05:22.891	2	Yamaha R6
54	**Adam JAMISON**	**2:29.032**	09:07:51.923	3	Yamaha R6
54	**Adam JAMISON**	**2:26.150**	09:10:18.073	4	Yamaha R6

BMCRC - MRO Championships - Rnd 5 @ Snetterton 300

Thunderbike Sport & Supertwins

QUALIFYING - STATISTICS

CLASS : TWINS

10 Starters

Fastest Lap History

NO	NAME	LAP TIME	TIME OF DAY	LAP	VEHICLE
7	**Travis ROOKER**	**2:38.692**	09:02:51.502	1	Aprilia RS660
7	**Travis ROOKER**	**2:30.992**	09:05:22.494	2	Aprilia RS660
7	**Travis ROOKER**	**2:27.149**	09:07:49.643	3	Aprilia RS660
7	**Travis ROOKER**	**2:26.986**	09:10:16.629	4	Aprilia RS660

BMCRC - MRO Championships - Rnd 5 @ Snetterton 300

Thunderbike Sport & Supertwins

RACE 1 - GRID (5 Laps)



These results are provisional until the conclusion of any judicial and technical matters.

Snetterton 300: 2.9689 miles

Clerk Of Course: Caroline Patterson / Tony MacBride	Timekeeper: Craig Smith	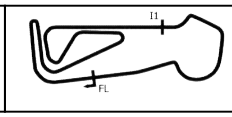

Results can be found at www.tsl-timing.com

Printed - 09:16 Saturday, 27 June 2026

BMCRC - MRO Championships - Rnd 5 @ Snetterton 300

Thunderbike Sport & Supertwins

RACE 1 - CLASSIFICATION

Race Distance: 5 Laps / 14.84 miles

POS	NO	CL	PIC	NAME	ENTRY	LAPS	TIME	GAP	DIFF	MPH	BEST	ON	GRD	↑↓
1	**11**		1	**Josh HARVEY**	Yamaha R6 - NR Racing	**5**	10:15.227			86.86	**2:00.664**	4	5	4
2	**66**	TWINS	1	**Mitch DUCRAN**	Yamaha R7 - JP Haulage / Black Widow Exhausts	**5**	10:20.075	**4.848**	4.848	86.18	**2:02.027**	3	6	4
3	**54**		2	**Adam JAMISON**	Yamaha R6 - Hazel Tree Estates LTD	**5**	10:21.664	**6.437**	1.589	85.96	**2:02.699**	3	1	-2
4	**530**		3	**Morgan CREASEY**	Suzuki GSXR 600 - Green plant	**5**	10:21.770	**6.543**	0.106	85.94	**2:02.414**	5	4	0
5	**7**	TWINS	2	**Travis ROOKER**	Aprilia RS660 - Swedish car connection	**5**	10:27.595	**12.368**	5.825	85.15	**2:03.811**	5	3	-2
6	**27**	TWINS	3	**Ben BROWN**	Triumph DAYTONA 660 - Hunts Motorcycles	**5**	10:27.614	**12.387**	0.019	85.14	**2:03.696**	5	7	1
7	**5**		4	**Logan STONE**	Yamaha R6 -	**5**	10:40.699	**25.472**	13.085	83.40	**2:05.748**	3	13	6
8	**153**		5	**Jordan KILLWORTH**	Suzuki GSX-R600 - Greenplant/Pass Bike/M.S Racing	**5**	10:41.034	**25.807**	0.335	83.36	**2:05.766**	4	15	7
9	**21**	TWINS	4	**Toby FINNIS**	Triumph DAYTONA 660 - JPG Racing	**5**	10:41.068	**25.841**	0.034	83.36	**2:05.585**	2	26	17
10	**4**		6	**Hayden KILLWORTH**	Suzuki GSXR - GreenPlantUK, Helmet City, M.S Racing, Nar	**5**	10:41.206	**25.979**	0.138	83.34	**2:06.338**	3	8	-2
11	**64**		7	**Rob SALTMER**	Kawasaki ZX6R - UNION JACKED/M-FIRE/COPES READY!	**5**	10:41.657	**26.430**	0.451	83.28	**2:05.952**	4	25	14
12	**9**		8	**David LANGLEY**	Honda CBR600 - DL Racing	**5**	10:41.765	**26.538**	0.108	83.27	**2:06.361**	3	2	-10
13	**69**		9	**Terry SMITH**	Yamaha R6 - Staxson racing	**5**	10:49.100	**33.873**	7.335	82.32	**2:07.629**	4	12	-1
14	**402**		10	**Kaine FARR**	Suzuki GSXR - The Elms B&B Snetterton	**5**	10:56.364	**41.137**	7.264	81.41	**2:07.047**	4	21	7
15	**131**		11	**Nicholas KINGSTONE**	Suzuki GSXR600 -	**5**	10:56.830	**41.603**	0.466	81.36	**2:08.999**	5	18	3
16	**333**		12	**Andrew HOUGHTON**	Suzuki TL1000S - Techoir & The Bike Experience	**5**	11:06.360	**51.133**	9.530	80.19	**2:10.745**	4	10	-6
17	**73**	TWINS	5	**David RANSOME**	Suzuki GSX8S - Hunts Motorcycles	**5**	11:07.093	**51.866**	0.733	80.10	**2:10.394**	5	17	0
18	**75**		13	**Stewart MAY**	Honda CBR600F3 - JOE'S taxidermy, You Snuff 'em ,We Stu	**5**	11:07.687	**52.460**	0.594	80.03	**2:11.516**	5	16	-2
19	**109**		14	**Logan PARSONS**	Suzuki SV650 - IMP Racing & Log Racing	**5**	11:11.732	**56.505**	4.045	79.55	**2:12.403**	3	11	-8
20	**162**		15	**Max PRIESTLEY**	Suzuki SV650 -	**5**	11:11.817	**56.590**	0.085	79.54	**2:12.048**	2	28	8
21	**511**		16	**William BARRETT**	Suzuki SV650 - RSP Underground Services	**5**	11:23.706	**1:08.479**	11.889	78.16	**2:12.747**	3	30	9
22	**164**		17	**Adam FEARNLEY**	Suzuki SV 650 -	**5**	11:23.782	**1:08.555**	0.076	78.15	**2:13.768**	4	29	7
23	**35**	TWINS	6	**Stuart THURTLE**	Aprilia RS660 - STRacing TeamTortoise / DWP	**5**	11:30.443	**1:15.216**	6.661	77.40	**2:14.537**	4	9	-14
24	**172**		18	**Andrew ROBINSON**	Yamaha YZF R6 -	**5**	11:36.425	**1:21.198**	5.982	76.73	**2:14.382**	4	20	-4
25	**181**	TWINS	7	**David WILTON**	Aprilia RS660 - Martham auto centre	**5**	11:36.470	**1:21.243**	0.045	76.73	**2:15.827**	5	19	-6
26	**46**	TWINS	8	**Isobel CARTER**	Yamaha R7 - Celtic Yamaha	**5**	11:40.759	**1:25.532**	4.289	76.26	**2:16.772**	5	22	-4
27	**679**		19	**Gene GOODRUM**	Suzuki GSXR 600 - Emerson Crane Hire	**5**	11:52.020	**1:36.793**	11.261	75.05	**2:19.323**	3	24	-3
28	**786**	TWINS	9	**Ben MIETUS**	Yamaha R7 - Hunts Motorcycles	**5**	11:53.355	**1:38.128**	1.335	74.91	**2:20.208**	4	14	-14
29	**96**	TWINS	10	**Jared OAKLEY**	Kawasaki ER6 -	**5**	12:15.216	**1:59.989**	21.861	72.68	**2:23.298**	2	23	-6

FASTEST LAP

11		**Josh HARVEY**	Yamaha R6 - NR Racing	**4**	2:00.664	88.57 mph	142.55 kph
66	TWINS	**Mitch DUCRAN**	Yamaha R7 - JP Haulage / Black Widow Exhausts	**3**	2:02.027	87.58 mph	140.95 kph

Class - 92.5% of Race Speed = 80.34 mph
Class TWINS - 92.5% of Race Speed = 79.71 mph

Weather / Track : Bright / Dry
These results are provisional until the conclusion of any judicial and technical matters.

Date: 27/06/2026 Start: 11:30 Finish: 11:40
Snetterton 300: 2.9689 miles

Clerk Of Course: Caroline Patterson / Tony MacBride	Timekeeper: Craig Smith	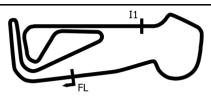

Results can be found at www.tsl-timing.com

Printed - 11:43 Saturday, 27 June 2026

BMCRC - MRO Championships - Rnd 5 @ Snetterton 300

Thunderbike Sport & Supertwins

RACE 1 - LAP CHART

LAP 1	@ 11:32:33.572	
NO	BEHIND	LAP TIME
54		2:08.983
66	0.274	2:09.257
11	0.558	2:09.541
7	1.503	2:10.486
530	1.966	2:10.949
27	2.271	2:11.254
5	5.075	2:14.058
4	5.393	2:14.376
64	5.791	2:14.774
9	5.830	2:14.813
153	6.315	2:15.298
21	7.285	2:16.268
69	7.356	2:16.339
131	9.836	2:18.819
73	10.585	2:19.568
75	10.683	2:19.666
402	10.831	2:19.814
109	10.913	2:19.896
333	12.019	2:21.002
162	13.169	2:22.152
35	15.409	2:24.392
164	16.680	2:25.663
46	18.290	2:27.273
181	18.360	2:27.343
511	19.721	2:28.704
172	20.643	2:29.626
786	21.303	2:30.286
679	22.075	2:31.058
96	23.597	2:32.580

LAP 2	@ 11:34:36.472	
NO	BEHIND	LAP TIME
66		2:02.626
11	0.005	2:02.347
54	0.660	2:03.560
530	2.095	2:03.029
7	3.485	2:04.882
27	3.515	2:04.144
4	8.988	2:06.495
5	9.298	2:07.123
64	9.882	2:06.991
21	9.970	2:05.585
9	10.601	2:07.671
153	10.790	2:07.375
69	13.486	2:09.030
131	17.626	2:10.690
75	20.019	2:12.236
402	20.128	2:12.197
333	21.266	2:12.147
73	21.314	2:13.629
109	21.879	2:13.866
162	22.317	2:12.048
164	29.216	2:15.436
35	31.526	2:19.017
511	31.617	2:14.796
172	32.216	2:14.473
181	35.128	2:19.668
46	36.619	2:21.229
679	39.448	2:20.273
786	39.855	2:21.452
96	43.995	2:23.298

LAP 3	@ 11:36:37.899	
NO	BEHIND	LAP TIME
11		2:01.422
66	0.600	2:02.027
54	1.932	2:02.699
530	3.441	2:02.773
7	6.035	2:03.977
27	6.075	2:03.987
5	13.619	2:05.748
4	13.899	2:06.338
21	14.143	2:05.600
64	15.151	2:06.696
153	15.522	2:06.159
9	15.535	2:06.361
69	20.254	2:08.195
131	25.256	2:09.057
402	28.760	2:10.059
75	30.492	2:11.900
333	30.626	2:10.787
73	31.378	2:11.491
109	32.855	2:12.403
162	32.945	2:12.055
164	42.589	2:14.800
511	42.937	2:12.747
172	45.470	2:14.681
35	47.030	2:16.931
181	50.424	2:16.723
46	53.277	2:18.085
679	57.344	2:19.323
786	58.769	2:20.341
96	1:08.845	2:26.277

LAP 4	@ 11:38:38.563	
NO	BEHIND	LAP TIME
11		2:00.664
66	3.061	2:03.125
54	4.347	2:03.079
530	5.382	2:02.605
7	9.810	2:04.439
27	9.944	2:04.533
5	19.423	2:06.468
21	19.683	2:06.204
4	19.879	2:06.644
64	20.439	2:05.952
153	20.624	2:05.766
9	21.424	2:06.553
69	27.219	2:07.629
131	33.857	2:09.265
402	35.143	2:07.047
333	40.707	2:10.745
75	42.197	2:12.369
73	42.725	2:12.011
109	44.611	2:12.420
162	45.050	2:12.769
511	55.404	2:13.131
164	55.693	2:13.768
172	59.188	2:14.382
35	1:00.903	2:14.537
181	1:06.669	2:16.909
46	1:10.013	2:17.400
679	1:17.612	2:20.932
786	1:18.313	2:20.208
96	1:35.668	2:27.487

LAP 5	@ 11:40:39.816	
NO	BEHIND	LAP TIME
11		2:01.253
66	4.848	2:03.040
54	6.437	2:03.343
530	6.543	2:02.414
7	12.368	2:03.811
27	12.387	2:03.696
5	25.472	2:07.302
153	25.807	2:06.436
21	25.841	2:07.411
4	25.979	2:07.353
64	26.430	2:07.244
9	26.538	2:06.367
69	33.873	2:07.907
402	41.137	2:07.247
131	41.603	2:08.999
333	51.133	2:11.679
73	51.866	2:10.394
75	52.460	2:11.516
109	56.505	2:13.147
162	56.590	2:12.793
511	1:08.479	2:14.328
164	1:08.555	2:14.115
35	1:15.216	2:15.566
172	1:21.198	2:23.263
181	1:21.243	2:15.827
46	1:25.532	2:16.772
679	1:36.793	2:20.434
786	1:38.128	2:21.068
96	1:59.989	2:25.574

Weather / Track : Bright / Dry

Snetterton 300: 2.9689 miles
Date: 27/06/2026 Start: 11:30 Finish: 11:40

Results can be found at www.tsl-timing.com

Printed - 11:43 Saturday, 27 June 2026

BMCRC - MRO Championships - Rnd 5 @ Snetterton 300

Thunderbike Sport & Supertwins

RACE 1 - POSITION CHART

No	Name	Lap Pos	1	2	3	4	5
54	JAMISON	1	54	66	11	11	11
9	LANGLEY	2	66	11	66	66	66
7	ROOKER	3	11	54	54	54	54
530	CREASEY	4	7	530	530	530	530
11	HARVEY	5	530	7	7	7	7
66	DUCRAN	6	27	27	27	27	27
27	BROWN	7	5	4	5	5	5
4	KILLWORTH	8	4	5	4	21	153
35	THURTLE	9	64	64	21	4	21
333	HOUGHTON	10	9	21	64	64	4
109	PARSONS	11	153	9	153	153	64
69	SMITH	12	21	153	9	9	9
5	STONE	13	69	69	69	69	69
786	MIETUS	14	131	131	131	131	402
153	KILLWORTH	15	73	75	402	402	131
75	MAY	16	75	402	75	333	333
73	RANSOME	17	402	333	333	75	73
131	KINGSTONE	18	109	73	73	73	75
181	WILTON	19	333	109	109	109	109
172	ROBINSON	20	162	162	162	162	162
402	FARR	21	35	164	164	511	511
46	CARTER	22	164	35	511	164	164
96	OAKLEY	23	46	511	172	172	35
679	GOODRUM	24	181	172	35	35	172
64	SALTMER	25	511	181	181	181	181
21	FINNIS	26	172	46	46	46	46
162	PRIESTLEY	27	786	679	679	679	679
164	FEARNLEY	28	679	786	786	786	786
511	BARRETT	29	96	96	96	96	96

Weather / Track : Bright / Dry

Snetterton 300: 2.9689 miles
Date: 27/06/2026 Start: 11:30 Finish: 11:40

Results can be found at www.tsl-timing.com

Printed - 11:43 Saturday, 27 June 2026

BMCRC - MRO Championships - Rnd 5 @ Snetterton 300

Thunderbike Sport & Supertwins

RACE 1 - SECTOR ANALYSIS

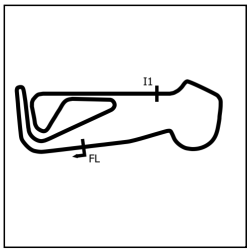

SECTOR 1 = FL to I1, SECTOR 2 = I1 to FL, DIFF = Difference To Personal Best Lap, P = Crossed Finish Line in Pit Lane, D = Time Disallowed

P1 11 Josh HARVEY — Yamaha R6 - NR Racing

IDEAL LAP TIME : 2:00.664 BEST LAP TIME : 2:00.664 DIFFERENCE : 0.000

LAP	SECTOR 1	SECTOR 2	LAP TIME		MPH	DIFF	TIME OF DAY
1 -		41.675	2:09.541		82.50	8.877	11:32:34.130
2 -	1:21.514	40.833	2:02.347		87.35	1.683	11:34:36.477
3 -	1:20.760	40.662	2:01.422	(3)	88.02	0.758	11:36:37.899
4 -	***1:20.310***	***40.354***	***2:00.664***	**(1)**	***88.57***		***11:38:38.563***
5 -	1:20.585	40.668	2:01.253	(2)	88.14	0.589	11:40:39.816

P2 66 TWINS Mitch DUCRAN — Yamaha R7 - JP Haulage / Black Widow Exhausts

IDEAL LAP TIME : 2:02.027 BEST LAP TIME : 2:02.027 DIFFERENCE : 0.000

LAP	SECTOR 1	SECTOR 2	LAP TIME		MPH	DIFF	TIME OF DAY
1 -		41.296	2:09.257		82.68	7.230	11:32:33.846
2 -	1:21.656	40.970	2:02.626	(2)	87.15	0.599	11:34:36.472
3 -	***1:21.379***	***40.648***	***2:02.027***	**(1)**	***87.58***		***11:36:38.499***
4 -	1:21.472	41.653	2:03.125		86.80	1.098	11:38:41.624
5 -	1:21.705	41.335	2:03.040	(3)	86.86	1.013	11:40:44.664

P3 54 Adam JAMISON — Yamaha R6 - Hazel Tree Estates LTD

IDEAL LAP TIME : 2:02.697 BEST LAP TIME : 2:02.699 DIFFERENCE : 0.002

LAP	SECTOR 1	SECTOR 2	LAP TIME		MPH	DIFF	TIME OF DAY
1 -		41.126	2:08.983		82.86	6.284	11:32:33.572
2 -	1:22.542	***41.018***	2:03.560		86.50	0.861	11:34:37.132
3 -	***1:21.679***	41.020	***2:02.699***	**(1)**	***87.10***		***11:36:39.831***
4 -	1:21.901	41.178	2:03.079	(2)	86.83	0.380	11:38:42.910
5 -	1:22.037	41.306	2:03.343	(3)	86.65	0.644	11:40:46.253

P4 530 Morgan CREASEY — Suzuki GSXR 600 - Green plant

IDEAL LAP TIME : 2:01.910 BEST LAP TIME : 2:02.414 DIFFERENCE : 0.504

LAP	SECTOR 1	SECTOR 2	LAP TIME		MPH	DIFF	TIME OF DAY
1 -		41.102	2:10.949		81.61	8.535	11:32:35.538
2 -	1:22.259	40.770	2:03.029		86.87	0.615	11:34:38.567
3 -	1:22.185	40.588	2:02.773	(3)	87.05	0.359	11:36:41.340
4 -	1:22.115	***40.490***	2:02.605	(2)	87.17	0.191	11:38:43.945
5 -	***1:21.420***	40.994	***2:02.414***	**(1)**	***87.31***		***11:40:46.359***

P5 7 TWINS Travis ROOKER — Aprilia RS660 - Swedish car connection

IDEAL LAP TIME : 2:03.660 BEST LAP TIME : 2:03.811 DIFFERENCE : 0.151

LAP	SECTOR 1	SECTOR 2	LAP TIME		MPH	DIFF	TIME OF DAY
1 -		41.647	2:10.486		81.90	6.675	11:32:35.075
2 -	1:23.076	41.806	2:04.882		85.58	1.071	11:34:39.957
3 -	***1:22.382***	41.595	2:03.977	(2)	86.21	0.166	11:36:43.934
4 -	1:22.825	41.614	2:04.439	(3)	85.89	0.628	11:38:48.373
5 -	1:22.533	***41.278***	***2:03.811***	**(1)**	***86.32***		***11:40:52.184***

P6 27 TWINS Ben BROWN — Triumph DAYTONA 660 - Hunts Motorcycles

IDEAL LAP TIME : 2:03.409 BEST LAP TIME : 2:03.696 DIFFERENCE : 0.287

LAP	SECTOR 1	SECTOR 2	LAP TIME		MPH	DIFF	TIME OF DAY
1 -		41.337	2:11.254		81.43	7.558	11:32:35.843
2 -	1:23.435	***40.709***	2:04.144	(3)	86.09	0.448	11:34:39.987
3 -	1:23.006	40.981	2:03.987	(2)	86.20	0.291	11:36:43.974
4 -	1:23.093	41.440	2:04.533		85.82	0.837	11:38:48.507
5 -	***1:22.700***	40.996	***2:03.696***	**(1)**	***86.40***		***11:40:52.203***

Weather / Track : Bright / Dry

Snetterton 300: 2.9689 miles
Date: 27/06/2026 Start: 11:30 Finish: 11:40

BMCRC - MRO Championships - Rnd 5 @ Snetterton 300

Thunderbike Sport & Supertwins

RACE 1 - SECTOR ANALYSIS

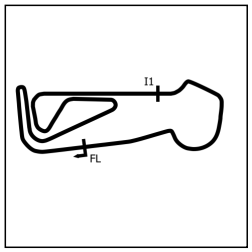

SECTOR 1 = FL to I1, SECTOR 2 = I1 to FL, DIFF = Difference To Personal Best Lap, P = Crossed Finish Line in Pit Lane, D = Time Disallowed

P7 5 Logan STONE — Yamaha R6 -

IDEAL LAP TIME : 2:05.614 BEST LAP TIME : 2:05.748 DIFFERENCE : 0.134

LAP	SECTOR 1	SECTOR 2	LAP TIME		MPH	DIFF	TIME OF DAY
1 -		42.406	2:14.058		79.72	8.310	11:32:38.647
2 -	1:25.288	***41.835***	2:07.123	**(3)**	84.07	1.375	11:34:45.770
3 -	***1:23.779***	41.969	***2:05.748***	**(1)**	***84.99***		***11:36:51.518***
4 -	1:24.111	42.357	2:06.468	**(2)**	84.51	0.720	11:38:57.986
5 -	1:24.658	42.644	2:07.302		83.95	1.554	11:41:05.288

P8 153 Jordan KILLWORTH — Suzuki GSX-R600 - Greenplant/Pass Bike/M.S Racing

IDEAL LAP TIME : 2:05.766 BEST LAP TIME : 2:05.766 DIFFERENCE : 0.000

LAP	SECTOR 1	SECTOR 2	LAP TIME		MPH	DIFF	TIME OF DAY
1 -		42.267	2:15.298		78.99	9.532	11:32:39.887
2 -	1:25.478	41.897	2:07.375		83.91	1.609	11:34:47.262
3 -	1:24.159	42.000	2:06.159	**(2)**	84.71	0.393	11:36:53.421
4 -	***1:24.146***	***41.620***	***2:05.766***	**(1)**	***84.98***		***11:38:59.187***
5 -	1:24.602	41.834	2:06.436	**(3)**	84.53	0.670	11:41:05.623

P9 21 TWINS Toby FINNIS — Triumph DAYTONA 660 - JPG Racing

IDEAL LAP TIME : 2:04.948 BEST LAP TIME : 2:05.585 DIFFERENCE : 0.637

LAP	SECTOR 1	SECTOR 2	LAP TIME		MPH	DIFF	TIME OF DAY
1 -		***41.533***	2:16.268		78.43	10.683	11:32:40.857
2 -	1:23.598	41.987	***2:05.585***	**(1)**	***85.10***		***11:34:46.442***
3 -	***1:23.415***	42.185	2:05.600	**(2)**	85.09	0.015	11:36:52.042
4 -	1:23.724	42.480	2:06.204	**(3)**	84.68	0.619	11:38:58.246
5 -	1:24.565	42.846	2:07.411		83.88	1.826	11:41:05.657

P10 4 Hayden KILLWORTH — Suzuki GSXR - GreenPlantUK, Helmet City, M.S Racing, Nan, F

IDEAL LAP TIME : 2:05.909 BEST LAP TIME : 2:06.338 DIFFERENCE : 0.429

LAP	SECTOR 1	SECTOR 2	LAP TIME		MPH	DIFF	TIME OF DAY
1 -		42.447	2:14.376		79.53	8.038	11:32:38.965
2 -	1:24.764	***41.731***	2:06.495	**(2)**	84.49	0.157	11:34:45.460
3 -	***1:24.178***	42.160	***2:06.338***	**(1)**	***84.59***		***11:36:51.798***
4 -	1:24.213	42.431	2:06.644	**(3)**	84.39	0.306	11:38:58.442
5 -	1:24.793	42.560	2:07.353		83.92	1.015	11:41:05.795

P11 64 Rob SALTMER — Kawasaki ZX6R - UNION JACKED/M-FIRE/COPES READYMIX

IDEAL LAP TIME : 2:05.952 BEST LAP TIME : 2:05.952 DIFFERENCE : 0.000

LAP	SECTOR 1	SECTOR 2	LAP TIME		MPH	DIFF	TIME OF DAY
1 -		42.697	2:14.774		79.30	8.822	11:32:39.363
2 -	1:24.635	42.356	2:06.991	**(3)**	84.16	1.039	11:34:46.354
3 -	1:24.458	42.238	2:06.696	**(2)**	84.36	0.744	11:36:53.050
4 -	***1:24.133***	***41.819***	***2:05.952***	**(1)**	***84.85***		***11:38:59.002***
5 -	1:24.664	42.580	2:07.244		83.99	1.292	11:41:06.246

P12 9 David LANGLEY — Honda CBR600 - DL Racing

IDEAL LAP TIME : 2:06.175 BEST LAP TIME : 2:06.361 DIFFERENCE : 0.186

LAP	SECTOR 1	SECTOR 2	LAP TIME		MPH	DIFF	TIME OF DAY
1 -		42.966	2:14.813		79.28	8.452	11:32:39.402
2 -	1:25.056	42.615	2:07.671		83.71	1.310	11:34:47.073
3 -	***1:23.865***	42.496	***2:06.361***	**(1)**	***84.58***		***11:36:53.434***
4 -	1:24.041	42.512	2:06.553	**(3)**	84.45	0.192	11:38:59.987
5 -	1:24.057	***42.310***	2:06.367	**(2)**	84.57	0.006	11:41:06.354

BMCRC - MRO Championships - Rnd 5 @ Snetterton 300

Thunderbike Sport & Supertwins

RACE 1 - SECTOR ANALYSIS

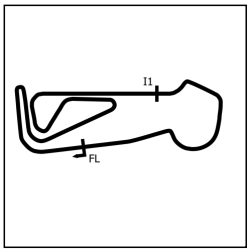

SECTOR 1 = FL to I1, SECTOR 2 = I1 to FL, DIFF = Difference To Personal Best Lap, P = Crossed Finish Line in Pit Lane, D = Time Disallowed

P13 69 Terry SMITH — Yamaha R6 - Staxson racing

IDEAL LAP TIME : 2:07.543 BEST LAP TIME : 2:07.629 DIFFERENCE : 0.086

LAP	SECTOR 1	SECTOR 2	LAP TIME	MPH	DIFF	TIME OF DAY
1 -		***42.693***	2:16.339	78.39	8.710	11:32:40.928
2 -	1:25.822	43.208	2:09.030	82.83	1.401	11:34:49.958
3 -	1:25.052	43.143	2:08.195 **(3)**	83.37	0.566	11:36:58.153
4 -	***1:24.850***	42.779	***2:07.629*** **(1)**	***83.74***		***11:39:05.782***
5 -	1:24.976	42.931	2:07.907 **(2)**	83.56	0.278	11:41:13.689

P14 402 Kaine FARR — Suzuki GSXR - The Elms B&B Snetterton

IDEAL LAP TIME : 2:07.047 BEST LAP TIME : 2:07.047 DIFFERENCE : 0.000

LAP	SECTOR 1	SECTOR 2	LAP TIME	MPH	DIFF	TIME OF DAY
1 -		43.864	2:19.814	76.44	12.767	11:32:44.403
2 -	1:28.491	43.706	2:12.197	80.84	5.150	11:34:56.600
3 -	1:27.237	42.822	2:10.059 **(3)**	82.17	3.012	11:37:06.659
4 -	***1:24.512***	***42.535***	***2:07.047*** **(1)**	***84.12***		***11:39:13.706***
5 -	1:24.633	42.614	2:07.247 **(2)**	83.99	0.200	11:41:20.953

P15 131 Nicholas KINGSTONE — Suzuki GSXR600 -

IDEAL LAP TIME : 2:08.547 BEST LAP TIME : 2:08.999 DIFFERENCE : 0.452

LAP	SECTOR 1	SECTOR 2	LAP TIME	MPH	DIFF	TIME OF DAY
1 -		43.492	2:18.819	76.99	9.820	11:32:43.408
2 -	1:26.675	44.015	2:10.690	81.78	1.691	11:34:54.098
3 -	1:25.804	43.253	2:09.057 **(2)**	82.81	0.058	11:37:03.155
4 -	***1:25.683***	43.582	2:09.265 **(3)**	82.68	0.266	11:39:12.420
5 -	1:26.135	***42.864***	***2:08.999*** **(1)**	***82.85***		***11:41:21.419***

P16 333 Andrew HOUGHTON — Suzuki TL1000S - Techoir & The Bike Experience

IDEAL LAP TIME : 2:10.144 BEST LAP TIME : 2:10.745 DIFFERENCE : 0.601

LAP	SECTOR 1	SECTOR 2	LAP TIME	MPH	DIFF	TIME OF DAY
1 -		43.864	2:21.002	75.80	10.257	11:32:45.591
2 -	1:27.821	44.326	2:12.147	80.88	1.402	11:34:57.738
3 -	***1:26.689***	44.098	2:10.787 **(2)**	81.72	0.042	11:37:08.525
4 -	1:27.290	***43.455***	***2:10.745*** **(1)**	***81.74***		***11:39:19.270***
5 -	1:27.786	43.893	2:11.679 **(3)**	81.16	0.934	11:41:30.949

P17 73 TWINS David RANSOME — Suzuki GSX8S - Hunts Motorcycles

IDEAL LAP TIME : 2:10.394 BEST LAP TIME : 2:10.394 DIFFERENCE : 0.000

LAP	SECTOR 1	SECTOR 2	LAP TIME	MPH	DIFF	TIME OF DAY
1 -		44.889	2:19.568	76.57	9.174	11:32:44.157
2 -	1:28.914	44.715	2:13.629	79.98	3.235	11:34:57.786
3 -	1:27.732	43.759	2:11.491 **(2)**	81.28	1.097	11:37:09.277
4 -	1:28.149	43.862	2:12.011 **(3)**	80.96	1.617	11:39:21.288
5 -	***1:26.707***	***43.687***	***2:10.394*** **(1)**	***81.96***		***11:41:31.682***

P18 75 Stewart MAY — Honda CBR600F3 - JOE'S taxidermy, You Snuff 'em ,We Stuff 'e

IDEAL LAP TIME : 2:11.264 BEST LAP TIME : 2:11.516 DIFFERENCE : 0.252

LAP	SECTOR 1	SECTOR 2	LAP TIME	MPH	DIFF	TIME OF DAY
1 -		43.892	2:19.666	76.52	8.150	11:32:44.255
2 -	1:28.291	43.945	2:12.236 **(3)**	80.82	0.720	11:34:56.491
3 -	***1:27.422***	44.478	2:11.900 **(2)**	81.03	0.384	11:37:08.391
4 -	1:28.527	***43.842***	2:12.369	80.74	0.853	11:39:20.760
5 -	1:27.467	44.049	***2:11.516*** **(1)**	***81.26***		***11:41:32.276***

BMCRC - MRO Championships - Rnd 5 @ Snetterton 300

Thunderbike Sport & Supertwins

RACE 1 - SECTOR ANALYSIS

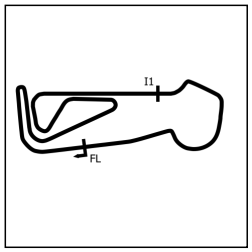

SECTOR 1 = FL to I1, SECTOR 2 = I1 to FL, DIFF = Difference To Personal Best Lap, P = Crossed Finish Line in Pit Lane, D = Time Disallowed

P19 109 Logan PARSONS

Suzuki SV650 - IMP Racing & Log Racing

IDEAL LAP TIME : 2:12.386 BEST LAP TIME : 2:12.403 DIFFERENCE : 0.017

LAP	SECTOR 1	SECTOR 2	LAP TIME		MPH	DIFF	TIME OF DAY
1 -		44.629	2:19.896		76.39	7.493	11:32:44.485
2 -	1:29.035	44.831	2:13.866		79.84	1.463	11:34:58.351
3 -	***1:27.832***	44.571	***2:12.403***	***(1)***	***80.72***		***11:37:10.754***
4 -	1:27.866	***44.554***	2:12.420	**(2)**	80.71	0.017	11:39:23.174
5 -	1:28.557	44.590	2:13.147	**(3)**	80.27	0.744	11:41:36.321

P20 162 Max PRIESTLEY

Suzuki SV650 -

IDEAL LAP TIME : 2:10.952 BEST LAP TIME : 2:12.048 DIFFERENCE : 1.096

LAP	SECTOR 1	SECTOR 2	LAP TIME		MPH	DIFF	TIME OF DAY
1 -		***43.142***	2:22.152		75.18	10.104	11:32:46.741
2 -	***1:27.810***	44.238	***2:12.048***	***(1)***	***80.94***		***11:34:58.789***
3 -	1:28.079	43.976	2:12.055	**(2)**	80.93	0.007	11:37:10.844
4 -	1:28.887	43.882	2:12.769	**(3)**	80.50	0.721	11:39:23.613
5 -	1:28.392	44.401	2:12.793		80.48	0.745	11:41:36.406

P21 511 William BARRETT

Suzuki SV650 - RSP Underground Services

IDEAL LAP TIME : 2:12.661 BEST LAP TIME : 2:12.747 DIFFERENCE : 0.086

LAP	SECTOR 1	SECTOR 2	LAP TIME		MPH	DIFF	TIME OF DAY
1 -		48.930	2:28.704		71.87	15.957	11:32:53.293
2 -	1:30.172	44.624	2:14.796		79.29	2.049	11:35:08.089
3 -	***1:28.537***	44.210	***2:12.747***	***(1)***	***80.51***		***11:37:20.836***
4 -	1:29.007	***44.124***	2:13.131	**(2)**	80.28	0.384	11:39:33.967
5 -	1:29.404	44.924	2:14.328	**(3)**	79.56	1.581	11:41:48.295

P22 164 Adam FEARNLEY

Suzuki SV 650 -

IDEAL LAP TIME : 2:13.215 BEST LAP TIME : 2:13.768 DIFFERENCE : 0.553

LAP	SECTOR 1	SECTOR 2	LAP TIME		MPH	DIFF	TIME OF DAY
1 -		44.502	2:25.663		73.37	11.895	11:32:50.252
2 -	1:31.132	44.304	2:15.436		78.91	1.668	11:35:05.688
3 -	1:30.428	44.372	2:14.800	**(3)**	79.28	1.032	11:37:20.488
4 -	1:29.717	***44.051***	***2:13.768***	***(1)***	***79.90***		***11:39:34.256***
5 -	***1:29.164***	44.951	2:14.115	**(2)**	79.69	0.347	11:41:48.371

P23 35 TWINS Stuart THURTLE

Aprilia RS660 - STRacing TeamTortoise / DWP

IDEAL LAP TIME : 2:14.501 BEST LAP TIME : 2:14.537 DIFFERENCE : 0.036

LAP	SECTOR 1	SECTOR 2	LAP TIME		MPH	DIFF	TIME OF DAY
1 -		45.567	2:24.392		74.02	9.855	11:32:48.981
2 -	1:32.888	46.129	2:19.017		76.88	4.480	11:35:07.998
3 -	1:30.589	46.342	2:16.931	**(3)**	78.05	2.394	11:37:24.929
4 -	1:29.554	***44.983***	***2:14.537***	***(1)***	***79.44***		***11:39:39.466***
5 -	***1:29.518***	46.048	2:15.566	**(2)**	78.84	1.029	11:41:55.032

P24 172 Andrew ROBINSON

Yamaha YZF R6 -

IDEAL LAP TIME : 2:13.759 BEST LAP TIME : 2:14.382 DIFFERENCE : 0.623

LAP	SECTOR 1	SECTOR 2	LAP TIME		MPH	DIFF	TIME OF DAY
1 -		45.976	2:29.626		71.43	15.244	11:32:54.215
2 -	1:30.182	***44.291***	2:14.473	**(2)**	79.48	0.091	11:35:08.688
3 -	***1:29.468***	45.213	2:14.681	**(3)**	79.35	0.299	11:37:23.369
4 -	1:29.594	44.788	***2:14.382***	***(1)***	***79.53***		***11:39:37.751***
5 -	1:32.410	50.853	2:23.263		74.60	8.881	11:42:01.014

Weather / Track : Bright / Dry

Snetterton 300: 2.9689 miles
Date: 27/06/2026 Start: 11:30 Finish: 11:40

BMCRC - MRO Championships - Rnd 5 @ Snetterton 300

Thunderbike Sport & Supertwins

RACE 1 - SECTOR ANALYSIS

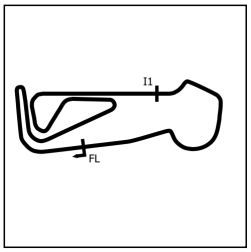

SECTOR 1 = FL to I1, SECTOR 2 = I1 to FL, DIFF = Difference To Personal Best Lap, P = Crossed Finish Line in Pit Lane, D = Time Disallowed

P25 181 TWINS David WILTON — Aprilia RS660 - Martham auto centre

IDEAL LAP TIME : 2:15.516 BEST LAP TIME : 2:15.827 DIFFERENCE : 0.311

LAP	SECTOR 1	SECTOR 2	LAP TIME		MPH	DIFF	TIME OF DAY
1 -		45.668	2:27.343		72.53	11.516	11:32:51.932
2 -	1:34.048	45.620	2:19.668		76.52	3.841	11:35:11.600
3 -	1:30.913	45.810	2:16.723	(2)	78.17	0.896	11:37:28.323
4 -	1:31.345	***45.564***	2:16.909	(3)	78.06	1.082	11:39:45.232
5 -	***1:29.952***	45.875	***2:15.827***	(1)	***78.68***		***11:42:01.059***

P26 46 TWINS Isobel CARTER — Yamaha R7 - Celtic Yamaha

IDEAL LAP TIME : 2:16.404 BEST LAP TIME : 2:16.772 DIFFERENCE : 0.368

LAP	SECTOR 1	SECTOR 2	LAP TIME		MPH	DIFF	TIME OF DAY
1 -		46.068	2:27.273		72.57	10.501	11:32:51.862
2 -	1:34.934	46.295	2:21.229		75.67	4.457	11:35:13.091
3 -	1:32.013	46.072	2:18.085	(3)	77.40	1.313	11:37:31.176
4 -	1:31.792	***45.608***	2:17.400	(2)	77.78	0.628	11:39:48.576
5 -	***1:30.796***	45.976	***2:16.772***	(1)	***78.14***		***11:42:05.348***

P27 679 Gene GOODRUM — Suzuki GSXR 600 - Emerson Crane Hire

IDEAL LAP TIME : 2:18.855 BEST LAP TIME : 2:19.323 DIFFERENCE : 0.468

LAP	SECTOR 1	SECTOR 2	LAP TIME		MPH	DIFF	TIME OF DAY
1 -		47.445	2:31.058		70.75	11.735	11:32:55.647
2 -	***1:32.005***	48.268	2:20.273	(2)	76.19	0.950	11:35:15.920
3 -	1:32.473	***46.850***	***2:19.323***	(1)	***76.71***		***11:37:35.243***
4 -	1:33.303	47.629	2:20.932		75.83	1.609	11:39:56.175
5 -	1:33.115	47.319	2:20.434	(3)	76.10	1.111	11:42:16.609

P28 786 TWINS Ben MIETUS — Yamaha R7 - Hunts Motorcycles

IDEAL LAP TIME : 2:20.011 BEST LAP TIME : 2:20.208 DIFFERENCE : 0.197

LAP	SECTOR 1	SECTOR 2	LAP TIME		MPH	DIFF	TIME OF DAY
1 -		47.087	2:30.286		71.11	10.078	11:32:54.875
2 -	1:34.129	47.323	2:21.452		75.55	1.244	11:35:16.327
3 -	1:33.589	***46.752***	2:20.341	(2)	76.15	0.133	11:37:36.668
4 -	***1:33.259***	46.949	***2:20.208***	(1)	***76.23***		***11:39:56.876***
5 -	1:33.998	47.070	2:21.068	(3)	75.76	0.860	11:42:17.944

P29 96 TWINS Jared OAKLEY — Kawasaki ER6 -

IDEAL LAP TIME : 2:23.150 BEST LAP TIME : 2:23.298 DIFFERENCE : 0.148

LAP	SECTOR 1	SECTOR 2	LAP TIME		MPH	DIFF	TIME OF DAY
1 -		***48.304***	2:32.580		70.04	9.282	11:32:57.169
2 -	***1:34.846***	48.452	***2:23.298***	(1)	***74.58***		***11:35:20.467***
3 -	1:37.817	48.460	2:26.277	(3)	73.06	2.979	11:37:46.744
4 -	1:37.161	50.326	2:27.487		72.46	4.189	11:40:14.231
5 -	1:37.247	48.327	2:25.574	(2)	73.42	2.276	11:42:39.805

BMCRC - MRO Championships - Rnd 5 @ Snetterton 300

Thunderbike Sport & Supertwins

RACE 1 - BEST SECTORS

	SECTOR 1		SECTOR 2	
POS	NO	TIME	NO	TIME
1	**11**	**1:20.310**	**11**	**40.354**
2	**66**	**1:21.379**	**530**	**40.490**
3	**530**	**1:21.420**	**66**	**40.648**
4	**54**	**1:21.679**	**27**	**40.709**
5	**7**	**1:22.382**	**54**	**41.018**
6	**27**	**1:22.700**	**7**	**41.278**
7	**21**	**1:23.415**	**21**	**41.533**
8	**5**	**1:23.779**	**153**	**41.620**
9	**9**	**1:23.865**	**4**	**41.731**
10	**64**	**1:24.133**	**64**	**41.819**
11	**153**	**1:24.146**	**5**	**41.835**
12	**4**	**1:24.178**	**9**	**42.310**
13	**402**	**1:24.512**	**402**	**42.535**
14	**69**	**1:24.850**	**69**	**42.693**
15	**131**	**1:25.683**	**131**	**42.864**
16	**333**	**1:26.689**	**162**	**43.142**
17	**73**	**1:26.707**	**333**	**43.455**
18	**75**	**1:27.422**	**73**	**43.687**
19	**162**	**1:27.810**	**75**	**43.842**
20	**109**	**1:27.832**	**164**	**44.051**
21	**511**	**1:28.537**	**511**	**44.124**
22	**164**	**1:29.164**	**172**	**44.291**
23	**172**	**1:29.468**	**109**	**44.554**
24	**35**	**1:29.518**	**35**	**44.983**
25	**181**	**1:29.952**	**181**	**45.564**
26	**46**	**1:30.796**	**46**	**45.608**
27	**679**	**1:32.005**	**786**	**46.752**
28	**786**	**1:33.259**	**679**	**46.850**
29	**96**	**1:34.846**	**96**	**48.304**

IDEAL / BEST COMPARISON

POS	NO	NAME	IDEAL	BEST	DIFF
		PERFECT LAP	**2:00.664**		
1	**11**	HARVEY	2:00.664	2:00.664	**0.000**
2	**530**	CREASEY	2:01.910	2:02.414	**0.504**
3	**66**	DUCRAN	2:02.027	2:02.027	**0.000**
4	**54**	JAMISON	2:02.697	2:02.699	**0.002**
5	**27**	BROWN	2:03.409	2:03.696	**0.287**
6	**7**	ROOKER	2:03.660	2:03.811	**0.151**
7	**21**	FINNIS	2:04.948	2:05.585	**0.637**
8	**5**	STONE	2:05.614	2:05.748	**0.134**
9	**153**	KILLWORTH	2:05.766	2:05.766	**0.000**
10	**4**	KILLWORTH	2:05.909	2:06.338	**0.429**
11	**64**	SALTMER	2:05.952	2:05.952	**0.000**
12	**9**	LANGLEY	2:06.175	2:06.361	**0.186**
13	**402**	FARR	2:07.047	2:07.047	**0.000**
14	**69**	SMITH	2:07.543	2:07.629	**0.086**
15	**131**	KINGSTONE	2:08.547	2:08.999	**0.452**
16	**333**	HOUGHTON	2:10.144	2:10.745	**0.601**
17	**73**	RANSOME	2:10.394	2:10.394	**0.000**
18	**162**	PRIESTLEY	2:10.952	2:12.048	**1.096**
19	**75**	MAY	2:11.264	2:11.516	**0.252**
20	**109**	PARSONS	2:12.386	2:12.403	**0.017**
21	**511**	BARRETT	2:12.661	2:12.747	**0.086**
22	**164**	FEARNLEY	2:13.215	2:13.768	**0.553**
23	**172**	ROBINSON	2:13.759	2:14.382	**0.623**
24	**35**	THURTLE	2:14.501	2:14.537	**0.036**
25	**181**	WILTON	2:15.516	2:15.827	**0.311**
26	**46**	CARTER	2:16.404	2:16.772	**0.368**
27	**679**	GOODRUM	2:18.855	2:19.323	**0.468**
28	**786**	MIETUS	2:20.011	2:20.208	**0.197**
29	**96**	OAKLEY	2:23.150	2:23.298	**0.148**

Weather / Track : Bright / Dry

Snetterton 300: 2.9689 miles
Date: 27/06/2026 Start: 11:30 Finish: 11:40

Results can be found at www.tsl-timing.com

Printed - 11:43 Saturday, 27 June 2026

BMCRC - MRO Championships - Rnd 5 @ Snetterton 300

Thunderbike Sport & Supertwins

RACE 1 - STATISTICS

Competitors Started	29
Planned Start	2026-06-27 @ 11:30:00.000
Actual Start	2026-06-27 @ 11:30:24.588
Finish Time	2026-06-27 @ 11:40:39.815
Track Length	2.9689mi.
Total Laps	145
Total Distance Covered	430.4921mi.

Session Fastest Lap History

NO	CL	NAME	LAP TIME	TIME OF DAY	LAP	VEHICLE
66	TWINS	**Mitch DUCRAN**	**2:02.626**	11:34:36.472	2	Yamaha R7
11		**Josh HARVEY**	**2:02.347**	11:34:36.477	2	Yamaha R6
11		**Josh HARVEY**	**2:01.422**	11:36:37.899	3	Yamaha R6
11		**Josh HARVEY**	**2:00.664**	11:38:38.563	4	Yamaha R6

Session Leader History

NO	CL	NAME	FROM LAP	LAPS LED	DISTANCE	VEHICLE
54		**Adam JAMISON**	1	1	2.96 miles	Yamaha R6
66	TWINS	**Mitch DUCRAN**	2	1	2.96 miles	Yamaha R7
11		**Josh HARVEY**	3	3	8.90 miles	Yamaha R6

Flag History

TYPE	TIME OF DAY
GREEN	11:30:24.588
FINISH	11:40:39.815

Flag Statistics

TYPE	COUNT	TOTAL LAPS	TOTAL TIME
Green	1	5	12:39.827
Red	0	0	0.000
Safety Car	0	0	0.000
FCY	0	0	0.000

Weather / Track : Bright / Dry

Snetterton 300: 2.9689 miles
Date: 27/06/2026 Start: 11:30 Finish: 11:40

BMCRC - MRO Championships - Rnd 5 @ Snetterton 300

Thunderbike Sport & Supertwins

RACE 1 - STATISTICS

CLASS : 19 Starters

Fastest Lap History

NO	NAME	LAP TIME	TIME OF DAY	LAP	VEHICLE
11	**Josh HARVEY**	**2:02.347**	11:34:36.477	2	Yamaha R6
11	**Josh HARVEY**	**2:01.422**	11:36:37.899	3	Yamaha R6
11	**Josh HARVEY**	**2:00.664**	11:38:38.563	4	Yamaha R6

Leader History

NO	NAME	FROM LAP	LAPS LED	DISTANCE	VEHICLE
54	**Adam JAMISON**	1	1	2.96 miles	Yamaha R6
11	**Josh HARVEY**	2	4	11.87 miles	Yamaha R6

BMCRC - MRO Championships - Rnd 5 @ Snetterton 300

Thunderbike Sport & Supertwins

RACE 1 - STATISTICS

CLASS : TWINS

10 Starters

Fastest Lap History

NO	NAME	LAP TIME	TIME OF DAY	LAP	VEHICLE
66	**Mitch DUCRAN**	**2:02.626**	11:34:36.472	2	Yamaha R7
66	**Mitch DUCRAN**	**2:02.027**	11:36:38.499	3	Yamaha R7

Leader History

NO	NAME	FROM LAP	LAPS LED	DISTANCE	VEHICLE
66	**Mitch DUCRAN**	1	5	14.84 miles	Yamaha R7

Weather / Track : Bright / Dry

Snetterton 300: 2.9689 miles
Date: 27/06/2026 Start: 11:30 Finish: 11:40

BMCRC - MRO Championships - Rnd 5 @ Snetterton 300

Thunderbike Sport & Supertwins

RACE 11 - GRID (5 Laps)



These results are provisional until the conclusion of any judicial and technical matters.

Snetterton 300: 2.9689 miles

Clerk Of Course: Caroline Patterson / Tony MacBride	Timekeeper: Craig Smith	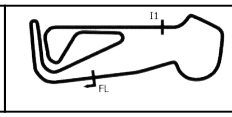

Results can be found at www.tsl-timing.com

Printed - 11:45 Saturday, 27 June 2026

BMCRC - MRO Championships - Rnd 5 @ Snetterton 300

Thunderbike Sport & Supertwins

RACE 11 - CLASSIFICATION

Race Distance: 5 Laps / 14.84 miles

POS	NO	CL	PIC	NAME	ENTRY	LAPS	TIME	GAP	DIFF	MPH	BEST	ON	GRD	↑↓
1	11		1	Josh HARVEY	Yamaha R6 - NR Racing	5	10:11.081			87.45	2:00.581	3	1	0
2	66	TWINS	1	Mitch DUCRAN	Yamaha R7 - JP Haulage / Black Widow Exhausts	5	10:17.628	6.547	6.547	86.52	2:02.268	2	2	0
3	530		2	Morgan CREASEY	Suzuki GSXR 600 - Green plant	5	10:23.846	12.765	6.218	85.66	2:02.727	2	3	0
4	54		3	Adam JAMISON	Yamaha R6 - Hazel Tree Estates LTD	5	10:24.320	13.239	0.474	85.59	2:03.279	2	4	0
5	7	TWINS	2	Travis ROOKER	Aprilia RS660 - Swedish car connection	5	10:24.324	13.243	0.004	85.59	2:03.221	2	6	1
6	27	TWINS	3	Ben BROWN	Triumph DAYTONA 660 - Hunts Motorcycles	5	10:29.803	18.722	5.479	84.85	2:03.309	5	5	-1
7	21	TWINS	4	Toby FINNIS	Triumph DAYTONA 660 - JPG Racing	5	10:29.853	18.772	0.050	84.84	2:03.296	5	7	0
8	5		4	Logan STONE	Yamaha R6 -	5	10:34.372	23.291	4.519	84.24	2:05.121	3	8	0
9	64		5	Rob SALTMER	Kawasaki ZX6R - UNION JACKED/M-FIRE/COPES READY!	5	10:36.251	25.170	1.879	83.99	2:05.812	2	10	1
10	153		6	Jordan KILLWORTH	Suzuki GSX-R600 - Greenplant/Pass Bike/M.S Racing	5	10:36.979	25.898	0.728	83.89	2:05.354	5	9	-1
11	69		7	Terry SMITH	Yamaha R6 - Staxson racing	5	10:37.249	26.168	0.270	83.86	2:05.210	2	14	3
12	9		8	David LANGLEY	Honda CBR600 - DL Racing	5	10:37.587	26.506	0.338	83.81	2:05.357	3	12	0
13	4		9	Hayden KILLWORTH	Suzuki GSXR - GreenPlantUK, Helmet City, M.S Racing, Nar	5	10:37.972	26.891	0.385	83.76	2:05.723	3	11	-2
14	402		10	Kaine FARR	Suzuki GSXR - The Elms B&B Snetterton	5	10:48.057	36.976	10.085	82.46	2:07.597	5	13	-1
15	73	TWINS	5	David RANSOME	Suzuki GSX8S - Hunts Motorcycles	5	11:03.412	52.331	15.355	80.55	2:11.245	3	16	1
16	333		11	Andrew HOUGHTON	Suzuki TL1000S - Techoir & The Bike Experience	5	11:05.521	54.440	2.109	80.29	2:09.964	5	17	1
17	162		12	Max PRIESTLEY	Suzuki SV650 -	5	11:06.762	55.681	1.241	80.14	2:11.276	4	19	2
18	164		13	Adam FEARNLEY	Suzuki SV 650 -	5	11:08.167	57.086	1.405	79.98	2:10.952	5	22	4
19	75		14	Stewart MAY	Honda CBR600F3 - JOE'S taxidermy, You Snuff 'em ,We Stu	5	11:14.852	1:03.771	6.685	79.18	2:10.716	3	18	-1
20	511		15	William BARRETT	Suzuki SV650 - RSP Underground Services	5	11:16.696	1:05.615	1.844	78.97	2:12.967	5	21	1
21	172		16	Andrew ROBINSON	Yamaha YZF R6 -	5	11:25.254	1:14.173	8.558	77.98	2:13.520	5	23	2
22	46	TWINS	6	Isobel CARTER	Yamaha R7 - Celtic Yamaha	5	11:30.197	1:19.116	4.943	77.42	2:13.828	5	26	4
23	181	TWINS	7	David WILTON	Aprilia RS660 - Martham auto centre	5	11:32.369	1:21.288	2.172	77.18	2:16.167	5	25	2
24	35	TWINS	8	Stuart THURTLE	Aprilia RS660 - STRacing TeamTortoise / DWP	5	11:33.206	1:22.125	0.837	77.09	2:15.937	3	24	0
25	679		17	Gene GOODRUM	Suzuki GSXR 600 - Emerson Crane Hire	5	11:44.920	1:33.839	11.714	75.81	2:17.669	4	27	2
26	786	TWINS	9	Ben MIETUS	Yamaha R7 - Hunts Motorcycles	5	11:52.035	1:40.954	7.115	75.05	2:20.727	3	28	2
27	96	TWINS	10	Jared OAKLEY	Kawasaki ER6 -	5	12:11.961	2:00.880	19.926	73.00	2:24.562	2	29	2

NOT CLASSIFIED

DNF	109			Logan PARSONS	Suzuki SV650 - IMP Racing & Log Racing	2	4:34.471	3 Laps	3 Laps	77.88	2:13.030	2	20	

FASTEST LAP

11		Josh HARVEY	Yamaha R6 - NR Racing	3	2:00.581	88.63 mph / 142.64 kph
66	TWINS	Mitch DUCRAN	Yamaha R7 - JP Haulage / Black Widow Exhausts	2	2:02.268	87.41 mph / 140.68 kph

Class - 92.5% of Race Speed = 80.89 mph
Class TWINS - 92.5% of Race Speed = 80.03 mph

Weather / Track : Bright / Dry
These results are provisional until the conclusion of any judicial and technical matters.

Date: 27/06/2026 Start: 15:32 Finish: 15:42
Snetterton 300: 2.9689 miles

Clerk Of Course: Caroline Patterson / Tony MacBride	Timekeeper: Craig Smith	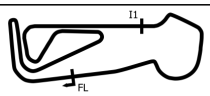

Results can be found at www.tsl-timing.com

Printed - 15:56 Saturday, 27 June 2026

TSL SPORTS TIMING
TIMING SOLUTIONS LTD

BMCRC - MRO Championships - Rnd 5 @ Snetterton 300

Thunderbike Sport & Supertwins

RACE 11 - LAP CHART

LAP 1 @ 15:34:15.753

NO	BEHIND	LAP TIME
11		2:05.779
66	1.550	2:07.329
54	2.121	2:07.900
530	2.751	2:08.530
7	3.630	2:09.409
5	5.629	2:11.408
21	5.820	2:11.599
64	6.135	2:11.914
27	6.215	2:11.994
9	6.826	2:12.605
153	6.854	2:12.633
4	7.460	2:13.239
69	7.986	2:13.765
402	10.319	2:16.098
75	11.038	2:16.817
73	11.620	2:17.399
162	14.305	2:20.084
164	14.952	2:20.731
109	15.662	2:21.441
333	16.118	2:21.897
511	16.643	2:22.422
181	17.635	2:23.414
35	19.175	2:24.954
172	20.185	2:25.964
46	20.215	2:25.994
786	22.250	2:28.029
679	22.872	2:28.651
96	25.164	2:30.943

LAP 2 @ 15:36:16.902

NO	BEHIND	LAP TIME
11		2:01.149
66	2.669	2:02.268
54	4.251	2:03.279
530	4.329	2:02.727
7	5.702	2:03.221
21	9.458	2:04.787
5	10.441	2:05.961
64	10.798	2:05.812
27	11.354	2:06.288
9	11.663	2:05.986
69	12.047	2:05.210
153	12.202	2:06.497
4	12.557	2:06.246
402	17.547	2:08.377
75	21.464	2:11.575
73	21.932	2:11.461
162	25.016	2:11.860
164	26.090	2:12.287
333	27.262	2:12.293
109	27.543	2:13.030
511	29.181	2:13.687
181	33.334	2:16.848
172	35.171	2:16.135
35	35.922	2:17.896
46	36.702	2:17.636
679	41.773	2:20.050
786	42.462	2:21.361
96	48.577	2:24.562

LAP 3 @ 15:38:17.483

NO	BEHIND	LAP TIME
11		2:00.581
66	4.947	2:02.859
530	8.209	2:04.461
54	8.243	2:04.573
7	8.562	2:03.441
21	14.233	2:05.356
5	14.981	2:05.121
27	14.987	2:04.214
64	16.038	2:05.821
9	16.439	2:05.357
69	17.209	2:05.743
153	17.412	2:05.791
4	17.699	2:05.723
402	24.783	2:07.817
75	31.599	2:10.716
73	32.596	2:11.245
162	36.557	2:12.122
164	37.586	2:12.077
333	37.861	2:11.180
511	42.462	2:13.862
172	49.819	2:15.229
181	50.491	2:17.738
35	51.278	2:15.937
46	52.090	2:15.969
679	1:00.832	2:19.640
786	1:02.608	2:20.727
96	1:13.632	2:25.636

LAP 4 @ 15:40:18.748

NO	BEHIND	LAP TIME
11		2:01.265
66	6.416	2:02.734
530	10.819	2:03.875
54	11.088	2:04.110
7	11.784	2:04.487
27	17.720	2:03.998
21	17.783	2:04.815
5	18.916	2:05.200
64	20.644	2:05.871
9	22.130	2:06.956
69	22.367	2:06.423
153	22.851	2:06.704
4	23.005	2:06.571
402	31.686	2:08.168
75	41.540	2:11.206
73	42.805	2:11.474
162	46.568	2:11.276
333	46.783	2:10.187
164	48.441	2:12.120
511	54.955	2:13.758
172	1:02.960	2:14.406
181	1:07.428	2:18.202
46	1:07.595	2:16.770
35	1:07.909	2:17.896
679	1:17.236	2:17.669
786	1:22.244	2:20.901
96	1:38.370	2:26.003

LAP 5 @ 15:42:21.055

NO	BEHIND	LAP TIME
11		2:02.307
66	6.547	2:02.438
530	12.765	2:04.253
54	13.239	2:04.458
7	13.243	2:03.766
27	18.722	2:03.309
21	18.772	2:03.296
5	23.291	2:06.682
64	25.170	2:06.833
153	25.898	2:05.354
69	26.168	2:06.108
9	26.506	2:06.683
4	26.891	2:06.193
402	36.976	2:07.597
73	52.331	2:11.833
333	54.440	2:09.964
162	55.681	2:11.420
164	57.086	2:10.952
75	1:03.771	2:24.538
511	1:05.615	2:12.967
172	1:14.173	2:13.520
46	1:19.116	2:13.828
181	1:21.288	2:16.167
35	1:22.125	2:16.523
679	1:33.839	2:18.910
786	1:40.954	2:21.017
96	2:00.880	2:24.817

Weather / Track : Bright / Dry

Snetterton 300: 2.9689 miles
Date: 27/06/2026 Start: 15:32 Finish: 15:42

Results can be found at www.tsl-timing.com

Printed - 15:55 Saturday, 27 June 2026

BMCRC - MRO Championships - Rnd 5 @ Snetterton 300

Thunderbike Sport & Supertwins

RACE 11 - POSITION CHART

No	Name	Lap Pos	1	2	3	4	5
11	HARVEY	1	11	11	11	11	11
66	DUCRAN	2	66	66	66	66	66
530	CREASEY	3	54	54	530	530	530
54	JAMISON	4	530	530	54	54	54
27	BROWN	5	7	7	7	7	7
7	ROOKER	6	5	21	21	27	27
21	FINNIS	7	21	5	5	21	21
5	STONE	8	64	64	27	5	5
153	KILLWORTH	9	27	27	64	64	64
64	SALTMER	10	9	9	9	9	153
4	KILLWORTH	11	153	69	69	69	69
9	LANGLEY	12	4	153	153	153	9
402	FARR	13	69	4	4	4	4
69	SMITH	14	402	402	402	402	402
73	RANSOME	15	75	75	75	75	73
333	HOUGHTON	16	73	73	73	73	333
75	MAY	17	162	162	162	162	162
162	PRIESTLEY	18	164	164	164	333	164
109	PARSONS	19	109	333	333	164	75
511	BARRETT	20	333	109	511	511	511
164	FEARNLEY	21	511	511	172	172	172
172	ROBINSON	22	181	181	181	181	46
35	THURTLE	23	35	172	35	46	181
181	WILTON	24	172	35	46	35	35
46	CARTER	25	46	46	679	679	679
679	GOODRUM	26	786	679	786	786	786
786	MIETUS	27	679	786	96	96	96
96	OAKLEY	28	96	96			

Weather / Track : Bright / Dry

Snetterton 300: 2.9689 miles
Date: 27/06/2026 Start: 15:32 Finish: 15:42

Results can be found at www.tsl-timing.com

Printed - 15:55 Saturday, 27 June 2026

BMCRC - MRO Championships - Rnd 5 @ Snetterton 300

Thunderbike Sport & Supertwins

RACE 11 - SECTOR ANALYSIS

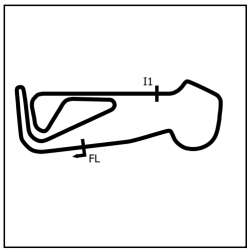

SECTOR 1 = FL to I1, SECTOR 2 = I1 to FL, DIFF = Difference To Personal Best Lap, P = Crossed Finish Line in Pit Lane, D = Time Disallowed

P1 11 Josh HARVEY — Yamaha R6 - NR Racing

IDEAL LAP TIME : 2:00.581 BEST LAP TIME : 2:00.581 DIFFERENCE : 0.000

LAP	SECTOR 1	SECTOR 2	LAP TIME	MPH	DIFF	TIME OF DAY
1 -		40.404	2:05.779	84.97	5.198	15:34:15.753
2 -	1:20.621	40.528	2:01.149 (2)	88.22	0.568	15:36:16.902
3 -	***1:20.323***	***40.258***	***2:00.581 (1)***	***88.63***		***15:38:17.483***
4 -	1:20.669	40.596	2:01.265 (3)	88.13	0.684	15:40:18.748
5 -	1:20.996	41.311	2:02.307	87.38	1.726	15:42:21.055

P2 66 TWINS Mitch DUCRAN — Yamaha R7 - JP Haulage / Black Widow Exhausts

IDEAL LAP TIME : 2:02.268 BEST LAP TIME : 2:02.268 DIFFERENCE : 0.000

LAP	SECTOR 1	SECTOR 2	LAP TIME	MPH	DIFF	TIME OF DAY
1 -		41.074	2:07.329	83.94	5.061	15:34:17.303
2 -	***1:21.279***	***40.989***	***2:02.268 (1)***	***87.41***		***15:36:19.571***
3 -	1:21.765	41.094	2:02.859	86.99	0.591	15:38:22.430
4 -	1:21.645	41.089	2:02.734 (3)	87.08	0.466	15:40:25.164
5 -	1:21.402	41.036	2:02.438 (2)	87.29	0.170	15:42:27.602

P3 530 Morgan CREASEY — Suzuki GSXR 600 - Green plant

IDEAL LAP TIME : 2:02.727 BEST LAP TIME : 2:02.727 DIFFERENCE : 0.000

LAP	SECTOR 1	SECTOR 2	LAP TIME	MPH	DIFF	TIME OF DAY
1 -		40.982	2:08.530	83.15	5.803	15:34:18.504
2 -	***1:21.923***	***40.804***	***2:02.727 (1)***	***87.08***		***15:36:21.231***
3 -	1:22.763	41.698	2:04.461	85.87	1.734	15:38:25.692
4 -	1:22.756	41.119	2:03.875 (2)	86.28	1.148	15:40:29.567
5 -	1:22.419	41.834	2:04.253 (3)	86.01	1.526	15:42:33.820

P4 54 Adam JAMISON — Yamaha R6 - Hazel Tree Estates LTD

IDEAL LAP TIME : 2:03.024 BEST LAP TIME : 2:03.279 DIFFERENCE : 0.255

LAP	SECTOR 1	SECTOR 2	LAP TIME	MPH	DIFF	TIME OF DAY
1 -		***41.133***	2:07.900	83.56	4.621	15:34:17.874
2 -	***1:21.891***	41.388	***2:03.279 (1)***	***86.69***		***15:36:21.153***
3 -	1:22.875	41.698	2:04.573	85.79	1.294	15:38:25.726
4 -	1:22.849	41.261	2:04.110 (2)	86.11	0.831	15:40:29.836
5 -	1:22.129	42.329	2:04.458 (3)	85.87	1.179	15:42:34.294

P5 7 TWINS Travis ROOKER — Aprilia RS660 - Swedish car connection

IDEAL LAP TIME : 2:03.143 BEST LAP TIME : 2:03.221 DIFFERENCE : 0.078

LAP	SECTOR 1	SECTOR 2	LAP TIME	MPH	DIFF	TIME OF DAY
1 -		41.490	2:09.409	82.59	6.188	15:34:19.383
2 -	1:22.045	***41.176***	***2:03.221 (1)***	***86.73***		***15:36:22.604***
3 -	***1:21.967***	41.474	2:03.441 (2)	86.58	0.220	15:38:26.045
4 -	1:23.072	41.415	2:04.487	85.85	1.266	15:40:30.532
5 -	1:22.010	41.756	2:03.766 (3)	86.35	0.545	15:42:34.298

P6 27 TWINS Ben BROWN — Triumph DAYTONA 660 - Hunts Motorcycles

IDEAL LAP TIME : 2:03.309 BEST LAP TIME : 2:03.309 DIFFERENCE : 0.000

LAP	SECTOR 1	SECTOR 2	LAP TIME	MPH	DIFF	TIME OF DAY
1 -		42.078	2:11.994	80.97	8.685	15:34:21.968
2 -	1:24.018	42.270	2:06.288	84.63	2.979	15:36:28.256
3 -	1:22.997	41.217	2:04.214 (3)	86.04	0.905	15:38:32.470
4 -	1:22.725	41.273	2:03.998 (2)	86.19	0.689	15:40:36.468
5 -	***1:22.305***	***41.004***	***2:03.309 (1)***	***86.67***		***15:42:39.777***

Weather / Track : Bright / Dry

Snetterton 300: 2.9689 miles
Date: 27/06/2026 Start: 15:32 Finish: 15:42

BMCRC - MRO Championships - Rnd 5 @ Snetterton 300

Thunderbike Sport & Supertwins

RACE 11 - SECTOR ANALYSIS

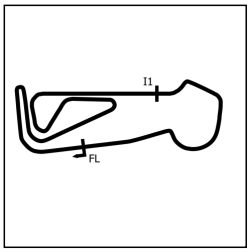

SECTOR 1 = FL to I1, SECTOR 2 = I1 to FL, DIFF = Difference To Personal Best Lap, P = Crossed Finish Line in Pit Lane, D = Time Disallowed

P7 21 TWINS Toby FINNIS

Triumph DAYTONA 660 - JPG Racing

IDEAL LAP TIME : 2:03.296 BEST LAP TIME : 2:03.296 DIFFERENCE : 0.000

LAP	SECTOR 1	SECTOR 2	LAP TIME		MPH	DIFF	TIME OF DAY
1 -		41.926	2:11.599		81.21	8.303	15:34:21.573
2 -	1:23.535	41.252	2:04.787	(2)	85.65	1.491	15:36:26.360
3 -	1:23.772	41.584	2:05.356		85.26	2.060	15:38:31.716
4 -	1:23.310	41.505	2:04.815	(3)	85.63	1.519	15:40:36.531
5 -	***1:22.280***	***41.016***	***2:03.296***	**(1)**	***86.68***		***15:42:39.827***

P8 5 Logan STONE

Yamaha R6 -

IDEAL LAP TIME : 2:05.070 BEST LAP TIME : 2:05.121 DIFFERENCE : 0.051

LAP	SECTOR 1	SECTOR 2	LAP TIME		MPH	DIFF	TIME OF DAY
1 -		41.965	2:11.408		81.33	6.287	15:34:21.382
2 -	1:24.088	41.873	2:05.961	(3)	84.85	0.840	15:36:27.343
3 -	***1:23.615***	41.506	***2:05.121***	**(1)**	***85.42***		***15:38:32.464***
4 -	1:23.745	***41.455***	2:05.200	(2)	85.36	0.079	15:40:37.664
5 -	1:24.122	42.560	2:06.682		84.36	1.561	15:42:44.346

P9 64 Rob SALTMER

Kawasaki ZX6R - UNION JACKED/M-FIRE/COPES READYMIX

IDEAL LAP TIME : 2:05.276 BEST LAP TIME : 2:05.812 DIFFERENCE : 0.536

LAP	SECTOR 1	SECTOR 2	LAP TIME		MPH	DIFF	TIME OF DAY
1 -		42.030	2:11.914		81.02	6.102	15:34:21.888
2 -	1:23.970	***41.842***	***2:05.812***	**(1)**	***84.95***		***15:36:27.700***
3 -	1:23.592	42.229	2:05.821	(2)	84.94	0.009	15:38:33.521
4 -	***1:23.434***	42.437	2:05.871	(3)	84.91	0.059	15:40:39.392
5 -	1:24.051	42.782	2:06.833		84.26	1.021	15:42:46.225

P10 153 Jordan KILLWORTH

Suzuki GSX-R600 - Greenplant/Pass Bike/M.S Racing

IDEAL LAP TIME : 2:05.186 BEST LAP TIME : 2:05.354 DIFFERENCE : 0.168

LAP	SECTOR 1	SECTOR 2	LAP TIME		MPH	DIFF	TIME OF DAY
1 -		***41.393***	2:12.633		80.58	7.279	15:34:22.607
2 -	1:24.520	41.977	2:06.497	(3)	84.49	1.143	15:36:29.104
3 -	1:23.885	41.906	2:05.791	(2)	84.96	0.437	15:38:34.895
4 -	***1:23.793***	42.911	2:06.704		84.35	1.350	15:40:41.599
5 -	1:23.800	41.554	***2:05.354***	**(1)**	***85.26***		***15:42:46.953***

P11 69 Terry SMITH

Yamaha R6 - Staxson racing

IDEAL LAP TIME : 2:05.210 BEST LAP TIME : 2:05.210 DIFFERENCE : 0.000

LAP	SECTOR 1	SECTOR 2	LAP TIME		MPH	DIFF	TIME OF DAY
1 -		41.947	2:13.765		79.90	8.555	15:34:23.739
2 -	***1:23.296***	***41.914***	***2:05.210***	**(1)**	***85.36***		***15:36:28.949***
3 -	1:23.570	42.173	2:05.743	(2)	84.99	0.533	15:38:34.692
4 -	1:23.691	42.732	2:06.423		84.54	1.213	15:40:41.115
5 -	1:23.815	42.293	2:06.108	(3)	84.75	0.898	15:42:47.223

P12 9 David LANGLEY

Honda CBR600 - DL Racing

IDEAL LAP TIME : 2:05.257 BEST LAP TIME : 2:05.357 DIFFERENCE : 0.100

LAP	SECTOR 1	SECTOR 2	LAP TIME		MPH	DIFF	TIME OF DAY
1 -		***41.648***	2:12.605		80.60	7.248	15:34:22.579
2 -	1:23.919	42.067	2:05.986	(2)	84.83	0.629	15:36:28.565
3 -	***1:23.609***	41.748	***2:05.357***	**(1)**	***85.26***		***15:38:33.922***
4 -	1:24.685	42.271	2:06.956		84.18	1.599	15:40:40.878
5 -	1:24.597	42.086	2:06.683	(3)	84.36	1.326	15:42:47.561

BMCRC - MRO Championships - Rnd 5 @ Snetterton 300

Thunderbike Sport & Supertwins

RACE 11 - SECTOR ANALYSIS

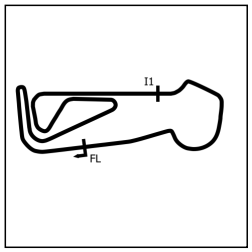

SECTOR 1 = FL to I1, SECTOR 2 = I1 to FL, DIFF = Difference To Personal Best Lap, P = Crossed Finish Line in Pit Lane, D = Time Disallowed

P13 4 Hayden KILLWORTH — Suzuki GSXR - GreenPlantUK, Helmet City, M.S Racing, Nan, F

IDEAL LAP TIME : 2:05.479 BEST LAP TIME : 2:05.723 DIFFERENCE : 0.244

LAP	SECTOR 1	SECTOR 2	LAP TIME		MPH	DIFF	TIME OF DAY
1 -		***41.850***	2:13.239		80.21	7.516	15:34:23.213
2 -	1:24.358	41.888	2:06.246	**(3)**	84.66	0.523	15:36:29.459
3 -	1:23.764	41.959	***2:05.723***	**(1)**	***85.01***		***15:38:35.182***
4 -	***1:23.629***	42.942	2:06.571		84.44	0.848	15:40:41.753
5 -	1:24.056	42.137	2:06.193	**(2)**	84.69	0.470	15:42:47.946

P14 402 Kaine FARR — Suzuki GSXR - The Elms B&B Snetterton

IDEAL LAP TIME : 2:07.197 BEST LAP TIME : 2:07.597 DIFFERENCE : 0.400

LAP	SECTOR 1	SECTOR 2	LAP TIME		MPH	DIFF	TIME OF DAY
1 -		43.057	2:16.098		78.53	8.501	15:34:26.072
2 -	1:25.055	43.322	2:08.377		83.25	0.780	15:36:34.449
3 -	***1:24.558***	43.259	2:07.817	**(2)**	83.62	0.220	15:38:42.266
4 -	1:25.322	42.846	2:08.168	**(3)**	83.39	0.571	15:40:50.434
5 -	1:24.958	***42.639***	***2:07.597***	**(1)**	***83.76***		***15:42:58.031***

P15 73 TWINS David RANSOME — Suzuki GSX8S - Hunts Motorcycles

IDEAL LAP TIME : 2:10.510 BEST LAP TIME : 2:11.245 DIFFERENCE : 0.735

LAP	SECTOR 1	SECTOR 2	LAP TIME		MPH	DIFF	TIME OF DAY
1 -		***43.168***	2:17.399		77.78	6.154	15:34:27.373
2 -	1:27.444	44.017	2:11.461	**(2)**	81.30	0.216	15:36:38.834
3 -	***1:27.342***	43.903	***2:11.245***	**(1)**	***81.43***		***15:38:50.079***
4 -	1:27.388	44.086	2:11.474	**(3)**	81.29	0.229	15:41:01.553
5 -	1:27.753	44.080	2:11.833		81.07	0.588	15:43:13.386

P16 333 Andrew HOUGHTON — Suzuki TL1000S - Techoir & The Bike Experience

IDEAL LAP TIME : 2:09.964 BEST LAP TIME : 2:09.964 DIFFERENCE : 0.000

LAP	SECTOR 1	SECTOR 2	LAP TIME		MPH	DIFF	TIME OF DAY
1 -		44.008	2:21.897		75.32	11.933	15:34:31.871
2 -	1:28.377	43.916	2:12.293		80.79	2.329	15:36:44.164
3 -	1:27.840	43.340	2:11.180	**(3)**	81.47	1.216	15:38:55.344
4 -	1:26.870	43.317	2:10.187	**(2)**	82.09	0.223	15:41:05.531
5 -	***1:26.833***	***43.131***	***2:09.964***	**(1)**	***82.23***		***15:43:15.495***

P17 162 Max PRIESTLEY — Suzuki SV650 -

IDEAL LAP TIME : 2:10.691 BEST LAP TIME : 2:11.276 DIFFERENCE : 0.585

LAP	SECTOR 1	SECTOR 2	LAP TIME		MPH	DIFF	TIME OF DAY
1 -		44.153	2:20.084		76.29	8.808	15:34:30.058
2 -	***1:27.608***	44.252	2:11.860	**(3)**	81.05	0.584	15:36:41.918
3 -	1:28.243	43.879	2:12.122		80.89	0.846	15:38:54.040
4 -	1:27.891	43.385	***2:11.276***	**(1)**	***81.41***		***15:41:05.316***
5 -	1:28.337	***43.083***	2:11.420	**(2)**	81.32	0.144	15:43:16.736

P18 164 Adam FEARNLEY — Suzuki SV 650 -

IDEAL LAP TIME : 2:10.952 BEST LAP TIME : 2:10.952 DIFFERENCE : 0.000

LAP	SECTOR 1	SECTOR 2	LAP TIME		MPH	DIFF	TIME OF DAY
1 -		44.259	2:20.731		75.94	9.779	15:34:30.705
2 -	1:28.666	43.621	2:12.287		80.79	1.335	15:36:42.992
3 -	1:28.495	43.582	2:12.077	**(2)**	80.92	1.125	15:38:55.069
4 -	1:28.720	43.400	2:12.120	**(3)**	80.89	1.168	15:41:07.189
5 -	***1:27.753***	***43.199***	***2:10.952***	**(1)**	***81.61***		***15:43:18.141***

BMCRC - MRO Championships - Rnd 5 @ Snetterton 300

Thunderbike Sport & Supertwins

RACE 11 - SECTOR ANALYSIS

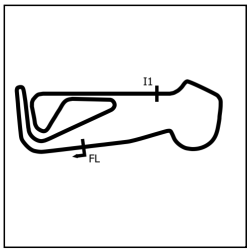

SECTOR 1 = FL to I1, SECTOR 2 = I1 to FL, DIFF = Difference To Personal Best Lap, P = Crossed Finish Line in Pit Lane, D = Time Disallowed

P19 75 Stewart MAY

Honda CBR600F3 - JOE'S taxidermy, You Snuff 'em ,We Stuff 'e

IDEAL LAP TIME : 2:10.716 BEST LAP TIME : 2:10.716 DIFFERENCE : 0.000

LAP	SECTOR 1	SECTOR 2	LAP TIME	MPH	DIFF	TIME OF DAY
1 -		43.804	2:16.817	78.11	6.101	15:34:26.791
2 -	1:27.551	44.024	2:11.575 (3)	81.23	0.859	15:36:38.366
3 -	***1:27.190***	***43.526***	***2:10.716 (1)***	***81.76***		***15:38:49.082***
4 -	1:27.374	43.832	2:11.206 (2)	81.46	0.490	15:41:00.288
5 -	1:37.483	47.055	2:24.538	73.94	13.822	15:43:24.826

P20 511 William BARRETT

Suzuki SV650 - RSP Underground Services

IDEAL LAP TIME : 2:12.967 BEST LAP TIME : 2:12.967 DIFFERENCE : 0.000

LAP	SECTOR 1	SECTOR 2	LAP TIME	MPH	DIFF	TIME OF DAY
1 -		45.778	2:22.422	75.04	9.455	15:34:32.396
2 -	1:29.233	44.454	2:13.687 (2)	79.94	0.720	15:36:46.083
3 -	1:29.010	44.852	2:13.862	79.84	0.895	15:38:59.945
4 -	1:29.180	44.578	2:13.758 (3)	79.90	0.791	15:41:13.703
5 -	***1:28.769***	***44.198***	***2:12.967 (1)***	***80.38***		***15:43:26.670***

P21 172 Andrew ROBINSON

Yamaha YZF R6 -

IDEAL LAP TIME : 2:13.520 BEST LAP TIME : 2:13.520 DIFFERENCE : 0.000

LAP	SECTOR 1	SECTOR 2	LAP TIME	MPH	DIFF	TIME OF DAY
1 -		46.397	2:25.964	73.22	12.444	15:34:35.938
2 -	1:30.749	45.386	2:16.135	78.51	2.615	15:36:52.073
3 -	1:29.904	45.325	2:15.229 (3)	79.03	1.709	15:39:07.302
4 -	1:29.742	44.664	2:14.406 (2)	79.52	0.886	15:41:21.708
5 -	***1:28.976***	***44.544***	***2:13.520 (1)***	***80.04***		***15:43:35.228***

P22 46 TWINS Isobel CARTER

Yamaha R7 - Celtic Yamaha

IDEAL LAP TIME : 2:13.828 BEST LAP TIME : 2:13.828 DIFFERENCE : 0.000

LAP	SECTOR 1	SECTOR 2	LAP TIME	MPH	DIFF	TIME OF DAY
1 -		45.993	2:25.994	73.20	12.166	15:34:35.968
2 -	1:31.931	45.705	2:17.636	77.65	3.808	15:36:53.604
3 -	1:30.865	45.104	2:15.969 (2)	78.60	2.141	15:39:09.573
4 -	1:30.522	46.248	2:16.770 (3)	78.14	2.942	15:41:26.343
5 -	***1:29.088***	***44.740***	***2:13.828 (1)***	***79.86***		***15:43:40.171***

P23 181 TWINS David WILTON

Aprilia RS660 - Martham auto centre

IDEAL LAP TIME : 2:16.081 BEST LAP TIME : 2:16.167 DIFFERENCE : 0.086

LAP	SECTOR 1	SECTOR 2	LAP TIME	MPH	DIFF	TIME OF DAY
1 -		***45.272***	2:23.414	74.52	7.247	15:34:33.388
2 -	1:30.932	45.916	2:16.848 (2)	78.10	0.681	15:36:50.236
3 -	1:31.512	46.226	2:17.738 (3)	77.59	1.571	15:39:07.974
4 -	1:31.724	46.478	2:18.202	77.33	2.035	15:41:26.176
5 -	***1:30.809***	45.358	***2:16.167 (1)***	***78.49***		***15:43:42.343***

P24 35 TWINS Stuart THURTLE

Aprilia RS660 - STRacing TeamTortoise / DWP

IDEAL LAP TIME : 2:15.916 BEST LAP TIME : 2:15.937 DIFFERENCE : 0.021

LAP	SECTOR 1	SECTOR 2	LAP TIME	MPH	DIFF	TIME OF DAY
1 -		45.885	2:24.954	73.73	9.017	15:34:34.928
2 -	1:31.696	46.200	2:17.896 (3)	77.50	1.959	15:36:52.824
3 -	***1:30.241***	45.696	***2:15.937 (1)***	***78.62***		***15:39:08.761***
4 -	1:31.410	46.486	2:17.896 (3)	77.50	1.959	15:41:26.657
5 -	1:30.848	***45.675***	2:16.523 (2)	78.28	0.586	15:43:43.180

BMCRC - MRO Championships - Rnd 5 @ Snetterton 300

Thunderbike Sport & Supertwins

RACE 11 - SECTOR ANALYSIS

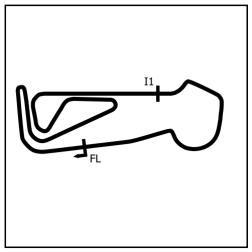

SECTOR 1 = FL to I1, SECTOR 2 = I1 to FL, DIFF = Difference To Personal Best Lap, P = Crossed Finish Line in Pit Lane, D = Time Disallowed

P25 **679** **Gene GOODRUM** — Suzuki GSXR 600 - Emerson Crane Hire

IDEAL LAP TIME : 2:17.669 BEST LAP TIME : 2:17.669 DIFFERENCE : 0.000

LAP	SECTOR 1	SECTOR 2	LAP TIME		MPH	DIFF	TIME OF DAY
1 -		46.868	2:28.651		71.90	10.982	15:34:38.625
2 -	1:32.530	47.520	2:20.050		76.31	2.381	15:36:58.675
3 -	1:32.540	47.100	2:19.640	(3)	76.54	1.971	15:39:18.315
4 -	***1:31.209***	***46.460***	***2:17.669***	**(1)**	***77.63***		***15:41:35.984***
5 -	1:31.962	46.948	2:18.910	(2)	76.94	1.241	15:43:54.894

P26 **786** **TWINS** **Ben MIETUS** — Yamaha R7 - Hunts Motorcycles

IDEAL LAP TIME : 2:19.806 BEST LAP TIME : 2:20.727 DIFFERENCE : 0.921

LAP	SECTOR 1	SECTOR 2	LAP TIME		MPH	DIFF	TIME OF DAY
1 -		***46.506***	2:28.029		72.20	7.302	15:34:38.003
2 -	1:34.216	47.145	2:21.361		75.60	0.634	15:36:59.364
3 -	***1:33.300***	47.427	***2:20.727***	**(1)**	***75.94***		***15:39:20.091***
4 -	1:33.339	47.562	2:20.901	(2)	75.85	0.174	15:41:40.992
5 -	1:33.682	47.335	2:21.017	(3)	75.79	0.290	15:44:02.009

P27 **96** **TWINS** **Jared OAKLEY** — Kawasaki ER6 -

IDEAL LAP TIME : 2:23.326 BEST LAP TIME : 2:24.562 DIFFERENCE : 1.236

LAP	SECTOR 1	SECTOR 2	LAP TIME		MPH	DIFF	TIME OF DAY
1 -		***47.401***	2:30.943		70.80	6.381	15:34:40.917
2 -	1:35.934	48.628	***2:24.562***	**(1)**	***73.93***		***15:37:05.479***
3 -	***1:35.925***	49.711	2:25.636	(3)	73.38	1.074	15:39:31.115
4 -	1:37.757	48.246	2:26.003		73.20	1.441	15:41:57.118
5 -	1:36.208	48.609	2:24.817	(2)	73.80	0.255	15:44:21.935

P28 **109** **Logan PARSONS** — Suzuki SV650 - IMP Racing & Log Racing

IDEAL LAP TIME : 2:13.030 BEST LAP TIME : 2:13.030 DIFFERENCE : 0.000

LAP	SECTOR 1	SECTOR 2	LAP TIME		MPH	DIFF	TIME OF DAY
1 -		45.495	2:21.441		75.56	8.411	15:34:31.415
2 -	***1:28.363***	***44.667***	***2:13.030***	**(1)**	***80.34***		***15:36:44.445***
3 -	1:29.090						

BMCRC - MRO Championships - Rnd 5 @ Snetterton 300

Thunderbike Sport & Supertwins

RACE 11 - BEST SECTORS

	SECTOR 1		SECTOR 2	
POS	NO	TIME	NO	TIME
1	**11**	**1:20.323**	**11**	**40.258**
2	**66**	**1:21.279**	**530**	**40.804**
3	**54**	**1:21.891**	**66**	**40.989**
4	**530**	**1:21.923**	**27**	**41.004**
5	**7**	**1:21.967**	**21**	**41.016**
6	**21**	**1:22.280**	**54**	**41.133**
7	**27**	**1:22.305**	**7**	**41.176**
8	**69**	**1:23.296**	**153**	**41.393**
9	**64**	**1:23.434**	**5**	**41.455**
10	**9**	**1:23.609**	**9**	**41.648**
11	**5**	**1:23.615**	**64**	**41.842**
12	**4**	**1:23.629**	**4**	**41.850**
13	**153**	**1:23.793**	**69**	**41.914**
14	**402**	**1:24.558**	**402**	**42.639**
15	**333**	**1:26.833**	**162**	**43.083**
16	**75**	**1:27.190**	**333**	**43.131**
17	**73**	**1:27.342**	**73**	**43.168**
18	**162**	**1:27.608**	**164**	**43.199**
19	**164**	**1:27.753**	**75**	**43.526**
20	**109**	**1:28.363**	**511**	**44.198**
21	**511**	**1:28.769**	**172**	**44.544**
22	**172**	**1:28.976**	**109**	**44.667**
23	**46**	**1:29.088**	**46**	**44.740**
24	**35**	**1:30.241**	**181**	**45.272**
25	**181**	**1:30.809**	**35**	**45.675**
26	**679**	**1:31.209**	**679**	**46.460**
27	**786**	**1:33.300**	**786**	**46.506**
28	**96**	**1:35.925**	**96**	**47.401**

IDEAL / BEST COMPARISON

				IDEAL	BEST	DIFF
			PERFECT LAP	**2:00.581**		
1	**11**	HARVEY		2:00.581	2:00.581	**0.000**
2	**66**	DUCRAN		2:02.268	2:02.268	**0.000**
3	**530**	CREASEY		2:02.727	2:02.727	**0.000**
4	**54**	JAMISON		2:03.024	2:03.279	**0.255**
5	**7**	ROOKER		2:03.143	2:03.221	**0.078**
6	**21**	FINNIS		2:03.296	2:03.296	**0.000**
7	**27**	BROWN		2:03.309	2:03.309	**0.000**
8	**5**	STONE		2:05.070	2:05.121	**0.051**
9	**153**	KILLWORTH		2:05.186	2:05.354	**0.168**
10	**69**	SMITH		2:05.210	2:05.210	**0.000**
11	**9**	LANGLEY		2:05.257	2:05.357	**0.100**
12	**64**	SALTMER		2:05.276	2:05.812	**0.536**
13	**4**	KILLWORTH		2:05.479	2:05.723	**0.244**
14	**402**	FARR		2:07.197	2:07.597	**0.400**
15	**333**	HOUGHTON		2:09.964	2:09.964	**0.000**
16	**73**	RANSOME		2:10.510	2:11.245	**0.735**
17	**162**	PRIESTLEY		2:10.691	2:11.276	**0.585**
18	**75**	MAY		2:10.716	2:10.716	**0.000**
19	**164**	FEARNLEY		2:10.952	2:10.952	**0.000**
20	**511**	BARRETT		2:12.967	2:12.967	**0.000**
21	**109**	PARSONS		2:13.030	2:13.030	**0.000**
22	**172**	ROBINSON		2:13.520	2:13.520	**0.000**
23	**46**	CARTER		2:13.828	2:13.828	**0.000**
24	**35**	THURTLE		2:15.916	2:15.937	**0.021**
25	**181**	WILTON		2:16.081	2:16.167	**0.086**
26	**679**	GOODRUM		2:17.669	2:17.669	**0.000**
27	**786**	MIETUS		2:19.806	2:20.727	**0.921**
28	**96**	OAKLEY		2:23.326	2:24.562	**1.236**

Weather / Track : Bright / Dry

Snetterton 300: 2.9689 miles
Date: 27/06/2026 Start: 15:32 Finish: 15:42

Results can be found at www.tsl-timing.com

Printed - 15:55 Saturday, 27 June 2026

BMCRC - MRO Championships - Rnd 5 @ Snetterton 300

Thunderbike Sport & Supertwins

RACE 11 - STATISTICS

Competitors Started	28
Planned Start	2026-06-27 @ 15:40:00.000
Actual Start	2026-06-27 @ 15:32:09.973
Finish Time	2026-06-27 @ 15:42:21.054
Track Length	2.9689mi.
Total Laps	137
Total Distance Covered	406.7408mi.

Session Fastest Lap History

NO	CL	NAME	LAP TIME	TIME OF DAY	LAP	VEHICLE
11		**Josh HARVEY**	**2:01.149**	15:36:16.902	2	Yamaha R6
11		**Josh HARVEY**	**2:00.581**	15:38:17.483	3	Yamaha R6

Session Leader History

NO	CL	NAME	FROM LAP	LAPS LED	DISTANCE	VEHICLE
11		**Josh HARVEY**	1	5	14.84 miles	Yamaha R6

Flag History

TYPE	TIME OF DAY
GREEN	15:32:09.973
FINISH	15:42:21.054

Flag Statistics

TYPE	COUNT	TOTAL LAPS	TOTAL TIME
Green	1	5	12:31.538
Red	0	0	0.000
Safety Car	0	0	0.000
FCY	0	0	0.000

Weather / Track : Bright / Dry

Snetterton 300: 2.9689 miles
Date: 27/06/2026 Start: 15:32 Finish: 15:42

BMCRC - MRO Championships - Rnd 5 @ Snetterton 300

Thunderbike Sport & Supertwins

RACE 11 - STATISTICS

CLASS : 18 Starters

Fastest Lap History

NO	NAME	LAP TIME	TIME OF DAY	LAP	VEHICLE
11	**Josh HARVEY**	**2:01.149**	15:36:16.902	2	Yamaha R6
11	**Josh HARVEY**	**2:00.581**	15:38:17.483	3	Yamaha R6

Leader History

NO	NAME	FROM LAP	LAPS LED	DISTANCE	VEHICLE
11	**Josh HARVEY**	1	5	14.84 miles	Yamaha R6

BMCRC - MRO Championships - Rnd 5 @ Snetterton 300

Thunderbike Sport & Supertwins

RACE 11 - STATISTICS

CLASS : TWINS

10 Starters

Fastest Lap History

NO	NAME	LAP TIME	TIME OF DAY	LAP	VEHICLE
66	**Mitch DUCRAN**	**2:02.268**	15:36:19.571	2	Yamaha R7

Leader History

NO	NAME	FROM LAP	LAPS LED	DISTANCE	VEHICLE
66	**Mitch DUCRAN**	1	5	14.84 miles	Yamaha R7

Weather / Track : Bright / Dry

Snetterton 300: 2.9689 miles
Date: 27/06/2026 Start: 15:32 Finish: 15:42

BMCRC - MRO Championships - Rnd 5 @ Snetterton 300

Thunderbike Sport & Supertwins

RACE 1 - GRID (7 Laps)



These results are provisional until the conclusion of any judicial and technical matters.

Snetterton 300: 2.9689 miles

Clerk Of Course: Caroline Patterson / Tony MacBride	Timekeeper: Craig Smith	

Results can be found at www.tsl-timing.com

Printed - 15:57 Saturday, 27 June 2026

BMCRC - MRO Championships - Rnd 5 @ Snetterton 300

Thunderbike Sport & Supertwins

RACE 1 - CLASSIFICATION

Race Distance: 6 Laps / 17.81 miles

POS	NO	CL	PIC	NAME	ENTRY	LAPS	TIME	GAP	DIFF	MPH	BEST	ON	GRD	↑↓
1	**11**		1	**Josh HARVEY**	Yamaha R6 - NR Racing	**6**	12:12.011			87.60	**1:59.802**	5	1	0
2	**7**	TWINS	1	**Travis ROOKER**	Aprilia RS660 - Swedish car connection	**6**	12:21.851	**9.840**	9.840	86.44	**2:02.246**	3	4	2
3	**21**	TWINS	2	**Toby FINNIS**	Triumph DAYTONA 660 - JPG Racing	**6**	12:26.829	**14.818**	4.978	85.86	**2:01.760**	6	6	3
4	**27**	TWINS	3	**Ben BROWN**	Triumph DAYTONA 660 - Hunts Motorcycles	**6**	12:29.380	**17.369**	2.551	85.57	**2:02.983**	6	7	3
5	**5**		2	**Logan STONE**	Yamaha R6 -	**6**	12:30.353	**18.342**	0.973	85.46	**2:03.200**	4	8	3
6	**530**		3	**Morgan CREASEY**	Suzuki GSXR 600 - Green plant	**6**	12:31.267	**19.256**	0.914	85.36	**2:03.548**	4	3	-3
7	**54**		4	**Adam JAMISON**	Yamaha R6 - Hazel Tree Estates LTD	**6**	12:31.398	**19.387**	0.131	85.34	**2:03.476**	4	5	-2
8	**4**		5	**Hayden KILLWORTH**	Suzuki GSXR - GreenPlantUK, Helmet City, M.S Racing, Nar	**6**	12:39.509	**27.498**	8.111	84.43	**2:04.052**	4	12	4
9	**9**		6	**David LANGLEY**	Honda CBR600 - DL Racing	**6**	12:44.695	**32.684**	5.186	83.86	**2:05.241**	6	11	2
10	**64**		7	**Rob SALTMER**	Kawasaki ZX6R - UNION JACKED/M-FIRE/COPES READY!	**6**	12:44.727	**32.716**	0.032	83.85	**2:05.180**	6	13	3
11	**69**		8	**Terry SMITH**	Yamaha R6 - Staxson racing	**6**	12:45.423	**33.412**	0.696	83.78	**2:05.100**	4	9	-2
12	**153**		9	**Jordan KILLWORTH**	Suzuki GSX-R600 - Greenplant/Pass Bike/M.S Racing	**6**	12:45.547	**33.536**	0.124	83.76	**2:05.439**	6	10	-2
13	**402**		10	**Kaine FARR**	Suzuki GSXR - The Elms B&B Snetterton	**6**	13:01.089	**49.078**	15.542	82.10	**2:07.304**	6	14	1
14	**75**		11	**Stewart MAY**	Honda CBR600F3 - JOE'S taxidermy, You Snuff 'em ,We Stu	**6**	13:12.307	**1:00.296**	11.218	80.93	**2:10.632**	5	16	2
15	**73**	TWINS	4	**David RANSOME**	Suzuki GSX8S - Hunts Motorcycles	**6**	13:12.443	**1:00.432**	0.136	80.92	**2:10.311**	2	18	3
16	**162**		12	**Max PRIESTLEY**	Suzuki SV650 -	**6**	13:16.882	**1:04.871**	4.439	80.47	**2:11.218**	4	19	3
17	**511**		13	**William BARRETT**	Suzuki SV650 - RSP Underground Services	**6**	13:16.995	**1:04.984**	0.113	80.46	**2:10.875**	4	20	3
18	**333**		14	**Andrew HOUGHTON**	Suzuki TL1000S - Techoir & The Bike Experience	**6**	13:19.162	**1:07.151**	2.167	80.24	**2:10.131**	5	15	-3
19	**131**		15	**Nicholas KINGSTONE**	Suzuki GSXR600 -	**6**	13:28.394	**1:16.383**	9.232	79.32	**2:12.012**	6	29	10
20	**46**	TWINS	5	**Isobel CARTER**	Yamaha R7 - Celtic Yamaha	**6**	13:30.627	**1:18.616**	2.233	79.10	**2:11.968**	6	23	3
21	**109**		16	**Logan PARSONS**	Suzuki SV650 - IMP Racing & Log Racing	**6**	13:33.539	**1:21.528**	2.912	78.82	**2:13.321**	6	21	0
22	**172**		17	**Andrew ROBINSON**	Yamaha YZF R6 -	**6**	13:35.368	**1:23.357**	1.829	78.64	**2:11.393**	5	22	0
23	**35**	TWINS	6	**Stuart THURTLE**	Aprilia RS660 - STRacing TeamTortoise / DWP	**6**	13:47.168	**1:35.157**	11.800	77.52	**2:16.060**	2	24	1
24	**786**	TWINS	7	**Ben MIETUS**	Yamaha R7 - Hunts Motorcycles	**6**	14:02.962	**1:50.951**	15.794	76.07	**2:17.952**	4	27	3
25	**96**	TWINS	8	**Jared OAKLEY**	Kawasaki ER6 -	**6**	14:20.270	**2:08.259**	17.308	74.54	**2:21.699**	2	28	3
26	**577**		18	**Richard BUCKHAM**	Kawasaki 400 RESTRICTED TO 300 -	**6**	14:36.737	**2:24.726**	16.467	73.14	**2:23.230**	2	31	5

NOT CLASSIFIED

DNF	**66**	TWINS		**Mitch DUCRAN**	Yamaha R7 - JP Haulage / Black Widow Exhausts	**0**							2	

FASTEST LAP

11		**Josh HARVEY**	Yamaha R6 - NR Racing	**5**	1:59.802	89.21 mph	143.57 kph
21	TWINS	**Toby FINNIS**	Triumph DAYTONA 660 - JPG Racing	**6**	2:01.760	87.77 mph	141.26 kph

Class - 92.5% of Race Speed = 81.03 mph
Class TWINS - 92.5% of Race Speed = 79.95 mph

Weather / Track : Sunny / Dry
These results are provisional until the conclusion of any judicial and technical matters.

Date: 28/06/2026 Start: 09:38 Finish: 09:50
Snetterton 300: 2.9689 miles

Clerk Of Course: Caroline Patterson / Tony MacBride	Timekeeper: Craig Smith	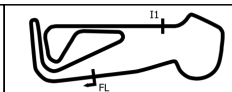

Results can be found at www.tsl-timing.com

Printed - 10:06 Sunday, 28 June 2026

BMCRC - MRO Championships - Rnd 5 @ Snetterton 300

Thunderbike Sport & Supertwins

RACE 1 - LAP CHART

LAP 1 @ 09:40:52.309

NO	BEHIND	LAP TIME
11		2:06.718
7	0.716	2:07.434
54	3.776	2:10.494
5	3.820	2:10.538
27	3.965	2:10.683
530	5.706	2:12.424
21	6.089	2:12.807
153	6.603	2:13.321
64	7.146	2:13.864
69	7.253	2:13.971
4	7.832	2:14.550
9	8.157	2:14.875
75	11.212	2:17.930
402	11.386	2:18.104
73	12.529	2:19.247
162	12.903	2:19.621
511	13.089	2:19.807
131	14.036	2:20.754
333	15.398	2:22.116
109	15.686	2:22.404
46	16.602	2:23.320
35	17.762	2:24.480
172	18.214	2:24.932
786	21.040	2:27.758
96	22.772	2:29.490
577	25.075	2:31.793

LAP 2 @ 09:42:53.151

NO	BEHIND	LAP TIME
11		2:00.842
7	2.528	2:02.654
54	7.663	2:04.729
27	7.756	2:04.633
5	8.147	2:05.169
530	8.720	2:03.856
21	8.972	2:03.725
64	13.621	2:07.317
4	13.749	2:06.759
9	14.233	2:06.918
153	14.515	2:08.754
69	14.679	2:08.268
402	21.015	2:10.471
75	21.270	2:10.900
73	21.998	2:10.311
162	23.304	2:11.243
511	24.478	2:12.231
131	27.512	2:14.318
333	27.758	2:13.202
109	29.710	2:14.866
46	29.786	2:14.026
172	31.978	2:14.606
35	32.980	2:16.060
786	39.905	2:19.707
96	43.629	2:21.699
577	47.463	2:23.230

LAP 3 @ 09:44:53.253

NO	BEHIND	LAP TIME
11		2:00.102
7	4.672	2:02.246
54	11.365	2:03.804
5	11.623	2:03.578
27	11.767	2:04.113
530	12.488	2:03.870
21	12.569	2:03.699
4	18.202	2:04.555
9	19.903	2:05.772
64	19.946	2:06.427
153	21.390	2:06.977
69	21.613	2:07.036
402	29.741	2:08.828
75	32.401	2:11.233
73	32.452	2:10.556
162	34.645	2:11.443
511	35.631	2:11.255
333	39.259	2:11.603
131	41.349	2:13.939
172	43.682	2:11.806
109	43.714	2:14.106
46	44.512	2:14.828
35	49.685	2:16.807
786	59.017	2:19.214
96	1:05.891	2:22.364
577	1:11.830	2:24.469

LAP 4 @ 09:46:53.499

NO	BEHIND	LAP TIME
11		2:00.246
7	7.408	2:02.982
5	14.577	2:03.200
54	14.595	2:03.476
27	14.962	2:03.441
21	14.968	2:02.645
530	15.790	2:03.548
4	22.008	2:04.052
9	25.211	2:05.554
64	25.255	2:05.555
69	26.467	2:05.100
153	26.723	2:05.579
402	37.603	2:08.108
75	42.990	2:10.835
73	43.386	2:11.180
162	45.617	2:11.218
511	46.260	2:10.875
333	50.076	2:11.063
131	53.761	2:12.658
109	58.237	2:14.769
46	58.290	2:14.024
172	1:01.946	2:18.510
35	1:06.770	2:17.331
786	1:16.723	2:17.952
96	1:28.017	2:22.372
577	1:36.136	2:24.552

LAP 5 @ 09:48:53.301

NO	BEHIND	LAP TIME
11		1:59.802
7	10.389	2:02.783
21	17.359	2:02.193
5	18.526	2:03.751
54	18.562	2:03.769
27	18.687	2:03.527
530	19.624	2:03.636
4	26.855	2:04.649
9	31.744	2:06.335
64	31.837	2:06.384
69	31.979	2:05.314
153	32.398	2:05.477
402	46.075	2:08.274
75	53.820	2:10.632
73	54.270	2:10.686
511	57.517	2:11.059
162	57.522	2:11.707
333	1:00.405	2:10.131
131	1:08.672	2:14.713
46	1:10.949	2:12.461
109	1:12.508	2:14.073
172	1:13.537	2:11.393
35	1:23.147	2:16.179
786	1:36.004	2:19.083
96	1:50.299	2:22.084
577	2:02.802	2:26.468

LAP 6 @ 09:50:57.602

NO	BEHIND	LAP TIME
11		2:04.301
7	9.840	2:03.752
21	14.818	2:01.760
27	17.369	2:02.983
5	18.342	2:04.117
530	19.256	2:03.933
54	19.387	2:05.126
4	27.498	2:04.944
9	32.684	2:05.241
64	32.716	2:05.180
69	33.412	2:05.734
153	33.536	2:05.439
402	49.078	2:07.304
75	1:00.296	2:10.777
73	1:00.432	2:10.463
162	1:04.871	2:11.650
511	1:04.984	2:11.768
333	1:07.151	2:11.047
131	1:16.383	2:12.012
46	1:18.616	2:11.968
109	1:21.528	2:13.321
172	1:23.357	2:14.121
35	1:35.157	2:16.311
786	1:50.951	2:19.248
96	2:08.259	2:22.261
577	2:24.726	2:26.225

Weather / Track : Sunny / Dry

Snetterton 300: 2.9689 miles
Date: 28/06/2026 Start: 09:38 Finish: 09:50

Results can be found at www.tsl-timing.com

Printed - 10:06 Sunday, 28 June 2026

BMCRC - MRO Championships - Rnd 5 @ Snetterton 300

Thunderbike Sport & Supertwins

RACE 1 - POSITION CHART

No	Name	Lap Pos	1	2	3	4	5	6
11	HARVEY	1	11	11	11	11	11	11
66	DUCRAN	2	7	7	7	7	7	7
530	CREASEY	3	54	54	54	5	21	21
7	ROOKER	4	5	27	5	54	5	27
54	JAMISON	5	27	5	27	27	54	5
21	FINNIS	6	530	530	530	21	27	530
27	BROWN	7	21	21	21	530	530	54
5	STONE	8	153	64	4	4	4	4
69	SMITH	9	64	4	9	9	9	9
153	KILLWORTH	10	69	9	64	64	64	64
9	LANGLEY	11	4	153	153	69	69	69
4	KILLWORTH	12	9	69	69	153	153	153
64	SALTMER	13	75	402	402	402	402	402
402	FARR	14	402	75	75	75	75	75
333	HOUGHTON	15	73	73	73	73	73	73
75	MAY	16	162	162	162	162	511	162
73	RANSOME	17	511	511	511	511	162	511
162	PRIESTLEY	18	131	131	333	333	333	333
511	BARRETT	19	333	333	131	131	131	131
109	PARSONS	20	109	109	172	109	46	46
172	ROBINSON	21	46	46	109	46	109	109
46	CARTER	22	35	172	46	172	172	172
35	THURTLE	23	172	35	35	35	35	35
786	MIETUS	24	786	786	786	786	786	786
96	OAKLEY	25	96	96	96	96	96	96
131	KINGSTONE	26	577	577	577	577	577	577
577	BUCKHAM	27						

Weather / Track : Sunny / Dry

Snetterton 300: 2.9689 miles
Date: 28/06/2026 Start: 09:38 Finish: 09:50

Results can be found at www.tsl-timing.com

Printed - 10:06 Sunday, 28 June 2026

BMCRC - MRO Championships - Rnd 5 @ Snetterton 300

Thunderbike Sport & Supertwins

RACE 1 - SECTOR ANALYSIS

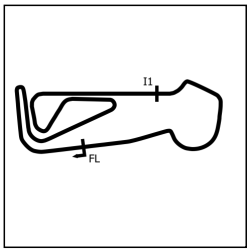

SECTOR 1 = FL to I1, SECTOR 2 = I1 to FL, DIFF = Difference To Personal Best Lap, P = Crossed Finish Line in Pit Lane, D = Time Disallowed

P1 11 Josh HARVEY — Yamaha R6 - NR Racing

IDEAL LAP TIME : 1:59.741 BEST LAP TIME : 1:59.802 DIFFERENCE : 0.061

LAP	SECTOR 1	SECTOR 2	LAP TIME		MPH	DIFF	TIME OF DAY
1 -		40.373	2:06.718		84.34	6.916	09:40:52.309
2 -	1:20.287	40.555	2:00.842		88.44	1.040	09:42:53.151
3 -	1:19.911	***40.191***	2:00.102	**(2)**	88.99	0.300	09:44:53.253
4 -	1:19.903	40.343	2:00.246	**(3)**	88.88	0.444	09:46:53.499
5 -	***1:19.550***	40.252	***1:59.802***	**(1)**	***89.21***		***09:48:53.301***
6 -	1:21.000	43.301	2:04.301		85.98	4.499	09:50:57.602

P2 7 TWINS Travis ROOKER — Aprilia RS660 - Swedish car connection

IDEAL LAP TIME : 2:02.246 BEST LAP TIME : 2:02.246 DIFFERENCE : 0.000

LAP	SECTOR 1	SECTOR 2	LAP TIME		MPH	DIFF	TIME OF DAY
1 -		40.900	2:07.434		83.87	5.188	09:40:53.025
2 -	1:21.568	41.086	2:02.654	**(2)**	87.14	0.408	09:42:55.679
3 -	***1:21.414***	***40.832***	***2:02.246***	**(1)**	***87.43***		***09:44:57.925***
4 -	1:22.016	40.966	2:02.982		86.90	0.736	09:47:00.907
5 -	1:21.712	41.071	2:02.783	**(3)**	87.04	0.537	09:49:03.690
6 -	1:22.244	41.508	2:03.752		86.36	1.506	09:51:07.442

P3 21 TWINS Toby FINNIS — Triumph DAYTONA 660 - JPG Racing

IDEAL LAP TIME : 2:01.378 BEST LAP TIME : 2:01.760 DIFFERENCE : 0.382

LAP	SECTOR 1	SECTOR 2	LAP TIME		MPH	DIFF	TIME OF DAY
1 -		41.797	2:12.807		80.47	11.047	09:40:58.398
2 -	1:22.612	41.113	2:03.725		86.38	1.965	09:43:02.123
3 -	1:22.556	41.143	2:03.699		86.40	1.939	09:45:05.822
4 -	1:21.732	40.913	2:02.645	**(3)**	87.14	0.885	09:47:08.467
5 -	1:21.988	***40.205***	2:02.193	**(2)**	87.46	0.433	09:49:10.660
6 -	***1:21.173***	40.587	***2:01.760***	**(1)**	***87.77***		***09:51:12.420***

P4 27 TWINS Ben BROWN — Triumph DAYTONA 660 - Hunts Motorcycles

IDEAL LAP TIME : 2:02.634 BEST LAP TIME : 2:02.983 DIFFERENCE : 0.349

LAP	SECTOR 1	SECTOR 2	LAP TIME		MPH	DIFF	TIME OF DAY
1 -		41.080	2:10.683		81.78	7.700	09:40:56.274
2 -	1:23.590	41.043	2:04.633		85.75	1.650	09:43:00.907
3 -	1:22.929	41.184	2:04.113		86.11	1.130	09:45:05.020
4 -	1:23.053	40.388	2:03.441	**(2)**	86.58	0.458	09:47:08.461
5 -	1:23.153	***40.374***	2:03.527	**(3)**	86.52	0.544	09:49:11.988
6 -	***1:22.260***	40.723	***2:02.983***	**(1)**	***86.90***		***09:51:14.971***

P5 5 Logan STONE — Yamaha R6 -

IDEAL LAP TIME : 2:03.139 BEST LAP TIME : 2:03.200 DIFFERENCE : 0.061

LAP	SECTOR 1	SECTOR 2	LAP TIME		MPH	DIFF	TIME OF DAY
1 -		41.703	2:10.538		81.87	7.338	09:40:56.129
2 -	1:23.908	41.261	2:05.169		85.38	1.969	09:43:01.298
3 -	***1:22.423***	41.155	2:03.578	**(2)**	86.48	0.378	09:45:04.876
4 -	1:22.484	***40.716***	***2:03.200***	**(1)**	***86.75***		***09:47:08.076***
5 -	1:22.995	40.756	2:03.751	**(3)**	86.36	0.551	09:49:11.827
6 -	1:23.293	40.824	2:04.117		86.11	0.917	09:51:15.944

P6 530 Morgan CREASEY — Suzuki GSXR 600 - Green plant

IDEAL LAP TIME : 2:03.442 BEST LAP TIME : 2:03.548 DIFFERENCE : 0.106

LAP	SECTOR 1	SECTOR 2	LAP TIME		MPH	DIFF	TIME OF DAY
1 -		41.619	2:12.424		80.71	8.876	09:40:58.015
2 -	1:22.914	40.942	2:03.856	**(3)**	86.29	0.308	09:43:01.871
3 -	1:22.698	41.172	2:03.870		86.28	0.322	09:45:05.741
4 -	1:22.750	***40.798***	***2:03.548***	**(1)**	***86.50***		***09:47:09.289***
5 -	1:22.791	40.845	2:03.636	**(2)**	86.44	0.088	09:49:12.925
6 -	***1:22.644***	41.289	2:03.933		86.24	0.385	09:51:16.858

Weather / Track : Sunny / Dry

Snetterton 300: 2.9689 miles
Date: 28/06/2026 Start: 09:38 Finish: 09:50

BMCRC - MRO Championships - Rnd 5 @ Snetterton 300

Thunderbike Sport & Supertwins

RACE 1 - SECTOR ANALYSIS

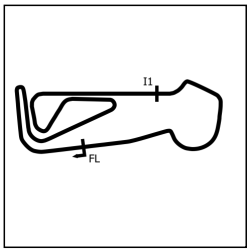

SECTOR 1 = FL to I1, SECTOR 2 = I1 to FL, DIFF = Difference To Personal Best Lap, P = Crossed Finish Line in Pit Lane, D = Time Disallowed

P7 54 Adam JAMISON — Yamaha R6 - Hazel Tree Estates LTD

IDEAL LAP TIME : 2:03.476 BEST LAP TIME : 2:03.476 DIFFERENCE : 0.000

LAP	SECTOR 1	SECTOR 2	LAP TIME		MPH	DIFF	TIME OF DAY
1 -		41.635	2:10.494		81.90	7.018	09:40:56.085
2 -	1:23.274	41.455	2:04.729		85.69	1.253	09:43:00.814
3 -	1:22.388	41.416	2:03.804	(3)	86.33	0.328	09:45:04.618
4 -	***1:22.333***	***41.143***	***2:03.476***	**(1)**	***86.55***		***09:47:08.094***
5 -	1:22.602	41.167	2:03.769	(2)	86.35	0.293	09:49:11.863
6 -	1:23.816	41.310	2:05.126		85.41	1.650	09:51:16.989

P8 4 Hayden KILLWORTH — Suzuki GSXR - GreenPlantUK, Helmet City, M.S Racing, Nan, F

IDEAL LAP TIME : 2:04.019 BEST LAP TIME : 2:04.052 DIFFERENCE : 0.033

LAP	SECTOR 1	SECTOR 2	LAP TIME		MPH	DIFF	TIME OF DAY
1 -		42.180	2:14.550		79.43	10.498	09:41:00.141
2 -	1:24.393	42.366	2:06.759		84.31	2.707	09:43:06.900
3 -	1:23.390	***41.165***	2:04.555	(2)	85.81	0.503	09:45:11.455
4 -	***1:22.854***	41.198	***2:04.052***	**(1)**	***86.15***		***09:47:15.507***
5 -	1:23.359	41.290	2:04.649	(3)	85.74	0.597	09:49:20.156
6 -	1:23.384	41.560	2:04.944		85.54	0.892	09:51:25.100

P9 9 David LANGLEY — Honda CBR600 - DL Racing

IDEAL LAP TIME : 2:05.079 BEST LAP TIME : 2:05.241 DIFFERENCE : 0.162

LAP	SECTOR 1	SECTOR 2	LAP TIME		MPH	DIFF	TIME OF DAY
1 -		42.459	2:14.875		79.24	9.634	09:41:00.466
2 -	1:24.081	42.837	2:06.918		84.21	1.677	09:43:07.384
3 -	1:23.775	41.997	2:05.772	(3)	84.97	0.531	09:45:13.156
4 -	1:23.638	41.916	2:05.554	(2)	85.12	0.313	09:47:18.710
5 -	***1:23.410***	42.925	2:06.335		84.60	1.094	09:49:25.045
6 -	1:23.572	***41.669***	***2:05.241***	**(1)**	***85.34***		***09:51:30.286***

P10 64 Rob SALTMER — Kawasaki ZX6R - UNION JACKED/M-FIRE/COPES READYMIX

IDEAL LAP TIME : 2:04.928 BEST LAP TIME : 2:05.180 DIFFERENCE : 0.252

LAP	SECTOR 1	SECTOR 2	LAP TIME		MPH	DIFF	TIME OF DAY
1 -		42.084	2:13.864		79.84	8.684	09:40:59.455
2 -	1:24.675	42.642	2:07.317		83.94	2.137	09:43:06.772
3 -	1:24.406	42.021	2:06.427		84.53	1.247	09:45:13.199
4 -	1:23.852	***41.703***	2:05.555	(2)	85.12	0.375	09:47:18.754
5 -	***1:23.225***	43.159	2:06.384	(3)	84.56	1.204	09:49:25.138
6 -	1:23.397	41.783	***2:05.180***	**(1)**	***85.38***		***09:51:30.318***

P11 69 Terry SMITH — Yamaha R6 - Staxson racing

IDEAL LAP TIME : 2:04.885 BEST LAP TIME : 2:05.100 DIFFERENCE : 0.215

LAP	SECTOR 1	SECTOR 2	LAP TIME		MPH	DIFF	TIME OF DAY
1 -		41.921	2:13.971		79.77	8.871	09:40:59.562
2 -	1:25.183	43.085	2:08.268		83.32	3.168	09:43:07.830
3 -	1:24.531	42.505	2:07.036		84.13	1.936	09:45:14.866
4 -	1:23.379	***41.721***	***2:05.100***	**(1)**	***85.43***		***09:47:19.966***
5 -	***1:23.164***	42.150	2:05.314	(2)	85.29	0.214	09:49:25.280
6 -	1:23.576	42.158	2:05.734	(3)	85.00	0.634	09:51:31.014

P12 153 Jordan KILLWORTH — Suzuki GSX-R600 - Greenplant/Pass Bike/M.S Racing

IDEAL LAP TIME : 2:05.219 BEST LAP TIME : 2:05.439 DIFFERENCE : 0.220

LAP	SECTOR 1	SECTOR 2	LAP TIME		MPH	DIFF	TIME OF DAY
1 -		42.371	2:13.321		80.16	7.882	09:40:58.912
2 -	1:25.467	43.287	2:08.754		83.01	3.315	09:43:07.666
3 -	1:24.954	42.023	2:06.977		84.17	1.538	09:45:14.643
4 -	***1:23.728***	41.851	2:05.579	(3)	85.11	0.140	09:47:20.222
5 -	1:23.986	***41.491***	2:05.477	(2)	85.17	0.038	09:49:25.699
6 -	1:23.765	41.674	***2:05.439***	**(1)**	***85.20***		***09:51:31.138***

Weather / Track : Sunny / Dry

Snetterton 300: 2.9689 miles
Date: 28/06/2026 Start: 09:38 Finish: 09:50

BMCRC - MRO Championships - Rnd 5 @ Snetterton 300

Thunderbike Sport & Supertwins

RACE 1 - SECTOR ANALYSIS

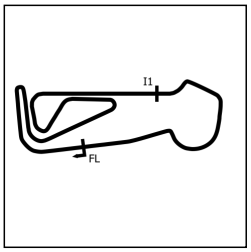

SECTOR 1 = FL to I1, SECTOR 2 = I1 to FL, DIFF = Difference To Personal Best Lap, P = Crossed Finish Line in Pit Lane, D = Time Disallowed

P13 402 Kaine FARR — Suzuki GSXR - The Elms B&B Snetterton

IDEAL LAP TIME : 2:07.304 BEST LAP TIME : 2:07.304 DIFFERENCE : 0.000

LAP	SECTOR 1	SECTOR 2	LAP TIME	MPH	DIFF	TIME OF DAY
1 -		43.996	2:18.104	77.39	10.800	09:41:03.695
2 -	1:26.936	43.535	2:10.471	81.91	3.167	09:43:14.166
3 -	1:25.265	43.563	2:08.828	82.96	1.524	09:45:22.994
4 -	1:24.999	43.109	2:08.108 (2)	83.43	0.804	09:47:31.102
5 -	1:25.004	43.270	2:08.274 (3)	83.32	0.970	09:49:39.376
6 -	***1:24.557***	***42.747***	***2:07.304 (1)***	***83.95***		***09:51:46.680***

P14 75 Stewart MAY — Honda CBR600F3 - JOE'S taxidermy, You Snuff 'em ,We Stuff 'e

IDEAL LAP TIME : 2:10.471 BEST LAP TIME : 2:10.632 DIFFERENCE : 0.161

LAP	SECTOR 1	SECTOR 2	LAP TIME	MPH	DIFF	TIME OF DAY
1 -		43.911	2:17.930	77.48	7.298	09:41:03.521
2 -	1:27.324	43.576	2:10.900	81.65	0.268	09:43:14.421
3 -	1:27.552	43.681	2:11.233	81.44	0.601	09:45:25.654
4 -	1:27.237	43.598	2:10.835 (3)	81.69	0.203	09:47:36.489
5 -	1:27.372	***43.260***	***2:10.632 (1)***	***81.81***		***09:49:47.121***
6 -	***1:27.211***	43.566	2:10.777 (2)	81.72	0.145	09:51:57.898

P15 73 TWINS David RANSOME — Suzuki GSX8S - Hunts Motorcycles

IDEAL LAP TIME : 2:09.881 BEST LAP TIME : 2:10.311 DIFFERENCE : 0.430

LAP	SECTOR 1	SECTOR 2	LAP TIME	MPH	DIFF	TIME OF DAY
1 -		44.479	2:19.247	76.75	8.936	09:41:04.838
2 -	***1:26.755***	43.556	***2:10.311 (1)***	***82.01***		***09:43:15.149***
3 -	1:27.340	43.216	2:10.556 (3)	81.86	0.245	09:45:25.705
4 -	1:27.921	43.259	2:11.180	81.47	0.869	09:47:36.885
5 -	1:27.560	***43.126***	2:10.686	81.78	0.375	09:49:47.571
6 -	1:27.314	43.149	2:10.463 (2)	81.92	0.152	09:51:58.034

P16 162 Max PRIESTLEY — Suzuki SV650 -

IDEAL LAP TIME : 2:10.920 BEST LAP TIME : 2:11.218 DIFFERENCE : 0.298

LAP	SECTOR 1	SECTOR 2	LAP TIME	MPH	DIFF	TIME OF DAY
1 -		43.724	2:19.621	76.55	8.403	09:41:05.212
2 -	***1:27.544***	43.699	2:11.243 (2)	81.43	0.025	09:43:16.455
3 -	1:27.860	43.583	2:11.443 (3)	81.31	0.225	09:45:27.898
4 -	1:27.842	***43.376***	***2:11.218 (1)***	***81.45***		***09:47:39.116***
5 -	1:27.648	44.059	2:11.707	81.15	0.489	09:49:50.823
6 -	1:27.954	43.696	2:11.650	81.18	0.432	09:52:02.473

P17 511 William BARRETT — Suzuki SV650 - RSP Underground Services

IDEAL LAP TIME : 2:10.848 BEST LAP TIME : 2:10.875 DIFFERENCE : 0.027

LAP	SECTOR 1	SECTOR 2	LAP TIME	MPH	DIFF	TIME OF DAY
1 -		43.808	2:19.807	76.44	8.932	09:41:05.398
2 -	1:28.029	44.202	2:12.231	80.82	1.356	09:43:17.629
3 -	1:27.395	43.860	2:11.255 (3)	81.42	0.380	09:45:28.884
4 -	***1:27.370***	43.505	***2:10.875 (1)***	***81.66***		***09:47:39.759***
5 -	1:27.581	***43.478***	2:11.059 (2)	81.55	0.184	09:49:50.818
6 -	1:27.675	44.093	2:11.768	81.11	0.893	09:52:02.586

P18 333 Andrew HOUGHTON — Suzuki TL1000S - Techoir & The Bike Experience

IDEAL LAP TIME : 2:10.131 BEST LAP TIME : 2:10.131 DIFFERENCE : 0.000

LAP	SECTOR 1	SECTOR 2	LAP TIME	MPH	DIFF	TIME OF DAY
1 -		44.444	2:22.116	75.20	11.985	09:41:07.707
2 -	1:28.270	44.932	2:13.202	80.23	3.071	09:43:20.909
3 -	1:28.065	43.538	2:11.603	81.21	1.472	09:45:32.512
4 -	1:27.332	43.731	2:11.063 (3)	81.54	0.932	09:47:43.575
5 -	***1:26.847***	***43.284***	***2:10.131 (1)***	***82.13***		***09:49:53.706***
6 -	1:27.153	43.894	2:11.047 (2)	81.55	0.916	09:52:04.753

Weather / Track : Sunny / Dry

Snetterton 300: 2.9689 miles
Date: 28/06/2026 Start: 09:38 Finish: 09:50

BMCRC - MRO Championships - Rnd 5 @ Snetterton 300

Thunderbike Sport & Supertwins

RACE 1 - SECTOR ANALYSIS

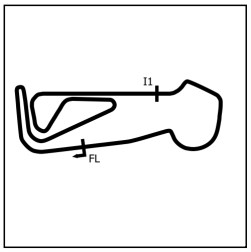

SECTOR 1 = FL to I1, SECTOR 2 = I1 to FL, DIFF = Difference To Personal Best Lap, P = Crossed Finish Line in Pit Lane, D = Time Disallowed

P19 131 Nicholas KINGSTONE — Suzuki GSXR600 -

IDEAL LAP TIME : 2:12.012 BEST LAP TIME : 2:12.012 DIFFERENCE : 0.000

LAP	SECTOR 1	SECTOR 2	LAP TIME		MPH	DIFF	TIME OF DAY
1 -		44.467	2:20.754		75.93	8.742	09:41:06.345
2 -	1:29.387	44.931	2:14.318		79.57	2.306	09:43:20.663
3 -	1:29.755	44.184	2:13.939	(3)	79.79	1.927	09:45:34.602
4 -	1:28.431	44.227	2:12.658	(2)	80.56	0.646	09:47:47.260
5 -	1:29.498	45.215	2:14.713		79.33	2.701	09:50:01.973
6 -	***1:28.081***	***43.931***	***2:12.012***	***(1)***	***80.96***		***09:52:13.985***

P20 46 TWINS Isobel CARTER — Yamaha R7 - Celtic Yamaha

IDEAL LAP TIME : 2:11.968 BEST LAP TIME : 2:11.968 DIFFERENCE : 0.000

LAP	SECTOR 1	SECTOR 2	LAP TIME		MPH	DIFF	TIME OF DAY
1 -		45.036	2:23.320		74.57	11.352	09:41:08.911
2 -	1:29.368	44.658	2:14.026		79.74	2.058	09:43:22.937
3 -	1:29.604	45.224	2:14.828		79.27	2.860	09:45:37.765
4 -	1:29.323	44.701	2:14.024	(3)	79.74	2.056	09:47:51.789
5 -	1:28.255	44.206	2:12.461	(2)	80.68	0.493	09:50:04.250
6 -	***1:27.834***	***44.134***	***2:11.968***	***(1)***	***80.98***		***09:52:16.218***

P21 109 Logan PARSONS — Suzuki SV650 - IMP Racing & Log Racing

IDEAL LAP TIME : 2:13.255 BEST LAP TIME : 2:13.321 DIFFERENCE : 0.066

LAP	SECTOR 1	SECTOR 2	LAP TIME		MPH	DIFF	TIME OF DAY
1 -		45.067	2:22.404		75.05	9.083	09:41:07.995
2 -	1:29.870	44.996	2:14.866		79.24	1.545	09:43:22.861
3 -	1:29.100	45.006	2:14.106	(3)	79.69	0.785	09:45:36.967
4 -	1:29.432	45.337	2:14.769		79.30	1.448	09:47:51.736
5 -	1:29.216	***44.857***	2:14.073	(2)	79.71	0.752	09:50:05.809
6 -	***1:28.398***	44.923	***2:13.321***	***(1)***	***80.16***		***09:52:19.130***

P22 172 Andrew ROBINSON — Yamaha YZF R6 -

IDEAL LAP TIME : 2:11.039 BEST LAP TIME : 2:11.393 DIFFERENCE : 0.354

LAP	SECTOR 1	SECTOR 2	LAP TIME		MPH	DIFF	TIME OF DAY
1 -		44.684	2:24.932		73.74	13.539	09:41:10.523
2 -	1:29.927	44.679	2:14.606		79.40	3.213	09:43:25.129
3 -	***1:27.240***	44.566	2:11.806	(2)	81.08	0.413	09:45:36.935
4 -	1:33.999	44.511	2:18.510		77.16	7.117	09:47:55.445
5 -	1:27.594	***43.799***	***2:11.393***	***(1)***	***81.34***		***09:50:06.838***
6 -	1:28.688	45.433	2:14.121	(3)	79.68	2.728	09:52:20.959

P23 35 TWINS Stuart THURTLE — Aprilia RS660 - STRacing TeamTortoise / DWP

IDEAL LAP TIME : 2:15.818 BEST LAP TIME : 2:16.060 DIFFERENCE : 0.242

LAP	SECTOR 1	SECTOR 2	LAP TIME		MPH	DIFF	TIME OF DAY
1 -		***45.618***	2:24.480		73.97	8.420	09:41:10.071
2 -	1:30.388	45.672	***2:16.060***	***(1)***	***78.55***		***09:43:26.131***
3 -	1:30.716	46.091	2:16.807		78.12	0.747	09:45:42.938
4 -	1:31.177	46.154	2:17.331		77.82	1.271	09:48:00.269
5 -	***1:30.200***	45.979	2:16.179	(2)	78.48	0.119	09:50:16.448
6 -	1:30.425	45.886	2:16.311	(3)	78.40	0.251	09:52:32.759

P24 786 TWINS Ben MIETUS — Yamaha R7 - Hunts Motorcycles

IDEAL LAP TIME : 2:17.952 BEST LAP TIME : 2:17.952 DIFFERENCE : 0.000

LAP	SECTOR 1	SECTOR 2	LAP TIME		MPH	DIFF	TIME OF DAY
1 -		46.736	2:27.758		72.33	9.806	09:41:13.349
2 -	1:32.765	46.942	2:19.707		76.50	1.755	09:43:33.056
3 -	1:32.795	46.419	2:19.214	(3)	76.77	1.262	09:45:52.270
4 -	***1:31.589***	***46.363***	***2:17.952***	***(1)***	***77.47***		***09:48:10.222***
5 -	1:32.461	46.622	2:19.083	(2)	76.84	1.131	09:50:29.305
6 -	1:32.843	46.405	2:19.248		76.75	1.296	09:52:48.553

Weather / Track : Sunny / Dry

Snetterton 300: 2.9689 miles
Date: 28/06/2026 Start: 09:38 Finish: 09:50

BMCRC - MRO Championships - Rnd 5 @ Snetterton 300

Thunderbike Sport & Supertwins

RACE 1 - SECTOR ANALYSIS

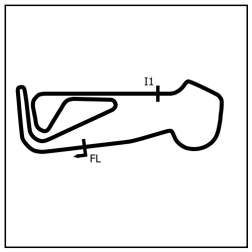

SECTOR 1 = FL to I1, SECTOR 2 = I1 to FL, DIFF = Difference To Personal Best Lap, P = Crossed Finish Line in Pit Lane, D = Time Disallowed

P25 96 TWINS Jared OAKLEY Kawasaki ER6 -

IDEAL LAP TIME : 2:21.123 BEST LAP TIME : 2:21.699 DIFFERENCE : 0.576

LAP	SECTOR 1	SECTOR 2	LAP TIME	MPH	DIFF	TIME OF DAY
1 -		***46.947***	2:29.490	71.49	7.791	09:41:15.081
2 -	***1:34.176***	47.523	***2:21.699*** **(1)**	***75.42***		***09:43:36.780***
3 -	1:35.009	47.355	2:22.364	75.07	0.665	09:45:59.144
4 -	1:34.626	47.746	2:22.372	75.07	0.673	09:48:21.516
5 -	1:34.791	47.293	2:22.084 **(2)**	75.22	0.385	09:50:43.600
6 -	1:34.960	47.301	2:22.261 **(3)**	75.13	0.562	09:53:05.861

P26 577 Richard BUCKHAM Kawasaki 400 RESTRICTED TO 300 -

IDEAL LAP TIME : 2:23.005 BEST LAP TIME : 2:23.230 DIFFERENCE : 0.225

LAP	SECTOR 1	SECTOR 2	LAP TIME	MPH	DIFF	TIME OF DAY
1 -		***48.030***	2:31.793	70.41	8.563	09:41:17.384
2 -	***1:34.975***	48.255	***2:23.230*** **(1)**	***74.62***		***09:43:40.614***
3 -	1:35.794	48.675	2:24.469 **(2)**	73.98	1.239	09:46:05.083
4 -	1:35.288	49.264	2:24.552 **(3)**	73.93	1.322	09:48:29.635
5 -	1:36.642	49.826	2:26.468	72.97	3.238	09:50:56.103
6 -	1:36.363	49.862	2:26.225	73.09	2.995	09:53:22.328

P27 66 TWINS Mitch DUCRAN Yamaha R7 - JP Haulage / Black Widow Exhausts

IDEAL LAP TIME : BEST LAP TIME : DIFFERENCE :

LAP	SECTOR 1	SECTOR 2	LAP TIME	MPH	DIFF	TIME OF DAY
1 -						

BMCRC - MRO Championships - Rnd 5 @ Snetterton 300

Thunderbike Sport & Supertwins

RACE 1 - BEST SECTORS

	SECTOR 1		SECTOR 2	
POS	NO	TIME	NO	TIME
1	**11**	**1:19.550**	**11**	**40.191**
2	**21**	**1:21.173**	**21**	**40.205**
3	**7**	**1:21.414**	**27**	**40.374**
4	**27**	**1:22.260**	**5**	**40.716**
5	**54**	**1:22.333**	**530**	**40.798**
6	**5**	**1:22.423**	**7**	**40.832**
7	**530**	**1:22.644**	**54**	**41.143**
8	**4**	**1:22.854**	**4**	**41.165**
9	**69**	**1:23.164**	**153**	**41.491**
10	**64**	**1:23.225**	**9**	**41.669**
11	**9**	**1:23.410**	**64**	**41.703**
12	**153**	**1:23.728**	**69**	**41.721**
13	**402**	**1:24.557**	**402**	**42.747**
14	**73**	**1:26.755**	**73**	**43.126**
15	**333**	**1:26.847**	**75**	**43.260**
16	**75**	**1:27.211**	**333**	**43.284**
17	**172**	**1:27.240**	**162**	**43.376**
18	**511**	**1:27.370**	**511**	**43.478**
19	**162**	**1:27.544**	**172**	**43.799**
20	**46**	**1:27.834**	**131**	**43.931**
21	**131**	**1:28.081**	**46**	**44.134**
22	**109**	**1:28.398**	**109**	**44.857**
23	**35**	**1:30.200**	**35**	**45.618**
24	**786**	**1:31.589**	**786**	**46.363**
25	**96**	**1:34.176**	**96**	**46.947**
26	**577**	**1:34.975**	**577**	**48.030**
27				

IDEAL / BEST COMPARISON

PERFECT LAP 1:59.741

POS	NO	NAME	IDEAL	BEST	DIFF
1	**11**	HARVEY	1:59.741	1:59.802	**0.061**
2	**21**	FINNIS	2:01.378	2:01.760	**0.382**
3	**7**	ROOKER	2:02.246	2:02.246	**0.000**
4	**27**	BROWN	2:02.634	2:02.983	**0.349**
5	**5**	STONE	2:03.139	2:03.200	**0.061**
6	**530**	CREASEY	2:03.442	2:03.548	**0.106**
7	**54**	JAMISON	2:03.476	2:03.476	**0.000**
8	**4**	KILLWORTH	2:04.019	2:04.052	**0.033**
9	**69**	SMITH	2:04.885	2:05.100	**0.215**
10	**64**	SALTMER	2:04.928	2:05.180	**0.252**
11	**9**	LANGLEY	2:05.079	2:05.241	**0.162**
12	**153**	KILLWORTH	2:05.219	2:05.439	**0.220**
13	**402**	FARR	2:07.304	2:07.304	**0.000**
14	**73**	RANSOME	2:09.881	2:10.311	**0.430**
15	**333**	HOUGHTON	2:10.131	2:10.131	**0.000**
16	**75**	MAY	2:10.471	2:10.632	**0.161**
17	**511**	BARRETT	2:10.848	2:10.875	**0.027**
18	**162**	PRIESTLEY	2:10.920	2:11.218	**0.298**
19	**172**	ROBINSON	2:11.039	2:11.393	**0.354**
20	**46**	CARTER	2:11.968	2:11.968	**0.000**
21	**131**	KINGSTONE	2:12.012	2:12.012	**0.000**
22	**109**	PARSONS	2:13.255	2:13.321	**0.066**
23	**35**	THURTLE	2:15.818	2:16.060	**0.242**
24	**786**	MIETUS	2:17.952	2:17.952	**0.000**
25	**96**	OAKLEY	2:21.123	2:21.699	**0.576**
26	**577**	BUCKHAM	2:23.005	2:23.230	**0.225**

Weather / Track : Sunny / Dry

Snetterton 300: 2.9689 miles
Date: 28/06/2026 Start: 09:38 Finish: 09:50

Results can be found at www.tsl-timing.com

Printed - 10:06 Sunday, 28 June 2026

BMCRC - MRO Championships - Rnd 5 @ Snetterton 300

Thunderbike Sport & Supertwins

RACE 1 - STATISTICS

Competitors Started	27
Planned Start	2026-06-28 @ 09:21:00.000
Actual Start	2026-06-28 @ 09:38:45.590
Finish Time	2026-06-28 @ 09:50:57.601
Track Length	2.9689mi.
Total Laps	156
Total Distance Covered	463.1502mi.

Session Fastest Lap History

NO	CL	NAME	LAP TIME	TIME OF DAY	LAP	VEHICLE
11		**Josh HARVEY**	**2:00.842**	09:42:53.151	2	Yamaha R6
11		**Josh HARVEY**	**2:00.102**	09:44:53.253	3	Yamaha R6
11		**Josh HARVEY**	**1:59.802**	09:48:53.301	5	Yamaha R6

Session Leader History

NO	CL	NAME	FROM LAP	LAPS LED	DISTANCE	VEHICLE
11		**Josh HARVEY**	1	6	17.81 miles	Yamaha R6

Flag History

TYPE	TIME OF DAY
GREEN	09:38:45.590
FINISH	09:50:57.601

Flag Statistics

TYPE	COUNT	TOTAL LAPS	TOTAL TIME
Green	1	6	15:02.719
Red	0	0	0.000
Safety Car	0	0	0.000
FCY	0	0	0.000

BMCRC - MRO Championships - Rnd 5 @ Snetterton 300

Thunderbike Sport & Supertwins

RACE 1 - STATISTICS

CLASS : 18 Starters

Fastest Lap History

NO	NAME	LAP TIME	TIME OF DAY	LAP	VEHICLE
11	**Josh HARVEY**	**2:00.842**	09:42:53.151	2	Yamaha R6
11	**Josh HARVEY**	**2:00.102**	09:44:53.253	3	Yamaha R6
11	**Josh HARVEY**	**1:59.802**	09:48:53.301	5	Yamaha R6

Leader History

NO	NAME	FROM LAP	LAPS LED	DISTANCE	VEHICLE
11	**Josh HARVEY**	1	6	17.81 miles	Yamaha R6

BMCRC - MRO Championships - Rnd 5 @ Snetterton 300

Thunderbike Sport & Supertwins

RACE 1 - STATISTICS

CLASS : TWINS

9 Starters

Fastest Lap History

NO	NAME	LAP TIME	TIME OF DAY	LAP	VEHICLE
7	**Travis ROOKER**	**2:02.654**	09:42:55.679	2	Aprilia RS660
7	**Travis ROOKER**	**2:02.246**	09:44:57.925	3	Aprilia RS660
21	**Toby FINNIS**	**2:02.193**	09:49:10.660	5	Triumph DAYTONA 660
21	**Toby FINNIS**	**2:01.760**	09:51:12.420	6	Triumph DAYTONA 660

Leader History

NO	NAME	FROM LAP	LAPS LED	DISTANCE	VEHICLE
7	**Travis ROOKER**	1	6	17.81 miles	Aprilia RS660

Weather / Track : Sunny / Dry

Snetterton 300: 2.9689 miles
Date: 28/06/2026 Start: 09:38 Finish: 09:50

BMCRC - MRO Championships - Rnd 5 @ Snetterton 300

Thunderbike Sport & Supertwins

RACE 11 - GRID (7 Laps)



These results are provisional until the conclusion of any judicial and technical matters.

Snetterton 300: 2.9689 miles

Clerk Of Course: Caroline Patterson / Tony MacBride	Timekeeper: Craig Smith	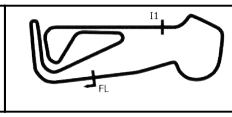

Results can be found at www.tsl-timing.com

Printed - 10:10 Sunday, 28 June 2026

BMCRC - MRO Championships - Rnd 5 @ Snetterton 300

Thunderbike Sport & Supertwins

RACE 11 - CLASSIFICATION

Race Distance: 7 Laps / 20.78 miles

POS	NO	CL	PIC	NAME	ENTRY	LAPS	TIME	GAP	DIFF	MPH	BEST	ON	GRD	↑↓
1	11		1	Josh HARVEY	Yamaha R6 - NR Racing	7	14:11.338			87.88	1:59.827	2	1	0
2	27	TWINS	1	Ben BROWN	Triumph DAYTONA 660 - Hunts Motorcycles	7	14:23.761	12.423	12.423	86.61	2:01.185	5	4	2
3	7	TWINS	2	Travis ROOKER	Aprilia RS660 - Swedish car connection	7	14:25.444	14.106	1.683	86.44	2:01.362	5	3	0
4	66	TWINS	3	Mitch DUCRAN	Yamaha R7 - JP Haulage / Black Widow Exhausts	7	14:27.436	16.098	1.992	86.25	2:02.352	4	8	4
5	54		2	Adam JAMISON	Yamaha R6 - Hazel Tree Estates LTD	7	14:29.691	18.353	2.255	86.02	2:02.552	4	6	1
6	530		3	Morgan CREASEY	Suzuki GSXR 600 - Green plant	7	14:29.959	18.621	0.268	86.00	2:02.251	5	7	1
7	4		4	Hayden KILLWORTH	Suzuki GSXR - GreenPlantUK, Helmet City, M.S Racing, Nar	7	14:37.538	26.200	7.579	85.25	2:03.215	5	9	2
8	21	TWINS	4	Toby FINNIS	Triumph DAYTONA 660 - JPG Racing	7	14:40.821	29.483	3.283	84.93	2:03.468	4	2	-6
9	5		5	Logan STONE	Yamaha R6 -	7	14:43.332	31.994	2.511	84.69	2:04.738	3	5	-4
10	153		6	Jordan KILLWORTH	Suzuki GSX-R600 - Greenplant/Pass Bike/M.S Racing	7	14:48.754	37.416	5.422	84.18	2:05.410	5	13	3
11	64		7	Rob SALTMER	Kawasaki ZX6R - UNION JACKED/M-FIRE/COPES READY!	7	14:52.930	41.592	4.176	83.78	2:06.110	2	11	0
12	69		8	Terry SMITH	Yamaha R6 - Staxson racing	7	15:01.269	49.931	8.339	83.01	2:06.132	2	10	-2
13	73	TWINS	5	David RANSOME	Suzuki GSX8S - Hunts Motorcycles	7	15:04.053	52.715	2.784	82.75	2:07.304	5	16	3
14	333		9	Andrew HOUGHTON	Suzuki TL1000S - Techoir & The Bike Experience	7	15:26.258	1:14.920	22.205	80.77	2:10.218	4	15	1
15	162		10	Max PRIESTLEY	Suzuki SV650 -	7	15:28.079	1:16.741	1.821	80.61	2:10.532	6	19	4
16	75		11	Stewart MAY	Honda CBR600F3 - JOE'S taxidermy, You Snuff 'em ,We Stu	7	15:38.330	1:26.992	10.251	79.73	2:11.774	4	17	1
17	131		12	Nicholas KINGSTONE	Suzuki GSXR600 -	7	15:40.350	1:29.012	2.020	79.56	2:11.734	6	22	5
18	46	TWINS	6	Isobel CARTER	Yamaha R7 - Celtic Yamaha	7	15:44.025	1:32.687	3.675	79.25	2:12.042	4	21	3
19	679		13	Gene GOODRUM	Suzuki GSXR 600 - Emerson Crane Hire	7	15:46.378	1:35.040	2.353	79.05	2:12.696	4	30	11
20	172		14	Andrew ROBINSON	Yamaha YZF R6 -	7	15:46.870	1:35.532	0.492	79.01	2:12.161	5	20	0
21	35	TWINS	7	Stuart THURTLE	Aprilia RS660 - STRacing TeamTortoise / DWP	7	16:13.489	2:02.151	26.619	76.85	2:17.482	2	24	3
22	786	TWINS	8	Ben MIETUS	Yamaha R7 - Hunts Motorcycles	7	16:15.499	2:04.161	2.010	76.69	2:16.580	7	25	3
23	96	TWINS	9	Jared OAKLEY	Kawasaki ER6 -	6	14:25.139	1 Lap	1 Lap	74.12	2:22.314	6	26	3
					NOT CLASSIFIED									
DNF	402			Kaine FARR	Suzuki GSXR - The Elms B&B Snetterton	5	10:58.163	2 Laps	1 Lap	81.19	2:09.447	3	14	
DNF	9			David LANGLEY	Honda CBR600 - DL Racing	1	2:12.327	6 Laps	4 Laps	80.77			12	

FASTEST LAP

11		Josh HARVEY	Yamaha R6 - NR Racing	2	1:59.827	89.19 mph	143.54 kph
27	TWINS	Ben BROWN	Triumph DAYTONA 660 - Hunts Motorcycles	5	2:01.185	88.19 mph	141.93 kph

Class - 92.5% of Race Speed = 81.28 mph
Class TWINS - 92.5% of Race Speed = 80.11 mph

Weather / Track : Sunny / Dry
These results are provisional until the conclusion of any judicial and technical matters.

Date: 28/06/2026 Start: 14:20 Finish: 14:34
Snetterton 300: 2.9689 miles

Clerk Of Course: Caroline Patterson / Tony MacBride	Timekeeper: Craig Smith	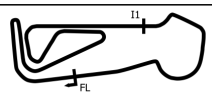

Results can be found at www.tsl-timing.com

Printed - 14:38 Sunday, 28 June 2026

BMCRC - MRO Championships - Rnd 5 @ Snetterton 300

Thunderbike Sport & Supertwins

RACE 11 - LAP CHART

LAP 1	@ 14:22:29.808	
NO	BEHIND	LAP TIME
11		2:05.290
7	3.578	2:08.868
5	4.990	2:10.280
27	5.115	2:10.405
54	5.316	2:10.606
66	5.408	2:10.698
21	5.625	2:10.915
530	5.698	2:10.988
64	6.401	2:11.691
153	6.439	2:11.729
9	7.037	2:12.327
4	7.077	2:12.367
69	8.480	2:13.770
73	9.649	2:14.939
402	11.829	2:17.119
75	12.426	2:17.716
131	13.904	2:19.194
162	14.008	2:19.298
333	14.297	2:19.587
46	16.724	2:22.014
679	18.253	2:23.543
35	19.403	2:24.693
172	19.618	2:24.908
786	21.360	2:26.650
96	22.342	2:27.632

LAP 2	@ 14:24:29.635	
NO	BEHIND	LAP TIME
11		1:59.827
7	7.416	2:03.665
27	7.762	2:02.474
66	9.019	2:03.438
54	9.927	2:04.438
5	10.660	2:05.497
530	10.671	2:04.800
21	11.024	2:05.226
4	12.341	2:05.091
64	12.684	2:06.110
153	13.073	2:06.461
69	14.785	2:06.132
73	18.172	2:08.350
402	22.855	2:10.853
75	25.773	2:13.174
333	27.001	2:12.531
131	28.371	2:14.294
162	28.644	2:14.463
46	31.778	2:14.881
679	32.194	2:13.768
172	35.106	2:15.315
35	37.058	2:17.482
786	40.341	2:18.808
96	45.960	2:23.445

LAP 3	@ 14:26:29.814	
NO	BEHIND	LAP TIME
11		2:00.179
27	10.709	2:03.126
7	10.773	2:03.536
66	11.868	2:03.028
54	13.059	2:03.311
530	13.938	2:03.446
5	15.219	2:04.738
21	15.447	2:04.602
4	15.738	2:03.576
153	18.949	2:06.055
64	18.983	2:06.478
69	21.918	2:07.312
73	25.973	2:07.980
402	32.123	2:09.447
333	37.884	2:11.062
75	38.533	2:12.939
162	39.138	2:10.673
131	42.753	2:14.561
46	46.009	2:14.410
679	46.080	2:14.065
172	48.240	2:13.313
35	54.390	2:17.511
786	58.474	2:18.312
96	1:09.785	2:24.004

LAP 4	@ 14:28:30.932	
NO	BEHIND	LAP TIME
11		2:01.118
27	12.197	2:02.606
7	12.656	2:03.001
66	13.102	2:02.352
54	14.493	2:02.552
530	15.248	2:02.428
21	17.797	2:03.468
4	18.716	2:04.096
5	18.978	2:04.877
153	23.470	2:05.639
64	24.491	2:06.626
69	29.936	2:09.136
73	32.199	2:07.344
402	41.021	2:10.016
333	46.984	2:10.218
75	49.189	2:11.774
162	49.491	2:11.471
131	55.765	2:14.130
46	56.933	2:12.042
679	57.658	2:12.696
172	1:00.161	2:13.039
35	1:11.245	2:17.973
786	1:15.604	2:18.248
96	1:32.324	2:23.657

LAP 5	@ 14:30:31.666	
NO	BEHIND	LAP TIME
11		2:00.734
27	12.648	2:01.185
7	13.284	2:01.362
66	14.969	2:02.601
54	16.612	2:02.853
530	16.765	2:02.251
21	21.034	2:03.971
4	21.197	2:03.215
5	23.091	2:04.847
153	28.146	2:05.410
64	31.059	2:07.302
69	37.000	2:07.798
73	38.769	2:07.304
402	51.015	2:10.728
333	57.231	2:10.981
162	59.418	2:10.661
75	1:00.436	2:11.981
131	1:08.917	2:13.886
46	1:09.733	2:13.534
679	1:11.452	2:14.528
172	1:11.588	2:12.161
35	1:29.142	2:18.631
786	1:33.800	2:18.930
96	1:55.677	2:24.087

LAP 6	@ 14:32:33.786	
NO	BEHIND	LAP TIME
11		2:02.120
27	12.077	2:01.549
7	14.111	2:02.947
66	15.710	2:02.861
54	17.392	2:02.900
530	17.710	2:03.065
4	24.113	2:05.036
21	24.194	2:05.280
5	26.802	2:05.831
153	31.758	2:05.732
64	36.356	2:07.417
69	43.798	2:08.918
73	47.310	2:10.661
333	1:05.492	2:10.381
162	1:07.830	2:10.532
75	1:13.163	2:14.847
131	1:18.531	2:11.734
46	1:21.182	2:13.569
679	1:23.890	2:14.558
172	1:24.899	2:15.431
35	1:45.601	2:18.579
786	1:49.651	2:17.971

LAP 7	@ 14:34:35.856	
NO	BEHIND	LAP TIME
11		2:02.070
27	12.423	2:02.416
96	1 Lap	2:22.314
7	14.106	2:02.065
66	16.098	2:02.458
54	18.353	2:03.031
530	18.621	2:02.981
4	26.200	2:04.157
21	29.483	2:07.359
5	31.994	2:07.262
153	37.416	2:07.728
64	41.592	2:07.306
69	49.931	2:08.203
73	52.715	2:07.475
333	1:14.920	2:11.498
162	1:16.741	2:10.981
75	1:26.992	2:15.899
131	1:29.012	2:12.551
46	1:32.687	2:13.575
679	1:35.040	2:13.220
172	1:35.532	2:12.703
35	2:02.151	2:18.620
786	2:04.161	2:16.580

Weather / Track : Sunny / Dry

Snetterton 300: 2.9689 miles
Date: 28/06/2026 Start: 14:20 Finish: 14:34

Results can be found at www.tsl-timing.com

Printed - 14:38 Sunday, 28 June 2026

BMCRC - MRO Championships - Rnd 5 @ Snetterton 300

Thunderbike Sport & Supertwins

RACE 11 - POSITION CHART

No	Name	Lap Pos	1	2	3	4	5	6	7
11	HARVEY	1	11	11	11	11	11	11	11
21	FINNIS	2	7	7	27	27	27	27	27
7	ROOKER	3	5	27	7	7	7	7	7
27	BROWN	4	27	66	66	66	66	66	66
5	STONE	5	54	54	54	54	54	54	54
54	JAMISON	6	66	5	530	530	530	530	530
530	CREASEY	7	21	530	5	21	21	4	4
66	DUCRAN	8	530	21	21	4	4	21	21
4	KILLWORTH	9	64	4	4	5	5	5	5
69	SMITH	10	153	64	153	153	153	153	153
64	SALTMER	11	9	153	64	64	64	64	64
9	LANGLEY	12	4	69	69	69	69	69	69
153	KILLWORTH	13	69	73	73	73	73	73	73
402	FARR	14	73	402	402	402	402	333	333
333	HOUGHTON	15	402	75	333	333	333	162	162
73	RANSOME	16	75	333	75	75	162	75	75
75	MAY	17	131	131	162	162	75	131	131
162	PRIESTLEY	18	162	162	131	131	131	46	46
172	ROBINSON	19	333	46	46	46	46	679	679
46	CARTER	20	46	679	679	679	679	172	172
131	KINGSTONE	21	679	172	172	172	172	35	35
35	THURTLE	22	35	35	35	35	35	786	786
786	MIETUS	23	172	786	786	786	786	96	
96	OAKLEY	24	786	96	96	96	96		
679	GOODRUM	25	96						

Weather / Track : Sunny / Dry

Snetterton 300: 2.9689 miles
Date: 28/06/2026 Start: 14:20 Finish: 14:34

Results can be found at www.tsl-timing.com

Printed - 14:38 Sunday, 28 June 2026

BMCRC - MRO Championships - Rnd 5 @ Snetterton 300

Thunderbike Sport & Supertwins

RACE 11 - SECTOR ANALYSIS

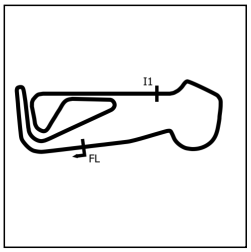

SECTOR 1 = FL to I1, SECTOR 2 = I1 to FL, DIFF = Difference To Personal Best Lap, P = Crossed Finish Line in Pit Lane, D = Time Disallowed

P1 11 Josh HARVEY

Yamaha R6 - NR Racing

IDEAL LAP TIME : 1:59.747 BEST LAP TIME : 1:59.827 DIFFERENCE : 0.080

LAP	SECTOR 1	SECTOR 2	LAP TIME	MPH	DIFF	TIME OF DAY
1 -		40.681	2:05.290	85.30	5.463	14:22:29.808
2 -	1:19.802	***40.025***	***1:59.827*** **(1)**	***89.19***		***14:24:29.635***
3 -	***1:19.722***	40.457	2:00.179 **(2)**	88.93	0.352	14:26:29.814
4 -	1:20.343	40.775	2:01.118	88.24	1.291	14:28:30.932
5 -	1:19.982	40.752	2:00.734 **(3)**	88.52	0.907	14:30:31.666
6 -	1:21.305	40.815	2:02.120	87.52	2.293	14:32:33.786
7 -	1:20.537	41.533	2:02.070	87.55	2.243	14:34:35.856

P2 27 TWINS Ben BROWN

Triumph DAYTONA 660 - Hunts Motorcycles

IDEAL LAP TIME : 2:01.049 BEST LAP TIME : 2:01.185 DIFFERENCE : 0.136

LAP	SECTOR 1	SECTOR 2	LAP TIME	MPH	DIFF	TIME OF DAY
1 -		42.055	2:10.405	81.96	9.220	14:22:34.923
2 -	1:22.166	40.308	2:02.474	87.26	1.289	14:24:37.397
3 -	1:21.984	41.142	2:03.126	86.80	1.941	14:26:40.523
4 -	1:21.767	40.839	2:02.606	87.17	1.421	14:28:43.129
5 -	1:21.029	***40.156***	***2:01.185*** **(1)**	***88.19***		***14:30:44.314***
6 -	1:21.309	40.240	2:01.549 **(2)**	87.93	0.364	14:32:45.863
7 -	***1:20.893***	41.523	2:02.416 **(3)**	87.30	1.231	14:34:48.279

P3 7 TWINS Travis ROOKER

Aprilia RS660 - Swedish car connection

IDEAL LAP TIME : 2:01.362 BEST LAP TIME : 2:01.362 DIFFERENCE : 0.000

LAP	SECTOR 1	SECTOR 2	LAP TIME	MPH	DIFF	TIME OF DAY
1 -		41.386	2:08.868	82.93	7.506	14:22:33.386
2 -	1:22.318	41.347	2:03.665	86.42	2.303	14:24:37.051
3 -	1:22.339	41.197	2:03.536	86.51	2.174	14:26:40.587
4 -	1:22.092	40.909	2:03.001	86.89	1.639	14:28:43.588
5 -	***1:20.828***	***40.534***	***2:01.362*** **(1)**	***88.06***		***14:30:44.950***
6 -	1:21.489	41.458	2:02.947 **(3)**	86.93	1.585	14:32:47.897
7 -	1:21.189	40.876	2:02.065 **(2)**	87.56	0.703	14:34:49.962

P4 66 TWINS Mitch DUCRAN

Yamaha R7 - JP Haulage / Black Widow Exhausts

IDEAL LAP TIME : 2:02.186 BEST LAP TIME : 2:02.352 DIFFERENCE : 0.166

LAP	SECTOR 1	SECTOR 2	LAP TIME	MPH	DIFF	TIME OF DAY
1 -		42.090	2:10.698	81.77	8.346	14:22:35.216
2 -	1:22.133	41.305	2:03.438	86.58	1.086	14:24:38.654
3 -	1:21.854	41.174	2:03.028	86.87	0.676	14:26:41.682
4 -	***1:21.050***	41.302	***2:02.352*** **(1)**	***87.35***		***14:28:44.034***
5 -	1:21.459	41.142	2:02.601 **(3)**	87.17	0.249	14:30:46.635
6 -	1:21.554	41.307	2:02.861	86.99	0.509	14:32:49.496
7 -	1:21.322	***41.136***	2:02.458 **(2)**	87.27	0.106	14:34:51.954

P5 54 Adam JAMISON

Yamaha R6 - Hazel Tree Estates LTD

IDEAL LAP TIME : 2:02.552 BEST LAP TIME : 2:02.552 DIFFERENCE : 0.000

LAP	SECTOR 1	SECTOR 2	LAP TIME	MPH	DIFF	TIME OF DAY
1 -		42.373	2:10.606	81.83	8.054	14:22:35.124
2 -	1:22.832	41.606	2:04.438	85.89	1.886	14:24:39.562
3 -	1:21.994	41.317	2:03.311	86.67	0.759	14:26:42.873
4 -	***1:21.648***	***40.904***	***2:02.552*** **(1)**	***87.21***		***14:28:45.425***
5 -	1:21.730	41.123	2:02.853 **(2)**	86.99	0.301	14:30:48.278
6 -	1:21.855	41.045	2:02.900 **(3)**	86.96	0.348	14:32:51.178
7 -	1:21.965	41.066	2:03.031	86.87	0.479	14:34:54.209

Weather / Track : Sunny / Dry

Snetterton 300: 2.9689 miles
Date: 28/06/2026 Start: 14:20 Finish: 14:34

BMCRC - MRO Championships - Rnd 5 @ Snetterton 300

Thunderbike Sport & Supertwins

RACE 11 - SECTOR ANALYSIS

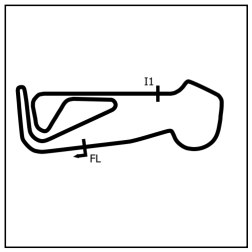

SECTOR 1 = FL to I1, SECTOR 2 = I1 to FL, DIFF = Difference To Personal Best Lap, P = Crossed Finish Line in Pit Lane, D = Time Disallowed

P6 530 Morgan CREASEY — Suzuki GSXR 600 - Green plant

IDEAL LAP TIME : 2:02.228 BEST LAP TIME : 2:02.251 DIFFERENCE : 0.023

LAP	SECTOR 1	SECTOR 2	LAP TIME		MPH	DIFF	TIME OF DAY
1 -		41.553	2:10.988		81.59	8.737	14:22:35.506
2 -	1:22.995	41.805	2:04.800		85.64	2.549	14:24:40.306
3 -	1:22.538	40.908	2:03.446		86.58	1.195	14:26:43.752
4 -	1:21.858	***40.570***	2:02.428	**(2)**	87.30	0.177	14:28:46.180
5 -	***1:21.658***	40.593	***2:02.251***	**(1)**	***87.42***		***14:30:48.431***
6 -	1:22.091	40.974	2:03.065		86.84	0.814	14:32:51.496
7 -	1:21.845	41.136	2:02.981	**(3)**	86.90	0.730	14:34:54.477

P7 4 Hayden KILLWORTH — Suzuki GSXR - GreenPlantUK, Helmet City, M.S Racing, Nan, F

IDEAL LAP TIME : 2:02.865 BEST LAP TIME : 2:03.215 DIFFERENCE : 0.350

LAP	SECTOR 1	SECTOR 2	LAP TIME		MPH	DIFF	TIME OF DAY
1 -		42.062	2:12.367		80.74	9.152	14:22:36.885
2 -	1:23.236	41.855	2:05.091		85.44	1.876	14:24:41.976
3 -	1:22.381	41.195	2:03.576	**(2)**	86.48	0.361	14:26:45.552
4 -	1:22.968	***41.128***	2:04.096	**(3)**	86.12	0.881	14:28:49.648
5 -	***1:21.737***	41.478	***2:03.215***	**(1)**	***86.74***		***14:30:52.863***
6 -	1:23.532	41.504	2:05.036		85.48	1.821	14:32:57.899
7 -	1:22.635	41.522	2:04.157		86.08	0.942	14:35:02.056

P8 21 TWINS Toby FINNIS — Triumph DAYTONA 660 - JPG Racing

IDEAL LAP TIME : 2:03.468 BEST LAP TIME : 2:03.468 DIFFERENCE : 0.000

LAP	SECTOR 1	SECTOR 2	LAP TIME		MPH	DIFF	TIME OF DAY
1 -		41.956	2:10.915		81.64	7.447	14:22:35.433
2 -	1:23.350	41.876	2:05.226		85.35	1.758	14:24:40.659
3 -	1:23.115	41.487	2:04.602	**(3)**	85.77	1.134	14:26:45.261
4 -	***1:22.265***	***41.203***	***2:03.468***	**(1)**	***86.56***		***14:28:48.729***
5 -	1:22.468	41.503	2:03.971	**(2)**	86.21	0.503	14:30:52.700
6 -	1:23.560	41.720	2:05.280		85.31	1.812	14:32:57.980
7 -	1:24.476	42.883	2:07.359		83.92	3.891	14:35:05.339

P9 5 Logan STONE — Yamaha R6 -

IDEAL LAP TIME : 2:04.495 BEST LAP TIME : 2:04.738 DIFFERENCE : 0.243

LAP	SECTOR 1	SECTOR 2	LAP TIME		MPH	DIFF	TIME OF DAY
1 -		42.108	2:10.280		82.03	5.542	14:22:34.798
2 -	***1:23.125***	42.372	2:05.497		85.16	0.759	14:24:40.295
3 -	1:23.368	***41.370***	***2:04.738***	**(1)**	***85.68***		***14:26:45.033***
4 -	1:23.260	41.617	2:04.877	**(3)**	85.58	0.139	14:28:49.910
5 -	1:23.238	41.609	2:04.847	**(2)**	85.60	0.109	14:30:54.757
6 -	1:23.492	42.339	2:05.831		84.93	1.093	14:33:00.588
7 -	1:24.294	42.968	2:07.262		83.98	2.524	14:35:07.850

P10 153 Jordan KILLWORTH — Suzuki GSX-R600 - Greenplant/Pass Bike/M.S Racing

IDEAL LAP TIME : 2:05.352 BEST LAP TIME : 2:05.410 DIFFERENCE : 0.058

LAP	SECTOR 1	SECTOR 2	LAP TIME		MPH	DIFF	TIME OF DAY
1 -		41.716	2:11.729		81.13	6.319	14:22:36.247
2 -	1:24.598	41.863	2:06.461		84.51	1.051	14:24:42.708
3 -	1:23.757	42.298	2:06.055		84.78	0.645	14:26:48.763
4 -	1:24.009	***41.630***	2:05.639	**(2)**	85.06	0.229	14:28:54.402
5 -	***1:23.722***	41.688	***2:05.410***	**(1)**	***85.22***		***14:30:59.812***
6 -	1:23.764	41.968	2:05.732	**(3)**	85.00	0.322	14:33:05.544
7 -	1:25.038	42.690	2:07.728		83.67	2.318	14:35:13.272

BMCRC - MRO Championships - Rnd 5 @ Snetterton 300

Thunderbike Sport & Supertwins

RACE 11 - SECTOR ANALYSIS

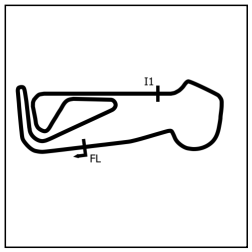

SECTOR 1 = FL to I1, SECTOR 2 = I1 to FL, DIFF = Difference To Personal Best Lap, P = Crossed Finish Line in Pit Lane, D = Time Disallowed

P11 64 Rob SALTMER

Kawasaki ZX6R - UNION JACKED/M-FIRE/COPES READYMIX

IDEAL LAP TIME : 2:05.835 BEST LAP TIME : 2:06.110 DIFFERENCE : 0.275

LAP	SECTOR 1	SECTOR 2	LAP TIME		MPH	DIFF	TIME OF DAY
1 -		***42.101***	2:11.691		81.16	5.581	14:22:36.209
2 -	***1:23.734***	42.376	***2:06.110***	**(1)**	***84.75***		***14:24:42.319***
3 -	1:24.010	42.468	2:06.478	**(2)**	84.50	0.368	14:26:48.797
4 -	1:24.005	42.621	2:06.626	**(3)**	84.40	0.516	14:28:55.423
5 -	1:24.630	42.672	2:07.302		83.95	1.192	14:31:02.725
6 -	1:24.575	42.842	2:07.417		83.88	1.307	14:33:10.142
7 -	1:24.502	42.804	2:07.306		83.95	1.196	14:35:17.448

P12 69 Terry SMITH

Yamaha R6 - Staxson racing

IDEAL LAP TIME : 2:06.132 BEST LAP TIME : 2:06.132 DIFFERENCE : 0.000

LAP	SECTOR 1	SECTOR 2	LAP TIME		MPH	DIFF	TIME OF DAY
1 -		42.688	2:13.770		79.89	7.638	14:22:38.288
2 -	***1:23.512***	***42.620***	***2:06.132***	**(1)**	***84.73***		***14:24:44.420***
3 -	1:24.644	42.668	2:07.312	**(2)**	83.95	1.180	14:26:51.732
4 -	1:24.429	44.707	2:09.136		82.76	3.004	14:29:00.868
5 -	1:24.418	43.380	2:07.798	**(3)**	83.63	1.666	14:31:08.666
6 -	1:25.728	43.190	2:08.918		82.90	2.786	14:33:17.584
7 -	1:24.965	43.238	2:08.203		83.36	2.071	14:35:25.787

P13 73 TWINS David RANSOME

Suzuki GSX8S - Hunts Motorcycles

IDEAL LAP TIME : 2:07.258 BEST LAP TIME : 2:07.304 DIFFERENCE : 0.046

LAP	SECTOR 1	SECTOR 2	LAP TIME		MPH	DIFF	TIME OF DAY
1 -		42.907	2:14.939		79.20	7.635	14:22:39.457
2 -	1:25.073	43.277	2:08.350		83.27	1.046	14:24:47.807
3 -	1:25.036	42.944	2:07.980		83.51	0.676	14:26:55.787
4 -	***1:24.490***	42.854	2:07.344	**(2)**	83.93	0.040	14:29:03.131
5 -	1:24.536	***42.768***	***2:07.304***	**(1)**	***83.95***		***14:31:10.435***
6 -	1:27.285	43.376	2:10.661		81.80	3.357	14:33:21.096
7 -	1:24.686	42.789	2:07.475	**(3)**	83.84	0.171	14:35:28.571

P14 333 Andrew HOUGHTON

Suzuki TL1000S - Techoir & The Bike Experience

IDEAL LAP TIME : 2:09.954 BEST LAP TIME : 2:10.218 DIFFERENCE : 0.264

LAP	SECTOR 1	SECTOR 2	LAP TIME		MPH	DIFF	TIME OF DAY
1 -		44.062	2:19.587		76.56	9.369	14:22:44.105
2 -	1:28.224	44.307	2:12.531		80.64	2.313	14:24:56.636
3 -	1:26.953	44.109	2:11.062		81.54	0.844	14:27:07.698
4 -	***1:26.787***	43.431	***2:10.218***	**(1)**	***82.07***		***14:29:17.916***
5 -	1:27.814	***43.167***	2:10.981	**(3)**	81.60	0.763	14:31:28.897
6 -	1:26.999	43.382	2:10.381	**(2)**	81.97	0.163	14:33:39.278
7 -	1:27.498	44.000	2:11.498		81.27	1.280	14:35:50.776

P15 162 Max PRIESTLEY

Suzuki SV650 -

IDEAL LAP TIME : 2:10.384 BEST LAP TIME : 2:10.532 DIFFERENCE : 0.148

LAP	SECTOR 1	SECTOR 2	LAP TIME		MPH	DIFF	TIME OF DAY
1 -		44.190	2:19.298		76.72	8.766	14:22:43.816
2 -	1:29.494	44.969	2:14.463		79.48	3.931	14:24:58.279
3 -	1:27.286	***43.387***	2:10.673	**(3)**	81.79	0.141	14:27:08.952
4 -	1:27.683	43.788	2:11.471		81.29	0.939	14:29:20.423
5 -	1:27.055	43.606	2:10.661	**(2)**	81.80	0.129	14:31:31.084
6 -	***1:26.997***	43.535	***2:10.532***	**(1)**	***81.88***		***14:33:41.616***
7 -	1:27.347	43.634	2:10.981		81.60	0.449	14:35:52.597

Weather / Track : Sunny / Dry

Snetterton 300: 2.9689 miles
Date: 28/06/2026 Start: 14:20 Finish: 14:34

BMCRC - MRO Championships - Rnd 5 @ Snetterton 300

Thunderbike Sport & Supertwins

RACE 11 - SECTOR ANALYSIS

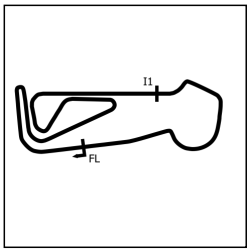

SECTOR 1 = FL to I1, SECTOR 2 = I1 to FL, DIFF = Difference To Personal Best Lap, P = Crossed Finish Line in Pit Lane, D = Time Disallowed

P16 75 Stewart MAY — Honda CBR600F3 - JOE'S taxidermy, You Snuff 'em ,We Stuff 'e

IDEAL LAP TIME : 2:11.097 BEST LAP TIME : 2:11.774 DIFFERENCE : 0.677

LAP	SECTOR 1	SECTOR 2	LAP TIME		MPH	DIFF	TIME OF DAY
1 -		***43.757***	2:17.716		77.60	5.942	14:22:42.234
2 -	1:28.214	44.960	2:13.174		80.25	1.400	14:24:55.408
3 -	1:28.033	44.906	2:12.939	**(3)**	80.39	1.165	14:27:08.347
4 -	***1:27.340***	44.434	***2:11.774***	**(1)**	***81.10***		***14:29:20.121***
5 -	1:27.897	44.084	2:11.981	**(2)**	80.98	0.207	14:31:32.102
6 -	1:29.163	45.684	2:14.847		79.26	3.073	14:33:46.949
7 -	1:29.441	46.458	2:15.899		78.64	4.125	14:36:02.848

P17 131 Nicholas KINGSTONE — Suzuki GSXR600 -

IDEAL LAP TIME : 2:11.734 BEST LAP TIME : 2:11.734 DIFFERENCE : 0.000

LAP	SECTOR 1	SECTOR 2	LAP TIME		MPH	DIFF	TIME OF DAY
1 -		44.692	2:19.194		76.78	7.460	14:22:43.712
2 -	1:28.468	45.826	2:14.294		79.58	2.560	14:24:58.006
3 -	1:28.907	45.654	2:14.561		79.42	2.827	14:27:12.567
4 -	1:28.943	45.187	2:14.130		79.68	2.396	14:29:26.697
5 -	1:28.602	45.284	2:13.886	**(3)**	79.82	2.152	14:31:40.583
6 -	***1:27.109***	***44.625***	***2:11.734***	**(1)**	***81.13***		***14:33:52.317***
7 -	1:27.733	44.818	2:12.551	**(2)**	80.63	0.817	14:36:04.868

P18 46 TWINS Isobel CARTER — Yamaha R7 - Celtic Yamaha

IDEAL LAP TIME : 2:12.042 BEST LAP TIME : 2:12.042 DIFFERENCE : 0.000

LAP	SECTOR 1	SECTOR 2	LAP TIME		MPH	DIFF	TIME OF DAY
1 -		44.810	2:22.014		75.26	9.972	14:22:46.532
2 -	1:29.368	45.513	2:14.881		79.24	2.839	14:25:01.413
3 -	1:28.863	45.547	2:14.410		79.51	2.368	14:27:15.823
4 -	***1:27.735***	***44.307***	***2:12.042***	**(1)**	***80.94***		***14:29:27.865***
5 -	1:28.320	45.214	2:13.534	**(2)**	80.04	1.492	14:31:41.399
6 -	1:28.922	44.647	2:13.569	**(3)**	80.01	1.527	14:33:54.968
7 -	1:28.598	44.977	2:13.575		80.01	1.533	14:36:08.543

P19 679 Gene GOODRUM — Suzuki GSXR 600 - Emerson Crane Hire

IDEAL LAP TIME : 2:12.655 BEST LAP TIME : 2:12.696 DIFFERENCE : 0.041

LAP	SECTOR 1	SECTOR 2	LAP TIME		MPH	DIFF	TIME OF DAY
1 -		45.307	2:23.543		74.45	10.847	14:22:48.061
2 -	1:28.271	45.497	2:13.768	**(3)**	79.90	1.072	14:25:01.829
3 -	1:27.873	46.192	2:14.065		79.72	1.369	14:27:15.894
4 -	***1:27.671***	45.025	***2:12.696***	**(1)**	***80.54***		***14:29:28.590***
5 -	1:28.991	45.537	2:14.528		79.44	1.832	14:31:43.118
6 -	1:29.076	45.482	2:14.558		79.43	1.862	14:33:57.676
7 -	1:28.236	***44.984***	2:13.220	**(2)**	80.22	0.524	14:36:10.896

P20 172 Andrew ROBINSON — Yamaha YZF R6 -

IDEAL LAP TIME : 2:11.504 BEST LAP TIME : 2:12.161 DIFFERENCE : 0.657

LAP	SECTOR 1	SECTOR 2	LAP TIME		MPH	DIFF	TIME OF DAY
1 -		45.666	2:24.908		73.75	12.747	14:22:49.426
2 -	1:30.473	44.842	2:15.315		78.98	3.154	14:25:04.741
3 -	1:28.521	44.792	2:13.313		80.17	1.152	14:27:18.054
4 -	1:28.603	44.436	2:13.039	**(3)**	80.33	0.878	14:29:31.093
5 -	***1:27.298***	44.863	***2:12.161***	**(1)**	***80.87***		***14:31:43.254***
6 -	1:30.476	44.955	2:15.431		78.91	3.270	14:33:58.685
7 -	1:28.497	***44.206***	2:12.703	**(2)**	80.54	0.542	14:36:11.388

BMCRC - MRO Championships - Rnd 5 @ Snetterton 300

Thunderbike Sport & Supertwins

RACE 11 - SECTOR ANALYSIS

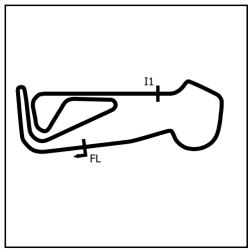

SECTOR 1 = FL to I1, SECTOR 2 = I1 to FL, DIFF = Difference To Personal Best Lap, P = Crossed Finish Line in Pit Lane, D = Time Disallowed

P21 35 TWINS Stuart THURTLE

Aprilia RS660 - STRacing TeamTortoise / DWP

IDEAL LAP TIME : 2:17.312 BEST LAP TIME : 2:17.482 DIFFERENCE : 0.170

LAP	SECTOR 1	SECTOR 2	LAP TIME		MPH	DIFF	TIME OF DAY
1 -		***46.307***	2:24.693		73.86	7.211	14:22:49.211
2 -	***1:31.005***	46.477	***2:17.482***	***(1)***	***77.74***		***14:25:06.693***
3 -	1:31.093	46.418	2:17.511	**(2)**	77.72	0.029	14:27:24.204
4 -	1:31.269	46.704	2:17.973	**(3)**	77.46	0.491	14:29:42.177
5 -	1:31.928	46.703	2:18.631		77.09	1.149	14:32:00.808
6 -	1:31.556	47.023	2:18.579		77.12	1.097	14:34:19.387
7 -	1:31.264	47.356	2:18.620		77.10	1.138	14:36:38.007

P22 786 TWINS Ben MIETUS

Yamaha R7 - Hunts Motorcycles

IDEAL LAP TIME : 2:16.580 BEST LAP TIME : 2:16.580 DIFFERENCE : 0.000

LAP	SECTOR 1	SECTOR 2	LAP TIME		MPH	DIFF	TIME OF DAY
1 -		46.438	2:26.650		72.88	10.070	14:22:51.168
2 -	1:32.047	46.761	2:18.808		76.99	2.228	14:25:09.976
3 -	1:31.857	46.455	2:18.312		77.27	1.732	14:27:28.288
4 -	1:31.926	46.322	2:18.248	**(3)**	77.31	1.668	14:29:46.536
5 -	1:32.345	46.585	2:18.930		76.93	2.350	14:32:05.466
6 -	1:31.999	45.972	2:17.971	**(2)**	77.46	1.391	14:34:23.437
7 -	***1:31.035***	***45.545***	***2:16.580***	***(1)***	***78.25***		***14:36:40.017***

P23 96 TWINS Jared OAKLEY

Kawasaki ER6 -

IDEAL LAP TIME : 2:21.236 BEST LAP TIME : 2:22.314 DIFFERENCE : 1.078

LAP	SECTOR 1	SECTOR 2	LAP TIME		MPH	DIFF	TIME OF DAY
1 -		***46.696***	2:27.632		72.39	5.318	14:22:52.150
2 -	1:35.343	48.102	2:23.445	**(2)**	74.50	1.131	14:25:15.595
3 -	1:36.305	47.699	2:24.004		74.22	1.690	14:27:39.599
4 -	1:35.383	48.274	2:23.657	**(3)**	74.40	1.343	14:30:03.256
5 -	1:35.937	48.150	2:24.087		74.17	1.773	14:32:27.343
6 -	***1:34.540***	47.774	***2:22.314***	***(1)***	***75.10***		***14:34:49.657***

P24 402 Kaine FARR

Suzuki GSXR - The Elms B&B Snetterton

IDEAL LAP TIME : 2:09.198 BEST LAP TIME : 2:09.447 DIFFERENCE : 0.249

LAP	SECTOR 1	SECTOR 2	LAP TIME		MPH	DIFF	TIME OF DAY
1 -		43.799	2:17.119		77.94	7.672	14:22:41.637
2 -	1:26.866	43.987	2:10.853		81.68	1.406	14:24:52.490
3 -	1:25.776	***43.671***	***2:09.447***	***(1)***	***82.56***		***14:27:01.937***
4 -	***1:25.527***	44.489	2:10.016	**(2)**	82.20	0.569	14:29:11.953
5 -	1:26.981	43.747	2:10.728	**(3)**	81.75	1.281	14:31:22.681

P25 9 David LANGLEY

Honda CBR600 - DL Racing

IDEAL LAP TIME : 2:06.325 BEST LAP TIME : DIFFERENCE :

LAP	SECTOR 1	SECTOR 2	LAP TIME	MPH	DIFF	TIME OF DAY
1 -		***42.244***	2:12.327	80.77		14:22:36.845
2 -	***1:24.081***					

Weather / Track : Sunny / Dry

Snetterton 300: 2.9689 miles
Date: 28/06/2026 Start: 14:20 Finish: 14:34

BMCRC - MRO Championships - Rnd 5 @ Snetterton 300

Thunderbike Sport & Supertwins

RACE 11 - BEST SECTORS

	SECTOR 1		SECTOR 2	
POS	NO	TIME	NO	TIME
1	**11**	**1:19.722**	**11**	**40.025**
2	**7**	**1:20.828**	**27**	**40.156**
3	**27**	**1:20.893**	**7**	**40.534**
4	**66**	**1:21.050**	**530**	**40.570**
5	**54**	**1:21.648**	**54**	**40.904**
6	**530**	**1:21.658**	**4**	**41.128**
7	**4**	**1:21.737**	**66**	**41.136**
8	**21**	**1:22.265**	**21**	**41.203**
9	**5**	**1:23.125**	**5**	**41.370**
10	**69**	**1:23.512**	**153**	**41.630**
11	**153**	**1:23.722**	**64**	**42.101**
12	**64**	**1:23.734**	**9**	**42.244**
13	**9**	**1:24.081**	**69**	**42.620**
14	**73**	**1:24.490**	**73**	**42.768**
15	**402**	**1:25.527**	**333**	**43.167**
16	**333**	**1:26.787**	**162**	**43.387**
17	**162**	**1:26.997**	**402**	**43.671**
18	**131**	**1:27.109**	**75**	**43.757**
19	**172**	**1:27.298**	**172**	**44.206**
20	**75**	**1:27.340**	**46**	**44.307**
21	**679**	**1:27.671**	**131**	**44.625**
22	**46**	**1:27.735**	**679**	**44.984**
23	**35**	**1:31.005**	**786**	**45.545**
24	**786**	**1:31.035**	**35**	**46.307**
25	**96**	**1:34.540**	**96**	**46.696**

IDEAL / BEST COMPARISON

POS	NO	NAME	IDEAL	BEST	DIFF
		PERFECT LAP	**1:59.747**		
1	**11**	HARVEY	1:59.747	1:59.827	**0.080**
2	**27**	BROWN	2:01.049	2:01.185	**0.136**
3	**7**	ROOKER	2:01.362	2:01.362	**0.000**
4	**66**	DUCRAN	2:02.186	2:02.352	**0.166**
5	**530**	CREASEY	2:02.228	2:02.251	**0.023**
6	**54**	JAMISON	2:02.552	2:02.552	**0.000**
7	**4**	KILLWORTH	2:02.865	2:03.215	**0.350**
8	**21**	FINNIS	2:03.468	2:03.468	**0.000**
9	**5**	STONE	2:04.495	2:04.738	**0.243**
10	**153**	KILLWORTH	2:05.352	2:05.410	**0.058**
11	**64**	SALTMER	2:05.835	2:06.110	**0.275**
12	**69**	SMITH	2:06.132	2:06.132	**0.000**
13	**9**	LANGLEY			
14	**73**	RANSOME	2:07.258	2:07.304	**0.046**
15	**402**	FARR	2:09.198	2:09.447	**0.249**
16	**333**	HOUGHTON	2:09.954	2:10.218	**0.264**
17	**162**	PRIESTLEY	2:10.384	2:10.532	**0.148**
18	**75**	MAY	2:11.097	2:11.774	**0.677**
19	**172**	ROBINSON	2:11.504	2:12.161	**0.657**
20	**131**	KINGSTONE	2:11.734	2:11.734	**0.000**
21	**46**	CARTER	2:12.042	2:12.042	**0.000**
22	**679**	GOODRUM	2:12.655	2:12.696	**0.041**
23	**786**	MIETUS	2:16.580	2:16.580	**0.000**
24	**35**	THURTLE	2:17.312	2:17.482	**0.170**
25	**96**	OAKLEY	2:21.236	2:22.314	**1.078**

Weather / Track : Sunny / Dry

Snetterton 300: 2.9689 miles
Date: 28/06/2026 Start: 14:20 Finish: 14:34

Results can be found at www.tsl-timing.com

Printed - 14:38 Sunday, 28 June 2026

BMCRC - MRO Championships - Rnd 5 @ Snetterton 300

Thunderbike Sport & Supertwins

RACE 11 - STATISTICS

Competitors Started	25
Planned Start	2026-06-28 @ 14:00:00.000
Actual Start	2026-06-28 @ 14:20:24.518
Finish Time	2026-06-28 @ 14:34:35.855
Track Length	2.9689mi.
Total Laps	166
Total Distance Covered	492.8393mi.

Session Fastest Lap History

NO	CL	NAME	LAP TIME	TIME OF DAY	LAP	VEHICLE
11		**Josh HARVEY**	**1:59.827**	14:24:29.635	2	Yamaha R6

Session Leader History

NO	CL	NAME	FROM LAP	LAPS LED	DISTANCE	VEHICLE
11		**Josh HARVEY**	1	7	20.78 miles	Yamaha R6

Flag History

TYPE	TIME OF DAY
GREEN	14:20:24.518
FINISH	14:34:35.855

Flag Statistics

TYPE	COUNT	TOTAL LAPS	TOTAL TIME
Green	1	7	16:28.736
Red	0	0	0.000
Safety Car	0	0	0.000
FCY	0	0	0.000

BMCRC - MRO Championships - Rnd 5 @ Snetterton 300

Thunderbike Sport & Supertwins

RACE 11 - STATISTICS

CLASS : 16 Starters

Fastest Lap History

NO	NAME	LAP TIME	TIME OF DAY	LAP	VEHICLE
11	**Josh HARVEY**	**1:59.827**	14:24:29.635	2	Yamaha R6

Leader History

NO	NAME	FROM LAP	LAPS LED	DISTANCE	VEHICLE
11	**Josh HARVEY**	1	7	20.78 miles	Yamaha R6

Weather / Track : Sunny / Dry

Snetterton 300: 2.9689 miles
Date: 28/06/2026 Start: 14:20 Finish: 14:34

BMCRC - MRO Championships - Rnd 5 @ Snetterton 300

Thunderbike Sport & Supertwins

RACE 11 - STATISTICS

CLASS : TWINS

9 Starters

Fastest Lap History

NO	NAME	LAP TIME	TIME OF DAY	LAP	VEHICLE
7	**Travis ROOKER**	**2:03.665**	14:24:37.051	2	Aprilia RS660
27	**Ben BROWN**	**2:02.474**	14:24:37.397	2	Triumph DAYTONA 660
66	**Mitch DUCRAN**	**2:02.352**	14:28:44.034	4	Yamaha R7
27	**Ben BROWN**	**2:01.185**	14:30:44.314	5	Triumph DAYTONA 660

Leader History

NO	NAME	FROM LAP	LAPS LED	DISTANCE	VEHICLE
7	**Travis ROOKER**	1	2	5.93 miles	Aprilia RS660
27	**Ben BROWN**	3	5	14.84 miles	Triumph DAYTONA 660

Weather / Track : Sunny / Dry

Snetterton 300: 2.9689 miles
Date: 28/06/2026 Start: 14:20 Finish: 14:34



TWISTGRIP MOTORCYCLES YAMAHA PAST MASTERS

BMCRC-MRO Championships – Round 5

Snetterton 300

27th / 28th June 2026

Timing & Results Provided by Timing Solutions Ltd

www.tsl-timing.com

Snetterton 300 Circuit

Norwich, Norfolk, UK

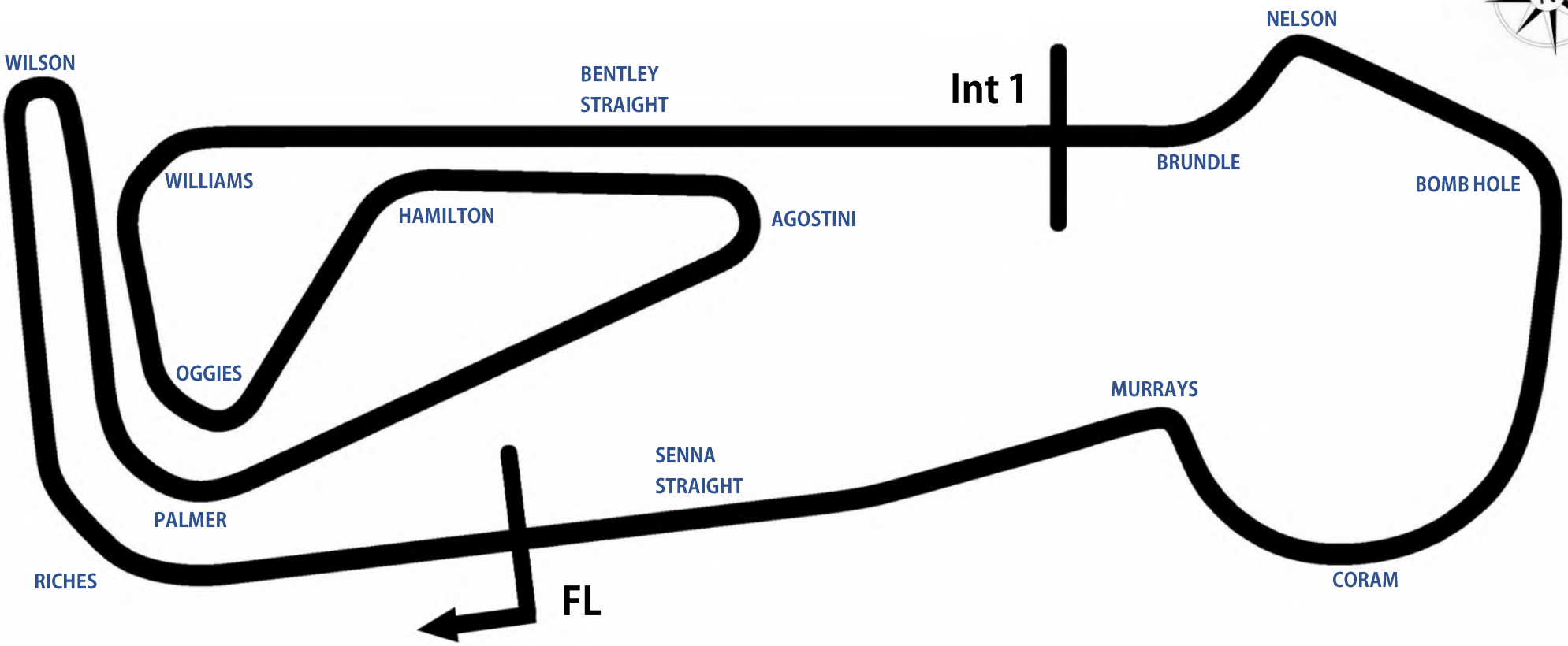

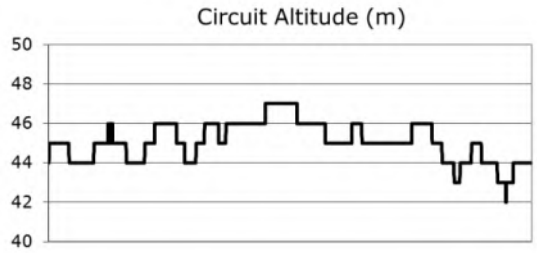

Length	2.9689 miles | 4.778 km | 4778.0 m		
FL		52.46340 N	0.94476 E
Int 1	3198m	52.46617 N	0.94964 E
Pit Entry	4572m	52.46364 N	0.94774 E
Pit Exit	40m after FL	52.46338 N	0.94420 E
Pit Entry - Pit Exit	246m, 17.7S @ 50kph, 14.7s @ 60kph		

Results & Live Timing available at – www.tsl-timing.com

Updated - 14/03/2024 14:52

BMCRC - MRO Championships - Rnd 5 @ Snetterton 300

Yamaha Past Masters

QUALIFYING - CLASSIFICATION

POS	NO	CL	PIC	NAME	ENTRY	TIME	ON	LAPS	GAP	DIFF	MPH
1	**51**		1	**Kevin WHOLEY**	Yamaha TZR 250	**2:10.346**	5	5			81.99
2	**110**		2	**Mark HAIGH**	Yamaha TZR 250	**2:11.530**	4	4	**1.184**	1.184	81.25
3	**52**		3	**Haydon SMITH**	Yamaha TZR 250	**2:11.941**	4	5	**1.595**	0.411	81.00
4	**166**		4	**Tom RIDLEY**	Yamaha TZR 250	**2:12.370**	5	5	**2.024**	0.429	80.74
5	**26**		5	**Damian LEE**	Yamaha TZR 250	**2:14.127**	4	5	**3.781**	1.757	79.68
6	**5**		6	**Luke MACRAE**	Yamaha TZR 250	**2:14.985**	4	4	**4.639**	0.858	79.17
7	**27**		7	**Richard HAYWARD**	Yamaha TZR 250	**2:15.214**	3	5	**4.868**	0.229	79.04
8	**34**	C	1	**Paul NIELD**	Yamaha TZR 250	**2:16.096**	3	4	**5.750**	0.882	78.53
9	**100**		8	**Mark BISWELL**	Yamaha TZR 250	**2:17.845**	5	5	**7.499**	1.749	77.53
10	**31**	C	2	**Abigail MARSHALL**	Yamaha TZR 250	**2:18.991**	3	3	**8.645**	1.146	76.89
11	**73**	C	3	**Colvin TURNER**	Yamaha TZR 250	**2:19.940**	2	3	**9.594**	0.949	76.37
12	**162**		9	**Darren COOPER**	Yamaha TZR 250	**2:22.395**	3	5	**12.049**	2.455	75.05
13	**50**	JC	1	**Chris WHITLOCK**	Yamaha TZR 250	**2:23.940**	4	4	**13.594**	1.545	74.25
14	**46**	C	4	**Kevin MARSHALL**	Yamaha TZR 250	**2:24.938**	5	5	**14.592**	0.998	73.74
15	**333**	C	5	**Mark STUBBERFIELD**	Yamaha TZR 250	**2:24.985**	5	5	**14.639**	0.047	73.71
16	**77**	JC	2	**Adam COLLINS**	Yamaha TZR 250	**2:26.644**	4	4	**16.298**	1.659	72.88
17	**69**	C	6	**Mark ELLERAY**	Yamaha TZR 250	**2:28.691**	3	3	**18.345**	2.047	71.88
18	**62**	JC	3	**David PATERSON**	Yamaha TZR 250	**2:30.593**	2	3	**20.247**	1.902	70.97
19	**67**	C	7	**Mark BAILEY**	Yamaha TZR 250	**2:32.638**	3	3	**22.292**	2.045	70.02
20	**10**	R	1	**Hugh BRIGHTON**	Yamaha TZR 250	**2:39.745**	3	3	**29.399**	7.107	66.90
21	**36**	JC	4	**Phil ZANUTTO**	Yamaha TZR 250	**2:43.068**	2	3	**32.722**	3.323	65.54

Weather / Track : Bright / Dry
These results are provisional until the conclusion of any judicial and technical matters.

Date: 27/06/2026 Start: 11:11 Finish: 11:21
Snetterton 300: 2.9689 miles

Clerk Of Course: Caroline Patterson / Tony MacBride	Timekeeper: Craig Smith	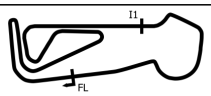

Results can be found at www.tsl-timing.com

Printed - 11:24 Saturday, 27 June 2026

BMCRC - MRO Championships - Rnd 5 @ Snetterton 300

Yamaha Past Masters

QUALIFYING - SECTOR ANALYSIS

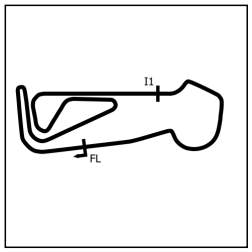

SECTOR 1 = FL to I1, SECTOR 2 = I1 to FL, DIFF = Difference To Personal Best Lap, P = Crossed Finish Line in Pit Lane, D = Time Disallowed

P1 51 Kevin WHOLEY Yamaha TZR 250

IDEAL LAP TIME : 2:09.735 BEST LAP TIME : 2:10.346 DIFFERENCE : 0.611

LAP	SECTOR 1	SECTOR 2	LAP TIME		MPH	DIFF	TIME OF DAY
1 -	1:32.865	45.334	2:18.199		77.33	7.853	11:14:19.342
2 -	1:29.199	43.851	2:13.050	(3)	80.33	2.704	11:16:32.392
3 -	1:29.464	43.605	2:13.069		80.31	2.723	11:18:45.461
4 -	1:27.650	***42.773***	2:10.423	(2)	81.94	0.077	11:20:55.884
5 -	***1:26.962***	43.384	***2:10.346***	(1)	***81.99***		***11:23:06.230***

P2 110 Mark HAIGH Yamaha TZR 250

IDEAL LAP TIME : 2:11.530 BEST LAP TIME : 2:11.530 DIFFERENCE : 0.000

LAP	SECTOR 1	SECTOR 2	LAP TIME		MPH	DIFF	TIME OF DAY
1 -	1:33.447	44.709	2:18.156		77.36	6.626	11:15:58.451
2 -	1:28.742	44.321	2:13.063	(3)	80.32	1.533	11:18:11.514
3 -	1:28.470	44.074	2:12.544	(2)	80.63	1.014	11:20:24.058
4 -	***1:27.811***	***43.719***	***2:11.530***	(1)	***81.25***		***11:22:35.588***

P3 52 Haydon SMITH Yamaha TZR 250

IDEAL LAP TIME : 2:11.941 BEST LAP TIME : 2:11.941 DIFFERENCE : 0.000

LAP	SECTOR 1	SECTOR 2	LAP TIME		MPH	DIFF	TIME OF DAY
1 -	1:32.178	45.089	2:17.267		77.86	5.326	11:15:11.657
2 -	1:30.105	44.688	2:14.793	(3)	79.29	2.852	11:17:26.450
3 -	1:28.746	43.506	2:12.252	(2)	80.81	0.311	11:19:38.702
4 -	***1:28.554***	***43.387***	***2:11.941***	(1)	***81.00***		***11:21:50.643***
5 -	1:29.770	50.798	2:20.568		76.03	8.627	11:24:11.211

P4 166 Tom RIDLEY Yamaha TZR 250

IDEAL LAP TIME : 2:12.370 BEST LAP TIME : 2:12.370 DIFFERENCE : 0.000

LAP	SECTOR 1	SECTOR 2	LAP TIME		MPH	DIFF	TIME OF DAY
1 -	1:35.882	45.230	2:21.112		75.74	8.742	11:14:23.768
2 -	1:30.605	44.013	2:14.618		79.39	2.248	11:16:38.386
3 -	1:29.090	44.164	2:13.254	(2)	80.20	0.884	11:18:51.640
4 -	1:29.363	44.701	2:14.064	(3)	79.72	1.694	11:21:05.704
5 -	***1:28.491***	***43.879***	***2:12.370***	(1)	***80.74***		***11:23:18.074***

P5 26 Damian LEE Yamaha TZR 250

IDEAL LAP TIME : 2:14.056 BEST LAP TIME : 2:14.127 DIFFERENCE : 0.071

LAP	SECTOR 1	SECTOR 2	LAP TIME		MPH	DIFF	TIME OF DAY
1 -	1:35.444	45.654	2:21.098		75.74	6.971	11:15:07.165
2 -	1:30.315	45.073	2:15.388	(3)	78.94	1.261	11:17:22.553
3 -	1:30.774	44.743	2:15.517		78.86	1.390	11:19:38.070
4 -	1:29.639	***44.488***	***2:14.127***	(1)	***79.68***		***11:21:52.197***
5 -	***1:29.568***	45.223	2:14.791	(2)	79.29	0.664	11:24:06.988

P6 5 Luke MACRAE Yamaha TZR 250

IDEAL LAP TIME : 2:14.985 BEST LAP TIME : 2:14.985 DIFFERENCE : 0.000

LAP	SECTOR 1	SECTOR 2	LAP TIME		MPH	DIFF	TIME OF DAY
1 -	OUTLAP	45.661	2:23.560		74.45	8.575	11:15:27.285
2 -	1:32.020	45.151	2:17.171	(2)	77.91	2.186	11:17:44.456
3 -	1:30.940	46.323	2:17.263	(3)	77.86	2.278	11:20:01.719
4 -	***1:30.100***	***44.885***	***2:14.985***	(1)	***79.17***		***11:22:16.704***

BMCRC - MRO Championships - Rnd 5 @ Snetterton 300

Yamaha Past Masters

QUALIFYING - SECTOR ANALYSIS

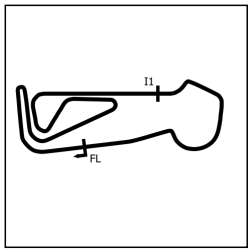

SECTOR 1 = FL to I1, SECTOR 2 = I1 to FL, DIFF = Difference To Personal Best Lap, P = Crossed Finish Line in Pit Lane, D = Time Disallowed

P7 27 Richard HAYWARD Yamaha TZR 250

IDEAL LAP TIME : 2:15.214 BEST LAP TIME : 2:15.214 DIFFERENCE : 0.000

LAP	SECTOR 1	SECTOR 2	LAP TIME		MPH	DIFF	TIME OF DAY
1 -	1:38.883	46.521	2:25.404		73.50	10.190	11:14:36.905
2 -	1:30.691	45.824	2:16.515	(3)	78.29	1.301	11:16:53.420
3 -	***1:30.639***	***44.575***	***2:15.214***	**(1)**	***79.04***		***11:19:08.634***
4 -	1:31.113	45.103	2:16.216	(2)	78.46	1.002	11:21:24.850
5 -	1:31.720	45.171	2:16.891		78.07	1.677	11:23:41.741

P8 34 C Paul NIELD Yamaha TZR 250

IDEAL LAP TIME : 2:16.096 BEST LAP TIME : 2:16.096 DIFFERENCE : 0.000

LAP	SECTOR 1	SECTOR 2	LAP TIME		MPH	DIFF	TIME OF DAY
1 -	1:47.583	46.736	2:34.319		69.25	18.223	11:15:43.156
2 -	1:31.271	45.521	2:16.792	(3)	78.13	0.696	11:17:59.948
3 -	***1:30.945***	***45.151***	***2:16.096***	**(1)**	***78.53***		***11:20:16.044***
4 -	1:31.303	45.178	2:16.481	(2)	78.31	0.385	11:22:32.525

P9 100 Mark BISWELL Yamaha TZR 250

IDEAL LAP TIME : 2:17.845 BEST LAP TIME : 2:17.845 DIFFERENCE : 0.000

LAP	SECTOR 1	SECTOR 2	LAP TIME		MPH	DIFF	TIME OF DAY
1 -	1:44.042	48.250	2:32.292		70.18	14.447	11:14:39.315
2 -	1:33.383	46.642	2:20.025	(2)	76.32	2.180	11:16:59.340
3 -	1:32.990	47.241	2:20.231		76.21	2.386	11:19:19.571
4 -	1:33.743	46.487	2:20.230	(3)	76.21	2.385	11:21:39.801
5 -	***1:31.810***	***46.035***	***2:17.845***	**(1)**	***77.53***		***11:23:57.646***

P10 31 C Abigail MARSHALL Yamaha TZR 250

IDEAL LAP TIME : 2:18.991 BEST LAP TIME : 2:18.991 DIFFERENCE : 0.000

LAP	SECTOR 1	SECTOR 2	LAP TIME		MPH	DIFF	TIME OF DAY
1 -	OUTLAP	47.792	2:23.314		74.57	4.323	11:17:38.010
2 -	1:35.548	47.255	2:22.803	(2)	74.84	3.812	11:20:00.813
3 -	***1:32.530***	***46.461***	***2:18.991***	**(1)**	***76.89***		***11:22:19.804***

P11 73 C Colvin TURNER Yamaha TZR 250

IDEAL LAP TIME : 2:19.940 BEST LAP TIME : 2:19.940 DIFFERENCE : 0.000

LAP	SECTOR 1	SECTOR 2	LAP TIME		MPH	DIFF	TIME OF DAY
1 -	OUTLAP	48.571	2:30.260		71.13	10.320	11:17:41.136
2 -	***1:34.164***	***45.776***	***2:19.940***	**(1)**	***76.37***		***11:20:01.076***
3 -	1:35.957	47.839	2:23.796	(2)	74.32	3.856	11:22:24.872

P12 162 Darren COOPER Yamaha TZR 250

IDEAL LAP TIME : 2:22.395 BEST LAP TIME : 2:22.395 DIFFERENCE : 0.000

LAP	SECTOR 1	SECTOR 2	LAP TIME		MPH	DIFF	TIME OF DAY
1 -	1:39.610	49.251	2:28.861		71.79	6.466	11:14:34.498
2 -	1:35.435	48.717	2:24.152	(2)	74.14	1.757	11:16:58.650
3 -	***1:34.151***	***48.244***	***2:22.395***	**(1)**	***75.05***		***11:19:21.045***
4 -	1:38.145	50.297	2:28.442		72.00	6.047	11:21:49.487
5 -	1:35.243	49.176	2:24.419	(3)	74.00	2.024	11:24:13.906

P13 50 JC Chris WHITLOCK Yamaha TZR 250

IDEAL LAP TIME : 2:23.872 BEST LAP TIME : 2:23.940 DIFFERENCE : 0.068

LAP	SECTOR 1	SECTOR 2	LAP TIME		MPH	DIFF	TIME OF DAY
1 -	1:38.322	49.358	2:27.680		72.37	3.740	11:16:26.754
2 -	1:36.252	48.521	2:24.773	(3)	73.82	0.833	11:18:51.527
3 -	***1:36.103***	48.172	2:24.275	(2)	74.08	0.335	11:21:15.802
4 -	1:36.171	***47.769***	***2:23.940***	**(1)**	***74.25***		***11:23:39.742***

BMCRC - MRO Championships - Rnd 5 @ Snetterton 300

Yamaha Past Masters

QUALIFYING - SECTOR ANALYSIS

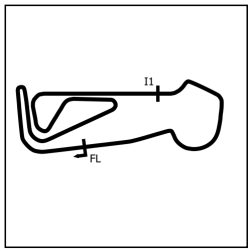

SECTOR 1 = FL to I1, SECTOR 2 = I1 to FL, DIFF = Difference To Personal Best Lap, P = Crossed Finish Line in Pit Lane, D = Time Disallowed

P14 46 C Kevin MARSHALL Yamaha TZR 250

IDEAL LAP TIME : 2:24.732 BEST LAP TIME : 2:24.938 DIFFERENCE : 0.206

LAP	SECTOR 1	SECTOR 2	LAP TIME	MPH	DIFF	TIME OF DAY
1 -	1:37.867	49.568	2:27.435	72.49	2.497	11:14:28.027
2 -	1:38.134	49.326	2:27.460	72.48	2.522	11:16:55.487
3 -	1:36.729	***48.405***	2:25.134 **(3)**	73.64	0.196	11:19:20.621
4 -	1:36.344	48.749	2:25.093 **(2)**	73.66	0.155	11:21:45.714
5 -	***1:36.327***	48.611	***2:24.938*** **(1)**	***73.74***		***11:24:10.652***

P15 333 C Mark STUBBERFIELD Yamaha TZR 250

IDEAL LAP TIME : 2:24.268 BEST LAP TIME : 2:24.985 DIFFERENCE : 0.717

LAP	SECTOR 1	SECTOR 2	LAP TIME	MPH	DIFF	TIME OF DAY
1 -	1:36.983	***48.147***	2:25.130 **(3)**	73.64	0.145	11:14:28.063
2 -	1:36.662	48.645	2:25.307	73.55	0.322	11:16:53.370
3 -	1:36.221	48.816	2:25.037 **(2)**	73.69	0.052	11:19:18.407
4 -	1:37.534	49.082	2:26.616	72.89	1.631	11:21:45.023
5 -	***1:36.121***	48.864	***2:24.985*** **(1)**	***73.71***		***11:24:10.008***

P16 77 JC Adam COLLINS Yamaha TZR 250

IDEAL LAP TIME : 2:26.610 BEST LAP TIME : 2:26.644 DIFFERENCE : 0.034

LAP	SECTOR 1	SECTOR 2	LAP TIME	MPH	DIFF	TIME OF DAY
1 -	1:41.293	50.708	2:32.001	70.31	5.357	11:14:50.234
2 -	1:37.851	49.699	2:27.550 **(3)**	72.43	0.906	11:17:17.784
3 -	***1:37.552***	49.963	2:27.515 **(2)**	72.45	0.871	11:19:45.299
4 -	1:37.586	***49.058***	***2:26.644*** **(1)**	***72.88***		***11:22:11.943***

P17 69 C Mark ELLERAY Yamaha TZR 250

IDEAL LAP TIME : 2:28.621 BEST LAP TIME : 2:28.691 DIFFERENCE : 0.070

LAP	SECTOR 1	SECTOR 2	LAP TIME	MPH	DIFF	TIME OF DAY
1 -	OUTLAP	50.051	2:43.416	65.40	14.725	11:17:19.767
2 -	1:41.117	***49.742***	2:30.859 **(2)**	70.84	2.168	11:19:50.626
3 -	***1:38.879***	49.812	***2:28.691*** **(1)**	***71.88***		***11:22:19.317***

P18 62 JC David PATERSON Yamaha TZR 250

IDEAL LAP TIME : 2:30.593 BEST LAP TIME : 2:30.593 DIFFERENCE : 0.000

LAP	SECTOR 1	SECTOR 2	LAP TIME	MPH	DIFF	TIME OF DAY
1 -	1:45.223	51.952	2:37.175 **(3)**	68.00	6.582	11:16:47.861
2 -	***1:39.729***	***50.864***	***2:30.593*** **(1)**	***70.97***		***11:19:18.454***
3 -	1:40.031	51.137	2:31.168 **(2)**	70.70	0.575	11:21:49.622

P19 67 C Mark BAILEY Yamaha TZR 250

IDEAL LAP TIME : 2:32.306 BEST LAP TIME : 2:32.638 DIFFERENCE : 0.332

LAP	SECTOR 1	SECTOR 2	LAP TIME	MPH	DIFF	TIME OF DAY
1 -	1:43.621	***51.618***	2:35.239 **(2)**	68.84	2.601	11:15:21.978
2 -	1:43.731	54.135	2:37.866 **(3)**	67.70	5.228	11:17:59.844
3 -	***1:40.688***	51.950	***2:32.638*** **(1)**	***70.02***		***11:20:32.482***
4 -	1:42.099					

P20 10 R Hugh BRIGHTON Yamaha TZR 250

IDEAL LAP TIME : 2:39.745 BEST LAP TIME : 2:39.745 DIFFERENCE : 0.000

LAP	SECTOR 1	SECTOR 2	LAP TIME	MPH	DIFF	TIME OF DAY
1 -	OUTLAP	57.363	2:56.801	60.45	17.056	11:17:35.457
2 -	1:46.955	55.686	2:42.641 **(2)**	65.71	2.896	11:20:18.098
3 -	***1:45.464***	***54.281***	***2:39.745*** **(1)**	***66.90***		***11:22:57.843***

BMCRC - MRO Championships - Rnd 5 @ Snetterton 300

Yamaha Past Masters

QUALIFYING - SECTOR ANALYSIS

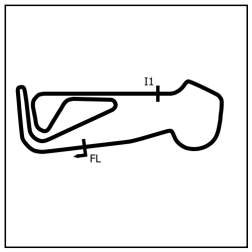

SECTOR 1 = FL to I1, SECTOR 2 = I1 to FL, DIFF = Difference To Personal Best Lap, P = Crossed Finish Line in Pit Lane, D = Time Disallowed

P21 36 JC Phil ZANUTTO Yamaha TZR 250

IDEAL LAP TIME : 2:41.991 BEST LAP TIME : 2:43.068 DIFFERENCE : 1.077

LAP	SECTOR 1	SECTOR 2	LAP TIME	MPH	DIFF	TIME OF DAY
1 -	1:57.425	55.689	2:53.114 **(3)**	61.74	10.046	11:15:45.915
2 -	1:48.597	***54.471***	***2:43.068*** **(1)**	***65.54***		***11:18:28.983***
3 -	***1:47.520***	55.584	2:43.104 **(2)**	65.52	0.036	11:21:12.087
4 -	1:49.408					

BMCRC - MRO Championships - Rnd 5 @ Snetterton 300

Yamaha Past Masters

QUALIFYING - BEST SECTORS

	SECTOR 1		SECTOR 2	
POS	NO	TIME	NO	TIME
1	**51**	**1:26.962**	**51**	**42.773**
2	**110**	**1:27.811**	**52**	**43.387**
3	**166**	**1:28.491**	**110**	**43.719**
4	**52**	**1:28.554**	**166**	**43.879**
5	**26**	**1:29.568**	**26**	**44.488**
6	**5**	**1:30.100**	**27**	**44.575**
7	**27**	**1:30.639**	**5**	**44.885**
8	**34**	**1:30.945**	**34**	**45.151**
9	**100**	**1:31.810**	**73**	**45.776**
10	**31**	**1:32.530**	**100**	**46.035**
11	**162**	**1:34.151**	**31**	**46.461**
12	**73**	**1:34.164**	**50**	**47.769**
13	**50**	**1:36.103**	**333**	**48.147**
14	**333**	**1:36.121**	**162**	**48.244**
15	**46**	**1:36.327**	**46**	**48.405**
16	**77**	**1:37.552**	**77**	**49.058**
17	**69**	**1:38.879**	**69**	**49.742**
18	**62**	**1:39.729**	**62**	**50.864**
19	**67**	**1:40.688**	**67**	**51.618**
20	**10**	**1:45.464**	**10**	**54.281**
21	**36**	**1:47.520**	**36**	**54.471**

IDEAL / BEST COMPARISON

POS	NO	NAME	IDEAL	BEST	DIFF
		PERFECT LAP	**2:09.735**		
1	**51**	WHOLEY	2:09.735	2:10.346	**0.611**
2	**110**	HAIGH	2:11.530	2:11.530	**0.000**
3	**52**	SMITH	2:11.941	2:11.941	**0.000**
4	**166**	RIDLEY	2:12.370	2:12.370	**0.000**
5	**26**	LEE	2:14.056	2:14.127	**0.071**
6	**5**	MACRAE	2:14.985	2:14.985	**0.000**
7	**27**	HAYWARD	2:15.214	2:15.214	**0.000**
8	**34**	NIELD	2:16.096	2:16.096	**0.000**
9	**100**	BISWELL	2:17.845	2:17.845	**0.000**
10	**31**	MARSHALL	2:18.991	2:18.991	**0.000**
11	**73**	TURNER	2:19.940	2:19.940	**0.000**
12	**162**	COOPER	2:22.395	2:22.395	**0.000**
13	**50**	WHITLOCK	2:23.872	2:23.940	**0.068**
14	**333**	STUBBERFIELD	2:24.268	2:24.985	**0.717**
15	**46**	MARSHALL	2:24.732	2:24.938	**0.206**
16	**77**	COLLINS	2:26.610	2:26.644	**0.034**
17	**69**	ELLERAY	2:28.621	2:28.691	**0.070**
18	**62**	PATERSON	2:30.593	2:30.593	**0.000**
19	**67**	BAILEY	2:32.306	2:32.638	**0.332**
20	**10**	BRIGHTON	2:39.745	2:39.745	**0.000**
21	**36**	ZANUTTO	2:41.991	2:43.068	**1.077**

Weather / Track : Bright / Dry

Snetterton 300: 2.9689 miles
Date: 27/06/2026 Start: 11:11 Finish: 11:21

Results can be found at www.tsl-timing.com

Printed - 11:24 Saturday, 27 June 2026

BMCRC - MRO Championships - Rnd 5 @ Snetterton 300

Yamaha Past Masters

QUALIFYING - STATISTICS

Competitors Started	21
Planned Start	2026-06-27 @ 11:15:00.000
Actual Start	2026-06-27 @ 11:11:48.418
Finish Time	2026-06-27 @ 11:21:57.646
Track Length	2.9689mi.
Total Laps	86
Total Distance Covered	255.3263mi.

Session Fastest Lap History

NO	CL	NAME	LAP TIME	TIME OF DAY	LAP	VEHICLE
51		**Kevin WHOLEY**	**2:18.199**	11:14:19.342	1	Yamaha TZR 250
52		**Haydon SMITH**	**2:17.267**	11:15:11.657	1	Yamaha TZR 250
51		**Kevin WHOLEY**	**2:13.050**	11:16:32.392	2	Yamaha TZR 250
52		**Haydon SMITH**	**2:12.252**	11:19:38.702	3	Yamaha TZR 250
51		**Kevin WHOLEY**	**2:10.423**	11:20:55.884	4	Yamaha TZR 250
51		**Kevin WHOLEY**	**2:10.346**	11:23:06.230	5	Yamaha TZR 250

Flag History

TYPE	TIME OF DAY
GREEN	11:11:48.418
FINISH	11:21:57.646

Flag Statistics

TYPE	COUNT	TOTAL LAPS	TOTAL TIME
Green	1	5	12:41.033
Red	0	0	0.000
Safety Car	0	0	0.000
FCY	0	0	0.000

BMCRC - MRO Championships - Rnd 5 @ Snetterton 300

Yamaha Past Masters

QUALIFYING - STATISTICS

CLASS : 9 Starters

Fastest Lap History

NO	NAME	LAP TIME	TIME OF DAY	LAP	VEHICLE
51	**Kevin WHOLEY**	**2:18.199**	11:14:19.342	1	Yamaha TZR 250
52	**Haydon SMITH**	**2:17.267**	11:15:11.657	1	Yamaha TZR 250
51	**Kevin WHOLEY**	**2:13.050**	11:16:32.392	2	Yamaha TZR 250
52	**Haydon SMITH**	**2:12.252**	11:19:38.702	3	Yamaha TZR 250
51	**Kevin WHOLEY**	**2:10.423**	11:20:55.884	4	Yamaha TZR 250
51	**Kevin WHOLEY**	**2:10.346**	11:23:06.230	5	Yamaha TZR 250

BMCRC - MRO Championships - Rnd 5 @ Snetterton 300

Yamaha Past Masters

QUALIFYING - STATISTICS

CLASS : C

7 Starters

Fastest Lap History

NO	NAME	LAP TIME	TIME OF DAY	LAP	VEHICLE
46	**Kevin MARSHALL**	**2:27.435**	11:14:28.027	1	Yamaha TZR 250
333	**Mark STUBBERFIELD**	**2:25.130**	11:14:28.063	1	Yamaha TZR 250
34	**Paul NIELD**	**2:16.792**	11:17:59.948	2	Yamaha TZR 250
34	**Paul NIELD**	**2:16.096**	11:20:16.044	3	Yamaha TZR 250

BMCRC - MRO Championships - Rnd 5 @ Snetterton 300

Yamaha Past Masters

QUALIFYING - STATISTICS

CLASS : JC

4 Starters

Fastest Lap History

NO	NAME	LAP TIME	TIME OF DAY	LAP	VEHICLE
77	**Adam COLLINS**	**2:32.001**	11:14:50.234	1	Yamaha TZR 250
50	**Chris WHITLOCK**	**2:27.680**	11:16:26.754	1	Yamaha TZR 250
77	**Adam COLLINS**	**2:27.550**	11:17:17.784	2	Yamaha TZR 250
50	**Chris WHITLOCK**	**2:24.773**	11:18:51.527	2	Yamaha TZR 250
50	**Chris WHITLOCK**	**2:24.275**	11:21:15.802	3	Yamaha TZR 250
50	**Chris WHITLOCK**	**2:23.940**	11:23:39.742	4	Yamaha TZR 250

BMCRC - MRO Championships - Rnd 5 @ Snetterton 300

Yamaha Past Masters

QUALIFYING - STATISTICS

CLASS : R

1 Starters

Fastest Lap History

NO	NAME	LAP TIME	TIME OF DAY	LAP	VEHICLE
10	**Hugh BRIGHTON**	**2:42.641**	11:20:18.098	2	Yamaha TZR 250
10	**Hugh BRIGHTON**	**2:39.745**	11:22:57.843	3	Yamaha TZR 250

Weather / Track : Bright / Dry

Snetterton 300: 2.9689 miles
Date: 27/06/2026 Start: 11:11 Finish: 11:21

BMCRC - MRO Championships - Rnd 5 @ Snetterton 300

Yamaha Past Masters

RACE 10 - GRID (5 Laps)



These results are provisional until the conclusion of any judicial and technical matters.

Snetterton 300: 2.9689 miles

Clerk Of Course: Caroline Patterson / Tony MacBride	Timekeeper: Craig Smith	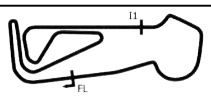

Results can be found at www.tsl-timing.com

Printed - 11:25 Saturday, 27 June 2026

BMCRC - MRO Championships - Rnd 5 @ Snetterton 300

Yamaha Past Masters

RACE 10 - CLASSIFICATION

Race Distance: 5 Laps / 14.84 miles

POS	NO	CL	PIC	NAME	ENTRY	LAPS	TIME	GAP	DIFF	MPH	BEST	ON	GRD	↑↓
1	**51**		1	**Kevin WHOLEY**	Yamaha TZR 250 - Twistgrip Motorcycles	**5**	11:00.996			80.84	**2:10.647**	2	1	0
2	**52**		2	**Haydon SMITH**	Yamaha TZR 250 - HI-Precision Engineering Ltd	**5**	11:02.798	**1.802**	1.802	80.62	**2:10.685**	5	3	1
3	**110**		3	**Mark HAIGH**	Yamaha TZR 250 - Chesterfield CarClinic/2T	**5**	11:03.712	**2.716**	0.914	80.51	**2:11.196**	4	2	-1
4	**166**		4	**Tom RIDLEY**	Yamaha TZR 250 - Chamery Hall Roundhouses	**5**	11:04.209	**3.213**	0.497	80.45	**2:10.855**	3	4	0
5	**27**		5	**Richard HAYWARD**	Yamaha TZR 250 - BC vehicle repairs/ Merlin Pipes	**5**	11:04.223	**3.227**	0.014	80.45	**2:10.904**	5	7	2
6	**5**		6	**Luke MACRAE**	Yamaha TZR 250 - Helmet City Northlands Fencing	**5**	11:13.830	**12.834**	9.607	79.30	**2:12.007**	5	6	0
7	**26**		7	**Damian LEE**	Yamaha TZR 250 - Leed Autos	**5**	11:14.180	**13.184**	0.350	79.26	**2:12.293**	5	5	-2
8	**34**	C	1	**Paul NIELD**	Yamaha TZR 250 - Ridesure	**5**	11:19.497	**18.501**	5.317	78.64	**2:14.164**	4	8	0
9	**100**		8	**Mark BISWELL**	Yamaha TZR 250 - Mad Biker Designs	**5**	11:34.020	**33.024**	14.523	77.00	**2:16.426**	4	9	0
10	**31**	C	2	**Abigail MARSHALL**	Yamaha TZR 250 - Len Whalin Racing and Macrae Racing	**5**	11:36.301	**35.305**	2.281	76.74	**2:18.066**	2	10	0
11	**73**	C	3	**Colvin TURNER**	Yamaha TZR 250 -	**5**	11:58.881	**57.885**	22.580	74.33	**2:21.708**	2	11	0
12	**50**	JC	1	**Chris WHITLOCK**	Yamaha TZR 250 - TVC technology solutions	**5**	12:02.084	**1:01.088**	3.203	74.00	**2:22.394**	2	13	1
13	**333**	C	4	**Mark STUBBERFIELD**	Yamaha TZR 250 - Polished concrete London	**5**	12:12.078	**1:11.082**	9.994	72.99	**2:24.480**	4	15	2
14	**46**	C	5	**Kevin MARSHALL**	Yamaha TZR 250 - Stacey Processing	**5**	12:12.612	**1:11.616**	0.534	72.94	**2:24.402**	5	14	0
15	**162**		9	**Darren COOPER**	Yamaha TZR 250 - Twistgrip Motorcycles	**5**	12:13.794	**1:12.798**	1.182	72.82	**2:23.054**	5	12	-3
16	**69**	C	6	**Mark ELLERAY**	Yamaha TZR 250 - Abbot Solutions Ltd	**5**	12:16.710	**1:15.714**	2.916	72.53	**2:24.295**	4	17	1
17	**67**	C	7	**Mark BAILEY**	Yamaha TZR 250 - Elite AC Ltd. madbikerdesigns	**5**	12:17.298	**1:16.302**	0.588	72.48	**2:23.396**	5	19	2
18	**77**	JC	2	**Adam COLLINS**	Yamaha TZR 250 - 2 Cows Racing	**5**	12:17.945	**1:16.949**	0.647	72.41	**2:25.096**	3	16	-2
19	**62**	JC	3	**David PATERSON**	Yamaha TZR 250 - The love of a good woman	**5**	12:48.571	**1:47.575**	30.626	69.53	**2:28.289**	2	18	-1
20	**36**	JC	4	**Phil ZANUTTO**	Yamaha TZR 250 - App racing/papyrus	**5**	13:29.061	**2:28.065**	40.490	66.05	**2:39.462**	2	21	1
21	**10**	JC	5	**Hugh BRIGHTON**	Yamaha TZR 250 -	**5**	13:31.853	**2:30.857**	2.792	65.82	**2:39.023**	2	20	-1

FASTEST LAP

51		**Kevin WHOLEY**	Yamaha TZR 250 - Twistgrip Motorcycles	**2**	2:10.647	81.80 mph	131.65 kph
34	C	**Paul NIELD**	Yamaha TZR 250 - Ridesure	**4**	2:14.164	79.66 mph	128.20 kph
50	JC	**Chris WHITLOCK**	Yamaha TZR 250 - TVC technology solutions	**2**	2:22.394	75.05 mph	120.79 kph

Class - 92.5% of Race Speed = 74.77 mph
Class C - 92.5% of Race Speed = 72.74 mph
Class JC - 92.5% of Race Speed = 68.45 mph

Weather / Track : Bright / Dry
These results are provisional until the conclusion of any judicial and technical matters.

Date: 27/06/2026 Start: 15:13 Finish: 15:24
Snetterton 300: 2.9689 miles

Clerk Of Course: Caroline Patterson / Tony MacBride	Timekeeper: Craig Smith	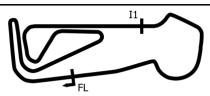

Results can be found at www.tsl-timing.com

Printed - 15:28 Saturday, 27 June 2026

BMCRC - MRO Championships - Rnd 5 @ Snetterton 300

Yamaha Past Masters

RACE 10 - LAP CHART

LAP 1	@ 15:15:54.786	
NO	BEHIND	LAP TIME
51		2:16.419
110	0.741	2:17.160
52	0.790	2:17.209
27	1.591	2:18.010
166	1.731	2:18.150
5	2.902	2:19.321
26	4.201	2:20.620
34	4.616	2:21.035
31	6.571	2:22.990
100	8.749	2:25.168
73	11.577	2:27.996
50	11.685	2:28.104
333	15.518	2:31.937
46	16.490	2:32.909
77	19.684	2:36.103
69	20.490	2:36.909
62	20.686	2:37.105
162	20.802	2:37.221
67	21.054	2:37.473
36	30.113	2:46.532
10	31.642	2:48.061

LAP 2	@ 15:18:05.433	
NO	BEHIND	LAP TIME
51		2:10.647
52	2.317	2:12.174
110	2.741	2:12.647
27	3.340	2:12.396
166	3.664	2:12.580
5	7.578	2:15.323
26	7.606	2:14.052
34	8.334	2:14.365
31	13.990	2:18.066
100	15.952	2:17.850
73	22.638	2:21.708
50	23.432	2:22.394
333	29.803	2:24.932
46	31.652	2:25.809
77	34.869	2:25.832
69	35.184	2:25.341
162	35.415	2:25.260
67	37.322	2:26.915
62	38.328	2:28.289
36	58.928	2:39.462
10	1:00.018	2:39.023

LAP 3	@ 15:20:16.750	
NO	BEHIND	LAP TIME
51		2:11.317
52	2.176	2:11.176
110	2.721	2:11.297
166	3.202	2:10.855
27	3.249	2:11.226
26	10.304	2:14.015
5	10.355	2:14.094
34	11.287	2:14.270
31	21.197	2:18.524
100	21.596	2:16.961
73	33.633	2:22.312
50	35.873	2:23.758
333	44.645	2:26.159
46	45.347	2:25.012
77	48.648	2:25.096
162	48.978	2:24.880
69	49.621	2:25.754
67	51.175	2:25.170
62	58.801	2:31.790
36	1:28.848	2:41.237
10	1:29.856	2:41.155

LAP 4	@ 15:22:27.892	
NO	BEHIND	LAP TIME
51		2:11.142
52	2.588	2:11.554
110	2.775	2:11.196
166	3.209	2:11.149
27	3.794	2:11.687
5	12.298	2:13.085
26	12.362	2:13.200
34	14.309	2:14.164
100	26.880	2:16.426
31	28.448	2:18.393
73	45.958	2:23.467
50	48.767	2:24.036
333	57.983	2:24.480
46	58.685	2:24.480
162	1:01.215	2:23.379
77	1:02.663	2:25.157
69	1:02.774	2:24.295
67	1:04.377	2:24.344
62	1:22.266	2:34.607
36	1:59.612	2:41.906
10	2:00.472	2:41.758

LAP 5	@ 15:24:39.363	
NO	BEHIND	LAP TIME
51		2:11.471
52	1.802	2:10.685
110	2.716	2:11.412
166	3.213	2:11.475
27	3.227	2:10.904
5	12.834	2:12.007
26	13.184	2:12.293
34	18.501	2:15.663
100	33.024	2:17.615
31	35.305	2:18.328
73	57.885	2:23.398
50	1:01.088	2:23.792
333	1:11.082	2:24.570
46	1:11.616	2:24.402
162	1:12.798	2:23.054
69	1:15.714	2:24.411
67	1:16.302	2:23.396
77	1:16.949	2:25.757
62	1:47.575	2:36.780
36	2:28.065	2:39.924
10	2:30.857	2:41.856

Weather / Track : Bright / Dry

Snetterton 300: 2.9689 miles
Date: 27/06/2026 Start: 15:13 Finish: 15:24

Results can be found at www.tsl-timing.com

Printed - 15:28 Saturday, 27 June 2026

BMCRC - MRO Championships - Rnd 5 @ Snetterton 300

Yamaha Past Masters

RACE 10 - POSITION CHART

No	Name	Lap Pos	1	2	3	4	5
51	WHOLEY	1	51	51	51	51	51
110	HAIGH	2	110	52	52	52	52
52	SMITH	3	52	110	110	110	110
166	RIDLEY	4	27	27	166	166	166
26	LEE	5	166	166	27	27	27
5	MACRAE	6	5	5	26	5	5
27	HAYWARD	7	26	26	5	26	26
34	NIELD	8	34	34	34	34	34
100	BISWELL	9	31	31	31	100	100
31	MARSHALL	10	100	100	100	31	31
73	TURNER	11	73	73	73	73	73
162	COOPER	12	50	50	50	50	50
50	WHITLOCK	13	333	333	333	333	333
46	MARSHALL	14	46	46	46	46	46
333	STUBBERFIELD	15	77	77	77	162	162
77	COLLINS	16	69	69	162	77	69
69	ELLERAY	17	62	162	69	69	67
62	PATERSON	18	162	67	67	67	77
67	BAILEY	19	67	62	62	62	62
10	BRIGHTON	20	36	36	36	36	36
36	ZANUTTO	21	10	10	10	10	10

Weather / Track : Bright / Dry

Snetterton 300: 2.9689 miles
Date: 27/06/2026 Start: 15:13 Finish: 15:24

Results can be found at www.tsl-timing.com

Printed - 15:28 Saturday, 27 June 2026

BMCRC - MRO Championships - Rnd 5 @ Snetterton 300

Yamaha Past Masters

RACE 10 - SECTOR ANALYSIS

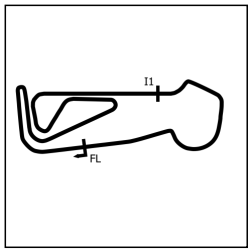

SECTOR 1 = FL to I1, SECTOR 2 = I1 to FL, DIFF = Difference To Personal Best Lap, P = Crossed Finish Line in Pit Lane, D = Time Disallowed

P1 51 Kevin WHOLEY — Yamaha TZR 250 - Twistgrip Motorcycles

IDEAL LAP TIME : 2:10.503 BEST LAP TIME : 2:10.647 DIFFERENCE : 0.144

LAP	SECTOR 1	SECTOR 2	LAP TIME	MPH	DIFF	TIME OF DAY
1 -		43.604	2:16.419	78.34	5.772	15:15:54.786
2 -	***1:26.975***	43.672	***2:10.647*** **(1)**	***81.80***		***15:18:05.433***
3 -	1:27.789	***43.528***	2:11.317 **(3)**	81.39	0.670	15:20:16.750
4 -	1:27.570	43.572	2:11.142 **(2)**	81.50	0.495	15:22:27.892
5 -	1:27.646	43.825	2:11.471	81.29	0.824	15:24:39.363

P2 52 Haydon SMITH — Yamaha TZR 250 - HI-Precision Engineering Ltd

IDEAL LAP TIME : 2:10.685 BEST LAP TIME : 2:10.685 DIFFERENCE : 0.000

LAP	SECTOR 1	SECTOR 2	LAP TIME	MPH	DIFF	TIME OF DAY
1 -		43.565	2:17.209	77.89	6.524	15:15:55.576
2 -	1:28.664	43.510	2:12.174	80.86	1.489	15:18:07.750
3 -	1:27.937	43.239	2:11.176 **(2)**	81.47	0.491	15:20:18.926
4 -	1:28.272	43.282	2:11.554 **(3)**	81.24	0.869	15:22:30.480
5 -	***1:27.609***	***43.076***	***2:10.685*** **(1)**	***81.78***		***15:24:41.165***

P3 110 Mark HAIGH — Yamaha TZR 250 - Chesterfield CarClinic/2T

IDEAL LAP TIME : 2:10.994 BEST LAP TIME : 2:11.196 DIFFERENCE : 0.202

LAP	SECTOR 1	SECTOR 2	LAP TIME	MPH	DIFF	TIME OF DAY
1 -		44.341	2:17.160	77.92	5.964	15:15:55.527
2 -	1:29.048	43.599	2:12.647	80.57	1.451	15:18:08.174
3 -	***1:27.670***	43.627	2:11.297 **(2)**	81.40	0.101	15:20:19.471
4 -	1:27.872	***43.324***	***2:11.196*** **(1)**	***81.46***		***15:22:30.667***
5 -	1:27.999	43.413	2:11.412 **(3)**	81.33	0.216	15:24:42.079

P4 166 Tom RIDLEY — Yamaha TZR 250 - Chamery Hall Roundhouses

IDEAL LAP TIME : 2:10.747 BEST LAP TIME : 2:10.855 DIFFERENCE : 0.108

LAP	SECTOR 1	SECTOR 2	LAP TIME	MPH	DIFF	TIME OF DAY
1 -		43.518	2:18.150	77.36	7.295	15:15:56.517
2 -	1:28.803	43.777	2:12.580	80.61	1.725	15:18:09.097
3 -	***1:27.325***	43.530	***2:10.855*** **(1)**	***81.67***		***15:20:19.952***
4 -	1:27.727	***43.422***	2:11.149 **(2)**	81.49	0.294	15:22:31.101
5 -	1:27.603	43.872	2:11.475 **(3)**	81.29	0.620	15:24:42.576

P5 27 Richard HAYWARD — Yamaha TZR 250 - BC vehicle repairs/ Merlin Pipes

IDEAL LAP TIME : 2:10.759 BEST LAP TIME : 2:10.904 DIFFERENCE : 0.145

LAP	SECTOR 1	SECTOR 2	LAP TIME	MPH	DIFF	TIME OF DAY
1 -		44.411	2:18.010	77.44	7.106	15:15:56.377
2 -	1:28.528	43.868	2:12.396	80.72	1.492	15:18:08.773
3 -	1:27.589	43.637	2:11.226 **(2)**	81.44	0.322	15:20:19.999
4 -	1:28.052	***43.635***	2:11.687 **(3)**	81.16	0.783	15:22:31.686
5 -	***1:27.124***	43.780	***2:10.904*** **(1)**	***81.64***		***15:24:42.590***

P6 5 Luke MACRAE — Yamaha TZR 250 - Helmet City Northlands Fencing

IDEAL LAP TIME : 2:12.007 BEST LAP TIME : 2:12.007 DIFFERENCE : 0.000

LAP	SECTOR 1	SECTOR 2	LAP TIME	MPH	DIFF	TIME OF DAY
1 -		44.267	2:19.321	76.71	7.314	15:15:57.688
2 -	1:29.759	45.564	2:15.323	78.98	3.316	15:18:13.011
3 -	1:29.989	44.105	2:14.094 **(3)**	79.70	2.087	15:20:27.105
4 -	1:28.786	44.299	2:13.085 **(2)**	80.31	1.078	15:22:40.190
5 -	***1:28.334***	***43.673***	***2:12.007*** **(1)**	***80.96***		***15:24:52.197***

Weather / Track : Bright / Dry

Snetterton 300: 2.9689 miles
Date: 27/06/2026 Start: 15:13 Finish: 15:24

BMCRC - MRO Championships - Rnd 5 @ Snetterton 300

Yamaha Past Masters

RACE 10 - SECTOR ANALYSIS

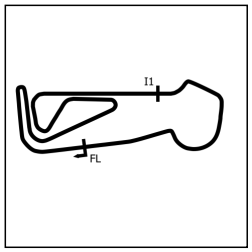

SECTOR 1 = FL to I1, SECTOR 2 = I1 to FL, DIFF = Difference To Personal Best Lap, P = Crossed Finish Line in Pit Lane, D = Time Disallowed

P7 26 Damian LEE — Yamaha TZR 250 - Leed Autos

IDEAL LAP TIME : 2:12.293 BEST LAP TIME : 2:12.293 DIFFERENCE : 0.000

LAP	SECTOR 1	SECTOR 2	LAP TIME		MPH	DIFF	TIME OF DAY
1 -		44.531	2:20.620		76.00	8.327	15:15:58.987
2 -	1:29.233	44.819	2:14.052		79.73	1.759	15:18:13.039
3 -	1:29.823	44.192	2:14.015	(3)	79.75	1.722	15:20:27.054
4 -	1:28.875	44.325	2:13.200	(2)	80.24	0.907	15:22:40.254
5 -	***1:28.401***	***43.892***	***2:12.293***	**(1)**	***80.79***		***15:24:52.547***

P8 34 C Paul NIELD — Yamaha TZR 250 - Ridesure

IDEAL LAP TIME : 2:13.468 BEST LAP TIME : 2:14.164 DIFFERENCE : 0.696

LAP	SECTOR 1	SECTOR 2	LAP TIME		MPH	DIFF	TIME OF DAY
1 -		44.777	2:21.035		75.78	6.871	15:15:59.402
2 -	1:29.698	44.667	2:14.365	(3)	79.54	0.201	15:18:13.767
3 -	1:29.966	***44.304***	2:14.270	(2)	79.60	0.106	15:20:28.037
4 -	***1:29.164***	45.000	***2:14.164***	**(1)**	***79.66***		***15:22:42.201***
5 -	1:30.371	45.292	2:15.663		78.78	1.499	15:24:57.864

P9 100 Mark BISWELL — Yamaha TZR 250 - Mad Biker Designs

IDEAL LAP TIME : 2:16.269 BEST LAP TIME : 2:16.426 DIFFERENCE : 0.157

LAP	SECTOR 1	SECTOR 2	LAP TIME		MPH	DIFF	TIME OF DAY
1 -		46.248	2:25.168		73.62	8.742	15:16:03.535
2 -	1:31.742	46.108	2:17.850		77.53	1.424	15:18:21.385
3 -	***1:30.719***	46.242	2:16.961	(2)	78.03	0.535	15:20:38.346
4 -	1:30.876	***45.550***	***2:16.426***	**(1)**	***78.34***		***15:22:54.772***
5 -	1:31.603	46.012	2:17.615	(3)	77.66	1.189	15:25:12.387

P10 31 C Abigail MARSHALL — Yamaha TZR 250 - Len Whalin Racing and Macrae Racing

IDEAL LAP TIME : 2:17.525 BEST LAP TIME : 2:18.066 DIFFERENCE : 0.541

LAP	SECTOR 1	SECTOR 2	LAP TIME		MPH	DIFF	TIME OF DAY
1 -		***45.727***	2:22.990		74.74	4.924	15:16:01.357
2 -	***1:31.798***	46.268	***2:18.066***	**(1)**	***77.41***		***15:18:19.423***
3 -	1:32.507	46.017	2:18.524		77.15	0.458	15:20:37.947
4 -	1:32.318	46.075	2:18.393	(3)	77.22	0.327	15:22:56.340
5 -	1:32.108	46.220	2:18.328	(2)	77.26	0.262	15:25:14.668

P11 73 C Colvin TURNER — Yamaha TZR 250 -

IDEAL LAP TIME : 2:21.288 BEST LAP TIME : 2:21.708 DIFFERENCE : 0.420

LAP	SECTOR 1	SECTOR 2	LAP TIME		MPH	DIFF	TIME OF DAY
1 -		***46.743***	2:27.996		72.21	6.288	15:16:06.363
2 -	***1:34.545***	47.163	***2:21.708***	**(1)**	***75.42***		***15:18:28.071***
3 -	1:34.754	47.558	2:22.312	(2)	75.10	0.604	15:20:50.383
4 -	1:36.168	47.299	2:23.467		74.49	1.759	15:23:13.850
5 -	1:35.878	47.520	2:23.398	(3)	74.53	1.690	15:25:37.248

P12 50 JC Chris WHITLOCK — Yamaha TZR 250 - TVC technology solutions

IDEAL LAP TIME : 2:22.137 BEST LAP TIME : 2:22.394 DIFFERENCE : 0.257

LAP	SECTOR 1	SECTOR 2	LAP TIME		MPH	DIFF	TIME OF DAY
1 -		***47.423***	2:28.104		72.16	5.710	15:16:06.471
2 -	***1:34.714***	47.680	***2:22.394***	**(1)**	***75.05***		***15:18:28.865***
3 -	1:35.415	48.343	2:23.758	(2)	74.34	1.364	15:20:52.623
4 -	1:35.691	48.345	2:24.036		74.20	1.642	15:23:16.659
5 -	1:35.315	48.477	2:23.792	(3)	74.33	1.398	15:25:40.451

BMCRC - MRO Championships - Rnd 5 @ Snetterton 300

Yamaha Past Masters

RACE 10 - SECTOR ANALYSIS

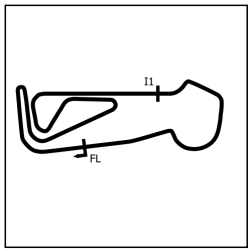

SECTOR 1 = FL to I1, SECTOR 2 = I1 to FL, DIFF = Difference To Personal Best Lap, P = Crossed Finish Line in Pit Lane, D = Time Disallowed

P13 333 C Mark STUBBERFIELD — Yamaha TZR 250 - Polished concrete London

IDEAL LAP TIME : 2:24.065 BEST LAP TIME : 2:24.480 DIFFERENCE : 0.415

LAP	SECTOR 1	SECTOR 2	LAP TIME		MPH	DIFF	TIME OF DAY
1 -		48.678	2:31.937		70.34	7.457	15:16:10.304
2 -	***1:35.701***	49.231	2:24.932	**(3)**	73.74	0.452	15:18:35.236
3 -	1:36.882	49.277	2:26.159		73.12	1.679	15:21:01.395
4 -	1:35.743	48.737	***2:24.480***	**(1)**	***73.97***		***15:23:25.875***
5 -	1:36.206	***48.364***	2:24.570	**(2)**	73.93	0.090	15:25:50.445

P14 46 C Kevin MARSHALL — Yamaha TZR 250 - Stacey Processing

IDEAL LAP TIME : 2:24.044 BEST LAP TIME : 2:24.402 DIFFERENCE : 0.358

LAP	SECTOR 1	SECTOR 2	LAP TIME		MPH	DIFF	TIME OF DAY
1 -		48.974	2:32.909		69.89	8.507	15:16:11.276
2 -	1:36.572	49.237	2:25.809		73.30	1.407	15:18:37.085
3 -	1:36.119	48.893	2:25.012	**(3)**	73.70	0.610	15:21:02.097
4 -	***1:35.866***	48.614	2:24.480	**(2)**	73.97	0.078	15:23:26.577
5 -	1:36.224	***48.178***	***2:24.402***	**(1)**	***74.01***		***15:25:50.979***

P15 162 Darren COOPER — Yamaha TZR 250 - Twistgrip Motorcycles

IDEAL LAP TIME : 2:22.409 BEST LAP TIME : 2:23.054 DIFFERENCE : 0.645

LAP	SECTOR 1	SECTOR 2	LAP TIME		MPH	DIFF	TIME OF DAY
1 -		49.887	2:37.221		67.98	14.167	15:16:15.588
2 -	1:37.480	47.780	2:25.260		73.57	2.206	15:18:40.848
3 -	1:37.240	***47.640***	2:24.880	**(3)**	73.77	1.826	15:21:05.728
4 -	1:35.718	47.661	2:23.379	**(2)**	74.54	0.325	15:23:29.107
5 -	***1:34.769***	48.285	***2:23.054***	**(1)**	***74.71***		***15:25:52.161***

P16 69 C Mark ELLERAY — Yamaha TZR 250 - Abbot Solutions Ltd

IDEAL LAP TIME : 2:24.154 BEST LAP TIME : 2:24.295 DIFFERENCE : 0.141

LAP	SECTOR 1	SECTOR 2	LAP TIME		MPH	DIFF	TIME OF DAY
1 -		49.088	2:36.909		68.11	12.614	15:16:15.276
2 -	1:36.773	48.568	2:25.341	**(3)**	73.53	1.046	15:18:40.617
3 -	1:37.569	48.185	2:25.754		73.32	1.459	15:21:06.371
4 -	***1:36.167***	48.128	***2:24.295***	**(1)**	***74.07***		***15:23:30.666***
5 -	1:36.424	***47.987***	2:24.411	**(2)**	74.01	0.116	15:25:55.077

P17 67 C Mark BAILEY — Yamaha TZR 250 - Elite AC Ltd. madbikerdesigns

IDEAL LAP TIME : 2:23.396 BEST LAP TIME : 2:23.396 DIFFERENCE : 0.000

LAP	SECTOR 1	SECTOR 2	LAP TIME		MPH	DIFF	TIME OF DAY
1 -		50.495	2:37.473		67.87	14.077	15:16:15.840
2 -	1:38.254	48.661	2:26.915		72.75	3.519	15:18:42.755
3 -	1:35.448	49.722	2:25.170	**(3)**	73.62	1.774	15:21:07.925
4 -	1:35.740	48.604	2:24.344	**(2)**	74.04	0.948	15:23:32.269
5 -	***1:34.947***	***48.449***	***2:23.396***	**(1)**	***74.53***		***15:25:55.665***

P18 77 JC Adam COLLINS — Yamaha TZR 250 - 2 Cows Racing

IDEAL LAP TIME : 2:24.925 BEST LAP TIME : 2:25.096 DIFFERENCE : 0.171

LAP	SECTOR 1	SECTOR 2	LAP TIME		MPH	DIFF	TIME OF DAY
1 -		49.144	2:36.103		68.46	11.007	15:16:14.470
2 -	1:36.501	49.331	2:25.832		73.29	0.736	15:18:40.302
3 -	1:36.645	***48.451***	***2:25.096***	**(1)**	***73.66***		***15:21:05.398***
4 -	***1:36.474***	48.683	2:25.157	**(2)**	73.63	0.061	15:23:30.555
5 -	1:36.874	48.883	2:25.757	**(3)**	73.32	0.661	15:25:56.312

Weather / Track : Bright / Dry

Snetterton 300: 2.9689 miles
Date: 27/06/2026 Start: 15:13 Finish: 15:24

BMCRC - MRO Championships - Rnd 5 @ Snetterton 300

Yamaha Past Masters

RACE 10 - SECTOR ANALYSIS

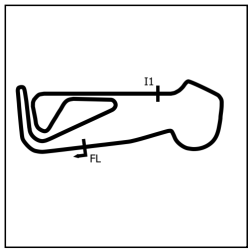

SECTOR 1 = FL to I1, SECTOR 2 = I1 to FL, DIFF = Difference To Personal Best Lap, P = Crossed Finish Line in Pit Lane, D = Time Disallowed

P19 62 JC David PATERSON — Yamaha TZR 250 - The love of a good woman

IDEAL LAP TIME : 2:28.289 BEST LAP TIME : 2:28.289 DIFFERENCE : 0.000

LAP	SECTOR 1	SECTOR 2	LAP TIME	MPH	DIFF	TIME OF DAY
1 -		50.467	2:37.105	68.03	8.816	15:16:15.472
2 -	***1:39.132***	***49.157***	***2:28.289*** **(1)**	***72.07***		***15:18:43.761***
3 -	1:39.739	52.051	2:31.790 **(2)**	70.41	3.501	15:21:15.551
4 -	1:42.346	52.261	2:34.607 **(3)**	69.13	6.318	15:23:50.158
5 -	1:44.149	52.631	2:36.780	68.17	8.491	15:26:26.938

P20 36 JC Phil ZANUTTO — Yamaha TZR 250 - App racing/papyrus

IDEAL LAP TIME : 2:38.985 BEST LAP TIME : 2:39.462 DIFFERENCE : 0.477

LAP	SECTOR 1	SECTOR 2	LAP TIME	MPH	DIFF	TIME OF DAY
1 -		***53.458***	2:46.532	64.18	7.070	15:16:24.899
2 -	***1:45.527***	53.935	***2:39.462*** **(1)**	***67.02***		***15:19:04.361***
3 -	1:47.309	53.928	2:41.237 **(3)**	66.28	1.775	15:21:45.598
4 -	1:47.781	54.125	2:41.906	66.01	2.444	15:24:27.504
5 -	1:45.728	54.196	2:39.924 **(2)**	66.83	0.462	15:27:07.428

P21 10 JC Hugh BRIGHTON — Yamaha TZR 250 -

IDEAL LAP TIME : 2:38.378 BEST LAP TIME : 2:39.023 DIFFERENCE : 0.645

LAP	SECTOR 1	SECTOR 2	LAP TIME	MPH	DIFF	TIME OF DAY
1 -		***53.671***	2:48.061	63.59	9.038	15:16:26.428
2 -	***1:44.707***	54.316	***2:39.023*** **(1)**	***67.21***		***15:19:05.451***
3 -	1:46.666	54.489	2:41.155 **(2)**	66.32	2.132	15:21:46.606
4 -	1:48.045	53.713	2:41.758 **(3)**	66.07	2.735	15:24:28.364
5 -	1:45.326	56.530	2:41.856	66.03	2.833	15:27:10.220

BMCRC - MRO Championships - Rnd 5 @ Snetterton 300

Yamaha Past Masters

RACE 10 - BEST SECTORS

	SECTOR 1		SECTOR 2	
POS	NO	TIME	NO	TIME
1	**51**	**1:26.975**	**52**	**43.076**
2	**27**	**1:27.124**	**110**	**43.324**
3	**166**	**1:27.325**	**166**	**43.422**
4	**52**	**1:27.609**	**51**	**43.528**
5	**110**	**1:27.670**	**27**	**43.635**
6	**5**	**1:28.334**	**5**	**43.673**
7	**26**	**1:28.401**	**26**	**43.892**
8	**34**	**1:29.164**	**34**	**44.304**
9	**100**	**1:30.719**	**100**	**45.550**
10	**31**	**1:31.798**	**31**	**45.727**
11	**73**	**1:34.545**	**73**	**46.743**
12	**50**	**1:34.714**	**50**	**47.423**
13	**162**	**1:34.769**	**162**	**47.640**
14	**67**	**1:34.947**	**69**	**47.987**
15	**333**	**1:35.701**	**46**	**48.178**
16	**46**	**1:35.866**	**333**	**48.364**
17	**69**	**1:36.167**	**67**	**48.449**
18	**77**	**1:36.474**	**77**	**48.451**
19	**62**	**1:39.132**	**62**	**49.157**
20	**10**	**1:44.707**	**36**	**53.458**
21	**36**	**1:45.527**	**10**	**53.671**

IDEAL / BEST COMPARISON

POS	NO	NAME	IDEAL	BEST	DIFF
		PERFECT LAP	**2:10.051**		
1	**51**	WHOLEY	2:10.503	2:10.647	**0.144**
2	**52**	SMITH	2:10.685	2:10.685	**0.000**
3	**166**	RIDLEY	2:10.747	2:10.855	**0.108**
4	**27**	HAYWARD	2:10.759	2:10.904	**0.145**
5	**110**	HAIGH	2:10.994	2:11.196	**0.202**
6	**5**	MACRAE	2:12.007	2:12.007	**0.000**
7	**26**	LEE	2:12.293	2:12.293	**0.000**
8	**34**	NIELD	2:13.468	2:14.164	**0.696**
9	**100**	BISWELL	2:16.269	2:16.426	**0.157**
10	**31**	MARSHALL	2:17.525	2:18.066	**0.541**
11	**73**	TURNER	2:21.288	2:21.708	**0.420**
12	**50**	WHITLOCK	2:22.137	2:22.394	**0.257**
13	**162**	COOPER	2:22.409	2:23.054	**0.645**
14	**67**	BAILEY	2:23.396	2:23.396	**0.000**
15	**46**	MARSHALL	2:24.044	2:24.402	**0.358**
16	**333**	STUBBERFIELD	2:24.065	2:24.480	**0.415**
17	**69**	ELLERAY	2:24.154	2:24.295	**0.141**
18	**77**	COLLINS	2:24.925	2:25.096	**0.171**
19	**62**	PATERSON	2:28.289	2:28.289	**0.000**
20	**10**	BRIGHTON	2:38.378	2:39.023	**0.645**
21	**36**	ZANUTTO	2:38.985	2:39.462	**0.477**

Weather / Track : Bright / Dry

Snetterton 300: 2.9689 miles
Date: 27/06/2026 Start: 15:13 Finish: 15:24

Results can be found at www.tsl-timing.com

Printed - 15:28 Saturday, 27 June 2026

BMCRC - MRO Championships - Rnd 5 @ Snetterton 300

Yamaha Past Masters

RACE 10 - STATISTICS

Competitors Started	21
Planned Start	2026-06-27 @ 15:20:00.000
Actual Start	2026-06-27 @ 15:13:38.366
Finish Time	2026-06-27 @ 15:24:39.362
Track Length	2.9689mi.
Total Laps	105
Total Distance Covered	311.7357mi.

Session Fastest Lap History

NO	CL	NAME	LAP TIME	TIME OF DAY	LAP	VEHICLE
51		**Kevin WHOLEY**	**2:10.647**	15:18:05.433	2	Yamaha TZR 250

Session Leader History

NO	CL	NAME	FROM LAP	LAPS LED	DISTANCE	VEHICLE
51		**Kevin WHOLEY**	1	5	14.84 miles	Yamaha TZR 250

Flag History

TYPE	TIME OF DAY
GREEN	15:13:38.366
FINISH	15:24:39.362

Flag Statistics

TYPE	COUNT	TOTAL LAPS	TOTAL TIME
Green	1	5	13:54.651
Red	0	0	0.000
Safety Car	0	0	0.000
FCY	0	0	0.000

BMCRC - MRO Championships - Rnd 5 @ Snetterton 300

Yamaha Past Masters

RACE 10 - STATISTICS

CLASS : 9 Starters

Fastest Lap History

NO	NAME	LAP TIME	TIME OF DAY	LAP	VEHICLE
51	**Kevin WHOLEY**	**2:10.647**	15:18:05.433	2	Yamaha TZR 250

Leader History

NO	NAME	FROM LAP	LAPS LED	DISTANCE	VEHICLE
51	**Kevin WHOLEY**	1	5	14.84 miles	Yamaha TZR 250

Weather / Track : Bright / Dry

Snetterton 300: 2.9689 miles
Date: 27/06/2026 Start: 15:13 Finish: 15:24

BMCRC - MRO Championships - Rnd 5 @ Snetterton 300

Yamaha Past Masters

RACE 10 - STATISTICS

CLASS : C

7 Starters

Fastest Lap History

NO	NAME	LAP TIME	TIME OF DAY	LAP	VEHICLE
34	**Paul NIELD**	**2:14.365**	15:18:13.767	2	Yamaha TZR 250
34	**Paul NIELD**	**2:14.270**	15:20:28.037	3	Yamaha TZR 250
34	**Paul NIELD**	**2:14.164**	15:22:42.201	4	Yamaha TZR 250

Leader History

NO	NAME	FROM LAP	LAPS LED	DISTANCE	VEHICLE
34	**Paul NIELD**	1	5	14.84 miles	Yamaha TZR 250

Weather / Track : Bright / Dry

Snetterton 300: 2.9689 miles
Date: 27/06/2026 Start: 15:13 Finish: 15:24

BMCRC - MRO Championships - Rnd 5 @ Snetterton 300

Yamaha Past Masters

RACE 10 - STATISTICS

CLASS : JC

5 Starters

Fastest Lap History

NO	NAME	LAP TIME	TIME OF DAY	LAP	VEHICLE
50	**Chris WHITLOCK**	**2:22.394**	15:18:28.865	2	Yamaha TZR 250

Leader History

NO	NAME	FROM LAP	LAPS LED	DISTANCE	VEHICLE
50	**Chris WHITLOCK**	1	5	14.84 miles	Yamaha TZR 250

Weather / Track : Bright / Dry

Snetterton 300: 2.9689 miles
Date: 27/06/2026 Start: 15:13 Finish: 15:24

BMCRC - MRO Championships - Rnd 5 @ Snetterton 300

Yamaha Past Masters

RACE 19 - GRID (5 Laps)



These results are provisional until the conclusion of any judicial and technical matters.

Snetterton 300: 2.9689 miles

Clerk Of Course: Caroline Patterson / Tony MacBride	Timekeeper: Craig Smith	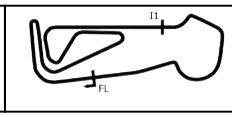

Results can be found at www.tsl-timing.com

Printed - 15:29 Saturday, 27 June 2026

BMCRC - MRO Championships - Rnd 5 @ Snetterton 300

Yamaha Past Masters

RACE 19 - CLASSIFICATION

Race Distance: 3 Laps / 8.90 miles

POS	NO	CL	PIC	NAME	ENTRY	LAPS	TIME	GAP	DIFF	MPH	BEST	ON	GRD	↑↓
1	**51**		1	**Kevin WHOLEY**	Yamaha TZR 250 - Twistgrip Motorcycles	**3**	6:36.738			80.81	**2:09.626**	2	1	0
2	**52**		2	**Haydon SMITH**	Yamaha TZR 250 - HI-Precision Engineering Ltd	**3**	6:42.902	**6.164**	6.164	79.58	**2:12.046**	2	2	0
3	**27**		3	**Richard HAYWARD**	Yamaha TZR 250 - BC vehicle repairs/ Merlin Pipes	**3**	6:43.122	**6.384**	0.220	79.53	**2:11.876**	3	4	1
4	**166**		4	**Tom RIDLEY**	Yamaha TZR 250 - Chamery Hall Roundhouses	**3**	6:43.446	**6.708**	0.324	79.47	**2:12.157**	2	3	-1
5	**26**		5	**Damian LEE**	Yamaha TZR 250 - Leed Autos	**2**	4:34.256	**1 Lap**	1 Lap	77.94	**2:14.074**	2	7	2
6	**34**	C	1	**Paul NIELD**	Yamaha TZR 250 - Ridesure	**2**	4:36.324	**1 Lap**	2.068	77.35	**2:15.265**	2	8	2
7	**100**		6	**Mark BISWELL**	Yamaha TZR 250 - Mad Biker Designs	**2**	4:42.463	**1 Lap**	6.139	75.67	**2:17.285**	2	9	2
8	**31**	C	2	**Abigail MARSHALL**	Yamaha TZR 250 - Len Whalin Racing and Macrae Racing	**2**	4:45.932	**1 Lap**	3.469	74.75	**2:19.697**	2	10	2
9	**162**		7	**Darren COOPER**	Yamaha TZR 250 - Twistgrip Motorcycles	**2**	4:55.460	**1 Lap**	9.528	72.34	**2:25.021**	2	13	4
10	**73**	C	3	**Colvin TURNER**	Yamaha TZR 250 -	**2**	4:55.493	**1 Lap**	0.033	72.34	**2:23.186**	2	11	1
11	**69**	C	4	**Mark ELLERAY**	Yamaha TZR 250 - Abbot Solutions Ltd	**2**	5:03.717	**1 Lap**	8.224	70.38	**2:25.970**	2	15	4
12	**333**	C	5	**Mark STUBBERFIELD**	Yamaha TZR 250 - Polished concrete London	**2**	5:03.733	**1 Lap**	0.016	70.37	**2:28.660**	2	17	5
13	**46**	C	6	**Kevin MARSHALL**	Yamaha TZR 250 - Stacey Processing	**2**	5:04.404	**1 Lap**	0.671	70.22	**2:28.131**	2	16	3
14	**67**	C	7	**Mark BAILEY**	Yamaha TZR 250 - Elite AC Ltd. madbikerdesigns	**2**	5:07.933	**1 Lap**	3.529	69.41	**2:32.080**	2	14	0
15	**62**	JC	1	**David PATERSON**	Yamaha TZR 250 - The love of a good woman	**2**	5:08.084	**1 Lap**	0.151	69.38	**2:29.942**	2	19	4
16	**77**	JC	2	**Adam COLLINS**	Yamaha TZR 250 - 2 Cows Racing	**2**	5:08.357	**1 Lap**	0.273	69.32	**2:30.525**	2	18	2
17	**36**	JC	3	**Phil ZANUTTO**	Yamaha TZR 250 - App racing/papyrus	**2**	5:31.962	**1 Lap**	23.605	64.39	**2:43.515**	2	21	4
18	**10**	JC	4	**Hugh BRIGHTON**	Yamaha TZR 250 -	**2**	5:32.825	**1 Lap**	0.863	64.22	**2:41.811**	2	20	2

NOT CLASSIFIED

DNF	**110**			**Mark HAIGH**	Yamaha TZR 250 - Chesterfield CarClinic/2T	**1**	2:18.469	**2 Laps**	1 Lap	77.18			5	
DNF	**50**	JC		**Chris WHITLOCK**	Yamaha TZR 250 - TVC technology solutions	**0**							12	

FASTEST LAP

	51		**Kevin WHOLEY**	Yamaha TZR 250 - Twistgrip Motorcycles	**2**	2:09.626	82.45 mph	132.69 kph	
	34	C	**Paul NIELD**	Yamaha TZR 250 - Ridesure	**2**	2:15.265	79.01 mph	127.16 kph	
	62	JC	**David PATERSON**	Yamaha TZR 250 - The love of a good woman	**2**	2:29.942	71.28 mph	114.71 kph	

Class - 92.5% of Race Speed = 74.74 mph
Class C - 92.5% of Race Speed = 71.54 mph
Class JC - 92.5% of Race Speed = 64.17 mph

Red Flag (end of session): 18:28

Weather / Track : Cloudy / Dry
These results are provisional until the conclusion of any judicial and technical matters.

Date: 27/06/2026 Start: 18:22 Finish: 18:26
Snetterton 300: 2.9689 miles

Clerk Of Course: Caroline Patterson / Tony MacBride	Timekeeper: Craig Smith	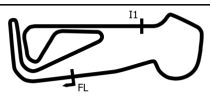

Results can be found at www.tsl-timing.com

Printed - 18:37 Saturday, 27 June 2026

BMCRC - MRO Championships - Rnd 5 @ Snetterton 300

Yamaha Past Masters

RACE 19 - LAP CHART

LAP 1	@ 18:24:25.776	
NO	BEHIND	LAP TIME
51		2:15.168
52	2.648	2:17.816
166	2.977	2:18.145
110	3.301	2:18.469
27	3.734	2:18.902
26	5.014	2:20.182
34	5.891	2:21.059
100	10.010	2:25.178
31	11.067	2:26.235
162	15.271	2:30.439
73	17.139	2:32.307
333	19.905	2:35.073
67	20.685	2:35.853
46	21.105	2:36.273
69	22.579	2:37.747
77	22.664	2:37.832
62	22.974	2:38.142
36	33.279	2:48.447
10	35.846	2:51.014

LAP 2	@ 18:26:35.402	
NO	BEHIND	LAP TIME
51		2:09.626
52	5.068	2:12.046
166	5.508	2:12.157
27	6.452	2:12.344
26	9.462	2:14.074
34	11.530	2:15.265
100	17.669	2:17.285
31	21.138	2:19.697
162	30.666	2:25.021
73	30.699	2:23.186
69	38.923	2:25.970
333	38.939	2:28.660
46	39.610	2:28.131
67	43.139	2:32.080
62	43.290	2:29.942
77	43.563	2:30.525
36	1:07.168	2:43.515
10	1:08.031	2:41.811

LAP 3	@ 18:28:47.346	
NO	BEHIND	LAP TIME
51		2:11.944
52	6.164	2:13.040
27	6.384	2:11.876
166	6.708	2:13.144

BMCRC - MRO Championships - Rnd 5 @ Snetterton 300

Yamaha Past Masters

RACE 19 - POSITION CHART

No	Name	Lap Pos	1	2	3
51	WHOLEY	1	51	51	51
52	SMITH	2	52	52	52
166	RIDLEY	3	166	166	27
27	HAYWARD	4	110	27	166
110	HAIGH	5	27	26	
26	LEE	6	26	34	
34	NIELD	7	34	100	
100	BISWELL	8	100	31	
31	MARSHALL	9	31	162	
73	TURNER	10	162	73	
50	WHITLOCK	11	73	69	
162	COOPER	12	333	333	
67	BAILEY	13	67	46	
69	ELLERAY	14	46	67	
46	MARSHALL	15	69	62	
333	STUBBERFIELD	16	77	77	
77	COLLINS	17	62	36	
62	PATERSON	18	36	10	
10	BRIGHTON	19	10		
36	ZANUTTO	20			

Weather / Track : Cloudy / Dry

Snetterton 300: 2.9689 miles
Date: 27/06/2026 Start: 18:22 Finish: 18:26

Results can be found at www.tsl-timing.com

Printed - 18:37 Saturday, 27 June 2026

BMCRC - MRO Championships - Rnd 5 @ Snetterton 300

Yamaha Past Masters

RACE 19 - SECTOR ANALYSIS

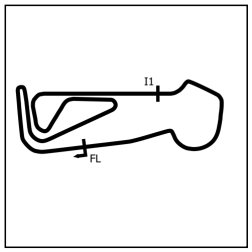

SECTOR 1 = FL to I1, SECTOR 2 = I1 to FL, DIFF = Difference To Personal Best Lap, P = Crossed Finish Line in Pit Lane, D = Time Disallowed

P1 51 Kevin WHOLEY — Yamaha TZR 250 - Twistgrip Motorcycles

IDEAL LAP TIME : 2:09.626 BEST LAP TIME : 2:09.626 DIFFERENCE : 0.000

LAP	SECTOR 1	SECTOR 2	LAP TIME	MPH	DIFF	TIME OF DAY
1 -		42.941	2:15.168	79.07	5.542	18:24:25.776
2 -	***1:26.716***	***42.910***	***2:09.626 (1)***	***82.45***		***18:26:35.402***
3 -	1:27.306	44.638	2:11.944 **(2)**	81.00	2.318	18:28:47.346

P2 52 Haydon SMITH — Yamaha TZR 250 - HI-Precision Engineering Ltd

IDEAL LAP TIME : 2:12.046 BEST LAP TIME : 2:12.046 DIFFERENCE : 0.000

LAP	SECTOR 1	SECTOR 2	LAP TIME	MPH	DIFF	TIME OF DAY
1 -		44.062	2:17.816	77.55	5.770	18:24:28.424
2 -	***1:28.163***	***43.883***	***2:12.046 (1)***	***80.94***		***18:26:40.470***
3 -	1:28.218	44.822	2:13.040 **(2)**	80.33	0.994	18:28:53.510

P3 27 Richard HAYWARD — Yamaha TZR 250 - BC vehicle repairs/ Merlin Pipes

IDEAL LAP TIME : 2:11.683 BEST LAP TIME : 2:11.876 DIFFERENCE : 0.193

LAP	SECTOR 1	SECTOR 2	LAP TIME	MPH	DIFF	TIME OF DAY
1 -		44.193	2:18.902	76.94	7.026	18:24:29.510
2 -	1:28.411	***43.933***	2:12.344 **(2)**	80.75	0.468	18:26:41.854
3 -	***1:27.750***	44.126	***2:11.876 (1)***	***81.04***		***18:28:53.730***

P4 166 Tom RIDLEY — Yamaha TZR 250 - Chamery Hall Roundhouses

IDEAL LAP TIME : 2:12.083 BEST LAP TIME : 2:12.157 DIFFERENCE : 0.074

LAP	SECTOR 1	SECTOR 2	LAP TIME	MPH	DIFF	TIME OF DAY
1 -		***43.845***	2:18.145	77.36	5.988	18:24:28.753
2 -	***1:28.238***	43.919	***2:12.157 (1)***	***80.87***		***18:26:40.910***
3 -	1:28.276	44.868	2:13.144 **(2)**	80.27	0.987	18:28:54.054

P5 26 Damian LEE — Yamaha TZR 250 - Leed Autos

IDEAL LAP TIME : 2:13.194 BEST LAP TIME : 2:14.074 DIFFERENCE : 0.880

LAP	SECTOR 1	SECTOR 2	LAP TIME	MPH	DIFF	TIME OF DAY
1 -		***43.922***	2:20.182	76.24	6.108	18:24:30.790
2 -	***1:29.272***	44.802	***2:14.074 (1)***	***79.71***		***18:26:44.864***

P6 34 C Paul NIELD — Yamaha TZR 250 - Ridesure

IDEAL LAP TIME : 2:14.938 BEST LAP TIME : 2:15.265 DIFFERENCE : 0.327

LAP	SECTOR 1	SECTOR 2	LAP TIME	MPH	DIFF	TIME OF DAY
1 -		***44.656***	2:21.059	75.77	5.794	18:24:31.667
2 -	***1:30.282***	44.983	***2:15.265 (1)***	***79.01***		***18:26:46.932***

P7 100 Mark BISWELL — Yamaha TZR 250 - Mad Biker Designs

IDEAL LAP TIME : 2:17.172 BEST LAP TIME : 2:17.285 DIFFERENCE : 0.113

LAP	SECTOR 1	SECTOR 2	LAP TIME	MPH	DIFF	TIME OF DAY
1 -		***46.038***	2:25.178	73.62	7.893	18:24:35.786
2 -	***1:31.134***	46.151	***2:17.285 (1)***	***77.85***		***18:26:53.071***

P8 31 C Abigail MARSHALL — Yamaha TZR 250 - Len Whalin Racing and Macrae Racing

IDEAL LAP TIME : 2:19.697 BEST LAP TIME : 2:19.697 DIFFERENCE : 0.000

LAP	SECTOR 1	SECTOR 2	LAP TIME	MPH	DIFF	TIME OF DAY
1 -		46.549	2:26.235	73.08	6.538	18:24:36.843
2 -	***1:33.225***	***46.472***	***2:19.697 (1)***	***76.50***		***18:26:56.540***

BMCRC - MRO Championships - Rnd 5 @ Snetterton 300

Yamaha Past Masters

RACE 19 - SECTOR ANALYSIS

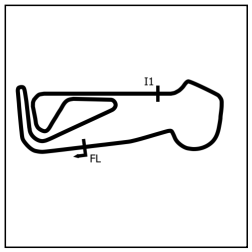

SECTOR 1 = FL to I1, SECTOR 2 = I1 to FL, DIFF = Difference To Personal Best Lap, P = Crossed Finish Line in Pit Lane, D = Time Disallowed

P9 162 Darren COOPER — Yamaha TZR 250 - Twistgrip Motorcycles

IDEAL LAP TIME : 2:23.092 BEST LAP TIME : 2:25.021 DIFFERENCE : 1.929

LAP	SECTOR 1	SECTOR 2	LAP TIME	MPH	DIFF	TIME OF DAY
1 -		***47.467***	2:30.439	71.04	5.418	18:24:41.047
2 -	***1:35.625***	49.396	***2:25.021*** **(1)**	***73.70***		***18:27:06.068***

P10 73 C Colvin TURNER — Yamaha TZR 250 -

IDEAL LAP TIME : 2:22.128 BEST LAP TIME : 2:23.186 DIFFERENCE : 1.058

LAP	SECTOR 1	SECTOR 2	LAP TIME	MPH	DIFF	TIME OF DAY
1 -		***47.017***	2:32.307	70.17	9.121	18:24:42.915
2 -	***1:35.111***	48.075	***2:23.186*** **(1)**	***74.64***		***18:27:06.101***

P11 69 C Mark ELLERAY — Yamaha TZR 250 - Abbot Solutions Ltd

IDEAL LAP TIME : 2:25.970 BEST LAP TIME : 2:25.970 DIFFERENCE : 0.000

LAP	SECTOR 1	SECTOR 2	LAP TIME	MPH	DIFF	TIME OF DAY
1 -		49.380	2:37.747	67.75	11.777	18:24:48.355
2 -	***1:37.935***	***48.035***	***2:25.970*** **(1)**	***73.22***		***18:27:14.325***

P12 333 C Mark STUBBERFIELD — Yamaha TZR 250 - Polished concrete London

IDEAL LAP TIME : 2:27.293 BEST LAP TIME : 2:28.660 DIFFERENCE : 1.367

LAP	SECTOR 1	SECTOR 2	LAP TIME	MPH	DIFF	TIME OF DAY
1 -		***49.239***	2:35.073	68.92	6.413	18:24:45.681
2 -	***1:38.054***	50.606	***2:28.660*** **(1)**	***71.89***		***18:27:14.341***

P13 46 C Kevin MARSHALL — Yamaha TZR 250 - Stacey Processing

IDEAL LAP TIME : 2:26.459 BEST LAP TIME : 2:28.131 DIFFERENCE : 1.672

LAP	SECTOR 1	SECTOR 2	LAP TIME	MPH	DIFF	TIME OF DAY
1 -		***49.093***	2:36.273	68.39	8.142	18:24:46.881
2 -	***1:37.366***	50.765	***2:28.131*** **(1)**	***72.15***		***18:27:15.012***

P14 67 C Mark BAILEY — Yamaha TZR 250 - Elite AC Ltd. madbikerdesigns

IDEAL LAP TIME : 2:30.188 BEST LAP TIME : 2:32.080 DIFFERENCE : 1.892

LAP	SECTOR 1	SECTOR 2	LAP TIME	MPH	DIFF	TIME OF DAY
1 -		***49.547***	2:35.853	68.57	3.773	18:24:46.461
2 -	***1:40.641***	51.439	***2:32.080*** **(1)**	***70.27***		***18:27:18.541***

P15 62 JC David PATERSON — Yamaha TZR 250 - The love of a good woman

IDEAL LAP TIME : 2:27.807 BEST LAP TIME : 2:29.942 DIFFERENCE : 2.135

LAP	SECTOR 1	SECTOR 2	LAP TIME	MPH	DIFF	TIME OF DAY
1 -		***49.219***	2:38.142	67.58	8.200	18:24:48.750
2 -	***1:38.588***	51.354	***2:29.942*** **(1)**	***71.28***		***18:27:18.692***

P16 77 JC Adam COLLINS — Yamaha TZR 250 - 2 Cows Racing

IDEAL LAP TIME : 2:28.352 BEST LAP TIME : 2:30.525 DIFFERENCE : 2.173

LAP	SECTOR 1	SECTOR 2	LAP TIME	MPH	DIFF	TIME OF DAY
1 -		***49.478***	2:37.832	67.71	7.307	18:24:48.440
2 -	***1:38.874***	51.651	***2:30.525*** **(1)**	***71.00***		***18:27:18.965***

P17 36 JC Phil ZANUTTO — Yamaha TZR 250 - App racing/papyrus

IDEAL LAP TIME : 2:42.048 BEST LAP TIME : 2:43.515 DIFFERENCE : 1.467

LAP	SECTOR 1	SECTOR 2	LAP TIME	MPH	DIFF	TIME OF DAY
1 -		***53.987***	2:48.447	63.45	4.932	18:24:59.055
2 -	***1:48.061***	55.454	***2:43.515*** **(1)**	***65.36***		***18:27:42.570***

Weather / Track : Cloudy / Dry

Snetterton 300: 2.9689 miles
Date: 27/06/2026 Start: 18:22 Finish: 18:26

BMCRC - MRO Championships - Rnd 5 @ Snetterton 300

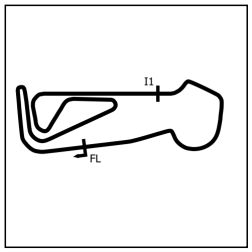

Yamaha Past Masters

RACE 19 - SECTOR ANALYSIS

SECTOR 1 = FL to I1, SECTOR 2 = I1 to FL, DIFF = Difference To Personal Best Lap, P = Crossed Finish Line in Pit Lane, D = Time Disallowed

P18 10 JC Hugh BRIGHTON Yamaha TZR 250 -

IDEAL LAP TIME : 2:41.811 BEST LAP TIME : 2:41.811 DIFFERENCE : 0.000

LAP	SECTOR 1	SECTOR 2	LAP TIME	MPH	DIFF	TIME OF DAY
1 -		55.720	2:51.014	62.49	9.203	18:25:01.622
2 -	***1:46.342***	***55.469***	***2:41.811*** **(1)**	***66.05***		***18:27:43.433***

P19 110 Mark HAIGH Yamaha TZR 250 - Chesterfield CarClinic/2T

IDEAL LAP TIME : BEST LAP TIME : DIFFERENCE :

LAP	SECTOR 1	SECTOR 2	LAP TIME	MPH	DIFF	TIME OF DAY
1 -		***43.859***	2:18.469	77.18		18:24:29.077

BMCRC - MRO Championships - Rnd 5 @ Snetterton 300

Yamaha Past Masters

RACE 19 - BEST SECTORS

	SECTOR 1		SECTOR 2	
POS	NO	TIME	NO	TIME
1	**51**	**1:26.716**	**51**	**42.910**
2	**27**	**1:27.750**	**166**	**43.845**
3	**52**	**1:28.163**	**110**	**43.859**
4	**166**	**1:28.238**	**52**	**43.883**
5	**26**	**1:29.272**	**26**	**43.922**
6	**34**	**1:30.282**	**27**	**43.933**
7	**100**	**1:31.134**	**34**	**44.656**
8	**31**	**1:33.225**	**100**	**46.038**
9	**73**	**1:35.111**	**31**	**46.472**
10	**162**	**1:35.625**	**73**	**47.017**
11	**46**	**1:37.366**	**162**	**47.467**
12	**69**	**1:37.935**	**69**	**48.035**
13	**333**	**1:38.054**	**46**	**49.093**
14	**62**	**1:38.588**	**62**	**49.219**
15	**77**	**1:38.874**	**333**	**49.239**
16	**67**	**1:40.641**	**77**	**49.478**
17	**10**	**1:46.342**	**67**	**49.547**
18	**36**	**1:48.061**	**36**	**53.987**
19			**10**	**55.469**
20				

IDEAL / BEST COMPARISON

				IDEAL	BEST	DIFF
			PERFECT LAP	**2:09.626**		
1	**51**	WHOLEY		2:09.626	2:09.626	**0.000**
2	**27**	HAYWARD		2:11.683	2:11.876	**0.193**
3	**52**	SMITH		2:12.046	2:12.046	**0.000**
4	**166**	RIDLEY		2:12.083	2:12.157	**0.074**
5	**26**	LEE		2:13.194	2:14.074	**0.880**
6	**34**	NIELD		2:14.938	2:15.265	**0.327**
7	**100**	BISWELL		2:17.172	2:17.285	**0.113**
8	**31**	MARSHALL		2:19.697	2:19.697	**0.000**
9	**73**	TURNER		2:22.128	2:23.186	**1.058**
10	**162**	COOPER		2:23.092	2:25.021	**1.929**
11	**69**	ELLERAY		2:25.970	2:25.970	**0.000**
12	**46**	MARSHALL		2:26.459	2:28.131	**1.672**
13	**333**	STUBBERFIELD		2:27.293	2:28.660	**1.367**
14	**62**	PATERSON		2:27.807	2:29.942	**2.135**
15	**77**	COLLINS		2:28.352	2:30.525	**2.173**
16	**67**	BAILEY		2:30.188	2:32.080	**1.892**
17	**10**	BRIGHTON		2:41.811	2:41.811	**0.000**
18	**36**	ZANUTTO		2:42.048	2:43.515	**1.467**
19	**110**	HAIGH				

Weather / Track : Cloudy / Dry

Snetterton 300: 2.9689 miles
Date: 27/06/2026 Start: 18:22 Finish: 18:26

Results can be found at www.tsl-timing.com

Printed - 18:37 Saturday, 27 June 2026

BMCRC - MRO Championships - Rnd 5 @ Snetterton 300

Yamaha Past Masters

RACE 19 - STATISTICS

Competitors Started	20
Planned Start	2026-06-27 @ 18:15:00.000
Actual Start	2026-06-27 @ 18:22:10.608
Finish Time	2026-06-27 @ 18:26:44.863
Track Length	2.9689mi.
Total Laps	41
Total Distance Covered	121.7253mi.

Session Fastest Lap History

NO	CL	NAME	LAP TIME	TIME OF DAY	LAP	VEHICLE
51		**Kevin WHOLEY**	**2:09.626**	18:26:35.402	2	Yamaha TZR 250

Session Leader History

NO	CL	NAME	FROM LAP	LAPS LED	DISTANCE	VEHICLE
51		**Kevin WHOLEY**	1	3	8.90 miles	Yamaha TZR 250

Flag History

TYPE	TIME OF DAY
GREEN	18:22:10.608
FINISH	18:26:44.863

Flag Statistics

TYPE	COUNT	TOTAL LAPS	TOTAL TIME
Green	1	3	11:27.990
Red	0	0	0.000
Safety Car	0	0	0.000
FCY	0	0	0.000

BMCRC - MRO Championships - Rnd 5 @ Snetterton 300

Yamaha Past Masters

RACE 19 - STATISTICS

CLASS : 8 Starters

Fastest Lap History

NO	NAME	LAP TIME	TIME OF DAY	LAP	VEHICLE
51	**Kevin WHOLEY**	**2:09.626**	18:26:35.402	2	Yamaha TZR 250

Leader History

NO	NAME	FROM LAP	LAPS LED	DISTANCE	VEHICLE
51	**Kevin WHOLEY**	1	3	8.90 miles	Yamaha TZR 250

BMCRC - MRO Championships - Rnd 5 @ Snetterton 300

Yamaha Past Masters

RACE 19 - STATISTICS

CLASS : C

7 Starters

Fastest Lap History

NO	NAME	LAP TIME	TIME OF DAY	LAP	VEHICLE
34	**Paul NIELD**	**2:15.265**	18:26:46.932	2	Yamaha TZR 250

Leader History

NO	NAME	FROM LAP	LAPS LED	DISTANCE	VEHICLE
34	**Paul NIELD**	1	2	5.93 miles	Yamaha TZR 250

BMCRC - MRO Championships - Rnd 5 @ Snetterton 300

Yamaha Past Masters

RACE 19 - STATISTICS

CLASS : JC

5 Starters

Fastest Lap History

NO	NAME	LAP TIME	TIME OF DAY	LAP	VEHICLE
62	**David PATERSON**	**2:29.942**	18:27:18.692	2	Yamaha TZR 250

Leader History

NO	NAME	FROM LAP	LAPS LED	DISTANCE	VEHICLE
77	**Adam COLLINS**	1	1	2.96 miles	Yamaha TZR 250
62	**David PATERSON**	2	1	2.96 miles	Yamaha TZR 250

BMCRC - MRO Championships - Rnd 5 @ Snetterton 300

Yamaha Past Masters

RACE 10 - GRID (7 Laps)



These results are provisional until the conclusion of any judicial and technical matters.

Snetterton 300: 2.9689 miles

Clerk Of Course: Caroline Patterson / Tony MacBride	Timekeeper: Craig Smith	

Results can be found at www.tsl-timing.com

Printed - 18:39 Saturday, 27 June 2026

BMCRC - MRO Championships - Rnd 5 @ Snetterton 300

Yamaha Past Masters

RACE 10 - CLASSIFICATION

Race Distance: 9 Laps / 26.72 miles

POS	NO	CL	PIC	NAME	ENTRY	LAPS	TIME	GAP	DIFF	MPH	BEST	ON	GRD	↑↓
1	**51**		1	**Kevin WHOLEY**	Yamaha TZR 250 - Twistgrip Motorcycles	**9**	19:30.185			82.20	**2:07.289**	8	1	0
2	**52**		2	**Haydon SMITH**	Yamaha TZR 250 - HI-Precision Engineering Ltd	**9**	19:44.316	**14.131**	14.131	81.22	**2:10.184**	7	3	1
3	**166**		3	**Tom RIDLEY**	Yamaha TZR 250 - Chamery Hall Roundhouses	**9**	19:49.303	**19.118**	4.987	80.88	**2:10.620**	9	4	1
4	**27**		4	**Richard HAYWARD**	Yamaha TZR 250 - BC vehicle repairs/ Merlin Pipes	**9**	19:49.706	**19.521**	0.403	80.85	**2:10.176**	9	2	-2
5	**110**		5	**Mark HAIGH**	Yamaha TZR 250 - Chesterfield CarClinic/2T	**9**	20:07.009	**36.824**	17.303	79.69	**2:12.230**	2	11	6
6	**26**		6	**Damian LEE**	Yamaha TZR 250 - Leed Autos	**9**	20:19.070	**48.885**	12.061	78.90	**2:14.011**	2	5	-1
7	**34**	C	1	**Paul NIELD**	Yamaha TZR 250 - Ridesure	**9**	20:19.172	**48.987**	0.102	78.90	**2:13.758**	9	6	-1
8	**31**	C	2	**Abigail MARSHALL**	Yamaha TZR 250 - Len Whalin Racing and Macrae Racing	**9**	20:37.573	**1:07.388**	18.401	77.72	**2:15.724**	5	8	0
9	**333**	C	3	**Mark STUBBERFIELD**	Yamaha TZR 250 - Polished concrete London	**9**	21:25.993	**1:55.808**	48.420	74.80	**2:21.044**	9	14	5
10	**46**	C	4	**Kevin MARSHALL**	Yamaha TZR 250 - Stacey Processing	**9**	21:26.566	**1:56.381**	0.573	74.76	**2:20.916**	9	13	3
11	**73**	C	5	**Colvin TURNER**	Yamaha TZR 250 -	**9**	21:44.259	**2:14.074**	17.693	73.75	**2:22.547**	4	9	-2
12	**50**	JC	1	**Chris WHITLOCK**	Yamaha TZR 250 - TVC technology solutions	**8**	19:37.117	**1 Lap**	1 Lap	72.63	**2:24.795**	7	18	6
13	**67**	C	6	**Mark BAILEY**	Yamaha TZR 250 - Elite AC Ltd. madbikerdesigns	**8**	19:37.490	**1 Lap**	0.373	72.61	**2:24.291**	8	17	4
14	**77**	JC	2	**Adam COLLINS**	Yamaha TZR 250 - 2 Cows Racing	**8**	19:39.542	**1 Lap**	2.052	72.48	**2:25.257**	6	16	2
15	**62**	JC	3	**David PATERSON**	Yamaha TZR 250 - The love of a good woman	**8**	19:50.279	**1 Lap**	10.737	71.83	**2:26.664**	6	15	0
16	**69**	C	7	**Mark ELLERAY**	Yamaha TZR 250 - Abbot Solutions Ltd	**8**	20:07.724	**1 Lap**	17.445	70.79	**2:23.976**	7	12	-4
17	**53**	C	8	**Alan COATES**	Yamaha TZR 250 - Clarendon Motorcycles Hull	**8**	20:29.498	**1 Lap**	21.774	69.54	**2:29.347**	8	22	5
					NOT CLASSIFIED									
DNF	**100**			**Mark BISWELL**	Yamaha TZR 250 - Mad Biker Designs	**6**	13:35.718	**3 Laps**	2 Laps	78.61	**2:14.103**	6	7	
DNF	**36**	JC		**Phil ZANUTTO**	Yamaha TZR 250 - App racing/papyrus	**2**	5:33.993	**7 Laps**	4 Laps	64.00	**2:44.237**	2	20	
					NOT STARTED									
NS	**162**			**Darren COOPER**	Yamaha TZR 250 - Twistgrip Motorcycles								10	

FASTEST LAP

51		**Kevin WHOLEY**	Yamaha TZR 250 - Twistgrip Motorcycles	**8**	2:07.289	83.96 mph	135.13 kph
34	C	**Paul NIELD**	Yamaha TZR 250 - Ridesure	**9**	2:13.758	79.90 mph	128.59 kph
50	JC	**Chris WHITLOCK**	Yamaha TZR 250 - TVC technology solutions	**7**	2:24.795	73.81 mph	118.79 kph

Class - 92.5% of Race Speed = 76.03 mph
Class C - 92.5% of Race Speed = 72.98 mph
Class JC - 92.5% of Race Speed = 67.18 mph

Weather / Track : Cloudy / Dry
These results are provisional until the conclusion of any judicial and technical matters.

Date: 28/06/2026 Start: 13:52 Finish: 14:12
Snetterton 300: 2.9689 miles

Clerk Of Course: Caroline Patterson / Tony MacBride	Timekeeper: Craig Smith	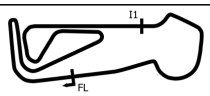

Results can be found at www.tsl-timing.com

Printed - 14:17 Sunday, 28 June 2026

BMCRC - MRO Championships - Rnd 5 @ Snetterton 300

Yamaha Past Masters

RACE 10 - LAP CHART

LAP 1 @ 13:55:06.349

NO	BEHIND	LAP TIME
51		2:14.341
52	1.908	2:16.249
27	2.320	2:16.661
166	2.761	2:17.102
110	3.929	2:18.270
26	4.573	2:18.914
34	5.629	2:19.970
31	7.045	2:21.386
100	7.664	2:22.005
73	10.649	2:24.990
333	10.871	2:25.212
46	15.335	2:29.676
50	18.827	2:33.168
67	18.950	2:33.291
69	19.485	2:33.826
77	20.512	2:34.853
62	20.584	2:34.925
53	30.941	2:45.282
36	35.415	2:49.756

LAP 2 @ 13:57:16.282

NO	BEHIND	LAP TIME
51		2:09.933
52	2.916	2:10.941
27	3.667	2:11.280
166	4.170	2:11.342
110	6.226	2:12.230
26	8.651	2:14.011
34	11.373	2:15.677
100	12.394	2:14.663
31	13.330	2:16.218
333	23.680	2:22.742
73	25.799	2:25.083
46	28.556	2:23.154
50	36.364	2:27.470
67	37.090	2:28.073
77	37.862	2:27.283
62	38.806	2:28.155
53	57.346	2:36.338
69	59.857	2:50.305
36	1:09.719	2:44.237

LAP 3 @ 13:59:25.346

NO	BEHIND	LAP TIME
51		2:09.064
52	5.145	2:11.293
27	6.517	2:11.914
166	6.786	2:11.680
110	10.460	2:13.298
26	14.921	2:15.334
100	18.980	2:15.650
34	19.616	2:17.307
31	20.290	2:16.024
333	38.350	2:23.734
73	39.623	2:22.888
46	42.237	2:22.745
67	55.111	2:27.085
50	55.224	2:27.924
77	56.141	2:27.343
62	57.110	2:27.368
69	1:19.969	2:29.176
53	1:21.866	2:33.584

LAP 4 @ 14:01:35.725

NO	BEHIND	LAP TIME
51		2:10.379
52	5.919	2:11.153
27	8.734	2:12.596
166	9.004	2:12.597
110	14.231	2:14.150
26	20.290	2:15.748
100	23.784	2:15.183
34	25.688	2:16.451
31	25.732	2:15.821
333	51.335	2:23.364
73	51.791	2:22.547
46	54.923	2:23.065
67	1:10.856	2:26.124
50	1:10.966	2:26.121
77	1:12.850	2:27.088
62	1:13.639	2:26.908
69	1:39.032	2:29.442
53	1:43.506	2:32.019

LAP 5 @ 14:03:46.228

NO	BEHIND	LAP TIME
51		2:10.503
52	7.338	2:11.922
166	9.947	2:11.446
27	11.146	2:12.915
110	16.424	2:12.696
26	24.394	2:14.607
100	27.395	2:14.114
34	29.203	2:14.018
31	30.953	2:15.724
333	1:03.325	2:22.493
73	1:04.209	2:22.921
46	1:06.176	2:21.756
50	1:25.594	2:25.131
67	1:26.284	2:25.931
77	1:29.014	2:26.667
62	1:30.551	2:27.415
69	1:58.943	2:30.414
53	2:04.517	2:31.514

LAP 6 @ 14:05:56.230

NO	BEHIND	LAP TIME
51		2:10.002
52	7.593	2:10.257
166	11.818	2:11.873
27	12.605	2:11.461
110	18.913	2:12.491
26	29.938	2:15.546
100	31.496	2:14.103
34	33.049	2:13.848
31	37.869	2:16.918
333	1:15.842	2:22.519
73	1:17.948	2:23.741
46	1:18.251	2:22.077
50	1:42.344	2:26.752
67	1:42.491	2:26.209
77	1:44.269	2:25.257
62	1:47.213	2:26.664

LAP 7 @ 14:08:04.148

NO	BEHIND	LAP TIME
51		2:07.918
69	1 Lap	2:25.446
52	9.859	2:10.184
166	15.165	2:11.265
27	15.966	2:11.279
53	1 Lap	2:31.643
110	25.952	2:14.957
26	37.746	2:15.726
34	39.368	2:14.237
31	46.862	2:16.911
333	1:31.100	2:23.176
46	1:31.776	2:21.443
73	1:36.127	2:26.097
50	1:59.221	2:24.795
67	2:01.059	2:26.486
77	2:02.075	2:25.724
62	2:06.793	2:27.498

LAP 8 @ 14:10:11.437

NO	BEHIND	LAP TIME
51		2:07.289
52	13.730	2:11.160
166	19.254	2:11.378
27	20.101	2:11.424
69	1 Lap	2:23.976
110	32.349	2:13.686
53	1 Lap	2:29.771
26	44.953	2:14.496
34	45.985	2:13.906
31	59.165	2:19.592
333	1:45.520	2:21.709
46	1:46.221	2:21.734
73	1:56.683	2:27.845

LAP 9 @ 14:12:22.193

NO	BEHIND	LAP TIME
51		2:10.756
50	1 Lap	2:25.756
67	1 Lap	2:24.291
77	1 Lap	2:25.327
52	14.131	2:11.157
166	19.118	2:10.620
27	19.521	2:10.176
62	1 Lap	2:31.346
110	36.824	2:15.231
69	1 Lap	2:25.139
26	48.885	2:14.688
34	48.987	2:13.758
53	1 Lap	2:29.347
31	1:07.388	2:18.979
333	1:55.808	2:21.044
46	1:56.381	2:20.916
73	2:14.074	2:28.147

Weather / Track : Cloudy / Dry

Snetterton 300: 2.9689 miles
Date: 28/06/2026 Start: 13:52 Finish: 14:12

Results can be found at www.tsl-timing.com

Printed - 14:17 Sunday, 28 June 2026

BMCRC - MRO Championships - Rnd 5 @ Snetterton 300

Yamaha Past Masters

RACE 10 - POSITION CHART

No	Name	Lap / Pos	1	2	3	4	5	6	7	8	9
51	WHOLEY	1	51	51	51	51	51	51	51	51	51
27	HAYWARD	2	52	52	52	52	52	52	52	52	52
52	SMITH	3	27	27	27	27	166	166	166	166	166
166	RIDLEY	4	166	166	166	166	27	27	27	27	27
26	LEE	5	110	110	110	110	110	110	110	110	110
34	NIELD	6	26	26	26	26	26	26	26	26	26
100	BISWELL	7	34	34	100	100	100	100	34	34	34
31	MARSHALL	8	31	100	34	34	34	34	31	31	31
73	TURNER	9	100	31	31	31	31	31	333	333	333
162	COOPER	10	73	333	333	333	333	333	46	46	46
110	HAIGH	11	333	73	73	73	73	73	73	73	73
69	ELLERAY	12	46	46	46	46	46	46	50	50	
46	MARSHALL	13	50	50	67	67	50	50	67	67	
333	STUBBERFIELD	14	67	67	50	50	67	67	77	77	
62	PATERSON	15	69	77	77	77	77	77	62	62	
77	COLLINS	16	77	62	62	62	62	62	69	69	
67	BAILEY	17	62	53	69	69	69	69	53	53	
50	WHITLOCK	18	53	69	53	53	53	53			
36	ZANUTTO	19	36	36							
53	COATES	20									

Weather / Track : Cloudy / Dry

Snetterton 300: 2.9689 miles
Date: 28/06/2026 Start: 13:52 Finish: 14:12

Results can be found at www.tsl-timing.com

Printed - 14:17 Sunday, 28 June 2026

BMCRC - MRO Championships - Rnd 5 @ Snetterton 300

Yamaha Past Masters

RACE 10 - SECTOR ANALYSIS

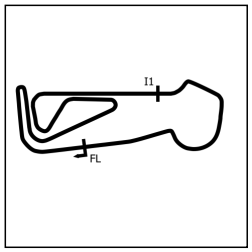

SECTOR 1 = FL to I1, SECTOR 2 = I1 to FL, DIFF = Difference To Personal Best Lap, P = Crossed Finish Line in Pit Lane, D = Time Disallowed

P1 51 Kevin WHOLEY — Yamaha TZR 250 - Twistgrip Motorcycles

IDEAL LAP TIME : 2:07.289 BEST LAP TIME : 2:07.289 DIFFERENCE : 0.000

LAP	SECTOR 1	SECTOR 2	LAP TIME		MPH	DIFF	TIME OF DAY
1 -		43.132	2:14.341		79.55	7.052	13:55:06.349
2 -	1:26.958	42.975	2:09.933		82.25	2.644	13:57:16.282
3 -	1:26.396	42.668	2:09.064	(3)	82.81	1.775	13:59:25.346
4 -	1:26.814	43.565	2:10.379		81.97	3.090	14:01:35.725
5 -	1:26.876	43.627	2:10.503		81.89	3.214	14:03:46.228
6 -	1:26.909	43.093	2:10.002		82.21	2.713	14:05:56.230
7 -	1:25.513	42.405	2:07.918	(2)	83.55	0.629	14:08:04.148
8 -	***1:24.950***	***42.339***	***2:07.289***	**(1)**	***83.96***		***14:10:11.437***
9 -	1:27.362	43.394	2:10.756		81.74	3.467	14:12:22.193

P2 52 Haydon SMITH — Yamaha TZR 250 - HI-Precision Engineering Ltd

IDEAL LAP TIME : 2:10.162 BEST LAP TIME : 2:10.184 DIFFERENCE : 0.022

LAP	SECTOR 1	SECTOR 2	LAP TIME		MPH	DIFF	TIME OF DAY
1 -		43.772	2:16.249		78.44	6.065	13:55:08.257
2 -	1:27.288	43.653	2:10.941	(3)	81.62	0.757	13:57:19.198
3 -	1:27.662	43.631	2:11.293		81.40	1.109	13:59:30.491
4 -	1:27.677	43.476	2:11.153		81.49	0.969	14:01:41.644
5 -	1:28.285	43.637	2:11.922		81.01	1.738	14:03:53.566
6 -	1:27.146	***43.111***	2:10.257	(2)	82.05	0.073	14:06:03.823
7 -	***1:27.051***	43.133	***2:10.184***	**(1)**	***82.09***		***14:08:14.007***
8 -	1:27.336	43.824	2:11.160		81.48	0.976	14:10:25.167
9 -	1:27.180	43.977	2:11.157		81.49	0.973	14:12:36.324

P3 166 Tom RIDLEY — Yamaha TZR 250 - Chamery Hall Roundhouses

IDEAL LAP TIME : 2:10.541 BEST LAP TIME : 2:10.620 DIFFERENCE : 0.079

LAP	SECTOR 1	SECTOR 2	LAP TIME		MPH	DIFF	TIME OF DAY
1 -		44.038	2:17.102		77.95	6.482	13:55:09.110
2 -	1:27.619	43.723	2:11.342	(3)	81.37	0.722	13:57:20.452
3 -	1:28.125	***43.555***	2:11.680		81.16	1.060	13:59:32.132
4 -	1:28.483	44.114	2:12.597		80.60	1.977	14:01:44.729
5 -	1:27.848	43.598	2:11.446		81.31	0.826	14:03:56.175
6 -	1:28.145	43.728	2:11.873		81.04	1.253	14:06:08.048
7 -	1:27.598	43.667	2:11.265	(2)	81.42	0.645	14:08:19.313
8 -	1:27.407	43.971	2:11.378		81.35	0.758	14:10:30.691
9 -	***1:26.986***	43.634	***2:10.620***	**(1)**	***81.82***		***14:12:41.311***

P4 27 Richard HAYWARD — Yamaha TZR 250 - BC vehicle repairs/ Merlin Pipes

IDEAL LAP TIME : 2:10.176 BEST LAP TIME : 2:10.176 DIFFERENCE : 0.000

LAP	SECTOR 1	SECTOR 2	LAP TIME		MPH	DIFF	TIME OF DAY
1 -		44.167	2:16.661		78.20	6.485	13:55:08.669
2 -	1:27.366	43.914	2:11.280	(3)	81.41	1.104	13:57:19.949
3 -	1:27.816	44.098	2:11.914		81.02	1.738	13:59:31.863
4 -	1:28.594	44.002	2:12.596		80.60	2.420	14:01:44.459
5 -	1:28.589	44.326	2:12.915		80.41	2.739	14:03:57.374
6 -	1:27.730	43.731	2:11.461		81.30	1.285	14:06:08.835
7 -	1:27.598	43.681	2:11.279	(2)	81.41	1.103	14:08:20.114
8 -	1:27.506	43.918	2:11.424		81.32	1.248	14:10:31.538
9 -	***1:26.859***	***43.317***	***2:10.176***	**(1)**	***82.10***		***14:12:41.714***

BMCRC - MRO Championships - Rnd 5 @ Snetterton 300

Yamaha Past Masters

RACE 10 - SECTOR ANALYSIS

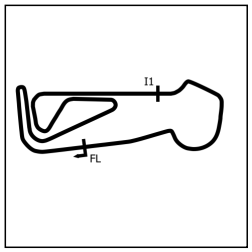

SECTOR 1 = FL to I1, SECTOR 2 = I1 to FL, DIFF = Difference To Personal Best Lap, P = Crossed Finish Line in Pit Lane, D = Time Disallowed

P5 110 Mark HAIGH — Yamaha TZR 250 - Chesterfield CarClinic/2T

IDEAL LAP TIME : 2:11.912 BEST LAP TIME : 2:12.230 DIFFERENCE : 0.318

LAP	SECTOR 1	SECTOR 2	LAP TIME	MPH	DIFF	TIME OF DAY
1 -		44.321	2:18.270	77.29	6.040	13:55:10.278
2 -	***1:27.809***	44.421	***2:12.230*** **(1)**	***80.82***		***13:57:22.508***
3 -	1:28.547	44.751	2:13.298	80.18	1.068	13:59:35.806
4 -	1:29.412	44.738	2:14.150	79.67	1.920	14:01:49.956
5 -	1:28.472	44.224	2:12.696 **(3)**	80.54	0.466	14:04:02.652
6 -	1:28.388	***44.103***	2:12.491 **(2)**	80.67	0.261	14:06:15.143
7 -	1:29.612	45.345	2:14.957	79.19	2.727	14:08:30.100
8 -	1:29.111	44.575	2:13.686	79.94	1.456	14:10:43.786
9 -	1:30.109	45.122	2:15.231	79.03	3.001	14:12:59.017

P6 26 Damian LEE — Yamaha TZR 250 - Leed Autos

IDEAL LAP TIME : 2:13.857 BEST LAP TIME : 2:14.011 DIFFERENCE : 0.154

LAP	SECTOR 1	SECTOR 2	LAP TIME	MPH	DIFF	TIME OF DAY
1 -		44.848	2:18.914	76.94	4.903	13:55:10.922
2 -	***1:29.051***	44.960	***2:14.011*** **(1)**	***79.75***		***13:57:24.933***
3 -	1:30.049	45.285	2:15.334	78.97	1.323	13:59:40.267
4 -	1:30.349	45.399	2:15.748	78.73	1.737	14:01:56.015
5 -	1:29.126	45.481	2:14.607 **(3)**	79.40	0.596	14:04:10.622
6 -	1:30.183	45.363	2:15.546	78.85	1.535	14:06:26.168
7 -	1:30.465	45.261	2:15.726	78.74	1.715	14:08:41.894
8 -	1:29.666	44.830	2:14.496 **(2)**	79.46	0.485	14:10:56.390
9 -	1:29.882	***44.806***	2:14.688	79.35	0.677	14:13:11.078

P7 34 C Paul NIELD — Yamaha TZR 250 - Ridesure

IDEAL LAP TIME : 2:13.657 BEST LAP TIME : 2:13.758 DIFFERENCE : 0.101

LAP	SECTOR 1	SECTOR 2	LAP TIME	MPH	DIFF	TIME OF DAY
1 -		45.034	2:19.970	76.35	6.212	13:55:11.978
2 -	1:30.524	45.153	2:15.677	78.77	1.919	13:57:27.655
3 -	1:32.077	45.230	2:17.307	77.84	3.549	13:59:44.962
4 -	1:30.993	45.458	2:16.451	78.32	2.693	14:02:01.413
5 -	1:29.396	44.622	2:14.018	79.75	0.260	14:04:15.431
6 -	***1:29.294***	44.554	2:13.848 **(2)**	79.85	0.090	14:06:29.279
7 -	1:29.423	44.814	2:14.237	79.62	0.479	14:08:43.516
8 -	1:29.453	44.453	2:13.906 **(3)**	79.81	0.148	14:10:57.422
9 -	1:29.395	***44.363***	***2:13.758*** **(1)**	***79.90***		***14:13:11.180***

P8 31 C Abigail MARSHALL — Yamaha TZR 250 - Len Whalin Racing and Macrae Racing

IDEAL LAP TIME : 2:15.533 BEST LAP TIME : 2:15.724 DIFFERENCE : 0.191

LAP	SECTOR 1	SECTOR 2	LAP TIME	MPH	DIFF	TIME OF DAY
1 -		45.404	2:21.386	75.59	5.662	13:55:13.394
2 -	1:30.823	45.395	2:16.218	78.46	0.494	13:57:29.612
3 -	1:30.887	45.137	2:16.024 **(3)**	78.57	0.300	13:59:45.636
4 -	1:30.846	***44.975***	2:15.821 **(2)**	78.69	0.097	14:02:01.457
5 -	***1:30.558***	45.166	***2:15.724*** **(1)**	***78.74***		***14:04:17.181***
6 -	1:30.713	46.205	2:16.918	78.06	1.194	14:06:34.099
7 -	1:31.199	45.712	2:16.911	78.06	1.187	14:08:51.010
8 -	1:33.225	46.367	2:19.592	76.56	3.868	14:11:10.602
9 -	1:32.498	46.481	2:18.979	76.90	3.255	14:13:29.581

BMCRC - MRO Championships - Rnd 5 @ Snetterton 300

Yamaha Past Masters

RACE 10 - SECTOR ANALYSIS

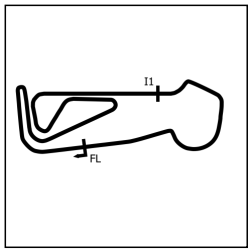

SECTOR 1 = FL to I1, SECTOR 2 = I1 to FL, DIFF = Difference To Personal Best Lap, P = Crossed Finish Line in Pit Lane, D = Time Disallowed

P9 333 C Mark STUBBERFIELD — Yamaha TZR 250 - Polished concrete London

IDEAL LAP TIME : 2:20.443 BEST LAP TIME : 2:21.044 DIFFERENCE : 0.601

LAP	SECTOR 1	SECTOR 2	LAP TIME	MPH	DIFF	TIME OF DAY
1 -		***46.792***	2:25.212	73.60	4.168	13:55:17.220
2 -	1:34.627	48.115	2:22.742	74.87	1.698	13:57:39.962
3 -	1:35.012	48.722	2:23.734	74.36	2.690	14:00:03.696
4 -	1:34.903	48.461	2:23.364	74.55	2.320	14:02:27.060
5 -	1:34.312	48.181	2:22.493 **(3)**	75.00	1.449	14:04:49.553
6 -	1:34.626	47.893	2:22.519	74.99	1.475	14:07:12.072
7 -	1:34.513	48.663	2:23.176	74.64	2.132	14:09:35.248
8 -	1:34.097	47.612	2:21.709 **(2)**	75.42	0.665	14:11:56.957
9 -	***1:33.651***	47.393	***2:21.044*** **(1)**	***75.77***		***14:14:18.001***

P10 46 C Kevin MARSHALL — Yamaha TZR 250 - Stacey Processing

IDEAL LAP TIME : 2:20.852 BEST LAP TIME : 2:20.916 DIFFERENCE : 0.064

LAP	SECTOR 1	SECTOR 2	LAP TIME	MPH	DIFF	TIME OF DAY
1 -		48.513	2:29.676	71.40	8.760	13:55:21.684
2 -	1:34.973	48.181	2:23.154	74.66	2.238	13:57:44.838
3 -	1:34.728	48.017	2:22.745	74.87	1.829	14:00:07.583
4 -	1:35.051	48.014	2:23.065	74.70	2.149	14:02:30.648
5 -	1:33.979	47.777	2:21.756	75.39	0.840	14:04:52.404
6 -	1:34.494	47.583	2:22.077	75.22	1.161	14:07:14.481
7 -	***1:33.767***	47.676	2:21.443 **(2)**	75.56	0.527	14:09:35.924
8 -	1:33.799	47.935	2:21.734 **(3)**	75.40	0.818	14:11:57.658
9 -	1:33.831	***47.085***	***2:20.916*** **(1)**	***75.84***		***14:14:18.574***

P11 73 C Colvin TURNER — Yamaha TZR 250 -

IDEAL LAP TIME : 2:20.824 BEST LAP TIME : 2:22.547 DIFFERENCE : 1.723

LAP	SECTOR 1	SECTOR 2	LAP TIME	MPH	DIFF	TIME OF DAY
1 -		***46.976***	2:24.990	73.71	2.443	13:55:16.998
2 -	1:36.694	48.389	2:25.083	73.66	2.536	13:57:42.081
3 -	1:34.990	47.898	2:22.888 **(2)**	74.80	0.341	14:00:04.969
4 -	***1:33.848***	48.699	***2:22.547*** **(1)**	***74.97***		***14:02:27.516***
5 -	1:34.527	48.394	2:22.921 **(3)**	74.78	0.374	14:04:50.437
6 -	1:36.259	47.482	2:23.741	74.35	1.194	14:07:14.178
7 -	1:36.158	49.939	2:26.097	73.15	3.550	14:09:40.275
8 -	1:36.932	50.913	2:27.845	72.29	5.298	14:12:08.120
9 -	1:37.932	50.215	2:28.147	72.14	5.600	14:14:36.267

P12 50 JC Chris WHITLOCK — Yamaha TZR 250 - TVC technology solutions

IDEAL LAP TIME : 2:24.580 BEST LAP TIME : 2:24.795 DIFFERENCE : 0.215

LAP	SECTOR 1	SECTOR 2	LAP TIME	MPH	DIFF	TIME OF DAY
1 -		49.175	2:33.168	69.78	8.373	13:55:25.176
2 -	1:37.516	49.954	2:27.470	72.47	2.675	13:57:52.646
3 -	1:38.350	49.574	2:27.924	72.25	3.129	14:00:20.570
4 -	1:36.927	49.194	2:26.121	73.14	1.326	14:02:46.691
5 -	***1:35.932***	49.199	2:25.131 **(2)**	73.64	0.336	14:05:11.822
6 -	1:37.943	48.809	2:26.752	72.83	1.957	14:07:38.574
7 -	1:36.147	***48.648***	***2:24.795*** **(1)**	***73.81***		***14:10:03.369***
8 -	1:36.084	49.672	2:25.756 **(3)**	73.32	0.961	14:12:29.125

BMCRC - MRO Championships - Rnd 5 @ Snetterton 300

Yamaha Past Masters

RACE 10 - SECTOR ANALYSIS

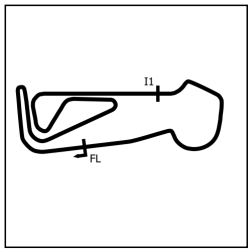

SECTOR 1 = FL to I1, SECTOR 2 = I1 to FL, DIFF = Difference To Personal Best Lap, P = Crossed Finish Line in Pit Lane, D = Time Disallowed

P13 67 C Mark BAILEY — Yamaha TZR 250 - Elite AC Ltd. madbikerdesigns

IDEAL LAP TIME : 2:24.291 BEST LAP TIME : 2:24.291 DIFFERENCE : 0.000

LAP	SECTOR 1	SECTOR 2	LAP TIME		MPH	DIFF	TIME OF DAY
1 -		49.594	2:33.291		69.72	9.000	13:55:25.299
2 -	1:38.552	49.521	2:28.073		72.18	3.782	13:57:53.372
3 -	1:37.527	49.558	2:27.085		72.66	2.794	14:00:20.457
4 -	1:36.986	49.138	2:26.124	(3)	73.14	1.833	14:02:46.581
5 -	1:36.126	49.805	2:25.931	(2)	73.24	1.640	14:05:12.512
6 -	1:37.045	49.164	2:26.209		73.10	1.918	14:07:38.721
7 -	1:37.149	49.337	2:26.486		72.96	2.195	14:10:05.207
8 -	***1:35.271***	***49.020***	***2:24.291***	***(1)***	***74.07***		***14:12:29.498***

P14 77 JC Adam COLLINS — Yamaha TZR 250 - 2 Cows Racing

IDEAL LAP TIME : 2:25.157 BEST LAP TIME : 2:25.257 DIFFERENCE : 0.100

LAP	SECTOR 1	SECTOR 2	LAP TIME		MPH	DIFF	TIME OF DAY
1 -		49.504	2:34.853		69.02	9.596	13:55:26.861
2 -	1:37.657	49.626	2:27.283		72.56	2.026	13:57:54.144
3 -	1:37.648	49.695	2:27.343		72.53	2.086	14:00:21.487
4 -	1:38.193	48.895	2:27.088		72.66	1.831	14:02:48.575
5 -	1:37.443	49.224	2:26.667		72.87	1.410	14:05:15.242
6 -	***1:36.560***	48.697	***2:25.257***	***(1)***	***73.58***		***14:07:40.499***
7 -	1:36.564	49.160	2:25.724	(3)	73.34	0.467	14:10:06.223
8 -	1:36.730	***48.597***	2:25.327	(2)	73.54	0.070	14:12:31.550

P15 62 JC David PATERSON — Yamaha TZR 250 - The love of a good woman

IDEAL LAP TIME : 2:26.492 BEST LAP TIME : 2:26.664 DIFFERENCE : 0.172

LAP	SECTOR 1	SECTOR 2	LAP TIME		MPH	DIFF	TIME OF DAY
1 -		50.875	2:34.925		68.98	8.261	13:55:26.933
2 -	1:37.821	50.334	2:28.155		72.14	1.491	13:57:55.088
3 -	1:37.768	49.600	2:27.368	(3)	72.52	0.704	14:00:22.456
4 -	1:37.975	***48.933***	2:26.908	(2)	72.75	0.244	14:02:49.364
5 -	1:38.039	49.376	2:27.415		72.50	0.751	14:05:16.779
6 -	***1:37.559***	49.105	***2:26.664***	***(1)***	***72.87***		***14:07:43.443***
7 -	1:37.875	49.623	2:27.498		72.46	0.834	14:10:10.941
8 -	1:39.850	51.496	2:31.346		70.62	4.682	14:12:42.287

P16 69 C Mark ELLERAY — Yamaha TZR 250 - Abbot Solutions Ltd

IDEAL LAP TIME : 2:23.837 BEST LAP TIME : 2:23.976 DIFFERENCE : 0.139

LAP	SECTOR 1	SECTOR 2	LAP TIME		MPH	DIFF	TIME OF DAY
1 -		49.091	2:33.826		69.48	9.850	13:55:25.834
2 -	1:38.524	1:11.781	2:50.305		62.75	26.329	13:58:16.139
3 -	1:38.253	50.923	2:29.176		71.64	5.200	14:00:45.315
4 -	1:39.531	49.911	2:29.442		71.51	5.466	14:03:14.757
5 -	1:40.513	49.901	2:30.414		71.05	6.438	14:05:45.171
6 -	1:37.736	***47.710***	2:25.446	(3)	73.48	1.470	14:08:10.617
7 -	***1:36.127***	47.849	***2:23.976***	***(1)***	***74.23***		***14:10:34.593***
8 -	1:36.789	48.350	2:25.139	(2)	73.64	1.163	14:12:59.732

P17 53 C Alan COATES — Yamaha TZR 250 - Clarendon Motorcycles Hull

IDEAL LAP TIME : 2:29.347 BEST LAP TIME : 2:29.347 DIFFERENCE : 0.000

LAP	SECTOR 1	SECTOR 2	LAP TIME		MPH	DIFF	TIME OF DAY
1 -		52.737	2:45.282		64.66	15.935	13:55:37.290
2 -	1:42.726	53.612	2:36.338		68.36	6.991	13:58:13.628
3 -	1:42.365	51.219	2:33.584		69.59	4.237	14:00:47.212
4 -	1:41.224	50.795	2:32.019		70.30	2.672	14:03:19.231
5 -	1:41.245	50.269	2:31.514	(3)	70.54	2.167	14:05:50.745
6 -	1:40.664	50.979	2:31.643		70.48	2.296	14:08:22.388
7 -	1:39.738	50.033	2:29.771	(2)	71.36	0.424	14:10:52.159
8 -	***1:39.366***	***49.981***	***2:29.347***	***(1)***	***71.56***		***14:13:21.506***

BMCRC - MRO Championships - Rnd 5 @ Snetterton 300

Yamaha Past Masters

RACE 10 - SECTOR ANALYSIS

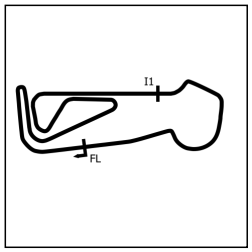

SECTOR 1 = FL to I1, SECTOR 2 = I1 to FL, DIFF = Difference To Personal Best Lap, P = Crossed Finish Line in Pit Lane, D = Time Disallowed

P18 **100** **Mark BISWELL** Yamaha TZR 250 - Mad Biker Designs

IDEAL LAP TIME : 2:14.080 BEST LAP TIME : 2:14.103 DIFFERENCE : 0.023

LAP	SECTOR 1	SECTOR 2	LAP TIME	MPH	DIFF	TIME OF DAY
1 -		45.854	2:22.005	75.26	7.902	13:55:14.013
2 -	1:29.890	44.773	2:14.663 **(3)**	79.36	0.560	13:57:28.676
3 -	1:30.390	45.260	2:15.650	78.79	1.547	13:59:44.326
4 -	1:29.886	45.297	2:15.183	79.06	1.080	14:01:59.509
5 -	***1:29.365***	44.749	2:14.114 **(2)**	79.69	0.011	14:04:13.623
6 -	1:29.388	***44.715***	***2:14.103*** **(1)**	***79.70***		***14:06:27.726***
7 -	1:29.444					

P19 **36** **JC** **Phil ZANUTTO** Yamaha TZR 250 - App racing/papyrus

IDEAL LAP TIME : 2:44.153 BEST LAP TIME : 2:44.237 DIFFERENCE : 0.084

LAP	SECTOR 1	SECTOR 2	LAP TIME	MPH	DIFF	TIME OF DAY
1 -		***54.920***	2:49.756	62.96	5.519	13:55:41.764
2 -	***1:49.233***	55.004	***2:44.237*** **(1)**	***65.07***		***13:58:26.001***
3 -	1:51.507					

BMCRC - MRO Championships - Rnd 5 @ Snetterton 300

Yamaha Past Masters

RACE 10 - BEST SECTORS

	SECTOR 1		SECTOR 2	
POS	NO	TIME	NO	TIME
1	**51**	**1:24.950**	**51**	**42.339**
2	**27**	**1:26.859**	**52**	**43.111**
3	**166**	**1:26.986**	**27**	**43.317**
4	**52**	**1:27.051**	**166**	**43.555**
5	**110**	**1:27.809**	**110**	**44.103**
6	**26**	**1:29.051**	**34**	**44.363**
7	**34**	**1:29.294**	**100**	**44.715**
8	**100**	**1:29.365**	**26**	**44.806**
9	**31**	**1:30.558**	**31**	**44.975**
10	**333**	**1:33.651**	**333**	**46.792**
11	**46**	**1:33.767**	**73**	**46.976**
12	**73**	**1:33.848**	**46**	**47.085**
13	**67**	**1:35.271**	**69**	**47.710**
14	**50**	**1:35.932**	**77**	**48.597**
15	**69**	**1:36.127**	**50**	**48.648**
16	**77**	**1:36.560**	**62**	**48.933**
17	**62**	**1:37.559**	**67**	**49.020**
18	**53**	**1:39.366**	**53**	**49.981**
19	**36**	**1:49.233**	**36**	**54.920**

IDEAL / BEST COMPARISON

POS	NO	NAME	IDEAL	BEST	DIFF
		PERFECT LAP	**2:07.289**		
1	**51**	WHOLEY	2:07.289	2:07.289	**0.000**
2	**52**	SMITH	2:10.162	2:10.184	**0.022**
3	**27**	HAYWARD	2:10.176	2:10.176	**0.000**
4	**166**	RIDLEY	2:10.541	2:10.620	**0.079**
5	**110**	HAIGH	2:11.912	2:12.230	**0.318**
6	**34**	NIELD	2:13.657	2:13.758	**0.101**
7	**26**	LEE	2:13.857	2:14.011	**0.154**
8	**100**	BISWELL	2:14.080	2:14.103	**0.023**
9	**31**	MARSHALL	2:15.533	2:15.724	**0.191**
10	**333**	STUBBERFIELD	2:20.443	2:21.044	**0.601**
11	**73**	TURNER	2:20.824	2:22.547	**1.723**
12	**46**	MARSHALL	2:20.852	2:20.916	**0.064**
13	**69**	ELLERAY	2:23.837	2:23.976	**0.139**
14	**67**	BAILEY	2:24.291	2:24.291	**0.000**
15	**50**	WHITLOCK	2:24.580	2:24.795	**0.215**
16	**77**	COLLINS	2:25.157	2:25.257	**0.100**
17	**62**	PATERSON	2:26.492	2:26.664	**0.172**
18	**53**	COATES	2:29.347	2:29.347	**0.000**
19	**36**	ZANUTTO	2:44.153	2:44.237	**0.084**

Weather / Track : Cloudy / Dry

Snetterton 300: 2.9689 miles
Date: 28/06/2026 Start: 13:52 Finish: 14:12

Results can be found at www.tsl-timing.com

Printed - 14:17 Sunday, 28 June 2026

BMCRC - MRO Championships - Rnd 5 @ Snetterton 300

Yamaha Past Masters

RACE 10 - STATISTICS

Competitors Started	19
Planned Start	2026-06-28 @ 13:35:00.000
Actual Start	2026-06-28 @ 13:52:52.007
Finish Time	2026-06-28 @ 14:12:22.192
Track Length	2.9689mi.
Total Laps	155
Total Distance Covered	460.1812mi.

Session Fastest Lap History

NO	CL	NAME	LAP TIME	TIME OF DAY	LAP	VEHICLE
51		**Kevin WHOLEY**	**2:09.933**	13:57:16.282	2	Yamaha TZR 250
51		**Kevin WHOLEY**	**2:09.064**	13:59:25.346	3	Yamaha TZR 250
51		**Kevin WHOLEY**	**2:07.918**	14:08:04.148	7	Yamaha TZR 250
51		**Kevin WHOLEY**	**2:07.289**	14:10:11.437	8	Yamaha TZR 250

Session Leader History

NO	CL	NAME	FROM LAP	LAPS LED	DISTANCE	VEHICLE
51		**Kevin WHOLEY**	1	9	26.72 miles	Yamaha TZR 250

Flag History

TYPE	TIME OF DAY
GREEN	13:52:52.007
FINISH	14:12:22.192

Flag Statistics

TYPE	COUNT	TOTAL LAPS	TOTAL TIME
Green	1	9	21:50.727
Red	0	0	0.000
Safety Car	0	0	0.000
FCY	0	0	0.000

BMCRC - MRO Championships - Rnd 5 @ Snetterton 300

Yamaha Past Masters

RACE 10 - STATISTICS

CLASS : 7 Starters

Fastest Lap History

NO	NAME	LAP TIME	TIME OF DAY	LAP	VEHICLE
51	**Kevin WHOLEY**	**2:09.933**	13:57:16.282	2	Yamaha TZR 250
51	**Kevin WHOLEY**	**2:09.064**	13:59:25.346	3	Yamaha TZR 250
51	**Kevin WHOLEY**	**2:07.918**	14:08:04.148	7	Yamaha TZR 250
51	**Kevin WHOLEY**	**2:07.289**	14:10:11.437	8	Yamaha TZR 250

Leader History

NO	NAME	FROM LAP	LAPS LED	DISTANCE	VEHICLE
51	**Kevin WHOLEY**	1	9	26.72 miles	Yamaha TZR 250

BMCRC - MRO Championships - Rnd 5 @ Snetterton 300

Yamaha Past Masters

RACE 10 - STATISTICS

CLASS : C

8 Starters

Fastest Lap History

NO	NAME	LAP TIME	TIME OF DAY	LAP	VEHICLE
34	**Paul NIELD**	**2:15.677**	13:57:27.655	2	Yamaha TZR 250
34	**Paul NIELD**	**2:14.018**	14:04:15.431	5	Yamaha TZR 250
34	**Paul NIELD**	**2:13.848**	14:06:29.279	6	Yamaha TZR 250
34	**Paul NIELD**	**2:13.758**	14:13:11.180	9	Yamaha TZR 250

Leader History

NO	NAME	FROM LAP	LAPS LED	DISTANCE	VEHICLE
34	**Paul NIELD**	1	9	26.72 miles	Yamaha TZR 250

Weather / Track : Cloudy / Dry

Snetterton 300: 2.9689 miles
Date: 28/06/2026 Start: 13:52 Finish: 14:12

BMCRC - MRO Championships - Rnd 5 @ Snetterton 300

Yamaha Past Masters

RACE 10 - STATISTICS

CLASS : JC

4 Starters

Fastest Lap History

NO	NAME	LAP TIME	TIME OF DAY	LAP	VEHICLE
50	**Chris WHITLOCK**	**2:27.470**	13:57:52.646	2	Yamaha TZR 250
77	**Adam COLLINS**	**2:27.283**	13:57:54.144	2	Yamaha TZR 250
50	**Chris WHITLOCK**	**2:26.121**	14:02:46.691	4	Yamaha TZR 250
50	**Chris WHITLOCK**	**2:25.131**	14:05:11.822	5	Yamaha TZR 250
50	**Chris WHITLOCK**	**2:24.795**	14:10:03.369	7	Yamaha TZR 250

Leader History

NO	NAME	FROM LAP	LAPS LED	DISTANCE	VEHICLE
50	**Chris WHITLOCK**	1	8	23.75 miles	Yamaha TZR 250

BMCRC - MRO Championships - Rnd 5 @ Snetterton 300

Yamaha Past Masters

RACE 19 - GRID (7 Laps)



These results are provisional until the conclusion of any judicial and technical matters.

Snetterton 300: 2.9689 miles

Clerk Of Course: Caroline Patterson / Tony MacBride	Timekeeper: Craig Smith	

Results can be found at www.tsl-timing.com

Printed - 14:18 Sunday, 28 June 2026

BMCRC - MRO Championships - Rnd 5 @ Snetterton 300

Yamaha Past Masters

RACE 19 - CLASSIFICATION

Race Distance: 7 Laps / 20.78 miles

POS	NO	CL	PIC	NAME	ENTRY	LAPS	TIME	GAP	DIFF	MPH	BEST	ON	GRD	↑↓
1	**51**		1	**Kevin WHOLEY**	Yamaha TZR 250 - Twistgrip Motorcycles	**7**	15:07.681			82.42	**2:06.926**	4	1	0
2	**166**		2	**Tom RIDLEY**	Yamaha TZR 250 - Chamery Hall Roundhouses	**7**	15:32.712	**25.031**	25.031	80.21	**2:11.023**	4	4	2
3	**110**		3	**Mark HAIGH**	Yamaha TZR 250 - Chesterfield CarClinic/2T	**7**	15:40.311	**32.630**	7.599	79.56	**2:12.991**	4	5	2
4	**26**		4	**Damian LEE**	Yamaha TZR 250 - Leed Autos	**7**	15:40.613	**32.932**	0.302	79.54	**2:13.026**	3	7	3
5	**27**		5	**Richard HAYWARD**	Yamaha TZR 250 - BC vehicle repairs/ Merlin Pipes	**7**	15:54.521	**46.840**	13.908	78.38	**2:13.959**	3	2	-3
6	**34**	C	1	**Paul NIELD**	Yamaha TZR 250 - Ridesure	**7**	15:57.952	**50.271**	3.431	78.10	**2:15.150**	2	6	0
7	**31**	C	2	**Abigail MARSHALL**	Yamaha TZR 250 - Len Whalin Racing and Macrae Racing	**7**	16:08.005	**1:00.324**	10.053	77.28	**2:16.597**	2	9	2
8	**333**	C	3	**Mark STUBBERFIELD**	Yamaha TZR 250 - Polished concrete London	**7**	16:53.965	**1:46.284**	45.960	73.78	**2:22.926**	6	11	3
9	**162**		6	**Darren COOPER**	Yamaha TZR 250 - Twistgrip Motorcycles	**7**	16:54.865	**1:47.184**	0.900	73.72	**2:22.801**	6	20	11
10	**73**	C	4	**Colvin TURNER**	Yamaha TZR 250 -	**7**	17:02.055	**1:54.374**	7.190	73.20	**2:22.812**	4	12	2
11	**50**	JC	1	**Chris WHITLOCK**	Yamaha TZR 250 - TVC technology solutions	**7**	17:06.764	**1:59.083**	4.709	72.86	**2:25.251**	4	15	4
12	**77**	JC	2	**Adam COLLINS**	Yamaha TZR 250 - 2 Cows Racing	**7**	17:17.643	**2:09.962**	10.879	72.10	**2:26.154**	7	16	4
13	**67**	C	5	**Mark BAILEY**	Yamaha TZR 250 - Elite AC Ltd. madbikerdesigns	**7**	17:18.553	**2:10.872**	0.910	72.03	**2:26.342**	4	14	1
14	**69**	C	6	**Mark ELLERAY**	Yamaha TZR 250 - Abbot Solutions Ltd	**6**	15:11.002	**1 Lap**	1 Lap	70.39	**2:24.261**	4	13	-1
					NOT CLASSIFIED									
DNF	**100**			**Mark BISWELL**	Yamaha TZR 250 - Mad Biker Designs	**4**	9:07.500	**3 Laps**	2 Laps	78.08	**2:14.449**	2	8	
DNF	**52**			**Haydon SMITH**	Yamaha TZR 250 - HI-Precision Engineering Ltd	**3**	6:35.270	**4 Laps**	1 Lap	81.11	**2:09.695**	2	3	
DNF	**62**	JC		**David PATERSON**	Yamaha TZR 250 - The love of a good woman	**2**	5:14.879	**5 Laps**	1 Lap	67.88	**2:37.511**	2	17	
					FASTEST LAP									
	51			**Kevin WHOLEY**	Yamaha TZR 250 - Twistgrip Motorcycles	**4**	2:06.926		84.20 mph		135.51 kph			
	34	C		**Paul NIELD**	Yamaha TZR 250 - Ridesure	**2**	2:15.150		79.08 mph		127.27 kph			
	50	JC		**Chris WHITLOCK**	Yamaha TZR 250 - TVC technology solutions	**4**	2:25.251		73.58 mph		118.42 kph			

Class - 92.5% of Race Speed = 76.23 mph
Class C - 92.5% of Race Speed = 72.24 mph
Class JC - 92.5% of Race Speed = 67.39 mph

Weather / Track : Bright / Dry
These results are provisional until the conclusion of any judicial and technical matters.

Date: 28/06/2026 Start: 17:26 Finish: 17:41
Snetterton 300: 2.9689 miles

Clerk Of Course: Caroline Patterson / Tony MacBride

Timekeeper: Craig Smith

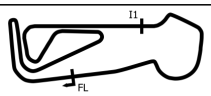

Results can be found at www.tsl-timing.com

Printed - 17:46 Sunday, 28 June 2026

BMCRC - MRO Championships - Rnd 5 @ Snetterton 300

Yamaha Past Masters

RACE 19 - LAP CHART

LAP 1 @ 17:28:38.081

NO	BEHIND	LAP TIME
51		2:13.671
52	1.019	2:14.690
110	5.839	2:19.510
27	6.174	2:19.845
26	6.177	2:19.848
166	6.237	2:19.908
34	6.978	2:20.649
100	8.223	2:21.894
31	8.679	2:22.350
333	16.988	2:30.659
50	17.089	2:30.760
73	17.317	2:30.988
162	18.511	2:32.182
67	20.490	2:34.161
77	21.256	2:34.927
69	23.597	2:37.268
62	23.697	2:37.368

LAP 2 @ 17:30:47.419

NO	BEHIND	LAP TIME
51		2:09.338
52	1.376	2:09.695
166	8.043	2:11.144
110	10.274	2:13.773
26	10.628	2:13.789
27	11.868	2:15.032
34	12.790	2:15.150
100	13.334	2:14.449
31	15.938	2:16.597
333	32.037	2:24.387
50	33.647	2:25.896
73	33.682	2:25.703
162	34.122	2:24.949
67	38.860	2:27.708
77	39.137	2:27.219
69	39.604	2:25.345
62	51.870	2:37.511

LAP 3 @ 17:32:55.406

NO	BEHIND	LAP TIME
51		2:07.987
52	4.274	2:10.885
166	11.195	2:11.139
110	15.421	2:13.134
26	15.667	2:13.026
27	17.840	2:13.959
100	20.290	2:14.943
34	21.023	2:16.220
31	25.906	2:17.955
333	48.225	2:24.175
73	48.868	2:23.173
162	49.303	2:23.168
50	51.117	2:25.457
69	57.718	2:26.101
67	58.638	2:27.765
77	58.722	2:27.572

LAP 4 @ 17:35:02.332

NO	BEHIND	LAP TIME
51		2:06.926
166	15.292	2:11.023
110	21.486	2:12.991
26	21.974	2:13.233
27	25.327	2:14.413
100	29.578	2:16.214
34	30.556	2:16.459
31	35.960	2:16.980
333	1:04.359	2:23.060
73	1:04.754	2:22.812
162	1:05.588	2:23.211
50	1:09.442	2:25.251
69	1:15.053	2:24.261
67	1:18.054	2:26.342
77	1:18.682	2:26.886

LAP 5 @ 17:37:10.941

NO	BEHIND	LAP TIME
51		2:08.609
166	18.480	2:11.797
110	26.952	2:14.075
26	27.250	2:13.885
27	36.351	2:19.633
34	38.314	2:16.367
31	45.025	2:17.674
333	1:19.002	2:23.252
162	1:19.959	2:22.980
73	1:21.956	2:25.811
50	1:28.007	2:27.174
67	1:36.964	2:27.519
77	1:37.496	2:27.423
69	1:56.859	2:50.415

LAP 6 @ 17:39:21.023

NO	BEHIND	LAP TIME
51		2:10.082
166	21.674	2:13.276
110	30.333	2:13.463
26	30.774	2:13.606
27	41.867	2:15.598
34	44.577	2:16.345
31	53.349	2:18.406
333	1:31.846	2:22.926
162	1:32.678	2:22.801
73	1:37.280	2:25.406
50	1:43.943	2:26.018
67	1:54.132	2:27.250
77	1:54.876	2:27.462

LAP 7 @ 17:41:32.091

NO	BEHIND	LAP TIME
51		2:11.068
69	1 Lap	2:27.612
166	25.031	2:14.425
110	32.630	2:13.365
26	32.932	2:13.226
27	46.840	2:16.041
34	50.271	2:16.762
31	1:00.324	2:18.043
333	1:46.284	2:25.506
162	1:47.184	2:25.574
73	1:54.374	2:28.162
50	1:59.083	2:26.208
77	2:09.962	2:26.154
67	2:10.872	2:27.808

Weather / Track : Bright / Dry

Snetterton 300: 2.9689 miles
Date: 28/06/2026 Start: 17:26 Finish: 17:41

Results can be found at www.tsl-timing.com

Printed - 17:45 Sunday, 28 June 2026

BMCRC - MRO Championships - Rnd 5 @ Snetterton 300

Yamaha Past Masters

RACE 19 - POSITION CHART

No	Name	Lap Pos	1	2	3	4	5	6	7
51	WHOLEY	1	51	51	51	51	51	51	51
27	HAYWARD	2	52	52	52	166	166	166	166
52	SMITH	3	110	166	166	110	110	110	110
166	RIDLEY	4	27	110	110	26	26	26	26
110	HAIGH	5	26	26	26	27	27	27	27
34	NIELD	6	166	27	27	100	34	34	34
26	LEE	7	34	34	100	34	31	31	31
100	BISWELL	8	100	100	34	31	333	333	333
31	MARSHALL	9	31	31	31	333	162	162	162
333	STUBBERFIELD	10	333	333	333	73	73	73	73
73	TURNER	11	50	50	73	162	50	50	50
69	ELLERAY	12	73	73	162	50	67	67	77
67	BAILEY	13	162	162	50	69	77	77	67
50	WHITLOCK	14	67	67	69	67	69	69	
77	COLLINS	15	77	77	67	77			
62	PATERSON	16	69	69	77				
162	COOPER	17	62	62					

Weather / Track : Bright / Dry

Snetterton 300: 2.9689 miles
Date: 28/06/2026 Start: 17:26 Finish: 17:41

Results can be found at www.tsl-timing.com

Printed - 17:45 Sunday, 28 June 2026

BMCRC - MRO Championships - Rnd 5 @ Snetterton 300

Yamaha Past Masters

RACE 19 - SECTOR ANALYSIS

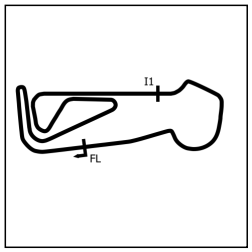

SECTOR 1 = FL to I1, SECTOR 2 = I1 to FL, DIFF = Difference To Personal Best Lap, P = Crossed Finish Line in Pit Lane, D = Time Disallowed

P1 51 Kevin WHOLEY — Yamaha TZR 250 - Twistgrip Motorcycles

IDEAL LAP TIME : 2:06.926 BEST LAP TIME : 2:06.926 DIFFERENCE : 0.000

LAP	SECTOR 1	SECTOR 2	LAP TIME		MPH	DIFF	TIME OF DAY
1 -		42.631	2:13.671		79.95	6.745	17:28:38.081
2 -	1:26.282	43.056	2:09.338		82.63	2.412	17:30:47.419
3 -	1:25.613	42.374	2:07.987	(2)	83.50	1.061	17:32:55.406
4 -	***1:24.942***	***41.984***	***2:06.926***	**(1)**	***84.20***		***17:35:02.332***
5 -	1:25.390	43.219	2:08.609	(3)	83.10	1.683	17:37:10.941
6 -	1:26.369	43.713	2:10.082		82.16	3.156	17:39:21.023
7 -	1:27.645	43.423	2:11.068		81.54	4.142	17:41:32.091

P2 166 Tom RIDLEY — Yamaha TZR 250 - Chamery Hall Roundhouses

IDEAL LAP TIME : 2:10.791 BEST LAP TIME : 2:11.023 DIFFERENCE : 0.232

LAP	SECTOR 1	SECTOR 2	LAP TIME		MPH	DIFF	TIME OF DAY
1 -		44.646	2:19.908		76.39	8.885	17:28:44.318
2 -	1:27.615	***43.529***	2:11.144	(3)	81.49	0.121	17:30:55.462
3 -	***1:27.262***	43.877	2:11.139	(2)	81.50	0.116	17:33:06.601
4 -	1:27.277	43.746	***2:11.023***	**(1)**	***81.57***		***17:35:17.624***
5 -	1:27.881	43.916	2:11.797		81.09	0.774	17:37:29.421
6 -	1:29.026	44.250	2:13.276		80.19	2.253	17:39:42.697
7 -	1:29.723	44.702	2:14.425		79.50	3.402	17:41:57.122

P3 110 Mark HAIGH — Yamaha TZR 250 - Chesterfield CarClinic/2T

IDEAL LAP TIME : 2:12.824 BEST LAP TIME : 2:12.991 DIFFERENCE : 0.167

LAP	SECTOR 1	SECTOR 2	LAP TIME		MPH	DIFF	TIME OF DAY
1 -		44.888	2:19.510		76.61	6.519	17:28:43.920
2 -	1:29.294	***44.479***	2:13.773		79.89	0.782	17:30:57.693
3 -	***1:28.345***	44.789	2:13.134	(2)	80.28	0.143	17:33:10.827
4 -	1:28.442	44.549	***2:12.991***	**(1)**	***80.36***		***17:35:23.818***
5 -	1:29.310	44.765	2:14.075		79.71	1.084	17:37:37.893
6 -	1:28.508	44.955	2:13.463		80.08	0.472	17:39:51.356
7 -	1:28.740	44.625	2:13.365	(3)	80.14	0.374	17:42:04.721

P4 26 Damian LEE — Yamaha TZR 250 - Leed Autos

IDEAL LAP TIME : 2:13.017 BEST LAP TIME : 2:13.026 DIFFERENCE : 0.009

LAP	SECTOR 1	SECTOR 2	LAP TIME		MPH	DIFF	TIME OF DAY
1 -		45.067	2:19.848		76.42	6.822	17:28:44.258
2 -	1:29.077	44.712	2:13.789		79.88	0.763	17:30:58.047
3 -	1:28.380	***44.646***	***2:13.026***	**(1)**	***80.34***		***17:33:11.073***
4 -	1:28.513	44.720	2:13.233	(3)	80.22	0.207	17:35:24.306
5 -	1:29.005	44.880	2:13.885		79.83	0.859	17:37:38.191
6 -	1:28.797	44.809	2:13.606		79.99	0.580	17:39:51.797
7 -	***1:28.371***	44.855	2:13.226	(2)	80.22	0.200	17:42:05.023

P5 27 Richard HAYWARD — Yamaha TZR 250 - BC vehicle repairs/ Merlin Pipes

IDEAL LAP TIME : 2:13.728 BEST LAP TIME : 2:13.959 DIFFERENCE : 0.231

LAP	SECTOR 1	SECTOR 2	LAP TIME		MPH	DIFF	TIME OF DAY
1 -		45.002	2:19.845		76.42	5.886	17:28:44.255
2 -	1:30.493	***44.539***	2:15.032	(3)	79.15	1.073	17:30:59.287
3 -	***1:29.189***	44.770	***2:13.959***	**(1)**	***79.78***		***17:33:13.246***
4 -	1:29.380	45.033	2:14.413	(2)	79.51	0.454	17:35:27.659
5 -	1:29.542	50.091	2:19.633		76.54	5.674	17:37:47.292
6 -	1:29.553	46.045	2:15.598		78.82	1.639	17:40:02.890
7 -	1:30.093	45.948	2:16.041		78.56	2.082	17:42:18.931

Weather / Track : Bright / Dry

Snetterton 300: 2.9689 miles
Date: 28/06/2026 Start: 17:26 Finish: 17:41

BMCRC - MRO Championships - Rnd 5 @ Snetterton 300

Yamaha Past Masters

RACE 19 - SECTOR ANALYSIS

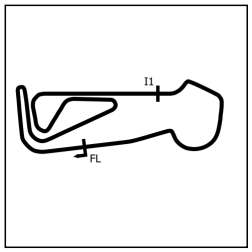

SECTOR 1 = FL to I1, SECTOR 2 = I1 to FL, DIFF = Difference To Personal Best Lap, P = Crossed Finish Line in Pit Lane, D = Time Disallowed

P6 34 C Paul NIELD — Yamaha TZR 250 - Ridesure

IDEAL LAP TIME : 2:15.150 BEST LAP TIME : 2:15.150 DIFFERENCE : 0.000

LAP	SECTOR 1	SECTOR 2	LAP TIME		MPH	DIFF	TIME OF DAY
1 -		44.841	2:20.649		75.99	5.499	17:28:45.059
2 -	***1:30.349***	***44.801***	***2:15.150***	***(1)***	***79.08***		***17:31:00.209***
3 -	1:30.898	45.322	2:16.220	**(2)**	78.46	1.070	17:33:16.429
4 -	1:30.899	45.560	2:16.459		78.32	1.309	17:35:32.888
5 -	1:30.704	45.663	2:16.367		78.37	1.217	17:37:49.255
6 -	1:30.528	45.817	2:16.345	**(3)**	78.38	1.195	17:40:05.600
7 -	1:30.863	45.899	2:16.762		78.15	1.612	17:42:22.362

P7 31 C Abigail MARSHALL — Yamaha TZR 250 - Len Whalin Racing and Macrae Racing

IDEAL LAP TIME : 2:15.888 BEST LAP TIME : 2:16.597 DIFFERENCE : 0.709

LAP	SECTOR 1	SECTOR 2	LAP TIME		MPH	DIFF	TIME OF DAY
1 -		***45.012***	2:22.350		75.08	5.753	17:28:46.760
2 -	***1:30.876***	45.721	***2:16.597***	***(1)***	***78.24***		***17:31:03.357***
3 -	1:32.054	45.901	2:17.955		77.47	1.358	17:33:21.312
4 -	1:30.979	46.001	2:16.980	**(2)**	78.02	0.383	17:35:38.292
5 -	1:31.593	46.081	2:17.674	**(3)**	77.63	1.077	17:37:55.966
6 -	1:31.988	46.418	2:18.406		77.22	1.809	17:40:14.372
7 -	1:31.814	46.229	2:18.043		77.42	1.446	17:42:32.415

P8 333 C Mark STUBBERFIELD — Yamaha TZR 250 - Polished concrete London

IDEAL LAP TIME : 2:22.131 BEST LAP TIME : 2:22.926 DIFFERENCE : 0.795

LAP	SECTOR 1	SECTOR 2	LAP TIME		MPH	DIFF	TIME OF DAY
1 -		49.070	2:30.659		70.94	7.733	17:28:55.069
2 -	1:35.919	48.468	2:24.387		74.02	1.461	17:31:19.456
3 -	1:35.630	48.545	2:24.175		74.13	1.249	17:33:43.631
4 -	***1:34.211***	48.849	2:23.060	**(2)**	74.71	0.134	17:36:06.691
5 -	1:35.332	***47.920***	2:23.252	**(3)**	74.61	0.326	17:38:29.943
6 -	1:34.516	48.410	***2:22.926***	***(1)***	***74.78***		***17:40:52.869***
7 -	1:36.850	48.656	2:25.506		73.45	2.580	17:43:18.375

P9 162 Darren COOPER — Yamaha TZR 250 - Twistgrip Motorcycles

IDEAL LAP TIME : 2:22.261 BEST LAP TIME : 2:22.801 DIFFERENCE : 0.540

LAP	SECTOR 1	SECTOR 2	LAP TIME		MPH	DIFF	TIME OF DAY
1 -		48.231	2:32.182		70.23	9.381	17:28:56.592
2 -	1:36.282	48.667	2:24.949		73.73	2.148	17:31:21.541
3 -	1:35.287	***47.881***	2:23.168	**(3)**	74.65	0.367	17:33:44.709
4 -	1:35.214	47.997	2:23.211		74.63	0.410	17:36:07.920
5 -	1:34.673	48.307	2:22.980	**(2)**	74.75	0.179	17:38:30.900
6 -	***1:34.380***	48.421	***2:22.801***	***(1)***	***74.84***		***17:40:53.701***
7 -	1:36.643	48.931	2:25.574		73.42	2.773	17:43:19.275

P10 73 C Colvin TURNER — Yamaha TZR 250 -

IDEAL LAP TIME : 2:22.600 BEST LAP TIME : 2:22.812 DIFFERENCE : 0.212

LAP	SECTOR 1	SECTOR 2	LAP TIME		MPH	DIFF	TIME OF DAY
1 -		48.353	2:30.988		70.78	8.176	17:28:55.398
2 -	1:36.332	49.371	2:25.703		73.35	2.891	17:31:21.101
3 -	***1:34.366***	48.807	2:23.173	**(2)**	74.65	0.361	17:33:44.274
4 -	1:34.465	48.347	***2:22.812***	***(1)***	***74.84***		***17:36:07.086***
5 -	1:37.577	***48.234***	2:25.811		73.30	2.999	17:38:32.897
6 -	1:36.443	48.963	2:25.406	**(3)**	73.50	2.594	17:40:58.303
7 -	1:38.850	49.312	2:28.162		72.13	5.350	17:43:26.465

Weather / Track : Bright / Dry

Snetterton 300: 2.9689 miles
Date: 28/06/2026 Start: 17:26 Finish: 17:41

BMCRC - MRO Championships - Rnd 5 @ Snetterton 300

Yamaha Past Masters

RACE 19 - SECTOR ANALYSIS

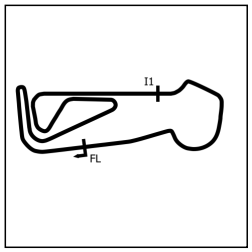

SECTOR 1 = FL to I1, SECTOR 2 = I1 to FL, DIFF = Difference To Personal Best Lap, P = Crossed Finish Line in Pit Lane, D = Time Disallowed

P11 50 JC Chris WHITLOCK — Yamaha TZR 250 - TVC technology solutions

IDEAL LAP TIME : 2:24.792 BEST LAP TIME : 2:25.251 DIFFERENCE : 0.459

LAP	SECTOR 1	SECTOR 2	LAP TIME		MPH	DIFF	TIME OF DAY
1 -		48.654	2:30.760		70.89	5.509	17:28:55.170
2 -	1:37.212	48.684	2:25.896	(3)	73.25	0.645	17:31:21.066
3 -	1:36.581	48.876	2:25.457	(2)	73.47	0.206	17:33:46.523
4 -	***1:36.368***	48.883	***2:25.251***	(1)	***73.58***		***17:36:11.774***
5 -	1:37.916	49.258	2:27.174		72.62	1.923	17:38:38.948
6 -	1:37.594	***48.424***	2:26.018		73.19	0.767	17:41:04.966
7 -	1:37.218	48.990	2:26.208		73.10	0.957	17:43:31.174

P12 77 JC Adam COLLINS — Yamaha TZR 250 - 2 Cows Racing

IDEAL LAP TIME : 2:25.605 BEST LAP TIME : 2:26.154 DIFFERENCE : 0.549

LAP	SECTOR 1	SECTOR 2	LAP TIME		MPH	DIFF	TIME OF DAY
1 -		49.047	2:34.927		68.98	8.773	17:28:59.337
2 -	1:37.611	49.608	2:27.219	(3)	72.59	1.065	17:31:26.556
3 -	1:37.976	49.596	2:27.572		72.42	1.418	17:33:54.128
4 -	1:36.870	50.016	2:26.886	(2)	72.76	0.732	17:36:21.014
5 -	1:37.416	50.007	2:27.423		72.49	1.269	17:38:48.437
6 -	***1:36.823***	50.639	2:27.462		72.48	1.308	17:41:15.899
7 -	1:37.372	***48.782***	***2:26.154***	(1)	***73.12***		***17:43:42.053***

P13 67 C Mark BAILEY — Yamaha TZR 250 - Elite AC Ltd. madbikerdesigns

IDEAL LAP TIME : 2:26.042 BEST LAP TIME : 2:26.342 DIFFERENCE : 0.300

LAP	SECTOR 1	SECTOR 2	LAP TIME		MPH	DIFF	TIME OF DAY
1 -		50.015	2:34.161		69.33	7.819	17:28:58.571
2 -	1:37.632	50.076	2:27.708		72.35	1.366	17:31:26.279
3 -	1:37.597	50.168	2:27.765		72.33	1.423	17:33:54.044
4 -	***1:36.518***	49.824	***2:26.342***	(1)	***73.03***		***17:36:20.386***
5 -	1:37.533	49.986	2:27.519	(3)	72.45	1.177	17:38:47.905
6 -	1:37.074	50.176	2:27.250	(2)	72.58	0.908	17:41:15.155
7 -	1:38.284	***49.524***	2:27.808		72.31	1.466	17:43:42.963

P14 69 C Mark ELLERAY — Yamaha TZR 250 - Abbot Solutions Ltd

IDEAL LAP TIME : 2:24.245 BEST LAP TIME : 2:24.261 DIFFERENCE : 0.016

LAP	SECTOR 1	SECTOR 2	LAP TIME		MPH	DIFF	TIME OF DAY
1 -		50.132	2:37.268		67.96	13.007	17:29:01.678
2 -	1:37.086	***48.259***	2:25.345	(2)	73.53	1.084	17:31:27.023
3 -	1:37.208	48.893	2:26.101	(3)	73.15	1.840	17:33:53.124
4 -	***1:35.986***	48.275	***2:24.261***	(1)	***74.08***		***17:36:17.385***
5 -	1:36.548	1:13.867	2:50.415		62.71	26.154	17:39:07.800
6 -	1:38.494	49.118	2:27.612		72.40	3.351	17:41:35.412

P15 100 Mark BISWELL — Yamaha TZR 250 - Mad Biker Designs

IDEAL LAP TIME : 2:14.449 BEST LAP TIME : 2:14.449 DIFFERENCE : 0.000

LAP	SECTOR 1	SECTOR 2	LAP TIME		MPH	DIFF	TIME OF DAY
1 -		45.304	2:21.894		75.32	7.445	17:28:46.304
2 -	***1:29.837***	***44.612***	***2:14.449***	(1)	***79.49***		***17:31:00.753***
3 -	1:30.051	44.892	2:14.943	(2)	79.20	0.494	17:33:15.696
4 -	1:29.929	46.285	2:16.214	(3)	78.46	1.765	17:35:31.910
5 -	1:33.683						

P16 52 Haydon SMITH — Yamaha TZR 250 - HI-Precision Engineering Ltd

IDEAL LAP TIME : 2:09.631 BEST LAP TIME : 2:09.695 DIFFERENCE : 0.064

LAP	SECTOR 1	SECTOR 2	LAP TIME		MPH	DIFF	TIME OF DAY
1 -		***43.150***	2:14.690		79.35	4.995	17:28:39.100
2 -	***1:26.481***	43.214	***2:09.695***	(1)	***82.40***		***17:30:48.795***
3 -	1:27.540	43.345	2:10.885	(2)	81.66	1.190	17:32:59.680
4 -	1:27.068						

Weather / Track : Bright / Dry

Snetterton 300: 2.9689 miles
Date: 28/06/2026 Start: 17:26 Finish: 17:41

BMCRC - MRO Championships - Rnd 5 @ Snetterton 300

Yamaha Past Masters

RACE 19 - SECTOR ANALYSIS

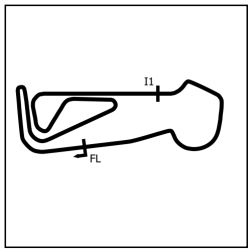

SECTOR 1 = FL to I1, SECTOR 2 = I1 to FL, DIFF = Difference To Personal Best Lap, P = Crossed Finish Line in Pit Lane, D = Time Disallowed

P17 62 JC David PATERSON Yamaha TZR 250 - The love of a good woman

IDEAL LAP TIME : 2:34.737 BEST LAP TIME : 2:37.511 DIFFERENCE : 2.774

LAP	SECTOR 1	SECTOR 2	LAP TIME	MPH	DIFF	TIME OF DAY
1 -		***50.567***	2:37.368	67.91		17:29:01.778
2 -	***1:44.170***	53.341	***2:37.511*** **(1)**	***67.85***		***17:31:39.289***

Weather / Track : Bright / Dry

Snetterton 300: 2.9689 miles
Date: 28/06/2026 Start: 17:26 Finish: 17:41

BMCRC - MRO Championships - Rnd 5 @ Snetterton 300

Yamaha Past Masters

RACE 19 - BEST SECTORS

	SECTOR 1		SECTOR 2	
POS	NO	TIME	NO	TIME
1	**51**	**1:24.942**	**51**	**41.984**
2	**52**	**1:26.481**	**52**	**43.150**
3	**166**	**1:27.262**	**166**	**43.529**
4	**110**	**1:28.345**	**110**	**44.479**
5	**26**	**1:28.371**	**27**	**44.539**
6	**27**	**1:29.189**	**100**	**44.612**
7	**100**	**1:29.837**	**26**	**44.646**
8	**34**	**1:30.349**	**34**	**44.801**
9	**31**	**1:30.876**	**31**	**45.012**
10	**333**	**1:34.211**	**162**	**47.881**
11	**73**	**1:34.366**	**333**	**47.920**
12	**162**	**1:34.380**	**73**	**48.234**
13	**69**	**1:35.986**	**69**	**48.259**
14	**50**	**1:36.368**	**50**	**48.424**
15	**67**	**1:36.518**	**77**	**48.782**
16	**77**	**1:36.823**	**67**	**49.524**
17	**62**	**1:44.170**	**62**	**50.567**

IDEAL / BEST COMPARISON

POS	NO	NAME	IDEAL	BEST	DIFF
		PERFECT LAP	**2:06.926**		
1	**51**	WHOLEY	2:06.926	2:06.926	**0.000**
2	**52**	SMITH	2:09.631	2:09.695	**0.064**
3	**166**	RIDLEY	2:10.791	2:11.023	**0.232**
4	**110**	HAIGH	2:12.824	2:12.991	**0.167**
5	**26**	LEE	2:13.017	2:13.026	**0.009**
6	**27**	HAYWARD	2:13.728	2:13.959	**0.231**
7	**100**	BISWELL	2:14.449	2:14.449	**0.000**
8	**34**	NIELD	2:15.150	2:15.150	**0.000**
9	**31**	MARSHALL	2:15.888	2:16.597	**0.709**
10	**333**	STUBBERFIELD	2:22.131	2:22.926	**0.795**
11	**162**	COOPER	2:22.261	2:22.801	**0.540**
12	**73**	TURNER	2:22.600	2:22.812	**0.212**
13	**69**	ELLERAY	2:24.245	2:24.261	**0.016**
14	**50**	WHITLOCK	2:24.792	2:25.251	**0.459**
15	**77**	COLLINS	2:25.605	2:26.154	**0.549**
16	**67**	BAILEY	2:26.042	2:26.342	**0.300**
17	**62**	PATERSON	2:34.737	2:37.511	**2.774**

Weather / Track : Bright / Dry

Snetterton 300: 2.9689 miles
Date: 28/06/2026 Start: 17:26 Finish: 17:41

Results can be found at www.tsl-timing.com

Printed - 17:45 Sunday, 28 June 2026

BMCRC - MRO Championships - Rnd 5 @ Snetterton 300

Yamaha Past Masters

RACE 19 - STATISTICS

Competitors Started	17
Planned Start	2026-06-28 @ 17:20:00.000
Actual Start	2026-06-28 @ 17:26:24.409
Finish Time	2026-06-28 @ 17:41:32.090
Track Length	2.9689mi.
Total Laps	106
Total Distance Covered	314.7046mi.

Session Fastest Lap History

NO	CL	NAME	LAP TIME	TIME OF DAY	LAP	VEHICLE
51		**Kevin WHOLEY**	**2:09.338**	17:30:47.419	2	Yamaha TZR 250
51		**Kevin WHOLEY**	**2:07.987**	17:32:55.406	3	Yamaha TZR 250
51		**Kevin WHOLEY**	**2:06.926**	17:35:02.332	4	Yamaha TZR 250

Session Leader History

NO	CL	NAME	FROM LAP	LAPS LED	DISTANCE	VEHICLE
51		**Kevin WHOLEY**	1	7	20.78 miles	Yamaha TZR 250

Flag History

TYPE	TIME OF DAY
GREEN	17:26:24.409
FINISH	17:41:32.090

Flag Statistics

TYPE	COUNT	TOTAL LAPS	TOTAL TIME
Green	1	7	17:52.624
Red	0	0	0.000
Safety Car	0	0	0.000
FCY	0	0	0.000

Weather / Track : Bright / Dry

Snetterton 300: 2.9689 miles
Date: 28/06/2026 Start: 17:26 Finish: 17:41

BMCRC - MRO Championships - Rnd 5 @ Snetterton 300

Yamaha Past Masters

RACE 19 - STATISTICS

CLASS : 8 Starters

Fastest Lap History

NO	NAME	LAP TIME	TIME OF DAY	LAP	VEHICLE
51	**Kevin WHOLEY**	**2:09.338**	17:30:47.419	2	Yamaha TZR 250
51	**Kevin WHOLEY**	**2:07.987**	17:32:55.406	3	Yamaha TZR 250
51	**Kevin WHOLEY**	**2:06.926**	17:35:02.332	4	Yamaha TZR 250

Leader History

NO	NAME	FROM LAP	LAPS LED	DISTANCE	VEHICLE
51	**Kevin WHOLEY**	1	7	20.78 miles	Yamaha TZR 250

BMCRC - MRO Championships - Rnd 5 @ Snetterton 300

Yamaha Past Masters

RACE 19 - STATISTICS

CLASS : C

6 Starters

Fastest Lap History

NO	NAME	LAP TIME	TIME OF DAY	LAP	VEHICLE
34	**Paul NIELD**	**2:15.150**	17:31:00.209	2	Yamaha TZR 250

Leader History

NO	NAME	FROM LAP	LAPS LED	DISTANCE	VEHICLE
34	**Paul NIELD**	1	7	20.78 miles	Yamaha TZR 250

BMCRC - MRO Championships - Rnd 5 @ Snetterton 300

Yamaha Past Masters

RACE 19 - STATISTICS

CLASS : JC

3 Starters

Fastest Lap History

NO	NAME	LAP TIME	TIME OF DAY	LAP	VEHICLE
50	**Chris WHITLOCK**	**2:25.896**	17:31:21.066	2	Yamaha TZR 250
50	**Chris WHITLOCK**	**2:25.457**	17:33:46.523	3	Yamaha TZR 250
50	**Chris WHITLOCK**	**2:25.251**	17:36:11.774	4	Yamaha TZR 250

Leader History

NO	NAME	FROM LAP	LAPS LED	DISTANCE	VEHICLE
50	**Chris WHITLOCK**	1	7	20.78 miles	Yamaha TZR 250