BMCRC-MRO CHAMPIONSHIPS 2026

Round 8

Snetterton 300

5th / 6th September 2026

Timing, Results & Points Provided by Timing Solutions Ltd

www.tsl-timing.com





HELMET CITY
MRO SUPERSPORT 600 &
MRO CLUBMAN 600

BMCRC-MRO Championships – Round 8

Snetterton 300

5th / 6th September 2026

Timing & Results Provided by Timing Solutions Ltd

www.tsl-timing.com

Snetterton 300 Circuit

Norwich, Norfolk, UK

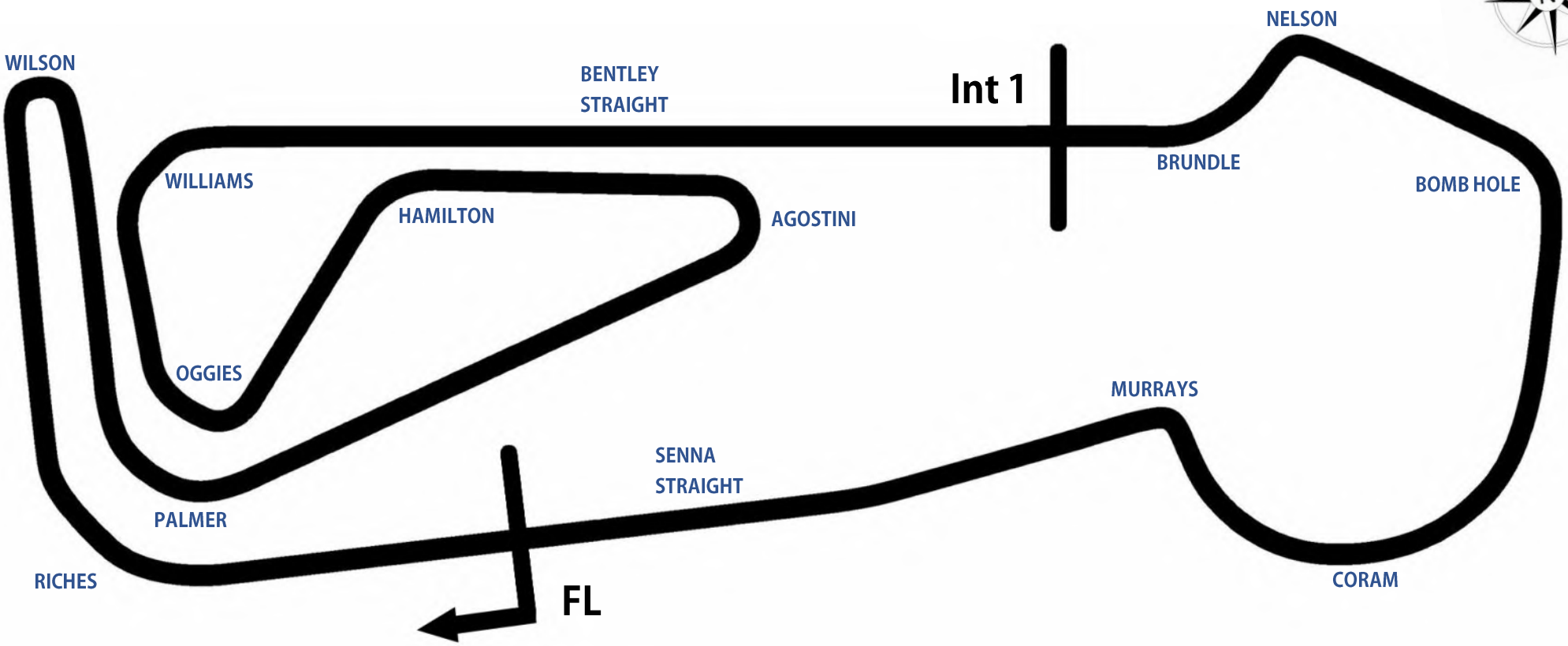

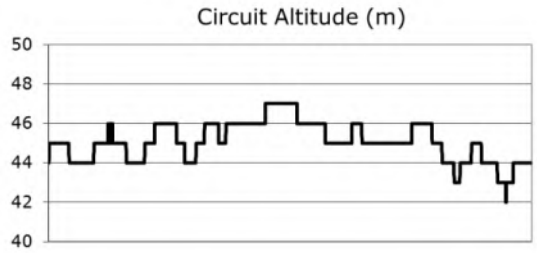

Length	2.9689 miles | 4.778 km | 4778.0 m		
FL		52.46340 N	0.94476 E
Int 1	3198m	52.46617 N	0.94964 E
Pit Entry	4572m	52.46364 N	0.94774 E
Pit Exit	40m after FL	52.46338 N	0.94420 E
Pit Entry - Pit Exit	246m, 17.7S @ 50kph, 14.7s @ 60kph		

Results & Live Timing available at – www.tsl-timing.com

Updated - 14/03/2024 14:52

BMCRC - MRO Championships - Rnd 8 @ Snetterton

Helmet City MRO Supersport 600 inc Clubman 600

QUALIFYING - CLASSIFICATION



POS	NO	CL	PIC	NAME	ENTRY	TIME	ON	LAPS	GAP	DIFF	MPH
1	**76**		1	**Anthony JOHNSON**	Triumph DAYTONA 675 - Sussex Independent Financi	**1:56.293**	6	8			91.90
2	**91**		2	**Sam HIRST**	Kawasaki ZX-636 - Team Valley Racing	**1:57.621**	7	7	**1.328**	1.328	90.86
3	**1**		3	**Henry ROSS**	Yamaha R6 -	**1:57.680**	8	8	**1.387**	0.059	90.82
4	**48**		4	**Rhys FORREST**	Kawasaki 600 - Mark Disley Restoration & Building Ltd	**1:58.608**	8	8	**2.315**	0.928	90.11
5	**167**		5	**Kyle JENKINS**	Triumph 765 - RJS Superbike, Mclen & Co	**1:58.808**	7	7	**2.515**	0.200	89.96
6	**56**		6	**Michael MILLS**	Yamaha R6 -	**1:59.227**	5	7	**2.934**	0.419	89.64
7	**169**		7	**Gareth CUNNINGHAM**	- Hobbs Roofing	**1:59.409**	6	8	**3.116**	0.182	89.50
8	**96**	C	1	**William HOWARTH**	Yamaha R6 -	**1:59.595**	8	8	**3.302**	0.186	89.36
9	**35**		8	**Kai DICKINSON**	Yamaha R6 - Dad	**1:59.665**	7	8	**3.372**	0.070	89.31
10	**19**		9	**Tyler DONOVAN**	Yamaha R6 - TMT Racing	**2:00.922**	5	6	**4.629**	1.257	88.38
11	**59**		10	**Jack ANDREWS**	Triumph STREET TRIPLE 765 RS - B1 Barbers and pc	**2:02.983**	6	6	**6.690**	2.061	86.90
12	**187**		11	**Andrew GILL**	Kawasaki ZX636 -	**2:03.545**	5	7	**7.252**	0.562	86.51
13	**117**	C	2	**Ben JENNISON**	Triumph DAYTONA 675 - Orbit Machinery Engineering	**2:04.566**	8	8	**8.273**	1.021	85.80
14	**60**	C	3	**Dean NEAL**	Yamaha R6 - Acute Civil Engineering Ltd	**2:05.020**	5	7	**8.727**	0.454	85.49
15	**55**	C	4	**Stuart ROBERTS**	Honda CBR 600RR - Sweatbank gym/Body Fix Coach	**2:05.444**	5	5	**9.151**	0.424	85.20
16	**74**	C	5	**Tom VAUGHAN**	Yamaha R6 - Stockbridge Trading Ltd,Lamonde Autom	**2:05.898**	5	5	**9.605**	0.454	84.89
17	**88**		12	**Calvin GRIMES**	Yamaha R6 - Colorcote, Lustre Coatings, Frostbite Serv	**2:06.699**	3	5	**10.406**	0.801	84.35
18	**154**		13	**Andrew SAUNDERS**	Triumph 765 - Ron G & Super Sam			1			
19	**112**	C	6	**Jake DONKERSLEY**	Yamaha R6 -			0			

Weather / Track : Bright / Dry

These results are provisional until the conclusion of any judicial and technical matters.

Date: 05/09/2026 Start: 11:04 Finish: 11:19

Snetterton 300: 2.9689 miles

Clerk Of Course: Den Grant / Caroline Patterson	Timekeeper: Richard Evans	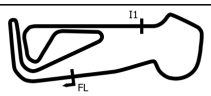

Results can be found at www.tsl-timing.com

Printed - 11:22 Saturday, 05 September 2026

BMCRC - MRO Championships - Rnd 8 @ Snetterton

Helmet City MRO Supersport 600 inc Clubman 600

QUALIFYING - SECTOR ANALYSIS

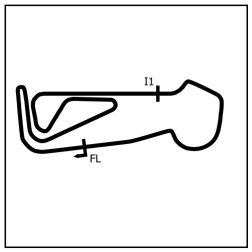

SECTOR 1 = FL to I1, SECTOR 2 = I1 to FL, DIFF = Difference To Personal Best Lap, P = Crossed Finish Line in Pit Lane, D = Time Disallowed

P1 76 Anthony JOHNSON — Triumph DAYTONA 675 - Sussex Independent Financial Advise

IDEAL LAP TIME : 1:56.293 BEST LAP TIME : 1:56.293 DIFFERENCE : 0.000

LAP	SECTOR 1	SECTOR 2	LAP TIME		MPH	DIFF	TIME OF DAY
1 -	1:22.115	40.488	2:02.603		87.17	6.310	11:07:11.902
2 -	1:18.398	39.232	1:57.630		90.86	1.337	11:09:09.532
3 -	1:17.773	39.411	1:57.184		91.20	0.891	11:11:06.716
4 -	1:17.618	39.063	1:56.681	(3)	91.60	0.388	11:13:03.397
5 -	1:17.429	39.059	1:56.488	(2)	91.75	0.195	11:14:59.885
6 -	***1:17.355***	***38.938***	***1:56.293***	**(1)**	***91.90***		***11:16:56.178***
7 -	1:17.701	39.260	1:56.961		91.38	0.668	11:18:53.139
8 -	1:17.803	39.517	1:57.320		91.10	1.027	11:20:50.459

P2 91 Sam HIRST — Kawasaki ZX-636 - Team Valley Racing

IDEAL LAP TIME : 1:57.621 BEST LAP TIME : 1:57.621 DIFFERENCE : 0.000

LAP	SECTOR 1	SECTOR 2	LAP TIME		MPH	DIFF	TIME OF DAY
1 -	1:23.118	40.737	2:03.855		86.29	6.234	11:07:28.400
2 -	1:18.698	40.172	1:58.870	(3)	89.91	1.249	11:09:27.270
3 -	1:28.176	43.965	2:12.141		80.88	14.520	11:11:39.411
4 -	1:18.093	39.928	1:58.021	(2)	90.56	0.400	11:13:37.432
5 -	1:19.144	IN PIT	2:47.954	**P**	63.63	50.333	11:16:25.386
6 -	OUTLAP	41.117	2:05.115		85.42	7.494	11:18:30.501
7 -	***1:17.891***	***39.730***	***1:57.621***	**(1)**	***90.86***		***11:20:28.122***

P3 1 Henry ROSS — Yamaha R6 -

IDEAL LAP TIME : 1:57.528 BEST LAP TIME : 1:57.680 DIFFERENCE : 0.152

LAP	SECTOR 1	SECTOR 2	LAP TIME		MPH	DIFF	TIME OF DAY
1 -	1:22.171	40.287	2:02.458		87.27	4.778	11:06:59.977
2 -	1:19.828	40.208	2:00.036		89.04	2.356	11:09:00.013
3 -	1:19.101	39.684	1:58.785		89.97	1.105	11:10:58.798
4 -	1:19.145	39.562	1:58.707		90.03	1.027	11:12:57.505
5 -	1:18.722	39.541	1:58.263	(2)	90.37	0.583	11:14:55.768
6 -	1:19.013	39.436	1:58.449	(3)	90.23	0.769	11:16:54.217
7 -	1:20.079	***39.263***	1:59.342		89.55	1.662	11:18:53.559
8 -	***1:18.265***	39.415	***1:57.680***	**(1)**	***90.82***		***11:20:51.239***

P4 48 Rhys FORREST — Kawasaki 600 - Mark Disley Restoration & Building Ltd

IDEAL LAP TIME : 1:58.608 BEST LAP TIME : 1:58.608 DIFFERENCE : 0.000

LAP	SECTOR 1	SECTOR 2	LAP TIME		MPH	DIFF	TIME OF DAY
1 -	1:28.217	41.617	2:09.834		82.32	11.226	11:07:13.397
2 -	1:20.960	40.090	2:01.050		88.29	2.442	11:09:14.447
3 -	1:20.505	40.851	2:01.356		88.07	2.748	11:11:15.803
4 -	1:20.217	39.968	2:00.185		88.93	1.577	11:13:15.988
5 -	1:22.469	40.872	2:03.341		86.65	4.733	11:15:19.329
6 -	1:19.970	40.132	2:00.102	(3)	88.99	1.494	11:17:19.431
7 -	1:19.352	39.756	1:59.108	(2)	89.73	0.500	11:19:18.539
8 -	***1:19.306***	***39.302***	***1:58.608***	**(1)**	***90.11***		***11:21:17.147***

P5 167 Kyle JENKINS — Triumph 765 - RJS Superbike, Mclen & Co

IDEAL LAP TIME : 1:58.516 BEST LAP TIME : 1:58.808 DIFFERENCE : 0.292

LAP	SECTOR 1	SECTOR 2	LAP TIME		MPH	DIFF	TIME OF DAY
1 -	1:23.016	40.218	2:03.234		86.72	4.426	11:06:58.888
2 -	1:19.464	39.743	1:59.207	(3)	89.65	0.399	11:08:58.095
3 -	1:19.333	39.710	1:59.043	(2)	89.78	0.235	11:10:57.138
4 -	1:19.543	40.081	1:59.624		89.34	0.816	11:12:56.762
5 -	1:20.501	40.029	2:00.530		88.67	1.722	11:14:57.292
6 -	1:20.187	***39.526***	1:59.713		89.28	0.905	11:16:57.005
7 -	***1:18.990***	39.818	***1:58.808***	**(1)**	***89.96***		***11:18:55.813***
8 -	1:19.801						

Weather / Track : Bright / Dry

Snetterton 300: 2.9689 miles
Date: 05/09/2026 Start: 11:04 Finish: 11:19

BMCRC - MRO Championships - Rnd 8 @ Snetterton

Helmet City MRO Supersport 600 inc Clubman 600

QUALIFYING - SECTOR ANALYSIS

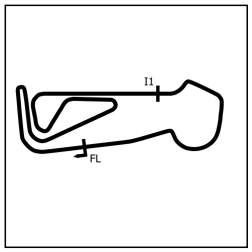

SECTOR 1 = FL to I1, SECTOR 2 = I1 to FL, DIFF = Difference To Personal Best Lap, P = Crossed Finish Line in Pit Lane, D = Time Disallowed

P6 56 Michael MILLS — Yamaha R6 -

IDEAL LAP TIME : 1:59.227 BEST LAP TIME : 1:59.227 DIFFERENCE : 0.000

LAP	SECTOR 1	SECTOR 2	LAP TIME		MPH	DIFF	TIME OF DAY
1 -	1:22.641	40.854	2:03.495		86.54	4.268	11:07:24.811
2 -	1:19.152	40.771	1:59.923	(2)	89.12	0.696	11:09:24.734
3 -	1:19.798	41.023	2:00.821		88.46	1.594	11:11:25.555
4 -	1:20.358	40.514	2:00.872		88.42	1.645	11:13:26.427
5 -	***1:18.861***	***40.366***	***1:59.227***	***(1)***	***89.64***		***11:15:25.654***
6 -	1:39.216	43.442	2:22.658		74.92	23.431	11:17:48.312
7 -	1:19.112	41.127	2:00.239	(3)	88.89	1.012	11:19:48.551

P7 169 Gareth CUNNINGHAM — - Hobbs Roofing

IDEAL LAP TIME : 1:59.409 BEST LAP TIME : 1:59.409 DIFFERENCE : 0.000

LAP	SECTOR 1	SECTOR 2	LAP TIME		MPH	DIFF	TIME OF DAY
1 -	1:22.339	40.485	2:02.824		87.01	3.415	11:07:24.094
2 -	1:19.741	40.494	2:00.235		88.89	0.826	11:09:24.329
3 -	1:19.824	41.337	2:01.161		88.21	1.752	11:11:25.490
4 -	1:19.690	40.486	2:00.176		88.93	0.767	11:13:25.666
5 -	1:19.485	40.195	1:59.680	(2)	89.30	0.271	11:15:25.346
6 -	***1:19.347***	***40.062***	***1:59.409***	***(1)***	***89.50***		***11:17:24.755***
7 -	1:22.161	40.921	2:03.082		86.83	3.673	11:19:27.837
8 -	1:19.396	40.616	2:00.012	(3)	89.05	0.603	11:21:27.849

P8 96 C William HOWARTH — Yamaha R6 -

IDEAL LAP TIME : 1:59.595 BEST LAP TIME : 1:59.595 DIFFERENCE : 0.000

LAP	SECTOR 1	SECTOR 2	LAP TIME		MPH	DIFF	TIME OF DAY
1 -	1:24.559	41.808	2:06.367		84.57	6.772	11:07:02.413
2 -	1:21.798	41.029	2:02.827		87.01	3.232	11:09:05.240
3 -	1:21.863	40.564	2:02.427		87.30	2.832	11:11:07.667
4 -	1:19.564	40.655	2:00.219	(3)	88.90	0.624	11:13:07.886
5 -	1:20.427	40.433	2:00.860		88.43	1.265	11:15:08.746
6 -	1:20.568	40.546	2:01.114		88.24	1.519	11:17:09.860
7 -	1:19.673	40.495	2:00.168	(2)	88.94	0.573	11:19:10.028
8 -	***1:19.500***	***40.095***	***1:59.595***	***(1)***	***89.36***		***11:21:09.623***

P9 35 Kai DICKINSON — Yamaha R6 - Dad

IDEAL LAP TIME : 1:59.619 BEST LAP TIME : 1:59.665 DIFFERENCE : 0.046

LAP	SECTOR 1	SECTOR 2	LAP TIME		MPH	DIFF	TIME OF DAY
1 -	1:29.907	42.964	2:12.871		80.43	13.206	11:07:14.768
2 -	1:21.125	40.732	2:01.857		87.71	2.192	11:09:16.625
3 -	1:20.375	40.439	2:00.814		88.46	1.149	11:11:17.439
4 -	1:19.853	40.346	2:00.199	(3)	88.91	0.534	11:13:17.638
5 -	1:20.115	40.639	2:00.754		88.51	1.089	11:15:18.392
6 -	1:19.836	40.976	2:00.812		88.46	1.147	11:17:19.204
7 -	***1:19.456***	40.209	***1:59.665***	***(1)***	***89.31***		***11:19:18.869***
8 -	1:20.026	***40.163***	2:00.189	(2)	88.92	0.524	11:21:19.058

P10 19 Tyler DONOVAN — Yamaha R6 - TMT Racing

IDEAL LAP TIME : 2:00.724 BEST LAP TIME : 2:00.922 DIFFERENCE : 0.198

LAP	SECTOR 1	SECTOR 2	LAP TIME		MPH	DIFF	TIME OF DAY
1 -	1:26.794	41.751	2:08.545		83.14	7.623	11:07:11.715
2 -	1:21.126	40.926	2:02.052		87.56	1.130	11:09:13.767
3 -	1:20.807	40.945	2:01.752		87.78	0.830	11:11:15.519
4 -	1:20.692	***40.552***	2:01.244	(2)	88.15	0.322	11:13:16.763
5 -	***1:20.172***	40.750	***2:00.922***	***(1)***	***88.38***		***11:15:17.685***
6 -	1:20.291	41.105	2:01.396	(3)	88.04	0.474	11:17:19.081
7 -	1:20.860						

BMCRC - MRO Championships - Rnd 8 @ Snetterton

Helmet City MRO Supersport 600 inc Clubman 600

QUALIFYING - SECTOR ANALYSIS

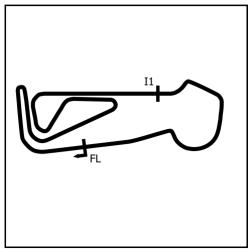

SECTOR 1 = FL to I1, SECTOR 2 = I1 to FL, DIFF = Difference To Personal Best Lap, P = Crossed Finish Line in Pit Lane, D = Time Disallowed

P11 59 Jack ANDREWS — Triumph STREET TRIPLE 765 RS - B1 Barbers and power tool

IDEAL LAP TIME : 2:02.983 BEST LAP TIME : 2:02.983 DIFFERENCE : 0.000

LAP	SECTOR 1	SECTOR 2	LAP TIME		MPH	DIFF	TIME OF DAY
1 -	1:28.019	42.087	2:10.106		82.14	7.123	11:07:16.383
2 -	1:24.929	41.628	2:06.557		84.45	3.574	11:09:22.940
3 -	1:22.699	41.842	2:04.541	(3)	85.81	1.558	11:11:27.481
4 -	1:22.997	41.814	2:04.811		85.63	1.828	11:13:32.292
5 -	1:22.507	41.186	2:03.693	(2)	86.40	0.710	11:15:35.985
6 -	***1:21.876***	***41.107***	***2:02.983***	**(1)**	***86.90***		***11:17:38.968***
7 -	1:50.555						

P12 187 Andrew GILL — Kawasaki ZX636 -

IDEAL LAP TIME : 2:03.412 BEST LAP TIME : 2:03.545 DIFFERENCE : 0.133

LAP	SECTOR 1	SECTOR 2	LAP TIME		MPH	DIFF	TIME OF DAY
1 -	1:33.661	45.028	2:18.689		77.06	15.144	11:07:37.468
2 -	1:25.520	42.068	2:07.588		83.77	4.043	11:09:45.056
3 -	1:23.044	41.599	2:04.643		85.74	1.098	11:11:49.699
4 -	1:22.414	***41.430***	2:03.844	(3)	86.30	0.299	11:13:53.543
5 -	1:22.070	41.475	***2:03.545***	**(1)**	***86.51***		***11:15:57.088***
6 -	***1:21.982***	41.655	2:03.637	(2)	86.44	0.092	11:18:00.725
7 -	1:22.399	42.025	2:04.424		85.90	0.879	11:20:05.149

P13 117 C Ben JENNISON — Triumph DAYTONA 675 - Orbit Machinery Engineering Ltd

IDEAL LAP TIME : 2:04.436 BEST LAP TIME : 2:04.566 DIFFERENCE : 0.130

LAP	SECTOR 1	SECTOR 2	LAP TIME		MPH	DIFF	TIME OF DAY
1 -	1:28.483	43.025	2:11.508		81.27	6.942	11:07:09.876
2 -	1:24.317	42.542	2:06.859		84.25	2.293	11:09:16.735
3 -	1:23.549	42.265	2:05.814		84.95	1.248	11:11:22.549
4 -	1:22.993	41.933	2:04.926	(3)	85.55	0.360	11:13:27.475
5 -	***1:22.543***	42.069	2:04.612	(2)	85.77	0.046	11:15:32.087
6 -	1:23.720	42.775	2:06.495		84.49	1.929	11:17:38.582
7 -	1:22.982	42.084	2:05.066		85.45	0.500	11:19:43.648
8 -	1:22.673	***41.893***	***2:04.566***	**(1)**	***85.80***		***11:21:48.214***

P14 60 C Dean NEAL — Yamaha R6 - Acute Civil Engineering Ltd

IDEAL LAP TIME : 2:04.990 BEST LAP TIME : 2:05.020 DIFFERENCE : 0.030

LAP	SECTOR 1	SECTOR 2	LAP TIME		MPH	DIFF	TIME OF DAY
1 -	1:30.331	43.881	2:14.212		79.63	9.192	11:07:14.890
2 -	1:24.338	42.469	2:06.807		84.28	1.787	11:09:21.697
3 -	1:24.071	42.335	2:06.406		84.55	1.386	11:11:28.103
4 -	1:23.151	42.377	2:05.528	(3)	85.14	0.508	11:13:33.631
5 -	***1:23.107***	41.913	***2:05.020***	**(1)**	***85.49***		***11:15:38.651***
6 -	1:23.335	***41.883***	2:05.218	(2)	85.35	0.198	11:17:43.869
7 -	1:23.212	42.399	2:05.611		85.08	0.591	11:19:49.480

P15 55 C Stuart ROBERTS — Honda CBR 600RR - Sweatbank gym/Body Fix Coach

IDEAL LAP TIME : 2:05.444 BEST LAP TIME : 2:05.444 DIFFERENCE : 0.000

LAP	SECTOR 1	SECTOR 2	LAP TIME		MPH	DIFF	TIME OF DAY
1 -	1:28.698	42.272	2:10.970		81.60	5.526	11:07:13.360
2 -	1:24.672	42.413	2:07.085		84.10	1.641	11:09:20.445
3 -	1:23.908	42.999	2:06.907	(3)	84.21	1.463	11:11:27.352
4 -	1:23.897	42.453	2:06.350	(2)	84.59	0.906	11:13:33.702
5 -	***1:23.272***	***42.172***	***2:05.444***	**(1)**	***85.20***		***11:15:39.146***

BMCRC - MRO Championships - Rnd 8 @ Snetterton

Helmet City MRO Supersport 600 inc Clubman 600

QUALIFYING - SECTOR ANALYSIS

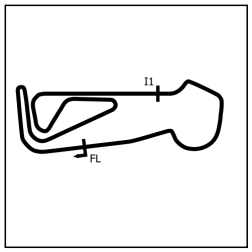

SECTOR 1 = FL to I1, SECTOR 2 = I1 to FL, DIFF = Difference To Personal Best Lap, P = Crossed Finish Line in Pit Lane, D = Time Disallowed

P16 74 C Tom VAUGHAN — Yamaha R6 - Stockbridge Trading Ltd,Lamonde Automation

IDEAL LAP TIME : 2:05.898 BEST LAP TIME : 2:05.898 DIFFERENCE : 0.000

LAP	SECTOR 1	SECTOR 2	LAP TIME	MPH	DIFF	TIME OF DAY
1 -	1:30.951	43.251	2:14.202	79.64	8.304	11:07:16.114
2 -	1:25.860	42.480	2:08.340	83.27	2.442	11:09:24.454
3 -	1:24.104	42.443	2:06.547 **(2)**	84.45	0.649	11:11:31.001
4 -	1:24.594	42.676	2:07.270 **(3)**	83.97	1.372	11:13:38.271
5 -	***1:23.623***	***42.275***	***2:05.898 (1)***	***84.89***		***11:15:44.169***
6 -	1:24.467					

P17 88 Calvin GRIMES — Yamaha R6 - Colorcote, Lustre Coatings, Frostbite Services

IDEAL LAP TIME : 2:06.699 BEST LAP TIME : 2:06.699 DIFFERENCE : 0.000

LAP	SECTOR 1	SECTOR 2	LAP TIME	MPH	DIFF	TIME OF DAY
1 -	1:28.527	42.850	2:11.377	81.35	4.678	11:07:17.186
2 -	1:25.141	43.011	2:08.152	83.40	1.453	11:09:25.338
3 -	***1:24.326***	***42.373***	***2:06.699 (1)***	***84.35***		***11:11:32.037***
4 -	1:24.861	42.690	2:07.551 **(3)**	83.79	0.852	11:13:39.588
5 -	1:24.414	42.607	2:07.021 **(2)**	84.14	0.322	11:15:46.609
6 -	1:25.646					

P18 154 Andrew SAUNDERS — Triumph 765 - Ron G & Super Sam

IDEAL LAP TIME : BEST LAP TIME : DIFFERENCE :

LAP	SECTOR 1	SECTOR 2	LAP TIME	MPH	DIFF	TIME OF DAY
1 -	***OUTLAP***	***41.425***	2:08.755	83.01		11:19:53.807

BMCRC - MRO Championships - Rnd 8 @ Snetterton

Helmet City MRO Supersport 600 inc Clubman 600

QUALIFYING - BEST SECTORS

	SECTOR 1		SECTOR 2	
POS	NO	TIME	NO	TIME
1	**76**	**1:17.355**	**76**	**38.938**
2	**91**	**1:17.891**	**1**	**39.263**
3	**1**	**1:18.265**	**48**	**39.302**
4	**56**	**1:18.861**	**167**	**39.526**
5	**167**	**1:18.990**	**91**	**39.730**
6	**48**	**1:19.306**	**169**	**40.062**
7	**169**	**1:19.347**	**96**	**40.095**
8	**35**	**1:19.456**	**35**	**40.163**
9	**96**	**1:19.500**	**56**	**40.366**
10	**19**	**1:20.172**	**19**	**40.552**
11	**59**	**1:21.876**	**59**	**41.107**
12	**187**	**1:21.982**	**154**	**41.425**
13	**117**	**1:22.543**	**187**	**41.430**
14	**60**	**1:23.107**	**60**	**41.883**
15	**55**	**1:23.272**	**117**	**41.893**
16	**74**	**1:23.623**	**55**	**42.172**
17	**88**	**1:24.326**	**74**	**42.275**
18			**88**	**42.373**
19				

IDEAL / BEST COMPARISON

POS	NO	NAME	IDEAL	BEST	DIFF
		PERFECT LAP	**1:56.293**		
1	**76**	JOHNSON	1:56.293	1:56.293	**0.000**
2	**1**	ROSS	1:57.528	1:57.680	**0.152**
3	**91**	HIRST	1:57.621	1:57.621	**0.000**
4	**167**	JENKINS	1:58.516	1:58.808	**0.292**
5	**48**	FORREST	1:58.608	1:58.608	**0.000**
6	**56**	MILLS	1:59.227	1:59.227	**0.000**
7	**169**	CUNNINGHAM	1:59.409	1:59.409	**0.000**
8	**96**	HOWARTH	1:59.595	1:59.595	**0.000**
9	**35**	DICKINSON	1:59.619	1:59.665	**0.046**
10	**19**	DONOVAN	2:00.724	2:00.922	**0.198**
11	**59**	ANDREWS	2:02.983	2:02.983	**0.000**
12	**187**	GILL	2:03.412	2:03.545	**0.133**
13	**117**	JENNISON	2:04.436	2:04.566	**0.130**
14	**60**	NEAL	2:04.990	2:05.020	**0.030**
15	**55**	ROBERTS	2:05.444	2:05.444	**0.000**
16	**74**	VAUGHAN	2:05.898	2:05.898	**0.000**
17	**88**	GRIMES	2:06.699	2:06.699	**0.000**
18	**154**	SAUNDERS			

Weather / Track : Bright / Dry

Snetterton 300: 2.9689 miles
Date: 05/09/2026 Start: 11:04 Finish: 11:19

Results can be found at www.tsl-timing.com

Printed - 11:23 Saturday, 05 September 2026

BMCRC - MRO Championships - Rnd 8 @ Snetterton

Helmet City MRO Supersport 600 inc Clubman 600

QUALIFYING - STATISTICS

Competitors Started	19
Planned Start	2026-09-05 @ 10:44:00.000
Actual Start	2026-09-05 @ 11:04:46.926
Finish Time	2026-09-05 @ 11:19:46.386
Track Length	2.9689mi.
Total Laps	119
Total Distance Covered	353.3004mi.

Session Fastest Lap History

NO	CL	NAME	LAP TIME	TIME OF DAY	LAP	VEHICLE
167		**Kyle JENKINS**	**2:03.234**	11:06:58.888	1	Triumph 765
1		**Henry ROSS**	**2:02.458**	11:06:59.977	1	Yamaha R6
167		**Kyle JENKINS**	**1:59.207**	11:08:58.095	2	Triumph 765
76		**Anthony JOHNSON**	**1:57.630**	11:09:09.532	2	Triumph DAYTONA 675
76		**Anthony JOHNSON**	**1:57.184**	11:11:06.716	3	Triumph DAYTONA 675
76		**Anthony JOHNSON**	**1:56.681**	11:13:03.397	4	Triumph DAYTONA 675
76		**Anthony JOHNSON**	**1:56.488**	11:14:59.885	5	Triumph DAYTONA 675
76		**Anthony JOHNSON**	**1:56.293**	11:16:56.178	6	Triumph DAYTONA 675

Flag History

TYPE	TIME OF DAY
GREEN	11:04:46.926
FINISH	11:19:46.386

Flag Statistics

TYPE	COUNT	TOTAL LAPS	TOTAL TIME
Green	1	8	17:19.038
Red	0	0	0.000
Safety Car	0	0	0.000
FCY	0	0	0.000

BMCRC - MRO Championships - Rnd 8 @ Snetterton

Helmet City MRO Supersport 600 inc Clubman 600

QUALIFYING - STATISTICS

CLASS : 13 Starters

Fastest Lap History

NO	NAME	LAP TIME	TIME OF DAY	LAP	VEHICLE
167	**Kyle JENKINS**	**2:03.234**	11:06:58.888	1	Triumph 765
1	**Henry ROSS**	**2:02.458**	11:06:59.977	1	Yamaha R6
167	**Kyle JENKINS**	**1:59.207**	11:08:58.095	2	Triumph 765
76	**Anthony JOHNSON**	**1:57.630**	11:09:09.532	2	Triumph DAYTONA 675
76	**Anthony JOHNSON**	**1:57.184**	11:11:06.716	3	Triumph DAYTONA 675
76	**Anthony JOHNSON**	**1:56.681**	11:13:03.397	4	Triumph DAYTONA 675
76	**Anthony JOHNSON**	**1:56.488**	11:14:59.885	5	Triumph DAYTONA 675
76	**Anthony JOHNSON**	**1:56.293**	11:16:56.178	6	Triumph DAYTONA 675

BMCRC - MRO Championships - Rnd 8 @ Snetterton

Helmet City MRO Supersport 600 inc Clubman 600

QUALIFYING - STATISTICS

CLASS : C

6 Starters

Fastest Lap History

NO	NAME	LAP TIME	TIME OF DAY	LAP	VEHICLE
96	**William HOWARTH**	**2:06.367**	11:07:02.413	1	Yamaha R6
96	**William HOWARTH**	**2:02.827**	11:09:05.240	2	Yamaha R6
96	**William HOWARTH**	**2:02.427**	11:11:07.667	3	Yamaha R6
96	**William HOWARTH**	**2:00.219**	11:13:07.886	4	Yamaha R6
96	**William HOWARTH**	**2:00.168**	11:19:10.028	7	Yamaha R6
96	**William HOWARTH**	**1:59.595**	11:21:09.623	8	Yamaha R6

BMCRC - MRO Championships - Rnd 8 @ Snetterton

Helmet City MRO Supersport 600 inc Clubman 600

RACE 10 - GRID (10 Laps)

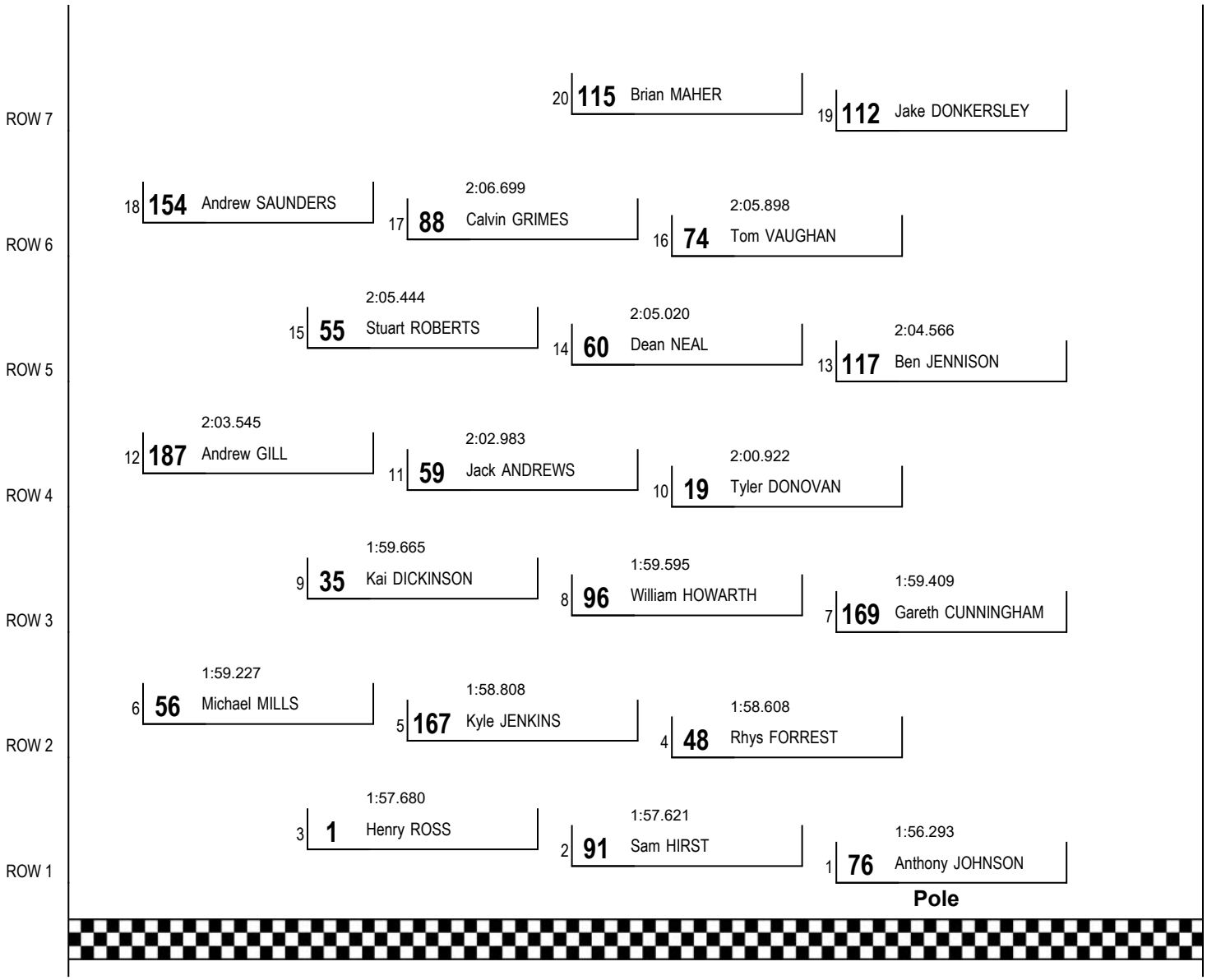

These results are provisional until the conclusion of any judicial and technical matters.

Snetterton 300: 2.9689 miles

Clerk Of Course: Den Grant / Caroline Patterson	Timekeeper: Richard Evans	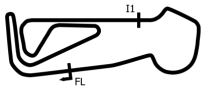

Results can be found at www.tsl-timing.com

Printed - 11:24 Saturday, 05 September 2026



BMCRC - MRO Championships - Rnd 8 @ Snetterton

Helmet City MRO Supersport 600 inc Clubman 600

RACE 10 - CLASSIFICATION

Race Distance: 10 Laps / 29.68 miles

POS	NO	CL	PIC	NAME	ENTRY	LAPS	TIME	GAP	DIFF	MPH	BEST	ON	GRD	↑↓
1	**76**		1	**Anthony JOHNSON**	Triumph DAYTONA 675 - Sussex Independent Financial Ad	**10**	19:32.361			91.16	**1:56.492**	2	1	0
2	**91**		2	**Sam HIRST**	Kawasaki ZX-636 - Team Valley Racing	**10**	19:38.018	**5.657**	5.657	90.72	**1:56.809**	9	2	0
3	**1**		3	**Henry ROSS**	Yamaha R6 -	**10**	19:40.201	**7.840**	2.183	90.56	**1:56.669**	10	3	0
4	**48**		4	**Rhys FORREST**	Kawasaki 600 - Mark Disley Restoration & Building Ltd	**10**	19:44.309	**11.948**	4.108	90.24	**1:57.295**	8	4	0
5	**56**		5	**Michael MILLS**	Yamaha R6 -	**10**	19:44.564	**12.203**	0.255	90.22	**1:56.925**	10	6	1
6	**169**		6	**Gareth CUNNINGHAM**	- Hobbs Roofing	**10**	19:51.817	**19.456**	7.253	89.67	**1:58.157**	3	7	1
7	**167**		7	**Kyle JENKINS**	Triumph 765 - RJS Superbike, Mclen & Co	**10**	19:51.877	**19.516**	0.060	89.67	**1:57.947**	3	5	-2
8	**35**		8	**Kai DICKINSON**	Yamaha R6 - Dad	**10**	19:57.424	**25.063**	5.547	89.25	**1:57.369**	10	9	1
9	**96**	C	1	**William HOWARTH**	Yamaha R6 -	**10**	20:10.523	**38.162**	13.099	88.29	**1:59.569**	10	8	-1
10	**19**		9	**Tyler DONOVAN**	Yamaha R6 - TMT Racing	**10**	20:15.660	**43.299**	5.137	87.91	**1:59.829**	6	10	0
11	**187**		10	**Andrew GILL**	Kawasaki ZX636 -	**10**	20:23.423	**51.062**	7.763	87.36	**2:00.627**	6	12	1
12	**117**	C	2	**Ben JENNISON**	Triumph DAYTONA 675 - Orbit Machinery Engineering Ltd	**10**	20:47.674	**1:15.313**	24.251	85.66	**2:02.554**	10	13	1
13	**74**	C	3	**Tom VAUGHAN**	Yamaha R6 - Stockbridge Trading Ltd,Lamonde Automation	**10**	20:48.756	**1:16.395**	1.082	85.58	**2:03.598**	9	16	3
14	**59**		11	**Jack ANDREWS**	Triumph STREET TRIPLE 765 RS - B1 Barbers and power t	**10**	20:50.049	**1:17.688**	1.293	85.50	**2:02.722**	6	11	-3
15	**60**	C	4	**Dean NEAL**	Yamaha R6 - Acute Civil Engineering Ltd	**10**	20:59.357	**1:26.996**	9.308	84.86	**2:03.439**	8	14	-1
					NOT CLASSIFIED									
DNF	**154**			**Andrew SAUNDERS**	Triumph 765 - Ron G & Super Sam	**8**	16:11.091	**2 Laps**	2 Laps	88.05	**1:59.809**	7	18	
DNF	**88**			**Calvin GRIMES**	Yamaha R6 - Colorcote, Lustre Coatings, Frostbite Services	**7**	15:04.411	**3 Laps**	1 Lap	82.72	**2:07.683**	2	17	
					NOT STARTED									
NS	**55**	C		**Stuart ROBERTS**	Honda CBR 600RR - Sweatbank gym/Body Fix Coach								15	
NS	**112**	C		**Jake DONKERSLEY**	Yamaha R6 -								19	
NS	**115**	C		**Brian MAHER**	Yamaha R6 - Spraytech /Espresso Solutions								20	
					FASTEST LAP									
	76			**Anthony JOHNSON**	Triumph DAYTONA 675 - Sussex Independent Financial Ad	**2**	1:56.492		91.74 mph		147.65 kph			
	96	C		**William HOWARTH**	Yamaha R6 -	**10**	1:59.569		89.38 mph		143.85 kph			

Class - 92.5% of Race Speed = 84.32 mph
Class C - 92.5% of Race Speed = 81.66 mph

Weather / Track : Bright / Dry
These results are provisional until the conclusion of any judicial and technical matters.

Date: 05/09/2026 Start: 15:54 Finish: 16:14
Snetterton 300: 2.9689 miles

Clerk Of Course: Den Grant / Caroline Patterson	Timekeeper: Richard Evans	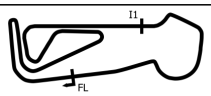

Results can be found at www.tsl-timing.com

Printed - 16:16 Saturday, 05 September 2026

BMCRC - MRO Championships - Rnd 8 @ Snetterton

Helmet City MRO Supersport 600 inc Clubman 600

RACE 10 - LAP CHART

LAP 1 @ 15:56:42.470

NO	BEHIND	LAP TIME
76		2:00.793
91	1.980	2:02.773
1	2.185	2:02.978
167	2.600	2:03.393
48	2.623	2:03.416
169	2.977	2:03.770
56	5.113	2:05.906
19	6.224	2:07.017
35	6.397	2:07.190
96	6.482	2:07.275
187	7.055	2:07.848
154	7.677	2:08.470
59	8.701	2:09.494
74	8.783	2:09.576
117	10.236	2:11.029
88	14.445	2:15.238
60	16.140	2:16.933
91	4.860	1:57.565
1	5.546	1:57.930
48	5.748	1:57.591
167	7.619	1:58.401
56	8.368	1:58.283
169	8.412	1:58.761
35	14.747	1:58.547
96	20.029	2:00.554
154	20.564	2:00.726
19	21.400	2:01.864
187	21.692	2:01.712
59	29.239	2:04.065
74	32.270	2:05.181
117	32.931	2:04.142
60	43.343	2:05.743
88	49.069	2:08.789
167	13.586	1:58.651
169	14.033	1:58.708
35	21.323	1:59.121
96	29.781	1:59.727
154	30.063	1:59.809
19	31.845	2:00.209
187	34.091	2:01.128
59	48.892	2:03.848
74	56.639	2:04.743
117	56.874	2:04.683
60	1:07.326	2:04.335
88	1:23.391	2:08.767
74	1:16.395	2:03.892
59	1:17.688	2:06.052
60	1:26.996	2:03.721

LAP 2 @ 15:58:38.962

NO	BEHIND	LAP TIME
76		1:56.492
91	3.054	1:57.566
1	3.548	1:57.855
48	4.006	1:57.875
167	4.648	1:58.540
169	4.871	1:58.386
56	6.156	1:57.535
35	9.791	1:59.886
19	11.083	2:01.351
96	11.137	2:01.147
154	11.412	2:00.227
187	11.746	2:01.183
59	15.311	2:03.102
74	16.629	2:04.338
117	18.115	2:04.371
60	25.368	2:05.720
88	25.636	2:07.683

LAP 3 @ 16:00:35.615

NO	BEHIND	LAP TIME
76		1:56.653
91	4.019	1:57.618
1	4.340	1:57.445
48	4.881	1:57.528
167	5.942	1:57.947
169	6.375	1:58.157
56	6.809	1:57.306
35	12.924	1:59.786
96	16.199	2:01.715
19	16.260	2:01.830
154	16.562	2:01.803
187	16.704	2:01.611
59	21.898	2:03.240
74	23.813	2:03.837
117	25.513	2:04.051
60	34.324	2:05.609
88	37.004	2:08.021

LAP 4 @ 16:02:32.339

NO	BEHIND	LAP TIME
76		1:56.724

LAP 5 @ 16:04:29.059

NO	BEHIND	LAP TIME
76		1:56.720
91	5.045	1:56.905
1	6.385	1:57.559
48	7.011	1:57.983
167	9.706	1:58.807
56	10.593	1:58.945
169	10.653	1:58.961
35	16.961	1:58.934
96	23.751	2:00.442
154	23.916	2:00.072
19	25.445	2:00.765
187	25.974	2:01.002
59	35.960	2:03.441
74	40.928	2:05.378
117	41.026	2:04.815
60	52.085	2:05.462
88	1:00.219	2:07.870

LAP 6 @ 16:06:25.777

NO	BEHIND	LAP TIME
76		1:56.718
91	5.443	1:57.116
1	7.648	1:57.981
48	8.126	1:57.833
56	11.402	1:57.527
167	11.855	1:58.867
169	12.245	1:58.310
35	19.122	1:58.879
96	26.974	1:59.941
154	27.174	1:59.976
19	28.556	1:59.829
187	29.883	2:00.627
59	41.964	2:02.722
74	48.816	2:04.606
117	49.111	2:04.803
60	59.911	2:04.544
88	1:11.544	2:08.043

LAP 7 @ 16:08:22.697

NO	BEHIND	LAP TIME
76		1:56.920
91	5.628	1:57.105
1	7.732	1:57.004
48	8.638	1:57.432
56	11.945	1:57.463

LAP 8 @ 16:10:19.801

NO	BEHIND	LAP TIME
76		1:57.104
91	5.785	1:57.261
1	8.244	1:57.616
48	8.829	1:57.295
56	12.057	1:57.216
167	16.343	1:59.861
169	16.397	1:59.468
35	23.338	1:59.119
96	32.907	2:00.230
154	32.967	2:00.008
19	35.104	2:00.363
187	38.954	2:01.967
59	1:01.055	2:09.267
74	1:03.142	2:03.607
117	1:03.449	2:03.679
60	1:13.661	2:03.439

LAP 9 @ 16:12:16.812

NO	BEHIND	LAP TIME
76		1:57.011
91	5.583	1:56.809
1	8.397	1:57.164
48	9.517	1:57.699
56	12.504	1:57.458
167	17.759	1:58.427
169	18.159	1:58.773
35	24.920	1:58.593
96	35.819	1:59.923
19	38.998	2:00.905
187	44.959	2:03.016
59	1:08.862	2:04.818
74	1:09.729	2:03.598
117	1:09.985	2:03.547
60	1:20.501	2:03.851

LAP 10 @ 16:14:14.038

NO	BEHIND	LAP TIME
76		1:57.226
91	5.657	1:57.300
1	7.840	1:56.669
48	11.948	1:59.657
56	12.203	1:56.925
169	19.456	1:58.523
167	19.516	1:58.983
35	25.063	1:57.369
96	38.162	1:59.569
19	43.299	2:01.527
187	51.062	2:03.329
117	1:15.313	2:02.554

Weather / Track : Bright / Dry

Snetterton 300: 2.9689 miles
Date: 05/09/2026 Start: 15:54 Finish: 16:14

Results can be found at www.tsl-timing.com

Printed - 16:16 Saturday, 05 September 2026

BMCRC - MRO Championships - Rnd 8 @ Snetterton

Helmet City MRO Supersport 600 inc Clubman 600

RACE 10 - POSITION CHART

No	Name	Lap / Pos	1	2	3	4	5	6	7	8	9	10
76	JOHNSON	1	76	76	76	76	76	76	76	76	76	76
91	HIRST	2	91	91	91	91	91	91	91	91	91	91
1	ROSS	3	1	1	1	1	1	1	1	1	1	1
48	FORREST	4	167	48	48	48	48	48	48	48	48	48
167	JENKINS	5	48	167	167	167	167	56	56	56	56	56
56	MILLS	6	169	169	169	56	56	167	167	167	167	169
169	CUNNINGHAM	7	56	56	56	169	169	169	169	169	169	167
96	HOWARTH	8	19	35	35	35	35	35	35	35	35	35
35	DICKINSON	9	35	19	96	96	96	96	96	96	96	96
19	DONOVAN	10	96	96	19	154	154	154	154	154	19	19
59	ANDREWS	11	187	154	154	19	19	19	19	19	187	187
187	GILL	12	154	187	187	187	187	187	187	187	59	117
117	JENNISON	13	59	59	59	59	59	59	59	59	74	74
60	NEAL	14	74	74	74	74	74	74	74	74	117	59
55	ROBERTS	15	117	117	117	117	117	117	117	117	60	60
74	VAUGHAN	16	88	60	60	60	60	60	60	60		
88	GRIMES	17	60	88	88	88	88	88	88			
154	SAUNDERS	18										
112	DONKERSLEY	19										
115	MAHER	20										

Weather / Track : Bright / Dry

Snetterton 300: 2.9689 miles
Date: 05/09/2026 Start: 15:54 Finish: 16:14

Results can be found at www.tsl-timing.com

Printed - 16:16 Saturday, 05 September 2026

BMCRC - MRO Championships - Rnd 8 @ Snetterton

Helmet City MRO Supersport 600 inc Clubman 600

RACE 10 - SECTOR ANALYSIS

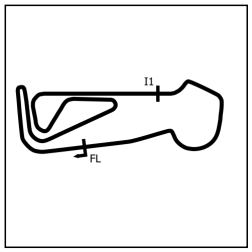

SECTOR 1 = FL to I1, SECTOR 2 = I1 to FL, DIFF = Difference To Personal Best Lap, P = Crossed Finish Line in Pit Lane, D = Time Disallowed

P1 76 Anthony JOHNSON — Triumph DAYTONA 675 - Sussex Independent Financial Advise

IDEAL LAP TIME : 1:56.492 BEST LAP TIME : 1:56.492 DIFFERENCE : 0.000

LAP	SECTOR 1	SECTOR 2	LAP TIME		MPH	DIFF	TIME OF DAY
1 -		39.028	2:00.793		88.48	4.301	15:56:42.470
2 -	***1:17.600***	***38.892***	***1:56.492***	***(1)***	***91.74***		***15:58:38.962***
3 -	1:17.616	39.037	1:56.653	**(2)**	91.62	0.161	16:00:35.615
4 -	1:17.831	38.893	1:56.724		91.56	0.232	16:02:32.339
5 -	1:17.786	38.934	1:56.720		91.57	0.228	16:04:29.059
6 -	1:17.777	38.941	1:56.718	**(3)**	91.57	0.226	16:06:25.777
7 -	1:17.898	39.022	1:56.920		91.41	0.428	16:08:22.697
8 -	1:17.859	39.245	1:57.104		91.26	0.612	16:10:19.801
9 -	1:18.016	38.995	1:57.011		91.34	0.519	16:12:16.812
10 -	1:17.883	39.343	1:57.226		91.17	0.734	16:14:14.038

P2 91 Sam HIRST — Kawasaki ZX-636 - Team Valley Racing

IDEAL LAP TIME : 1:56.733 BEST LAP TIME : 1:56.809 DIFFERENCE : 0.076

LAP	SECTOR 1	SECTOR 2	LAP TIME		MPH	DIFF	TIME OF DAY
1 -		39.994	2:02.773		87.05	5.964	15:56:44.450
2 -	1:17.993	39.573	1:57.566		90.91	0.757	15:58:42.016
3 -	1:18.080	39.538	1:57.618		90.87	0.809	16:00:39.634
4 -	1:18.079	39.486	1:57.565		90.91	0.756	16:02:37.199
5 -	1:17.425	39.480	1:56.905	**(2)**	91.42	0.096	16:04:34.104
6 -	1:17.471	39.645	1:57.116		91.26	0.307	16:06:31.220
7 -	1:17.777	***39.328***	1:57.105	**(3)**	91.26	0.296	16:08:28.325
8 -	1:17.719	39.542	1:57.261		91.14	0.452	16:10:25.586
9 -	***1:17.405***	39.404	***1:56.809***	***(1)***	***91.50***		***16:12:22.395***
10 -	1:17.643	39.657	1:57.300		91.11	0.491	16:14:19.695

P3 1 Henry ROSS — Yamaha R6 -

IDEAL LAP TIME : 1:56.669 BEST LAP TIME : 1:56.669 DIFFERENCE : 0.000

LAP	SECTOR 1	SECTOR 2	LAP TIME		MPH	DIFF	TIME OF DAY
1 -		39.685	2:02.978		86.91	6.309	15:56:44.655
2 -	1:18.463	39.392	1:57.855		90.68	1.186	15:58:42.510
3 -	1:17.864	39.581	1:57.445		91.00	0.776	16:00:39.955
4 -	1:18.311	39.619	1:57.930		90.63	1.261	16:02:37.885
5 -	1:18.158	39.401	1:57.559		90.91	0.890	16:04:35.444
6 -	1:18.497	39.484	1:57.981		90.59	1.312	16:06:33.425
7 -	1:17.969	39.035	1:57.004	**(2)**	91.34	0.335	16:08:30.429
8 -	1:18.151	39.465	1:57.616		90.87	0.947	16:10:28.045
9 -	1:18.189	38.975	1:57.164	**(3)**	91.22	0.495	16:12:25.209
10 -	***1:17.776***	***38.893***	***1:56.669***	***(1)***	***91.61***		***16:14:21.878***

P4 48 Rhys FORREST — Kawasaki 600 - Mark Disley Restoration & Building Ltd

IDEAL LAP TIME : 1:57.295 BEST LAP TIME : 1:57.295 DIFFERENCE : 0.000

LAP	SECTOR 1	SECTOR 2	LAP TIME		MPH	DIFF	TIME OF DAY
1 -		39.417	2:03.416		86.60	6.121	15:56:45.093
2 -	1:18.689	39.186	1:57.875		90.67	0.580	15:58:42.968
3 -	1:18.459	39.069	1:57.528	**(3)**	90.94	0.233	16:00:40.496
4 -	1:18.344	39.247	1:57.591		90.89	0.296	16:02:38.087
5 -	1:18.692	39.291	1:57.983		90.59	0.688	16:04:36.070
6 -	1:18.471	39.362	1:57.833		90.70	0.538	16:06:33.903
7 -	1:18.398	39.034	1:57.432	**(2)**	91.01	0.137	16:08:31.335
8 -	***1:18.315***	***38.980***	***1:57.295***	***(1)***	***91.12***		***16:10:28.630***
9 -	1:18.468	39.231	1:57.699		90.80	0.404	16:12:26.329
10 -	1:19.548	40.109	1:59.657		89.32	2.362	16:14:25.986

BMCRC - MRO Championships - Rnd 8 @ Snetterton

Helmet City MRO Supersport 600 inc Clubman 600

RACE 10 - SECTOR ANALYSIS

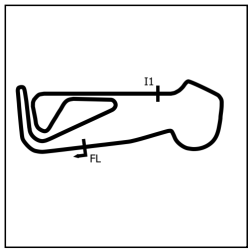

SECTOR 1 = FL to I1, SECTOR 2 = I1 to FL, DIFF = Difference To Personal Best Lap, P = Crossed Finish Line in Pit Lane, D = Time Disallowed

P5 56 Michael MILLS — Yamaha R6 -

IDEAL LAP TIME : 1:56.884 BEST LAP TIME : 1:56.925 DIFFERENCE : 0.041

LAP	SECTOR 1	SECTOR 2	LAP TIME		MPH	DIFF	TIME OF DAY
1 -		39.864	2:05.906		84.88	8.981	15:56:47.583
2 -	1:18.162	39.373	1:57.535		90.93	0.610	15:58:45.118
3 -	***1:17.747***	39.559	1:57.306	**(3)**	91.11	0.381	16:00:42.424
4 -	1:18.343	39.940	1:58.283		90.36	1.358	16:02:40.707
5 -	1:18.912	40.033	1:58.945		89.85	2.020	16:04:39.652
6 -	1:18.390	***39.137***	1:57.527		90.94	0.602	16:06:37.179
7 -	1:17.970	39.493	1:57.463		90.99	0.538	16:08:34.642
8 -	1:18.055	39.161	1:57.216	**(2)**	91.18	0.291	16:10:31.858
9 -	1:18.201	39.257	1:57.458		90.99	0.533	16:12:29.316
10 -	1:17.755	39.170	***1:56.925***	**(1)**	***91.40***		***16:14:26.241***

P6 169 Gareth CUNNINGHAM — - Hobbs Roofing

IDEAL LAP TIME : 1:57.991 BEST LAP TIME : 1:58.157 DIFFERENCE : 0.166

LAP	SECTOR 1	SECTOR 2	LAP TIME		MPH	DIFF	TIME OF DAY
1 -		***39.337***	2:03.770		86.35	5.613	15:56:45.447
2 -	1:18.905	39.481	1:58.386	**(3)**	90.28	0.229	15:58:43.833
3 -	1:18.688	39.469	***1:58.157***	**(1)**	***90.45***		***16:00:41.990***
4 -	1:19.022	39.739	1:58.761		89.99	0.604	16:02:40.751
5 -	1:19.323	39.638	1:58.961		89.84	0.804	16:04:39.712
6 -	1:18.860	39.450	1:58.310	**(2)**	90.33	0.153	16:06:38.022
7 -	1:18.944	39.764	1:58.708		90.03	0.551	16:08:36.730
8 -	1:19.500	39.968	1:59.468		89.46	1.311	16:10:36.198
9 -	1:19.233	39.540	1:58.773		89.98	0.616	16:12:34.971
10 -	***1:18.654***	39.869	1:58.523		90.17	0.366	16:14:33.494

P7 167 Kyle JENKINS — Triumph 765 - RJS Superbike, Mclen & Co

IDEAL LAP TIME : 1:57.705 BEST LAP TIME : 1:57.947 DIFFERENCE : 0.242

LAP	SECTOR 1	SECTOR 2	LAP TIME		MPH	DIFF	TIME OF DAY
1 -		39.331	2:03.393		86.61	5.446	15:56:45.070
2 -	1:19.091	39.449	1:58.540		90.16	0.593	15:58:43.610
3 -	***1:18.534***	39.413	***1:57.947***	**(1)**	***90.61***		***16:00:41.557***
4 -	1:18.975	39.426	1:58.401	**(2)**	90.27	0.454	16:02:39.958
5 -	1:19.636	***39.171***	1:58.807		89.96	0.860	16:04:38.765
6 -	1:19.435	39.432	1:58.867		89.91	0.920	16:06:37.632
7 -	1:18.960	39.691	1:58.651		90.07	0.704	16:08:36.283
8 -	1:20.061	39.800	1:59.861		89.17	1.914	16:10:36.144
9 -	1:18.811	39.616	1:58.427	**(3)**	90.25	0.480	16:12:34.571
10 -	1:19.235	39.748	1:58.983		89.82	1.036	16:14:33.554

P8 35 Kai DICKINSON — Yamaha R6 - Dad

IDEAL LAP TIME : 1:57.369 BEST LAP TIME : 1:57.369 DIFFERENCE : 0.000

LAP	SECTOR 1	SECTOR 2	LAP TIME		MPH	DIFF	TIME OF DAY
1 -		40.969	2:07.190		84.03	9.821	15:56:48.867
2 -	1:19.614	40.272	1:59.886		89.15	2.517	15:58:48.753
3 -	1:19.885	39.901	1:59.786		89.22	2.417	16:00:48.539
4 -	1:19.022	39.525	1:58.547	**(2)**	90.15	1.178	16:02:47.086
5 -	1:19.285	39.649	1:58.934		89.86	1.565	16:04:46.020
6 -	1:18.898	39.981	1:58.879		89.90	1.510	16:06:44.899
7 -	1:19.441	39.680	1:59.121		89.72	1.752	16:08:44.020
8 -	1:19.397	39.722	1:59.119		89.72	1.750	16:10:43.139
9 -	1:19.071	39.522	1:58.593	**(3)**	90.12	1.224	16:12:41.732
10 -	***1:18.245***	***39.124***	***1:57.369***	**(1)**	***91.06***		***16:14:39.101***

Weather / Track : Bright / Dry

Snetterton 300: 2.9689 miles
Date: 05/09/2026 Start: 15:54 Finish: 16:14

BMCRC - MRO Championships - Rnd 8 @ Snetterton

Helmet City MRO Supersport 600 inc Clubman 600

RACE 10 - SECTOR ANALYSIS

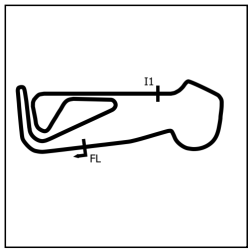

SECTOR 1 = FL to I1, SECTOR 2 = I1 to FL, DIFF = Difference To Personal Best Lap, P = Crossed Finish Line in Pit Lane, D = Time Disallowed

P9 96 C William HOWARTH Yamaha R6 -

IDEAL LAP TIME : 1:59.554 BEST LAP TIME : 1:59.569 DIFFERENCE : 0.015

LAP	SECTOR 1	SECTOR 2	LAP TIME	MPH	DIFF	TIME OF DAY
1 -		40.920	2:07.275	83.97	7.706	15:56:48.952
2 -	1:20.473	40.674	2:01.147	88.22	1.578	15:58:50.099
3 -	1:20.882	40.833	2:01.715	87.81	2.146	16:00:51.814
4 -	1:20.317	40.237	2:00.554	88.65	0.985	16:02:52.368
5 -	1:19.966	40.476	2:00.442	88.74	0.873	16:04:52.810
6 -	1:19.785	40.156	1:59.941	89.11	0.372	16:06:52.751
7 -	1:19.561	40.166	1:59.727 **(2)**	89.27	0.158	16:08:52.478
8 -	1:19.889	40.341	2:00.230	88.89	0.661	16:10:52.708
9 -	1:19.822	***40.101***	1:59.923 **(3)**	89.12	0.354	16:12:52.631
10 -	***1:19.453***	40.116	***1:59.569*** **(1)**	***89.38***		***16:14:52.200***

P10 19 Tyler DONOVAN Yamaha R6 - TMT Racing

IDEAL LAP TIME : 1:59.829 BEST LAP TIME : 1:59.829 DIFFERENCE : 0.000

LAP	SECTOR 1	SECTOR 2	LAP TIME	MPH	DIFF	TIME OF DAY
1 -		41.000	2:07.017	84.14	7.188	15:56:48.694
2 -	1:20.636	40.715	2:01.351	88.07	1.522	15:58:50.045
3 -	1:20.794	41.036	2:01.830	87.72	2.001	16:00:51.875
4 -	1:21.044	40.820	2:01.864	87.70	2.035	16:02:53.739
5 -	1:20.179	40.586	2:00.765	88.50	0.936	16:04:54.504
6 -	***1:19.692***	***40.137***	***1:59.829*** **(1)**	***89.19***		***16:06:54.333***
7 -	1:19.973	40.236	2:00.209 **(2)**	88.91	0.380	16:08:54.542
8 -	1:19.758	40.605	2:00.363 **(3)**	88.79	0.534	16:10:54.905
9 -	1:20.172	40.733	2:00.905	88.40	1.076	16:12:55.810
10 -	1:20.695	40.832	2:01.527	87.94	1.698	16:14:57.337

P11 187 Andrew GILL Kawasaki ZX636 -

IDEAL LAP TIME : 2:00.627 BEST LAP TIME : 2:00.627 DIFFERENCE : 0.000

LAP	SECTOR 1	SECTOR 2	LAP TIME	MPH	DIFF	TIME OF DAY
1 -		40.782	2:07.848	83.59	7.221	15:56:49.525
2 -	1:20.655	40.528	2:01.183	88.19	0.556	15:58:50.708
3 -	1:20.839	40.772	2:01.611	87.88	0.984	16:00:52.319
4 -	1:20.859	40.853	2:01.712	87.81	1.085	16:02:54.031
5 -	1:20.323	40.679	2:01.002 **(2)**	88.32	0.375	16:04:55.033
6 -	***1:20.111***	***40.516***	***2:00.627*** **(1)**	***88.60***		***16:06:55.660***
7 -	1:20.342	40.786	2:01.128 **(3)**	88.23	0.501	16:08:56.788
8 -	1:21.094	40.873	2:01.967	87.63	1.340	16:10:58.755
9 -	1:21.499	41.517	2:03.016	86.88	2.389	16:13:01.771
10 -	1:21.492	41.837	2:03.329	86.66	2.702	16:15:05.100

P12 117 C Ben JENNISON Triumph DAYTONA 675 - Orbit Machinery Engineering Ltd

IDEAL LAP TIME : 2:02.554 BEST LAP TIME : 2:02.554 DIFFERENCE : 0.000

LAP	SECTOR 1	SECTOR 2	LAP TIME	MPH	DIFF	TIME OF DAY
1 -		41.326	2:11.029	81.56	8.475	15:56:52.706
2 -	1:22.505	41.866	2:04.371	85.93	1.817	15:58:57.077
3 -	1:22.458	41.593	2:04.051	86.15	1.497	16:01:01.128
4 -	1:22.095	42.047	2:04.142	86.09	1.588	16:03:05.270
5 -	1:22.749	42.066	2:04.815	85.63	2.261	16:05:10.085
6 -	1:23.109	41.694	2:04.803	85.63	2.249	16:07:14.888
7 -	1:22.766	41.917	2:04.683	85.72	2.129	16:09:19.571
8 -	1:22.322	41.357	2:03.679 **(3)**	86.41	1.125	16:11:23.250
9 -	1:22.176	41.371	2:03.547 **(2)**	86.51	0.993	16:13:26.797
10 -	***1:21.501***	***41.053***	***2:02.554*** **(1)**	***87.21***		***16:15:29.351***

BMCRC - MRO Championships - Rnd 8 @ Snetterton

Helmet City MRO Supersport 600 inc Clubman 600

RACE 10 - SECTOR ANALYSIS

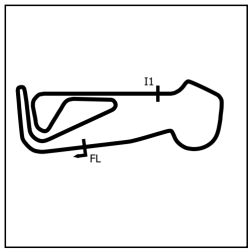

SECTOR 1 = FL to I1, SECTOR 2 = I1 to FL, DIFF = Difference To Personal Best Lap, P = Crossed Finish Line in Pit Lane, D = Time Disallowed

P13 74 C Tom VAUGHAN — Yamaha R6 - Stockbridge Trading Ltd,Lamonde Automation

IDEAL LAP TIME : 2:03.216 BEST LAP TIME : 2:03.598 DIFFERENCE : 0.382

LAP	SECTOR 1	SECTOR 2	LAP TIME	MPH	DIFF	TIME OF DAY
1 -		***40.995***	2:09.576	82.48	5.978	15:56:51.253
2 -	1:22.949	41.389	2:04.338	85.95	0.740	15:58:55.591
3 -	1:22.526	41.311	2:03.837 **(3)**	86.30	0.239	16:00:59.428
4 -	1:23.368	41.813	2:05.181	85.38	1.583	16:03:04.609
5 -	1:23.118	42.260	2:05.378	85.24	1.780	16:05:09.987
6 -	1:22.752	41.854	2:04.606	85.77	1.008	16:07:14.593
7 -	1:22.817	41.926	2:04.743	85.68	1.145	16:09:19.336
8 -	1:22.248	41.359	2:03.607 **(2)**	86.46	0.009	16:11:22.943
9 -	***1:22.221***	41.377	***2:03.598*** **(1)**	***86.47***		***16:13:26.541***
10 -	1:22.743	41.149	2:03.892	86.26	0.294	16:15:30.433

P14 59 Jack ANDREWS — Triumph STREET TRIPLE 765 RS - B1 Barbers and power tool

IDEAL LAP TIME : 2:02.244 BEST LAP TIME : 2:02.722 DIFFERENCE : 0.478

LAP	SECTOR 1	SECTOR 2	LAP TIME	MPH	DIFF	TIME OF DAY
1 -		***40.524***	2:09.494	82.53	6.772	15:56:51.171
2 -	***1:21.720***	41.382	2:03.102 **(2)**	86.82	0.380	15:58:54.273
3 -	1:22.343	40.897	2:03.240 **(3)**	86.72	0.518	16:00:57.513
4 -	1:22.792	41.273	2:04.065	86.14	1.343	16:03:01.578
5 -	1:22.405	41.036	2:03.441	86.58	0.719	16:05:05.019
6 -	1:21.820	40.902	***2:02.722*** **(1)**	***87.09***		***16:07:07.741***
7 -	1:22.555	41.293	2:03.848	86.29	1.126	16:09:11.589
8 -	1:22.968	46.299	2:09.267	82.68	6.545	16:11:20.856
9 -	1:23.352	41.466	2:04.818	85.62	2.096	16:13:25.674
10 -	1:24.850	41.202	2:06.052	84.79	3.330	16:15:31.726

P15 60 C Dean NEAL — Yamaha R6 - Acute Civil Engineering Ltd

IDEAL LAP TIME : 2:03.335 BEST LAP TIME : 2:03.439 DIFFERENCE : 0.104

LAP	SECTOR 1	SECTOR 2	LAP TIME	MPH	DIFF	TIME OF DAY
1 -		47.036	2:16.933	78.05	13.494	15:56:58.610
2 -	1:23.506	42.214	2:05.720	85.01	2.281	15:59:04.330
3 -	1:23.776	41.833	2:05.609	85.09	2.170	16:01:09.939
4 -	1:23.545	42.198	2:05.743	84.99	2.304	16:03:15.682
5 -	1:23.664	41.798	2:05.462	85.18	2.023	16:05:21.144
6 -	1:22.737	41.807	2:04.544	85.81	1.105	16:07:25.688
7 -	1:22.794	41.541	2:04.335	85.96	0.896	16:09:30.023
8 -	***1:22.069***	41.370	***2:03.439*** **(1)**	***86.58***		***16:11:33.462***
9 -	1:22.585	***41.266***	2:03.851 **(3)**	86.29	0.412	16:13:37.313
10 -	1:22.197	41.524	2:03.721 **(2)**	86.38	0.282	16:15:41.034

P16 154 Andrew SAUNDERS — Triumph 765 - Ron G & Super Sam

IDEAL LAP TIME : 1:59.573 BEST LAP TIME : 1:59.809 DIFFERENCE : 0.236

LAP	SECTOR 1	SECTOR 2	LAP TIME	MPH	DIFF	TIME OF DAY
1 -		***39.994***	2:08.470	83.19	8.661	15:56:50.147
2 -	1:19.684	40.543	2:00.227	88.89	0.418	15:58:50.374
3 -	1:20.867	40.936	2:01.803	87.74	1.994	16:00:52.177
4 -	1:20.533	40.193	2:00.726	88.53	0.917	16:02:52.903
5 -	1:19.905	40.167	2:00.072	89.01	0.263	16:04:52.975
6 -	1:19.919	40.057	1:59.976 **(2)**	89.08	0.167	16:06:52.951
7 -	***1:19.579***	40.230	***1:59.809*** **(1)**	***89.20***		***16:08:52.760***
8 -	1:19.642	40.366	2:00.008 **(3)**	89.06	0.199	16:10:52.768

Weather / Track : Bright / Dry

Snetterton 300: 2.9689 miles
Date: 05/09/2026 Start: 15:54 Finish: 16:14

BMCRC - MRO Championships - Rnd 8 @ Snetterton

Helmet City MRO Supersport 600 inc Clubman 600

RACE 10 - SECTOR ANALYSIS

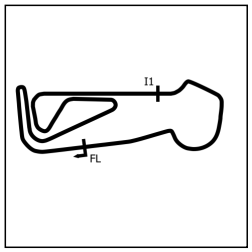

SECTOR 1 = FL to I1, SECTOR 2 = I1 to FL, DIFF = Difference To Personal Best Lap, P = Crossed Finish Line in Pit Lane, D = Time Disallowed

P17 88 Calvin GRIMES Yamaha R6 - Colorcote, Lustre Coatings, Frostbite Services

IDEAL LAP TIME : 2:07.528 BEST LAP TIME : 2:07.683 DIFFERENCE : 0.155

LAP	SECTOR 1	SECTOR 2	LAP TIME	MPH	DIFF	TIME OF DAY
1 -		43.342	2:15.238	79.03	7.555	15:56:56.915
2 -	1:24.862	42.821	***2:07.683*** **(1)**	***83.70***		***15:59:04.598***
3 -	1:25.166	42.855	2:08.021 **(3)**	83.48	0.338	16:01:12.619
4 -	1:25.509	43.280	2:08.789	82.98	1.106	16:03:21.408
5 -	***1:24.801***	43.069	2:07.870 **(2)**	83.58	0.187	16:05:29.278
6 -	1:25.316	***42.727***	2:08.043	83.47	0.360	16:07:37.321
7 -	1:25.764	43.003	2:08.767	83.00	1.084	16:09:46.088
8 -	1:25.630					

BMCRC - MRO Championships - Rnd 8 @ Snetterton

Helmet City MRO Supersport 600 inc Clubman 600

RACE 10 - BEST SECTORS

	SECTOR 1		SECTOR 2	
POS	NO	TIME	NO	TIME
1	**91**	**1:17.405**	**76**	**38.892**
2	**76**	**1:17.600**	**1**	**38.893**
3	**56**	**1:17.747**	**48**	**38.980**
4	**1**	**1:17.776**	**35**	**39.124**
5	**35**	**1:18.245**	**56**	**39.137**
6	**48**	**1:18.315**	**167**	**39.171**
7	**167**	**1:18.534**	**91**	**39.328**
8	**169**	**1:18.654**	**169**	**39.337**
9	**96**	**1:19.453**	**154**	**39.994**
10	**154**	**1:19.579**	**96**	**40.101**
11	**19**	**1:19.692**	**19**	**40.137**
12	**187**	**1:20.111**	**187**	**40.516**
13	**117**	**1:21.501**	**59**	**40.524**
14	**59**	**1:21.720**	**74**	**40.995**
15	**60**	**1:22.069**	**117**	**41.053**
16	**74**	**1:22.221**	**60**	**41.266**
17	**88**	**1:24.801**	**88**	**42.727**

	IDEAL / BEST COMPARISON				
POS	NO	NAME	IDEAL	BEST	DIFF
		PERFECT LAP	**1:56.297**		
1	**76**	JOHNSON	1:56.492	1:56.492	**0.000**
2	**1**	ROSS	1:56.669	1:56.669	**0.000**
3	**91**	HIRST	1:56.733	1:56.809	**0.076**
4	**56**	MILLS	1:56.884	1:56.925	**0.041**
5	**48**	FORREST	1:57.295	1:57.295	**0.000**
6	**35**	DICKINSON	1:57.369	1:57.369	**0.000**
7	**167**	JENKINS	1:57.705	1:57.947	**0.242**
8	**169**	CUNNINGHAM	1:57.991	1:58.157	**0.166**
9	**96**	HOWARTH	1:59.554	1:59.569	**0.015**
10	**154**	SAUNDERS	1:59.573	1:59.809	**0.236**
11	**19**	DONOVAN	1:59.829	1:59.829	**0.000**
12	**187**	GILL	2:00.627	2:00.627	**0.000**
13	**59**	ANDREWS	2:02.244	2:02.722	**0.478**
14	**117**	JENNISON	2:02.554	2:02.554	**0.000**
15	**74**	VAUGHAN	2:03.216	2:03.598	**0.382**
16	**60**	NEAL	2:03.335	2:03.439	**0.104**
17	**88**	GRIMES	2:07.528	2:07.683	**0.155**

Weather / Track : Bright / Dry

Snetterton 300: 2.9689 miles
Date: 05/09/2026 Start: 15:54 Finish: 16:14

Results can be found at www.tsl-timing.com

Printed - 16:16 Saturday, 05 September 2026

BMCRC - MRO Championships - Rnd 8 @ Snetterton

Helmet City MRO Supersport 600 inc Clubman 600

RACE 10 - STATISTICS

Competitors Started	17
Planned Start	2026-09-05 @ 14:50:00.000
Actual Start	2026-09-05 @ 15:54:41.676
Finish Time	2026-09-05 @ 16:14:14.037
Track Length	2.9689mi.
Total Laps	165
Total Distance Covered	489.8704mi.

Session Fastest Lap History

NO	CL	NAME	LAP TIME	TIME OF DAY	LAP	VEHICLE
76		**Anthony JOHNSON**	**1:56.492**	15:58:38.962	2	Triumph DAYTONA 675

Session Leader History

NO	CL	NAME	FROM LAP	LAPS LED	DISTANCE	VEHICLE
76		**Anthony JOHNSON**	1	10	29.68 miles	Triumph DAYTONA 675

Flag History

TYPE	TIME OF DAY
GREEN	15:54:41.676
FINISH	16:14:14.037

Flag Statistics

TYPE	COUNT	TOTAL LAPS	TOTAL TIME
Green	1	10	21:04.276
Red	0	0	0.000
Safety Car	0	0	0.000
FCY	0	0	0.000

BMCRC - MRO Championships - Rnd 8 @ Snetterton

Helmet City MRO Supersport 600 inc Clubman 600

RACE 10 - STATISTICS

CLASS : 13 Starters

Fastest Lap History

NO	NAME	LAP TIME	TIME OF DAY	LAP	VEHICLE
76	**Anthony JOHNSON**	**1:56.492**	15:58:38.962	2	Triumph DAYTONA 675

Leader History

NO	NAME	FROM LAP	LAPS LED	DISTANCE	VEHICLE
76	**Anthony JOHNSON**	1	10	29.68 miles	Triumph DAYTONA 675

BMCRC - MRO Championships - Rnd 8 @ Snetterton

Helmet City MRO Supersport 600 inc Clubman 600

RACE 10 - STATISTICS

CLASS : C

4 Starters

Fastest Lap History

NO	NAME	LAP TIME	TIME OF DAY	LAP	VEHICLE
96	**William HOWARTH**	**2:01.147**	15:58:50.099	2	Yamaha R6
96	**William HOWARTH**	**2:00.554**	16:02:52.368	4	Yamaha R6
96	**William HOWARTH**	**2:00.442**	16:04:52.810	5	Yamaha R6
96	**William HOWARTH**	**1:59.941**	16:06:52.751	6	Yamaha R6
96	**William HOWARTH**	**1:59.727**	16:08:52.478	7	Yamaha R6
96	**William HOWARTH**	**1:59.569**	16:14:52.200	10	Yamaha R6

Leader History

NO	NAME	FROM LAP	LAPS LED	DISTANCE	VEHICLE
96	**William HOWARTH**	1	10	29.68 miles	Yamaha R6

BMCRC - MRO Championships - Rnd 8 @ Snetterton

Helmet City MRO Supersport 600 inc Clubman 600

RACE 3 - GRID (10 Laps)

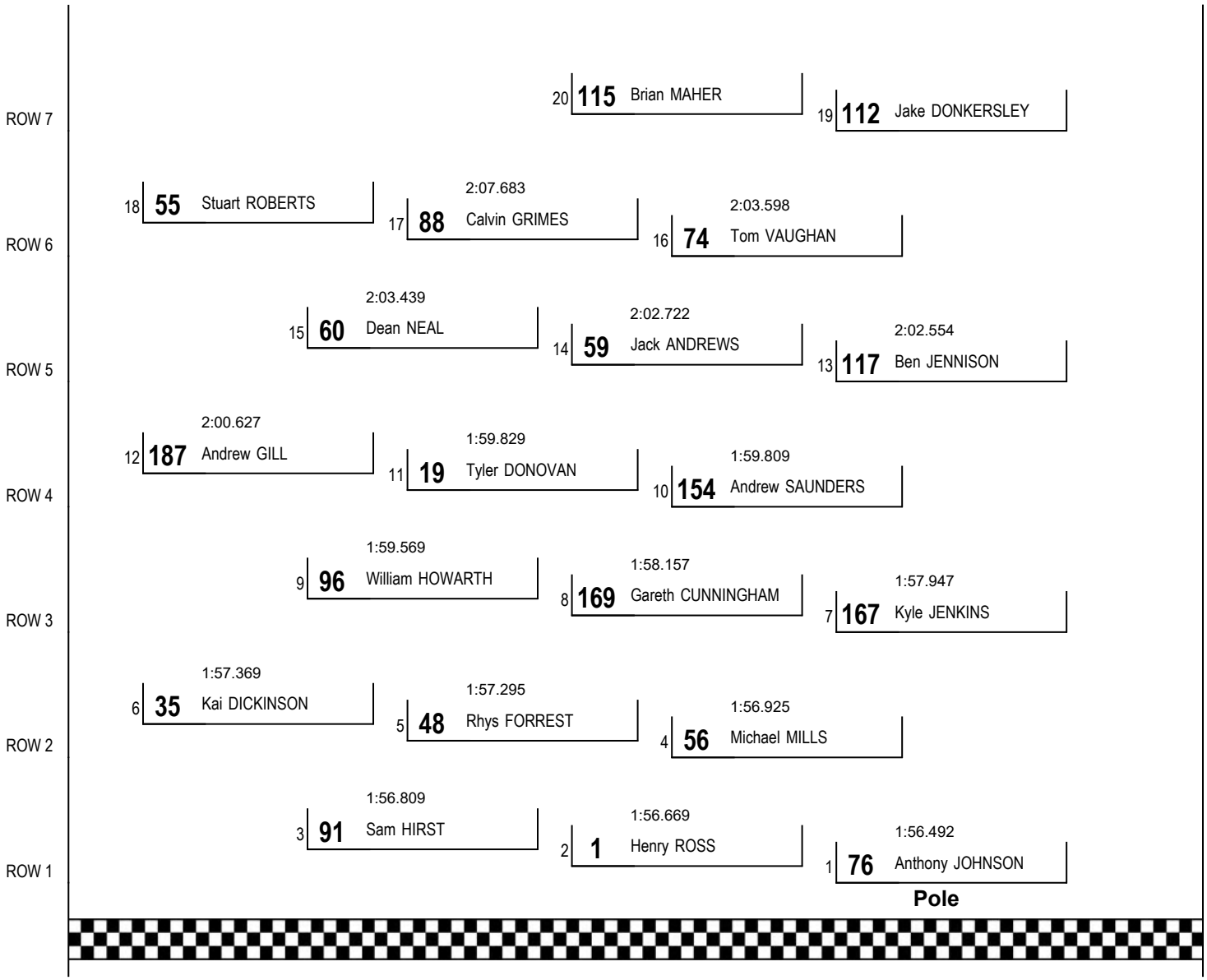

These results are provisional until the conclusion of any judicial and technical matters.

Snetterton 300: 2.9689 miles

Clerk Of Course: Den Grant / Caroline Patterson	Timekeeper: Richard Evans	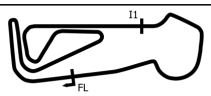

Results can be found at www.tsl-timing.com

Printed - 16:17 Saturday, 05 September 2026

BMCRC - MRO Championships - Rnd 8 @ Snetterton

Helmet City MRO Supersport 600 inc Clubman 600

RACE 3 - CLASSIFICATION

Race Distance: 6 Laps / 17.81 miles

POS	NO	CL	PIC	NAME	ENTRY	LAPS	TIME	GAP	DIFF	MPH	BEST	ON	GRD	↑↓
1	1		1	Anthony JOHNSON	Triumph DAYTONA 675 - Sussex Independent Financial Ad	6	11:45.130			90.94	1:55.842	6	1	0
2	141		2	Henry ROSS	Yamaha R6 -	6	11:45.732	0.602	0.602	90.86	1:56.185	6	2	0
3	48		3	Rhys FORREST	Kawasaki 600 - Mark Disley Restoration & Building Ltd	6	11:50.170	5.040	4.438	90.30	1:57.386	3	5	2
4	169		4	Gareth CUNNINGHAM	- Hobbs Roofing	6	11:52.359	7.229	2.189	90.02	1:57.336	3	8	4
5	56		5	Michael MILLS	Yamaha R6 -	6	11:56.195	11.065	3.836	89.54	1:57.570	3	4	-1
6	35		6	Kai DICKINSON	Yamaha R6 - Dad	6	11:58.952	13.822	2.757	89.19	1:58.009	6	6	0
7	154		7	Andrew SAUNDERS	Triumph 765 - Ron G & Super Sam	6	12:12.440	27.310	13.488	87.55	2:00.001	2	10	3
8	96	C	1	William HOWARTH	Yamaha R6 -	6	12:13.734	28.604	1.294	87.40	2:00.565	6	9	1
9	187		8	Andrew GILL	Kawasaki ZX636 -	6	12:18.499	33.369	4.765	86.83	2:01.608	3	12	3
10	59		9	Jack ANDREWS	Triumph STREET TRIPLE 765 RS - B1 Barbers and power t	6	12:25.435	40.305	6.936	86.02	2:02.192	4	14	4
11	112	C	2	Jake DONKERSLEY	Yamaha R6 -	6	12:26.260	41.130	0.825	85.93	2:02.666	5	19	8
12	60	C	3	Dean NEAL	Yamaha R6 - Acute Civil Engineering Ltd	6	12:33.175	48.045	6.915	85.14	2:03.981	3	15	3
13	117	C	4	Ben JENNISON	Triumph DAYTONA 675 - Orbit Machinery Engineering Ltd	6	12:33.205	48.075	0.030	85.14	2:03.881	6	13	0
14	74	C	5	Tom VAUGHAN	Yamaha R6 - Stockbridge Trading Ltd,Lamonde Automation	6	12:33.342	48.212	0.137	85.12	2:03.997	4	16	2
15	88		10	Calvin GRIMES	Yamaha R6 - Colorcote, Lustre Coatings, Frostbite Services	6	12:56.004	1:10.874	22.662	82.63	2:06.517	3	17	2
NOT CLASSIFIED														
DNF	167			Kyle JENKINS	Triumph 765 - RJS Superbike, Mclen & Co	3	5:57.070	3 Laps	3 Laps	89.79	1:57.182	3	7	
DNF	19			Tyler DONOVAN	Yamaha R6 - TMT Racing	1	2:06.578	5 Laps	2 Laps	84.43			11	
DNF	91*			Sam HIRST	Kawasaki ZX-636 - Team Valley Racing	0							3	
NOT STARTED														
NS	55	C		Stuart ROBERTS	Honda CBR 600RR - Sweatbank gym/Body Fix Coach								18	
NS	115	C		Brian MAHER	Yamaha R6 - Spraytech /Espresso Solutions								20	

FASTEST LAP

1		Anthony JOHNSON	Triumph DAYTONA 675 - Sussex Independent Financial Ad	6	1:55.842	92.26 mph	148.48 kph
96	C	William HOWARTH	Yamaha R6 -	6	2:00.565	88.64 mph	142.66 kph

#91 - 10 Second penalty applied - Jump start.
Class - 92.5% of Race Speed = 84.11 mph
Class C - 92.5% of Race Speed = 80.84 mph

Weather / Track : Bright / Dry
These results are provisional until the conclusion of any judicial and technical matters.

Date: 06/09/2026 Start: 11:04 Finish: 11:16
Snetterton 300: 2.9689 miles

Clerk Of Course: Den Grant / Caroline Patterson	Timekeeper: Richard Evans	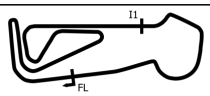

Results can be found at www.tsl-timing.com

Printed - 11:18 Sunday, 06 September 2026

BMCRC - MRO Championships - Rnd 8 @ Snetterton

Helmet City MRO Supersport 600 inc Clubman 600

RACE 3 - LAP CHART

LAP 1 @ 11:06:49.031

NO	BEHIND	LAP TIME
1		2:02.142
141	0.272	2:02.414
167	0.376	2:02.518
48	0.470	2:02.612
56	1.486	2:03.628
169	1.545	2:03.687
35	2.950	2:05.092
154	4.249	2:06.391
19	4.436	2:06.578
187	5.170	2:07.312
96	5.360	2:07.502
59	7.474	2:09.616
112	8.913	2:11.055
74	8.949	2:11.091
117	9.525	2:11.667
60	9.856	2:11.998
88	13.153	2:15.295

LAP 2 @ 11:08:46.263

NO	BEHIND	LAP TIME
141		1:56.960
1	0.233	1:57.465
167	0.514	1:57.370
48	0.831	1:57.593
169	1.810	1:57.497
56	2.894	1:58.640
35	5.040	1:59.322
154	7.018	2:00.001
187	10.025	2:02.087
96	10.114	2:01.986
59	14.048	2:03.806
112	14.649	2:02.968
60	16.663	2:04.039
74	16.695	2:04.978
117	16.976	2:04.683
88	24.055	2:08.134

LAP 3 @ 11:10:43.433

NO	BEHIND	LAP TIME
1		1:56.937
141	0.293	1:57.463
167	0.526	1:57.182
48	1.047	1:57.386
169	1.976	1:57.336
56	3.294	1:57.570
35	6.420	1:58.550
154	10.446	2:00.598
187	14.463	2:01.608
96	14.565	2:01.621
59	19.461	2:02.583
112	20.189	2:02.710
60	23.474	2:03.981
74	24.010	2:04.485
117	24.271	2:04.465
88	33.402	2:06.517

LAP 4 @ 11:12:39.804

NO	BEHIND	LAP TIME
1		1:56.371
141	0.277	1:56.355
48	2.289	1:57.613
169	3.042	1:57.437
56	5.175	1:58.252
35	9.009	1:58.960
154	15.367	2:01.292
96	19.327	2:01.133
187	20.913	2:02.821
59	25.282	2:02.192
112	26.839	2:03.021
60	31.530	2:04.427
74	31.636	2:03.997
117	32.027	2:04.127
88	45.588	2:08.557

LAP 5 @ 11:14:36.177

NO	BEHIND	LAP TIME
1		1:56.373
141	0.259	1:56.355
48	3.465	1:57.549
169	4.565	1:57.896
56	7.164	1:58.362
35	11.655	1:59.019
154	21.143	2:02.149
96	23.881	2:00.927
187	26.403	2:01.863
59	32.122	2:03.213
112	33.132	2:02.666
60	39.607	2:04.450
74	39.856	2:04.593
117	40.036	2:04.382
88	56.645	2:07.430

LAP 6 @ 11:16:32.019

NO	BEHIND	LAP TIME
1		1:55.842
141	0.602	1:56.185
48	5.040	1:57.417
169	7.229	1:58.506
56	11.065	1:59.743
35	13.822	1:58.009
154	27.310	2:02.009
96	28.604	2:00.565
187	33.369	2:02.808
59	40.305	2:04.025
112	41.130	2:03.840
60	48.045	2:04.280
117	48.075	2:03.881
74	48.212	2:04.198
88	1:10.874	2:10.071

Weather / Track : Bright / Dry

Snetterton 300: 2.9689 miles
Date: 06/09/2026 Start: 11:04 Finish: 11:16

Results can be found at www.tsl-timing.com

Printed - 11:18 Sunday, 06 September 2026

BMCRC - MRO Championships - Rnd 8 @ Snetterton

Helmet City MRO Supersport 600 inc Clubman 600

RACE 3 - POSITION CHART

No	Name	Lap Pos	1	2	3	4	5	6
1	JOHNSON	1	1	141	1	1	1	1
141	ROSS	2	141	1	141	141	141	141
91	HIRST	3	167	167	167	48	48	48
56	MILLS	4	48	48	48	169	169	169
48	FORREST	5	56	169	169	56	56	56
35	DICKINSON	6	169	56	56	35	35	35
167	JENKINS	7	35	35	35	154	154	154
169	CUNNINGHAM	8	154	154	154	96	96	96
96	HOWARTH	9	19	187	187	187	187	187
154	SAUNDERS	10	187	96	96	59	59	59
19	DONOVAN	11	96	59	59	112	112	112
187	GILL	12	59	112	112	60	60	60
117	JENNISON	13	112	60	60	74	74	117
59	ANDREWS	14	74	74	74	117	117	74
60	NEAL	15	117	117	117	88	88	88
74	VAUGHAN	16	60	88	88			
88	GRIMES	17	88					
55	ROBERTS	18						
112	DONKERSLEY	19						
115	MAHER	20						

Weather / Track : Bright / Dry

Snetterton 300: 2.9689 miles
Date: 06/09/2026 Start: 11:04 Finish: 11:16

Results can be found at www.tsl-timing.com

Printed - 11:19 Sunday, 06 September 2026

BMCRC - MRO Championships - Rnd 8 @ Snetterton

Helmet City MRO Supersport 600 inc Clubman 600

RACE 3 - SECTOR ANALYSIS

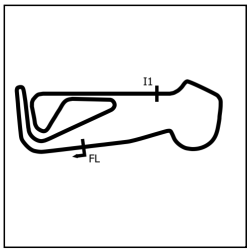

SECTOR 1 = FL to I1, SECTOR 2 = I1 to FL, DIFF = Difference To Personal Best Lap, P = Crossed Finish Line in Pit Lane, D = Time Disallowed

P1 1 Anthony JOHNSON — Triumph DAYTONA 675 - Sussex Independent Financial Advise

IDEAL LAP TIME : 1:55.842 BEST LAP TIME : 1:55.842 DIFFERENCE : 0.000

LAP	SECTOR 1	SECTOR 2	LAP TIME		MPH	DIFF	TIME OF DAY
1 -		39.351	2:02.142		87.50	6.300	11:06:49.031
2 -	1:18.092	39.373	1:57.465		90.98	1.623	11:08:46.496
3 -	1:17.939	38.998	1:56.937		91.40	1.095	11:10:43.433
4 -	1:17.602	38.769	1:56.371	(2)	91.84	0.529	11:12:39.804
5 -	1:17.529	38.844	1:56.373	(3)	91.84	0.531	11:14:36.177
6 -	***1:17.358***	***38.484***	***1:55.842***	**(1)**	***92.26***		***11:16:32.019***

P2 141 Henry ROSS — Yamaha R6 -

IDEAL LAP TIME : 1:55.997 BEST LAP TIME : 1:56.185 DIFFERENCE : 0.188

LAP	SECTOR 1	SECTOR 2	LAP TIME		MPH	DIFF	TIME OF DAY
1 -		39.541	2:02.414		87.31	6.229	11:06:49.303
2 -	1:17.768	39.192	1:56.960		91.38	0.775	11:08:46.263
3 -	1:18.552	38.911	1:57.463		90.99	1.278	11:10:43.726
4 -	1:17.403	38.952	1:56.355	(2)	91.85	0.170	11:12:40.081
5 -	1:17.478	***38.877***	1:56.355	(2)	91.85	0.170	11:14:36.436
6 -	***1:17.120***	39.065	***1:56.185***	**(1)**	***91.99***		***11:16:32.621***

P3 48 Rhys FORREST — Kawasaki 600 - Mark Disley Restoration & Building Ltd

IDEAL LAP TIME : 1:56.939 BEST LAP TIME : 1:57.386 DIFFERENCE : 0.447

LAP	SECTOR 1	SECTOR 2	LAP TIME		MPH	DIFF	TIME OF DAY
1 -		39.296	2:02.612		87.16	5.226	11:06:49.501
2 -	1:18.766	***38.827***	1:57.593		90.89	0.207	11:08:47.094
3 -	1:18.309	39.077	***1:57.386***	**(1)**	***91.05***		***11:10:44.480***
4 -	***1:18.112***	39.501	1:57.613		90.87	0.227	11:12:42.093
5 -	1:18.408	39.141	1:57.549	(3)	90.92	0.163	11:14:39.642
6 -	1:18.331	39.086	1:57.417	(2)	91.02	0.031	11:16:37.059

P4 169 Gareth CUNNINGHAM - Hobbs Roofing

IDEAL LAP TIME : 1:57.282 BEST LAP TIME : 1:57.336 DIFFERENCE : 0.054

LAP	SECTOR 1	SECTOR 2	LAP TIME		MPH	DIFF	TIME OF DAY
1 -		39.551	2:03.687		86.41	6.351	11:06:50.576
2 -	1:18.207	39.290	1:57.497	(3)	90.96	0.161	11:08:48.073
3 -	1:18.067	***39.269***	***1:57.336***	**(1)**	***91.08***		***11:10:45.409***
4 -	***1:18.013***	39.424	1:57.437	(2)	91.01	0.101	11:12:42.846
5 -	1:18.289	39.607	1:57.896		90.65	0.560	11:14:40.742
6 -	1:18.661	39.845	1:58.506		90.19	1.170	11:16:39.248

P5 56 Michael MILLS — Yamaha R6 -

IDEAL LAP TIME : 1:57.570 BEST LAP TIME : 1:57.570 DIFFERENCE : 0.000

LAP	SECTOR 1	SECTOR 2	LAP TIME		MPH	DIFF	TIME OF DAY
1 -		39.679	2:03.628		86.45	6.058	11:06:50.517
2 -	1:19.034	39.606	1:58.640		90.08	1.070	11:08:49.157
3 -	***1:18.385***	***39.185***	***1:57.570***	**(1)**	***90.90***		***11:10:46.727***
4 -	1:18.637	39.615	1:58.252	(2)	90.38	0.682	11:12:44.979
5 -	1:18.913	39.449	1:58.362	(3)	90.29	0.792	11:14:43.341
6 -	1:19.393	40.350	1:59.743		89.25	2.173	11:16:43.084

P6 35 Kai DICKINSON — Yamaha R6 - Dad

IDEAL LAP TIME : 1:58.009 BEST LAP TIME : 1:58.009 DIFFERENCE : 0.000

LAP	SECTOR 1	SECTOR 2	LAP TIME		MPH	DIFF	TIME OF DAY
1 -		39.852	2:05.092		85.44	7.083	11:06:51.981
2 -	1:19.361	39.961	1:59.322		89.57	1.313	11:08:51.303
3 -	1:18.908	39.642	1:58.550	(2)	90.15	0.541	11:10:49.853
4 -	1:18.963	39.997	1:58.960	(3)	89.84	0.951	11:12:48.813
5 -	1:19.354	39.665	1:59.019		89.80	1.010	11:14:47.832
6 -	***1:18.528***	***39.481***	***1:58.009***	**(1)**	***90.57***		***11:16:45.841***

Weather / Track : Bright / Dry

Snetterton 300: 2.9689 miles
Date: 06/09/2026 Start: 11:04 Finish: 11:16

BMCRC - MRO Championships - Rnd 8 @ Snetterton

Helmet City MRO Supersport 600 inc Clubman 600

RACE 3 - SECTOR ANALYSIS

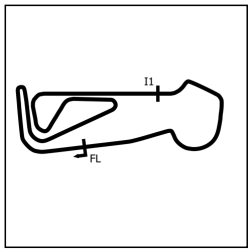

SECTOR 1 = FL to I1, SECTOR 2 = I1 to FL, DIFF = Difference To Personal Best Lap, P = Crossed Finish Line in Pit Lane, D = Time Disallowed

P7 154 Andrew SAUNDERS — Triumph 765 - Ron G & Super Sam

IDEAL LAP TIME : 1:59.831 BEST LAP TIME : 2:00.001 DIFFERENCE : 0.170

LAP	SECTOR 1	SECTOR 2	LAP TIME		MPH	DIFF	TIME OF DAY
1 -		***39.986***	2:06.391		84.56	6.390	11:06:53.280
2 -	***1:19.845***	40.156	***2:00.001***	***(1)***	***89.06***		***11:08:53.281***
3 -	1:20.234	40.364	2:00.598	**(2)**	88.62	0.597	11:10:53.879
4 -	1:20.320	40.972	2:01.292	**(3)**	88.11	1.291	11:12:55.171
5 -	1:21.017	41.132	2:02.149		87.50	2.148	11:14:57.320
6 -	1:21.066	40.943	2:02.009		87.60	2.008	11:16:59.329

P8 96 C William HOWARTH — Yamaha R6 -

IDEAL LAP TIME : 2:00.530 BEST LAP TIME : 2:00.565 DIFFERENCE : 0.035

LAP	SECTOR 1	SECTOR 2	LAP TIME		MPH	DIFF	TIME OF DAY
1 -		40.617	2:07.502		83.82	6.937	11:06:54.391
2 -	1:21.576	40.410	2:01.986		87.61	1.421	11:08:56.377
3 -	1:21.358	***40.263***	2:01.621		87.88	1.056	11:10:57.998
4 -	1:20.534	40.599	2:01.133	**(3)**	88.23	0.568	11:12:59.131
5 -	1:20.516	40.411	2:00.927	**(2)**	88.38	0.362	11:15:00.058
6 -	***1:20.267***	40.298	***2:00.565***	***(1)***	***88.64***		***11:17:00.623***

P9 187 Andrew GILL — Kawasaki ZX636 -

IDEAL LAP TIME : 2:01.321 BEST LAP TIME : 2:01.608 DIFFERENCE : 0.287

LAP	SECTOR 1	SECTOR 2	LAP TIME		MPH	DIFF	TIME OF DAY
1 -		40.861	2:07.312		83.95	5.704	11:06:54.201
2 -	1:21.472	***40.615***	2:02.087	**(3)**	87.54	0.479	11:08:56.288
3 -	***1:20.706***	40.902	***2:01.608***	***(1)***	***87.88***		***11:10:57.896***
4 -	1:21.497	41.324	2:02.821		87.02	1.213	11:13:00.717
5 -	1:20.881	40.982	2:01.863	**(2)**	87.70	0.255	11:15:02.580
6 -	1:21.646	41.162	2:02.808		87.03	1.200	11:17:05.388

P10 59 Jack ANDREWS — Triumph STREET TRIPLE 765 RS - B1 Barbers and power tool

IDEAL LAP TIME : 2:01.966 BEST LAP TIME : 2:02.192 DIFFERENCE : 0.226

LAP	SECTOR 1	SECTOR 2	LAP TIME		MPH	DIFF	TIME OF DAY
1 -		41.254	2:09.616		82.45	7.424	11:06:56.505
2 -	1:22.683	41.123	2:03.806		86.32	1.614	11:09:00.311
3 -	1:21.920	***40.663***	2:02.583	**(2)**	87.19	0.391	11:11:02.894
4 -	***1:21.303***	40.889	***2:02.192***	***(1)***	***87.46***		***11:13:05.086***
5 -	1:22.151	41.062	2:03.213	**(3)**	86.74	1.021	11:15:08.299
6 -	1:22.446	41.579	2:04.025		86.17	1.833	11:17:12.324

P11 112 C Jake DONKERSLEY — Yamaha R6 -

IDEAL LAP TIME : 2:02.432 BEST LAP TIME : 2:02.666 DIFFERENCE : 0.234

LAP	SECTOR 1	SECTOR 2	LAP TIME		MPH	DIFF	TIME OF DAY
1 -		41.218	2:11.055		81.55	8.389	11:06:57.944
2 -	1:22.160	***40.808***	2:02.968	**(3)**	86.91	0.302	11:09:00.912
3 -	***1:21.624***	41.086	2:02.710	**(2)**	87.10	0.044	11:11:03.622
4 -	1:21.644	41.377	2:03.021		86.88	0.355	11:13:06.643
5 -	1:21.764	40.902	***2:02.666***	***(1)***	***87.13***		***11:15:09.309***
6 -	1:22.401	41.439	2:03.840		86.30	1.174	11:17:13.149

P12 60 C Dean NEAL — Yamaha R6 - Acute Civil Engineering Ltd

IDEAL LAP TIME : 2:03.819 BEST LAP TIME : 2:03.981 DIFFERENCE : 0.162

LAP	SECTOR 1	SECTOR 2	LAP TIME		MPH	DIFF	TIME OF DAY
1 -		41.899	2:11.998		80.97	8.017	11:06:58.887
2 -	1:22.745	41.294	2:04.039	**(2)**	86.16	0.058	11:09:02.926
3 -	***1:22.540***	41.441	***2:03.981***	***(1)***	***86.20***		***11:11:06.907***
4 -	1:22.577	41.850	2:04.427		85.89	0.446	11:13:11.334
5 -	1:23.171	***41.279***	2:04.450		85.88	0.469	11:15:15.784
6 -	1:22.663	41.617	2:04.280	**(3)**	86.00	0.299	11:17:20.064

Weather / Track : Bright / Dry

Snetterton 300: 2.9689 miles
Date: 06/09/2026 Start: 11:04 Finish: 11:16

BMCRC - MRO Championships - Rnd 8 @ Snetterton

Helmet City MRO Supersport 600 inc Clubman 600

RACE 3 - SECTOR ANALYSIS

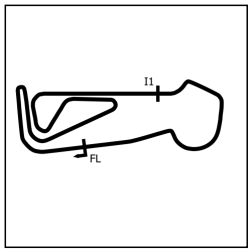

SECTOR 1 = FL to I1, SECTOR 2 = I1 to FL, DIFF = Difference To Personal Best Lap, P = Crossed Finish Line in Pit Lane, D = Time Disallowed

P13 117 C Ben JENNISON — Triumph DAYTONA 675 - Orbit Machinery Engineering Ltd

IDEAL LAP TIME : 2:03.687 BEST LAP TIME : 2:03.881 DIFFERENCE : 0.194

LAP	SECTOR 1	SECTOR 2	LAP TIME		MPH	DIFF	TIME OF DAY
1 -		42.158	2:11.667		81.17	7.786	11:06:58.556
2 -	1:23.010	41.673	2:04.683		85.72	0.802	11:09:03.239
3 -	1:22.935	41.530	2:04.465		85.87	0.584	11:11:07.704
4 -	***1:22.268***	41.859	2:04.127	**(2)**	86.10	0.246	11:13:11.831
5 -	1:22.963	***41.419***	2:04.382	**(3)**	85.92	0.501	11:15:16.213
6 -	1:22.383	41.498	***2:03.881***	**(1)**	***86.27***		***11:17:20.094***

P14 74 C Tom VAUGHAN — Yamaha R6 - Stockbridge Trading Ltd,Lamonde Automation

IDEAL LAP TIME : 2:03.649 BEST LAP TIME : 2:03.997 DIFFERENCE : 0.348

LAP	SECTOR 1	SECTOR 2	LAP TIME		MPH	DIFF	TIME OF DAY
1 -		41.675	2:11.091		81.53	7.094	11:06:57.980
2 -	1:23.066	41.912	2:04.978		85.51	0.981	11:09:02.958
3 -	1:23.142	***41.343***	2:04.485	**(3)**	85.85	0.488	11:11:07.443
4 -	***1:22.306***	41.691	***2:03.997***	**(1)**	***86.19***		***11:13:11.440***
5 -	1:23.187	41.406	2:04.593		85.78	0.596	11:15:16.033
6 -	1:22.629	41.569	2:04.198	**(2)**	86.05	0.201	11:17:20.231

P15 88 Calvin GRIMES — Yamaha R6 - Colorcote, Lustre Coatings, Frostbite Services

IDEAL LAP TIME : 2:06.504 BEST LAP TIME : 2:06.517 DIFFERENCE : 0.013

LAP	SECTOR 1	SECTOR 2	LAP TIME		MPH	DIFF	TIME OF DAY
1 -		***42.221***	2:15.295		78.99	8.778	11:07:02.184
2 -	1:25.620	42.514	2:08.134	**(3)**	83.41	1.617	11:09:10.318
3 -	***1:24.283***	42.234	***2:06.517***	**(1)**	***84.47***		***11:11:16.835***
4 -	1:24.796	43.761	2:08.557		83.13	2.040	11:13:25.392
5 -	1:25.012	42.418	2:07.430	**(2)**	83.87	0.913	11:15:32.822
6 -	1:25.932	44.139	2:10.071		82.17	3.554	11:17:42.893

P16 167 Kyle JENKINS — Triumph 765 - RJS Superbike, Mclen & Co

IDEAL LAP TIME : 1:56.624 BEST LAP TIME : 1:57.182 DIFFERENCE : 0.558

LAP	SECTOR 1	SECTOR 2	LAP TIME		MPH	DIFF	TIME OF DAY
1 -		39.075	2:02.518		87.23	5.336	11:06:49.407
2 -	1:18.734	***38.636***	1:57.370	**(2)**	91.06	0.188	11:08:46.777
3 -	1:18.157	39.025	***1:57.182***	**(1)**	***91.20***		***11:10:43.959***
4 -	***1:17.988***						

P17 19 Tyler DONOVAN — Yamaha R6 - TMT Racing

IDEAL LAP TIME : BEST LAP TIME : DIFFERENCE :

LAP	SECTOR 1	SECTOR 2	LAP TIME	MPH	DIFF	TIME OF DAY
1 -		***40.548***	2:06.578	84.43		11:06:53.467

BMCRC - MRO Championships - Rnd 8 @ Snetterton

Helmet City MRO Supersport 600 inc Clubman 600

RACE 3 - BEST SECTORS

	SECTOR 1		SECTOR 2	
POS	NO	TIME	NO	TIME
1	**141**	**1:17.120**	**1**	**38.484**
2	**1**	**1:17.358**	**167**	**38.636**
3	**167**	**1:17.988**	**48**	**38.827**
4	**169**	**1:18.013**	**141**	**38.877**
5	**48**	**1:18.112**	**56**	**39.185**
6	**56**	**1:18.385**	**169**	**39.269**
7	**35**	**1:18.528**	**35**	**39.481**
8	**154**	**1:19.845**	**154**	**39.986**
9	**96**	**1:20.267**	**96**	**40.263**
10	**187**	**1:20.706**	**19**	**40.548**
11	**59**	**1:21.303**	**187**	**40.615**
12	**112**	**1:21.624**	**59**	**40.663**
13	**117**	**1:22.268**	**112**	**40.808**
14	**74**	**1:22.306**	**60**	**41.279**
15	**60**	**1:22.540**	**74**	**41.343**
16	**88**	**1:24.283**	**117**	**41.419**
17			**88**	**42.221**
18				

IDEAL / BEST COMPARISON

				IDEAL	BEST	DIFF
			PERFECT LAP	**1:55.604**		
1	**1**	JOHNSON		1:55.842	1:55.842	**0.000**
2	**141**	ROSS		1:55.997	1:56.185	**0.188**
3	**167**	JENKINS		1:56.624	1:57.182	**0.558**
4	**48**	FORREST		1:56.939	1:57.386	**0.447**
5	**169**	CUNNINGHAM		1:57.282	1:57.336	**0.054**
6	**56**	MILLS		1:57.570	1:57.570	**0.000**
7	**35**	DICKINSON		1:58.009	1:58.009	**0.000**
8	**154**	SAUNDERS		1:59.831	2:00.001	**0.170**
9	**96**	HOWARTH		2:00.530	2:00.565	**0.035**
10	**187**	GILL		2:01.321	2:01.608	**0.287**
11	**59**	ANDREWS		2:01.966	2:02.192	**0.226**
12	**112**	DONKERSLEY		2:02.432	2:02.666	**0.234**
13	**74**	VAUGHAN		2:03.649	2:03.997	**0.348**
14	**117**	JENNISON		2:03.687	2:03.881	**0.194**
15	**60**	NEAL		2:03.819	2:03.981	**0.162**
16	**88**	GRIMES		2:06.504	2:06.517	**0.013**
17	**19**	DONOVAN				

Weather / Track : Bright / Dry

Snetterton 300: 2.9689 miles
Date: 06/09/2026 Start: 11:04 Finish: 11:16

Results can be found at www.tsl-timing.com

Printed - 11:18 Sunday, 06 September 2026

BMCRC - MRO Championships - Rnd 8 @ Snetterton

Helmet City MRO Supersport 600 inc Clubman 600

RACE 3 - STATISTICS

Competitors Started	18
Planned Start	2026-09-06 @ 10:05:00.000
Actual Start	2026-09-06 @ 11:04:46.888
Finish Time	2026-09-06 @ 11:16:32.018
Track Length	2.9689mi.
Total Laps	94
Total Distance Covered	279.0776mi.

Session Fastest Lap History

NO	CL	NAME	LAP TIME	TIME OF DAY	LAP	VEHICLE
141		**Henry ROSS**	**1:56.960**	11:08:46.263	2	Yamaha R6
1		**Anthony JOHNSON**	**1:56.937**	11:10:43.433	3	Triumph DAYTONA 675
1		**Anthony JOHNSON**	**1:56.371**	11:12:39.804	4	Triumph DAYTONA 675
141		**Henry ROSS**	**1:56.355**	11:12:40.081	4	Yamaha R6
1		**Anthony JOHNSON**	**1:55.842**	11:16:32.019	6	Triumph DAYTONA 675

Session Leader History

NO	CL	NAME	FROM LAP	LAPS LED	DISTANCE	VEHICLE
1		**Anthony JOHNSON**	1	1	2.96 miles	Triumph DAYTONA 675
141		**Henry ROSS**	2	1	2.96 miles	Yamaha R6
1		**Anthony JOHNSON**	3	4	11.87 miles	Triumph DAYTONA 675

Flag History

TYPE	TIME OF DAY
GREEN	11:04:46.888
FINISH	11:16:32.018

Flag Statistics

TYPE	COUNT	TOTAL LAPS	TOTAL TIME
Green	1	6	13:06.336
Red	0	0	0.000
Safety Car	0	0	0.000
FCY	0	0	0.000

BMCRC - MRO Championships - Rnd 8 @ Snetterton

Helmet City MRO Supersport 600 inc Clubman 600

RACE 3 - STATISTICS

CLASS : 13 Starters

Fastest Lap History

NO	NAME	LAP TIME	TIME OF DAY	LAP	VEHICLE
141	**Henry ROSS**	**1:56.960**	11:08:46.263	2	Yamaha R6
1	**Anthony JOHNSON**	**1:56.937**	11:10:43.433	3	Triumph DAYTONA 675
1	**Anthony JOHNSON**	**1:56.371**	11:12:39.804	4	Triumph DAYTONA 675
141	**Henry ROSS**	**1:56.355**	11:12:40.081	4	Yamaha R6
1	**Anthony JOHNSON**	**1:55.842**	11:16:32.019	6	Triumph DAYTONA 675

Leader History

NO	NAME	FROM LAP	LAPS LED	DISTANCE	VEHICLE
1	**Anthony JOHNSON**	1	1	2.96 miles	Triumph DAYTONA 675
141	**Henry ROSS**	2	1	2.96 miles	Yamaha R6
1	**Anthony JOHNSON**	3	4	11.87 miles	Triumph DAYTONA 675

BMCRC - MRO Championships - Rnd 8 @ Snetterton

Helmet City MRO Supersport 600 inc Clubman 600

RACE 3 - STATISTICS

CLASS : C

5 Starters

Fastest Lap History

NO	NAME	LAP TIME	TIME OF DAY	LAP	VEHICLE
96	**William HOWARTH**	**2:01.986**	11:08:56.377	2	Yamaha R6
96	**William HOWARTH**	**2:01.621**	11:10:57.998	3	Yamaha R6
96	**William HOWARTH**	**2:01.133**	11:12:59.131	4	Yamaha R6
96	**William HOWARTH**	**2:00.927**	11:15:00.058	5	Yamaha R6
96	**William HOWARTH**	**2:00.565**	11:17:00.623	6	Yamaha R6

Leader History

NO	NAME	FROM LAP	LAPS LED	DISTANCE	VEHICLE
96	**William HOWARTH**	1	6	17.81 miles	Yamaha R6

BMCRC - MRO Championships - Rnd 8 @ Snetterton

Helmet City MRO Supersport 600 inc Clubman 600

RACE 13 - GRID (6 Laps)

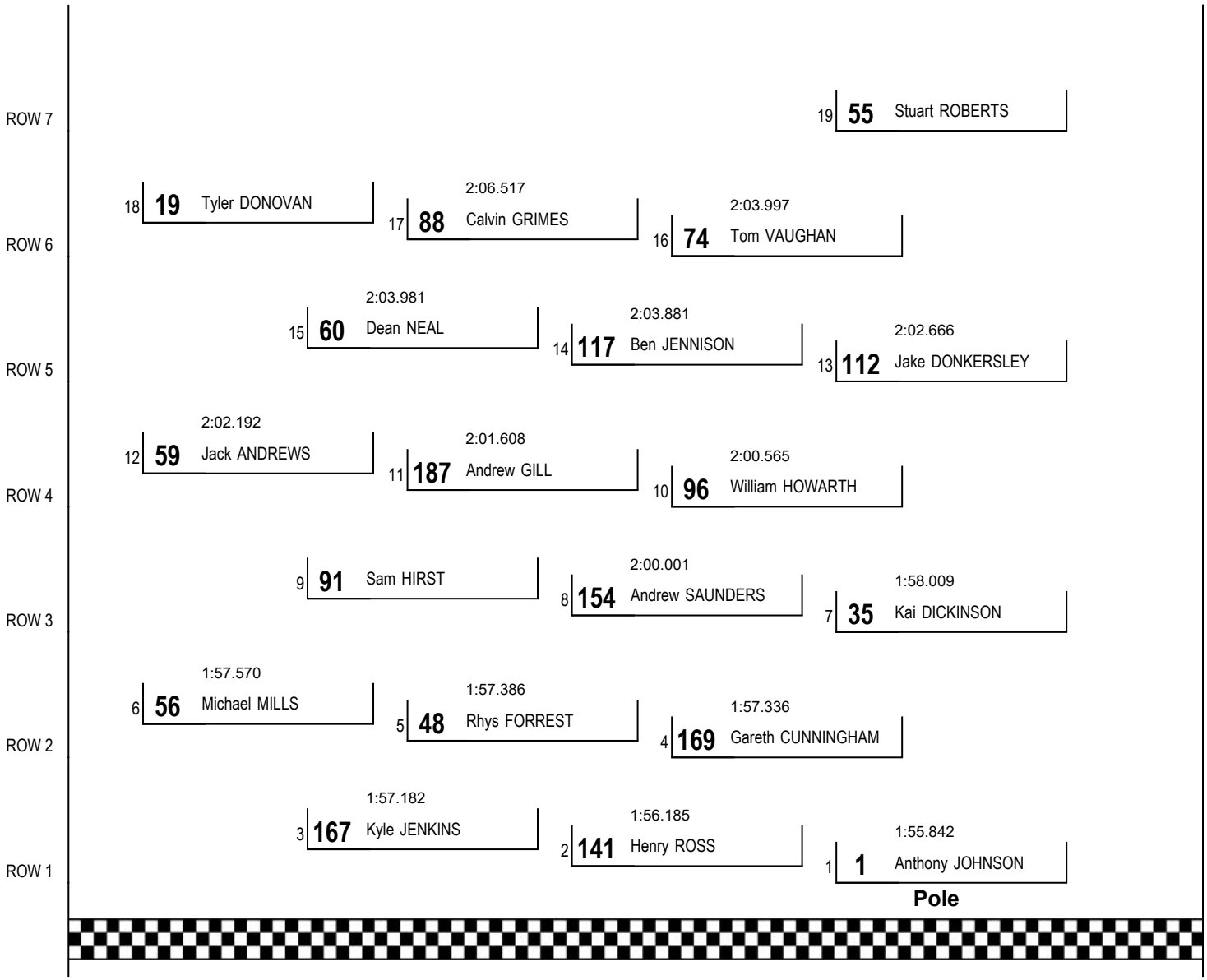

These results are provisional until the conclusion of any judicial and technical matters.

Snetterton 300: 2.9689 miles

Clerk Of Course: Den Grant / Caroline Patterson	Timekeeper: Richard Evans	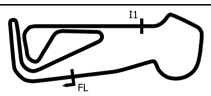

Results can be found at www.tsl-timing.com

Printed - 11:20 Sunday, 06 September 2026



BMCRC - MRO Championships - Rnd 8 @ Snetterton

Helmet City MRO Supersport 600 inc Clubman 600

RACE 13 - CLASSIFICATION

Race Distance: 6 Laps / 17.81 miles

POS	NO	CL	PIC	NAME	ENTRY	LAPS	TIME	GAP	DIFF	MPH	BEST	ON	GRD	↑↓
1	**1**		1	**Anthony JOHNSON**	Triumph DAYTONA 675 - Sussex Independent Financial Ad	**6**	11:48.131			90.56	**1:56.993**	2	1	0
2	**48**		2	**Rhys FORREST**	Kawasaki 600 - Mark Disley Restoration & Building Ltd	**6**	11:55.910	**7.779**	7.779	89.57	**1:57.608**	3	5	3
3	**141**		3	**Henry ROSS**	Yamaha R6 -	**6**	11:56.147	**8.016**	0.237	89.54	**1:58.068**	2	2	-1
4	**169**		4	**Gareth CUNNINGHAM**	- Hobbs Roofing	**6**	11:56.561	**8.430**	0.414	89.49	**1:58.173**	6	4	0
5	**56**		5	**Michael MILLS**	Yamaha R6 -	**6**	11:56.865	**8.734**	0.304	89.45	**1:58.296**	6	6	1
6	**35**		6	**Kai DICKINSON**	Yamaha R6 - Dad	**6**	11:57.215	**9.084**	0.350	89.41	**1:57.818**	5	7	1
7	**154**		7	**Andrew SAUNDERS**	Triumph 765 - Ron G & Super Sam	**6**	12:02.261	**14.130**	5.046	88.78	**1:58.832**	3	8	1
8	**91**		8	**Sam HIRST**	Kawasaki ZX-636 - Team Valley Racing	**6**	12:02.893	**14.762**	0.632	88.71	**1:58.786**	6	9	1
9	**96**	C	1	**William HOWARTH**	Yamaha R6 -	**6**	12:09.187	**21.056**	6.294	87.94	**2:00.347**	5	10	1
10	**187**		9	**Andrew GILL**	Kawasaki ZX636 -	**6**	12:16.041	**27.910**	6.854	87.12	**2:00.857**	2	11	1
11	**59**		10	**Jack ANDREWS**	Triumph STREET TRIPLE 765 RS - B1 Barbers and power t	**6**	12:20.218	**32.087**	4.177	86.63	**2:01.581**	2	12	1
12	**60**	C	2	**Dean NEAL**	Yamaha R6 - Acute Civil Engineering Ltd	**6**	12:27.465	**39.334**	7.247	85.79	**2:02.765**	2	15	3
13	**117**	C	3	**Ben JENNISON**	Triumph DAYTONA 675 - Orbit Machinery Engineering Ltd	**6**	12:27.569	**39.438**	0.104	85.78	**2:03.109**	4	14	1
14	**74**	C	4	**Tom VAUGHAN**	Yamaha R6 - Stockbridge Trading Ltd,Lamonde Automation	**6**	12:37.091	**48.960**	9.522	84.70	**2:04.361**	3	16	2
15	**88**		11	**Calvin GRIMES**	Yamaha R6 - Colorcote, Lustre Coatings, Frostbite Services	**6**	13:05.801	**1:17.670**	28.710	81.60	**2:08.675**	2	17	2
					NOT CLASSIFIED									
DNF	**112**	C		**Jake DONKERSLEY**	Yamaha R6 -	**2**	4:11.171	**4 Laps**	4 Laps	85.10	**2:00.969**	2	13	

FASTEST LAP

1	**Anthony JOHNSON**	Triumph DAYTONA 675 - Sussex Independent Financial Ad	**2**	1:56.993	91.35 mph	147.02 kph
96	C	**William HOWARTH**	Yamaha R6 -	**5**	2:00.347	88.81 mph	142.92 kph

Class - 92.5% of Race Speed = 83.76 mph
Class C - 92.5% of Race Speed = 81.34 mph

Weather / Track : Bright / Dry
These results are provisional until the conclusion of any judicial and technical matters.

Date: 06/09/2026 Start: 15:22 Finish: 15:34
Snetterton 300: 2.9689 miles

Clerk Of Course: Den Grant / Caroline Patterson	Timekeeper: Richard Evans	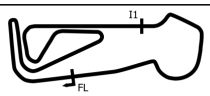

Results can be found at www.tsl-timing.com

Printed - 15:36 Sunday, 06 September 2026

BMCRC - MRO Championships - Rnd 8 @ Snetterton

Helmet City MRO Supersport 600 inc Clubman 600

RACE 13 - LAP CHART

LAP 1 @ 15:24:51.244

NO	BEHIND	LAP TIME
1		2:01.331
141	1.064	2:02.395
169	1.913	2:03.244
56	2.326	2:03.657
48	4.010	2:05.341
35	4.049	2:05.380
91	4.144	2:05.475
154	4.359	2:05.690
96	5.221	2:06.552
187	6.418	2:07.749
59	6.827	2:08.158
112	8.871	2:10.202
74	9.166	2:10.497
60	9.590	2:10.921
117	9.811	2:11.142
88	14.365	2:15.696

LAP 2 @ 15:26:48.237

NO	BEHIND	LAP TIME
1		1:56.993
141	2.139	1:58.068
169	3.451	1:58.531
56	3.697	1:58.364
48	4.723	1:57.706
35	5.914	1:58.858
154	6.496	1:59.130
91	7.246	2:00.095
96	8.804	2:00.576
187	10.282	2:00.857
59	11.415	2:01.581
112	12.847	2:00.969
60	15.362	2:02.765
117	16.119	2:03.301
74	16.615	2:04.442
88	26.047	2:08.675

LAP 3 @ 15:28:45.554

NO	BEHIND	LAP TIME
1		1:57.317
141	4.236	1:59.414
48	5.014	1:57.608
169	5.053	1:58.919
56	5.338	1:58.958
35	6.830	1:58.233
154	8.011	1:58.832
91	9.677	1:59.748
96	12.034	2:00.547
187	14.264	2:01.299
59	15.930	2:01.832
60	21.647	2:03.602
117	22.482	2:03.680
74	23.659	2:04.361
88	38.235	2:09.505

LAP 4 @ 15:30:42.816

NO	BEHIND	LAP TIME
1		1:57.262
141	6.265	1:59.291
48	6.283	1:58.531
169	6.514	1:58.723
56	6.887	1:58.811
35	7.895	1:58.327
154	10.174	1:59.425
91	12.181	1:59.766
96	15.403	2:00.631
187	18.783	2:01.781
59	21.116	2:02.448
60	28.139	2:03.754
117	28.329	2:03.109
74	31.299	2:04.902
88	49.836	2:08.863

LAP 5 @ 15:32:40.066

NO	BEHIND	LAP TIME
1		1:57.250
141	7.882	1:58.867
48	8.071	1:59.038
169	8.235	1:58.971
56	8.416	1:58.779
35	8.463	1:57.818
154	12.563	1:59.639
91	13.954	1:59.023
96	18.500	2:00.347
187	23.303	2:01.770
59	26.687	2:02.821
60	33.824	2:02.935
117	34.299	2:03.220
74	39.693	2:05.644
88	1:01.354	2:08.768

LAP 6 @ 15:34:38.044

NO	BEHIND	LAP TIME
1		1:57.978
48	7.779	1:57.686
141	8.016	1:58.112
169	8.430	1:58.173
56	8.734	1:58.296
35	9.084	1:58.599
154	14.130	1:59.545
91	14.762	1:58.786
96	21.056	2:00.534
187	27.910	2:02.585
59	32.087	2:03.378
60	39.334	2:03.488
117	39.438	2:03.117
74	48.960	2:07.245
88	1:17.670	2:14.294

Weather / Track : Bright / Dry

Snetterton 300: 2.9689 miles
Date: 06/09/2026 Start: 15:22 Finish: 15:34

Results can be found at www.tsl-timing.com

Printed - 15:37 Sunday, 06 September 2026

BMCRC - MRO Championships - Rnd 8 @ Snetterton

Helmet City MRO Supersport 600 inc Clubman 600

RACE 13 - POSITION CHART

No	Name	Lap Pos	1	2	3	4	5	6
1	JOHNSON	1	1	1	1	1	1	1
141	ROSS	2	141	141	141	141	141	48
169	CUNNINGHAM	3	169	169	48	48	48	141
48	FORREST	4	56	56	169	169	169	169
56	MILLS	5	48	48	56	56	56	56
35	DICKINSON	6	35	35	35	35	35	35
154	SAUNDERS	7	91	154	154	154	154	154
91	HIRST	8	154	91	91	91	91	91
96	HOWARTH	9	96	96	96	96	96	96
187	GILL	10	187	187	187	187	187	187
59	ANDREWS	11	59	59	59	59	59	59
112	DONKERSLEY	12	112	112	60	60	60	60
117	JENNISON	13	74	60	117	117	117	117
60	NEAL	14	60	117	74	74	74	74
74	VAUGHAN	15	117	74	88	88	88	88
88	GRIMES	16	88	88				

Weather / Track : Bright / Dry

Snetterton 300: 2.9689 miles
Date: 06/09/2026 Start: 15:22 Finish: 15:34

Results can be found at www.tsl-timing.com

Printed - 15:37 Sunday, 06 September 2026

BMCRC - MRO Championships - Rnd 8 @ Snetterton

Helmet City MRO Supersport 600 inc Clubman 600

RACE 13 - SECTOR ANALYSIS

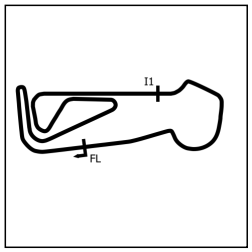

SECTOR 1 = FL to I1, SECTOR 2 = I1 to FL, DIFF = Difference To Personal Best Lap, P = Crossed Finish Line in Pit Lane, D = Time Disallowed

P1 1 Anthony JOHNSON — Triumph DAYTONA 675 - Sussex Independent Financial Advise

IDEAL LAP TIME : 1:56.709 BEST LAP TIME : 1:56.993 DIFFERENCE : 0.284

LAP	SECTOR 1	SECTOR 2	LAP TIME	MPH	DIFF	TIME OF DAY
1 -		***38.933***	2:01.331	88.09	4.338	15:24:51.244
2 -	***1:17.776***	39.217	***1:56.993*** **(1)**	***91.35***		***15:26:48.237***
3 -	1:17.998	39.319	1:57.317	91.10	0.324	15:28:45.554
4 -	1:18.205	39.057	1:57.262 **(3)**	91.14	0.269	15:30:42.816
5 -	1:18.209	39.041	1:57.250 **(2)**	91.15	0.257	15:32:40.066
6 -	1:18.643	39.335	1:57.978	90.59	0.985	15:34:38.044

P2 48 Rhys FORREST — Kawasaki 600 - Mark Disley Restoration & Building Ltd

IDEAL LAP TIME : 1:57.282 BEST LAP TIME : 1:57.608 DIFFERENCE : 0.326

LAP	SECTOR 1	SECTOR 2	LAP TIME	MPH	DIFF	TIME OF DAY
1 -		39.672	2:05.341	85.27	7.733	15:24:55.254
2 -	1:18.672	***39.034***	1:57.706 **(3)**	90.80	0.098	15:26:52.960
3 -	***1:18.248***	39.360	***1:57.608*** **(1)**	***90.87***		***15:28:50.568***
4 -	1:18.785	39.746	1:58.531	90.17	0.923	15:30:49.099
5 -	1:18.983	40.055	1:59.038	89.78	1.430	15:32:48.137
6 -	1:18.423	39.263	1:57.686 **(2)**	90.81	0.078	15:34:45.823

P3 141 Henry ROSS — Yamaha R6 -

IDEAL LAP TIME : 1:57.703 BEST LAP TIME : 1:58.068 DIFFERENCE : 0.365

LAP	SECTOR 1	SECTOR 2	LAP TIME	MPH	DIFF	TIME OF DAY
1 -		***39.408***	2:02.395	87.32	4.327	15:24:52.308
2 -	***1:18.295***	39.773	***1:58.068*** **(1)**	***90.52***		***15:26:50.376***
3 -	1:19.539	39.875	1:59.414	89.50	1.346	15:28:49.790
4 -	1:19.177	40.114	1:59.291	89.59	1.223	15:30:49.081
5 -	1:18.712	40.155	1:58.867 **(3)**	89.91	0.799	15:32:47.948
6 -	1:18.391	39.721	1:58.112 **(2)**	90.49	0.044	15:34:46.060

P4 169 Gareth CUNNINGHAM — - Hobbs Roofing

IDEAL LAP TIME : 1:57.992 BEST LAP TIME : 1:58.173 DIFFERENCE : 0.181

LAP	SECTOR 1	SECTOR 2	LAP TIME	MPH	DIFF	TIME OF DAY
1 -		***39.344***	2:03.244	86.72	5.071	15:24:53.157
2 -	1:18.833	39.698	1:58.531 **(2)**	90.17	0.358	15:26:51.688
3 -	***1:18.648***	40.271	1:58.919	89.87	0.746	15:28:50.607
4 -	1:18.943	39.780	1:58.723 **(3)**	90.02	0.550	15:30:49.330
5 -	1:19.131	39.840	1:58.971	89.83	0.798	15:32:48.301
6 -	1:18.706	39.467	***1:58.173*** **(1)**	***90.44***		***15:34:46.474***

P5 56 Michael MILLS — Yamaha R6 -

IDEAL LAP TIME : 1:57.970 BEST LAP TIME : 1:58.296 DIFFERENCE : 0.326

LAP	SECTOR 1	SECTOR 2	LAP TIME	MPH	DIFF	TIME OF DAY
1 -		***39.461***	2:03.657	86.43	5.361	15:24:53.570
2 -	***1:18.509***	39.855	1:58.364 **(2)**	90.29	0.068	15:26:51.934
3 -	1:18.609	40.349	1:58.958	89.84	0.662	15:28:50.892
4 -	1:18.810	40.001	1:58.811	89.95	0.515	15:30:49.703
5 -	1:18.898	39.881	1:58.779 **(3)**	89.98	0.483	15:32:48.482
6 -	1:18.796	39.500	***1:58.296*** **(1)**	***90.35***		***15:34:46.778***

P6 35 Kai DICKINSON — Yamaha R6 - Dad

IDEAL LAP TIME : 1:57.818 BEST LAP TIME : 1:57.818 DIFFERENCE : 0.000

LAP	SECTOR 1	SECTOR 2	LAP TIME	MPH	DIFF	TIME OF DAY
1 -		40.243	2:05.380	85.24	7.562	15:24:55.293
2 -	1:19.348	39.510	1:58.858	89.92	1.040	15:26:54.151
3 -	1:18.715	39.518	1:58.233 **(2)**	90.39	0.415	15:28:52.384
4 -	1:18.741	39.586	1:58.327 **(3)**	90.32	0.509	15:30:50.711
5 -	***1:18.328***	***39.490***	***1:57.818*** **(1)**	***90.71***		***15:32:48.529***
6 -	1:18.979	39.620	1:58.599	90.11	0.781	15:34:47.128

Weather / Track : Bright / Dry

Snetterton 300: 2.9689 miles
Date: 06/09/2026 Start: 15:22 Finish: 15:34

BMCRC - MRO Championships - Rnd 8 @ Snetterton

Helmet City MRO Supersport 600 inc Clubman 600

RACE 13 - SECTOR ANALYSIS

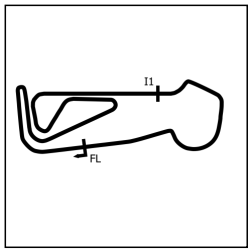

SECTOR 1 = FL to I1, SECTOR 2 = I1 to FL, DIFF = Difference To Personal Best Lap, P = Crossed Finish Line in Pit Lane, D = Time Disallowed

P7 154 Andrew SAUNDERS — Triumph 765 - Ron G & Super Sam

IDEAL LAP TIME : 1:58.832 BEST LAP TIME : 1:58.832 DIFFERENCE : 0.000

LAP	SECTOR 1	SECTOR 2	LAP TIME		MPH	DIFF	TIME OF DAY
1 -		40.295	2:05.690		85.03	6.858	15:24:55.603
2 -	1:19.273	39.857	1:59.130	(2)	89.71	0.298	15:26:54.733
3 -	***1:18.977***	***39.855***	***1:58.832***	**(1)**	***89.94***		***15:28:53.565***
4 -	1:19.455	39.970	1:59.425	(3)	89.49	0.593	15:30:52.990
5 -	1:19.603	40.036	1:59.639		89.33	0.807	15:32:52.629
6 -	1:19.589	39.956	1:59.545		89.40	0.713	15:34:52.174

P8 91 Sam HIRST — Kawasaki ZX-636 - Team Valley Racing

IDEAL LAP TIME : 1:58.666 BEST LAP TIME : 1:58.786 DIFFERENCE : 0.120

LAP	SECTOR 1	SECTOR 2	LAP TIME		MPH	DIFF	TIME OF DAY
1 -		40.627	2:05.475		85.18	6.689	15:24:55.388
2 -	1:19.876	40.219	2:00.095		88.99	1.309	15:26:55.483
3 -	1:19.336	40.412	1:59.748	(3)	89.25	0.962	15:28:55.231
4 -	1:19.618	40.148	1:59.766		89.24	0.980	15:30:54.997
5 -	1:19.192	***39.831***	1:59.023	(2)	89.79	0.237	15:32:54.020
6 -	***1:18.835***	39.951	***1:58.786***	**(1)**	***89.97***		***15:34:52.806***

P9 96 C William HOWARTH — Yamaha R6 -

IDEAL LAP TIME : 2:00.296 BEST LAP TIME : 2:00.347 DIFFERENCE : 0.051

LAP	SECTOR 1	SECTOR 2	LAP TIME		MPH	DIFF	TIME OF DAY
1 -		40.388	2:06.552		84.45	6.205	15:24:56.465
2 -	1:20.139	40.437	2:00.576		88.64	0.229	15:26:57.041
3 -	1:20.045	40.502	2:00.547	(3)	88.66	0.200	15:28:57.588
4 -	***1:20.008***	40.623	2:00.631		88.60	0.284	15:30:58.219
5 -	1:20.059	***40.288***	***2:00.347***	**(1)**	***88.81***		***15:32:58.566***
6 -	1:20.099	40.435	2:00.534	(2)	88.67	0.187	15:34:59.100

P10 187 Andrew GILL — Kawasaki ZX636 -

IDEAL LAP TIME : 2:00.857 BEST LAP TIME : 2:00.857 DIFFERENCE : 0.000

LAP	SECTOR 1	SECTOR 2	LAP TIME		MPH	DIFF	TIME OF DAY
1 -		40.654	2:07.749		83.66	6.892	15:24:57.662
2 -	***1:20.264***	***40.593***	***2:00.857***	**(1)**	***88.43***		***15:26:58.519***
3 -	1:20.620	40.679	2:01.299	(2)	88.11	0.442	15:28:59.818
4 -	1:20.819	40.962	2:01.781		87.76	0.924	15:31:01.599
5 -	1:20.950	40.820	2:01.770	(3)	87.77	0.913	15:33:03.369
6 -	1:21.326	41.259	2:02.585		87.18	1.728	15:35:05.954

P11 59 Jack ANDREWS — Triumph STREET TRIPLE 765 RS - B1 Barbers and power tool

IDEAL LAP TIME : 2:01.581 BEST LAP TIME : 2:01.581 DIFFERENCE : 0.000

LAP	SECTOR 1	SECTOR 2	LAP TIME		MPH	DIFF	TIME OF DAY
1 -		40.460	2:08.158		83.39	6.577	15:24:58.071
2 -	***1:21.275***	***40.306***	***2:01.581***	**(1)**	***87.90***		***15:26:59.652***
3 -	1:21.447	40.385	2:01.832	(2)	87.72	0.251	15:29:01.484
4 -	1:21.846	40.602	2:02.448	(3)	87.28	0.867	15:31:03.932
5 -	1:21.592	41.229	2:02.821		87.02	1.240	15:33:06.753
6 -	1:21.998	41.380	2:03.378		86.62	1.797	15:35:10.131

P12 60 C Dean NEAL — Yamaha R6 - Acute Civil Engineering Ltd

IDEAL LAP TIME : 2:02.636 BEST LAP TIME : 2:02.765 DIFFERENCE : 0.129

LAP	SECTOR 1	SECTOR 2	LAP TIME		MPH	DIFF	TIME OF DAY
1 -		41.445	2:10.921		81.63	8.156	15:25:00.834
2 -	***1:21.560***	41.205	***2:02.765***	**(1)**	***87.06***		***15:27:03.599***
3 -	1:22.336	41.266	2:03.602		86.47	0.837	15:29:07.201
4 -	1:22.416	41.338	2:03.754		86.36	0.989	15:31:10.955
5 -	1:21.859	***41.076***	2:02.935	(2)	86.94	0.170	15:33:13.890
6 -	1:22.216	41.272	2:03.488	(3)	86.55	0.723	15:35:17.378

BMCRC - MRO Championships - Rnd 8 @ Snetterton

Helmet City MRO Supersport 600 inc Clubman 600

RACE 13 - SECTOR ANALYSIS

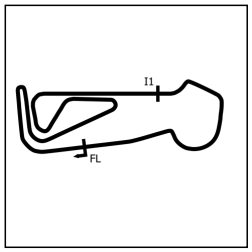

SECTOR 1 = FL to I1, SECTOR 2 = I1 to FL, DIFF = Difference To Personal Best Lap, P = Crossed Finish Line in Pit Lane, D = Time Disallowed

P13 117 C Ben JENNISON — Triumph DAYTONA 675 - Orbit Machinery Engineering Ltd

IDEAL LAP TIME : 2:02.997 BEST LAP TIME : 2:03.109 DIFFERENCE : 0.112

LAP	SECTOR 1	SECTOR 2	LAP TIME		MPH	DIFF	TIME OF DAY
1 -		41.292	2:11.142		81.49	8.033	15:25:01.055
2 -	1:21.848	41.453	2:03.301		86.68	0.192	15:27:04.356
3 -	1:22.151	41.529	2:03.680		86.41	0.571	15:29:08.036
4 -	***1:21.826***	41.283	***2:03.109***	**(1)**	***86.81***		***15:31:11.145***
5 -	1:21.898	41.322	2:03.220	**(3)**	86.73	0.111	15:33:14.365
6 -	1:21.946	***41.171***	2:03.117	**(2)**	86.81	0.008	15:35:17.482

P14 74 C Tom VAUGHAN — Yamaha R6 - Stockbridge Trading Ltd,Lamonde Automation

IDEAL LAP TIME : 2:03.946 BEST LAP TIME : 2:04.361 DIFFERENCE : 0.415

LAP	SECTOR 1	SECTOR 2	LAP TIME		MPH	DIFF	TIME OF DAY
1 -		***41.462***	2:10.497		81.90	6.136	15:25:00.410
2 -	1:22.503	41.939	2:04.442	**(2)**	85.88	0.081	15:27:04.852
3 -	***1:22.484***	41.877	***2:04.361***	**(1)**	***85.94***		***15:29:09.213***
4 -	1:22.889	42.013	2:04.902	**(3)**	85.57	0.541	15:31:14.115
5 -	1:23.485	42.159	2:05.644		85.06	1.283	15:33:19.759
6 -	1:24.006	43.239	2:07.245		83.99	2.884	15:35:27.004

P15 88 Calvin GRIMES — Yamaha R6 - Colorcote, Lustre Coatings, Frostbite Services

IDEAL LAP TIME : 2:06.466 BEST LAP TIME : 2:08.675 DIFFERENCE : 2.209

LAP	SECTOR 1	SECTOR 2	LAP TIME		MPH	DIFF	TIME OF DAY
1 -		***42.450***	2:15.696		78.76	7.021	15:25:05.609
2 -	1:25.450	43.225	***2:08.675***	**(1)**	***83.06***		***15:27:14.284***
3 -	1:26.459	43.046	2:09.505		82.53	0.830	15:29:23.789
4 -	1:26.182	42.681	2:08.863	**(3)**	82.94	0.188	15:31:32.652
5 -	1:26.216	42.552	2:08.768	**(2)**	83.00	0.093	15:33:41.420
6 -	***1:24.016***	50.278	2:14.294		79.58	5.619	15:35:55.714

P16 112 C Jake DONKERSLEY — Yamaha R6 -

IDEAL LAP TIME : 2:00.969 BEST LAP TIME : 2:00.969 DIFFERENCE : 0.000

LAP	SECTOR 1	SECTOR 2	LAP TIME		MPH	DIFF	TIME OF DAY
1 -		40.796	2:10.202		82.08	9.233	15:25:00.115
2 -	***1:20.574***	***40.395***	***2:00.969***	**(1)**	***88.35***		***15:27:01.084***

BMCRC - MRO Championships - Rnd 8 @ Snetterton

Helmet City MRO Supersport 600 inc Clubman 600

RACE 13 - BEST SECTORS

	SECTOR 1		SECTOR 2	
POS	NO	TIME	NO	TIME
1	**1**	**1:17.776**	**1**	**38.933**
2	**48**	**1:18.248**	**48**	**39.034**
3	**141**	**1:18.295**	**169**	**39.344**
4	**35**	**1:18.328**	**141**	**39.408**
5	**56**	**1:18.509**	**56**	**39.461**
6	**169**	**1:18.648**	**35**	**39.490**
7	**91**	**1:18.835**	**91**	**39.831**
8	**154**	**1:18.977**	**154**	**39.855**
9	**96**	**1:20.008**	**96**	**40.288**
10	**187**	**1:20.264**	**59**	**40.306**
11	**112**	**1:20.574**	**112**	**40.395**
12	**59**	**1:21.275**	**187**	**40.593**
13	**60**	**1:21.560**	**60**	**41.076**
14	**117**	**1:21.826**	**117**	**41.171**
15	**74**	**1:22.484**	**74**	**41.462**
16	**88**	**1:24.016**	**88**	**42.450**

IDEAL / BEST COMPARISON

				IDEAL	BEST	DIFF
			PERFECT LAP	**1:56.709**		
1	**1**	JOHNSON		1:56.709	1:56.993	**0.284**
2	**48**	FORREST		1:57.282	1:57.608	**0.326**
3	**141**	ROSS		1:57.703	1:58.068	**0.365**
4	**35**	DICKINSON		1:57.818	1:57.818	**0.000**
5	**56**	MILLS		1:57.970	1:58.296	**0.326**
6	**169**	CUNNINGHAM		1:57.992	1:58.173	**0.181**
7	**91**	HIRST		1:58.666	1:58.786	**0.120**
8	**154**	SAUNDERS		1:58.832	1:58.832	**0.000**
9	**96**	HOWARTH		2:00.296	2:00.347	**0.051**
10	**187**	GILL		2:00.857	2:00.857	**0.000**
11	**112**	DONKERSLEY		2:00.969	2:00.969	**0.000**
12	**59**	ANDREWS		2:01.581	2:01.581	**0.000**
13	**60**	NEAL		2:02.636	2:02.765	**0.129**
14	**117**	JENNISON		2:02.997	2:03.109	**0.112**
15	**74**	VAUGHAN		2:03.946	2:04.361	**0.415**
16	**88**	GRIMES		2:06.466	2:08.675	**2.209**

Weather / Track : Bright / Dry

Snetterton 300: 2.9689 miles
Date: 06/09/2026 Start: 15:22 Finish: 15:34

Results can be found at www.tsl-timing.com

Printed - 15:36 Sunday, 06 September 2026

BMCRC - MRO Championships - Rnd 8 @ Snetterton

Helmet City MRO Supersport 600 inc Clubman 600

RACE 13 - STATISTICS

Competitors Started	16
Planned Start	2026-09-06 @ 14:20:00.000
Actual Start	2026-09-06 @ 15:22:49.912
Finish Time	2026-09-06 @ 15:34:38.043
Track Length	2.9689mi.
Total Laps	92
Total Distance Covered	273.1398mi.

Session Fastest Lap History

NO	CL	NAME	LAP TIME	TIME OF DAY	LAP	VEHICLE
1		**Anthony JOHNSON**	**1:56.993**	15:26:48.237	2	Triumph DAYTONA 675

Session Leader History

NO	CL	NAME	FROM LAP	LAPS LED	DISTANCE	VEHICLE
1		**Anthony JOHNSON**	1	6	17.81 miles	Triumph DAYTONA 675

Flag History

TYPE	TIME OF DAY
GREEN	15:22:49.912
FINISH	15:34:38.043

Flag Statistics

TYPE	COUNT	TOTAL LAPS	TOTAL TIME
Green	1	6	13:12.171
Red	0	0	0.000
Safety Car	0	0	0.000
FCY	0	0	0.000

BMCRC - MRO Championships - Rnd 8 @ Snetterton

Helmet City MRO Supersport 600 inc Clubman 600

RACE 13 - STATISTICS

CLASS : 11 Starters

Fastest Lap History

NO	NAME	LAP TIME	TIME OF DAY	LAP	VEHICLE
1	**Anthony JOHNSON**	**1:56.993**	15:26:48.237	2	Triumph DAYTONA 675

Leader History

NO	NAME	FROM LAP	LAPS LED	DISTANCE	VEHICLE
1	**Anthony JOHNSON**	1	6	17.81 miles	Triumph DAYTONA 675

BMCRC - MRO Championships - Rnd 8 @ Snetterton

Helmet City MRO Supersport 600 inc Clubman 600

RACE 13 - STATISTICS

CLASS : C

5 Starters

Fastest Lap History

NO	NAME	LAP TIME	TIME OF DAY	LAP	VEHICLE
96	**William HOWARTH**	**2:00.576**	15:26:57.041	2	Yamaha R6
96	**William HOWARTH**	**2:00.547**	15:28:57.588	3	Yamaha R6
96	**William HOWARTH**	**2:00.347**	15:32:58.566	5	Yamaha R6

Leader History

NO	NAME	FROM LAP	LAPS LED	DISTANCE	VEHICLE
96	**William HOWARTH**	1	6	17.81 miles	Yamaha R6





PROPERLY PROTECTED MRO MINITWINS & BMCRC ROOKIE MINITWINS

BMCRC-MRO Championships – Round 8

Snetterton 300

5th / 6th September 2026

Timing & Results Provided by Timing Solutions Ltd

www.tsl-timing.com

Snetterton 300 Circuit

Norwich, Norfolk, UK

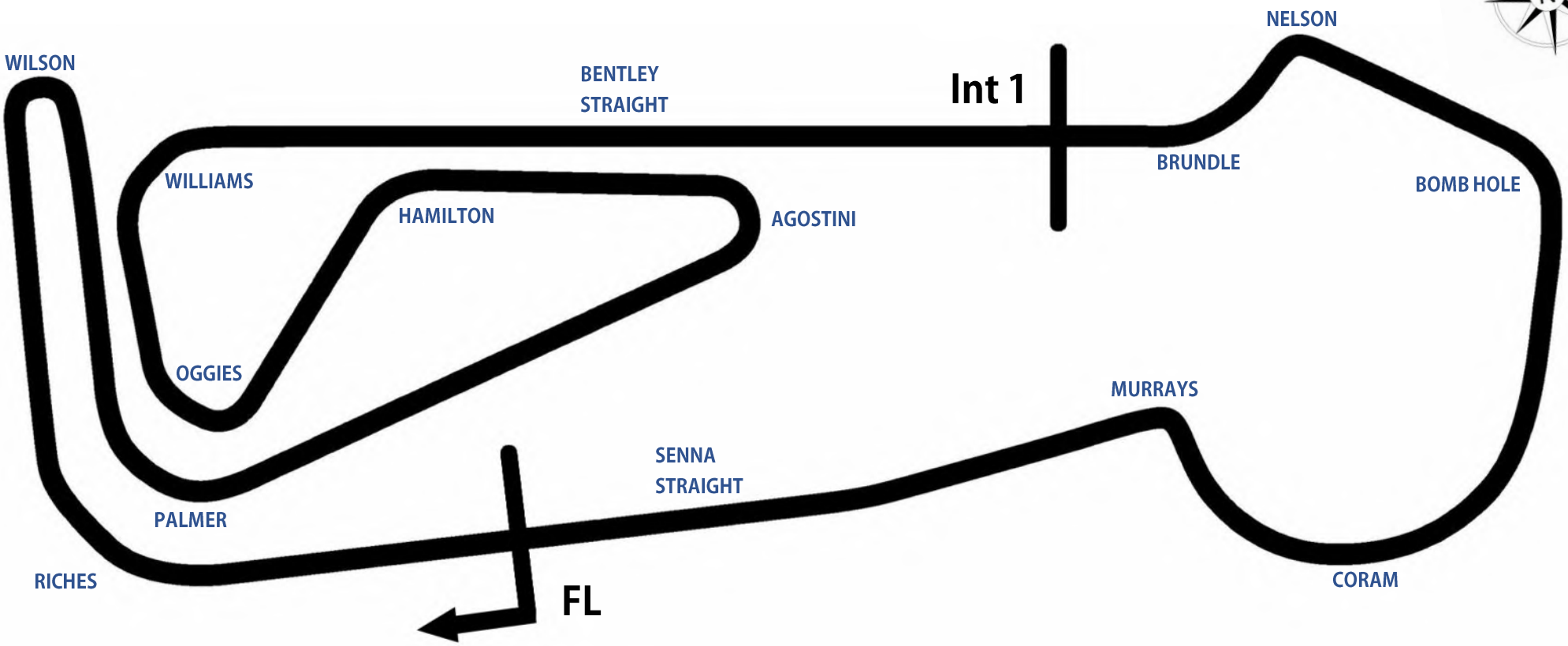

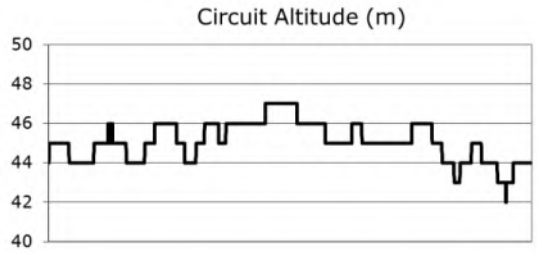

Length	2.9689 miles | 4.778 km | 4778.0 m		
FL		52.46340 N	0.94476 E
Int 1	3198m	52.46617 N	0.94964 E
Pit Entry	4572m	52.46364 N	0.94774 E
Pit Exit	40m after FL	52.46338 N	0.94420 E
Pit Entry - Pit Exit	246m, 17.7S @ 50kph, 14.7s @ 60kph		

Results & Live Timing available at – www.tsl-timing.com

Updated - 14/03/2024 14:52

BMCRC - MRO Championships - Rnd 8 @ Snetterton

MRO Minitwins & Rookie Minitwins

QUALIFYING - CLASSIFICATION

POS	NO	CL	PIC	NAME	ENTRY	TIME	ON	LAPS	GAP	DIFF	MPH
1	**660**		1	**Ronnie HARRIS**	Suzuki SV 650 - Team Harris Racing	**2:02.193**	4	5			87.46
2	**141**		2	**Bill HARRIS**	Suzuki SV 650 - Team Harris Racing	**2:03.187**	4	5	**0.994**	0.994	86.76
3	**27**		3	**Jack BETTIS**	Suzuki SV 650 - NB Toolmaking, Upfront Property Serv	**2:04.394**	3	5	**2.201**	1.207	85.92
4	**61**		4	**Adam SHELTON**	Suzuki SV 650 - Squideo	**2:04.593**	4	5	**2.400**	0.199	85.78
5	**96**		5	**William HOWARTH**	Suzuki SV 650 -	**2:05.317**	5	5	**3.124**	0.724	85.28
6	**66**		6	**Mitch DUCRAN**	Suzuki SV 650 - JP Haulage / Black Widow Exhausts	**2:05.319**	4	5	**3.126**	0.002	85.28
7	**24**	RMT	1	**Jack NOBLE**	Suzuki SV 650 - Delta T racing / NP Racing	**2:05.598**	4	5	**3.405**	0.279	85.09
8	**79**	RMT	2	**Conor WOLFF**	Suzuki SV 650 -	**2:06.008**	4	5	**3.815**	0.410	84.82
9	**33**		7	**Steve COSTIN**	Suzuki SV 650 WET - Surrey Motorcycles / Traq72 Rac	**2:07.110**	3	5	**4.917**	1.102	84.08
10	**19**		8	**Kevin LILLEY**	Suzuki SV 650 - Trafalgar Cleaning Eqpt. / Steve Jordai	**2:07.893**	2	5	**5.700**	0.783	83.57
11	**11**	RMT	3	**Alfie GARROD**	Suzuki SV 650 - ATP Motorsport	**2:08.948**	4	5	**6.755**	1.055	82.88
12	**166**		9	**Ben KING**	Suzuki SV 650 - Stour valley game	**2:09.543**	3	5	**7.350**	0.595	82.50
13	**128**	RMT	4	**Brannon WHIBLEY**	Suzuki SV 650 SK1 - D&S pumps. Electrotec	**2:09.873**	5	5	**7.680**	0.330	82.29
14	**45**		10	**Terence QUINCE**	Suzuki SV 650 - K&Q, HM Racing, Titan-x, VAL	**2:11.775**	5	5	**9.582**	1.902	81.10
15	**14**		11	**George COWIE**	Suzuki SV 650 - Dad	**2:12.455**	5	5	**10.262**	0.680	80.69
16	**372**		12	**Charlie EAGLING**	Suzuki SV 650 - java bean coffee company	**2:12.752**	5	5	**10.559**	0.297	80.51
17	**34**		13	**Andrew JOHNSON**	Suzuki SV 650 - Rose & Charlie Racing	**2:14.393**	5	5	**12.200**	1.641	79.52
18	**109**		14	**Logan PARSONS**	Suzuki SV 650 - IMP Racing & Log Racing	**2:14.536**	4	5	**12.343**	0.143	79.44
19	**369**		15	**Merlin LINDSAY**	Suzuki SV 650 S -	**2:14.880**	5	5	**12.687**	0.344	79.24
20	**36**	RMT	5	**Scott ELLIOTT**	Suzuki SV 650 - Cine fire tech / sprockets racing	**2:14.956**	4	5	**12.763**	0.076	79.19
21	**51**		16	**Andrew DURANT**	Suzuki SV 650 -	**2:19.994**	2	5	**17.801**	5.038	76.34
22	**158**		17	**Danny BRENNAN**	Suzuki SV 650 - Greenplant uk	**2:24.086**	4	4	**21.893**	4.092	74.17
23	**37**		18	**Stephen WILSON**	Suzuki SV 650 -	**2:25.274**	4	4	**23.081**	1.188	73.57
24	**878**	RMT	6	**Peter SEAL**	Suzuki SV 650 -	**2:27.041**	4	4	**24.848**	1.767	72.68
25	**679**	RMT	7	**Gene GOODRUM**	Suzuki SV 650 - Delta T Racing			0			

Weather / Track : Bright / Dry

These results are provisional until the conclusion of any judicial and technical matters.

Date: 05/09/2026 Start: 09:46 Finish: 09:56

Snetterton 300: 2.9689 miles

Clerk Of Course: Den Grant / Caroline Patterson	Timekeeper: Richard Evans	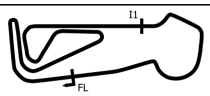

Results can be found at www.tsl-timing.com

Printed - 09:59 Saturday, 05 September 2026

BMCRC - MRO Championships - Rnd 8 @ Snetterton

MRO Minitwins & Rookie Minitwins

QUALIFYING - SECTOR ANALYSIS

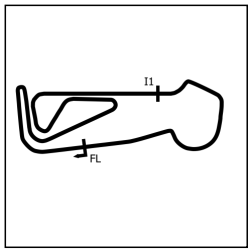

SECTOR 1 = FL to I1, SECTOR 2 = I1 to FL, DIFF = Difference To Personal Best Lap, P = Crossed Finish Line in Pit Lane, D = Time Disallowed

P1 **660** **Ronnie HARRIS** — Suzuki SV 650 - Team Harris Racing

IDEAL LAP TIME : 2:02.165 BEST LAP TIME : 2:02.193 DIFFERENCE : 0.028

LAP	SECTOR 1	SECTOR 2	LAP TIME		MPH	DIFF	TIME OF DAY
1 -	1:26.297	42.102	2:08.399		83.24	6.206	09:48:53.992
2 -	1:22.277	40.522	2:02.799		87.03	0.606	09:50:56.791
3 -	***1:21.782***	40.529	2:02.311	**(2)**	87.38	0.118	09:52:59.102
4 -	1:21.810	***40.383***	***2:02.193***	**(1)**	***87.46***		***09:55:01.295***
5 -	1:21.852	40.696	2:02.548	**(3)**	87.21	0.355	09:57:03.843

P2 **141** **Bill HARRIS** — Suzuki SV 650 - Team Harris Racing

IDEAL LAP TIME : 2:03.056 BEST LAP TIME : 2:03.187 DIFFERENCE : 0.131

LAP	SECTOR 1	SECTOR 2	LAP TIME		MPH	DIFF	TIME OF DAY
1 -	1:26.204	41.908	2:08.112		83.42	4.925	09:48:54.341
2 -	1:22.786	41.166	2:03.952		86.22	0.765	09:50:58.293
3 -	1:22.168	***41.035***	2:03.203	**(2)**	86.75	0.016	09:53:01.496
4 -	***1:22.021***	41.166	***2:03.187***	**(1)**	***86.76***		***09:55:04.683***
5 -	1:22.156	41.149	2:03.305	**(3)**	86.68	0.118	09:57:07.988

P3 **27** **Jack BETTIS** — Suzuki SV 650 - NB Toolmaking, Upfront Property Services

IDEAL LAP TIME : 2:04.030 BEST LAP TIME : 2:04.394 DIFFERENCE : 0.364

LAP	SECTOR 1	SECTOR 2	LAP TIME		MPH	DIFF	TIME OF DAY
1 -	1:27.666	42.319	2:09.985		82.22	5.591	09:48:54.317
2 -	1:23.666	***41.294***	2:04.960	**(2)**	85.53	0.566	09:50:59.277
3 -	***1:22.736***	41.658	***2:04.394***	**(1)**	***85.92***		***09:53:03.671***
4 -	1:23.419	41.549	2:04.968	**(3)**	85.52	0.574	09:55:08.639
5 -	1:23.837	41.903	2:05.740		85.00	1.346	09:57:14.379

P4 **61** **Adam SHELTON** — Suzuki SV 650 - Squideo

IDEAL LAP TIME : 2:04.160 BEST LAP TIME : 2:04.593 DIFFERENCE : 0.433

LAP	SECTOR 1	SECTOR 2	LAP TIME		MPH	DIFF	TIME OF DAY
1 -	1:27.861	42.355	2:10.216		82.07	5.623	09:48:53.947
2 -	1:23.769	***41.134***	2:04.903	**(2)**	85.57	0.310	09:50:58.850
3 -	1:23.198	41.760	2:04.958	**(3)**	85.53	0.365	09:53:03.808
4 -	***1:23.026***	41.567	***2:04.593***	**(1)**	***85.78***		***09:55:08.401***
5 -	1:23.731	41.442	2:05.173		85.38	0.580	09:57:13.574

P5 **96** **William HOWARTH** — Suzuki SV 650 -

IDEAL LAP TIME : 2:05.236 BEST LAP TIME : 2:05.317 DIFFERENCE : 0.081

LAP	SECTOR 1	SECTOR 2	LAP TIME		MPH	DIFF	TIME OF DAY
1 -	1:27.518	42.504	2:10.022		82.20	4.705	09:48:58.124
2 -	1:23.890	42.447	2:06.337	**(3)**	84.59	1.020	09:51:04.461
3 -	1:24.089	***41.798***	2:05.887	**(2)**	84.90	0.570	09:53:10.348
4 -	1:24.899	42.237	2:07.136		84.06	1.819	09:55:17.484
5 -	***1:23.438***	41.879	***2:05.317***	**(1)**	***85.28***		***09:57:22.801***

P6 **66** **Mitch DUCRAN** — Suzuki SV 650 - JP Haulage / Black Widow Exhausts

IDEAL LAP TIME : 2:05.319 BEST LAP TIME : 2:05.319 DIFFERENCE : 0.000

LAP	SECTOR 1	SECTOR 2	LAP TIME		MPH	DIFF	TIME OF DAY
1 -	1:30.198	44.672	2:14.870		79.24	9.551	09:49:07.797
2 -	1:24.018	41.990	2:06.008	**(3)**	84.82	0.689	09:51:13.805
3 -	1:25.316	42.229	2:07.545		83.79	2.226	09:53:21.350
4 -	***1:23.678***	***41.641***	***2:05.319***	**(1)**	***85.28***		***09:55:26.669***
5 -	1:23.734	41.646	2:05.380	**(2)**	85.24	0.061	09:57:32.049

BMCRC - MRO Championships - Rnd 8 @ Snetterton

MRO Minitwins & Rookie Minitwins

QUALIFYING - SECTOR ANALYSIS

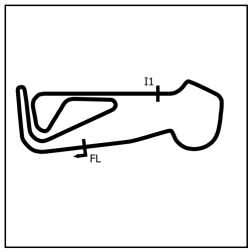

SECTOR 1 = FL to I1, SECTOR 2 = I1 to FL, DIFF = Difference To Personal Best Lap, P = Crossed Finish Line in Pit Lane, D = Time Disallowed

P7 24 RMT Jack NOBLE

Suzuki SV 650 - Delta T racing / NP Racing

IDEAL LAP TIME : 2:05.044 BEST LAP TIME : 2:05.598 DIFFERENCE : 0.554

LAP	SECTOR 1	SECTOR 2	LAP TIME	MPH	DIFF	TIME OF DAY
1 -	1:27.653	42.615	2:10.268	82.04	4.670	09:48:57.351
2 -	***1:23.310***	42.315	2:05.625 **(2)**	85.07	0.027	09:51:02.976
3 -	1:24.460	42.005	2:06.465 **(3)**	84.51	0.867	09:53:09.441
4 -	1:23.864	***41.734***	***2:05.598*** **(1)**	***85.09***		***09:55:15.039***
5 -	1:24.717	41.781	2:06.498	84.49	0.900	09:57:21.537

P8 79 RMT Conor WOLFF

Suzuki SV 650 -

IDEAL LAP TIME : 2:05.720 BEST LAP TIME : 2:06.008 DIFFERENCE : 0.288

LAP	SECTOR 1	SECTOR 2	LAP TIME	MPH	DIFF	TIME OF DAY
1 -	1:28.558	43.271	2:11.829	81.07	5.821	09:48:58.166
2 -	1:25.691	41.665	2:07.356	83.92	1.348	09:51:05.522
3 -	***1:24.091***	42.097	2:06.188 **(2)**	84.69	0.180	09:53:11.710
4 -	1:24.379	***41.629***	***2:06.008*** **(1)**	***84.82***		***09:55:17.718***
5 -	1:24.368	42.408	2:06.776 **(3)**	84.30	0.768	09:57:24.494

P9 33 Steve COSTIN

Suzuki SV 650 WET - Surrey Motorcycles / Traq72 Race Suppo

IDEAL LAP TIME : 2:06.546 BEST LAP TIME : 2:07.110 DIFFERENCE : 0.564

LAP	SECTOR 1	SECTOR 2	LAP TIME	MPH	DIFF	TIME OF DAY
1 -	1:27.836	42.844	2:10.680	81.78	3.570	09:48:55.142
2 -	1:25.117	42.649	2:07.766	83.65	0.656	09:51:02.908
3 -	1:25.062	***42.048***	***2:07.110*** **(1)**	***84.08***		***09:53:10.018***
4 -	1:25.112	42.373	2:07.485 **(3)**	83.83	0.375	09:55:17.503
5 -	***1:24.498***	42.733	2:07.231 **(2)**	84.00	0.121	09:57:24.734

P10 19 Kevin LILLEY

Suzuki SV 650 - Trafalgar Cleaning Eqpt. / Steve Jordan Motorc

IDEAL LAP TIME : 2:07.740 BEST LAP TIME : 2:07.893 DIFFERENCE : 0.153

LAP	SECTOR 1	SECTOR 2	LAP TIME	MPH	DIFF	TIME OF DAY
1 -	1:28.108	43.218	2:11.326	81.38	3.433	09:48:57.443
2 -	1:25.278	42.615	***2:07.893*** **(1)**	***83.57***		***09:51:05.336***
3 -	1:25.438	***42.580***	2:08.018 **(2)**	83.48	0.125	09:53:13.354
4 -	***1:25.160***	43.161	2:08.321	83.29	0.428	09:55:21.675
5 -	1:25.548	42.753	2:08.301 **(3)**	83.30	0.408	09:57:29.976

P11 11 RMT Alfie GARROD

Suzuki SV 650 - ATP Motorsport

IDEAL LAP TIME : 2:08.948 BEST LAP TIME : 2:08.948 DIFFERENCE : 0.000

LAP	SECTOR 1	SECTOR 2	LAP TIME	MPH	DIFF	TIME OF DAY
1 -	1:28.392	43.381	2:11.773 **(3)**	81.10	2.825	09:48:58.133
2 -		IN PIT	2:14.910 **P**	79.22	5.962	09:51:13.043
3 -	OUTLAP	43.069	2:11.595	81.21	2.647	09:53:24.638
4 -	***1:25.977***	***42.971***	***2:08.948*** **(1)**	***82.88***		***09:55:33.586***
5 -	1:25.984	43.304	2:09.288 **(2)**	82.66	0.340	09:57:42.874

P12 166 Ben KING

Suzuki SV 650 - Stour valley game

IDEAL LAP TIME : 2:09.131 BEST LAP TIME : 2:09.543 DIFFERENCE : 0.412

LAP	SECTOR 1	SECTOR 2	LAP TIME	MPH	DIFF	TIME OF DAY
1 -	1:29.447	44.042	2:13.489	80.06	3.946	09:48:59.849
2 -	1:26.217	43.434	2:09.651 **(3)**	82.43	0.108	09:51:09.500
3 -	1:25.918	43.625	***2:09.543*** **(1)**	***82.50***		***09:53:19.043***
4 -	1:26.365	***43.293***	2:09.658	82.43	0.115	09:55:28.701
5 -	***1:25.838***	43.786	2:09.624 **(2)**	82.45	0.081	09:57:38.325

BMCRC - MRO Championships - Rnd 8 @ Snetterton

MRO Minitwins & Rookie Minitwins

QUALIFYING - SECTOR ANALYSIS

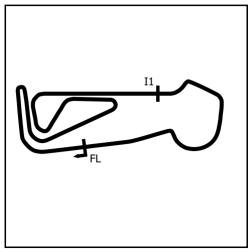

SECTOR 1 = FL to I1, SECTOR 2 = I1 to FL, DIFF = Difference To Personal Best Lap, P = Crossed Finish Line in Pit Lane, D = Time Disallowed

P13 128 RMT Brannon WHIBLEY — Suzuki SV 650 SK1 - D&S pumps. Electrotec

IDEAL LAP TIME : 2:09.692 BEST LAP TIME : 2:09.873 DIFFERENCE : 0.181

LAP	SECTOR 1	SECTOR 2	LAP TIME		MPH	DIFF	TIME OF DAY
1 -	1:29.564	44.076	2:13.640		79.97	3.767	09:49:01.534
2 -	1:26.805	43.497	2:10.302	(2)	82.02	0.429	09:51:11.836
3 -	1:27.395	***43.144***	2:10.539		81.87	0.666	09:53:22.375
4 -	1:26.737	43.618	2:10.355	(3)	81.99	0.482	09:55:32.730
5 -	***1:26.548***	43.325	***2:09.873***	**(1)**	***82.29***		***09:57:42.603***

P14 45 Terence QUINCE — Suzuki SV 650 - K&Q, HM Racing, Titan-x, VAL

IDEAL LAP TIME : 2:11.775 BEST LAP TIME : 2:11.775 DIFFERENCE : 0.000

LAP	SECTOR 1	SECTOR 2	LAP TIME		MPH	DIFF	TIME OF DAY
1 -	1:32.886	45.473	2:18.359		77.24	6.584	09:49:07.201
2 -	1:28.597	44.764	2:13.361	(3)	80.14	1.586	09:51:20.562
3 -	1:28.549	45.309	2:13.858		79.84	2.083	09:53:34.420
4 -	1:28.364	44.559	2:12.923	(2)	80.40	1.148	09:55:47.343
5 -	***1:27.434***	***44.341***	***2:11.775***	**(1)**	***81.10***		***09:57:59.118***

P15 14 George COWIE — Suzuki SV 650 - Dad

IDEAL LAP TIME : 2:12.261 BEST LAP TIME : 2:12.455 DIFFERENCE : 0.194

LAP	SECTOR 1	SECTOR 2	LAP TIME		MPH	DIFF	TIME OF DAY
1 -	1:33.043	45.582	2:18.625		77.10	6.170	09:49:05.340
2 -	1:29.671	45.286	2:14.957		79.19	2.502	09:51:20.297
3 -	1:28.168	45.247	2:13.415	(3)	80.11	0.960	09:53:33.712
4 -	1:28.475	***44.364***	2:12.839	(2)	80.45	0.384	09:55:46.551
5 -	***1:27.897***	44.558	***2:12.455***	**(1)**	***80.69***		***09:57:59.006***

P16 372 Charlie EAGLING — Suzuki SV 650 - java bean coffee company

IDEAL LAP TIME : 2:12.752 BEST LAP TIME : 2:12.752 DIFFERENCE : 0.000

LAP	SECTOR 1	SECTOR 2	LAP TIME		MPH	DIFF	TIME OF DAY
1 -	1:37.254	46.368	2:23.622		74.41	10.870	09:49:18.223
2 -	1:29.468	44.559	2:14.027		79.74	1.275	09:51:32.250
3 -	1:28.498	44.572	2:13.070	(2)	80.31	0.318	09:53:45.320
4 -	1:29.101	44.729	2:13.830	(3)	79.86	1.078	09:55:59.150
5 -	***1:28.321***	***44.431***	***2:12.752***	**(1)**	***80.51***		***09:58:11.902***

P17 34 Andrew JOHNSON — Suzuki SV 650 - Rose & Charlie Racing

IDEAL LAP TIME : 2:14.337 BEST LAP TIME : 2:14.393 DIFFERENCE : 0.056

LAP	SECTOR 1	SECTOR 2	LAP TIME		MPH	DIFF	TIME OF DAY
1 -	1:37.213	46.930	2:24.143		74.14	9.750	09:49:19.590
2 -	1:30.330	44.995	2:15.325	(3)	78.98	0.932	09:51:34.915
3 -	***1:30.026***	44.771	2:14.797	(2)	79.29	0.404	09:53:49.712
4 -	1:30.164	45.320	2:15.484		78.88	1.091	09:56:05.196
5 -	1:30.082	***44.311***	***2:14.393***	**(1)**	***79.52***		***09:58:19.589***

P18 109 Logan PARSONS — Suzuki SV 650 - IMP Racing & Log Racing

IDEAL LAP TIME : 2:14.440 BEST LAP TIME : 2:14.536 DIFFERENCE : 0.096

LAP	SECTOR 1	SECTOR 2	LAP TIME		MPH	DIFF	TIME OF DAY
1 -	1:37.705	47.176	2:24.881		73.77	10.345	09:49:19.436
2 -	1:30.049	45.342	2:15.391		78.94	0.855	09:51:34.827
3 -	1:29.855	44.830	2:14.685	(3)	79.35	0.149	09:53:49.512
4 -	***1:29.681***	44.855	***2:14.536***	**(1)**	***79.44***		***09:56:04.048***
5 -	1:29.833	***44.759***	2:14.592	(2)	79.41	0.056	09:58:18.640

Weather / Track : Bright / Dry

Snetterton 300: 2.9689 miles
Date: 05/09/2026 Start: 09:46 Finish: 09:56

BMCRC - MRO Championships - Rnd 8 @ Snetterton

MRO Minitwins & Rookie Minitwins

QUALIFYING - SECTOR ANALYSIS

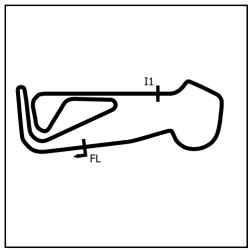

SECTOR 1 = FL to I1, SECTOR 2 = I1 to FL, DIFF = Difference To Personal Best Lap, P = Crossed Finish Line in Pit Lane, D = Time Disallowed

P19 369 Merlin LINDSAY — Suzuki SV 650 S -

IDEAL LAP TIME : 2:14.677 BEST LAP TIME : 2:14.880 DIFFERENCE : 0.203

LAP	SECTOR 1	SECTOR 2	LAP TIME		MPH	DIFF	TIME OF DAY
1 -	1:33.712	46.597	2:20.309		76.17	5.429	09:49:08.447
2 -	1:30.372	45.356	2:15.728	(3)	78.74	0.848	09:51:24.175
3 -	1:33.076	45.257	2:18.333		77.26	3.453	09:53:42.508
4 -	1:30.302	***45.255***	2:15.557	(2)	78.84	0.677	09:55:58.065
5 -	***1:29.422***	45.458	***2:14.880***	(1)	***79.24***		***09:58:12.945***

P20 36 RMT Scott ELLIOTT — Suzuki SV 650 - Cine fire tech / sprockets racing

IDEAL LAP TIME : 2:14.575 BEST LAP TIME : 2:14.956 DIFFERENCE : 0.381

LAP	SECTOR 1	SECTOR 2	LAP TIME		MPH	DIFF	TIME OF DAY
1 -	1:32.871	45.722	2:18.593		77.11	3.637	09:49:07.980
2 -	***1:29.668***	45.940	2:15.608	(3)	78.81	0.652	09:51:23.588
3 -	1:32.100	***44.907***	2:17.007		78.01	2.051	09:53:40.595
4 -	1:29.947	45.009	***2:14.956***	(1)	***79.19***		***09:55:55.551***
5 -	1:30.089	45.008	2:15.097	(2)	79.11	0.141	09:58:10.648

P21 51 Andrew DURANT — Suzuki SV 650 -

IDEAL LAP TIME : 2:19.994 BEST LAP TIME : 2:19.994 DIFFERENCE : 0.000

LAP	SECTOR 1	SECTOR 2	LAP TIME		MPH	DIFF	TIME OF DAY
1 -	1:39.800	48.295	2:28.095		72.17	8.101	09:49:19.508
2 -	***1:33.530***	***46.464***	***2:19.994***	(1)	***76.34***		***09:51:39.502***
3 -	1:33.854	46.809	2:20.663	(2)	75.98	0.669	09:54:00.165
4 -	1:34.325	47.163	2:21.488		75.54	1.494	09:56:21.653
5 -	1:33.859	46.960	2:20.819	(3)	75.89	0.825	09:58:42.472

P22 158 Danny BRENNAN — Suzuki SV 650 - Greenplant uk

IDEAL LAP TIME : 2:24.086 BEST LAP TIME : 2:24.086 DIFFERENCE : 0.000

LAP	SECTOR 1	SECTOR 2	LAP TIME		MPH	DIFF	TIME OF DAY
1 -	1:41.124	48.659	2:29.783		71.35	5.697	09:49:20.665
2 -	1:36.365	48.604	2:24.969	(2)	73.72	0.883	09:51:45.634
3 -	1:36.239	48.774	2:25.013	(3)	73.70	0.927	09:54:10.647
4 -	***1:36.144***	***47.942***	***2:24.086***	(1)	***74.17***		***09:56:34.733***

P23 37 Stephen WILSON — Suzuki SV 650 -

IDEAL LAP TIME : 2:25.119 BEST LAP TIME : 2:25.274 DIFFERENCE : 0.155

LAP	SECTOR 1	SECTOR 2	LAP TIME		MPH	DIFF	TIME OF DAY
1 -		IN PIT	4:04.790	P	43.66	1:39.516	09:51:02.326
2 -	OUTLAP	50.088	2:34.693		69.09	9.419	09:53:37.019
3 -	1:37.624	***48.621***	2:26.245	(2)	73.08	0.971	09:56:03.264
4 -	***1:36.498***	48.776	***2:25.274***	(1)	***73.57***		***09:58:28.538***

P24 878 RMT Peter SEAL — Suzuki SV 650 -

IDEAL LAP TIME : 2:27.041 BEST LAP TIME : 2:27.041 DIFFERENCE : 0.000

LAP	SECTOR 1	SECTOR 2	LAP TIME		MPH	DIFF	TIME OF DAY
1 -	1:47.878	50.145	2:38.023		67.63	10.982	09:49:28.971
2 -	1:38.061	49.263	2:27.324	(2)	72.54	0.283	09:51:56.295
3 -	1:39.047	49.264	2:28.311	(3)	72.06	1.270	09:54:24.606
4 -	***1:37.983***	***49.058***	***2:27.041***	(1)	***72.68***		***09:56:51.647***

P25 679 RMT Gene GOODRUM — Suzuki SV 650 - Delta T Racing

IDEAL LAP TIME : BEST LAP TIME : DIFFERENCE :

LAP	SECTOR 1	SECTOR 2	LAP TIME	MPH	DIFF	TIME OF DAY
1 -	***11:15.399***					

Weather / Track : Bright / Dry

Snetterton 300: 2.9689 miles
Date: 05/09/2026 Start: 09:46 Finish: 09:56

BMCRC - MRO Championships - Rnd 8 @ Snetterton

MRO Minitwins & Rookie Minitwins

QUALIFYING - BEST SECTORS

	SECTOR 1		SECTOR 2	
POS	NO	TIME	NO	TIME
1	**660**	**1:21.782**	**660**	**40.383**
2	**141**	**1:22.021**	**141**	**41.035**
3	**27**	**1:22.736**	**61**	**41.134**
4	**61**	**1:23.026**	**27**	**41.294**
5	**24**	**1:23.310**	**79**	**41.629**
6	**96**	**1:23.438**	**66**	**41.641**
7	**66**	**1:23.678**	**24**	**41.734**
8	**79**	**1:24.091**	**96**	**41.798**
9	**33**	**1:24.498**	**33**	**42.048**
10	**19**	**1:25.160**	**19**	**42.580**
11	**166**	**1:25.838**	**11**	**42.971**
12	**11**	**1:25.977**	**128**	**43.144**
13	**128**	**1:26.548**	**166**	**43.293**
14	**45**	**1:27.434**	**34**	**44.311**
15	**14**	**1:27.897**	**45**	**44.341**
16	**372**	**1:28.321**	**14**	**44.364**
17	**369**	**1:29.422**	**372**	**44.431**
18	**36**	**1:29.668**	**109**	**44.759**
19	**109**	**1:29.681**	**36**	**44.907**
20	**34**	**1:30.026**	**369**	**45.255**
21	**51**	**1:33.530**	**51**	**46.464**
22	**158**	**1:36.144**	**158**	**47.942**
23	**37**	**1:36.498**	**37**	**48.621**
24	**878**	**1:37.983**	**878**	**49.058**
25	**679**	**11:15.399**		

IDEAL / BEST COMPARISON

POS	NO	NAME	IDEAL	BEST	DIFF
		PERFECT LAP	**2:02.165**		
1	**660**	HARRIS	2:02.165	2:02.193	**0.028**
2	**141**	HARRIS	2:03.056	2:03.187	**0.131**
3	**27**	BETTIS	2:04.030	2:04.394	**0.364**
4	**61**	SHELTON	2:04.160	2:04.593	**0.433**
5	**24**	NOBLE	2:05.044	2:05.598	**0.554**
6	**96**	HOWARTH	2:05.236	2:05.317	**0.081**
7	**66**	DUCRAN	2:05.319	2:05.319	**0.000**
8	**79**	WOLFF	2:05.720	2:06.008	**0.288**
9	**33**	COSTIN	2:06.546	2:07.110	**0.564**
10	**19**	LILLEY	2:07.740	2:07.893	**0.153**
11	**11**	GARROD	2:08.948	2:08.948	**0.000**
12	**166**	KING	2:09.131	2:09.543	**0.412**
13	**128**	WHIBLEY	2:09.692	2:09.873	**0.181**
14	**45**	QUINCE	2:11.775	2:11.775	**0.000**
15	**14**	COWIE	2:12.261	2:12.455	**0.194**
16	**372**	EAGLING	2:12.752	2:12.752	**0.000**
17	**34**	JOHNSON	2:14.337	2:14.393	**0.056**
18	**109**	PARSONS	2:14.440	2:14.536	**0.096**
19	**36**	ELLIOTT	2:14.575	2:14.956	**0.381**
20	**369**	LINDSAY	2:14.677	2:14.880	**0.203**
21	**51**	DURANT	2:19.994	2:19.994	**0.000**
22	**158**	BRENNAN	2:24.086	2:24.086	**0.000**
23	**37**	WILSON	2:25.119	2:25.274	**0.155**
24	**878**	SEAL	2:27.041	2:27.041	**0.000**

Weather / Track : Bright / Dry

Snetterton 300: 2.9689 miles
Date: 05/09/2026 Start: 09:46 Finish: 09:56

Results can be found at www.tsl-timing.com

Printed - 10:00 Saturday, 05 September 2026

BMCRC - MRO Championships - Rnd 8 @ Snetterton

MRO Minitwins & Rookie Minitwins

QUALIFYING - STATISTICS

Competitors Started	25
Planned Start	2026-09-05 @ 09:39:00.000
Actual Start	2026-09-05 @ 09:46:32.949
Finish Time	2026-09-05 @ 09:56:21.654
Track Length	2.9689mi.
Total Laps	117
Total Distance Covered	347.3626mi.

Session Fastest Lap History

NO	CL	NAME	LAP TIME	TIME OF DAY	LAP	VEHICLE
61		**Adam SHELTON**	**2:10.216**	09:48:53.947	1	Suzuki SV 650
660		**Ronnie HARRIS**	**2:08.399**	09:48:53.992	1	Suzuki SV 650
141		**Bill HARRIS**	**2:08.112**	09:48:54.341	1	Suzuki SV 650
660		**Ronnie HARRIS**	**2:02.799**	09:50:56.791	2	Suzuki SV 650
660		**Ronnie HARRIS**	**2:02.311**	09:52:59.102	3	Suzuki SV 650
660		**Ronnie HARRIS**	**2:02.193**	09:55:01.295	4	Suzuki SV 650

Flag History

TYPE	TIME OF DAY
GREEN	09:46:32.949
FINISH	09:56:21.654

Flag Statistics

TYPE	COUNT	TOTAL LAPS	TOTAL TIME
Green	1	5	12:44.089
Red	0	0	0.000
Safety Car	0	0	0.000
FCY	0	0	0.000

BMCRC - MRO Championships - Rnd 8 @ Snetterton

MRO Minitwins & Rookie Minitwins

QUALIFYING - STATISTICS

CLASS :

18 Starters

Fastest Lap History

NO	NAME	LAP TIME	TIME OF DAY	LAP	VEHICLE
61	**Adam SHELTON**	**2:10.216**	09:48:53.947	1	Suzuki SV 650
660	**Ronnie HARRIS**	**2:08.399**	09:48:53.992	1	Suzuki SV 650
141	**Bill HARRIS**	**2:08.112**	09:48:54.341	1	Suzuki SV 650
660	**Ronnie HARRIS**	**2:02.799**	09:50:56.791	2	Suzuki SV 650
660	**Ronnie HARRIS**	**2:02.311**	09:52:59.102	3	Suzuki SV 650
660	**Ronnie HARRIS**	**2:02.193**	09:55:01.295	4	Suzuki SV 650

BMCRC - MRO Championships - Rnd 8 @ Snetterton

MRO Minitwins & Rookie Minitwins

QUALIFYING - STATISTICS

CLASS : RMT

7 Starters

Fastest Lap History

NO	NAME	LAP TIME	TIME OF DAY	LAP	VEHICLE
24	**Jack NOBLE**	**2:10.268**	09:48:57.351	1	Suzuki SV 650
24	**Jack NOBLE**	**2:05.625**	09:51:02.976	2	Suzuki SV 650
24	**Jack NOBLE**	**2:05.598**	09:55:15.039	4	Suzuki SV 650

BMCRC - MRO Championships - Rnd 8 @ Snetterton

MRO Minitwins & Rookie Minitwins

RACE 4 - GRID (5 Laps)



These results are provisional until the conclusion of any judicial and technical matters.

Snetterton 300: 2.9689 miles

Clerk Of Course: Den Grant / Caroline Patterson	Timekeeper: Richard Evans	

Results can be found at www.tsl-timing.com

Printed - 10:00 Saturday, 05 September 2026

BMCRC - MRO Championships - Rnd 8 @ Snetterton

MRO Minitwins & Rookie Minitwins

RACE 4 - CLASSIFICATION

Race Distance: 5 Laps / 14.84 miles

POS	NO	CL	PIC	NAME	ENTRY	LAPS	TIME	GAP	DIFF	MPH	BEST	ON	GRD	↑↓
1	660		1	Ronnie HARRIS	Suzuki SV 650 - Team Harris Racing	5	10:17.084			86.60	2:01.972	5	1	0
2	141		2	Bill HARRIS	Suzuki SV 650 - Team Harris Racing	5	10:17.206	0.122	0.122	86.58	2:01.965	5	2	0
3	61		3	Adam SHELTON	Suzuki SV 650 - Squideo	5	10:26.660	9.576	9.454	85.27	2:03.769	2	4	1
4	27		4	Jack BETTIS	Suzuki SV 650 - NB Toolmaking, Upfront Property Services	5	10:27.172	10.088	0.512	85.20	2:04.357	5	3	-1
5	66		5	Mitch DUCRAN	Suzuki SV 650 - JP Haulage / Black Widow Exhausts	5	10:27.502	10.418	0.330	85.16	2:04.356	2	6	1
6	33		6	Steve COSTIN	Suzuki SV 650 WET - Surrey Motorcycles / Traq72 Race Sup	5	10:34.102	17.018	6.600	84.27	2:05.220	2	9	3
7	96		7	William HOWARTH	Suzuki SV 650 -	5	10:34.328	17.244	0.226	84.24	2:05.851	2	5	-2
8	24	RMT	1	Jack NOBLE	Suzuki SV 650 - Delta T racing / NP Racing	5	10:35.038	17.954	0.710	84.15	2:05.360	2	7	-1
9	79	RMT	2	Conor WOLFF	Suzuki SV 650 -	5	10:39.127	22.043	4.089	83.61	2:06.160	2	8	-1
10	11	RMT	3	Alfie GARROD	Suzuki SV 650 - ATP Motorsport	5	10:43.757	26.673	4.630	83.01	2:07.163	2	11	1
11	19		8	Kevin LILLEY	Suzuki SV 650 - Trafalgar Cleaning Eqpt. / Steve Jordan Mot	5	10:46.649	29.565	2.892	82.64	2:07.500	3	10	-1
12	128	RMT	4	Brannon WHIBLEY	Suzuki SV 650 SK1 - D&S pumps. Electrotec	5	10:52.713	35.629	6.064	81.87	2:08.981	3	13	1
13	166		9	Ben KING	Suzuki SV 650 - Stour valley game	5	10:53.263	36.179	0.550	81.80	2:08.738	2	12	-1
14	45		10	Terence QUINCE	Suzuki SV 650 - K&Q, HM Racing, Titan-x, VAL	5	11:05.716	48.632	12.453	80.27	2:11.187	4	14	0
15	109		11	Logan PARSONS	Suzuki SV 650 - IMP Racing & Log Racing	5	11:11.186	54.102	5.470	79.62	2:12.960	2	18	3
16	14		12	George COWIE	Suzuki SV 650 - Dad	5	11:11.395	54.311	0.209	79.59	2:10.959	5	15	-1
17	372		13	Charlie EAGLING	Suzuki SV 650 - java bean coffee company	5	11:11.596	54.512	0.201	79.57	2:11.765	5	16	-1
18	34		14	Andrew JOHNSON	Suzuki SV 650 - Rose & Charlie Racing	5	11:15.911	58.827	4.315	79.06	2:13.088	2	17	-1
19	36	RMT	5	Scott ELLIOTT	Suzuki SV 650 - Cine fire tech / sprockets racing	5	11:17.722	1:00.638	1.811	78.85	2:12.814	2	20	1
20	51		15	Andrew DURANT	Suzuki SV 650 -	5	11:52.362	1:35.278	34.640	75.01	2:21.095	2	21	1
21	158*		16	Danny BRENNAN	Suzuki SV 650 - Greenplant uk	5	12:02.139	1:45.055	9.777	74.00	2:20.922	2	22	1
22	878	RMT	6	Peter SEAL	Suzuki SV 650 -	5	12:14.417	1:57.333	12.278	72.76	2:24.067	4	24	2
					NOT CLASSIFIED									
DNF	369			Merlin LINDSAY	Suzuki SV 650 S -	4	9:00.320	1 Lap	1 Lap	79.12	2:12.313	4	19	
DNF	37			Stephen WILSON	Suzuki SV 650 -	2	4:51.098	3 Laps	2 Laps	73.43	2:21.875	2	23	
					NOT STARTED									
NS	679	RMT		Gene GOODRUM	Suzuki SV 650 - Delta T Racing								25	
NS	46	RMT		Russ BROWN	Suzuki SV 650 -								26	

FASTEST LAP

141		Bill HARRIS	Suzuki SV 650 - Team Harris Racing	5	2:01.965	87.63 mph	141.03 kph
24	RMT	Jack NOBLE	Suzuki SV 650 - Delta T racing / NP Racing	2	2:05.360	85.25 mph	137.21 kph

#158 - 10 Second time penalty applied - Yellow flag infringement.
Class - 92.5% of Race Speed = 80.10 mph
Class RMT - 92.5% of Race Speed = 77.83 mph

Weather / Track : Bright / Dry
These results are provisional until the conclusion of any judicial and technical matters.

Date: 05/09/2026 Start: 13:04 Finish: 13:14
Snetterton 300: 2.9689 miles

Clerk Of Course: Den Grant / Caroline Patterson	Timekeeper: Richard Evans	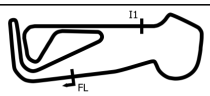

Results can be found at www.tsl-timing.com

Printed - 13:20 Saturday, 05 September 2026

BMCRC - MRO Championships - Rnd 8 @ Snetterton

MRO Minitwins & Rookie Minitwins

RACE 4 - LAP CHART

LAP 1 @ 13:06:17.731

NO	BEHIND	LAP TIME
660		2:07.032
141	0.814	2:07.846
66	1.144	2:08.176
27	1.681	2:08.713
61	2.247	2:09.279
96	2.881	2:09.913
24	3.186	2:10.218
33	3.410	2:10.442
79	4.981	2:12.013
128	6.239	2:13.271
11	6.314	2:13.346
19	6.750	2:13.782
166	9.136	2:16.168
45	10.908	2:17.940
109	11.909	2:18.941
36	13.167	2:20.199
369	14.032	2:21.064
372	14.236	2:21.268
34	14.353	2:21.385
14	15.045	2:22.077
158	18.944	2:25.976
51	19.487	2:26.519
37	22.191	2:29.223
878	24.695	2:31.727

LAP 2 @ 13:08:20.252

NO	BEHIND	LAP TIME
660		2:02.521
141	1.097	2:02.804
66	2.979	2:04.356
61	3.495	2:03.769
27	3.572	2:04.412
24	6.025	2:05.360
33	6.109	2:05.220
96	6.211	2:05.851
79	8.620	2:06.160
11	10.956	2:07.163
19	12.626	2:08.397
128	13.831	2:10.113
166	15.353	2:08.738
45	20.454	2:12.067
109	22.348	2:12.960
36	23.460	2:12.814
372	24.039	2:12.324
369	24.650	2:13.139
34	24.920	2:13.088
14	25.308	2:12.784
158	37.345	2:20.922
51	38.061	2:21.095
37	41.545	2:21.875
878	47.578	2:25.404

LAP 3 @ 13:10:23.184

NO	BEHIND	LAP TIME
660		2:02.932
141	0.768	2:02.603
61	4.942	2:04.379
66	5.002	2:04.955
27	5.131	2:04.491
96	9.255	2:05.976
33	10.110	2:06.933
24	10.293	2:07.200
79	12.599	2:06.911
11	15.533	2:07.509
19	17.194	2:07.500
128	19.880	2:08.981
166	22.079	2:09.658
45	28.824	2:11.302
109	32.452	2:13.036
372	34.151	2:13.044
36	34.683	2:14.155
14	35.004	2:12.628
369	35.522	2:13.804
34	35.719	2:13.731
158	56.519	2:22.106
51	56.815	2:21.686
878	1:10.274	2:25.628

LAP 4 @ 13:12:25.811

NO	BEHIND	LAP TIME
660		2:02.627
141	0.129	2:01.988
61	6.951	2:04.636
66	7.641	2:05.266
27	7.703	2:05.199
96	12.663	2:06.035
33	12.734	2:05.251
24	13.228	2:05.562
79	16.366	2:06.394
11	20.288	2:07.382
19	22.976	2:08.409
128	27.090	2:09.837
166	28.874	2:09.422
45	37.384	2:11.187
109	43.021	2:13.196
372	44.719	2:13.195
369	45.208	2:12.313
14	45.324	2:12.947
34	46.914	2:13.822
36	46.931	2:14.875
158	1:15.052	2:21.160
51	1:15.769	2:21.581
878	1:31.714	2:24.067

LAP 5 @ 13:14:27.783

NO	BEHIND	LAP TIME
660		2:01.972
141	0.122	2:01.965
61	9.576	2:04.597
27	10.088	2:04.357
66	10.418	2:04.749
33	17.018	2:06.256
96	17.244	2:06.553
24	17.954	2:06.698
79	22.043	2:07.649
11	26.673	2:08.357
19	29.565	2:08.561
128	35.629	2:10.511
166	36.179	2:09.277
45	48.632	2:13.220
109	54.102	2:13.053
14	54.311	2:10.959
372	54.512	2:11.765
34	58.827	2:13.885
36	1:00.638	2:15.679
158	1:35.055	2:21.975
51	1:35.278	2:21.481
878	1:57.333	2:27.591

Weather / Track : Bright / Dry

Snetterton 300: 2.9689 miles
Date: 05/09/2026 Start: 13:04 Finish: 13:14

Results can be found at www.tsl-timing.com

Printed - 13:17 Saturday, 05 September 2026

BMCRC - MRO Championships - Rnd 8 @ Snetterton

MRO Minitwins & Rookie Minitwins

RACE 4 - POSITION CHART

No	Name	Lap Pos	1	2	3	4	5
660	HARRIS	1	660	660	660	660	660
141	HARRIS	2	141	141	141	141	141
27	BETTIS	3	66	66	61	61	61
61	SHELTON	4	27	61	66	66	27
96	HOWARTH	5	61	27	27	27	66
66	DUCRAN	6	96	24	96	96	33
24	NOBLE	7	24	33	33	33	96
79	WOLFF	8	33	96	24	24	24
33	COSTIN	9	79	79	79	79	79
19	LILLEY	10	128	11	11	11	11
11	GARROD	11	11	19	19	19	19
166	KING	12	19	128	128	128	128
128	WHIBLEY	13	166	166	166	166	166
45	QUINCE	14	45	45	45	45	45
14	COWIE	15	109	109	109	109	109
372	EAGLING	16	36	36	372	372	14
34	JOHNSON	17	369	372	36	369	372
109	PARSONS	18	372	369	14	14	34
369	LINDSAY	19	34	34	369	34	36
36	ELLIOTT	20	14	14	34	36	158
51	DURANT	21	158	158	158	158	51
158	BRENNAN	22	51	51	51	51	878
37	WILSON	23	37	37	878	878	
878	SEAL	24	878	878			
679	GOODRUM	25					
46	BROWN	26					

Weather / Track : Bright / Dry

Snetterton 300: 2.9689 miles
Date: 05/09/2026 Start: 13:04 Finish: 13:14

Results can be found at www.tsl-timing.com

Printed - 13:17 Saturday, 05 September 2026

BMCRC - MRO Championships - Rnd 8 @ Snetterton

MRO Minitwins & Rookie Minitwins

RACE 4 - SECTOR ANALYSIS

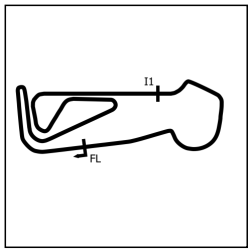

SECTOR 1 = FL to I1, SECTOR 2 = I1 to FL, DIFF = Difference To Personal Best Lap, P = Crossed Finish Line in Pit Lane, D = Time Disallowed

P1 660 Ronnie HARRIS — Suzuki SV 650 - Team Harris Racing

IDEAL LAP TIME : 2:01.972 BEST LAP TIME : 2:01.972 DIFFERENCE : 0.000

LAP	SECTOR 1	SECTOR 2	LAP TIME		MPH	DIFF	TIME OF DAY
1 -		40.723	2:07.032		84.13	5.060	13:06:17.731
2 -	1:21.899	40.622	2:02.521	(2)	87.23	0.549	13:08:20.252
3 -	1:22.171	40.761	2:02.932		86.94	0.960	13:10:23.184
4 -	1:22.074	40.553	2:02.627	(3)	87.15	0.655	13:12:25.811
5 -	***1:21.482***	***40.490***	***2:01.972***	**(1)**	***87.62***		***13:14:27.783***

P2 141 Bill HARRIS — Suzuki SV 650 - Team Harris Racing

IDEAL LAP TIME : 2:01.857 BEST LAP TIME : 2:01.965 DIFFERENCE : 0.108

LAP	SECTOR 1	SECTOR 2	LAP TIME		MPH	DIFF	TIME OF DAY
1 -		41.084	2:07.846		83.60	5.881	13:06:18.545
2 -	1:21.865	40.939	2:02.804		87.03	0.839	13:08:21.349
3 -	1:21.821	40.782	2:02.603	(3)	87.17	0.638	13:10:23.952
4 -	***1:21.398***	40.590	2:01.988	(2)	87.61	0.023	13:12:25.940
5 -	1:21.506	***40.459***	***2:01.965***	**(1)**	***87.63***		***13:14:27.905***

P3 61 Adam SHELTON — Suzuki SV 650 - Squideo

IDEAL LAP TIME : 2:03.713 BEST LAP TIME : 2:03.769 DIFFERENCE : 0.056

LAP	SECTOR 1	SECTOR 2	LAP TIME		MPH	DIFF	TIME OF DAY
1 -		***41.192***	2:09.279		82.67	5.510	13:06:19.978
2 -	***1:22.521***	41.248	***2:03.769***	**(1)**	***86.35***		***13:08:23.747***
3 -	1:22.554	41.825	2:04.379	(2)	85.93	0.610	13:10:28.126
4 -	1:23.259	41.377	2:04.636		85.75	0.867	13:12:32.762
5 -	1:22.955	41.642	2:04.597	(3)	85.78	0.828	13:14:37.359

P4 27 Jack BETTIS — Suzuki SV 650 - NB Toolmaking, Upfront Property Services

IDEAL LAP TIME : 2:03.892 BEST LAP TIME : 2:04.357 DIFFERENCE : 0.465

LAP	SECTOR 1	SECTOR 2	LAP TIME		MPH	DIFF	TIME OF DAY
1 -		***41.269***	2:08.713		83.03	4.356	13:06:19.412
2 -	***1:22.623***	41.789	2:04.412	(2)	85.90	0.055	13:08:23.824
3 -	1:22.950	41.541	2:04.491	(3)	85.85	0.134	13:10:28.315
4 -	1:23.638	41.561	2:05.199		85.36	0.842	13:12:33.514
5 -	1:22.706	41.651	***2:04.357***	**(1)**	***85.94***		***13:14:37.871***

P5 66 Mitch DUCRAN — Suzuki SV 650 - JP Haulage / Black Widow Exhausts

IDEAL LAP TIME : 2:04.180 BEST LAP TIME : 2:04.356 DIFFERENCE : 0.176

LAP	SECTOR 1	SECTOR 2	LAP TIME		MPH	DIFF	TIME OF DAY
1 -		***41.186***	2:08.176		83.38	3.820	13:06:18.875
2 -	1:23.014	41.342	***2:04.356***	**(1)**	***85.94***		***13:08:23.231***
3 -	***1:22.994***	41.961	2:04.955	(3)	85.53	0.599	13:10:28.186
4 -	1:23.728	41.538	2:05.266		85.32	0.910	13:12:33.452
5 -	1:23.375	41.374	2:04.749	(2)	85.67	0.393	13:14:38.201

P6 33 Steve COSTIN — Suzuki SV 650 WET - Surrey Motorcycles / Traq72 Race Suppoı

IDEAL LAP TIME : 2:04.783 BEST LAP TIME : 2:05.220 DIFFERENCE : 0.437

LAP	SECTOR 1	SECTOR 2	LAP TIME		MPH	DIFF	TIME OF DAY
1 -		***41.468***	2:10.442		81.93	5.222	13:06:21.141
2 -	1:23.437	41.783	***2:05.220***	**(1)**	***85.35***		***13:08:26.361***
3 -	1:24.327	42.606	2:06.933		84.20	1.713	13:10:33.294
4 -	***1:23.315***	41.936	2:05.251	(2)	85.33	0.031	13:12:38.545
5 -	1:24.243	42.013	2:06.256	(3)	84.65	1.036	13:14:44.801

Weather / Track : Bright / Dry

Snetterton 300: 2.9689 miles
Date: 05/09/2026 Start: 13:04 Finish: 13:14

BMCRC - MRO Championships - Rnd 8 @ Snetterton

MRO Minitwins & Rookie Minitwins

RACE 4 - SECTOR ANALYSIS

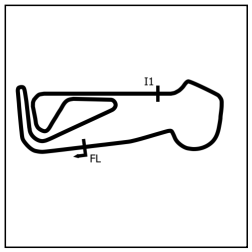

SECTOR 1 = FL to I1, SECTOR 2 = I1 to FL, DIFF = Difference To Personal Best Lap, P = Crossed Finish Line in Pit Lane, D = Time Disallowed

P7 96 William HOWARTH — Suzuki SV 650 -

IDEAL LAP TIME : 2:05.403 BEST LAP TIME : 2:05.851 DIFFERENCE : 0.448

LAP	SECTOR 1	SECTOR 2	LAP TIME	MPH	DIFF	TIME OF DAY
1 -		***41.479***	2:09.913	82.27	4.062	13:06:20.612
2 -	1:24.015	41.836	***2:05.851*** **(1)**	***84.92***		***13:08:26.463***
3 -	1:24.119	41.857	2:05.976 **(2)**	84.84	0.125	13:10:32.439
4 -	***1:23.924***	42.111	2:06.035 **(3)**	84.80	0.184	13:12:38.474
5 -	1:24.311	42.242	2:06.553	84.45	0.702	13:14:45.027

P8 24 RMT Jack NOBLE — Suzuki SV 650 - Delta T racing / NP Racing

IDEAL LAP TIME : 2:04.589 BEST LAP TIME : 2:05.360 DIFFERENCE : 0.771

LAP	SECTOR 1	SECTOR 2	LAP TIME	MPH	DIFF	TIME OF DAY
1 -		***41.422***	2:10.218	82.07	4.858	13:06:20.917
2 -	1:23.390	41.970	***2:05.360*** **(1)**	***85.25***		***13:08:26.277***
3 -	1:24.615	42.585	2:07.200	84.02	1.840	13:10:33.477
4 -	***1:23.167***	42.395	2:05.562 **(2)**	85.12	0.202	13:12:39.039
5 -	1:23.868	42.830	2:06.698 **(3)**	84.35	1.338	13:14:45.737

P9 79 RMT Conor WOLFF — Suzuki SV 650 -

IDEAL LAP TIME : 2:05.933 BEST LAP TIME : 2:06.160 DIFFERENCE : 0.227

LAP	SECTOR 1	SECTOR 2	LAP TIME	MPH	DIFF	TIME OF DAY
1 -		42.051	2:12.013	80.96	5.853	13:06:22.712
2 -	***1:23.898***	42.262	***2:06.160*** **(1)**	***84.71***		***13:08:28.872***
3 -	1:24.797	42.114	2:06.911 **(3)**	84.21	0.751	13:10:35.783
4 -	1:24.359	***42.035***	2:06.394 **(2)**	84.56	0.234	13:12:42.177
5 -	1:25.109	42.540	2:07.649	83.73	1.489	13:14:49.826

P10 11 RMT Alfie GARROD — Suzuki SV 650 - ATP Motorsport

IDEAL LAP TIME : 2:06.981 BEST LAP TIME : 2:07.163 DIFFERENCE : 0.182

LAP	SECTOR 1	SECTOR 2	LAP TIME	MPH	DIFF	TIME OF DAY
1 -		42.425	2:13.346	80.15	6.183	13:06:24.045
2 -	1:24.883	***42.280***	***2:07.163*** **(1)**	***84.05***		***13:08:31.208***
3 -	1:25.096	42.413	2:07.509 **(3)**	83.82	0.346	13:10:38.717
4 -	***1:24.701***	42.681	2:07.382 **(2)**	83.90	0.219	13:12:46.099
5 -	1:25.165	43.192	2:08.357	83.26	1.194	13:14:54.456

P11 19 Kevin LILLEY — Suzuki SV 650 - Trafalgar Cleaning Eqpt. / Steve Jordan Motorc

IDEAL LAP TIME : 2:07.485 BEST LAP TIME : 2:07.500 DIFFERENCE : 0.015

LAP	SECTOR 1	SECTOR 2	LAP TIME	MPH	DIFF	TIME OF DAY
1 -		***42.637***	2:13.782	79.89	6.282	13:06:24.481
2 -	1:25.603	42.794	2:08.397 **(2)**	83.24	0.897	13:08:32.878
3 -	***1:24.848***	42.652	***2:07.500*** **(1)**	***83.82***		***13:10:40.378***
4 -	1:25.609	42.800	2:08.409 **(3)**	83.23	0.909	13:12:48.787
5 -	1:25.582	42.979	2:08.561	83.13	1.061	13:14:57.348

P12 128 RMT Brannon WHIBLEY — Suzuki SV 650 SK1 - D&S pumps. Electrotec

IDEAL LAP TIME : 2:08.442 BEST LAP TIME : 2:08.981 DIFFERENCE : 0.539

LAP	SECTOR 1	SECTOR 2	LAP TIME	MPH	DIFF	TIME OF DAY
1 -		***42.569***	2:13.271	80.19	4.290	13:06:23.970
2 -	1:26.993	43.120	2:10.113 **(3)**	82.14	1.132	13:08:34.083
3 -	***1:25.873***	43.108	***2:08.981*** **(1)**	***82.86***		***13:10:43.064***
4 -	1:26.229	43.608	2:09.837 **(2)**	82.31	0.856	13:12:52.901
5 -	1:27.179	43.332	2:10.511	81.89	1.530	13:15:03.412

BMCRC - MRO Championships - Rnd 8 @ Snetterton

MRO Minitwins & Rookie Minitwins

RACE 4 - SECTOR ANALYSIS

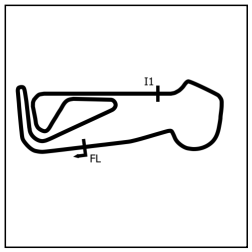

SECTOR 1 = FL to I1, SECTOR 2 = I1 to FL, DIFF = Difference To Personal Best Lap, P = Crossed Finish Line in Pit Lane, D = Time Disallowed

P13 166 Ben KING

Suzuki SV 650 - Stour valley game

IDEAL LAP TIME : 2:08.547 BEST LAP TIME : 2:08.738 DIFFERENCE : 0.191

LAP	SECTOR 1	SECTOR 2	LAP TIME	MPH	DIFF	TIME OF DAY
1 -		44.006	2:16.168	78.49	7.430	13:06:26.867
2 -	***1:25.297***	43.441	***2:08.738*** **(1)**	***83.02***		***13:08:35.605***
3 -	1:25.809	43.849	2:09.658	82.43	0.920	13:10:45.263
4 -	1:26.022	43.400	2:09.422 **(3)**	82.58	0.684	13:12:54.685
5 -	1:26.027	***43.250***	2:09.277 **(2)**	82.67	0.539	13:15:03.962

P14 45 Terence QUINCE

Suzuki SV 650 - K&Q, HM Racing, Titan-x, VAL

IDEAL LAP TIME : 2:11.051 BEST LAP TIME : 2:11.187 DIFFERENCE : 0.136

LAP	SECTOR 1	SECTOR 2	LAP TIME	MPH	DIFF	TIME OF DAY
1 -		44.530	2:17.940	77.48	6.753	13:06:28.639
2 -	1:27.622	44.445	2:12.067 **(3)**	80.92	0.880	13:08:40.706
3 -	1:27.350	***43.952***	2:11.302 **(2)**	81.40	0.115	13:10:52.008
4 -	***1:27.099***	44.088	***2:11.187*** **(1)**	***81.47***		***13:13:03.195***
5 -	1:28.396	44.824	2:13.220	80.22	2.033	13:15:16.415

P15 109 Logan PARSONS

Suzuki SV 650 - IMP Racing & Log Racing

IDEAL LAP TIME : 2:12.683 BEST LAP TIME : 2:12.960 DIFFERENCE : 0.277

LAP	SECTOR 1	SECTOR 2	LAP TIME	MPH	DIFF	TIME OF DAY
1 -		***44.289***	2:18.941	76.92	5.981	13:06:29.640
2 -	1:28.452	44.508	***2:12.960*** **(1)**	***80.38***		***13:08:42.600***
3 -	1:28.566	44.470	2:13.036 **(2)**	80.33	0.076	13:10:55.636
4 -	***1:28.394***	44.802	2:13.196	80.24	0.236	13:13:08.832
5 -	1:28.540	44.513	2:13.053 **(3)**	80.32	0.093	13:15:21.885

P16 14 George COWIE

Suzuki SV 650 - Dad

IDEAL LAP TIME : 2:10.959 BEST LAP TIME : 2:10.959 DIFFERENCE : 0.000

LAP	SECTOR 1	SECTOR 2	LAP TIME	MPH	DIFF	TIME OF DAY
1 -		44.511	2:22.077	75.22	11.118	13:06:32.776
2 -	1:28.333	44.451	2:12.784 **(3)**	80.49	1.825	13:08:45.560
3 -	1:27.803	44.825	2:12.628 **(2)**	80.58	1.669	13:10:58.188
4 -	1:27.264	45.683	2:12.947	80.39	1.988	13:13:11.135
5 -	***1:27.143***	***43.816***	***2:10.959*** **(1)**	***81.61***		***13:15:22.094***

P17 372 Charlie EAGLING

Suzuki SV 650 - java bean coffee company

IDEAL LAP TIME : 2:11.765 BEST LAP TIME : 2:11.765 DIFFERENCE : 0.000

LAP	SECTOR 1	SECTOR 2	LAP TIME	MPH	DIFF	TIME OF DAY
1 -		44.790	2:21.268	75.65	9.503	13:06:31.967
2 -	1:27.905	44.419	2:12.324 **(2)**	80.77	0.559	13:08:44.291
3 -	1:28.713	44.331	2:13.044 **(3)**	80.33	1.279	13:10:57.335
4 -	1:28.079	45.116	2:13.195	80.24	1.430	13:13:10.530
5 -	***1:27.731***	***44.034***	***2:11.765*** **(1)**	***81.11***		***13:15:22.295***

P18 34 Andrew JOHNSON

Suzuki SV 650 - Rose & Charlie Racing

IDEAL LAP TIME : 2:13.018 BEST LAP TIME : 2:13.088 DIFFERENCE : 0.070

LAP	SECTOR 1	SECTOR 2	LAP TIME	MPH	DIFF	TIME OF DAY
1 -		***44.103***	2:21.385	75.59	8.297	13:06:32.084
2 -	***1:28.915***	44.173	***2:13.088*** **(1)**	***80.30***		***13:08:45.172***
3 -	1:29.531	44.200	2:13.731 **(2)**	79.92	0.643	13:10:58.903
4 -	1:29.370	44.452	2:13.822 **(3)**	79.86	0.734	13:13:12.725
5 -	1:29.205	44.680	2:13.885	79.83	0.797	13:15:26.610

Weather / Track : Bright / Dry

Snetterton 300: 2.9689 miles
Date: 05/09/2026 Start: 13:04 Finish: 13:14

BMCRC - MRO Championships - Rnd 8 @ Snetterton

MRO Minitwins & Rookie Minitwins

RACE 4 - SECTOR ANALYSIS

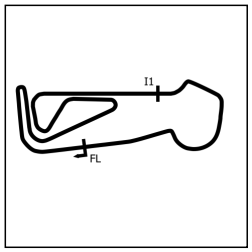

SECTOR 1 = FL to I1, SECTOR 2 = I1 to FL, DIFF = Difference To Personal Best Lap, P = Crossed Finish Line in Pit Lane, D = Time Disallowed

P19 36 RMT Scott ELLIOTT

Suzuki SV 650 - Cine fire tech / sprockets racing

IDEAL LAP TIME : 2:12.814 BEST LAP TIME : 2:12.814 DIFFERENCE : 0.000

LAP	SECTOR 1	SECTOR 2	LAP TIME	MPH	DIFF	TIME OF DAY
1 -		44.415	2:20.199	76.23	7.385	13:06:30.898
2 -	***1:28.439***	***44.375***	***2:12.814*** **(1)**	***80.47***		***13:08:43.712***
3 -	1:29.559	44.596	2:14.155 **(2)**	79.66	1.341	13:10:57.867
4 -	1:29.756	45.119	2:14.875 **(3)**	79.24	2.061	13:13:12.742
5 -	1:30.690	44.989	2:15.679	78.77	2.865	13:15:28.421

P20 158 Danny BRENNAN

Suzuki SV 650 - Greenplant uk

IDEAL LAP TIME : 2:20.142 BEST LAP TIME : 2:20.922 DIFFERENCE : 0.780

LAP	SECTOR 1	SECTOR 2	LAP TIME	MPH	DIFF	TIME OF DAY
1 -		***46.528***	2:25.976	73.21	5.054	13:06:36.675
2 -	***1:33.614***	47.308	***2:20.922*** **(1)**	***75.84***		***13:08:57.597***
3 -	1:34.077	48.029	2:22.106	75.21	1.184	13:11:19.703
4 -	1:34.084	47.076	2:21.160 **(2)**	75.71	0.238	13:13:40.863
5 -	1:33.702	48.273	2:21.975 **(3)**	75.28	1.053	13:16:02.838

P21 51 Andrew DURANT

Suzuki SV 650 -

IDEAL LAP TIME : 2:20.025 BEST LAP TIME : 2:21.095 DIFFERENCE : 1.070

LAP	SECTOR 1	SECTOR 2	LAP TIME	MPH	DIFF	TIME OF DAY
1 -		***46.717***	2:26.519	72.94	5.424	13:06:37.218
2 -	1:33.525	47.570	***2:21.095*** **(1)**	***75.75***		***13:08:58.313***
3 -	1:33.737	47.949	2:21.686	75.43	0.591	13:11:19.999
4 -	1:34.230	47.351	2:21.581 **(3)**	75.49	0.486	13:13:41.580
5 -	***1:33.308***	48.173	2:21.481 **(2)**	75.54	0.386	13:16:03.061

P22 878 RMT Peter SEAL

Suzuki SV 650 -

IDEAL LAP TIME : 2:24.067 BEST LAP TIME : 2:24.067 DIFFERENCE : 0.000

LAP	SECTOR 1	SECTOR 2	LAP TIME	MPH	DIFF	TIME OF DAY
1 -		48.713	2:31.727	70.44	7.660	13:06:42.426
2 -	1:36.866	48.538	2:25.404 **(2)**	73.50	1.337	13:09:07.830
3 -	1:36.938	48.690	2:25.628 **(3)**	73.39	1.561	13:11:33.458
4 -	***1:35.806***	***48.261***	***2:24.067*** **(1)**	***74.18***		***13:13:57.525***
5 -	1:37.929	49.662	2:27.591	72.41	3.524	13:16:25.116

P23 369 Merlin LINDSAY

Suzuki SV 650 S -

IDEAL LAP TIME : 2:12.298 BEST LAP TIME : 2:12.313 DIFFERENCE : 0.015

LAP	SECTOR 1	SECTOR 2	LAP TIME	MPH	DIFF	TIME OF DAY
1 -		***44.588***	2:21.064	75.76	8.751	13:06:31.763
2 -	1:28.461	44.678	2:13.139 **(2)**	80.27	0.826	13:08:44.902
3 -	1:28.670	45.134	2:13.804 **(3)**	79.87	1.491	13:10:58.706
4 -	***1:27.710***	44.603	***2:12.313*** **(1)**	***80.77***		***13:13:11.019***

P24 37 Stephen WILSON

Suzuki SV 650 -

IDEAL LAP TIME : 2:21.694 BEST LAP TIME : 2:21.875 DIFFERENCE : 0.181

LAP	SECTOR 1	SECTOR 2	LAP TIME	MPH	DIFF	TIME OF DAY
1 -		***47.391***	2:29.223	71.62	7.348	13:06:39.922
2 -	***1:34.303***	47.572	***2:21.875*** **(1)**	***75.33***		***13:09:01.797***

BMCRC - MRO Championships - Rnd 8 @ Snetterton

MRO Minitwins & Rookie Minitwins

RACE 4 - BEST SECTORS

	SECTOR 1		SECTOR 2	
POS	NO	TIME	NO	TIME
1	**141**	**1:21.398**	**141**	**40.459**
2	**660**	**1:21.482**	**660**	**40.490**
3	**61**	**1:22.521**	**66**	**41.186**
4	**27**	**1:22.623**	**61**	**41.192**
5	**66**	**1:22.994**	**27**	**41.269**
6	**24**	**1:23.167**	**24**	**41.422**
7	**33**	**1:23.315**	**33**	**41.468**
8	**79**	**1:23.898**	**96**	**41.479**
9	**96**	**1:23.924**	**79**	**42.035**
10	**11**	**1:24.701**	**11**	**42.280**
11	**19**	**1:24.848**	**128**	**42.569**
12	**166**	**1:25.297**	**19**	**42.637**
13	**128**	**1:25.873**	**166**	**43.250**
14	**45**	**1:27.099**	**14**	**43.816**
15	**14**	**1:27.143**	**45**	**43.952**
16	**369**	**1:27.710**	**372**	**44.034**
17	**372**	**1:27.731**	**34**	**44.103**
18	**109**	**1:28.394**	**109**	**44.289**
19	**36**	**1:28.439**	**36**	**44.375**
20	**34**	**1:28.915**	**369**	**44.588**
21	**51**	**1:33.308**	**158**	**46.528**
22	**158**	**1:33.614**	**51**	**46.717**
23	**37**	**1:34.303**	**37**	**47.391**
24	**878**	**1:35.806**	**878**	**48.261**

IDEAL / BEST COMPARISON

PERFECT LAP 2:01.857

POS	NO	NAME	IDEAL	BEST	DIFF
1	**141**	HARRIS	2:01.857	2:01.965	**0.108**
2	**660**	HARRIS	2:01.972	2:01.972	**0.000**
3	**61**	SHELTON	2:03.713	2:03.769	**0.056**
4	**27**	BETTIS	2:03.892	2:04.357	**0.465**
5	**66**	DUCRAN	2:04.180	2:04.356	**0.176**
6	**24**	NOBLE	2:04.589	2:05.360	**0.771**
7	**33**	COSTIN	2:04.783	2:05.220	**0.437**
8	**96**	HOWARTH	2:05.403	2:05.851	**0.448**
9	**79**	WOLFF	2:05.933	2:06.160	**0.227**
10	**11**	GARROD	2:06.981	2:07.163	**0.182**
11	**19**	LILLEY	2:07.485	2:07.500	**0.015**
12	**128**	WHIBLEY	2:08.442	2:08.981	**0.539**
13	**166**	KING	2:08.547	2:08.738	**0.191**
14	**14**	COWIE	2:10.959	2:10.959	**0.000**
15	**45**	QUINCE	2:11.051	2:11.187	**0.136**
16	**372**	EAGLING	2:11.765	2:11.765	**0.000**
17	**369**	LINDSAY	2:12.298	2:12.313	**0.015**
18	**109**	PARSONS	2:12.683	2:12.960	**0.277**
19	**36**	ELLIOTT	2:12.814	2:12.814	**0.000**
20	**34**	JOHNSON	2:13.018	2:13.088	**0.070**
21	**51**	DURANT	2:20.025	2:21.095	**1.070**
22	**158**	BRENNAN	2:20.142	2:20.922	**0.780**
23	**37**	WILSON	2:21.694	2:21.875	**0.181**
24	**878**	SEAL	2:24.067	2:24.067	**0.000**

Weather / Track : Bright / Dry

Snetterton 300: 2.9689 miles
Date: 05/09/2026 Start: 13:04 Finish: 13:14

Results can be found at www.tsl-timing.com

Printed - 13:17 Saturday, 05 September 2026

BMCRC - MRO Championships - Rnd 8 @ Snetterton

MRO Minitwins & Rookie Minitwins

RACE 4 - STATISTICS

Competitors Started	24
Planned Start	2026-09-05 @ 12:15:00.000
Actual Start	2026-09-05 @ 13:04:10.698
Finish Time	2026-09-05 @ 13:14:27.782
Track Length	2.9689mi.
Total Laps	116
Total Distance Covered	344.3937mi.

Session Fastest Lap History

NO	CL	NAME	LAP TIME	TIME OF DAY	LAP	VEHICLE
660		**Ronnie HARRIS**	**2:02.521**	13:08:20.252	2	Suzuki SV 650
141		**Bill HARRIS**	**2:01.988**	13:12:25.940	4	Suzuki SV 650
660		**Ronnie HARRIS**	**2:01.972**	13:14:27.783	5	Suzuki SV 650
141		**Bill HARRIS**	**2:01.965**	13:14:27.905	5	Suzuki SV 650

Session Leader History

NO	CL	NAME	FROM LAP	LAPS LED	DISTANCE	VEHICLE
660		**Ronnie HARRIS**	1	5	14.84 miles	Suzuki SV 650

Flag History

TYPE	TIME OF DAY
GREEN	13:04:10.698
FINISH	13:14:27.782

Flag Statistics

TYPE	COUNT	TOTAL LAPS	TOTAL TIME
Green	1	5	12:30.154
Red	0	0	0.000
Safety Car	0	0	0.000
FCY	0	0	0.000

BMCRC - MRO Championships - Rnd 8 @ Snetterton

MRO Minitwins & Rookie Minitwins

RACE 4 - STATISTICS

CLASS : 18 Starters

Fastest Lap History

NO	NAME	LAP TIME	TIME OF DAY	LAP	VEHICLE
660	**Ronnie HARRIS**	**2:02.521**	13:08:20.252	2	Suzuki SV 650
141	**Bill HARRIS**	**2:01.988**	13:12:25.940	4	Suzuki SV 650
660	**Ronnie HARRIS**	**2:01.972**	13:14:27.783	5	Suzuki SV 650
141	**Bill HARRIS**	**2:01.965**	13:14:27.905	5	Suzuki SV 650

Leader History

NO	NAME	FROM LAP	LAPS LED	DISTANCE	VEHICLE
660	**Ronnie HARRIS**	1	5	14.84 miles	Suzuki SV 650

BMCRC - MRO Championships - Rnd 8 @ Snetterton

MRO Minitwins & Rookie Minitwins

RACE 4 - STATISTICS

CLASS : RMT

6 Starters

Fastest Lap History

NO	NAME	LAP TIME	TIME OF DAY	LAP	VEHICLE
24	**Jack NOBLE**	**2:05.360**	13:08:26.277	2	Suzuki SV 650

Leader History

NO	NAME	FROM LAP	LAPS LED	DISTANCE	VEHICLE
24	**Jack NOBLE**	1	5	14.84 miles	Suzuki SV 650

Weather / Track : Bright / Dry

Snetterton 300: 2.9689 miles
Date: 05/09/2026 Start: 13:04 Finish: 13:14

BMCRC - MRO Championships - Rnd 8 @ Snetterton

MRO Minitwins & Rookie Minitwins

RACE 13 - GRID (5 Laps)



These results are provisional until the conclusion of any judicial and technical matters.

Snetterton 300: 2.9689 miles

Clerk Of Course: Den Grant / Caroline Patterson	Timekeeper: Richard Evans	

Results can be found at www.tsl-timing.com

Printed - 13:22 Saturday, 05 September 2026

BMCRC - MRO Championships - Rnd 8 @ Snetterton

MRO Minitwins & Rookie Minitwins

RACE 13 - CLASSIFICATION

Race Distance: 4 Laps / 11.87 miles

POS	NO	CL	PIC	NAME	ENTRY	LAPS	TIME	GAP	DIFF	MPH	BEST	ON	GRD	↑↓
1	660		1	Ronnie HARRIS	Suzuki SV 650 - Team Harris Racing	4	8:14.572			86.44	2:02.143	4	2	1
2	141		2	Bill HARRIS	Suzuki SV 650 - Team Harris Racing	4	8:14.668	0.096	0.096	86.42	2:02.339	4	1	-1
3	96		3	William HOWARTH	Suzuki SV 650 -	4	8:25.599	11.027	10.931	84.55	2:05.019	3	8	5
4	61		4	Adam SHELTON	Suzuki SV 650 - Squideo	4	8:25.605	11.033	0.006	84.55	2:05.304	2	3	-1
5	66		5	Mitch DUCRAN	Suzuki SV 650 - JP Haulage / Black Widow Exhausts	4	8:25.912	11.340	0.307	84.50	2:05.522	3	4	-1
6	11	RMT	1	Alfie GARROD	Suzuki SV 650 - ATP Motorsport	4	8:30.260	15.688	4.348	83.78	2:05.581	4	10	4
7	79	RMT	2	Conor WOLFF	Suzuki SV 650 -	4	8:30.268	15.696	0.008	83.78	2:05.527	4	9	2
8	19		6	Kevin LILLEY	Suzuki SV 650 - Trafalgar Cleaning Eqpt. / Steve Jordan Mot	4	8:34.712	20.140	4.444	83.06	2:06.594	3	11	3
9	128	RMT	3	Brannon WHIBLEY	Suzuki SV 650 SK1 - D&S pumps. Electrotec	4	8:35.106	20.534	0.394	82.99	2:07.259	3	13	4
10	166		7	Ben KING	Suzuki SV 650 - Stour valley game	4	8:44.809	30.237	9.703	81.46	2:09.785	3	12	2
11	14		8	George COWIE	Suzuki SV 650 - Dad	4	8:52.057	37.485	7.248	80.35	2:10.663	3	14	3
12	45		9	Terence QUINCE	Suzuki SV 650 - K&Q, HM Racing, Titan-x, VAL	4	8:53.502	38.930	1.445	80.13	2:11.338	3	15	3
13	372		10	Charlie EAGLING	Suzuki SV 650 - java bean coffee company	4	8:54.209	39.637	0.707	80.02	2:11.680	4	16	3
14	109		11	Logan PARSONS	Suzuki SV 650 - IMP Racing & Log Racing	4	8:54.358	39.786	0.149	80.00	2:11.409	3	19	5
15	36	RMT	4	Scott ELLIOTT	Suzuki SV 650 - Cine fire tech / sprockets racing	4	9:04.652	50.080	10.294	78.49	2:13.597	2	18	3
16	34		12	Andrew JOHNSON	Suzuki SV 650 - Rose & Charlie Racing	4	9:08.636	54.064	3.984	77.92	2:14.711	4	20	4
17	369		13	Merlin LINDSAY	Suzuki SV 650 S -	4	9:20.032	1:05.460	11.396	76.33	2:16.723	2	17	0
18	158		14	Danny BRENNAN	Suzuki SV 650 - Greenplant uk	4	9:20.296	1:05.724	0.264	76.30	2:17.881	3	21	3
19	51		15	Andrew DURANT	Suzuki SV 650 -	4	9:20.749	1:06.177	0.453	76.24	2:18.177	3	22	3
20	37		16	Stephen WILSON	Suzuki SV 650 -	4	9:28.201	1:13.629	7.452	75.24	2:19.862	2	23	3
21	878	RMT	5	Peter SEAL	Suzuki SV 650 -	4	9:52.921	1:38.349	24.720	72.10	2:25.747	2	24	3

NOT CLASSIFIED

DNF	27			Jack BETTIS	Suzuki SV 650 - NB Toolmaking, Upfront Property Services	3	6:20.138	1 Lap	1 Lap	84.34	2:05.295	2	5	

NOT STARTED

NS	33			Steve COSTIN	Suzuki SV 650 WET - Surrey Motorcycles / Traq72 Race Sup								6	
NS	24	RMT		Jack NOBLE	Suzuki SV 650 - Delta T racing / NP Racing								7	
NS	679	RMT		Gene GOODRUM	Suzuki SV 650 - Delta T Racing								25	
NS	46	RMT		Russ BROWN	Suzuki SV 650 -								26	

FASTEST LAP

660		Ronnie HARRIS	Suzuki SV 650 - Team Harris Racing	4	2:02.143	87.50 mph	140.82 kph	
79	RMT	Conor WOLFF	Suzuki SV 650 -	4	2:05.527	85.14 mph	137.02 kph	

Class - 92.5% of Race Speed = 79.95 mph
Class RMT - 92.5% of Race Speed = 77.49 mph

Weather / Track : Cloudy / Dry
These results are provisional until the conclusion of any judicial and technical matters.

Date: 05/09/2026 Start: 17:12 Finish: 17:21
Snetterton 300: 2.9689 miles

Clerk Of Course: Den Grant / Caroline Patterson	Timekeeper: Richard Evans	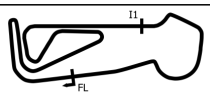

Results can be found at www.tsl-timing.com

Printed - 17:25 Saturday, 05 September 2026

BMCRC - MRO Championships - Rnd 8 @ Snetterton

MRO Minitwins & Rookie Minitwins

RACE 13 - LAP CHART

LAP 1 @ 17:15:00.458

NO	BEHIND	LAP TIME
141		2:07.087
660	0.114	2:07.201
66	1.850	2:08.937
61	2.116	2:09.203
27	2.216	2:09.303
96	2.642	2:09.729
128	5.059	2:12.146
79	5.533	2:12.620
11	6.112	2:13.199
19	6.217	2:13.304
166	7.815	2:14.902
45	11.041	2:18.128
372	11.208	2:18.295
14	11.566	2:18.653
109	12.300	2:19.387
36	13.009	2:20.096
369	15.451	2:22.538
34	16.778	2:23.865
158	17.935	2:25.022
51	18.428	2:25.515
37	19.422	2:26.509
878	27.128	2:34.215

LAP 2 @ 17:17:03.122

NO	BEHIND	LAP TIME
141		2:02.664
660	0.176	2:02.726
66	4.714	2:05.528
61	4.756	2:05.304
27	4.847	2:05.295
96	5.364	2:05.386
11	9.098	2:05.650
79	9.131	2:06.262
128	10.149	2:07.754
19	10.962	2:07.409
166	15.296	2:10.145
372	20.715	2:12.171
14	20.782	2:11.880
45	21.032	2:12.655
109	21.613	2:11.977
36	23.942	2:13.597
34	29.423	2:15.309
369	29.510	2:16.723
158	33.286	2:18.015
51	33.976	2:18.212
37	36.620	2:19.862
878	50.211	2:25.747

LAP 3 @ 17:19:05.700

NO	BEHIND	LAP TIME
141		2:02.578
660	0.100	2:02.502
61	7.657	2:05.479
66	7.658	2:05.522
96	7.805	2:05.019
27	7.809	2:05.540
11	12.350	2:05.830
79	12.412	2:05.859
128	14.830	2:07.259
19	14.978	2:06.594
166	22.503	2:09.785
14	28.867	2:10.663
45	29.792	2:11.338
372	30.200	2:12.063
109	30.444	2:11.409
36	36.398	2:15.034
34	41.596	2:14.751
369	44.233	2:17.301
158	48.589	2:17.881
51	49.575	2:18.177
37	53.972	2:19.930
878	1:14.084	2:26.451

LAP 4 @ 17:21:07.943

NO	BEHIND	LAP TIME
660		2:02.143
141	0.096	2:02.339
96	11.027	2:05.465
61	11.033	2:05.619
66	11.340	2:05.925
11	15.688	2:05.581
79	15.696	2:05.527
19	20.140	2:07.405
128	20.534	2:07.947
166	30.237	2:09.977
14	37.485	2:10.861
45	38.930	2:11.381
372	39.637	2:11.680
109	39.786	2:11.585
36	50.080	2:15.925
34	54.064	2:14.711
369	1:05.460	2:23.470
158	1:05.724	2:19.378
51	1:06.177	2:18.845
37	1:13.629	2:21.900
878	1:38.349	2:26.508

Weather / Track : Cloudy / Dry

Snetterton 300: 2.9689 miles
Date: 05/09/2026 Start: 17:12 Finish: 17:21

Results can be found at www.tsl-timing.com

Printed - 17:26 Saturday, 05 September 2026

BMCRC - MRO Championships - Rnd 8 @ Snetterton

MRO Minitwins & Rookie Minitwins

RACE 13 - POSITION CHART

No	Name	Lap Pos	1	2	3	4
141	HARRIS	1	141	141	141	660
660	HARRIS	2	660	660	660	141
61	SHELTON	3	66	66	61	96
66	DUCRAN	4	61	61	66	61
27	BETTIS	5	27	27	96	66
33	COSTIN	6	96	96	27	11
24	NOBLE	7	128	11	11	79
96	HOWARTH	8	79	79	79	19
79	WOLFF	9	11	128	128	128
11	GARROD	10	19	19	19	166
19	LILLEY	11	166	166	166	14
166	KING	12	45	372	14	45
128	WHIBLEY	13	372	14	45	372
14	COWIE	14	14	45	372	109
45	QUINCE	15	109	109	109	36
372	EAGLING	16	36	36	36	34
369	LINDSAY	17	369	34	34	369
36	ELLIOTT	18	34	369	369	158
109	PARSONS	19	158	158	158	51
34	JOHNSON	20	51	51	51	37
158	BRENNAN	21	37	37	37	878
51	DURANT	22	878	878	878	
37	WILSON	23				
878	SEAL	24				
679	GOODRUM	25				
46	BROWN	26				

Weather / Track : Cloudy / Dry

Snetterton 300: 2.9689 miles
Date: 05/09/2026 Start: 17:12 Finish: 17:21

Results can be found at www.tsl-timing.com

Printed - 17:26 Saturday, 05 September 2026

BMCRC - MRO Championships - Rnd 8 @ Snetterton

MRO Minitwins & Rookie Minitwins

RACE 13 - SECTOR ANALYSIS

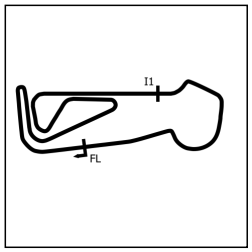

SECTOR 1 = FL to I1, SECTOR 2 = I1 to FL, DIFF = Difference To Personal Best Lap, P = Crossed Finish Line in Pit Lane, D = Time Disallowed

P1 660 Ronnie HARRIS — Suzuki SV 650 - Team Harris Racing

IDEAL LAP TIME : 2:02.052 BEST LAP TIME : 2:02.143 DIFFERENCE : 0.091

LAP	SECTOR 1	SECTOR 2	LAP TIME		MPH	DIFF	TIME OF DAY
1 -		40.756	2:07.201		84.02	5.058	17:15:00.572
2 -	1:22.008	40.718	2:02.726	(3)	87.08	0.583	17:17:03.298
3 -	***1:21.936***	40.566	2:02.502	(2)	87.24	0.359	17:19:05.800
4 -	1:22.027	***40.116***	***2:02.143***	(1)	***87.50***		***17:21:07.943***

P2 141 Bill HARRIS — Suzuki SV 650 - Team Harris Racing

IDEAL LAP TIME : 2:02.339 BEST LAP TIME : 2:02.339 DIFFERENCE : 0.000

LAP	SECTOR 1	SECTOR 2	LAP TIME		MPH	DIFF	TIME OF DAY
1 -		40.804	2:07.087		84.10	4.748	17:15:00.458
2 -	1:21.915	40.749	2:02.664	(3)	87.13	0.325	17:17:03.122
3 -	1:21.938	40.640	2:02.578	(2)	87.19	0.239	17:19:05.700
4 -	***1:21.837***	***40.502***	***2:02.339***	(1)	***87.36***		***17:21:08.039***

P3 96 William HOWARTH — Suzuki SV 650 -

IDEAL LAP TIME : 2:04.679 BEST LAP TIME : 2:05.019 DIFFERENCE : 0.340

LAP	SECTOR 1	SECTOR 2	LAP TIME		MPH	DIFF	TIME OF DAY
1 -		41.167	2:09.729		82.38	4.710	17:15:03.100
2 -	1:24.227	41.159	2:05.386	(2)	85.24	0.367	17:17:08.486
3 -	1:23.984	***41.035***	***2:05.019***	(1)	***85.49***		***17:19:13.505***
4 -	***1:23.644***	41.821	2:05.465	(3)	85.18	0.446	17:21:18.970

P4 61 Adam SHELTON — Suzuki SV 650 - Squideo

IDEAL LAP TIME : 2:04.808 BEST LAP TIME : 2:05.304 DIFFERENCE : 0.496

LAP	SECTOR 1	SECTOR 2	LAP TIME		MPH	DIFF	TIME OF DAY
1 -		***41.311***	2:09.203		82.72	3.899	17:15:02.574
2 -	***1:23.497***	41.807	***2:05.304***	(1)	***85.29***		***17:17:07.878***
3 -	1:23.820	41.659	2:05.479	(2)	85.17	0.175	17:19:13.357
4 -	1:23.888	41.731	2:05.619	(3)	85.08	0.315	17:21:18.976

P5 66 Mitch DUCRAN — Suzuki SV 650 - JP Haulage / Black Widow Exhausts

IDEAL LAP TIME : 2:04.947 BEST LAP TIME : 2:05.522 DIFFERENCE : 0.575

LAP	SECTOR 1	SECTOR 2	LAP TIME		MPH	DIFF	TIME OF DAY
1 -		41.474	2:08.937		82.89	3.415	17:15:02.308
2 -	1:23.660	41.868	2:05.528	(2)	85.14	0.006	17:17:07.836
3 -	***1:23.491***	42.031	***2:05.522***	(1)	***85.14***		***17:19:13.358***
4 -	1:24.469	***41.456***	2:05.925	(3)	84.87	0.403	17:21:19.283

P6 11 RMT Alfie GARROD — Suzuki SV 650 - ATP Motorsport

IDEAL LAP TIME : 2:05.267 BEST LAP TIME : 2:05.581 DIFFERENCE : 0.314

LAP	SECTOR 1	SECTOR 2	LAP TIME		MPH	DIFF	TIME OF DAY
1 -		43.508	2:13.199		80.24	7.618	17:15:06.570
2 -	1:23.899	***41.751***	2:05.650	(2)	85.06	0.069	17:17:12.220
3 -	1:23.755	42.075	2:05.830	(3)	84.94	0.249	17:19:18.050
4 -	***1:23.516***	42.065	***2:05.581***	(1)	***85.10***		***17:21:23.631***

P7 79 RMT Conor WOLFF — Suzuki SV 650 -

IDEAL LAP TIME : 2:05.527 BEST LAP TIME : 2:05.527 DIFFERENCE : 0.000

LAP	SECTOR 1	SECTOR 2	LAP TIME		MPH	DIFF	TIME OF DAY
1 -		42.830	2:12.620		80.59	7.093	17:15:05.991
2 -	1:24.195	42.067	2:06.262	(3)	84.65	0.735	17:17:12.253
3 -	1:23.623	42.236	2:05.859	(2)	84.92	0.332	17:19:18.112
4 -	***1:23.470***	***42.057***	***2:05.527***	(1)	***85.14***		***17:21:23.639***

BMCRC - MRO Championships - Rnd 8 @ Snetterton

MRO Minitwins & Rookie Minitwins

RACE 13 - SECTOR ANALYSIS

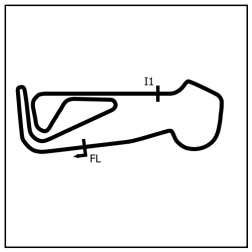

SECTOR 1 = FL to I1, SECTOR 2 = I1 to FL, DIFF = Difference To Personal Best Lap, P = Crossed Finish Line in Pit Lane, D = Time Disallowed

P8 19 Kevin LILLEY — Suzuki SV 650 - Trafalgar Cleaning Eqpt. / Steve Jordan Motorc

IDEAL LAP TIME : 2:06.570 BEST LAP TIME : 2:06.594 DIFFERENCE : 0.024

LAP	SECTOR 1	SECTOR 2	LAP TIME		MPH	DIFF	TIME OF DAY
1 -		42.346	2:13.304		80.17	6.710	17:15:06.675
2 -	1:25.179	***42.230***	2:07.409	**(3)**	83.88	0.815	17:17:14.084
3 -	***1:24.340***	42.254	***2:06.594***	**(1)**	***84.42***		***17:19:20.678***
4 -	1:25.126	42.279	2:07.405	**(2)**	83.89	0.811	17:21:28.083

P9 128 RMT Brannon WHIBLEY — Suzuki SV 650 SK1 - D&S pumps. Electrotec

IDEAL LAP TIME : 2:07.037 BEST LAP TIME : 2:07.259 DIFFERENCE : 0.222

LAP	SECTOR 1	SECTOR 2	LAP TIME		MPH	DIFF	TIME OF DAY
1 -		42.718	2:12.146		80.88	4.887	17:15:05.517
2 -	1:25.452	***42.302***	2:07.754	**(2)**	83.66	0.495	17:17:13.271
3 -	***1:24.735***	42.524	***2:07.259***	**(1)**	***83.98***		***17:19:20.530***
4 -	1:25.424	42.523	2:07.947	**(3)**	83.53	0.688	17:21:28.477

P10 166 Ben KING — Suzuki SV 650 - Stour valley game

IDEAL LAP TIME : 2:09.362 BEST LAP TIME : 2:09.785 DIFFERENCE : 0.423

LAP	SECTOR 1	SECTOR 2	LAP TIME		MPH	DIFF	TIME OF DAY
1 -		***43.354***	2:14.902		79.22	5.117	17:15:08.273
2 -	1:26.424	43.721	2:10.145	**(3)**	82.12	0.360	17:17:18.418
3 -	1:26.167	43.618	***2:09.785***	**(1)**	***82.35***		***17:19:28.203***
4 -	***1:26.008***	43.969	2:09.977	**(2)**	82.23	0.192	17:21:38.180

P11 14 George COWIE — Suzuki SV 650 - Dad

IDEAL LAP TIME : 2:10.365 BEST LAP TIME : 2:10.663 DIFFERENCE : 0.298

LAP	SECTOR 1	SECTOR 2	LAP TIME		MPH	DIFF	TIME OF DAY
1 -		***43.780***	2:18.653		77.08	7.990	17:15:12.024
2 -	1:27.517	44.363	2:11.880	**(3)**	81.04	1.217	17:17:23.904
3 -	***1:26.585***	44.078	***2:10.663***	**(1)**	***81.79***		***17:19:34.567***
4 -	1:26.931	43.930	2:10.861	**(2)**	81.67	0.198	17:21:45.428

P12 45 Terence QUINCE — Suzuki SV 650 - K&Q, HM Racing, Titan-x, VAL

IDEAL LAP TIME : 2:10.470 BEST LAP TIME : 2:11.338 DIFFERENCE : 0.868

LAP	SECTOR 1	SECTOR 2	LAP TIME		MPH	DIFF	TIME OF DAY
1 -		44.503	2:18.128		77.37	6.790	17:15:11.499
2 -	1:28.090	44.565	2:12.655	**(3)**	80.57	1.317	17:17:24.154
3 -	1:27.514	***43.824***	***2:11.338***	**(1)**	***81.37***		***17:19:35.492***
4 -	***1:26.646***	44.735	2:11.381	**(2)**	81.35	0.043	17:21:46.873

P13 372 Charlie EAGLING — Suzuki SV 650 - java bean coffee company

IDEAL LAP TIME : 2:11.641 BEST LAP TIME : 2:11.680 DIFFERENCE : 0.039

LAP	SECTOR 1	SECTOR 2	LAP TIME		MPH	DIFF	TIME OF DAY
1 -		44.522	2:18.295		77.28	6.615	17:15:11.666
2 -	1:27.716	44.455	2:12.171	**(3)**	80.86	0.491	17:17:23.837
3 -	1:27.921	***44.142***	2:12.063	**(2)**	80.93	0.383	17:19:35.900
4 -	***1:27.499***	44.181	***2:11.680***	**(1)**	***81.16***		***17:21:47.580***

P14 109 Logan PARSONS — Suzuki SV 650 - IMP Racing & Log Racing

IDEAL LAP TIME : 2:11.409 BEST LAP TIME : 2:11.409 DIFFERENCE : 0.000

LAP	SECTOR 1	SECTOR 2	LAP TIME		MPH	DIFF	TIME OF DAY
1 -		44.568	2:19.387		76.67	7.978	17:15:12.758
2 -	1:27.873	44.104	2:11.977	**(3)**	80.98	0.568	17:17:24.735
3 -	***1:27.352***	***44.057***	***2:11.409***	**(1)**	***81.33***		***17:19:36.144***
4 -	1:27.421	44.164	2:11.585	**(2)**	81.22	0.176	17:21:47.729

Weather / Track : Cloudy / Dry

Snetterton 300: 2.9689 miles
Date: 05/09/2026 Start: 17:12 Finish: 17:21

BMCRC - MRO Championships - Rnd 8 @ Snetterton

MRO Minitwins & Rookie Minitwins

RACE 13 - SECTOR ANALYSIS

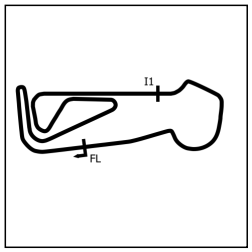

SECTOR 1 = FL to I1, SECTOR 2 = I1 to FL, DIFF = Difference To Personal Best Lap, P = Crossed Finish Line in Pit Lane, D = Time Disallowed

P15 36 RMT Scott ELLIOTT — Suzuki SV 650 - Cine fire tech / sprockets racing

IDEAL LAP TIME : 2:13.368 BEST LAP TIME : 2:13.597 DIFFERENCE : 0.229

LAP	SECTOR 1	SECTOR 2	LAP TIME	MPH	DIFF	TIME OF DAY
1 -		***44.380***	2:20.096	76.29	6.499	17:15:13.467
2 -	***1:28.988***	44.609	***2:13.597*** **(1)**	***80.00***		***17:17:27.064***
3 -	1:29.912	45.122	2:15.034 **(2)**	79.15	1.437	17:19:42.098
4 -	1:30.053	45.872	2:15.925 **(3)**	78.63	2.328	17:21:58.023

P16 34 Andrew JOHNSON — Suzuki SV 650 - Rose & Charlie Racing

IDEAL LAP TIME : 2:13.943 BEST LAP TIME : 2:14.711 DIFFERENCE : 0.768

LAP	SECTOR 1	SECTOR 2	LAP TIME	MPH	DIFF	TIME OF DAY
1 -		45.371	2:23.865	74.29	9.154	17:15:17.236
2 -	1:29.701	45.608	2:15.309 **(3)**	78.99	0.598	17:17:32.545
3 -	1:30.253	***44.498***	2:14.751 **(2)**	79.31	0.040	17:19:47.296
4 -	***1:29.445***	45.266	***2:14.711*** **(1)**	***79.34***		***17:22:02.007***

P17 369 Merlin LINDSAY — Suzuki SV 650 S -

IDEAL LAP TIME : 2:15.887 BEST LAP TIME : 2:16.723 DIFFERENCE : 0.836

LAP	SECTOR 1	SECTOR 2	LAP TIME	MPH	DIFF	TIME OF DAY
1 -		***45.064***	2:22.538	74.98	5.815	17:15:15.909
2 -	***1:30.823***	45.900	***2:16.723*** **(1)**	***78.17***		***17:17:32.632***
3 -	1:31.556	45.745	2:17.301 **(2)**	77.84	0.578	17:19:49.933
4 -	1:34.822	48.648	2:23.470 **(3)**	74.49	6.747	17:22:13.403

P18 158 Danny BRENNAN — Suzuki SV 650 - Greenplant uk

IDEAL LAP TIME : 2:17.444 BEST LAP TIME : 2:17.881 DIFFERENCE : 0.437

LAP	SECTOR 1	SECTOR 2	LAP TIME	MPH	DIFF	TIME OF DAY
1 -		46.831	2:25.022	73.69	7.141	17:15:18.393
2 -	***1:31.607***	46.408	2:18.015 **(2)**	77.44	0.134	17:17:36.408
3 -	1:32.044	***45.837***	***2:17.881*** **(1)**	***77.51***		***17:19:54.289***
4 -	1:31.687	47.691	2:19.378 **(3)**	76.68	1.497	17:22:13.667

P19 51 Andrew DURANT — Suzuki SV 650 -

IDEAL LAP TIME : 2:17.403 BEST LAP TIME : 2:18.177 DIFFERENCE : 0.774

LAP	SECTOR 1	SECTOR 2	LAP TIME	MPH	DIFF	TIME OF DAY
1 -		46.338	2:25.515	73.44	7.338	17:15:18.886
2 -	1:31.742	46.470	2:18.212 **(2)**	77.33	0.035	17:17:37.098
3 -	1:32.064	***46.113***	***2:18.177*** **(1)**	***77.35***		***17:19:55.275***
4 -	***1:31.290***	47.555	2:18.845 **(3)**	76.97	0.668	17:22:14.120

P20 37 Stephen WILSON — Suzuki SV 650 -

IDEAL LAP TIME : 2:19.186 BEST LAP TIME : 2:19.862 DIFFERENCE : 0.676

LAP	SECTOR 1	SECTOR 2	LAP TIME	MPH	DIFF	TIME OF DAY
1 -		***46.291***	2:26.509	72.95	6.647	17:15:19.880
2 -	1:33.195	46.667	***2:19.862*** **(1)**	***76.41***		***17:17:39.742***
3 -	***1:32.895***	47.035	2:19.930 **(2)**	76.38	0.068	17:19:59.672
4 -	1:32.993	48.907	2:21.900 **(3)**	75.32	2.038	17:22:21.572

P21 878 RMT Peter SEAL — Suzuki SV 650 -

IDEAL LAP TIME : 2:25.425 BEST LAP TIME : 2:25.747 DIFFERENCE : 0.322

LAP	SECTOR 1	SECTOR 2	LAP TIME	MPH	DIFF	TIME OF DAY
1 -		49.080	2:34.215	69.30	8.468	17:15:27.586
2 -	***1:36.431***	49.316	***2:25.747*** **(1)**	***73.33***		***17:17:53.333***
3 -	1:37.457	***48.994***	2:26.451 **(2)**	72.98	0.704	17:20:19.784
4 -	1:37.051	49.457	2:26.508 **(3)**	72.95	0.761	17:22:46.292

Weather / Track : Cloudy / Dry

Snetterton 300: 2.9689 miles
Date: 05/09/2026 Start: 17:12 Finish: 17:21

BMCRC - MRO Championships - Rnd 8 @ Snetterton

MRO Minitwins & Rookie Minitwins

RACE 13 - SECTOR ANALYSIS

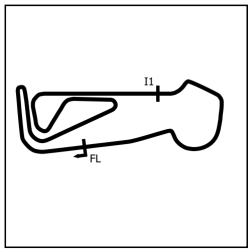

SECTOR 1 = FL to I1, SECTOR 2 = I1 to FL, DIFF = Difference To Personal Best Lap, P = Crossed Finish Line in Pit Lane, D = Time Disallowed

P22 27 Jack BETTIS Suzuki SV 650 - NB Toolmaking, Upfront Property Services

IDEAL LAP TIME : 2:04.973 BEST LAP TIME : 2:05.295 DIFFERENCE : 0.322

LAP	SECTOR 1	SECTOR 2	LAP TIME	MPH	DIFF	TIME OF DAY
1 -		***41.397***	2:09.303	82.65	4.008	17:15:02.674
2 -	1:23.746	41.549	***2:05.295*** **(1)**	***85.30***		***17:17:07.969***
3 -	***1:23.576***	41.964	2:05.540 **(2)**	85.13	0.245	17:19:13.509
4 -	1:24.408					

Weather / Track : Cloudy / Dry

Snetterton 300: 2.9689 miles
Date: 05/09/2026 Start: 17:12 Finish: 17:21

BMCRC - MRO Championships - Rnd 8 @ Snetterton

MRO Minitwins & Rookie Minitwins

RACE 13 - BEST SECTORS

	SECTOR 1		SECTOR 2	
POS	NO	TIME	NO	TIME
1	**141**	**1:21.837**	**660**	**40.116**
2	**660**	**1:21.936**	**141**	**40.502**
3	**79**	**1:23.470**	**96**	**41.035**
4	**66**	**1:23.491**	**61**	**41.311**
5	**61**	**1:23.497**	**27**	**41.397**
6	**11**	**1:23.516**	**66**	**41.456**
7	**27**	**1:23.576**	**11**	**41.751**
8	**96**	**1:23.644**	**79**	**42.057**
9	**19**	**1:24.340**	**19**	**42.230**
10	**128**	**1:24.735**	**128**	**42.302**
11	**166**	**1:26.008**	**166**	**43.354**
12	**14**	**1:26.585**	**14**	**43.780**
13	**45**	**1:26.646**	**45**	**43.824**
14	**109**	**1:27.352**	**109**	**44.057**
15	**372**	**1:27.499**	**372**	**44.142**
16	**36**	**1:28.988**	**36**	**44.380**
17	**34**	**1:29.445**	**34**	**44.498**
18	**369**	**1:30.823**	**369**	**45.064**
19	**51**	**1:31.290**	**158**	**45.837**
20	**158**	**1:31.607**	**51**	**46.113**
21	**37**	**1:32.895**	**37**	**46.291**
22	**878**	**1:36.431**	**878**	**48.994**

IDEAL / BEST COMPARISON

PERFECT LAP 2:01.953

POS	NO	NAME	IDEAL	BEST	DIFF
1	**660**	HARRIS	2:02.052	2:02.143	**0.091**
2	**141**	HARRIS	2:02.339	2:02.339	**0.000**
3	**96**	HOWARTH	2:04.679	2:05.019	**0.340**
4	**61**	SHELTON	2:04.808	2:05.304	**0.496**
5	**66**	DUCRAN	2:04.947	2:05.522	**0.575**
6	**27**	BETTIS	2:04.973	2:05.295	**0.322**
7	**11**	GARROD	2:05.267	2:05.581	**0.314**
8	**79**	WOLFF	2:05.527	2:05.527	**0.000**
9	**19**	LILLEY	2:06.570	2:06.594	**0.024**
10	**128**	WHIBLEY	2:07.037	2:07.259	**0.222**
11	**166**	KING	2:09.362	2:09.785	**0.423**
12	**14**	COWIE	2:10.365	2:10.663	**0.298**
13	**45**	QUINCE	2:10.470	2:11.338	**0.868**
14	**109**	PARSONS	2:11.409	2:11.409	**0.000**
15	**372**	EAGLING	2:11.641	2:11.680	**0.039**
16	**36**	ELLIOTT	2:13.368	2:13.597	**0.229**
17	**34**	JOHNSON	2:13.943	2:14.711	**0.768**
18	**369**	LINDSAY	2:15.887	2:16.723	**0.836**
19	**51**	DURANT	2:17.403	2:18.177	**0.774**
20	**158**	BRENNAN	2:17.444	2:17.881	**0.437**
21	**37**	WILSON	2:19.186	2:19.862	**0.676**
22	**878**	SEAL	2:25.425	2:25.747	**0.322**

Weather / Track : Cloudy / Dry

Snetterton 300: 2.9689 miles
Date: 05/09/2026 Start: 17:12 Finish: 17:21

Results can be found at www.tsl-timing.com

Printed - 17:26 Saturday, 05 September 2026

BMCRC - MRO Championships - Rnd 8 @ Snetterton

MRO Minitwins & Rookie Minitwins

RACE 13 - STATISTICS

Competitors Started	22
Planned Start	2026-09-05 @ 15:51:00.000
Actual Start	2026-09-05 @ 17:12:53.370
Finish Time	2026-09-05 @ 17:21:07.942
Track Length	2.9689mi.
Total Laps	87
Total Distance Covered	258.2953mi.

Session Fastest Lap History

NO	CL	NAME	LAP TIME	TIME OF DAY	LAP	VEHICLE
141		**Bill HARRIS**	**2:02.664**	17:17:03.122	2	Suzuki SV 650
141		**Bill HARRIS**	**2:02.578**	17:19:05.700	3	Suzuki SV 650
660		**Ronnie HARRIS**	**2:02.502**	17:19:05.800	3	Suzuki SV 650
660		**Ronnie HARRIS**	**2:02.143**	17:21:07.943	4	Suzuki SV 650

Session Leader History

NO	CL	NAME	FROM LAP	LAPS LED	DISTANCE	VEHICLE
141		**Bill HARRIS**	1	3	8.90 miles	Suzuki SV 650
660		**Ronnie HARRIS**	4	1	2.96 miles	Suzuki SV 650

Flag History

TYPE	TIME OF DAY
GREEN	17:12:53.370
FINISH	17:21:07.942

Flag Statistics

TYPE	COUNT	TOTAL LAPS	TOTAL TIME
Green	1	4	10:25.024
Red	0	0	0.000
Safety Car	0	0	0.000
FCY	0	0	0.000

BMCRC - MRO Championships - Rnd 8 @ Snetterton

MRO Minitwins & Rookie Minitwins

RACE 13 - STATISTICS

CLASS : 17 Starters

Fastest Lap History

NO	NAME	LAP TIME	TIME OF DAY	LAP	VEHICLE
141	**Bill HARRIS**	**2:02.664**	17:17:03.122	2	Suzuki SV 650
141	**Bill HARRIS**	**2:02.578**	17:19:05.700	3	Suzuki SV 650
660	**Ronnie HARRIS**	**2:02.502**	17:19:05.800	3	Suzuki SV 650
660	**Ronnie HARRIS**	**2:02.143**	17:21:07.943	4	Suzuki SV 650

Leader History

NO	NAME	FROM LAP	LAPS LED	DISTANCE	VEHICLE
141	**Bill HARRIS**	1	3	8.90 miles	Suzuki SV 650
660	**Ronnie HARRIS**	4	1	2.96 miles	Suzuki SV 650

BMCRC - MRO Championships - Rnd 8 @ Snetterton

MRO Minitwins & Rookie Minitwins

RACE 13 - STATISTICS

CLASS : RMT

5 Starters

Fastest Lap History

NO	NAME	LAP TIME	TIME OF DAY	LAP	VEHICLE
11	**Alfie GARROD**	**2:05.650**	17:17:12.220	2	Suzuki SV 650
11	**Alfie GARROD**	**2:05.581**	17:21:23.631	4	Suzuki SV 650
79	**Conor WOLFF**	**2:05.527**	17:21:23.639	4	Suzuki SV 650

Leader History

NO	NAME	FROM LAP	LAPS LED	DISTANCE	VEHICLE
128	**Brannon WHIBLEY**	1	1	2.96 miles	Suzuki SV 650 SK1
11	**Alfie GARROD**	2	3	8.90 miles	Suzuki SV 650

Weather / Track : Cloudy / Dry

Snetterton 300: 2.9689 miles
Date: 05/09/2026 Start: 17:12 Finish: 17:21

BMCRC - MRO Championships - Rnd 8 @ Snetterton

MRO Minitwins & Rookie Minitwins

RACE 6 - GRID (7 Laps)



These results are provisional until the conclusion of any judicial and technical matters.

Snetterton 300: 2.9689 miles

Clerk Of Course: Den Grant / Caroline Patterson	Timekeeper: Richard Evans	

Results can be found at www.tsl-timing.com

Printed - 17:28 Saturday, 05 September 2026

BMCRC - MRO Championships - Rnd 8 @ Snetterton

MRO Minitwins & Rookie Minitwins

RACE 6 - CLASSIFICATION

Race Distance: 6 Laps / 17.81 miles

POS	NO	CL	PIC	NAME	ENTRY	LAPS	TIME	GAP	DIFF	MPH	BEST	ON	GRD	↑↓
1	141		1	Bill HARRIS	Suzuki SV 650 - Team Harris Racing	6	12:20.793			86.56	2:02.346	6	2	1
2	660		2	Ronnie HARRIS	Suzuki SV 650 - Team Harris Racing	6	12:20.853	0.060	0.060	86.56	2:02.434	5	1	-1
3	61		3	Adam SHELTON	Suzuki SV 650 - Squideo	6	12:34.903	14.110	14.050	84.94	2:04.731	2	5	2
4	96		4	William HOWARTH	Suzuki SV 650 -	6	12:35.278	14.485	0.375	84.90	2:04.719	4	3	-1
5	66		5	Mitch DUCRAN	Suzuki SV 650 - JP Haulage / Black Widow Exhausts	6	12:35.300	14.507	0.022	84.90	2:04.875	4	6	1
6	27		6	Jack BETTIS	Suzuki SV 650 - NB Toolmaking, Upfront Property Services	6	12:39.452	18.659	4.152	84.44	2:04.986	3	4	-2
7	11	RMT	1	Alfie GARROD	Suzuki SV 650 - ATP Motorsport	6	12:45.075	24.282	5.623	83.81	2:05.768	4	8	1
8	24	RMT	2	Jack NOBLE	Suzuki SV 650 - Delta T racing / NP Racing	6	12:47.920	27.127	2.845	83.50	2:05.968	2	24	16
9	128	RMT	3	Brannon WHIBLEY	Suzuki SV 650 SK1 - D&S pumps. Electrotec	6	12:52.157	31.364	4.237	83.05	2:07.319	4	10	1
10	79	RMT	4	Conor WOLFF	Suzuki SV 650 -	6	12:52.691	31.898	0.534	82.99	2:07.158	2	7	-3
11	19		7	Kevin LILLEY	Suzuki SV 650 - Trafalgar Cleaning Eqpt. / Steve Jordan Mot	6	12:53.010	32.217	0.319	82.95	2:07.431	6	9	-2
12	14		8	George COWIE	Suzuki SV 650 - Dad	6	13:12.210	51.417	19.200	80.94	2:10.249	6	12	0
13	109		9	Logan PARSONS	Suzuki SV 650 - IMP Racing & Log Racing	6	13:21.820	1:01.027	9.610	79.97	2:12.316	2	14	1
14	45		10	Terence QUINCE	Suzuki SV 650 - K&Q, HM Racing, Titan-x, VAL	6	13:26.062	1:05.269	4.242	79.55	2:12.587	3	13	-1
15	34		11	Andrew JOHNSON	Suzuki SV 650 - Rose & Charlie Racing	6	13:26.124	1:05.331	0.062	79.55	2:12.791	5	17	2
16	372		12	Charlie EAGLING	Suzuki SV 650 - java bean coffee company	6	13:26.607	1:05.814	0.483	79.50	2:12.228	6	15	-1
17	369		13	Merlin LINDSAY	Suzuki SV 650 S -	6	13:43.482	1:22.689	16.875	77.87	2:15.245	2	18	1
18	36	RMT	5	Scott ELLIOTT	Suzuki SV 650 - Cine fire tech / sprockets racing	6	13:47.203	1:26.410	3.721	77.52	2:16.086	3	16	-2
19	51		14	Andrew DURANT	Suzuki SV 650 -	6	14:04.862	1:44.069	17.659	75.90	2:18.701	4	20	1
20	37		15	Stephen WILSON	Suzuki SV 650 -	6	14:06.139	1:45.346	1.277	75.78	2:17.993	6	21	1
21	158		16	Danny BRENNAN	Suzuki SV 650 - Greenplant uk	6	14:06.670	1:45.877	0.531	75.74	2:18.101	6	19	-2
22	878	RMT	6	Peter SEAL	Suzuki SV 650 -	6	14:37.136	2:16.343	30.466	73.11	2:22.967	5	22	0
					NOT CLASSIFIED									
DNF	166			Ben KING	Suzuki SV 650 - Stour valley game	1	2:15.521	5 Laps	5 Laps	78.86			11	
					NOT STARTED									
NS	33			Steve COSTIN	Suzuki SV 650 WET - Surrey Motorcycles / Traq72 Race Sup								23	
NS	679	RMT		Gene GOODRUM	Suzuki SV 650 - Delta T Racing								25	
NS	46	RMT		Russ BROWN	Suzuki SV 650 -								26	

FASTEST LAP

141		Bill HARRIS	Suzuki SV 650 - Team Harris Racing	6	2:02.346	87.35 mph	140.59 kph
11	RMT	Alfie GARROD	Suzuki SV 650 - ATP Motorsport	4	2:05.768	84.98 mph	136.76 kph

Class - 92.5% of Race Speed = 80.06 mph
Class RMT - 92.5% of Race Speed = 77.52 mph

Weather / Track : Bright / Dry
These results are provisional until the conclusion of any judicial and technical matters.

Date: 06/09/2026 Start: 12:13 Finish: 12:25
Snetterton 300: 2.9689 miles

Clerk Of Course: Den Grant / Caroline Patterson	Timekeeper: Richard Evans	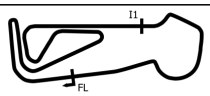

Results can be found at www.tsl-timing.com

Printed - 12:28 Sunday, 06 September 2026

BMCRC - MRO Championships - Rnd 8 @ Snetterton

MRO Minitwins & Rookie Minitwins

RACE 6 - LAP CHART

LAP 1 @ 12:15:36.001

NO	BEHIND	LAP TIME
660		2:07.314
141	0.164	2:07.478
66	1.820	2:09.134
61	1.862	2:09.176
96	2.826	2:10.140
27	3.491	2:10.805
24	5.120	2:12.434
11	5.128	2:12.442
128	5.438	2:12.752
79	5.882	2:13.196
19	6.678	2:13.992
166	8.207	2:15.521
14	10.358	2:17.672
109	11.022	2:18.336
34	12.528	2:19.842
372	13.315	2:20.629
45	13.625	2:20.939
369	14.564	2:21.878
36	16.572	2:23.886
37	20.162	2:27.476
51	20.563	2:27.877
158	20.703	2:28.017
878	27.004	2:34.318

LAP 2 @ 12:17:38.742

NO	BEHIND	LAP TIME
660		2:02.741
141	0.122	2:02.699
61	3.852	2:04.731
66	3.955	2:04.876
96	5.101	2:05.016
27	5.848	2:05.098
24	8.347	2:05.968
11	8.377	2:05.990
79	10.299	2:07.158
128	10.979	2:08.282
19	11.494	2:07.557
14	18.380	2:10.763
109	20.597	2:12.316
34	22.678	2:12.891
372	24.146	2:13.572
45	24.966	2:14.082
369	27.068	2:15.245
36	30.763	2:16.932
37	39.011	2:21.590
158	39.800	2:21.838
51	39.917	2:22.095
878	49.349	2:25.086

LAP 3 @ 12:19:41.349

NO	BEHIND	LAP TIME
141		2:02.485
660	0.117	2:02.724
61	6.295	2:05.050
66	6.493	2:05.145
96	7.411	2:04.917
27	8.227	2:04.986
11	11.609	2:05.839
24	13.915	2:08.175
79	15.852	2:08.160
128	16.208	2:07.836
19	16.827	2:07.940
14	26.842	2:11.069
109	30.706	2:12.716
34	33.735	2:13.664
372	34.649	2:13.110
45	34.946	2:12.587
369	40.332	2:15.871
36	44.242	2:16.086
51	56.053	2:18.743
37	57.548	2:21.144
158	57.988	2:20.795
878	1:12.583	2:25.841

LAP 4 @ 12:21:44.416

NO	BEHIND	LAP TIME
141		2:03.067
660	0.111	2:03.061
66	8.301	2:04.875
61	8.631	2:05.403
96	9.063	2:04.719
27	10.934	2:05.774
11	14.310	2:05.768
24	18.225	2:07.377
79	20.357	2:07.572
128	20.460	2:07.319
19	22.074	2:08.314
14	34.935	2:11.160
109	40.550	2:12.911
34	44.158	2:13.490
45	44.529	2:12.650
372	44.982	2:13.400
369	53.871	2:16.606
36	58.355	2:17.180
51	1:11.687	2:18.701
37	1:13.997	2:19.516
158	1:14.496	2:19.575
878	1:35.139	2:25.623

LAP 5 @ 12:23:46.961

NO	BEHIND	LAP TIME
660		2:02.434
141	0.173	2:02.718
61	11.198	2:05.112
66	11.223	2:05.467
96	11.401	2:04.883
27	14.270	2:05.881
11	19.851	2:08.086
24	22.679	2:06.999
128	25.575	2:07.660
79	26.776	2:08.964
19	27.305	2:07.776
14	43.687	2:11.297
109	50.687	2:12.682
34	54.404	2:12.791
45	54.730	2:12.746
372	56.105	2:13.668
369	1:08.622	2:17.296
36	1:12.322	2:16.512
51	1:27.887	2:18.745
37	1:29.872	2:18.420
158	1:30.295	2:18.344
878	1:55.561	2:22.967

LAP 6 @ 12:25:49.480

NO	BEHIND	LAP TIME
141		2:02.346
660	0.060	2:02.579
61	14.110	2:05.431
96	14.485	2:05.603
66	14.507	2:05.803
27	18.659	2:06.908
11	24.282	2:06.950
24	27.127	2:06.967
128	31.364	2:08.308
79	31.898	2:07.641
19	32.217	2:07.431
14	51.417	2:10.249
109	1:01.027	2:12.859
45	1:05.269	2:13.058
34	1:05.331	2:13.446
372	1:05.814	2:12.228
369	1:22.689	2:16.586
36	1:26.410	2:16.607
51	1:44.069	2:18.701
37	1:45.346	2:17.993
158	1:45.877	2:18.101
878	2:16.343	2:23.301

Weather / Track : Bright / Dry

Snetterton 300: 2.9689 miles
Date: 06/09/2026 Start: 12:13 Finish: 12:25

Results can be found at www.tsl-timing.com

Printed - 12:29 Sunday, 06 September 2026

BMCRC - MRO Championships - Rnd 8 @ Snetterton

MRO Minitwins & Rookie Minitwins

RACE 6 - POSITION CHART

No	Name	Lap Pos	1	2	3	4	5	6
660	HARRIS	1	660	660	141	141	660	141
141	HARRIS	2	141	141	660	660	141	660
96	HOWARTH	3	66	61	61	66	61	61
27	BETTIS	4	61	66	66	61	66	96
61	SHELTON	5	96	96	96	96	96	66
66	DUCRAN	6	27	27	27	27	27	27
79	WOLFF	7	24	24	11	11	11	11
11	GARROD	8	11	11	24	24	24	24
19	LILLEY	9	128	79	79	79	128	128
128	WHIBLEY	10	79	128	128	128	79	79
166	KING	11	19	19	19	19	19	19
14	COWIE	12	166	14	14	14	14	14
45	QUINCE	13	14	109	109	109	109	109
109	PARSONS	14	109	34	34	34	34	45
372	EAGLING	15	34	372	372	45	45	34
36	ELLIOTT	16	372	45	45	372	372	372
34	JOHNSON	17	45	369	369	369	369	369
369	LINDSAY	18	369	36	36	36	36	36
158	BRENNAN	19	36	37	51	51	51	51
51	DURANT	20	37	158	37	37	37	37
37	WILSON	21	51	51	158	158	158	158
878	SEAL	22	158	878	878	878	878	878
33	COSTIN	23	878					
24	NOBLE	24						
679	GOODRUM	25						
46	BROWN	26						

Weather / Track : Bright / Dry

Snetterton 300: 2.9689 miles
Date: 06/09/2026 Start: 12:13 Finish: 12:25

Results can be found at www.tsl-timing.com

Printed - 12:29 Sunday, 06 September 2026

BMCRC - MRO Championships - Rnd 8 @ Snetterton

MRO Minitwins & Rookie Minitwins

RACE 6 - SECTOR ANALYSIS

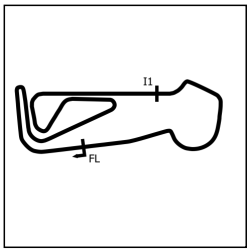

SECTOR 1 = FL to I1, SECTOR 2 = I1 to FL, DIFF = Difference To Personal Best Lap, P = Crossed Finish Line in Pit Lane, D = Time Disallowed

P1 141 Bill HARRIS

Suzuki SV 650 - Team Harris Racing

IDEAL LAP TIME : 2:02.346 BEST LAP TIME : 2:02.346 DIFFERENCE : 0.000

LAP	SECTOR 1	SECTOR 2	LAP TIME		MPH	DIFF	TIME OF DAY
1 -		40.621	2:07.478		83.84	5.132	12:15:36.165
2 -	1:21.989	40.710	2:02.699	(3)	87.10	0.353	12:17:38.864
3 -	1:21.804	40.681	2:02.485	(2)	87.26	0.139	12:19:41.349
4 -	1:22.326	40.741	2:03.067		86.84	0.721	12:21:44.416
5 -	1:22.100	40.618	2:02.718		87.09	0.372	12:23:47.134
6 -	***1:21.801***	***40.545***	***2:02.346***	***(1)***	***87.35***		***12:25:49.480***

P2 660 Ronnie HARRIS

Suzuki SV 650 - Team Harris Racing

IDEAL LAP TIME : 2:02.328 BEST LAP TIME : 2:02.434 DIFFERENCE : 0.106

LAP	SECTOR 1	SECTOR 2	LAP TIME		MPH	DIFF	TIME OF DAY
1 -		***40.484***	2:07.314		83.94	4.880	12:15:36.001
2 -	1:22.098	40.643	2:02.741		87.07	0.307	12:17:38.742
3 -	1:21.954	40.770	2:02.724	(3)	87.09	0.290	12:19:41.466
4 -	1:22.238	40.823	2:03.061		86.85	0.627	12:21:44.527
5 -	***1:21.844***	40.590	***2:02.434***	***(1)***	***87.29***		***12:23:46.961***
6 -	1:21.991	40.588	2:02.579	(2)	87.19	0.145	12:25:49.540

P3 61 Adam SHELTON

Suzuki SV 650 - Squideo

IDEAL LAP TIME : 2:04.697 BEST LAP TIME : 2:04.731 DIFFERENCE : 0.034

LAP	SECTOR 1	SECTOR 2	LAP TIME		MPH	DIFF	TIME OF DAY
1 -		41.503	2:09.176		82.73	4.445	12:15:37.863
2 -	***1:23.396***	41.335	***2:04.731***	***(1)***	***85.68***		***12:17:42.594***
3 -	1:23.749	***41.301***	2:05.050	(2)	85.47	0.319	12:19:47.644
4 -	1:23.787	41.616	2:05.403		85.22	0.672	12:21:53.047
5 -	1:23.402	41.710	2:05.112	(3)	85.42	0.381	12:23:58.159
6 -	1:23.747	41.684	2:05.431		85.21	0.700	12:26:03.590

P4 96 William HOWARTH

Suzuki SV 650 -

IDEAL LAP TIME : 2:04.347 BEST LAP TIME : 2:04.719 DIFFERENCE : 0.372

LAP	SECTOR 1	SECTOR 2	LAP TIME		MPH	DIFF	TIME OF DAY
1 -		41.644	2:10.140		82.12	5.421	12:15:38.827
2 -	1:23.535	41.481	2:05.016		85.49	0.297	12:17:43.843
3 -	1:23.390	41.527	2:04.917	(3)	85.56	0.198	12:19:48.760
4 -	1:23.392	***41.327***	***2:04.719***	***(1)***	***85.69***		***12:21:53.479***
5 -	***1:23.020***	41.863	2:04.883	(2)	85.58	0.164	12:23:58.362
6 -	1:23.791	41.812	2:05.603		85.09	0.884	12:26:03.965

P5 66 Mitch DUCRAN

Suzuki SV 650 - JP Haulage / Black Widow Exhausts

IDEAL LAP TIME : 2:04.567 BEST LAP TIME : 2:04.875 DIFFERENCE : 0.308

LAP	SECTOR 1	SECTOR 2	LAP TIME		MPH	DIFF	TIME OF DAY
1 -		41.509	2:09.134		82.76	4.259	12:15:37.821
2 -	1:23.760	***41.116***	2:04.876	(2)	85.58	0.001	12:17:42.697
3 -	1:23.760	41.385	2:05.145	(3)	85.40	0.270	12:19:47.842
4 -	***1:23.451***	41.424	***2:04.875***	***(1)***	***85.59***		***12:21:52.717***
5 -	1:23.665	41.802	2:05.467		85.18	0.592	12:23:58.184
6 -	1:23.658	42.145	2:05.803		84.95	0.928	12:26:03.987

P6 27 Jack BETTIS

Suzuki SV 650 - NB Toolmaking, Upfront Property Services

IDEAL LAP TIME : 2:04.983 BEST LAP TIME : 2:04.986 DIFFERENCE : 0.003

LAP	SECTOR 1	SECTOR 2	LAP TIME		MPH	DIFF	TIME OF DAY
1 -		41.786	2:10.805		81.70	5.819	12:15:39.492
2 -	***1:23.378***	41.720	2:05.098	(2)	85.43	0.112	12:17:44.590
3 -	1:23.381	***41.605***	***2:04.986***	***(1)***	***85.51***		***12:19:49.576***
4 -	1:23.945	41.829	2:05.774	(3)	84.97	0.788	12:21:55.350
5 -	1:23.891	41.990	2:05.881		84.90	0.895	12:24:01.231
6 -	1:24.515	42.393	2:06.908		84.21	1.922	12:26:08.139

Weather / Track : Bright / Dry

Snetterton 300: 2.9689 miles
Date: 06/09/2026 Start: 12:13 Finish: 12:25

BMCRC - MRO Championships - Rnd 8 @ Snetterton

MRO Minitwins & Rookie Minitwins

RACE 6 - SECTOR ANALYSIS

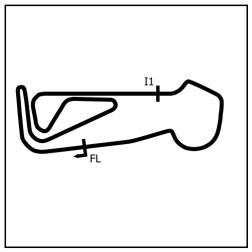

SECTOR 1 = FL to I1, SECTOR 2 = I1 to FL, DIFF = Difference To Personal Best Lap, P = Crossed Finish Line in Pit Lane, D = Time Disallowed

P7 11 RMT Alfie GARROD — Suzuki SV 650 - ATP Motorsport

IDEAL LAP TIME : 2:05.324 BEST LAP TIME : 2:05.768 DIFFERENCE : 0.444

LAP	SECTOR 1	SECTOR 2	LAP TIME		MPH	DIFF	TIME OF DAY
1 -		42.194	2:12.442		80.69	6.674	12:15:41.129
2 -	1:24.464	***41.526***	2:05.990	**(3)**	84.83	0.222	12:17:47.119
3 -	1:23.899	41.940	2:05.839	**(2)**	84.93	0.071	12:19:52.958
4 -	***1:23.798***	41.970	***2:05.768***	**(1)**	***84.98***		***12:21:58.726***
5 -	1:25.276	42.810	2:08.086		83.44	2.318	12:24:06.812
6 -	1:24.507	42.443	2:06.950		84.19	1.182	12:26:13.762

P8 24 RMT Jack NOBLE — Suzuki SV 650 - Delta T racing / NP Racing

IDEAL LAP TIME : 2:05.968 BEST LAP TIME : 2:05.968 DIFFERENCE : 0.000

LAP	SECTOR 1	SECTOR 2	LAP TIME		MPH	DIFF	TIME OF DAY
1 -		42.058	2:12.434		80.70	6.466	12:15:41.121
2 -	***1:24.048***	***41.920***	***2:05.968***	**(1)**	***84.84***		***12:17:47.089***
3 -	1:26.228	41.947	2:08.175		83.38	2.207	12:19:55.264
4 -	1:24.887	42.490	2:07.377		83.90	1.409	12:22:02.641
5 -	1:24.876	42.123	2:06.999	**(3)**	84.15	1.031	12:24:09.640
6 -	1:24.592	42.375	2:06.967	**(2)**	84.17	0.999	12:26:16.607

P9 128 RMT Brannon WHIBLEY — Suzuki SV 650 SK1 - D&S pumps. Electrotec

IDEAL LAP TIME : 2:07.319 BEST LAP TIME : 2:07.319 DIFFERENCE : 0.000

LAP	SECTOR 1	SECTOR 2	LAP TIME		MPH	DIFF	TIME OF DAY
1 -		42.551	2:12.752		80.51	5.433	12:15:41.439
2 -	1:25.784	42.498	2:08.282		83.31	0.963	12:17:49.721
3 -	1:25.142	42.694	2:07.836	**(3)**	83.60	0.517	12:19:57.557
4 -	***1:25.063***	***42.256***	***2:07.319***	**(1)**	***83.94***		***12:22:04.876***
5 -	1:25.102	42.558	2:07.660	**(2)**	83.72	0.341	12:24:12.536
6 -	1:25.614	42.694	2:08.308		83.30	0.989	12:26:20.844

P10 79 RMT Conor WOLFF — Suzuki SV 650 -

IDEAL LAP TIME : 2:06.921 BEST LAP TIME : 2:07.158 DIFFERENCE : 0.237

LAP	SECTOR 1	SECTOR 2	LAP TIME		MPH	DIFF	TIME OF DAY
1 -		42.480	2:13.196		80.24	6.038	12:15:41.883
2 -	1:24.929	***42.229***	***2:07.158***	**(1)**	***84.05***		***12:17:49.041***
3 -	1:25.739	42.421	2:08.160		83.39	1.002	12:19:57.201
4 -	1:25.113	42.459	2:07.572	**(2)**	83.78	0.414	12:22:04.773
5 -	1:26.671	42.293	2:08.964		82.87	1.806	12:24:13.737
6 -	***1:24.692***	42.949	2:07.641	**(3)**	83.73	0.483	12:26:21.378

P11 19 Kevin LILLEY — Suzuki SV 650 - Trafalgar Cleaning Eqpt. / Steve Jordan Motorc

IDEAL LAP TIME : 2:07.328 BEST LAP TIME : 2:07.431 DIFFERENCE : 0.103

LAP	SECTOR 1	SECTOR 2	LAP TIME		MPH	DIFF	TIME OF DAY
1 -		42.837	2:13.992		79.76	6.561	12:15:42.679
2 -	1:24.970	42.587	2:07.557	**(2)**	83.79	0.126	12:17:50.236
3 -	1:25.148	42.792	2:07.940		83.53	0.509	12:19:58.176
4 -	1:25.256	43.058	2:08.314		83.29	0.883	12:22:06.490
5 -	1:25.381	***42.395***	2:07.776	**(3)**	83.64	0.345	12:24:14.266
6 -	***1:24.933***	42.498	***2:07.431***	**(1)**	***83.87***		***12:26:21.697***

P12 14 George COWIE — Suzuki SV 650 - Dad

IDEAL LAP TIME : 2:10.249 BEST LAP TIME : 2:10.249 DIFFERENCE : 0.000

LAP	SECTOR 1	SECTOR 2	LAP TIME		MPH	DIFF	TIME OF DAY
1 -		43.915	2:17.672		77.63	7.423	12:15:46.359
2 -	1:26.911	43.852	2:10.763	**(2)**	81.73	0.514	12:17:57.122
3 -	1:27.026	44.043	2:11.069	**(3)**	81.54	0.820	12:20:08.191
4 -	1:27.339	43.821	2:11.160		81.48	0.911	12:22:19.351
5 -	1:27.464	43.833	2:11.297		81.40	1.048	12:24:30.648
6 -	***1:26.557***	***43.692***	***2:10.249***	**(1)**	***82.05***		***12:26:40.897***

Weather / Track : Bright / Dry

Snetterton 300: 2.9689 miles
Date: 06/09/2026 Start: 12:13 Finish: 12:25

BMCRC - MRO Championships - Rnd 8 @ Snetterton

MRO Minitwins & Rookie Minitwins

RACE 6 - SECTOR ANALYSIS

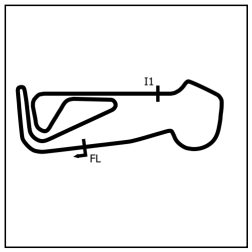

SECTOR 1 = FL to I1, SECTOR 2 = I1 to FL, DIFF = Difference To Personal Best Lap, P = Crossed Finish Line in Pit Lane, D = Time Disallowed

P13 109 Logan PARSONS

Suzuki SV 650 - IMP Racing & Log Racing

IDEAL LAP TIME : 2:12.120 BEST LAP TIME : 2:12.316 DIFFERENCE : 0.196

LAP	SECTOR 1	SECTOR 2	LAP TIME	MPH	DIFF	TIME OF DAY
1 -		44.568	2:18.336	77.26	6.020	12:15:47.023
2 -	***1:27.789***	44.527	***2:12.316*** **(1)**	***80.77***		***12:17:59.339***
3 -	1:28.385	***44.331***	2:12.716 **(3)**	80.53	0.400	12:20:12.055
4 -	1:28.431	44.480	2:12.911	80.41	0.595	12:22:24.966
5 -	1:28.150	44.532	2:12.682 **(2)**	80.55	0.366	12:24:37.648
6 -	1:28.280	44.579	2:12.859	80.44	0.543	12:26:50.507

P14 45 Terence QUINCE

Suzuki SV 650 - K&Q, HM Racing, Titan-x, VAL

IDEAL LAP TIME : 2:12.231 BEST LAP TIME : 2:12.587 DIFFERENCE : 0.356

LAP	SECTOR 1	SECTOR 2	LAP TIME	MPH	DIFF	TIME OF DAY
1 -		44.305	2:20.939	75.83	8.352	12:15:49.626
2 -	1:28.535	45.547	2:14.082	79.71	1.495	12:18:03.708
3 -	***1:28.125***	44.462	***2:12.587*** **(1)**	***80.61***		***12:20:16.295***
4 -	1:28.269	44.381	2:12.650 **(2)**	80.57	0.063	12:22:28.945
5 -	1:28.640	***44.106***	2:12.746 **(3)**	80.51	0.159	12:24:41.691
6 -	1:28.264	44.794	2:13.058	80.32	0.471	12:26:54.749

P15 34 Andrew JOHNSON

Suzuki SV 650 - Rose & Charlie Racing

IDEAL LAP TIME : 2:12.628 BEST LAP TIME : 2:12.791 DIFFERENCE : 0.163

LAP	SECTOR 1	SECTOR 2	LAP TIME	MPH	DIFF	TIME OF DAY
1 -		***44.129***	2:19.842	76.42	7.051	12:15:48.529
2 -	***1:28.499***	44.392	2:12.891 **(2)**	80.42	0.100	12:18:01.420
3 -	1:28.887	44.777	2:13.664	79.96	0.873	12:20:15.084
4 -	1:28.915	44.575	2:13.490	80.06	0.699	12:22:28.574
5 -	1:28.554	44.237	***2:12.791*** **(1)**	***80.48***		***12:24:41.365***
6 -	1:28.503	44.943	2:13.446 **(3)**	80.09	0.655	12:26:54.811

P16 372 Charlie EAGLING

Suzuki SV 650 - java bean coffee company

IDEAL LAP TIME : 2:12.228 BEST LAP TIME : 2:12.228 DIFFERENCE : 0.000

LAP	SECTOR 1	SECTOR 2	LAP TIME	MPH	DIFF	TIME OF DAY
1 -		44.818	2:20.629	76.00	8.401	12:15:49.316
2 -	1:28.722	44.850	2:13.572	80.01	1.344	12:18:02.888
3 -	1:28.594	44.516	2:13.110 **(2)**	80.29	0.882	12:20:15.998
4 -	1:28.652	44.748	2:13.400 **(3)**	80.12	1.172	12:22:29.398
5 -	1:29.196	44.472	2:13.668	79.95	1.440	12:24:43.066
6 -	***1:28.015***	***44.213***	***2:12.228*** **(1)**	***80.83***		***12:26:55.294***

P17 369 Merlin LINDSAY

Suzuki SV 650 S -

IDEAL LAP TIME : 2:14.188 BEST LAP TIME : 2:15.245 DIFFERENCE : 1.057

LAP	SECTOR 1	SECTOR 2	LAP TIME	MPH	DIFF	TIME OF DAY
1 -		***44.611***	2:21.878	75.33	6.633	12:15:50.565
2 -	***1:29.577***	45.668	***2:15.245*** **(1)**	***79.02***		***12:18:05.810***
3 -	1:30.384	45.487	2:15.871 **(2)**	78.66	0.626	12:20:21.681
4 -	1:31.096	45.510	2:16.606	78.24	1.361	12:22:38.287
5 -	1:31.798	45.498	2:17.296	77.84	2.051	12:24:55.583
6 -	1:31.170	45.416	2:16.586 **(3)**	78.25	1.341	12:27:12.169

P18 36 RMT Scott ELLIOTT

Suzuki SV 650 - Cine fire tech / sprockets racing

IDEAL LAP TIME : 2:16.083 BEST LAP TIME : 2:16.086 DIFFERENCE : 0.003

LAP	SECTOR 1	SECTOR 2	LAP TIME	MPH	DIFF	TIME OF DAY
1 -		45.911	2:23.886	74.28	7.800	12:15:52.573
2 -	1:31.060	45.872	2:16.932	78.05	0.846	12:18:09.505
3 -	***1:30.786***	45.300	***2:16.086*** **(1)**	***78.53***		***12:20:25.591***
4 -	1:31.176	46.004	2:17.180	77.91	1.094	12:22:42.771
5 -	1:31.215	***45.297***	2:16.512 **(2)**	78.29	0.426	12:24:59.283
6 -	1:30.979	45.628	2:16.607 **(3)**	78.23	0.521	12:27:15.890

Weather / Track : Bright / Dry

Snetterton 300: 2.9689 miles
Date: 06/09/2026 Start: 12:13 Finish: 12:25

BMCRC - MRO Championships - Rnd 8 @ Snetterton

MRO Minitwins & Rookie Minitwins

RACE 6 - SECTOR ANALYSIS

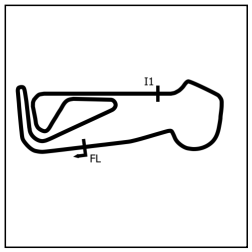

SECTOR 1 = FL to I1, SECTOR 2 = I1 to FL, DIFF = Difference To Personal Best Lap, P = Crossed Finish Line in Pit Lane, D = Time Disallowed

P19 51 Andrew DURANT Suzuki SV 650 -

IDEAL LAP TIME : 2:18.158 BEST LAP TIME : 2:18.701 DIFFERENCE : 0.543

LAP	SECTOR 1	SECTOR 2	LAP TIME	MPH	DIFF	TIME OF DAY
1 -		47.224	2:27.877	72.27	9.176	12:15:56.564
2 -	1:34.211	47.884	2:22.095	75.21	3.394	12:18:18.659
3 -	1:32.762	***45.981***	2:18.743 **(3)**	77.03	0.042	12:20:37.402
4 -	1:32.363	46.338	***2:18.701*** **(1)**	***77.05***		***12:22:56.103***
5 -	1:32.655	46.090	2:18.745	77.03	0.044	12:25:14.848
6 -	***1:32.177***	46.524	***2:18.701*** **(1)**	***77.05***		***12:27:33.549***

P20 37 Stephen WILSON Suzuki SV 650 -

IDEAL LAP TIME : 2:17.993 BEST LAP TIME : 2:17.993 DIFFERENCE : 0.000

LAP	SECTOR 1	SECTOR 2	LAP TIME	MPH	DIFF	TIME OF DAY
1 -		47.312	2:27.476	72.47	9.483	12:15:56.163
2 -	1:34.229	47.361	2:21.590	75.48	3.597	12:18:17.753
3 -	1:33.984	47.160	2:21.144	75.72	3.151	12:20:38.897
4 -	1:32.790	46.726	2:19.516 **(3)**	76.60	1.523	12:22:58.413
5 -	1:31.968	46.452	2:18.420 **(2)**	77.21	0.427	12:25:16.833
6 -	***1:31.801***	***46.192***	***2:17.993*** **(1)**	***77.45***		***12:27:34.826***

P21 158 Danny BRENNAN Suzuki SV 650 - Greenplant uk

IDEAL LAP TIME : 2:17.933 BEST LAP TIME : 2:18.101 DIFFERENCE : 0.168

LAP	SECTOR 1	SECTOR 2	LAP TIME	MPH	DIFF	TIME OF DAY
1 -		47.079	2:28.017	72.20	9.916	12:15:56.704
2 -	1:33.949	47.889	2:21.838	75.35	3.737	12:18:18.542
3 -	1:34.116	46.679	2:20.795	75.91	2.694	12:20:39.337
4 -	1:32.660	46.915	2:19.575 **(3)**	76.57	1.474	12:22:58.912
5 -	***1:31.830***	46.514	2:18.344 **(2)**	77.25	0.243	12:25:17.256
6 -	1:31.998	***46.103***	***2:18.101*** **(1)**	***77.39***		***12:27:35.357***

P22 878 RMT Peter SEAL Suzuki SV 650 -

IDEAL LAP TIME : 2:22.967 BEST LAP TIME : 2:22.967 DIFFERENCE : 0.000

LAP	SECTOR 1	SECTOR 2	LAP TIME	MPH	DIFF	TIME OF DAY
1 -		48.884	2:34.318	69.25	11.351	12:16:03.005
2 -	1:36.275	48.811	2:25.086 **(3)**	73.66	2.119	12:18:28.091
3 -	1:37.424	48.417	2:25.841	73.28	2.874	12:20:53.932
4 -	1:36.658	48.965	2:25.623	73.39	2.656	12:23:19.555
5 -	***1:34.903***	***48.064***	***2:22.967*** **(1)**	***74.75***		***12:25:42.522***
6 -	1:34.927	48.374	2:23.301 **(2)**	74.58	0.334	12:28:05.823

P23 166 Ben KING Suzuki SV 650 - Stour valley game

IDEAL LAP TIME : BEST LAP TIME : DIFFERENCE :

LAP	SECTOR 1	SECTOR 2	LAP TIME	MPH	DIFF	TIME OF DAY
1 -		***43.497***	2:15.521	78.86		12:15:44.208

BMCRC - MRO Championships - Rnd 8 @ Snetterton

MRO Minitwins & Rookie Minitwins

RACE 6 - BEST SECTORS

	SECTOR 1		SECTOR 2	
POS	NO	TIME	NO	TIME
1	**141**	**1:21.801**	**660**	**40.484**
2	**660**	**1:21.844**	**141**	**40.545**
3	**96**	**1:23.020**	**66**	**41.116**
4	**27**	**1:23.378**	**61**	**41.301**
5	**61**	**1:23.396**	**96**	**41.327**
6	**66**	**1:23.451**	**11**	**41.526**
7	**11**	**1:23.798**	**27**	**41.605**
8	**24**	**1:24.048**	**24**	**41.920**
9	**79**	**1:24.692**	**79**	**42.229**
10	**19**	**1:24.933**	**128**	**42.256**
11	**128**	**1:25.063**	**19**	**42.395**
12	**14**	**1:26.557**	**166**	**43.497**
13	**109**	**1:27.789**	**14**	**43.692**
14	**372**	**1:28.015**	**45**	**44.106**
15	**45**	**1:28.125**	**34**	**44.129**
16	**34**	**1:28.499**	**372**	**44.213**
17	**369**	**1:29.577**	**109**	**44.331**
18	**36**	**1:30.786**	**369**	**44.611**
19	**37**	**1:31.801**	**36**	**45.297**
20	**158**	**1:31.830**	**51**	**45.981**
21	**51**	**1:32.177**	**158**	**46.103**
22	**878**	**1:34.903**	**37**	**46.192**
23			**878**	**48.064**

IDEAL / BEST COMPARISON

POS	NO	NAME	IDEAL	BEST	DIFF
		PERFECT LAP	**2:02.285**		
1	**660**	HARRIS	2:02.328	2:02.434	**0.106**
2	**141**	HARRIS	2:02.346	2:02.346	**0.000**
3	**96**	HOWARTH	2:04.347	2:04.719	**0.372**
4	**66**	DUCRAN	2:04.567	2:04.875	**0.308**
5	**61**	SHELTON	2:04.697	2:04.731	**0.034**
6	**27**	BETTIS	2:04.983	2:04.986	**0.003**
7	**11**	GARROD	2:05.324	2:05.768	**0.444**
8	**24**	NOBLE	2:05.968	2:05.968	**0.000**
9	**79**	WOLFF	2:06.921	2:07.158	**0.237**
10	**128**	WHIBLEY	2:07.319	2:07.319	**0.000**
11	**19**	LILLEY	2:07.328	2:07.431	**0.103**
12	**14**	COWIE	2:10.249	2:10.249	**0.000**
13	**109**	PARSONS	2:12.120	2:12.316	**0.196**
14	**372**	EAGLING	2:12.228	2:12.228	**0.000**
15	**45**	QUINCE	2:12.231	2:12.587	**0.356**
16	**34**	JOHNSON	2:12.628	2:12.791	**0.163**
17	**369**	LINDSAY	2:14.188	2:15.245	**1.057**
18	**36**	ELLIOTT	2:16.083	2:16.086	**0.003**
19	**158**	BRENNAN	2:17.933	2:18.101	**0.168**
20	**37**	WILSON	2:17.993	2:17.993	**0.000**
21	**51**	DURANT	2:18.158	2:18.701	**0.543**
22	**878**	SEAL	2:22.967	2:22.967	**0.000**
23	**166**	KING			

Weather / Track : Bright / Dry

Snetterton 300: 2.9689 miles
Date: 06/09/2026 Start: 12:13 Finish: 12:25

Results can be found at www.tsl-timing.com

Printed - 12:28 Sunday, 06 September 2026

BMCRC - MRO Championships - Rnd 8 @ Snetterton

MRO Minitwins & Rookie Minitwins

RACE 6 - STATISTICS

Competitors Started	23
Planned Start	2026-09-06 @ 11:20:00.000
Actual Start	2026-09-06 @ 12:13:28.686
Finish Time	2026-09-06 @ 12:25:49.479
Track Length	2.9689mi.
Total Laps	133
Total Distance Covered	394.8652mi.

Session Fastest Lap History

NO	CL	NAME	LAP TIME	TIME OF DAY	LAP	VEHICLE
660		**Ronnie HARRIS**	**2:02.741**	12:17:38.742	2	Suzuki SV 650
141		**Bill HARRIS**	**2:02.699**	12:17:38.864	2	Suzuki SV 650
141		**Bill HARRIS**	**2:02.485**	12:19:41.349	3	Suzuki SV 650
660		**Ronnie HARRIS**	**2:02.434**	12:23:46.961	5	Suzuki SV 650
141		**Bill HARRIS**	**2:02.346**	12:25:49.480	6	Suzuki SV 650

Session Leader History

NO	CL	NAME	FROM LAP	LAPS LED	DISTANCE	VEHICLE
660		**Ronnie HARRIS**	1	2	5.93 miles	Suzuki SV 650
141		**Bill HARRIS**	3	2	5.93 miles	Suzuki SV 650
660		**Ronnie HARRIS**	5	1	2.96 miles	Suzuki SV 650
141		**Bill HARRIS**	6	1	2.96 miles	Suzuki SV 650

Flag History

TYPE	TIME OF DAY
GREEN	12:13:28.686
FINISH	12:25:49.479

Flag Statistics

TYPE	COUNT	TOTAL LAPS	TOTAL TIME
Green	1	6	14:43.578
Red	0	0	0.000
Safety Car	0	0	0.000
FCY	0	0	0.000

Weather / Track : Bright / Dry

Snetterton 300: 2.9689 miles
Date: 06/09/2026 Start: 12:13 Finish: 12:25

BMCRC - MRO Championships - Rnd 8 @ Snetterton

MRO Minitwins & Rookie Minitwins

RACE 6 - STATISTICS

CLASS : 17 Starters

Fastest Lap History

NO	NAME	LAP TIME	TIME OF DAY	LAP	VEHICLE
660	**Ronnie HARRIS**	**2:02.741**	12:17:38.742	2	Suzuki SV 650
141	**Bill HARRIS**	**2:02.699**	12:17:38.864	2	Suzuki SV 650
141	**Bill HARRIS**	**2:02.485**	12:19:41.349	3	Suzuki SV 650
660	**Ronnie HARRIS**	**2:02.434**	12:23:46.961	5	Suzuki SV 650
141	**Bill HARRIS**	**2:02.346**	12:25:49.480	6	Suzuki SV 650

Leader History

NO	NAME	FROM LAP	LAPS LED	DISTANCE	VEHICLE
660	**Ronnie HARRIS**	1	2	5.93 miles	Suzuki SV 650
141	**Bill HARRIS**	3	2	5.93 miles	Suzuki SV 650
660	**Ronnie HARRIS**	5	1	2.96 miles	Suzuki SV 650
141	**Bill HARRIS**	6	1	2.96 miles	Suzuki SV 650

BMCRC - MRO Championships - Rnd 8 @ Snetterton

MRO Minitwins & Rookie Minitwins

RACE 6 - STATISTICS

CLASS : RMT

6 Starters

Fastest Lap History

NO	NAME	LAP TIME	TIME OF DAY	LAP	VEHICLE
24	**Jack NOBLE**	**2:05.968**	12:17:47.089	2	Suzuki SV 650
11	**Alfie GARROD**	**2:05.839**	12:19:52.958	3	Suzuki SV 650
11	**Alfie GARROD**	**2:05.768**	12:21:58.726	4	Suzuki SV 650

Leader History

NO	NAME	FROM LAP	LAPS LED	DISTANCE	VEHICLE
24	**Jack NOBLE**	1	2	5.93 miles	Suzuki SV 650
11	**Alfie GARROD**	3	4	11.87 miles	Suzuki SV 650

BMCRC - MRO Championships - Rnd 8 @ Snetterton

MRO Minitwins & Rookie Minitwins

RACE 15 - GRID (6 Laps)



These results are provisional until the conclusion of any judicial and technical matters.

Snetterton 300: 2.9689 miles

Clerk Of Course: Den Grant / Caroline Patterson	Timekeeper: Richard Evans	

Results can be found at www.tsl-timing.com

Printed - 12:30 Sunday, 06 September 2026

BMCRC - MRO Championships - Rnd 8 @ Snetterton

MRO Minitwins & Rookie Minitwins

RACE 15 - CLASSIFICATION

Race Distance: 6 Laps / 17.81 miles

POS	NO	CL	PIC	NAME	ENTRY	LAPS	TIME	GAP	DIFF	MPH	BEST	ON	GRD	↑↓
1	**660**		1	**Ronnie HARRIS**	Suzuki SV 650 - Team Harris Racing	**6**	12:20.141			86.64	**2:02.303**	4	2	1
2	**141**		2	**Bill HARRIS**	Suzuki SV 650 - Team Harris Racing	**6**	12:25.634	**5.493**	5.493	86.00	**2:02.347**	4	1	-1
3	**61**		3	**Adam SHELTON**	Suzuki SV 650 - Squideo	**6**	12:37.908	**17.767**	12.274	84.61	**2:04.058**	2	4	1
4	**24**	RMT	1	**Jack NOBLE**	Suzuki SV 650 - Delta T racing / NP Racing	**6**	12:41.716	**21.575**	3.808	84.18	**2:05.511**	3	8	4
5	**27**		4	**Jack BETTIS**	Suzuki SV 650 - NB Toolmaking, Upfront Property Services	**6**	12:45.483	**25.342**	3.767	83.77	**2:06.556**	2	6	1
6	**11**	RMT	2	**Alfie GARROD**	Suzuki SV 650 - ATP Motorsport	**6**	12:45.549	**25.408**	0.066	83.76	**2:05.270**	4	7	1
7	**66**		5	**Mitch DUCRAN**	Suzuki SV 650 - JP Haulage / Black Widow Exhausts	**6**	12:45.599	**25.458**	0.050	83.76	**2:06.468**	2	5	-2
8	**79**	RMT	3	**Conor WOLFF**	Suzuki SV 650 -	**6**	12:49.083	**28.942**	3.484	83.38	**2:06.869**	6	9	1
9	**19**		6	**Kevin LILLEY**	Suzuki SV 650 - Trafalgar Cleaning Eqpt. / Steve Jordan Mot	**6**	13:04.990	**44.849**	15.907	81.69	**2:09.542**	2	11	2
10	**128**	RMT	4	**Brannon WHIBLEY**	Suzuki SV 650 SK1 - D&S pumps. Electrotec	**6**	13:05.964	**45.823**	0.974	81.59	**2:09.669**	6	10	0
11	**166**		7	**Ben KING**	Suzuki SV 650 - Stour valley game	**6**	13:06.850	**46.709**	0.886	81.50	**2:09.500**	3	17	6
12	**14**		8	**George COWIE**	Suzuki SV 650 - Dad	**6**	13:07.277	**47.136**	0.427	81.45	**2:10.017**	5	12	0
13	**109**		9	**Logan PARSONS**	Suzuki SV 650 - IMP Racing & Log Racing	**6**	13:18.323	**58.182**	11.046	80.32	**2:09.948**	2	14	1
14	**369**		10	**Merlin LINDSAY**	Suzuki SV 650 S -	**6**	13:26.720	**1:06.579**	8.397	79.49	**2:12.607**	6	18	4
15	**34**		11	**Andrew JOHNSON**	Suzuki SV 650 - Rose & Charlie Racing	**6**	13:26.771	**1:06.630**	0.051	79.48	**2:12.657**	6	16	1
16	**45**		12	**Terence QUINCE**	Suzuki SV 650 - K&Q, HM Racing, Titan-x, VAL	**6**	13:27.227	**1:07.086**	0.456	79.44	**2:12.085**	6	15	-1
17	**372**		13	**Charlie EAGLING**	Suzuki SV 650 - java bean coffee company	**6**	13:29.675	**1:09.534**	2.448	79.20	**2:13.144**	5	13	-4
18	**36**	RMT	5	**Scott ELLIOTT**	Suzuki SV 650 - Cine fire tech / sprockets racing	**6**	13:40.095	**1:19.954**	10.420	78.19	**2:15.003**	5	19	1
19	**51**		14	**Andrew DURANT**	Suzuki SV 650 -	**6**	13:49.232	**1:29.091**	9.137	77.33	**2:16.426**	2	22	3
20	**37**		15	**Stephen WILSON**	Suzuki SV 650 -	**6**	14:02.317	**1:42.176**	13.085	76.13	**2:18.203**	6	20	0
21	**878**	RMT	6	**Peter SEAL**	Suzuki SV 650 -	**6**	14:33.407	**2:13.266**	31.090	73.42	**2:23.354**	5	23	2
					NOT CLASSIFIED									
DNF	**96**			**William HOWARTH**	Suzuki SV 650 -	**1**	2:09.762	**5 Laps**	5 Laps	82.36			3	

FASTEST LAP

660		**Ronnie HARRIS**	Suzuki SV 650 - Team Harris Racing	**4**	2:02.303	87.39 mph	140.64 kph
11	RMT	**Alfie GARROD**	Suzuki SV 650 - ATP Motorsport	**4**	2:05.270	85.32 mph	137.30 kph

Class - 92.5% of Race Speed = 80.14 mph
Class RMT - 92.5% of Race Speed = 77.86 mph

Weather / Track : Bright / Dry
These results are provisional until the conclusion of any judicial and technical matters.

Date: 06/09/2026 Start: 16:02 Finish: 16:14
Snetterton 300: 2.9689 miles

Clerk Of Course: Den Grant / Caroline Patterson	Timekeeper: Richard Evans	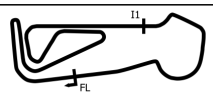

Results can be found at www.tsl-timing.com

Printed - 16:17 Sunday, 06 September 2026

BMCRC - MRO Championships - Rnd 8 @ Snetterton

MRO Minitwins & Rookie Minitwins

RACE 15 - LAP CHART

LAP 1 @ 16:04:47.002

NO	BEHIND	LAP TIME
660		2:07.604
141	1.456	2:09.060
61	1.950	2:09.554
96	2.158	2:09.762
24	2.962	2:10.566
27	3.183	2:10.787
66	3.555	2:11.159
79	5.077	2:12.681
11	5.099	2:12.703
128	6.596	2:14.200
19	7.090	2:14.694
14	8.269	2:15.873
166	9.438	2:17.042
109	9.948	2:17.552
45	10.923	2:18.527
372	12.029	2:19.633
369	12.760	2:20.364
34	13.043	2:20.647
36	14.433	2:22.037
51	15.271	2:22.875
37	19.763	2:27.367
878	24.155	2:31.759

LAP 2 @ 16:06:49.851

NO	BEHIND	LAP TIME
660		2:02.849
141	0.992	2:02.385
61	3.159	2:04.058
24	6.686	2:06.573
27	6.890	2:06.556
66	7.174	2:06.468
79	9.908	2:07.680
11	9.935	2:07.685
19	13.783	2:09.542
128	14.000	2:10.253
14	15.995	2:10.575
166	16.457	2:09.868
109	17.047	2:09.948
372	22.476	2:13.296
45	22.493	2:14.419
369	23.966	2:14.055
34	23.987	2:13.793
36	26.849	2:15.265
51	28.848	2:16.426
37	36.360	2:19.446
878	46.021	2:24.715

LAP 3 @ 16:08:52.421

NO	BEHIND	LAP TIME
660		2:02.570
141	0.988	2:02.566
61	5.546	2:04.957
24	9.627	2:05.511
66	11.256	2:06.652
27	11.286	2:06.966
11	14.403	2:07.038
79	14.767	2:07.429
19	21.468	2:10.255
128	22.301	2:10.871
166	23.387	2:09.500
14	23.571	2:10.146
109	25.905	2:11.428
372	33.829	2:13.923
45	34.400	2:14.477
369	34.605	2:13.209
34	34.828	2:13.411
36	40.413	2:16.134
51	43.454	2:17.176
37	53.893	2:20.103
878	1:07.928	2:24.477

LAP 4 @ 16:10:54.724

NO	BEHIND	LAP TIME
660		2:02.303
141	1.032	2:02.347
61	8.662	2:05.419
24	13.618	2:06.294
27	16.481	2:07.498
66	16.669	2:07.716
11	17.370	2:05.270
79	19.415	2:06.951
19	28.972	2:09.807
128	30.597	2:10.599
166	31.302	2:10.218
14	31.609	2:10.341
109	36.614	2:13.012
369	45.683	2:13.381
34	46.032	2:13.507
45	46.477	2:14.380
372	47.332	2:15.806
36	53.930	2:15.820
51	58.198	2:17.047
37	1:10.484	2:18.894
878	1:30.172	2:24.547

LAP 5 @ 16:12:57.063

NO	BEHIND	LAP TIME
660		2:02.339
141	1.783	2:03.090
61	13.513	2:07.190
24	17.616	2:06.337
27	21.045	2:06.903
66	21.066	2:06.736
11	21.302	2:06.271
79	24.549	2:07.473
19	36.791	2:10.158
128	38.630	2:10.372
166	39.107	2:10.144
14	39.287	2:10.017
109	46.655	2:12.380
369	56.448	2:13.104
34	56.449	2:12.756
45	57.477	2:13.339
372	58.137	2:13.144
36	1:06.594	2:15.003
51	1:13.446	2:17.587
37	1:26.449	2:18.304
878	1:51.187	2:23.354

LAP 6 @ 16:14:59.539

NO	BEHIND	LAP TIME
660		2:02.476
141	5.493	2:06.186
61	17.767	2:06.730
24	21.575	2:06.435
27	25.342	2:06.773
11	25.408	2:06.582
66	25.458	2:06.868
79	28.942	2:06.869
19	44.849	2:10.534
128	45.823	2:09.669
166	46.709	2:10.078
14	47.136	2:10.325
109	58.182	2:14.003
369	1:06.579	2:12.607
34	1:06.630	2:12.657
45	1:07.086	2:12.085
372	1:09.534	2:13.873
36	1:19.954	2:15.836
51	1:29.091	2:18.121
37	1:42.176	2:18.203
878	2:13.266	2:24.555

Weather / Track : Bright / Dry

Snetterton 300: 2.9689 miles
Date: 06/09/2026 Start: 16:02 Finish: 16:14

Results can be found at www.tsl-timing.com

Printed - 16:18 Sunday, 06 September 2026

BMCRC - MRO Championships - Rnd 8 @ Snetterton

MRO Minitwins & Rookie Minitwins

RACE 15 - POSITION CHART

No	Name	Lap Pos	1	2	3	4	5	6
141	HARRIS	1	660	660	660	660	660	660
660	HARRIS	2	141	141	141	141	141	141
96	HOWARTH	3	61	61	61	61	61	61
61	SHELTON	4	96	24	24	24	24	24
66	DUCRAN	5	24	27	66	27	27	27
27	BETTIS	6	27	66	27	66	66	11
11	GARROD	7	66	79	11	11	11	66
24	NOBLE	8	79	11	79	79	79	79
79	WOLFF	9	11	19	19	19	19	19
128	WHIBLEY	10	128	128	128	128	128	128
19	LILLEY	11	19	14	166	166	166	166
14	COWIE	12	14	166	14	14	14	14
372	EAGLING	13	166	109	109	109	109	109
109	PARSONS	14	109	372	372	369	369	369
45	QUINCE	15	45	45	45	34	34	34
34	JOHNSON	16	372	369	369	45	45	45
166	KING	17	369	34	34	372	372	372
369	LINDSAY	18	34	36	36	36	36	36
36	ELLIOTT	19	36	51	51	51	51	51
37	WILSON	20	51	37	37	37	37	37
51	DURANT	21	37	878	878	878	878	878
878	SEAL	22	878					

Weather / Track : Bright / Dry

Snetterton 300: 2.9689 miles
Date: 06/09/2026 Start: 16:02 Finish: 16:14

Results can be found at www.tsl-timing.com

Printed - 16:18 Sunday, 06 September 2026

BMCRC - MRO Championships - Rnd 8 @ Snetterton

MRO Minitwins & Rookie Minitwins

RACE 15 - SECTOR ANALYSIS

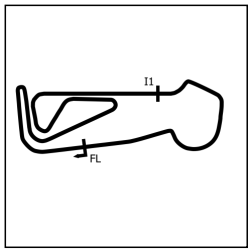

SECTOR 1 = FL to I1, SECTOR 2 = I1 to FL, DIFF = Difference To Personal Best Lap, P = Crossed Finish Line in Pit Lane, D = Time Disallowed

P1 660 Ronnie HARRIS — Suzuki SV 650 - Team Harris Racing

IDEAL LAP TIME : 2:02.166 BEST LAP TIME : 2:02.303 DIFFERENCE : 0.137

LAP	SECTOR 1	SECTOR 2	LAP TIME		MPH	DIFF	TIME OF DAY
1 -		40.799	2:07.604		83.75	5.301	16:04:47.002
2 -	1:22.237	40.612	2:02.849		87.00	0.546	16:06:49.851
3 -	1:21.985	40.585	2:02.570		87.19	0.267	16:08:52.421
4 -	1:22.012	***40.291***	***2:02.303***	**(1)**	***87.39***		***16:10:54.724***
5 -	***1:21.875***	40.464	2:02.339	**(2)**	87.36	0.036	16:12:57.063
6 -	1:22.088	40.388	2:02.476	**(3)**	87.26	0.173	16:14:59.539

P2 141 Bill HARRIS — Suzuki SV 650 - Team Harris Racing

IDEAL LAP TIME : 2:02.327 BEST LAP TIME : 2:02.347 DIFFERENCE : 0.020

LAP	SECTOR 1	SECTOR 2	LAP TIME		MPH	DIFF	TIME OF DAY
1 -		40.783	2:09.060		82.81	6.713	16:04:48.458
2 -	***1:21.787***	40.598	2:02.385	**(2)**	87.33	0.038	16:06:50.843
3 -	1:21.812	40.754	2:02.566	**(3)**	87.20	0.219	16:08:53.409
4 -	1:21.807	***40.540***	***2:02.347***	**(1)**	***87.35***		***16:10:55.756***
5 -	1:22.031	41.059	2:03.090		86.83	0.743	16:12:58.846
6 -	1:23.308	42.878	2:06.186		84.70	3.839	16:15:05.032

P3 61 Adam SHELTON — Suzuki SV 650 - Squideo

IDEAL LAP TIME : 2:03.958 BEST LAP TIME : 2:04.058 DIFFERENCE : 0.100

LAP	SECTOR 1	SECTOR 2	LAP TIME		MPH	DIFF	TIME OF DAY
1 -		***41.146***	2:09.554		82.49	5.496	16:04:48.952
2 -	***1:22.812***	41.246	***2:04.058***	**(1)**	***86.15***		***16:06:53.010***
3 -	1:23.401	41.556	2:04.957	**(2)**	85.53	0.899	16:08:57.967
4 -	1:24.027	41.392	2:05.419	**(3)**	85.21	1.361	16:11:03.386
5 -	1:25.123	42.067	2:07.190		84.03	3.132	16:13:10.576
6 -	1:24.663	42.067	2:06.730		84.33	2.672	16:15:17.306

P4 24 RMT Jack NOBLE — Suzuki SV 650 - Delta T racing / NP Racing

IDEAL LAP TIME : 2:05.147 BEST LAP TIME : 2:05.511 DIFFERENCE : 0.364

LAP	SECTOR 1	SECTOR 2	LAP TIME		MPH	DIFF	TIME OF DAY
1 -		***41.543***	2:10.566		81.85	5.055	16:04:49.964
2 -	1:24.657	41.916	2:06.573		84.44	1.062	16:06:56.537
3 -	***1:23.604***	41.907	***2:05.511***	**(1)**	***85.15***		***16:09:02.048***
4 -	1:24.375	41.919	2:06.294	**(2)**	84.62	0.783	16:11:08.342
5 -	1:24.207	42.130	2:06.337	**(3)**	84.59	0.826	16:13:14.679
6 -	1:24.252	42.183	2:06.435		84.53	0.924	16:15:21.114

P5 27 Jack BETTIS — Suzuki SV 650 - NB Toolmaking, Upfront Property Services

IDEAL LAP TIME : 2:06.119 BEST LAP TIME : 2:06.556 DIFFERENCE : 0.437

LAP	SECTOR 1	SECTOR 2	LAP TIME		MPH	DIFF	TIME OF DAY
1 -		***41.701***	2:10.787		81.72	4.231	16:04:50.185
2 -	1:24.475	42.081	***2:06.556***	**(1)**	***84.45***		***16:06:56.741***
3 -	1:24.631	42.335	2:06.966		84.18	0.410	16:09:03.707
4 -	1:25.203	42.295	2:07.498		83.82	0.942	16:11:11.205
5 -	1:24.576	42.327	2:06.903	**(3)**	84.22	0.347	16:13:18.108
6 -	***1:24.418***	42.355	2:06.773	**(2)**	84.30	0.217	16:15:24.881

P6 11 RMT Alfie GARROD — Suzuki SV 650 - ATP Motorsport

IDEAL LAP TIME : 2:05.270 BEST LAP TIME : 2:05.270 DIFFERENCE : 0.000

LAP	SECTOR 1	SECTOR 2	LAP TIME		MPH	DIFF	TIME OF DAY
1 -		41.930	2:12.703		80.54	7.433	16:04:52.101
2 -	1:24.978	42.707	2:07.685		83.70	2.415	16:06:59.786
3 -	1:25.061	41.977	2:07.038		84.13	1.768	16:09:06.824
4 -	***1:23.510***	***41.760***	***2:05.270***	**(1)**	***85.32***		***16:11:12.094***
5 -	1:24.390	41.881	2:06.271	**(2)**	84.64	1.001	16:13:18.365
6 -	1:24.264	42.318	2:06.582	**(3)**	84.43	1.312	16:15:24.947

Weather / Track : Bright / Dry

Snetterton 300: 2.9689 miles
Date: 06/09/2026 Start: 16:02 Finish: 16:14

BMCRC - MRO Championships - Rnd 8 @ Snetterton

MRO Minitwins & Rookie Minitwins

RACE 15 - SECTOR ANALYSIS

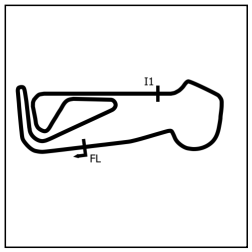

SECTOR 1 = FL to I1, SECTOR 2 = I1 to FL, DIFF = Difference To Personal Best Lap, P = Crossed Finish Line in Pit Lane, D = Time Disallowed

P7 66 Mitch DUCRAN — Suzuki SV 650 - JP Haulage / Black Widow Exhausts

IDEAL LAP TIME : 2:06.057 BEST LAP TIME : 2:06.468 DIFFERENCE : 0.411

LAP	SECTOR 1	SECTOR 2	LAP TIME		MPH	DIFF	TIME OF DAY
1 -		42.102	2:11.159		81.48	4.691	16:04:50.557
2 -	***1:24.313***	42.155	***2:06.468***	**(1)**	***84.51***		***16:06:57.025***
3 -	1:24.567	42.085	2:06.652	**(2)**	84.38	0.184	16:09:03.677
4 -	1:25.753	41.963	2:07.716		83.68	1.248	16:11:11.393
5 -	1:24.992	***41.744***	2:06.736	**(3)**	84.33	0.268	16:13:18.129
6 -	1:24.665	42.203	2:06.868		84.24	0.400	16:15:24.997

P8 79 RMT Conor WOLFF — Suzuki SV 650 -

IDEAL LAP TIME : 2:06.698 BEST LAP TIME : 2:06.869 DIFFERENCE : 0.171

LAP	SECTOR 1	SECTOR 2	LAP TIME		MPH	DIFF	TIME OF DAY
1 -		***42.203***	2:12.681		80.55	5.812	16:04:52.079
2 -	1:24.902	42.778	2:07.680		83.70	0.811	16:06:59.759
3 -	1:25.153	42.276	2:07.429	**(3)**	83.87	0.560	16:09:07.188
4 -	1:24.648	42.303	2:06.951	**(2)**	84.19	0.082	16:11:14.139
5 -	1:25.248	42.225	2:07.473		83.84	0.604	16:13:21.612
6 -	***1:24.495***	42.374	***2:06.869***	**(1)**	***84.24***		***16:15:28.481***

P9 19 Kevin LILLEY — Suzuki SV 650 - Trafalgar Cleaning Eqpt. / Steve Jordan Motorc

IDEAL LAP TIME : 2:09.099 BEST LAP TIME : 2:09.542 DIFFERENCE : 0.443

LAP	SECTOR 1	SECTOR 2	LAP TIME		MPH	DIFF	TIME OF DAY
1 -		***42.870***	2:14.694		79.35	5.152	16:04:54.092
2 -	***1:26.229***	43.313	***2:09.542***	**(1)**	***82.50***		***16:07:03.634***
3 -	1:26.685	43.570	2:10.255		82.05	0.713	16:09:13.889
4 -	1:26.635	43.172	2:09.807	**(2)**	82.33	0.265	16:11:23.696
5 -	1:26.807	43.351	2:10.158	**(3)**	82.11	0.616	16:13:33.854
6 -	1:26.879	43.655	2:10.534		81.87	0.992	16:15:44.388

P10 128 RMT Brannon WHIBLEY — Suzuki SV 650 SK1 - D&S pumps. Electrotec

IDEAL LAP TIME : 2:08.966 BEST LAP TIME : 2:09.669 DIFFERENCE : 0.703

LAP	SECTOR 1	SECTOR 2	LAP TIME		MPH	DIFF	TIME OF DAY
1 -		***42.566***	2:14.200		79.64	4.531	16:04:53.598
2 -	1:26.702	43.551	2:10.253	**(2)**	82.05	0.584	16:07:03.851
3 -	1:27.172	43.699	2:10.871		81.66	1.202	16:09:14.722
4 -	1:27.163	43.436	2:10.599		81.83	0.930	16:11:25.321
5 -	1:26.641	43.731	2:10.372	**(3)**	81.98	0.703	16:13:35.693
6 -	***1:26.400***	43.269	***2:09.669***	**(1)**	***82.42***		***16:15:45.362***

P11 166 Ben KING — Suzuki SV 650 - Stour valley game

IDEAL LAP TIME : 2:09.378 BEST LAP TIME : 2:09.500 DIFFERENCE : 0.122

LAP	SECTOR 1	SECTOR 2	LAP TIME		MPH	DIFF	TIME OF DAY
1 -		43.808	2:17.042		77.99	7.542	16:04:56.440
2 -	1:26.410	***43.458***	2:09.868	**(2)**	82.29	0.368	16:07:06.308
3 -	***1:25.920***	43.580	***2:09.500***	**(1)**	***82.53***		***16:09:15.808***
4 -	1:26.316	43.902	2:10.218		82.07	0.718	16:11:26.026
5 -	1:26.362	43.782	2:10.144		82.12	0.644	16:13:36.170
6 -	1:26.110	43.968	2:10.078	**(3)**	82.16	0.578	16:15:46.248

P12 14 George COWIE — Suzuki SV 650 - Dad

IDEAL LAP TIME : 2:09.725 BEST LAP TIME : 2:10.017 DIFFERENCE : 0.292

LAP	SECTOR 1	SECTOR 2	LAP TIME		MPH	DIFF	TIME OF DAY
1 -		43.560	2:15.873		78.66	5.856	16:04:55.271
2 -	1:26.815	43.760	2:10.575		81.85	0.558	16:07:05.846
3 -	1:26.660	43.486	2:10.146	**(2)**	82.12	0.129	16:09:15.992
4 -	***1:26.278***	44.063	2:10.341		82.00	0.324	16:11:26.333
5 -	1:26.443	43.574	***2:10.017***	**(1)**	***82.20***		***16:13:36.350***
6 -	1:26.878	***43.447***	2:10.325	**(3)**	82.01	0.308	16:15:46.675

Weather / Track : Bright / Dry

Snetterton 300: 2.9689 miles
Date: 06/09/2026 Start: 16:02 Finish: 16:14

BMCRC - MRO Championships - Rnd 8 @ Snetterton

MRO Minitwins & Rookie Minitwins

RACE 15 - SECTOR ANALYSIS

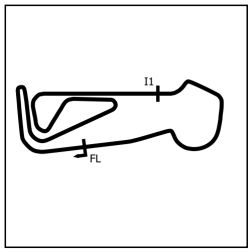

SECTOR 1 = FL to I1, SECTOR 2 = I1 to FL, DIFF = Difference To Personal Best Lap, P = Crossed Finish Line in Pit Lane, D = Time Disallowed

P13 109 Logan PARSONS — Suzuki SV 650 - IMP Racing & Log Racing

IDEAL LAP TIME : 2:09.948 BEST LAP TIME : 2:09.948 DIFFERENCE : 0.000

LAP	SECTOR 1	SECTOR 2	LAP TIME		MPH	DIFF	TIME OF DAY
1 -		43.713	2:17.552		77.70	7.604	16:04:56.950
2 -	***1:26.483***	***43.465***	***2:09.948***	***(1)***	***82.24***		***16:07:06.898***
3 -	1:27.397	44.031	2:11.428	**(2)**	81.32	1.480	16:09:18.326
4 -	1:28.506	44.506	2:13.012		80.35	3.064	16:11:31.338
5 -	1:27.831	44.549	2:12.380	**(3)**	80.73	2.432	16:13:43.718
6 -	1:29.194	44.809	2:14.003		79.76	4.055	16:15:57.721

P14 369 Merlin LINDSAY — Suzuki SV 650 S -

IDEAL LAP TIME : 2:12.607 BEST LAP TIME : 2:12.607 DIFFERENCE : 0.000

LAP	SECTOR 1	SECTOR 2	LAP TIME		MPH	DIFF	TIME OF DAY
1 -		44.461	2:20.364		76.14	7.757	16:04:59.762
2 -	1:29.309	44.746	2:14.055		79.72	1.448	16:07:13.817
3 -	1:28.796	44.413	2:13.209	**(3)**	80.23	0.602	16:09:27.026
4 -	1:29.024	44.357	2:13.381		80.13	0.774	16:11:40.407
5 -	1:28.603	44.501	2:13.104	**(2)**	80.29	0.497	16:13:53.511
6 -	***1:28.269***	***44.338***	***2:12.607***	***(1)***	***80.59***		***16:16:06.118***

P15 34 Andrew JOHNSON — Suzuki SV 650 - Rose & Charlie Racing

IDEAL LAP TIME : 2:12.436 BEST LAP TIME : 2:12.657 DIFFERENCE : 0.221

LAP	SECTOR 1	SECTOR 2	LAP TIME		MPH	DIFF	TIME OF DAY
1 -		44.684	2:20.647		75.99	7.990	16:05:00.045
2 -	1:29.239	44.554	2:13.793		79.88	1.136	16:07:13.838
3 -	1:29.027	44.384	2:13.411	**(3)**	80.11	0.754	16:09:27.249
4 -	1:28.958	44.549	2:13.507		80.05	0.850	16:11:40.756
5 -	***1:28.310***	44.446	2:12.756	**(2)**	80.50	0.099	16:13:53.512
6 -	1:28.531	***44.126***	***2:12.657***	***(1)***	***80.56***		***16:16:06.169***

P16 45 Terence QUINCE — Suzuki SV 650 - K&Q, HM Racing, Titan-x, VAL

IDEAL LAP TIME : 2:11.748 BEST LAP TIME : 2:12.085 DIFFERENCE : 0.337

LAP	SECTOR 1	SECTOR 2	LAP TIME		MPH	DIFF	TIME OF DAY
1 -		44.286	2:18.527		77.15	6.442	16:04:57.925
2 -	1:28.706	45.713	2:14.419		79.51	2.334	16:07:12.344
3 -	1:29.049	45.428	2:14.477		79.47	2.392	16:09:26.821
4 -	1:29.850	44.530	2:14.380	**(3)**	79.53	2.295	16:11:41.201
5 -	1:29.381	***43.958***	2:13.339	**(2)**	80.15	1.254	16:13:54.540
6 -	***1:27.790***	44.295	***2:12.085***	***(1)***	***80.91***		***16:16:06.625***

P17 372 Charlie EAGLING — Suzuki SV 650 - java bean coffee company

IDEAL LAP TIME : 2:12.480 BEST LAP TIME : 2:13.144 DIFFERENCE : 0.664

LAP	SECTOR 1	SECTOR 2	LAP TIME		MPH	DIFF	TIME OF DAY
1 -		***44.242***	2:19.633		76.54	6.489	16:04:59.031
2 -	***1:28.238***	45.058	2:13.296	**(2)**	80.18	0.152	16:07:12.327
3 -	1:29.195	44.728	2:13.923		79.80	0.779	16:09:26.250
4 -	1:31.152	44.654	2:15.806		78.70	2.662	16:11:42.056
5 -	1:28.676	44.468	***2:13.144***	***(1)***	***80.27***		***16:13:55.200***
6 -	1:28.747	45.126	2:13.873	**(3)**	79.83	0.729	16:16:09.073

P18 36 RMT Scott ELLIOTT — Suzuki SV 650 - Cine fire tech / sprockets racing

IDEAL LAP TIME : 2:15.003 BEST LAP TIME : 2:15.003 DIFFERENCE : 0.000

LAP	SECTOR 1	SECTOR 2	LAP TIME		MPH	DIFF	TIME OF DAY
1 -		45.216	2:22.037		75.24	7.034	16:05:01.435
2 -	1:30.068	45.197	2:15.265	**(2)**	79.01	0.262	16:07:16.700
3 -	1:30.687	45.447	2:16.134		78.51	1.131	16:09:32.834
4 -	1:30.335	45.485	2:15.820	**(3)**	78.69	0.817	16:11:48.654
5 -	***1:30.000***	***45.003***	***2:15.003***	***(1)***	***79.16***		***16:14:03.657***
6 -	1:30.207	45.629	2:15.836		78.68	0.833	16:16:19.493

Weather / Track : Bright / Dry

Snetterton 300: 2.9689 miles
Date: 06/09/2026 Start: 16:02 Finish: 16:14

BMCRC - MRO Championships - Rnd 8 @ Snetterton

MRO Minitwins & Rookie Minitwins

RACE 15 - SECTOR ANALYSIS

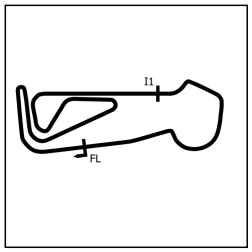

SECTOR 1 = FL to I1, SECTOR 2 = I1 to FL, DIFF = Difference To Personal Best Lap, P = Crossed Finish Line in Pit Lane, D = Time Disallowed

P19 51 Andrew DURANT Suzuki SV 650 -

IDEAL LAP TIME : 2:16.057 BEST LAP TIME : 2:16.426 DIFFERENCE : 0.369

LAP	SECTOR 1	SECTOR 2	LAP TIME	MPH	DIFF	TIME OF DAY
1 -		***45.382***	2:22.875	74.80	6.449	16:05:02.273
2 -	***1:30.675***	45.751	***2:16.426*** **(1)**	***78.34***		***16:07:18.699***
3 -	1:31.259	45.917	2:17.176 **(3)**	77.91	0.750	16:09:35.875
4 -	1:31.155	45.892	2:17.047 **(2)**	77.98	0.621	16:11:52.922
5 -	1:31.605	45.982	2:17.587	77.68	1.161	16:14:10.509
6 -	1:31.976	46.145	2:18.121	77.38	1.695	16:16:28.630

P20 37 Stephen WILSON Suzuki SV 650 -

IDEAL LAP TIME : 2:18.181 BEST LAP TIME : 2:18.203 DIFFERENCE : 0.022

LAP	SECTOR 1	SECTOR 2	LAP TIME	MPH	DIFF	TIME OF DAY
1 -		47.019	2:27.367	72.52	9.164	16:05:06.765
2 -	1:32.418	47.028	2:19.446	76.64	1.243	16:07:26.211
3 -	1:33.118	46.985	2:20.103	76.28	1.900	16:09:46.314
4 -	1:32.465	***46.429***	2:18.894 **(3)**	76.95	0.691	16:12:05.208
5 -	1:31.847	46.457	2:18.304 **(2)**	77.27	0.101	16:14:23.512
6 -	***1:31.752***	46.451	***2:18.203*** **(1)**	***77.33***		***16:16:41.715***

P21 878 RMT Peter SEAL Suzuki SV 650 -

IDEAL LAP TIME : 2:23.354 BEST LAP TIME : 2:23.354 DIFFERENCE : 0.000

LAP	SECTOR 1	SECTOR 2	LAP TIME	MPH	DIFF	TIME OF DAY
1 -		48.350	2:31.759	70.42	8.405	16:05:11.157
2 -	1:36.179	48.536	2:24.715	73.85	1.361	16:07:35.872
3 -	1:36.212	48.265	2:24.477 **(2)**	73.97	1.123	16:10:00.349
4 -	1:35.592	48.955	2:24.547 **(3)**	73.94	1.193	16:12:24.896
5 -	***1:35.460***	***47.894***	***2:23.354*** **(1)**	***74.55***		***16:14:48.250***
6 -	1:35.606	48.949	2:24.555	73.93	1.201	16:17:12.805

P22 96 William HOWARTH Suzuki SV 650 -

IDEAL LAP TIME : BEST LAP TIME : DIFFERENCE :

LAP	SECTOR 1	SECTOR 2	LAP TIME	MPH	DIFF	TIME OF DAY
1 -		***41.401***	2:09.762	82.36		16:04:49.160

BMCRC - MRO Championships - Rnd 8 @ Snetterton

MRO Minitwins & Rookie Minitwins

RACE 15 - BEST SECTORS

	SECTOR 1		SECTOR 2	
POS	NO	TIME	NO	TIME
1	141	**1:21.787**	660	**40.291**
2	660	**1:21.875**	141	**40.540**
3	**61**	**1:22.812**	**61**	**41.146**
4	**11**	**1:23.510**	**96**	**41.401**
5	**24**	**1:23.604**	**24**	**41.543**
6	**66**	**1:24.313**	**27**	**41.701**
7	**27**	**1:24.418**	**66**	**41.744**
8	**79**	**1:24.495**	**11**	**41.760**
9	166	**1:25.920**	**79**	**42.203**
10	**19**	**1:26.229**	128	**42.566**
11	**14**	**1:26.278**	**19**	**42.870**
12	128	**1:26.400**	**14**	**43.447**
13	109	**1:26.483**	166	**43.458**
14	**45**	**1:27.790**	109	**43.465**
15	372	**1:28.238**	**45**	**43.958**
16	369	**1:28.269**	**34**	**44.126**
17	**34**	**1:28.310**	372	**44.242**
18	**36**	**1:30.000**	369	**44.338**
19	**51**	**1:30.675**	**36**	**45.003**
20	**37**	**1:31.752**	**51**	**45.382**
21	878	**1:35.460**	**37**	**46.429**
22			878	**47.894**

IDEAL / BEST COMPARISON

PERFECT LAP 2:02.078

POS	NO	NAME	IDEAL	BEST	DIFF
1	**660**	HARRIS	2:02.166	2:02.303	**0.137**
2	**141**	HARRIS	2:02.327	2:02.347	**0.020**
3	**61**	SHELTON	2:03.958	2:04.058	**0.100**
4	**24**	NOBLE	2:05.147	2:05.511	**0.364**
5	**11**	GARROD	2:05.270	2:05.270	**0.000**
6	**66**	DUCRAN	2:06.057	2:06.468	**0.411**
7	**27**	BETTIS	2:06.119	2:06.556	**0.437**
8	**79**	WOLFF	2:06.698	2:06.869	**0.171**
9	**128**	WHIBLEY	2:08.966	2:09.669	**0.703**
10	**19**	LILLEY	2:09.099	2:09.542	**0.443**
11	**166**	KING	2:09.378	2:09.500	**0.122**
12	**14**	COWIE	2:09.725	2:10.017	**0.292**
13	**109**	PARSONS	2:09.948	2:09.948	**0.000**
14	**45**	QUINCE	2:11.748	2:12.085	**0.337**
15	**34**	JOHNSON	2:12.436	2:12.657	**0.221**
16	**372**	EAGLING	2:12.480	2:13.144	**0.664**
17	**369**	LINDSAY	2:12.607	2:12.607	**0.000**
18	**36**	ELLIOTT	2:15.003	2:15.003	**0.000**
19	**51**	DURANT	2:16.057	2:16.426	**0.369**
20	**37**	WILSON	2:18.181	2:18.203	**0.022**
21	**878**	SEAL	2:23.354	2:23.354	**0.000**
22	**96**	HOWARTH			

Weather / Track : Bright / Dry

Snetterton 300: 2.9689 miles
Date: 06/09/2026 Start: 16:02 Finish: 16:14

Results can be found at www.tsl-timing.com

Printed - 16:17 Sunday, 06 September 2026

BMCRC - MRO Championships - Rnd 8 @ Snetterton

MRO Minitwins & Rookie Minitwins

RACE 15 - STATISTICS

Competitors Started	22
Planned Start	2026-09-06 @ 15:10:00.000
Actual Start	2026-09-06 @ 16:02:39.397
Finish Time	2026-09-06 @ 16:14:59.538
Track Length	2.9689mi.
Total Laps	127
Total Distance Covered	377.0517mi.

Session Fastest Lap History

NO	CL	NAME	LAP TIME	TIME OF DAY	LAP	VEHICLE
660		**Ronnie HARRIS**	**2:02.849**	16:06:49.851	2	Suzuki SV 650
141		**Bill HARRIS**	**2:02.385**	16:06:50.843	2	Suzuki SV 650
660		**Ronnie HARRIS**	**2:02.303**	16:10:54.724	4	Suzuki SV 650

Session Leader History

NO	CL	NAME	FROM LAP	LAPS LED	DISTANCE	VEHICLE
660		**Ronnie HARRIS**	1	6	17.81 miles	Suzuki SV 650

Flag History

TYPE	TIME OF DAY
GREEN	16:02:39.397
FINISH	16:14:59.538

Flag Statistics

TYPE	COUNT	TOTAL LAPS	TOTAL TIME
Green	1	6	14:43.546
Red	0	0	0.000
Safety Car	0	0	0.000
FCY	0	0	0.000

Weather / Track : Bright / Dry

Snetterton 300: 2.9689 miles
Date: 06/09/2026 Start: 16:02 Finish: 16:14

BMCRC - MRO Championships - Rnd 8 @ Snetterton

MRO Minitwins & Rookie Minitwins

RACE 15 - STATISTICS

CLASS : 16 Starters

Fastest Lap History

NO	NAME	LAP TIME	TIME OF DAY	LAP	VEHICLE
660	**Ronnie HARRIS**	**2:02.849**	16:06:49.851	2	Suzuki SV 650
141	**Bill HARRIS**	**2:02.385**	16:06:50.843	2	Suzuki SV 650
660	**Ronnie HARRIS**	**2:02.303**	16:10:54.724	4	Suzuki SV 650

Leader History

NO	NAME	FROM LAP	LAPS LED	DISTANCE	VEHICLE
660	**Ronnie HARRIS**	1	6	17.81 miles	Suzuki SV 650

BMCRC - MRO Championships - Rnd 8 @ Snetterton

MRO Minitwins & Rookie Minitwins

RACE 15 - STATISTICS

CLASS : RMT

6 Starters

Fastest Lap History

NO	NAME	LAP TIME	TIME OF DAY	LAP	VEHICLE
24	**Jack NOBLE**	**2:06.573**	16:06:56.537	2	Suzuki SV 650
24	**Jack NOBLE**	**2:05.511**	16:09:02.048	3	Suzuki SV 650
11	**Alfie GARROD**	**2:05.270**	16:11:12.094	4	Suzuki SV 650

Leader History

NO	NAME	FROM LAP	LAPS LED	DISTANCE	VEHICLE
24	**Jack NOBLE**	1	6	17.81 miles	Suzuki SV 650

ACU TEAM GREEN JUNIOR CUP | KAWASAKI SENIOR NINJA SERIES | BMZRC 250 MZs

BMCRC-MRO Championships – Round 8

Snetterton 300

5th / 6th September 2026

Timing & Results Provided by Timing Solutions Ltd

www.tsl-timing.com

Snetterton 300 Circuit

Norwich, Norfolk, UK

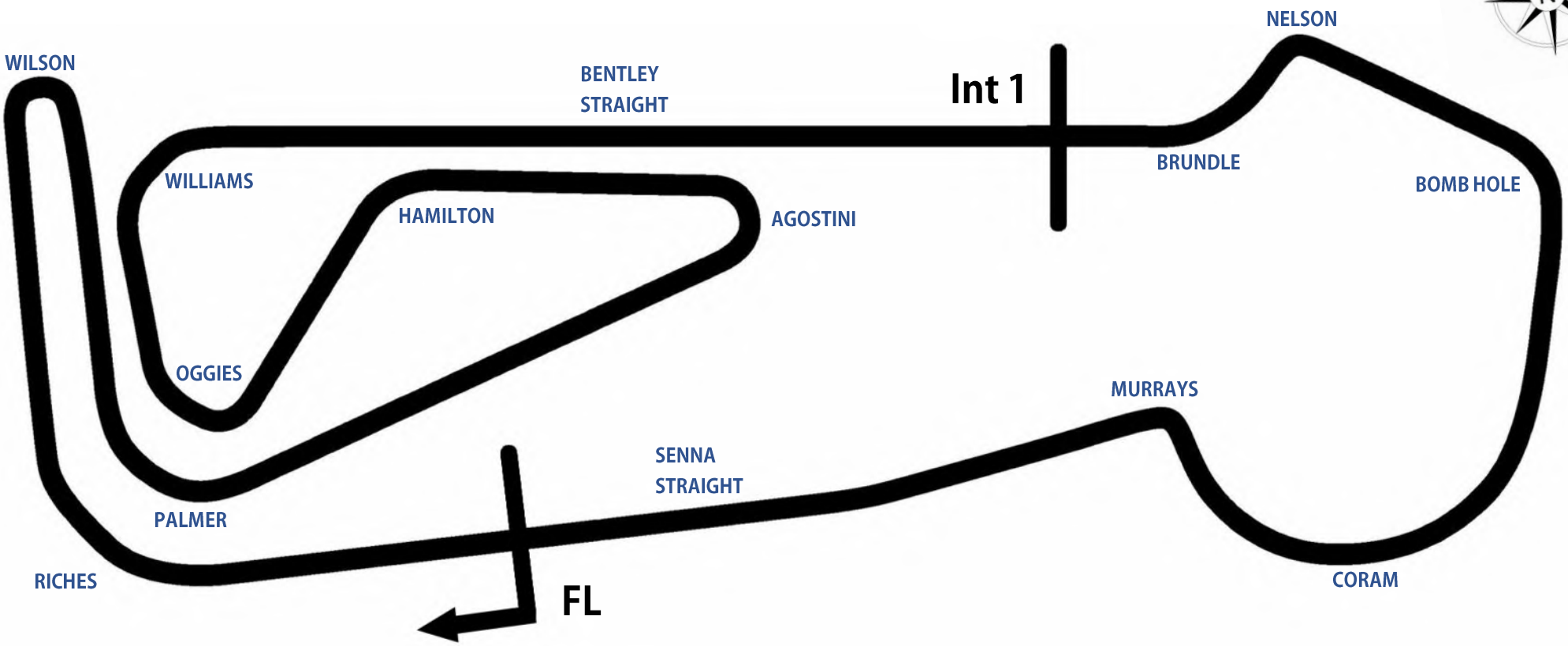

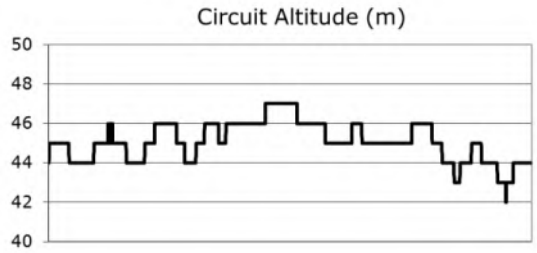

Length	2.9689 miles | 4.778 km | 4778.0 m		
FL		52.46340 N	0.94476 E
Int 1	3198m	52.46617 N	0.94964 E
Pit Entry	4572m	52.46364 N	0.94774 E
Pit Exit	40m after FL	52.46338 N	0.94420 E
Pit Entry - Pit Exit	246m, 17.7S @ 50kph, 14.7s @ 60kph		

Results & Live Timing available at – www.tsl-timing.com

Updated - 14/03/2024 14:52

TEAM GREEN JUNIOR CUP

Kawasaki SENIOR NINJA SERIES

BMZRC 250 MZS

BMCRC - MRO Championships - Rnd 8 @ Snetterton

ACU TG Junior & Senior Cup & 250 MZs

QUALIFYING - CLASSIFICATION

POS	NO	CL	PIC	NAME	ENTRY	TIME	ON	LAPS	GAP	DIFF	MPH
1	**90**	J	1	**Harry BARRELL**	Kawasaki NINJA 400 - CERAKOTE UK	**2:15.219**	4	4			79.04
2	**110**	J	2	**Tyler HARTLEY**	Kawasaki NINJA 400 - DWRacing	**2:15.613**	5	5	**0.394**	0.394	78.81
3	**124**	J	3	**Harley BAKER**	Kawasaki NINJA 400 - KGB Property Maintenance Ser	**2:16.658**	2	5	**1.439**	1.045	78.21
4	**99**	J	4	**William ROUND**	Kawasaki NINJA - Round Racing	**2:16.817**	5	5	**1.598**	0.159	78.11
5	**125**	J	5	**Isabelle WINGATE**	Kawasaki NINJA 400 - NPS, Tripz.uk, PermaGroup, AF	**2:17.361**	4	5	**2.142**	0.544	77.81
6	**164**	J	6	**George COWIE**	Kawasaki NINJA 400 - Dad	**2:17.595**	4	5	**2.376**	0.234	77.67
7	**36**	J	7	**Leo SOILLEUX**	Kawasaki EX400 -	**2:18.112**	2	5	**2.893**	0.517	77.38
8	**25**	J	8	**Chloe GLEESON**	Kawasaki NINJA 400 - Sussex Independent Financial A	**2:18.829**	2	5	**3.610**	0.717	76.98
9	**27**	J	9	**Alfie GARROD**	Kawasaki NINJA 400 - ATP Motorsport	**2:19.392**	3	3	**4.173**	0.563	76.67
10	**113**	J	10	**Annabelle MCCARTHY**	Kawasaki NINJA 400 -	**2:19.559**	3	5	**4.340**	0.167	76.58
11	**61**	J	11	**Ollie EVETTS**	Kawasaki NINJA 400 - C E Vehicle Repairs Ltd	**2:19.679**	4	5	**4.460**	0.120	76.51
12	**1**	MZ	1	**Alexander MANN**	MZ TS 250 - HS RACING	**2:21.018**	3	4	**5.799**	1.339	75.79
13	**76**	S	1	**Jamie KING**	Kawasaki NINJA 300 - MJL Renewables & Will Garrod	**2:21.601**	3	4	**6.382**	0.583	75.48
14	**85**	MZ	2	**Andrew WALES**	MZ ETZ 250 - Show Control International	**2:22.691**	3	5	**7.472**	1.090	74.90
15	**171**	J	12	**Danny LEES**	Kawasaki NINJA 400 - CAPITAL GROUP LTD. CAPITA	**2:24.352**	3	4	**9.133**	1.661	74.04
16	**96**	MZ	3	**Chris KENT**	MZ TS 250 -	**2:26.512**	2	4	**11.293**	2.160	72.95
17	**102**	MZ	4	**Caleb WRIGHT**	MZ ETZ 250 - Clover Investments	**2:27.420**	2	4	**12.201**	0.908	72.50
18	**54**	S	2	**Ben SCOTT**	Kawasaki NINJA 400 - GI Landscapes VampTech	**2:27.596**	4	4	**12.377**	0.176	72.41
19	**82**	J	13	**Bojan BLAZHEVSKI**	Kawasaki NINJA 400 - Smart Car Specialist Limited	**2:27.791**	4	4	**12.572**	0.195	72.31
20	**24**	S	3	**Louis HORWOOD**	Kawasaki NINJA -	**2:27.807**	2	4	**12.588**	0.016	72.31
21	**53**	J	14	**Lucas EGGINTON**	Kawasaki NINJA 400 -	**2:28.147**	4	4	**12.928**	0.340	72.14
22	**13**	MZ	5	**Gordon RYAN**	MZ 250 - Prism Work Psychology	**2:28.166**	3	4	**12.947**	0.019	72.13
23	**33**	S	4	**Patrick KLINGE**	Kawasaki NINJA 400 - Klingklong Racing	**2:30.982**	3	4	**15.763**	2.816	70.79
24	**89**	MZ	6	**James MCCORMACK**	MZ TS 250 -	**2:31.654**	2	4	**16.435**	0.672	70.47
25	**337**	S	5	**Lee HORWOOD**	Kawasaki NINJA 300 - Melman Electrical	**2:33.405**	4	4	**18.186**	1.751	69.67
26	**38**	MZ	7	**Chris PETTET**	MZ ETZ 250 -	**2:46.569**	2	2	**31.350**	13.164	64.16
27	**6**	MZ	8	**Brian ROBERTS**	MZ 250 EZY - Atherton Creative engineering welding fa	**3:02.291**	3	3	**47.072**	15.722	58.63

Weather / Track : Bright / Dry

These results are provisional until the conclusion of any judicial and technical matters.

Date: 05/09/2026 Start: 10:43 Finish: 10:53

Snetterton 300: 2.9689 miles

Clerk Of Course: Den Grant / Caroline Patterson	Timekeeper: Richard Evans	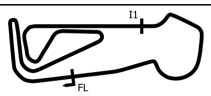

Results can be found at www.tsl-timing.com

Printed - 10:57 Saturday, 05 September 2026

BRITISH MOTOR CYCLE RACING CLUB

TSL SPORTS TIMING TIMING SOLUTIONS LTD

MOTORCYCLE RACING ORGANISATION MRO

BMCRC - MRO Championships - Rnd 8 @ Snetterton

ACU TG Junior & Senior Cup & 250 MZs

QUALIFYING - SECTOR ANALYSIS

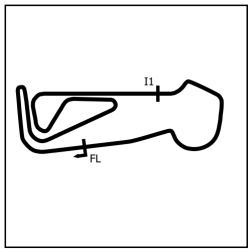

SECTOR 1 = FL to I1, SECTOR 2 = I1 to FL, DIFF = Difference To Personal Best Lap, P = Crossed Finish Line in Pit Lane, D = Time Disallowed

P1 90 J Harry BARRELL

Kawasaki NINJA 400 - CERAKOTE UK

IDEAL LAP TIME : 2:15.219 BEST LAP TIME : 2:15.219 DIFFERENCE : 0.000

LAP	SECTOR 1	SECTOR 2	LAP TIME	MPH	DIFF	TIME OF DAY
1 -	1:34.708	46.051	2:20.759	75.93	5.540	10:46:44.974
2 -	1:32.323	45.292	2:17.615 (3)	77.66	2.396	10:49:02.589
3 -	1:30.484	45.092	2:15.576 (2)	78.83	0.357	10:51:18.165
4 -	***1:30.382***	***44.837***	***2:15.219 (1)***	***79.04***		***10:53:33.384***
5 -	1:30.434					

P2 110 J Tyler HARTLEY

Kawasaki NINJA 400 - DWRacing

IDEAL LAP TIME : 2:15.581 BEST LAP TIME : 2:15.613 DIFFERENCE : 0.032

LAP	SECTOR 1	SECTOR 2	LAP TIME	MPH	DIFF	TIME OF DAY
1 -	1:34.108	45.538	2:19.646	76.53	4.033	10:46:09.354
2 -	1:31.553	45.151	2:16.704	78.18	1.091	10:48:26.058
3 -	***1:30.838***	45.109	2:15.947 (2)	78.61	0.334	10:50:42.005
4 -	1:30.904	45.349	2:16.253 (3)	78.44	0.640	10:52:58.258
5 -	1:30.870	***44.743***	***2:15.613 (1)***	***78.81***		***10:55:13.871***

P3 124 J Harley BAKER

Kawasaki NINJA 400 - KGB Property Maintenance Services Ltd

IDEAL LAP TIME : 2:16.262 BEST LAP TIME : 2:16.658 DIFFERENCE : 0.396

LAP	SECTOR 1	SECTOR 2	LAP TIME	MPH	DIFF	TIME OF DAY
1 -	1:34.417	46.080	2:20.497	76.07	3.839	10:46:12.072
2 -	1:31.319	45.339	***2:16.658 (1)***	***78.21***		***10:48:28.730***
3 -	1:32.155	***45.038***	2:17.193 (3)	77.90	0.535	10:50:45.923
4 -	***1:31.224***	45.765	2:16.989 (2)	78.02	0.331	10:53:02.912
5 -	1:33.419	45.462	2:18.881	76.95	2.223	10:55:21.793

P4 99 J William ROUND

Kawasaki NINJA - Round Racing

IDEAL LAP TIME : 2:16.244 BEST LAP TIME : 2:16.817 DIFFERENCE : 0.573

LAP	SECTOR 1	SECTOR 2	LAP TIME	MPH	DIFF	TIME OF DAY
1 -	1:35.933	46.156	2:22.089	75.22	5.272	10:46:11.706
2 -	1:31.938	***44.996***	2:16.934 (2)	78.05	0.117	10:48:28.640
3 -	1:32.593	46.307	2:18.900	76.94	2.083	10:50:47.540
4 -	1:31.624	45.800	2:17.424 (3)	77.77	0.607	10:53:04.964
5 -	***1:31.248***	45.569	***2:16.817 (1)***	***78.11***		***10:55:21.781***

P5 125 J Isabelle WINGATE

Kawasaki NINJA 400 - NPS, Tripz.uk, PermaGroup, ARN Race

IDEAL LAP TIME : 2:17.328 BEST LAP TIME : 2:17.361 DIFFERENCE : 0.033

LAP	SECTOR 1	SECTOR 2	LAP TIME	MPH	DIFF	TIME OF DAY
1 -	1:35.015	46.205	2:21.220	75.68	3.859	10:46:10.600
2 -	1:31.683	46.126	2:17.809 (3)	77.55	0.448	10:48:28.409
3 -	1:31.618	***45.771***	2:17.389 (2)	77.79	0.028	10:50:45.798
4 -	***1:31.557***	45.804	***2:17.361 (1)***	***77.81***		***10:53:03.159***
5 -	1:32.282	46.206	2:18.488	77.17	1.127	10:55:21.647

P6 164 J George COWIE

Kawasaki NINJA 400 - Dad

IDEAL LAP TIME : 2:17.595 BEST LAP TIME : 2:17.595 DIFFERENCE : 0.000

LAP	SECTOR 1	SECTOR 2	LAP TIME	MPH	DIFF	TIME OF DAY
1 -	1:36.026	46.764	2:22.790	74.85	5.195	10:46:14.036
2 -	1:32.746	46.354	2:19.100 (2)	76.83	1.505	10:48:33.136
3 -	1:35.454	46.547	2:22.001	75.26	4.406	10:50:55.137
4 -	***1:31.845***	***45.750***	***2:17.595 (1)***	***77.67***		***10:53:12.732***
5 -	1:33.843	46.294	2:20.137 (3)	76.26	2.542	10:55:32.869

BMCRC - MRO Championships - Rnd 8 @ Snetterton

ACU TG Junior & Senior Cup & 250 MZs

QUALIFYING - SECTOR ANALYSIS

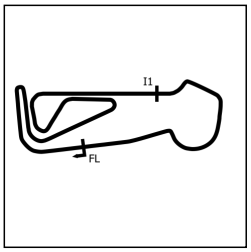

SECTOR 1 = FL to I1, SECTOR 2 = I1 to FL, DIFF = Difference To Personal Best Lap, P = Crossed Finish Line in Pit Lane, D = Time Disallowed

P7 36 J Leo SOILLEUX — Kawasaki EX400 -

IDEAL LAP TIME : 2:17.832 BEST LAP TIME : 2:18.112 DIFFERENCE : 0.280

LAP	SECTOR 1	SECTOR 2	LAP TIME		MPH	DIFF	TIME OF DAY
1 -	1:38.237	46.897	2:25.134		73.64	7.022	10:46:17.015
2 -	1:32.638	***45.474***	***2:18.112***	**(1)**	***77.38***		***10:48:35.127***
3 -	***1:32.358***	45.908	2:18.266	**(2)**	77.30	0.154	10:50:53.393
4 -	1:32.472	46.352	2:18.824	**(3)**	76.99	0.712	10:53:12.217
5 -	1:33.570	46.132	2:19.702		76.50	1.590	10:55:31.919

P8 25 J Chloe GLEESON — Kawasaki NINJA 400 - Sussex Independent Financial Advisers

IDEAL LAP TIME : 2:18.723 BEST LAP TIME : 2:18.829 DIFFERENCE : 0.106

LAP	SECTOR 1	SECTOR 2	LAP TIME		MPH	DIFF	TIME OF DAY
1 -	1:37.952	***45.886***	2:23.838		74.30	5.009	10:46:15.973
2 -	***1:32.837***	45.992	***2:18.829***	**(1)**	***76.98***		***10:48:34.802***
3 -	1:32.946	46.292	2:19.238	**(2)**	76.76	0.409	10:50:54.040
4 -	1:32.857	46.454	2:19.311	**(3)**	76.72	0.482	10:53:13.351
5 -	1:33.326	46.442	2:19.768		76.47	0.939	10:55:33.119

P9 27 J Alfie GARROD — Kawasaki NINJA 400 - ATP Motorsport

IDEAL LAP TIME : 2:19.392 BEST LAP TIME : 2:19.392 DIFFERENCE : 0.000

LAP	SECTOR 1	SECTOR 2	LAP TIME		MPH	DIFF	TIME OF DAY
1 -		IN PIT	5:16.553	**P**	33.76	2:57.161	10:49:09.069
2 -	OUTLAP	46.869	2:24.488		73.97	5.096	10:51:33.557
3 -	***1:33.537***	***45.855***	***2:19.392***	**(1)**	***76.67***		***10:53:52.949***

P10 113 J Annabelle MCCARTHY — Kawasaki NINJA 400 -

IDEAL LAP TIME : 2:19.395 BEST LAP TIME : 2:19.559 DIFFERENCE : 0.164

LAP	SECTOR 1	SECTOR 2	LAP TIME		MPH	DIFF	TIME OF DAY
1 -	1:38.166	46.657	2:24.823		73.80	5.264	10:46:25.546
2 -	1:33.190	47.264	2:20.454	**(2)**	76.09	0.895	10:48:46.000
3 -	***1:32.932***	46.627	***2:19.559***	**(1)**	***76.58***		***10:51:05.559***
4 -	1:34.914	46.972	2:21.886		75.32	2.327	10:53:27.445
5 -	1:34.219	***46.463***	2:20.682	**(3)**	75.97	1.123	10:55:48.127

P11 61 J Ollie EVETTS — Kawasaki NINJA 400 - C E Vehicle Repairs Ltd

IDEAL LAP TIME : 2:19.679 BEST LAP TIME : 2:19.679 DIFFERENCE : 0.000

LAP	SECTOR 1	SECTOR 2	LAP TIME		MPH	DIFF	TIME OF DAY
1 -	1:41.779	48.018	2:29.797		71.35	10.118	10:46:22.867
2 -	1:35.236	46.951	2:22.187		75.16	2.508	10:48:45.054
3 -	1:33.746	46.827	2:20.573	**(2)**	76.03	0.894	10:51:05.627
4 -	***1:33.043***	***46.636***	***2:19.679***	**(1)**	***76.51***		***10:53:25.306***
5 -	1:34.543	46.902	2:21.445	**(3)**	75.56	1.766	10:55:46.751

P12 1 MZ Alexander MANN — MZ TS 250 - HS RACING

IDEAL LAP TIME : 2:21.018 BEST LAP TIME : 2:21.018 DIFFERENCE : 0.000

LAP	SECTOR 1	SECTOR 2	LAP TIME		MPH	DIFF	TIME OF DAY
1 -	1:40.257	47.605	2:27.862		72.28	6.844	10:46:26.026
2 -	1:34.708	47.290	2:21.998	**(2)**	75.26	0.980	10:48:48.024
3 -	***1:34.149***	***46.869***	***2:21.018***	**(1)**	***75.79***		***10:51:09.042***
4 -	1:34.888	47.587	2:22.475	**(3)**	75.01	1.457	10:53:31.517
5 -	1:38.550						

BMCRC - MRO Championships - Rnd 8 @ Snetterton

ACU TG Junior & Senior Cup & 250 MZs

QUALIFYING - SECTOR ANALYSIS

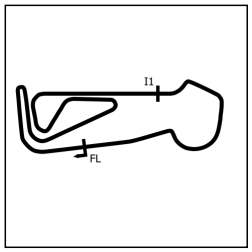

SECTOR 1 = FL to I1, SECTOR 2 = I1 to FL, DIFF = Difference To Personal Best Lap, P = Crossed Finish Line in Pit Lane, D = Time Disallowed

P13 76 S Jamie KING — Kawasaki NINJA 300 - MJL Renewables & Will Garrod

IDEAL LAP TIME : 2:21.601 BEST LAP TIME : 2:21.601 DIFFERENCE : 0.000

LAP	SECTOR 1	SECTOR 2	LAP TIME		MPH	DIFF	TIME OF DAY
1 -	1:40.719	48.234	2:28.953		71.75	7.352	10:46:23.247
2 -	1:34.965	47.834	2:22.799	(2)	74.84	1.198	10:48:46.046
3 -	***1:34.352***	***47.249***	***2:21.601***	**(1)**	***75.48***		***10:51:07.647***
4 -	1:35.304	47.858	2:23.162	(3)	74.65	1.561	10:53:30.809
5 -	1:40.205						

P14 85 MZ Andrew WALES — MZ ETZ 250 - Show Control International

IDEAL LAP TIME : 2:22.372 BEST LAP TIME : 2:22.691 DIFFERENCE : 0.319

LAP	SECTOR 1	SECTOR 2	LAP TIME		MPH	DIFF	TIME OF DAY
1 -	1:37.372	***46.999***	2:24.371		74.03	1.680	10:46:15.772
2 -	1:36.138	47.071	2:23.209		74.63	0.518	10:48:38.981
3 -	1:35.673	47.018	***2:22.691***	**(1)**	***74.90***		***10:51:01.672***
4 -	***1:35.373***	47.339	2:22.712	(2)	74.89	0.021	10:53:24.384
5 -	1:35.798	47.087	2:22.885	(3)	74.80	0.194	10:55:47.269

P15 171 J Danny LEES — Kawasaki NINJA 400 - CAPITAL GROUP LTD. CAPITAL SPRA'

IDEAL LAP TIME : 2:24.352 BEST LAP TIME : 2:24.352 DIFFERENCE : 0.000

LAP	SECTOR 1	SECTOR 2	LAP TIME		MPH	DIFF	TIME OF DAY
1 -	1:45.602	49.357	2:34.959		68.97	10.607	10:46:31.045
2 -	1:37.916	48.118	2:26.034	(3)	73.18	1.682	10:48:57.079
3 -	***1:36.658***	***47.694***	***2:24.352***	**(1)**	***74.04***		***10:51:21.431***
4 -	1:36.708	47.991	2:24.699	(2)	73.86	0.347	10:53:46.130

P16 96 MZ Chris KENT — MZ TS 250 -

IDEAL LAP TIME : 2:26.390 BEST LAP TIME : 2:26.512 DIFFERENCE : 0.122

LAP	SECTOR 1	SECTOR 2	LAP TIME		MPH	DIFF	TIME OF DAY
1 -	1:40.681	***48.471***	2:29.152		71.65	2.640	10:46:20.572
2 -	***1:37.919***	48.593	***2:26.512***	**(1)**	***72.95***		***10:48:47.084***
3 -	1:39.220	49.747	2:28.967	(3)	71.74	2.455	10:51:16.051
4 -	1:39.266	49.186	2:28.452	(2)	71.99	1.940	10:53:44.503

P17 102 MZ Caleb WRIGHT — MZ ETZ 250 - Clover Investments

IDEAL LAP TIME : 2:27.420 BEST LAP TIME : 2:27.420 DIFFERENCE : 0.000

LAP	SECTOR 1	SECTOR 2	LAP TIME		MPH	DIFF	TIME OF DAY
1 -	1:45.056	49.729	2:34.785		69.05	7.365	10:46:32.718
2 -	***1:38.782***	***48.638***	***2:27.420***	**(1)**	***72.50***		***10:49:00.138***
3 -	1:40.107	49.623	2:29.730	(2)	71.38	2.310	10:51:29.868
4 -	1:44.763	49.104	2:33.867	(3)	69.46	6.447	10:54:03.735

P18 54 S Ben SCOTT — Kawasaki NINJA 400 - GI Landscapes VampTech

IDEAL LAP TIME : 2:27.252 BEST LAP TIME : 2:27.596 DIFFERENCE : 0.344

LAP	SECTOR 1	SECTOR 2	LAP TIME		MPH	DIFF	TIME OF DAY
1 -	1:46.237	52.030	2:38.267		67.53	10.671	10:46:40.247
2 -	1:39.340	49.337	2:28.677	(3)	71.88	1.081	10:49:08.924
3 -	1:38.459	***49.158***	2:27.617	(2)	72.40	0.021	10:51:36.541
4 -	***1:38.094***	49.502	***2:27.596***	**(1)**	***72.41***		***10:54:04.137***

P19 82 J Bojan BLAZHEVSKI — Kawasaki NINJA 400 - Smart Car Specialist Limited

IDEAL LAP TIME : 2:27.791 BEST LAP TIME : 2:27.791 DIFFERENCE : 0.000

LAP	SECTOR 1	SECTOR 2	LAP TIME		MPH	DIFF	TIME OF DAY
1 -	1:46.641	50.897	2:37.538		67.84	9.747	10:46:36.403
2 -	1:40.447	50.190	2:30.637	(3)	70.95	2.846	10:49:07.040
3 -	1:40.103	50.025	2:30.128	(2)	71.19	2.337	10:51:37.168
4 -	***1:38.387***	***49.404***	***2:27.791***	**(1)**	***72.31***		***10:54:04.959***

Weather / Track : Bright / Dry

Snetterton 300: 2.9689 miles
Date: 05/09/2026 Start: 10:43 Finish: 10:53

BMCRC - MRO Championships - Rnd 8 @ Snetterton

ACU TG Junior & Senior Cup & 250 MZs

QUALIFYING - SECTOR ANALYSIS

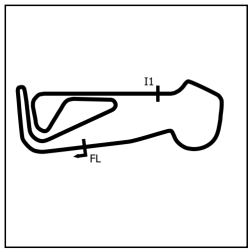

SECTOR 1 = FL to I1, SECTOR 2 = I1 to FL, DIFF = Difference To Personal Best Lap, P = Crossed Finish Line in Pit Lane, D = Time Disallowed

P20 24 S Louis HORWOOD Kawasaki NINJA -

IDEAL LAP TIME : 2:27.708 BEST LAP TIME : 2:27.807 DIFFERENCE : 0.099

LAP	SECTOR 1	SECTOR 2	LAP TIME	MPH	DIFF	TIME OF DAY
1 -	1:47.742	51.295	2:39.037	67.20	11.230	10:46:33.455
2 -	1:38.850	***48.957***	***2:27.807*** **(1)**	***72.31***		***10:49:01.262***
3 -	***1:38.751***	49.105	2:27.856 **(2)**	72.28	0.049	10:51:29.118
4 -	1:40.261	49.184	2:29.445 **(3)**	71.51	1.638	10:53:58.563

P21 53 J Lucas EGGINTON Kawasaki NINJA 400 -

IDEAL LAP TIME : 2:28.147 BEST LAP TIME : 2:28.147 DIFFERENCE : 0.000

LAP	SECTOR 1	SECTOR 2	LAP TIME	MPH	DIFF	TIME OF DAY
1 -	1:58.782	52.594	2:51.376	62.36	23.229	10:47:09.505
2 -	1:40.799	50.632	2:31.431 **(3)**	70.58	3.284	10:49:40.936
3 -	1:39.657	49.975	2:29.632 **(2)**	71.42	1.485	10:52:10.568
4 -	***1:38.710***	***49.437***	***2:28.147*** **(1)**	***72.14***		***10:54:38.715***

P22 13 MZ Gordon RYAN MZ 250 - Prism Work Psychology

IDEAL LAP TIME : 2:27.942 BEST LAP TIME : 2:28.166 DIFFERENCE : 0.224

LAP	SECTOR 1	SECTOR 2	LAP TIME	MPH	DIFF	TIME OF DAY
1 -	1:41.622	49.442	2:31.064	70.75	2.898	10:46:25.022
2 -	1:38.886	49.310	2:28.196 **(2)**	72.12	0.030	10:48:53.218
3 -	1:38.934	***49.232***	***2:28.166*** **(1)**	***72.13***		***10:51:21.384***
4 -	***1:38.710***	49.647	2:28.357 **(3)**	72.04	0.191	10:53:49.741

P23 33 S Patrick KLINGE Kawasaki NINJA 400 - Klingklong Racing

IDEAL LAP TIME : 2:30.955 BEST LAP TIME : 2:30.982 DIFFERENCE : 0.027

LAP	SECTOR 1	SECTOR 2	LAP TIME	MPH	DIFF	TIME OF DAY
1 -	1:48.026	51.794	2:39.820	66.87	8.838	10:46:48.251
2 -	1:41.652	50.866	2:32.518 **(3)**	70.07	1.536	10:49:20.769
3 -	1:40.428	***50.554***	***2:30.982*** **(1)**	***70.79***		***10:51:51.751***
4 -	***1:40.401***	50.702	2:31.103 **(2)**	70.73	0.121	10:54:22.854

P24 89 MZ James MCCORMACK MZ TS 250 -

IDEAL LAP TIME : 2:31.266 BEST LAP TIME : 2:31.654 DIFFERENCE : 0.388

LAP	SECTOR 1	SECTOR 2	LAP TIME	MPH	DIFF	TIME OF DAY
1 -	1:44.421	***50.502***	2:34.923 **(3)**	68.98	3.269	10:46:32.687
2 -	***1:40.764***	50.890	***2:31.654*** **(1)**	***70.47***		***10:49:04.341***
3 -	1:43.169	51.692	2:34.861 **(2)**	69.01	3.207	10:51:39.202
4 -	1:43.370	52.486	2:35.856	68.57	4.202	10:54:15.058

P25 337 S Lee HORWOOD Kawasaki NINJA 300 - Melman Electrical

IDEAL LAP TIME : 2:33.405 BEST LAP TIME : 2:33.405 DIFFERENCE : 0.000

LAP	SECTOR 1	SECTOR 2	LAP TIME	MPH	DIFF	TIME OF DAY
1 -	1:51.903	53.913	2:45.816	64.45	12.411	10:46:41.295
2 -	1:42.463	51.764	2:34.227 **(3)**	69.30	0.822	10:49:15.522
3 -	1:41.959	51.557	2:33.516 **(2)**	69.62	0.111	10:51:49.038
4 -	***1:41.925***	***51.480***	***2:33.405*** **(1)**	***69.67***		***10:54:22.443***

P26 38 MZ Chris PETTET MZ ETZ 250 -

IDEAL LAP TIME : 2:46.313 BEST LAP TIME : 2:46.569 DIFFERENCE : 0.256

LAP	SECTOR 1	SECTOR 2	LAP TIME	MPH	DIFF	TIME OF DAY
1 -	***1:50.241***	56.725	2:46.966 **(2)**	64.01	0.397	10:46:45.903
2 -	1:50.497	***56.072***	***2:46.569*** **(1)**	***64.16***		***10:49:32.472***

Weather / Track : Bright / Dry

Snetterton 300: 2.9689 miles
Date: 05/09/2026 Start: 10:43 Finish: 10:53

BMCRC - MRO Championships - Rnd 8 @ Snetterton

ACU TG Junior & Senior Cup & 250 MZs

QUALIFYING - SECTOR ANALYSIS

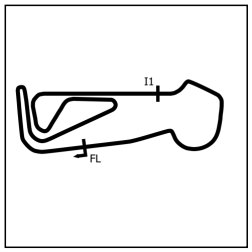

SECTOR 1 = FL to I1, SECTOR 2 = I1 to FL, DIFF = Difference To Personal Best Lap, P = Crossed Finish Line in Pit Lane, D = Time Disallowed

P27 6 MZ Brian ROBERTS MZ 250 EZY - Atherton Creative engineering welding fabrication

IDEAL LAP TIME : 2:59.869 BEST LAP TIME : 3:02.291 DIFFERENCE : 2.422

LAP	SECTOR 1	SECTOR 2	LAP TIME	MPH	DIFF	TIME OF DAY
1 -	2:02.865	1:01.228	3:04.093 **(3)**	58.05	1.802	10:47:06.055
2 -	2:02.309	***1:00.106***	3:02.415 **(2)**	58.59	0.124	10:50:08.470
3 -	2:00.841	1:01.450	***3:02.291*** **(1)**	***58.63***		***10:53:10.761***
4 -	***1:59.763***					

BMCRC - MRO Championships - Rnd 8 @ Snetterton

ACU TG Junior & Senior Cup & 250 MZs

QUALIFYING - BEST SECTORS

	SECTOR 1		SECTOR 2	
POS	NO	TIME	NO	TIME
1	**90**	**1:30.382**	**110**	**44.743**
2	**110**	**1:30.838**	**90**	**44.837**
3	**124**	**1:31.224**	**99**	**44.996**
4	**99**	**1:31.248**	**124**	**45.038**
5	**125**	**1:31.557**	**36**	**45.474**
6	**164**	**1:31.845**	**164**	**45.750**
7	**36**	**1:32.358**	**125**	**45.771**
8	**25**	**1:32.837**	**27**	**45.855**
9	**113**	**1:32.932**	**25**	**45.886**
10	**61**	**1:33.043**	**113**	**46.463**
11	**27**	**1:33.537**	**61**	**46.636**
12	**1**	**1:34.149**	**1**	**46.869**
13	**76**	**1:34.352**	**85**	**46.999**
14	**85**	**1:35.373**	**76**	**47.249**
15	**171**	**1:36.658**	**171**	**47.694**
16	**96**	**1:37.919**	**96**	**48.471**
17	**54**	**1:38.094**	**102**	**48.638**
18	**82**	**1:38.387**	**24**	**48.957**
19	**53**	**1:38.710**	**54**	**49.158**
20	**13**	**1:38.710**	**13**	**49.232**
21	**24**	**1:38.751**	**82**	**49.404**
22	**102**	**1:38.782**	**53**	**49.437**
23	**33**	**1:40.401**	**89**	**50.502**
24	**89**	**1:40.764**	**33**	**50.554**
25	**337**	**1:41.925**	**337**	**51.480**
26	**38**	**1:50.241**	**38**	**56.072**
27	**6**	**1:59.763**	**6**	**1:00.106**

IDEAL / BEST COMPARISON

POS	NO	NAME	IDEAL	BEST	DIFF
		PERFECT LAP	**2:15.125**		
1	**90**	BARRELL	2:15.219	2:15.219	**0.000**
2	**110**	HARTLEY	2:15.581	2:15.613	**0.032**
3	**99**	ROUND	2:16.244	2:16.817	**0.573**
4	**124**	BAKER	2:16.262	2:16.658	**0.396**
5	**125**	WINGATE	2:17.328	2:17.361	**0.033**
6	**164**	COWIE	2:17.595	2:17.595	**0.000**
7	**36**	SOILLEUX	2:17.832	2:18.112	**0.280**
8	**25**	GLEESON	2:18.723	2:18.829	**0.106**
9	**27**	GARROD	2:19.392	2:19.392	**0.000**
10	**113**	MCCARTHY	2:19.395	2:19.559	**0.164**
11	**61**	EVETTS	2:19.679	2:19.679	**0.000**
12	**1**	MANN	2:21.018	2:21.018	**0.000**
13	**76**	KING	2:21.601	2:21.601	**0.000**
14	**85**	WALES	2:22.372	2:22.691	**0.319**
15	**171**	LEES	2:24.352	2:24.352	**0.000**
16	**96**	KENT	2:26.390	2:26.512	**0.122**
17	**54**	SCOTT	2:27.252	2:27.596	**0.344**
18	**102**	WRIGHT	2:27.420	2:27.420	**0.000**
19	**24**	HORWOOD	2:27.708	2:27.807	**0.099**
20	**82**	BLAZHEVSKI	2:27.791	2:27.791	**0.000**
21	**13**	RYAN	2:27.942	2:28.166	**0.224**
22	**53**	EGGINTON	2:28.147	2:28.147	**0.000**
23	**33**	KLINGE	2:30.955	2:30.982	**0.027**
24	**89**	MCCORMACK	2:31.266	2:31.654	**0.388**
25	**337**	HORWOOD	2:33.405	2:33.405	**0.000**
26	**38**	PETTET	2:46.313	2:46.569	**0.256**
27	**6**	ROBERTS	2:59.869	3:02.291	**2.422**

Weather / Track : Bright / Dry

Snetterton 300: 2.9689 miles
Date: 05/09/2026 Start: 10:43 Finish: 10:53

Results can be found at www.tsl-timing.com

Printed - 10:58 Saturday, 05 September 2026

BMCRC - MRO Championships - Rnd 8 @ Snetterton

ACU TG Junior & Senior Cup & 250 MZs

QUALIFYING - STATISTICS

Competitors Started	27
Planned Start	2026-09-05 @ 10:31:00.000
Actual Start	2026-09-05 @ 10:43:37.161
Finish Time	2026-09-05 @ 10:53:35.682
Track Length	2.9689mi.
Total Laps	114
Total Distance Covered	338.4559mi.

Session Fastest Lap History

NO	CL	NAME	LAP TIME	TIME OF DAY	LAP	VEHICLE
110	J	**Tyler HARTLEY**	**2:19.646**	10:46:09.354	1	Kawasaki NINJA 400
110	J	**Tyler HARTLEY**	**2:16.704**	10:48:26.058	2	Kawasaki NINJA 400
124	J	**Harley BAKER**	**2:16.658**	10:48:28.730	2	Kawasaki NINJA 400
110	J	**Tyler HARTLEY**	**2:15.947**	10:50:42.005	3	Kawasaki NINJA 400
90	J	**Harry BARRELL**	**2:15.576**	10:51:18.165	3	Kawasaki NINJA 400
90	J	**Harry BARRELL**	**2:15.219**	10:53:33.384	4	Kawasaki NINJA 400

Flag History

TYPE	TIME OF DAY
GREEN	10:43:37.161
FINISH	10:53:35.682

Flag Statistics

TYPE	COUNT	TOTAL LAPS	TOTAL TIME
Green	1	5	14:05.546
Red	0	0	0.000
Safety Car	0	0	0.000
FCY	0	0	0.000

BMCRC - MRO Championships - Rnd 8 @ Snetterton

ACU TG Junior & Senior Cup & 250 MZs

QUALIFYING - STATISTICS

CLASS : J

14 Starters

Fastest Lap History

NO	NAME	LAP TIME	TIME OF DAY	LAP	VEHICLE
110	**Tyler HARTLEY**	**2:19.646**	10:46:09.354	1	Kawasaki NINJA 400
110	**Tyler HARTLEY**	**2:16.704**	10:48:26.058	2	Kawasaki NINJA 400
124	**Harley BAKER**	**2:16.658**	10:48:28.730	2	Kawasaki NINJA 400
110	**Tyler HARTLEY**	**2:15.947**	10:50:42.005	3	Kawasaki NINJA 400
90	**Harry BARRELL**	**2:15.576**	10:51:18.165	3	Kawasaki NINJA 400
90	**Harry BARRELL**	**2:15.219**	10:53:33.384	4	Kawasaki NINJA 400

BMCRC - MRO Championships - Rnd 8 @ Snetterton

ACU TG Junior & Senior Cup & 250 MZs

QUALIFYING - STATISTICS

CLASS : S

5 Starters

Fastest Lap History

NO	NAME	LAP TIME	TIME OF DAY	LAP	VEHICLE
76	**Jamie KING**	**2:28.953**	10:46:23.247	1	Kawasaki NINJA 300
76	**Jamie KING**	**2:22.799**	10:48:46.046	2	Kawasaki NINJA 300
76	**Jamie KING**	**2:21.601**	10:51:07.647	3	Kawasaki NINJA 300

BMCRC - MRO Championships - Rnd 8 @ Snetterton

ACU TG Junior & Senior Cup & 250 MZs

QUALIFYING - STATISTICS

CLASS : MZ

8 Starters

Fastest Lap History

NO	NAME	LAP TIME	TIME OF DAY	LAP	VEHICLE
85	**Andrew WALES**	**2:24.371**	10:46:15.772	1	MZ ETZ 250
85	**Andrew WALES**	**2:23.209**	10:48:38.981	2	MZ ETZ 250
1	**Alexander MANN**	**2:21.998**	10:48:48.024	2	MZ TS 250
1	**Alexander MANN**	**2:21.018**	10:51:09.042	3	MZ TS 250

TEAM GREEN JUNIOR CUP | Kawasaki SENIOR NINJA SERIES | BMZRC 250 MZS

BMCRC - MRO Championships - Rnd 8 @ Snetterton

ACU TG Junior & Senior Cup & 250 MZs

RACE 8 - GRID (5 Laps)

ROW 11				3:02.291	32 **6** Brian ROBERTS		2:46.569	31 **38** Chris PETTET
ROW 10	2:31.654	30 **89** James MCCORMACK		2:28.166	29 **13** Gordon RYAN		2:27.420	28 **102** Caleb WRIGHT
ROW 9			2:26.512	27 **96** Chris KENT		2:22.691	26 **85** Andrew WALES		2:21.018	25 **1** Alexander MANN
ROW 8								
ROW 7			21 **83** Harrison SUTTON			20 **16** Lucas KING		2:33.405	19 **337** Lee HORWOOD
ROW 6	2:30.982	18 **33** Patrick KLINGE		2:28.147	17 **53** Lucas EGGINTON		2:27.807	16 **24** Louis HORWOOD
ROW 5			2:27.791	15 **82** Bojan BLAZHEVSKI		2:27.596	14 **54** Ben SCOTT		2:24.352	13 **171** Danny LEES
ROW 4	2:21.601	12 **76** Jamie KING		2:19.679	11 **61** Ollie EVETTS		2:19.559	10 **113** Annabelle MCCARTHY
ROW 3			2:19.392	9 **27** Alfie GARROD		2:18.829	8 **25** Chloe GLEESON		2:18.112	7 **36** Leo SOILLEUX
ROW 2	2:17.595	6 **164** George COWIE		2:17.361	5 **125** Isabelle WINGATE		2:16.817	4 **99** William ROUND
ROW 1			2:16.658	3 **124** Harley BAKER		2:15.613	2 **110** Tyler HARTLEY		2:15.219	1 **90** Harry BARRELL

Pole

These results are provisional until the conclusion of any judicial and technical matters.

Snetterton 300: 2.9689 miles

Clerk Of Course: Den Grant / Caroline Patterson	Timekeeper: Richard Evans	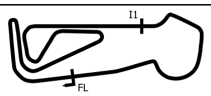

Results can be found at www.tsl-timing.com

Printed - 11:00 Saturday, 05 September 2026

TSL SPORTS TIMING TIMING SOLUTIONS LTD

MOTORCYCLE RACING ORGANISATION MRO







BMCRC - MRO Championships - Rnd 8 @ Snetterton

ACU TG Junior & Senior Cup & 250 MZs

RACE 8 - CLASSIFICATION

Race Distance: 5 Laps / 14.84 miles

POS	NO	CL	PIC	NAME	ENTRY	LAPS	TIME	GAP	DIFF	MPH	BEST	ON	GRD	↑↓
1	**90**	J	1	**Harry BARRELL**	Kawasaki NINJA 400 - CERAKOTE UK	**5**	11:18.028			78.81	**2:14.452**	2	1	0
2	**110**	J	2	**Tyler HARTLEY**	Kawasaki NINJA 400 - DWRacing	**5**	11:21.143	**3.115**	3.115	78.45	**2:14.770**	3	2	0
3	**124**	J	3	**Harley BAKER**	Kawasaki NINJA 400 - KGB Property Maintenance Services	**5**	11:26.287	**8.259**	5.144	77.86	**2:16.084**	3	3	0
4	**99**	J	4	**William ROUND**	Kawasaki NINJA - Round Racing	**5**	11:26.537	**8.509**	0.250	77.84	**2:15.541**	3	4	0
5	**164**	J	5	**George COWIE**	Kawasaki NINJA 400 - Dad	**5**	11:26.673	**8.645**	0.136	77.82	**2:15.757**	3	6	1
6	**27**	J	6	**Alfie GARROD**	Kawasaki NINJA 400 - ATP Motorsport	**5**	11:34.002	**15.974**	7.329	77.00	**2:16.274**	2	9	3
7	**125**	J	7	**Isabelle WINGATE**	Kawasaki NINJA 400 - NPS, Tripz.uk, PermaGroup, ARN Ra	**5**	11:34.993	**16.965**	0.991	76.89	**2:17.041**	2	5	-2
8	**36**	J	8	**Leo SOILLEUX**	Kawasaki EX400 -	**5**	11:35.056	**17.028**	0.063	76.88	**2:16.538**	3	7	-1
9	**113**	J	9	**Annabelle MCCARTHY**	Kawasaki NINJA 400 -	**5**	11:39.975	**21.947**	4.919	76.34	**2:17.716**	3	10	1
10	**61**	J	10	**Ollie EVETTS**	Kawasaki NINJA 400 - C E Vehicle Repairs Ltd	**5**	11:52.810	**34.782**	12.835	74.97	**2:21.329**	2	11	1
11	**171**	J	11	**Danny LEES**	Kawasaki NINJA 400 - CAPITAL GROUP LTD. CAPITAL SP	**5**	12:05.713	**47.685**	12.903	73.63	**2:22.252**	4	13	2
12	**54**	S	1	**Ben SCOTT**	Kawasaki NINJA 400 - GI Landscapes VampTech	**5**	12:22.803	**1:04.775**	17.090	71.94	**2:27.081**	4	14	2
13	**53**	J	12	**Lucas EGGINTON**	Kawasaki NINJA 400 -	**5**	12:23.057	**1:05.029**	0.254	71.91	**2:26.957**	4	17	4
14	**1**	MZ	1	**Alexander MANN**	MZ TS 250 - HS RACING	**5**	12:25.394	**1:07.366**	2.337	71.69	**2:20.965**	2	22	8
15	**85**	MZ	2	**Andrew WALES**	MZ ETZ 250 - Show Control International	**5**	12:25.573	**1:07.545**	0.179	71.67	**2:21.113**	2	23	8
16	**82**	J	13	**Bojan BLAZHEVSKI**	Kawasaki NINJA 400 - Smart Car Specialist Limited	**5**	12:32.626	**1:14.598**	7.053	71.00	**2:27.736**	4	15	-1
17	**24**	S	2	**Louis HORWOOD**	Kawasaki NINJA -	**5**	12:33.226	**1:15.198**	0.600	70.94	**2:26.932**	4	16	-1
18	**33**	S	3	**Patrick KLINGE**	Kawasaki NINJA 400 - Klingklong Racing	**5**	12:37.843	**1:19.815**	4.617	70.51	**2:29.454**	5	18	0
19	**102**	MZ	3	**Caleb WRIGHT**	MZ ETZ 250 - Clover Investments	**5**	12:48.527	**1:30.499**	10.684	69.53	**2:25.145**	5	25	6
20	**96**	MZ	4	**Chris KENT**	MZ TS 250 -	**5**	12:48.905	**1:30.877**	0.378	69.50	**2:25.610**	5	24	4
21	**13**	MZ	5	**Gordon RYAN**	MZ 250 - Prism Work Psychology	**5**	12:49.508	**1:31.480**	0.603	69.44	**2:26.215**	5	26	5
22	**337**	S	4	**Lee HORWOOD**	Kawasaki NINJA 300 - Melman Electrical	**5**	13:05.046	**1:47.018**	15.538	68.07	**2:35.332**	5	19	-3
23	**89**	MZ	6	**James MCCORMACK**	MZ TS 250 -	**5**	13:14.146	**1:56.118**	9.100	67.29	**2:31.468**	3	27	4
24	**6**	MZ	7	**Brian ROBERTS**	MZ 250 EZY - Atherton Creative engineering welding fabricat	**4**	12:21.479	**1 Lap**	1 Lap	57.65	**2:53.105**	4	29	5

NOT CLASSIFIED

DNF	**25**	J		**Chloe GLEESON**	Kawasaki NINJA 400 - Sussex Independent Financial Advise	**1**	2:23.540	**4 Laps**	3 Laps	74.46			8	

NOT STARTED

NS	**76**	S		**Jamie KING**	Kawasaki NINJA 300 - MJL Renewables & Will Garrod								12	
NS	**16**	J		**Lucas KING**	Kawasaki NINJA 400 - NW racing/ cable house								20	
NS	**83**	J		**Harrison SUTTON**	Kawasaki NINJA 400 -								21	
NS	**38**	MZ		**Chris PETTET**	MZ ETZ 250 -								28	

FASTEST LAP

	90	J	**Harry BARRELL**	Kawasaki NINJA 400 - CERAKOTE UK	**2**	2:14.452	79.49 mph	127.93 kph	
	1	MZ	**Alexander MANN**	MZ TS 250 - HS RACING	**2**	2:20.965	75.82 mph	122.02 kph	
	24	S	**Louis HORWOOD**	Kawasaki NINJA -	**4**	2:26.932	72.74 mph	117.06 kph	

Class J - 92.5% of Race Speed = 72.89 mph
Class S - 92.5% of Race Speed = 66.54 mph
Class MZ - 92.5% of Race Speed = 66.31 mph

Weather / Track : Bright / Dry
These results are provisional until the conclusion of any judicial and technical matters.

Date: 05/09/2026 Start: 14:49 Finish: 15:00
Snetterton 300: 2.9689 miles

Clerk Of Course: Den Grant / Caroline Patterson	Timekeeper: Richard Evans	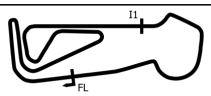

Results can be found at www.tsl-timing.com

Printed - 15:03 Saturday, 05 September 2026







BMCRC - MRO Championships - Rnd 8 @ Snetterton

ACU TG Junior & Senior Cup & 250 MZs

RACE 8 - LAP CHART

LAP 1 @ 14:51:55.001

NO	BEHIND	LAP TIME
90		2:19.022
110	0.757	2:19.779
124	1.403	2:20.425
99	2.241	2:21.263
164	2.502	2:21.524
125	4.321	2:23.343
25	4.518	2:23.540
27	4.659	2:23.681
113	4.914	2:23.936
36	5.975	2:24.997
61	7.039	2:26.061
171	12.754	2:31.776
54	13.795	2:32.817
53	14.561	2:33.583
82	17.035	2:36.057
24	18.073	2:37.095
337	19.137	2:38.159
33	19.367	2:38.389
1	40.187	2:59.209
85	40.236	2:59.258
102	43.742	3:02.764
96	43.889	3:02.911
13	44.914	3:03.936
89	48.081	3:07.103
6	1:19.004	3:38.026

LAP 2 @ 14:54:09.453

NO	BEHIND	LAP TIME
90		2:14.452
110	1.827	2:15.522
124	3.529	2:16.578
99	3.608	2:15.819
164	4.049	2:15.999
27	6.481	2:16.274
125	6.910	2:17.041
113	9.010	2:18.548
36	9.038	2:17.515
61	13.916	2:21.329
171	22.667	2:24.365
54	26.969	2:27.626
53	27.438	2:27.329
82	32.413	2:29.830
24	33.154	2:29.533
33	34.392	2:29.477
337	43.113	2:38.428
1	46.700	2:20.965
85	46.897	2:21.113
96	56.142	2:26.705
102	56.472	2:27.182
13	56.781	2:26.319
89	1:05.528	2:31.899
6	1:57.872	2:53.320

LAP 3 @ 14:56:23.928

NO	BEHIND	LAP TIME
90		2:14.475
110	2.122	2:14.770
99	4.674	2:15.541
124	5.138	2:16.084
164	5.331	2:15.757
27	9.504	2:17.498
125	9.876	2:17.441
36	11.101	2:16.538
113	12.251	2:17.716
61	21.155	2:21.714
171	31.663	2:23.471
54	40.407	2:27.913
53	40.554	2:27.591
82	47.348	2:29.410
24	48.097	2:29.418
33	49.433	2:29.516
1	54.198	2:21.973
85	54.346	2:21.924
337	1:05.637	2:36.999
102	1:08.678	2:26.681
96	1:08.798	2:27.131
13	1:08.854	2:26.548
89	1:22.521	2:31.468

LAP 4 @ 14:58:38.396

NO	BEHIND	LAP TIME
90		2:14.468
110	2.954	2:15.300
124	6.906	2:16.236
99	7.021	2:16.815
164	7.308	2:16.445
27	13.093	2:18.057
125	15.199	2:19.791
36	15.202	2:18.569
113	17.558	2:19.775
6	1 Lap	2:57.028
61	28.425	2:21.738
171	39.447	2:22.252
54	53.020	2:27.081
53	53.043	2:26.957
24	1:00.561	2:26.932
82	1:00.616	2:27.736
1	1:01.173	2:21.443
85	1:01.265	2:21.387
33	1:05.972	2:31.007
13	1:20.876	2:26.490
96	1:20.878	2:26.548
102	1:20.965	2:26.755
337	1:27.297	2:36.128
89	1:39.733	2:31.680

LAP 5 @ 15:00:54.007

NO	BEHIND	LAP TIME
90		2:15.611
110	3.115	2:15.772
124	8.259	2:16.964
99	8.509	2:17.099
164	8.645	2:16.948
27	15.974	2:18.492
125	16.965	2:17.377
36	17.028	2:17.437
113	21.947	2:20.000
61	34.782	2:21.968
171	47.685	2:23.849
6	1 Lap	2:53.105
54	1:04.775	2:27.366
53	1:05.029	2:27.597
1	1:07.366	2:21.804
85	1:07.545	2:21.891
82	1:14.598	2:29.593
24	1:15.198	2:30.248
33	1:19.815	2:29.454
102	1:30.499	2:25.145
96	1:30.877	2:25.610
13	1:31.480	2:26.215
337	1:47.018	2:35.332
89	1:56.118	2:31.996

Weather / Track : Bright / Dry

Snetterton 300: 2.9689 miles
Date: 05/09/2026 Start: 14:49 Finish: 15:00

Results can be found at www.tsl-timing.com

Printed - 15:03 Saturday, 05 September 2026

BMCRC - MRO Championships - Rnd 8 @ Snetterton

ACU TG Junior & Senior Cup & 250 MZs

RACE 8 - POSITION CHART

No	Name	Lap Pos	1	2	3	4	5
90	BARRELL	1	90	90	90	90	90
110	HARTLEY	2	110	110	110	110	110
124	BAKER	3	124	124	99	124	124
99	ROUND	4	99	99	124	99	99
125	WINGATE	5	164	164	164	164	164
164	COWIE	6	125	27	27	27	27
36	SOILLEUX	7	25	125	125	125	125
25	GLEESON	8	27	113	36	36	36
27	GARROD	9	113	36	113	113	113
113	MCCARTHY	10	36	61	61	61	61
61	EVETTS	11	61	171	171	171	171
76	KING	12	171	54	54	54	54
171	LEES	13	54	53	53	53	53
54	SCOTT	14	53	82	82	24	1
82	BLAZHEVSKI	15	82	24	24	82	85
24	HORWOOD	16	24	33	33	1	82
53	EGGINTON	17	337	337	1	85	24
33	KLINGE	18	33	1	85	33	33
337	HORWOOD	19	1	85	337	13	102
16	KING	20	85	96	102	96	96
83	SUTTON	21	102	102	96	102	13
1	MANN	22	96	13	13	337	337
85	WALES	23	13	89	89	89	89
96	KENT	24	89	6	6	6	
102	WRIGHT	25	6				
13	RYAN	26					
89	MCCORMACK	27					
38	PETTET	28					
6	ROBERTS	29					

Weather / Track : Bright / Dry

Snetterton 300: 2.9689 miles
Date: 05/09/2026 Start: 14:49 Finish: 15:00

Results can be found at www.tsl-timing.com

Printed - 15:03 Saturday, 05 September 2026

BMCRC - MRO Championships - Rnd 8 @ Snetterton

ACU TG Junior & Senior Cup & 250 MZs

RACE 8 - SECTOR ANALYSIS

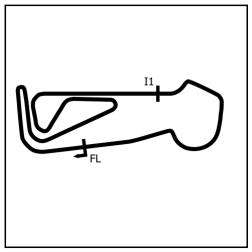

SECTOR 1 = FL to I1, SECTOR 2 = I1 to FL, DIFF = Difference To Personal Best Lap, P = Crossed Finish Line in Pit Lane, D = Time Disallowed

P1 90 J Harry BARRELL

Kawasaki NINJA 400 - CERAKOTE UK

IDEAL LAP TIME : 2:14.298 BEST LAP TIME : 2:14.452 DIFFERENCE : 0.154

LAP	SECTOR 1	SECTOR 2	LAP TIME		MPH	DIFF	TIME OF DAY
1 -		***44.355***	2:19.022		76.88	4.570	14:51:55.001
2 -	***1:29.943***	44.509	***2:14.452***	***(1)***	***79.49***		***14:54:09.453***
3 -	1:30.022	44.453	2:14.475	**(3)**	79.48	0.023	14:56:23.928
4 -	1:30.059	44.409	2:14.468	**(2)**	79.48	0.016	14:58:38.396
5 -	1:30.499	45.112	2:15.611		78.81	1.159	15:00:54.007

P2 110 J Tyler HARTLEY

Kawasaki NINJA 400 - DWRacing

IDEAL LAP TIME : 2:14.570 BEST LAP TIME : 2:14.770 DIFFERENCE : 0.200

LAP	SECTOR 1	SECTOR 2	LAP TIME		MPH	DIFF	TIME OF DAY
1 -		***44.729***	2:19.779		76.46	5.009	14:51:55.758
2 -	1:30.571	44.951	2:15.522	**(3)**	78.86	0.752	14:54:11.280
3 -	***1:29.841***	44.929	***2:14.770***	***(1)***	***79.30***		***14:56:26.050***
4 -	1:30.474	44.826	2:15.300	**(2)**	78.99	0.530	14:58:41.350
5 -	1:30.666	45.106	2:15.772		78.72	1.002	15:00:57.122

P3 124 J Harley BAKER

Kawasaki NINJA 400 - KGB Property Maintenance Services Ltd

IDEAL LAP TIME : 2:15.837 BEST LAP TIME : 2:16.084 DIFFERENCE : 0.247

LAP	SECTOR 1	SECTOR 2	LAP TIME		MPH	DIFF	TIME OF DAY
1 -		***44.928***	2:20.425		76.11	4.341	14:51:56.404
2 -	1:31.075	45.503	2:16.578	**(3)**	78.25	0.494	14:54:12.982
3 -	1:31.078	45.006	***2:16.084***	***(1)***	***78.54***		***14:56:29.066***
4 -	***1:30.909***	45.327	2:16.236	**(2)**	78.45	0.152	14:58:45.302
5 -	1:31.655	45.309	2:16.964		78.03	0.880	15:01:02.266

P4 99 J William ROUND

Kawasaki NINJA - Round Racing

IDEAL LAP TIME : 2:15.468 BEST LAP TIME : 2:15.541 DIFFERENCE : 0.073

LAP	SECTOR 1	SECTOR 2	LAP TIME		MPH	DIFF	TIME OF DAY
1 -		***44.777***	2:21.263		75.66	5.722	14:51:57.242
2 -	1:30.901	44.918	2:15.819	**(2)**	78.69	0.278	14:54:13.061
3 -	***1:30.691***	44.850	***2:15.541***	***(1)***	***78.85***		***14:56:28.602***
4 -	1:31.449	45.366	2:16.815	**(3)**	78.12	1.274	14:58:45.417
5 -	1:31.618	45.481	2:17.099		77.95	1.558	15:01:02.516

P5 164 J George COWIE

Kawasaki NINJA 400 - Dad

IDEAL LAP TIME : 2:15.632 BEST LAP TIME : 2:15.757 DIFFERENCE : 0.125

LAP	SECTOR 1	SECTOR 2	LAP TIME		MPH	DIFF	TIME OF DAY
1 -		45.093	2:21.524		75.52	5.767	14:51:57.503
2 -	1:30.942	***45.057***	2:15.999	**(2)**	78.58	0.242	14:54:13.502
3 -	***1:30.575***	45.182	***2:15.757***	***(1)***	***78.72***		***14:56:29.259***
4 -	1:31.344	45.101	2:16.445	**(3)**	78.33	0.688	14:58:45.704
5 -	1:31.544	45.404	2:16.948		78.04	1.191	15:01:02.652

P6 27 J Alfie GARROD

Kawasaki NINJA 400 - ATP Motorsport

IDEAL LAP TIME : 2:16.274 BEST LAP TIME : 2:16.274 DIFFERENCE : 0.000

LAP	SECTOR 1	SECTOR 2	LAP TIME		MPH	DIFF	TIME OF DAY
1 -		45.468	2:23.681		74.38	7.407	14:51:59.660
2 -	***1:30.919***	***45.355***	***2:16.274***	***(1)***	***78.43***		***14:54:15.934***
3 -	1:32.079	45.419	2:17.498	**(2)**	77.73	1.224	14:56:33.432
4 -	1:32.411	45.646	2:18.057	**(3)**	77.41	1.783	14:58:51.489
5 -	1:32.796	45.696	2:18.492		77.17	2.218	15:01:09.981

BMCRC - MRO Championships - Rnd 8 @ Snetterton

ACU TG Junior & Senior Cup & 250 MZs

RACE 8 - SECTOR ANALYSIS

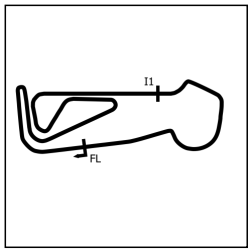

SECTOR 1 = FL to I1, SECTOR 2 = I1 to FL, DIFF = Difference To Personal Best Lap, P = Crossed Finish Line in Pit Lane, D = Time Disallowed

P7 125 J Isabelle WINGATE

Kawasaki NINJA 400 - NPS, Tripz.uk, PermaGroup, ARN Race

IDEAL LAP TIME : 2:16.816 BEST LAP TIME : 2:17.041 DIFFERENCE : 0.225

LAP	SECTOR 1	SECTOR 2	LAP TIME	MPH	DIFF	TIME OF DAY
1 -		***45.664***	2:23.343	74.56	6.302	14:51:59.322
2 -	***1:31.152***	45.889	***2:17.041*** **(1)**	***77.99***		***14:54:16.363***
3 -	1:31.661	45.780	2:17.441 **(3)**	77.76	0.400	14:56:33.804
4 -	1:32.267	47.524	2:19.791	76.45	2.750	14:58:53.595
5 -	1:31.656	45.721	2:17.377 **(2)**	77.80	0.336	15:01:10.972

P8 36 J Leo SOILLEUX

Kawasaki EX400 -

IDEAL LAP TIME : 2:16.538 BEST LAP TIME : 2:16.538 DIFFERENCE : 0.000

LAP	SECTOR 1	SECTOR 2	LAP TIME	MPH	DIFF	TIME OF DAY
1 -		45.771	2:24.997	73.71	8.459	14:52:00.976
2 -	1:31.475	46.040	2:17.515 **(3)**	77.72	0.977	14:54:18.491
3 -	***1:31.068***	***45.470***	***2:16.538*** **(1)**	***78.27***		***14:56:35.029***
4 -	1:31.088	47.481	2:18.569	77.13	2.031	14:58:53.598
5 -	1:31.755	45.682	2:17.437 **(2)**	77.76	0.899	15:01:11.035

P9 113 J Annabelle MCCARTHY

Kawasaki NINJA 400 -

IDEAL LAP TIME : 2:16.902 BEST LAP TIME : 2:17.716 DIFFERENCE : 0.814

LAP	SECTOR 1	SECTOR 2	LAP TIME	MPH	DIFF	TIME OF DAY
1 -		45.639	2:23.936	74.25	6.220	14:51:59.915
2 -	***1:31.417***	47.131	2:18.548 **(2)**	77.14	0.832	14:54:18.463
3 -	1:32.231	***45.485***	***2:17.716*** **(1)**	***77.60***		***14:56:36.179***
4 -	1:33.058	46.717	2:19.775 **(3)**	76.46	2.059	14:58:55.954
5 -	1:33.527	46.473	2:20.000	76.34	2.284	15:01:15.954

P10 61 J Ollie EVETTS

Kawasaki NINJA 400 - C E Vehicle Repairs Ltd

IDEAL LAP TIME : 2:20.289 BEST LAP TIME : 2:21.329 DIFFERENCE : 1.040

LAP	SECTOR 1	SECTOR 2	LAP TIME	MPH	DIFF	TIME OF DAY
1 -		***46.346***	2:26.061	73.17	4.732	14:52:02.040
2 -	***1:33.943***	47.386	***2:21.329*** **(1)**	***75.62***		***14:54:23.369***
3 -	1:34.287	47.427	2:21.714 **(2)**	75.42	0.385	14:56:45.083
4 -	1:34.636	47.102	2:21.738 **(3)**	75.40	0.409	14:59:06.821
5 -	1:34.803	47.165	2:21.968	75.28	0.639	15:01:28.789

P11 171 J Danny LEES

Kawasaki NINJA 400 - CAPITAL GROUP LTD. CAPITAL SPRA`

IDEAL LAP TIME : 2:22.236 BEST LAP TIME : 2:22.252 DIFFERENCE : 0.016

LAP	SECTOR 1	SECTOR 2	LAP TIME	MPH	DIFF	TIME OF DAY
1 -		48.545	2:31.776	70.41	9.524	14:52:07.755
2 -	1:36.432	47.933	2:24.365	74.03	2.113	14:54:32.120
3 -	1:36.006	***47.465***	2:23.471 **(2)**	74.49	1.219	14:56:55.591
4 -	***1:34.771***	47.481	***2:22.252*** **(1)**	***75.13***		***14:59:17.843***
5 -	1:36.384	***47.465***	2:23.849 **(3)**	74.30	1.597	15:01:41.692

P12 54 S Ben SCOTT

Kawasaki NINJA 400 - GI Landscapes VampTech

IDEAL LAP TIME : 2:26.552 BEST LAP TIME : 2:27.081 DIFFERENCE : 0.529

LAP	SECTOR 1	SECTOR 2	LAP TIME	MPH	DIFF	TIME OF DAY
1 -		***48.848***	2:32.817	69.94	5.736	14:52:08.796
2 -	1:38.210	49.416	2:27.626 **(3)**	72.39	0.545	14:54:36.422
3 -	1:38.233	49.680	2:27.913	72.25	0.832	14:57:04.335
4 -	***1:37.704***	49.377	***2:27.081*** **(1)**	***72.66***		***14:59:31.416***
5 -	1:37.991	49.375	2:27.366 **(2)**	72.52	0.285	15:01:58.782

BMCRC - MRO Championships - Rnd 8 @ Snetterton

ACU TG Junior & Senior Cup & 250 MZs

RACE 8 - SECTOR ANALYSIS

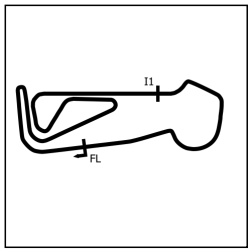

SECTOR 1 = FL to I1, SECTOR 2 = I1 to FL, DIFF = Difference To Personal Best Lap, P = Crossed Finish Line in Pit Lane, D = Time Disallowed

P13 53 J Lucas EGGINTON — Kawasaki NINJA 400 -

IDEAL LAP TIME : 2:26.884 BEST LAP TIME : 2:26.957 DIFFERENCE : 0.073

LAP	SECTOR 1	SECTOR 2	LAP TIME	MPH	DIFF	TIME OF DAY
1 -		49.198	2:33.583	69.59	6.626	14:52:09.562
2 -	***1:37.813***	49.516	2:27.329 **(2)**	72.54	0.372	14:54:36.891
3 -	1:38.226	49.365	2:27.591 **(3)**	72.41	0.634	14:57:04.482
4 -	1:37.886	***49.071***	***2:26.957*** **(1)**	***72.72***		***14:59:31.439***
5 -	1:38.349	49.248	2:27.597	72.41	0.640	15:01:59.036

P14 1 MZ Alexander MANN — MZ TS 250 - HS RACING

IDEAL LAP TIME : 2:20.793 BEST LAP TIME : 2:20.965 DIFFERENCE : 0.172

LAP	SECTOR 1	SECTOR 2	LAP TIME	MPH	DIFF	TIME OF DAY
1 -		46.812	2:59.209	59.64	38.244	14:52:35.188
2 -	1:34.504	***46.461***	***2:20.965*** **(1)**	***75.82***		***14:54:56.153***
3 -	1:34.881	47.092	2:21.973	75.28	1.008	14:57:18.126
4 -	***1:34.332***	47.111	2:21.443 **(2)**	75.56	0.478	14:59:39.569
5 -	1:35.228	46.576	2:21.804 **(3)**	75.37	0.839	15:02:01.373

P15 85 MZ Andrew WALES — MZ ETZ 250 - Show Control International

IDEAL LAP TIME : 2:20.517 BEST LAP TIME : 2:21.113 DIFFERENCE : 0.596

LAP	SECTOR 1	SECTOR 2	LAP TIME	MPH	DIFF	TIME OF DAY
1 -		***46.117***	2:59.258	59.62	38.145	14:52:35.237
2 -	1:34.461	46.652	***2:21.113*** **(1)**	***75.74***		***14:54:56.350***
3 -	1:34.660	47.264	2:21.924	75.30	0.811	14:57:18.274
4 -	***1:34.400***	46.987	2:21.387 **(2)**	75.59	0.274	14:59:39.661
5 -	1:35.127	46.764	2:21.891 **(3)**	75.32	0.778	15:02:01.552

P16 82 J Bojan BLAZHEVSKI — Kawasaki NINJA 400 - Smart Car Specialist Limited

IDEAL LAP TIME : 2:27.736 BEST LAP TIME : 2:27.736 DIFFERENCE : 0.000

LAP	SECTOR 1	SECTOR 2	LAP TIME	MPH	DIFF	TIME OF DAY
1 -		50.379	2:36.057	68.48	8.321	14:52:12.036
2 -	1:38.879	50.951	2:29.830	71.33	2.094	14:54:41.866
3 -	1:39.072	50.338	2:29.410 **(2)**	71.53	1.674	14:57:11.276
4 -	***1:37.688***	***50.048***	***2:27.736*** **(1)**	***72.34***		***14:59:39.012***
5 -	1:38.807	50.786	2:29.593 **(3)**	71.44	1.857	15:02:08.605

P17 24 S Louis HORWOOD — Kawasaki NINJA -

IDEAL LAP TIME : 2:26.932 BEST LAP TIME : 2:26.932 DIFFERENCE : 0.000

LAP	SECTOR 1	SECTOR 2	LAP TIME	MPH	DIFF	TIME OF DAY
1 -		50.890	2:37.095	68.03	10.163	14:52:13.074
2 -	1:38.414	51.119	2:29.533 **(3)**	71.47	2.601	14:54:42.607
3 -	1:38.768	50.650	2:29.418 **(2)**	71.53	2.486	14:57:12.025
4 -	***1:38.226***	***48.706***	***2:26.932*** **(1)**	***72.74***		***14:59:38.957***
5 -	1:40.088	50.160	2:30.248	71.13	3.316	15:02:09.205

P18 33 S Patrick KLINGE — Kawasaki NINJA 400 - Klingklong Racing

IDEAL LAP TIME : 2:28.697 BEST LAP TIME : 2:29.454 DIFFERENCE : 0.757

LAP	SECTOR 1	SECTOR 2	LAP TIME	MPH	DIFF	TIME OF DAY
1 -		50.242	2:38.389	67.47	8.935	14:52:14.368
2 -	***1:39.085***	50.392	2:29.477 **(2)**	71.50	0.023	14:54:43.845
3 -	1:39.904	***49.612***	2:29.516 **(3)**	71.48	0.062	14:57:13.361
4 -	1:39.194	51.813	2:31.007	70.77	1.553	14:59:44.368
5 -	1:39.780	49.674	***2:29.454*** **(1)**	***71.51***		***15:02:13.822***

BMCRC - MRO Championships - Rnd 8 @ Snetterton

ACU TG Junior & Senior Cup & 250 MZs

RACE 8 - SECTOR ANALYSIS

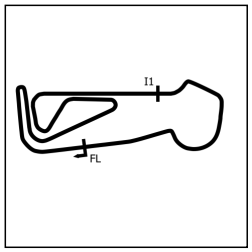

SECTOR 1 = FL to I1, SECTOR 2 = I1 to FL, DIFF = Difference To Personal Best Lap, P = Crossed Finish Line in Pit Lane, D = Time Disallowed

P19 102 MZ Caleb WRIGHT

MZ ETZ 250 - Clover Investments

IDEAL LAP TIME : 2:25.145 BEST LAP TIME : 2:25.145 DIFFERENCE : 0.000

LAP	SECTOR 1	SECTOR 2	LAP TIME		MPH	DIFF	TIME OF DAY
1 -		48.428	3:02.764		58.47	37.619	14:52:38.743
2 -	1:38.182	49.000	2:27.182		72.61	2.037	14:55:05.925
3 -	1:37.930	48.751	2:26.681	(2)	72.86	1.536	14:57:32.606
4 -	1:38.269	48.486	2:26.755	(3)	72.82	1.610	14:59:59.361
5 -	***1:37.088***	***48.057***	***2:25.145***	**(1)**	***73.63***		***15:02:24.506***

P20 96 MZ Chris KENT

MZ TS 250 -

IDEAL LAP TIME : 2:25.355 BEST LAP TIME : 2:25.610 DIFFERENCE : 0.255

LAP	SECTOR 1	SECTOR 2	LAP TIME		MPH	DIFF	TIME OF DAY
1 -		***47.772***	3:02.911		58.43	37.301	14:52:38.890
2 -	1:37.990	48.715	2:26.705	(3)	72.85	1.095	14:55:05.595
3 -	1:38.137	48.994	2:27.131		72.64	1.521	14:57:32.726
4 -	1:37.744	48.804	2:26.548	(2)	72.93	0.938	14:59:59.274
5 -	***1:37.583***	48.027	***2:25.610***	**(1)**	***73.40***		***15:02:24.884***

P21 13 MZ Gordon RYAN

MZ 250 - Prism Work Psychology

IDEAL LAP TIME : 2:25.825 BEST LAP TIME : 2:26.215 DIFFERENCE : 0.390

LAP	SECTOR 1	SECTOR 2	LAP TIME		MPH	DIFF	TIME OF DAY
1 -		48.644	3:03.936		58.10	37.721	14:52:39.915
2 -	***1:37.332***	48.987	2:26.319	(2)	73.04	0.104	14:55:06.234
3 -	1:37.759	48.789	2:26.548		72.93	0.333	14:57:32.782
4 -	1:37.802	48.688	2:26.490	(3)	72.96	0.275	14:59:59.272
5 -	1:37.722	***48.493***	***2:26.215***	**(1)**	***73.09***		***15:02:25.487***

P22 337 S Lee HORWOOD

Kawasaki NINJA 300 - Melman Electrical

IDEAL LAP TIME : 2:30.947 BEST LAP TIME : 2:35.332 DIFFERENCE : 4.385

LAP	SECTOR 1	SECTOR 2	LAP TIME		MPH	DIFF	TIME OF DAY
1 -		***50.587***	2:38.159		67.57	2.827	14:52:14.138
2 -	***1:40.360***	58.068	2:38.428		67.46	3.096	14:54:52.566
3 -	1:44.783	52.216	2:36.999	(3)	68.07	1.667	14:57:29.565
4 -	1:44.460	51.668	2:36.128	(2)	68.45	0.796	15:00:05.693
5 -	1:44.005	51.327	***2:35.332***	**(1)**	***68.80***		***15:02:41.025***

P23 89 MZ James MCCORMACK

MZ TS 250 -

IDEAL LAP TIME : 2:31.468 BEST LAP TIME : 2:31.468 DIFFERENCE : 0.000

LAP	SECTOR 1	SECTOR 2	LAP TIME		MPH	DIFF	TIME OF DAY
1 -		50.933	3:07.103		57.12	35.635	14:52:43.082
2 -	1:40.921	50.978	2:31.899	(3)	70.36	0.431	14:55:14.981
3 -	***1:40.871***	***50.597***	***2:31.468***	**(1)**	***70.56***		***14:57:46.449***
4 -	1:41.071	50.609	2:31.680	(2)	70.46	0.212	15:00:18.129
5 -	1:41.139	50.857	2:31.996		70.31	0.528	15:02:50.125

P24 6 MZ Brian ROBERTS

MZ 250 EZY - Atherton Creative engineering welding fabrication

IDEAL LAP TIME : 2:51.161 BEST LAP TIME : 2:53.105 DIFFERENCE : 1.944

LAP	SECTOR 1	SECTOR 2	LAP TIME		MPH	DIFF	TIME OF DAY
1 -		59.959	3:38.026		49.02	44.921	14:53:14.005
2 -	***1:53.798***	59.522	2:53.320	(2)	61.66	0.215	14:56:07.325
3 -	1:57.296	59.732	2:57.028	(3)	60.37	3.923	14:59:04.353
4 -	1:55.742	***57.363***	***2:53.105***	**(1)**	***61.74***		***15:01:57.458***

BMCRC - MRO Championships - Rnd 8 @ Snetterton

ACU TG Junior & Senior Cup & 250 MZs

RACE 8 - SECTOR ANALYSIS

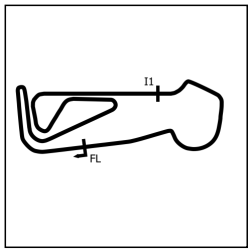

SECTOR 1 = FL to I1, SECTOR 2 = I1 to FL, DIFF = Difference To Personal Best Lap, P = Crossed Finish Line in Pit Lane, D = Time Disallowed

P25 25 J Chloe GLEESON Kawasaki NINJA 400 - Sussex Independent Financial Advisers

IDEAL LAP TIME : 2:17.306 BEST LAP TIME : DIFFERENCE :

LAP	SECTOR 1	SECTOR 2	LAP TIME	MPH	DIFF	TIME OF DAY
1 -		***45.698***	2:23.540	74.46		14:51:59.519
2 -	***1:31.608***					

BMCRC - MRO Championships - Rnd 8 @ Snetterton

ACU TG Junior & Senior Cup & 250 MZs

RACE 8 - BEST SECTORS

	SECTOR 1		SECTOR 2	
POS	NO	TIME	NO	TIME
1	110	**1:29.841**	90	**44.355**
2	90	**1:29.943**	110	**44.729**
3	164	**1:30.575**	99	**44.777**
4	99	**1:30.691**	124	**44.928**
5	124	**1:30.909**	164	**45.057**
6	27	**1:30.919**	27	**45.355**
7	36	**1:31.068**	36	**45.470**
8	125	**1:31.152**	113	**45.485**
9	113	**1:31.417**	125	**45.664**
10	25	**1:31.608**	25	**45.698**
11	61	**1:33.943**	85	**46.117**
12	1	**1:34.332**	61	**46.346**
13	85	**1:34.400**	1	**46.461**
14	171	**1:34.771**	171	**47.465**
15	102	**1:37.088**	96	**47.772**
16	13	**1:37.332**	102	**48.057**
17	96	**1:37.583**	13	**48.493**
18	82	**1:37.688**	24	**48.706**
19	54	**1:37.704**	54	**48.848**
20	53	**1:37.813**	53	**49.071**
21	24	**1:38.226**	33	**49.612**
22	33	**1:39.085**	82	**50.048**
23	337	**1:40.360**	337	**50.587**
24	89	**1:40.871**	89	**50.597**
25	6	**1:53.798**	6	**57.363**

	IDEAL / BEST COMPARISON			
POS	NO	NAME	IDEAL	BEST	DIFF
		PERFECT LAP	**2:14.196**		
1	90	BARRELL	2:14.298	2:14.452	**0.154**
2	110	HARTLEY	2:14.570	2:14.770	**0.200**
3	99	ROUND	2:15.468	2:15.541	**0.073**
4	164	COWIE	2:15.632	2:15.757	**0.125**
5	124	BAKER	2:15.837	2:16.084	**0.247**
6	27	GARROD	2:16.274	2:16.274	**0.000**
7	36	SOILLEUX	2:16.538	2:16.538	**0.000**
8	125	WINGATE	2:16.816	2:17.041	**0.225**
9	113	MCCARTHY	2:16.902	2:17.716	**0.814**
10	25	GLEESON			
11	61	EVETTS	2:20.289	2:21.329	**1.040**
12	85	WALES	2:20.517	2:21.113	**0.596**
13	1	MANN	2:20.793	2:20.965	**0.172**
14	171	LEES	2:22.236	2:22.252	**0.016**
15	102	WRIGHT	2:25.145	2:25.145	**0.000**
16	96	KENT	2:25.355	2:25.610	**0.255**
17	13	RYAN	2:25.825	2:26.215	**0.390**
18	54	SCOTT	2:26.552	2:27.081	**0.529**
19	53	EGGINTON	2:26.884	2:26.957	**0.073**
20	24	HORWOOD	2:26.932	2:26.932	**0.000**
21	82	BLAZHEVSKI	2:27.736	2:27.736	**0.000**
22	33	KLINGE	2:28.697	2:29.454	**0.757**
23	337	HORWOOD	2:30.947	2:35.332	**4.385**
24	89	MCCORMACK	2:31.468	2:31.468	**0.000**
25	6	ROBERTS	2:51.161	2:53.105	**1.944**

Weather / Track : Bright / Dry

Snetterton 300: 2.9689 miles
Date: 05/09/2026 Start: 14:49 Finish: 15:00

Results can be found at www.tsl-timing.com

Printed - 15:03 Saturday, 05 September 2026

BMCRC - MRO Championships - Rnd 8 @ Snetterton

ACU TG Junior & Senior Cup & 250 MZs

RACE 8 - STATISTICS

Competitors Started	25
Planned Start	2026-09-05 @ 13:50:00.000
Actual Start	2026-09-05 @ 14:49:35.978
Finish Time	2026-09-05 @ 15:00:54.006
Track Length	2.9689mi.
Total Laps	120
Total Distance Covered	356.2693mi.

Session Fastest Lap History

NO	CL	NAME	LAP TIME	TIME OF DAY	LAP	VEHICLE
90	J	**Harry BARRELL**	**2:14.452**	14:54:09.453	2	Kawasaki NINJA 400

Session Leader History

NO	CL	NAME	FROM LAP	LAPS LED	DISTANCE	VEHICLE
90	J	**Harry BARRELL**	1	5	14.84 miles	Kawasaki NINJA 400

Flag History

TYPE	TIME OF DAY
GREEN	14:49:35.978
FINISH	15:00:54.006

Flag Statistics

TYPE	COUNT	TOTAL LAPS	TOTAL TIME
Green	1	5	13:30.991
Red	0	0	0.000
Safety Car	0	0	0.000
FCY	0	0	0.000

BMCRC - MRO Championships - Rnd 8 @ Snetterton

ACU TG Junior & Senior Cup & 250 MZs

RACE 8 - STATISTICS

CLASS : J

14 Starters

Fastest Lap History

NO	NAME	LAP TIME	TIME OF DAY	LAP	VEHICLE
90	**Harry BARRELL**	**2:14.452**	14:54:09.453	2	Kawasaki NINJA 400

Leader History

NO	NAME	FROM LAP	LAPS LED	DISTANCE	VEHICLE
90	**Harry BARRELL**	1	5	14.84 miles	Kawasaki NINJA 400

BMCRC - MRO Championships - Rnd 8 @ Snetterton

ACU TG Junior & Senior Cup & 250 MZs

RACE 8 - STATISTICS

CLASS : S

4 Starters

Fastest Lap History

NO	NAME	LAP TIME	TIME OF DAY	LAP	VEHICLE
54	**Ben SCOTT**	**2:27.626**	14:54:36.422	2	Kawasaki NINJA 400
54	**Ben SCOTT**	**2:27.081**	14:59:31.416	4	Kawasaki NINJA 400
24	**Louis HORWOOD**	**2:26.932**	14:59:38.957	4	Kawasaki NINJA

Leader History

NO	NAME	FROM LAP	LAPS LED	DISTANCE	VEHICLE
54	**Ben SCOTT**	1	5	14.84 miles	Kawasaki NINJA 400

BMCRC - MRO Championships - Rnd 8 @ Snetterton

ACU TG Junior & Senior Cup & 250 MZs

RACE 8 - STATISTICS

CLASS : MZ

7 Starters

Fastest Lap History

NO	NAME	LAP TIME	TIME OF DAY	LAP	VEHICLE
1	**Alexander MANN**	**2:20.965**	14:54:56.153	2	MZ TS 250

Leader History

NO	NAME	FROM LAP	LAPS LED	DISTANCE	VEHICLE
1	**Alexander MANN**	1	5	14.84 miles	MZ TS 250

TEAM GREEN JUNIOR CUP | Kawasaki SENIOR NINJA SERIES | BMZRC 250 MZS

BMCRC - MRO Championships - Rnd 8 @ Snetterton

ACU TG Junior & Senior Cup & 250 MZs

RACE 17 - GRID (5 Laps)

ROW 11			32	38	Chris PETTET	31	6	Brian ROBERTS (2:53.105)
ROW 10	30	89	James MCCORMACK (2:31.468)	29	13	Gordon RYAN (2:26.215)	28	96	Chris KENT (2:25.610)
ROW 9	27	102	Caleb WRIGHT (2:25.145)	26	85	Andrew WALES (2:21.113)	25	1	Alexander MANN (2:20.965)
ROW 8									
ROW 7	21	83	Harrison SUTTON	20	16	Lucas KING	19	76	Jamie KING
ROW 6	18	337	Lee HORWOOD (2:35.332)	17	33	Patrick KLINGE (2:29.454)	16	82	Bojan BLAZHEVSKI (2:27.736)
ROW 5	15	54	Ben SCOTT (2:27.081)	14	25	Chloe GLEESON	13	53	Lucas EGGINTON (2:26.957)
ROW 4	12	24	Louis HORWOOD (2:26.932)	11	171	Danny LEES (2:22.252)	10	61	Ollie EVETTS (2:21.329)
ROW 3	9	113	Annabelle MCCARTHY (2:17.716)	8	125	Isabelle WINGATE (2:17.041)	7	36	Leo SOILLEUX (2:16.538)
ROW 2	6	27	Alfie GARROD (2:16.274)	5	124	Harley BAKER (2:16.084)	4	164	George COWIE (2:15.757)
ROW 1	3	99	William ROUND (2:15.541)	2	110	Tyler HARTLEY (2:14.770)	1	90	Harry BARRELL (2:14.452)

Pole

These results are provisional until the conclusion of any judicial and technical matters.

Snetterton 300: 2.9689 miles

Clerk Of Course: Den Grant / Caroline Patterson	Timekeeper: Richard Evans	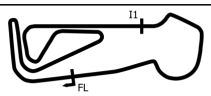

Results can be found at www.tsl-timing.com

Printed - 15:06 Saturday, 05 September 2026

TSL SPORTS TIMING TIMING SOLUTIONS LTD







BMCRC - MRO Championships - Rnd 8 @ Snetterton

ACU TG Junior & Senior Cup & 250 MZs

RACE 17 - CLASSIFICATION

Race Distance: 5 Laps / 14.84 miles

POS	NO	CL	PIC	NAME	ENTRY	LAPS	TIME	GAP	DIFF	MPH	BEST	ON	GRD	↑↓
1	110	J	1	Tyler HARTLEY	Kawasaki NINJA 400 - DWRacing	5	11:23.975			78.13	2:14.965	5	2	1
2	90	J	2	Harry BARRELL	Kawasaki NINJA 400 - CERAKOTE UK	5	11:24.024	0.049	0.049	78.12	2:15.020	5	1	-1
3	99	J	3	William ROUND	Kawasaki NINJA - Round Racing	5	11:25.295	1.320	1.271	77.98	2:15.130	5	3	0
4	124	J	4	Harley BAKER	Kawasaki NINJA 400 - KGB Property Maintenance Services	5	11:28.740	4.765	3.445	77.59	2:15.576	4	5	1
5	164	J	5	George COWIE	Kawasaki NINJA 400 - Dad	5	11:28.805	4.830	0.065	77.58	2:15.806	4	4	-1
6	27	J	6	Alfie GARROD	Kawasaki NINJA 400 - ATP Motorsport	5	11:28.884	4.909	0.079	77.57	2:15.897	3	6	0
7	36	J	7	Leo SOILLEUX	Kawasaki EX400 -	5	11:32.478	8.503	3.594	77.17	2:16.567	3	7	0
8	125	J	8	Isabelle WINGATE	Kawasaki NINJA 400 - NPS, Tripz.uk, PermaGroup, ARN Ra	5	11:44.264	20.289	11.786	75.88	2:18.931	2	8	0
9	113	J	9	Annabelle MCCARTHY	Kawasaki NINJA 400 -	5	11:48.812	24.837	4.548	75.39	2:19.188	4	9	0
10	61	J	10	Ollie EVETTS	Kawasaki NINJA 400 - C E Vehicle Repairs Ltd	5	11:49.077	25.102	0.265	75.36	2:19.620	4	10	0
11	25	J	11	Chloe GLEESON	Kawasaki NINJA 400 - Sussex Independent Financial Advise	5	11:49.226	25.251	0.149	75.35	2:19.676	4	14	3
12	171	J	12	Danny LEES	Kawasaki NINJA 400 - CAPITAL GROUP LTD. CAPITAL SP	5	12:08.405	44.430	19.179	73.36	2:22.390	5	11	-1
13	53	J	13	Lucas EGGINTON	Kawasaki NINJA 400 -	5	12:21.266	57.291	12.861	72.09	2:26.396	3	13	0
14	54	S	1	Ben SCOTT	Kawasaki NINJA 400 - GI Landscapes VampTech	5	12:21.420	57.445	0.154	72.07	2:26.429	3	15	1
15	82	J	14	Bojan BLAZHEVSKI	Kawasaki NINJA 400 - Smart Car Specialist Limited	5	12:21.906	57.931	0.486	72.03	2:25.642	5	16	1
16	24	S	2	Louis HORWOOD	Kawasaki NINJA -	5	12:24.294	1:00.319	2.388	71.80	2:26.104	4	12	-4
17	1	MZ	1	Alexander MANN	MZ TS 250 - HS RACING	5	12:38.033	1:14.058	13.739	70.49	2:23.197	2	22	5
18	33	S	3	Patrick KLINGE	Kawasaki NINJA 400 - Klingklong Racing	5	12:38.547	1:14.572	0.514	70.45	2:28.360	5	17	-1
19	337	S	4	Lee HORWOOD	Kawasaki NINJA 300 - Melman Electrical	5	12:47.386	1:23.411	8.839	69.63	2:30.858	4	18	-1
20	102	MZ	2	Caleb WRIGHT	MZ ETZ 250 - Clover Investments	5	12:53.112	1:29.137	5.726	69.12	2:26.003	2	24	4
21	13	MZ	3	Gordon RYAN	MZ 250 - Prism Work Psychology	5	13:03.064	1:39.089	9.952	68.24	2:27.807	2	26	5
22	89	MZ	4	James MCCORMACK	MZ TS 250 -	5	13:16.602	1:52.627	13.538	67.08	2:30.152	2	27	5
23	96	MZ	5	Chris KENT	MZ TS 250 -	4	11:29.580	1 Lap	1 Lap	61.99	2:30.149	2	25	2
24	6	MZ	6	Brian ROBERTS	MZ 250 EZY - Atherton Creative engineering welding fabricat	4	11:55.488	1 Lap	25.908	59.75	2:46.489	4	28	4

NOT CLASSIFIED

DNF	85	MZ		Andrew WALES	MZ ETZ 250 - Show Control International	0							23	
DNF	38	MZ		Chris PETTET	MZ ETZ 250 -	0							29	

NOT STARTED

NS	76	S		Jamie KING	Kawasaki NINJA 300 - MJL Renewables & Will Garrod								19	

FASTEST LAP

110	J	Tyler HARTLEY	Kawasaki NINJA 400 - DWRacing	5	2:14.965	79.19 mph	127.44 kph
1	MZ	Alexander MANN	MZ TS 250 - HS RACING	2	2:23.197	74.63 mph	120.11 kph
24	S	Louis HORWOOD	Kawasaki NINJA -	4	2:26.104	73.15 mph	117.72 kph

Class J - 92.5% of Race Speed = 72.27 mph
Class S - 92.5% of Race Speed = 66.66 mph
Class MZ - 92.5% of Race Speed = 65.20 mph

Weather / Track : Cloudy / Dry
These results are provisional until the conclusion of any judicial and technical matters.

Date: 06/09/2026 Start: 09:49 Finish: 10:00
Snetterton 300: 2.9689 miles

Clerk Of Course: Den Grant / Caroline Patterson	Timekeeper: Richard Evans	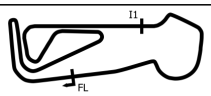

Results can be found at www.tsl-timing.com

Printed - 10:03 Sunday, 06 September 2026







BMCRC - MRO Championships - Rnd 8 @ Snetterton

BMZRC 250 MZs

KING OF THE ZEDS - COMBINED CLASSIFICATION

						TOTAL		RACE 1		RACE 2	
POS	NO	CL	PIC	NAME	ENTRY	LAPS	TIME	LAPS	TIME	LAPS	TIME
1	**1**	MZ	1	**Alexander MANN**	MZ TS 250 - HS RACING	**10**	**25:03.428**	5	12:25.394	5	12:38.033
2	**102**	MZ	2	**Caleb WRIGHT**	MZ ETZ 250 - Clover Investments	**10**	**25:41.640**	5	12:48.527	5	12:53.112
3	**13**	MZ	3	**Gordon RYAN**	MZ 250 - Prism Work Psychology	**10**	**25:52.573**	5	12:49.508	5	13:03.064
4	**89**	MZ	4	**James MCCORMACK**	MZ TS 250 -	**10**	**26:30.749**	5	13:14.146	5	13:16.602
5	**96**	MZ	5	**Chris KENT**	MZ TS 250 -	**9**	**24:18.486**	5	12:48.905	4	11:29.580
6	**6**	MZ	6	**Brian ROBERTS**	MZ 250 EZY - Atherton Creative engineering weldin	**8**	**24:16.968**	4	12:21.479	4	11:55.488
7	**85**	MZ	7	**Andrew WALES**	MZ ETZ 250 - Show Control International	**5**	**12:25.573**	5	12:25.573	0	
8	**38**	MZ	8	**Chris PETTET**	MZ ETZ 250 -	**0**	**0.000**	0		0	

Weather / Track : Cloudy / Dry

These results are provisional until the conclusion of any judicial and technical matters.

Snetterton 300: 2.9689 miles

Clerk Of Course: Den Grant / Caroline Patterson	Timekeeper: Richard Evans	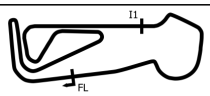

Results can be found at www.tsl-timing.com

Printed - 10:06 Sunday, 06 September 2026

BMCRC - MRO Championships - Rnd 8 @ Snetterton

ACU TG Junior & Senior Cup & 250 MZs

RACE 17 - LAP CHART

LAP 1 @ 09:51:32.974

NO	BEHIND	LAP TIME
90		2:21.530
110	0.114	2:21.644
99	0.233	2:21.763
164	1.383	2:22.913
27	1.597	2:23.127
124	1.675	2:23.205
36	2.393	2:23.923
125	4.912	2:26.442
61	5.954	2:27.484
113	5.977	2:27.507
25	6.257	2:27.787
171	11.874	2:33.404
53	12.477	2:34.007
24	13.023	2:34.553
54	13.164	2:34.694
82	13.970	2:35.500
33	19.051	2:40.581
337	19.067	2:40.597
1	40.132	3:01.662
102	45.063	3:06.593
13	45.554	3:07.084
89	47.703	3:09.233
6	1:09.216	3:30.746
96	1:36.236	3:57.766

LAP 2 @ 09:53:49.748

NO	BEHIND	LAP TIME
110		2:16.660
90	0.055	2:16.829
99	0.058	2:16.599
164	1.322	2:16.713
27	1.509	2:16.686
124	1.877	2:16.976
36	2.245	2:16.626
125	7.069	2:18.931
113	9.466	2:20.263
25	9.767	2:20.284
61	10.091	2:20.911
171	20.006	2:24.906
53	22.892	2:27.189
54	23.172	2:26.782
24	24.081	2:27.832
82	24.193	2:26.997
33	31.895	2:29.618
337	34.426	2:32.133
1	46.555	2:23.197
102	54.292	2:26.003
13	56.587	2:27.807
89	1:01.081	2:30.152
6	1:42.653	2:50.211
96	1:49.611	2:30.149

LAP 3 @ 09:56:05.061

NO	BEHIND	LAP TIME
90		2:15.258
110	0.047	2:15.360
99	1.138	2:16.393
164	1.970	2:15.961
27	2.093	2:15.897
124	2.243	2:15.679
36	3.499	2:16.567
125	11.313	2:19.557
113	15.056	2:20.903
61	15.221	2:20.443
25	15.467	2:21.013
171	28.543	2:23.850
53	33.975	2:26.396
54	34.288	2:26.429
82	36.621	2:27.741
24	37.407	2:28.639
33	47.844	2:31.262
337	51.044	2:31.931
1	54.619	2:23.377
102	1:05.272	2:26.293
13	1:10.256	2:28.982
89	1:16.732	2:30.964
96	2:04.803	2:30.505
6	2:15.382	2:48.042

LAP 4 @ 09:58:20.448

NO	BEHIND	LAP TIME
90		2:15.387
110	0.006	2:15.346
99	1.161	2:15.410
164	2.389	2:15.806
124	2.432	2:15.576
27	2.845	2:16.139
36	5.513	2:17.401
125	15.635	2:19.709
113	18.857	2:19.188
61	19.454	2:19.620
25	19.756	2:19.676
171	37.011	2:23.855
53	44.998	2:26.410
54	45.433	2:26.532
82	47.260	2:26.026
24	48.124	2:26.104
33	1:01.183	2:28.726
1	1:03.440	2:24.208
337	1:06.515	2:30.858
102	1:16.686	2:26.801
13	1:23.775	2:28.906
89	1:34.140	2:32.795

LAP 5 @ 10:00:35.419

NO	BEHIND	LAP TIME
110		2:14.965
90	0.049	2:15.020
99	1.320	2:15.130
124	4.765	2:17.304
164	4.830	2:17.412
27	4.909	2:17.035
96	1 Lap	2:31.160
36	8.503	2:17.961
125	20.289	2:19.625
113	24.837	2:20.951
61	25.102	2:20.619
25	25.251	2:20.466
6	1 Lap	2:46.489
171	44.430	2:22.390
53	57.291	2:27.264
54	57.445	2:26.983
82	57.931	2:25.642
24	1:00.319	2:27.166
1	1:14.058	2:25.589
33	1:14.572	2:28.360
337	1:23.411	2:31.867
102	1:29.137	2:27.422
13	1:39.089	2:30.285
89	1:52.627	2:33.458

Weather / Track : Cloudy / Dry

Snetterton 300: 2.9689 miles
Date: 06/09/2026 Start: 09:49 Finish: 10:00

Results can be found at www.tsl-timing.com

Printed - 10:03 Sunday, 06 September 2026

BMCRC - MRO Championships - Rnd 8 @ Snetterton

ACU TG Junior & Senior Cup & 250 MZs

RACE 17 - POSITION CHART

No	Name	Lap Pos	1	2	3	4	5
90	BARRELL	1	90	110	90	90	110
110	HARTLEY	2	110	90	110	110	90
99	ROUND	3	99	99	99	99	99
164	COWIE	4	164	164	164	164	124
124	BAKER	5	27	27	27	124	164
27	GARROD	6	124	124	124	27	27
36	SOILLEUX	7	36	36	36	36	36
125	WINGATE	8	125	125	125	125	125
113	MCCARTHY	9	61	113	113	113	113
61	EVETTS	10	113	25	61	61	61
171	LEES	11	25	61	25	25	25
24	HORWOOD	12	171	171	171	171	171
53	EGGINTON	13	53	53	53	53	53
25	GLEESON	14	24	54	54	54	54
54	SCOTT	15	54	24	82	82	82
82	BLAZHEVSKI	16	82	82	24	24	24
33	KLINGE	17	33	33	33	33	1
337	HORWOOD	18	337	337	337	1	33
76	KING	19	1	1	1	337	337
1	MANN	20	102	102	102	102	102
85	WALES	21	13	13	13	13	13
102	WRIGHT	22	89	89	89	89	89
96	KENT	23	6	6	96	96	
13	RYAN	24	96	96	6	6	
89	MCCORMACK	25					
6	ROBERTS	26					
38	PETTET	27					

Weather / Track : Cloudy / Dry

Snetterton 300: 2.9689 miles
Date: 06/09/2026 Start: 09:49 Finish: 10:00

Results can be found at www.tsl-timing.com

Printed - 10:03 Sunday, 06 September 2026

BMCRC - MRO Championships - Rnd 8 @ Snetterton

ACU TG Junior & Senior Cup & 250 MZs

RACE 17 - SECTOR ANALYSIS

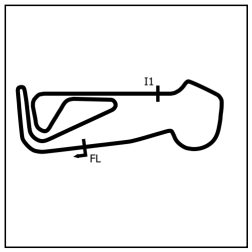

SECTOR 1 = FL to I1, SECTOR 2 = I1 to FL, DIFF = Difference To Personal Best Lap, P = Crossed Finish Line in Pit Lane, D = Time Disallowed

P1 110 J Tyler HARTLEY — Kawasaki NINJA 400 - DWRacing

IDEAL LAP TIME : 2:14.737 BEST LAP TIME : 2:14.965 DIFFERENCE : 0.228

LAP	SECTOR 1	SECTOR 2	LAP TIME		MPH	DIFF	TIME OF DAY
1 -		45.281	2:21.644		75.45	6.679	09:51:33.088
2 -	1:31.630	45.030	2:16.660		78.20	1.695	09:53:49.748
3 -	1:30.804	44.556	2:15.360	(3)	78.96	0.395	09:56:05.108
4 -	1:30.821	***44.525***	2:15.346	(2)	78.96	0.381	09:58:20.454
5 -	***1:30.212***	44.753	***2:14.965***	(1)	***79.19***		***10:00:35.419***

P2 90 J Harry BARRELL — Kawasaki NINJA 400 - CERAKOTE UK

IDEAL LAP TIME : 2:14.777 BEST LAP TIME : 2:15.020 DIFFERENCE : 0.243

LAP	SECTOR 1	SECTOR 2	LAP TIME		MPH	DIFF	TIME OF DAY
1 -		45.178	2:21.530		75.51	6.510	09:51:32.974
2 -	1:31.530	45.299	2:16.829		78.11	1.809	09:53:49.803
3 -	1:30.777	***44.481***	2:15.258	(2)	79.01	0.238	09:56:05.061
4 -	1:30.682	44.705	2:15.387	(3)	78.94	0.367	09:58:20.448
5 -	***1:30.296***	44.724	***2:15.020***	(1)	***79.15***		***10:00:35.468***

P3 99 J William ROUND — Kawasaki NINJA - Round Racing

IDEAL LAP TIME : 2:14.937 BEST LAP TIME : 2:15.130 DIFFERENCE : 0.193

LAP	SECTOR 1	SECTOR 2	LAP TIME		MPH	DIFF	TIME OF DAY
1 -		44.614	2:21.763		75.39	6.633	09:51:33.207
2 -	1:31.498	45.101	2:16.599		78.24	1.469	09:53:49.806
3 -	1:31.924	44.469	2:16.393	(3)	78.36	1.263	09:56:06.199
4 -	1:31.066	***44.344***	2:15.410	(2)	78.93	0.280	09:58:21.609
5 -	***1:30.593***	44.537	***2:15.130***	(1)	***79.09***		***10:00:36.739***

P4 124 J Harley BAKER — Kawasaki NINJA 400 - KGB Property Maintenance Services Ltd

IDEAL LAP TIME : 2:15.412 BEST LAP TIME : 2:15.576 DIFFERENCE : 0.164

LAP	SECTOR 1	SECTOR 2	LAP TIME		MPH	DIFF	TIME OF DAY
1 -		45.048	2:23.205		74.63	7.629	09:51:34.649
2 -	1:31.783	45.193	2:16.976	(3)	78.02	1.400	09:53:51.625
3 -	1:31.074	***44.605***	2:15.679	(2)	78.77	0.103	09:56:07.304
4 -	***1:30.807***	44.769	***2:15.576***	(1)	***78.83***		***09:58:22.880***
5 -	1:32.211	45.093	2:17.304		77.84	1.728	10:00:40.184

P5 164 J George COWIE — Kawasaki NINJA 400 - Dad

IDEAL LAP TIME : 2:15.759 BEST LAP TIME : 2:15.806 DIFFERENCE : 0.047

LAP	SECTOR 1	SECTOR 2	LAP TIME		MPH	DIFF	TIME OF DAY
1 -		45.338	2:22.913		74.78	7.107	09:51:34.357
2 -	1:31.449	45.264	2:16.713	(3)	78.17	0.907	09:53:51.070
3 -	1:31.061	***44.900***	2:15.961	(2)	78.61	0.155	09:56:07.031
4 -	***1:30.859***	44.947	***2:15.806***	(1)	***78.70***		***09:58:22.837***
5 -	1:32.188	45.224	2:17.412		77.78	1.606	10:00:40.249

P6 27 J Alfie GARROD — Kawasaki NINJA 400 - ATP Motorsport

IDEAL LAP TIME : 2:15.897 BEST LAP TIME : 2:15.897 DIFFERENCE : 0.000

LAP	SECTOR 1	SECTOR 2	LAP TIME		MPH	DIFF	TIME OF DAY
1 -		44.903	2:23.127		74.67	7.230	09:51:34.571
2 -	1:31.615	45.071	2:16.686	(3)	78.19	0.789	09:53:51.257
3 -	***1:31.024***	***44.873***	***2:15.897***	(1)	***78.64***		***09:56:07.154***
4 -	1:31.025	45.114	2:16.139	(2)	78.50	0.242	09:58:23.293
5 -	1:32.155	44.880	2:17.035		77.99	1.138	10:00:40.328

BMCRC - MRO Championships - Rnd 8 @ Snetterton

ACU TG Junior & Senior Cup & 250 MZs

RACE 17 - SECTOR ANALYSIS

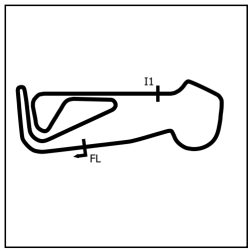

SECTOR 1 = FL to I1, SECTOR 2 = I1 to FL, DIFF = Difference To Personal Best Lap, P = Crossed Finish Line in Pit Lane, D = Time Disallowed

P7 36 J Leo SOILLEUX — Kawasaki EX400 -

IDEAL LAP TIME : 2:16.241 BEST LAP TIME : 2:16.567 DIFFERENCE : 0.326

LAP	SECTOR 1	SECTOR 2	LAP TIME	MPH	DIFF	TIME OF DAY
1 -		45.650	2:23.923	74.26	7.356	09:51:35.367
2 -	***1:31.017***	45.609	2:16.626 **(2)**	78.22	0.059	09:53:51.993
3 -	1:31.343	***45.224***	***2:16.567*** **(1)**	***78.26***		***09:56:08.560***
4 -	1:31.716	45.685	2:17.401 **(3)**	77.78	0.834	09:58:25.961
5 -	1:32.389	45.572	2:17.961	77.47	1.394	10:00:43.922

P8 125 J Isabelle WINGATE — Kawasaki NINJA 400 - NPS, Tripz.uk, PermaGroup, ARN Race

IDEAL LAP TIME : 2:18.931 BEST LAP TIME : 2:18.931 DIFFERENCE : 0.000

LAP	SECTOR 1	SECTOR 2	LAP TIME	MPH	DIFF	TIME OF DAY
1 -		46.385	2:26.442	72.98	7.511	09:51:37.886
2 -	***1:32.573***	***46.358***	***2:18.931*** **(1)**	***76.93***		***09:53:56.817***
3 -	1:33.021	46.536	2:19.557 **(2)**	76.58	0.626	09:56:16.374
4 -	1:33.347	46.362	2:19.709	76.50	0.778	09:58:36.083
5 -	1:33.085	46.540	2:19.625 **(3)**	76.54	0.694	10:00:55.708

P9 113 J Annabelle MCCARTHY — Kawasaki NINJA 400 -

IDEAL LAP TIME : 2:19.188 BEST LAP TIME : 2:19.188 DIFFERENCE : 0.000

LAP	SECTOR 1	SECTOR 2	LAP TIME	MPH	DIFF	TIME OF DAY
1 -		47.165	2:27.507	72.45	8.319	09:51:38.951
2 -	1:33.804	46.459	2:20.263 **(2)**	76.20	1.075	09:53:59.214
3 -	1:34.485	46.418	2:20.903 **(3)**	75.85	1.715	09:56:20.117
4 -	***1:32.921***	***46.267***	***2:19.188*** **(1)**	***76.78***		***09:58:39.305***
5 -	1:33.397	47.554	2:20.951	75.82	1.763	10:01:00.256

P10 61 J Ollie EVETTS — Kawasaki NINJA 400 - C E Vehicle Repairs Ltd

IDEAL LAP TIME : 2:19.553 BEST LAP TIME : 2:19.620 DIFFERENCE : 0.067

LAP	SECTOR 1	SECTOR 2	LAP TIME	MPH	DIFF	TIME OF DAY
1 -		47.315	2:27.484	72.46	7.864	09:51:38.928
2 -	1:34.297	46.614	2:20.911	75.84	1.291	09:53:59.839
3 -	1:33.568	46.875	2:20.443 **(2)**	76.10	0.823	09:56:20.282
4 -	1:33.028	***46.592***	***2:19.620*** **(1)**	***76.55***		***09:58:39.902***
5 -	***1:32.961***	47.658	2:20.619 **(3)**	76.00	0.999	10:01:00.521

P11 25 J Chloe GLEESON — Kawasaki NINJA 400 - Sussex Independent Financial Advisers

IDEAL LAP TIME : 2:19.676 BEST LAP TIME : 2:19.676 DIFFERENCE : 0.000

LAP	SECTOR 1	SECTOR 2	LAP TIME	MPH	DIFF	TIME OF DAY
1 -		46.732	2:27.787	72.32	8.111	09:51:39.231
2 -	1:33.644	46.640	2:20.284 **(2)**	76.18	0.608	09:53:59.515
3 -	1:34.349	46.664	2:21.013	75.79	1.337	09:56:20.528
4 -	***1:33.483***	***46.193***	***2:19.676*** **(1)**	***76.52***		***09:58:40.204***
5 -	1:33.572	46.894	2:20.466 **(3)**	76.09	0.790	10:01:00.670

P12 171 J Danny LEES — Kawasaki NINJA 400 - CAPITAL GROUP LTD. CAPITAL SPRA`

IDEAL LAP TIME : 2:22.390 BEST LAP TIME : 2:22.390 DIFFERENCE : 0.000

LAP	SECTOR 1	SECTOR 2	LAP TIME	MPH	DIFF	TIME OF DAY
1 -		48.771	2:33.404	69.67	11.014	09:51:44.848
2 -	1:36.925	47.981	2:24.906	73.75	2.516	09:54:09.754
3 -	1:36.477	47.373	2:23.850 **(2)**	74.30	1.460	09:56:33.604
4 -	1:35.674	48.181	2:23.855 **(3)**	74.29	1.465	09:58:57.459
5 -	***1:35.116***	***47.274***	***2:22.390*** **(1)**	***75.06***		***10:01:19.849***

BMCRC - MRO Championships - Rnd 8 @ Snetterton

ACU TG Junior & Senior Cup & 250 MZs

RACE 17 - SECTOR ANALYSIS

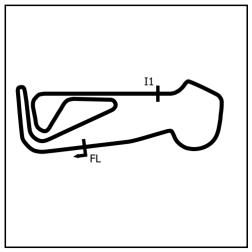

SECTOR 1 = FL to I1, SECTOR 2 = I1 to FL, DIFF = Difference To Personal Best Lap, P = Crossed Finish Line in Pit Lane, D = Time Disallowed

P13 53 J Lucas EGGINTON Kawasaki NINJA 400 -

IDEAL LAP TIME : 2:26.234 BEST LAP TIME : 2:26.396 DIFFERENCE : 0.162

LAP	SECTOR 1	SECTOR 2	LAP TIME		MPH	DIFF	TIME OF DAY
1 -		49.541	2:34.007		69.39	7.611	09:51:45.451
2 -	1:37.640	49.549	2:27.189	(3)	72.61	0.793	09:54:12.640
3 -	1:37.728	***48.668***	***2:26.396***	**(1)**	***73.00***		***09:56:39.036***
4 -	***1:37.566***	48.844	2:26.410	**(2)**	73.00	0.014	09:59:05.446
5 -	1:37.914	49.350	2:27.264		72.57	0.868	10:01:32.710

P14 54 S Ben SCOTT Kawasaki NINJA 400 - GI Landscapes VampTech

IDEAL LAP TIME : 2:26.308 BEST LAP TIME : 2:26.429 DIFFERENCE : 0.121

LAP	SECTOR 1	SECTOR 2	LAP TIME		MPH	DIFF	TIME OF DAY
1 -		49.050	2:34.694		69.09	8.265	09:51:46.138
2 -	1:37.598	49.184	2:26.782	**(3)**	72.81	0.353	09:54:12.920
3 -	1:37.708	***48.721***	***2:26.429***	**(1)**	***72.99***		***09:56:39.349***
4 -	***1:37.587***	48.945	2:26.532	**(2)**	72.94	0.103	09:59:05.881
5 -	1:37.915	49.068	2:26.983		72.71	0.554	10:01:32.864

P15 82 J Bojan BLAZHEVSKI Kawasaki NINJA 400 - Smart Car Specialist Limited

IDEAL LAP TIME : 2:25.367 BEST LAP TIME : 2:25.642 DIFFERENCE : 0.275

LAP	SECTOR 1	SECTOR 2	LAP TIME		MPH	DIFF	TIME OF DAY
1 -		49.557	2:35.500		68.73	9.858	09:51:46.944
2 -	1:37.469	49.528	2:26.997	**(3)**	72.70	1.355	09:54:13.941
3 -	1:39.156	***48.585***	2:27.741		72.34	2.099	09:56:41.682
4 -	***1:36.782***	49.244	2:26.026	**(2)**	73.19	0.384	09:59:07.708
5 -	1:36.997	48.645	***2:25.642***	**(1)**	***73.38***		***10:01:33.350***

P16 24 S Louis HORWOOD Kawasaki NINJA -

IDEAL LAP TIME : 2:25.282 BEST LAP TIME : 2:26.104 DIFFERENCE : 0.822

LAP	SECTOR 1	SECTOR 2	LAP TIME		MPH	DIFF	TIME OF DAY
1 -		48.954	2:34.553		69.15	8.449	09:51:45.997
2 -	1:38.134	49.698	2:27.832	**(3)**	72.29	1.728	09:54:13.829
3 -	1:39.879	***48.760***	2:28.639		71.90	2.535	09:56:42.468
4 -	***1:36.522***	49.582	***2:26.104***	**(1)**	***73.15***		***09:59:08.572***
5 -	1:36.890	50.276	2:27.166	**(2)**	72.62	1.062	10:01:35.738

P17 1 MZ Alexander MANN MZ TS 250 - HS RACING

IDEAL LAP TIME : 2:23.194 BEST LAP TIME : 2:23.197 DIFFERENCE : 0.003

LAP	SECTOR 1	SECTOR 2	LAP TIME		MPH	DIFF	TIME OF DAY
1 -		47.566	3:01.662		58.83	38.465	09:52:13.106
2 -	***1:35.899***	47.298	***2:23.197***	**(1)**	***74.63***		***09:54:36.303***
3 -	1:36.082	***47.295***	2:23.377	**(2)**	74.54	0.180	09:56:59.680
4 -	1:36.762	47.446	2:24.208	**(3)**	74.11	1.011	09:59:23.888
5 -	1:37.228	48.361	2:25.589		73.41	2.392	10:01:49.477

P18 33 S Patrick KLINGE Kawasaki NINJA 400 - Klingklong Racing

IDEAL LAP TIME : 2:28.360 BEST LAP TIME : 2:28.360 DIFFERENCE : 0.000

LAP	SECTOR 1	SECTOR 2	LAP TIME		MPH	DIFF	TIME OF DAY
1 -		51.108	2:40.581		66.55	12.221	09:51:52.025
2 -	1:39.771	49.847	2:29.618	**(3)**	71.43	1.258	09:54:21.643
3 -	1:40.106	51.156	2:31.262		70.65	2.902	09:56:52.905
4 -	1:39.239	49.487	2:28.726	**(2)**	71.86	0.366	09:59:21.631
5 -	***1:38.951***	***49.409***	***2:28.360***	**(1)**	***72.04***		***10:01:49.991***

BMCRC - MRO Championships - Rnd 8 @ Snetterton

ACU TG Junior & Senior Cup & 250 MZs

RACE 17 - SECTOR ANALYSIS

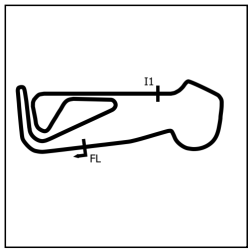

SECTOR 1 = FL to I1, SECTOR 2 = I1 to FL, DIFF = Difference To Personal Best Lap, P = Crossed Finish Line in Pit Lane, D = Time Disallowed

P19 337 S Lee HORWOOD — Kawasaki NINJA 300 - Melman Electrical

IDEAL LAP TIME : 2:30.701 BEST LAP TIME : 2:30.858 DIFFERENCE : 0.157

LAP	SECTOR 1	SECTOR 2	LAP TIME		MPH	DIFF	TIME OF DAY
1 -		51.486	2:40.597		66.55	9.739	09:51:52.041
2 -	1:41.600	50.533	2:32.133		70.25	1.275	09:54:24.174
3 -	1:41.553	***50.378***	2:31.931	**(3)**	70.34	1.073	09:56:56.105
4 -	***1:40.323***	50.535	***2:30.858***	**(1)**	***70.84***		***09:59:26.963***
5 -	1:41.311	50.556	2:31.867	**(2)**	70.37	1.009	10:01:58.830

P20 102 MZ Caleb WRIGHT — MZ ETZ 250 - Clover Investments

IDEAL LAP TIME : 2:25.889 BEST LAP TIME : 2:26.003 DIFFERENCE : 0.114

LAP	SECTOR 1	SECTOR 2	LAP TIME		MPH	DIFF	TIME OF DAY
1 -		48.856	3:06.593		57.27	40.590	09:52:18.037
2 -	1:37.882	***48.121***	***2:26.003***	**(1)**	***73.20***		***09:54:44.040***
3 -	***1:37.768***	48.525	2:26.293	**(2)**	73.05	0.290	09:57:10.333
4 -	1:38.024	48.777	2:26.801	**(3)**	72.80	0.798	09:59:37.134
5 -	1:38.456	48.966	2:27.422		72.49	1.419	10:02:04.556

P21 13 MZ Gordon RYAN — MZ 250 - Prism Work Psychology

IDEAL LAP TIME : 2:27.807 BEST LAP TIME : 2:27.807 DIFFERENCE : 0.000

LAP	SECTOR 1	SECTOR 2	LAP TIME		MPH	DIFF	TIME OF DAY
1 -		49.217	3:07.084		57.12	39.277	09:52:18.528
2 -	***1:38.690***	***49.117***	***2:27.807***	**(1)**	***72.31***		***09:54:46.335***
3 -	1:39.570	49.412	2:28.982	**(3)**	71.74	1.175	09:57:15.317
4 -	1:39.124	49.782	2:28.906	**(2)**	71.77	1.099	09:59:44.223
5 -	1:40.162	50.123	2:30.285		71.11	2.478	10:02:14.508

P22 89 MZ James MCCORMACK — MZ TS 250 -

IDEAL LAP TIME : 2:29.814 BEST LAP TIME : 2:30.152 DIFFERENCE : 0.338

LAP	SECTOR 1	SECTOR 2	LAP TIME		MPH	DIFF	TIME OF DAY
1 -		50.428	3:09.233		56.48	39.081	09:52:20.677
2 -	1:40.174	***49.978***	***2:30.152***	**(1)**	***71.18***		***09:54:50.829***
3 -	***1:39.836***	51.128	2:30.964	**(2)**	70.79	0.812	09:57:21.793
4 -	1:40.550	52.245	2:32.795	**(3)**	69.95	2.643	09:59:54.588
5 -	1:42.309	51.149	2:33.458		69.64	3.306	10:02:28.046

P23 96 MZ Chris KENT — MZ TS 250 -

IDEAL LAP TIME : 2:30.149 BEST LAP TIME : 2:30.149 DIFFERENCE : 0.000

LAP	SECTOR 1	SECTOR 2	LAP TIME		MPH	DIFF	TIME OF DAY
1 -		50.553	3:57.766		44.95	1:27.617	09:53:09.210
2 -	***1:40.992***	***49.157***	***2:30.149***	**(1)**	***71.18***		***09:55:39.359***
3 -	1:41.340	49.165	2:30.505	**(2)**	71.01	0.356	09:58:09.864
4 -	1:41.583	49.577	2:31.160	**(3)**	70.70	1.011	10:00:41.024

P24 6 MZ Brian ROBERTS — MZ 250 EZY - Atherton Creative engineering welding fabrication

IDEAL LAP TIME : 2:46.489 BEST LAP TIME : 2:46.489 DIFFERENCE : 0.000

LAP	SECTOR 1	SECTOR 2	LAP TIME		MPH	DIFF	TIME OF DAY
1 -		57.980	3:30.746		50.71	44.257	09:52:42.190
2 -	1:53.548	56.663	2:50.211	**(3)**	62.79	3.722	09:55:32.401
3 -	1:51.423	56.619	2:48.042	**(2)**	63.60	1.553	09:58:20.443
4 -	***1:50.673***	***55.816***	***2:46.489***	**(1)**	***64.19***		***10:01:06.932***

BMCRC - MRO Championships - Rnd 8 @ Snetterton

ACU TG Junior & Senior Cup & 250 MZs

RACE 17 - BEST SECTORS

	SECTOR 1		SECTOR 2	
POS	NO	TIME	NO	TIME
1	**110**	**1:30.212**	**99**	**44.344**
2	**90**	**1:30.296**	**90**	**44.481**
3	**99**	**1:30.593**	**110**	**44.525**
4	**124**	**1:30.807**	**124**	**44.605**
5	**164**	**1:30.859**	**27**	**44.873**
6	**36**	**1:31.017**	**164**	**44.900**
7	**27**	**1:31.024**	**36**	**45.224**
8	**125**	**1:32.573**	**25**	**46.193**
9	**113**	**1:32.921**	**113**	**46.267**
10	**61**	**1:32.961**	**125**	**46.358**
11	**25**	**1:33.483**	**61**	**46.592**
12	**171**	**1:35.116**	**171**	**47.274**
13	**1**	**1:35.899**	**1**	**47.295**
14	**24**	**1:36.522**	**102**	**48.121**
15	**82**	**1:36.782**	**82**	**48.585**
16	**53**	**1:37.566**	**53**	**48.668**
17	**54**	**1:37.587**	**54**	**48.721**
18	**102**	**1:37.768**	**24**	**48.760**
19	**13**	**1:38.690**	**13**	**49.117**
20	**33**	**1:38.951**	**96**	**49.157**
21	**89**	**1:39.836**	**33**	**49.409**
22	**337**	**1:40.323**	**89**	**49.978**
23	**96**	**1:40.992**	**337**	**50.378**
24	**6**	**1:50.673**	**6**	**55.816**
25				
26				

IDEAL / BEST COMPARISON

				IDEAL	BEST	DIFF
			PERFECT LAP	**2:14.556**		
1	**110**	HARTLEY		2:14.737	2:14.965	**0.228**
2	**90**	BARRELL		2:14.777	2:15.020	**0.243**
3	**99**	ROUND		2:14.937	2:15.130	**0.193**
4	**124**	BAKER		2:15.412	2:15.576	**0.164**
5	**164**	COWIE		2:15.759	2:15.806	**0.047**
6	**27**	GARROD		2:15.897	2:15.897	**0.000**
7	**36**	SOILLEUX		2:16.241	2:16.567	**0.326**
8	**125**	WINGATE		2:18.931	2:18.931	**0.000**
9	**113**	MCCARTHY		2:19.188	2:19.188	**0.000**
10	**61**	EVETTS		2:19.553	2:19.620	**0.067**
11	**25**	GLEESON		2:19.676	2:19.676	**0.000**
12	**171**	LEES		2:22.390	2:22.390	**0.000**
13	**1**	MANN		2:23.194	2:23.197	**0.003**
14	**24**	HORWOOD		2:25.282	2:26.104	**0.822**
15	**82**	BLAZHEVSKI		2:25.367	2:25.642	**0.275**
16	**102**	WRIGHT		2:25.889	2:26.003	**0.114**
17	**53**	EGGINTON		2:26.234	2:26.396	**0.162**
18	**54**	SCOTT		2:26.308	2:26.429	**0.121**
19	**13**	RYAN		2:27.807	2:27.807	**0.000**
20	**33**	KLINGE		2:28.360	2:28.360	**0.000**
21	**89**	MCCORMACK		2:29.814	2:30.152	**0.338**
22	**96**	KENT		2:30.149	2:30.149	**0.000**
23	**337**	HORWOOD		2:30.701	2:30.858	**0.157**
24	**6**	ROBERTS		2:46.489	2:46.489	**0.000**

Weather / Track : Cloudy / Dry

Snetterton 300: 2.9689 miles
Date: 06/09/2026 Start: 09:49 Finish: 10:00

Results can be found at www.tsl-timing.com

Printed - 10:03 Sunday, 06 September 2026

BMCRC - MRO Championships - Rnd 8 @ Snetterton

ACU TG Junior & Senior Cup & 250 MZs

RACE 17 - STATISTICS

Competitors Started	25
Planned Start	2026-09-06 @ 09:18:00.000
Actual Start	2026-09-06 @ 09:49:11.443
Finish Time	2026-09-06 @ 10:00:35.418
Track Length	2.9689mi.
Total Laps	118
Total Distance Covered	350.3315mi.

Session Fastest Lap History

NO	CL	NAME	LAP TIME	TIME OF DAY	LAP	VEHICLE
110	J	**Tyler HARTLEY**	**2:16.660**	09:53:49.748	2	Kawasaki NINJA 400
99	J	**William ROUND**	**2:16.599**	09:53:49.806	2	Kawasaki NINJA
90	J	**Harry BARRELL**	**2:15.258**	09:56:05.061	3	Kawasaki NINJA 400
110	J	**Tyler HARTLEY**	**2:14.965**	10:00:35.419	5	Kawasaki NINJA 400

Session Leader History

NO	CL	NAME	FROM LAP	LAPS LED	DISTANCE	VEHICLE
90	J	**Harry BARRELL**	1	1	2.96 miles	Kawasaki NINJA 400
110	J	**Tyler HARTLEY**	2	1	2.96 miles	Kawasaki NINJA 400
90	J	**Harry BARRELL**	3	2	5.93 miles	Kawasaki NINJA 400
110	J	**Tyler HARTLEY**	5	1	2.96 miles	Kawasaki NINJA 400

Flag History

TYPE	TIME OF DAY
GREEN	09:49:11.443
FINISH	10:00:35.418

Flag Statistics

TYPE	COUNT	TOTAL LAPS	TOTAL TIME
Green	1	5	13:29.321
Red	0	0	0.000
Safety Car	0	0	0.000
FCY	0	0	0.000

BMCRC - MRO Championships - Rnd 8 @ Snetterton

ACU TG Junior & Senior Cup & 250 MZs

RACE 17 - STATISTICS

CLASS : J

14 Starters

Fastest Lap History

NO	NAME	LAP TIME	TIME OF DAY	LAP	VEHICLE
110	**Tyler HARTLEY**	**2:16.660**	09:53:49.748	2	Kawasaki NINJA 400
99	**William ROUND**	**2:16.599**	09:53:49.806	2	Kawasaki NINJA
90	**Harry BARRELL**	**2:15.258**	09:56:05.061	3	Kawasaki NINJA 400
110	**Tyler HARTLEY**	**2:14.965**	10:00:35.419	5	Kawasaki NINJA 400

Leader History

NO	NAME	FROM LAP	LAPS LED	DISTANCE	VEHICLE
90	**Harry BARRELL**	1	1	2.96 miles	Kawasaki NINJA 400
110	**Tyler HARTLEY**	2	1	2.96 miles	Kawasaki NINJA 400
90	**Harry BARRELL**	3	2	5.93 miles	Kawasaki NINJA 400
110	**Tyler HARTLEY**	5	1	2.96 miles	Kawasaki NINJA 400

BMCRC - MRO Championships - Rnd 8 @ Snetterton

ACU TG Junior & Senior Cup & 250 MZs

RACE 17 - STATISTICS

CLASS : S

4 Starters

Fastest Lap History

NO	NAME	LAP TIME	TIME OF DAY	LAP	VEHICLE
54	**Ben SCOTT**	**2:26.782**	09:54:12.920	2	Kawasaki NINJA 400
54	**Ben SCOTT**	**2:26.429**	09:56:39.349	3	Kawasaki NINJA 400
24	**Louis HORWOOD**	**2:26.104**	09:59:08.572	4	Kawasaki NINJA

Leader History

NO	NAME	FROM LAP	LAPS LED	DISTANCE	VEHICLE
24	**Louis HORWOOD**	1	1	2.96 miles	Kawasaki NINJA
54	**Ben SCOTT**	2	4	11.87 miles	Kawasaki NINJA 400

Weather / Track : Cloudy / Dry

Snetterton 300: 2.9689 miles
Date: 06/09/2026 Start: 09:49 Finish: 10:00

BMCRC - MRO Championships - Rnd 8 @ Snetterton

ACU TG Junior & Senior Cup & 250 MZs

RACE 17 - STATISTICS

CLASS : MZ

7 Starters

Fastest Lap History

NO	NAME	LAP TIME	TIME OF DAY	LAP	VEHICLE
1	**Alexander MANN**	**2:23.197**	09:54:36.303	2	MZ TS 250

Leader History

NO	NAME	FROM LAP	LAPS LED	DISTANCE	VEHICLE
1	**Alexander MANN**	1	5	14.84 miles	MZ TS 250

TEAM GREEN JUNIOR CUP | Kawasaki SENIOR NINJA SERIES | BMZRC 250 MZS

BMCRC - MRO Championships - Rnd 8 @ Snetterton

ACU TG Junior & Senior Cup & 250 MZs

RACE 10 - GRID (6 Laps)

ROW 11			32	38	Chris PETTET	31	85	Andrew WALES
ROW 10	30	6	Brian ROBERTS 2:46.489	29	89	James MCCORMACK 2:30.152	28	96	Chris KENT 2:30.149
ROW 9	27	13	Gordon RYAN 2:27.807	26	102	Caleb WRIGHT 2:26.003	25	1	Alexander MANN 2:23.197
ROW 8									
ROW 7							19	76	Jamie KING
ROW 6	18	337	Lee HORWOOD 2:30.858	17	33	Patrick KLINGE 2:28.360	16	54	Ben SCOTT 2:26.429
ROW 5	15	53	Lucas EGGINTON 2:26.396	14	24	Louis HORWOOD 2:26.104	13	82	Bojan BLAZHEVSKI 2:25.642
ROW 4	12	171	Danny LEES 2:22.390	11	25	Chloe GLEESON 2:19.676	10	61	Ollie EVETTS 2:19.620
ROW 3	9	113	Annabelle MCCARTHY 2:19.188	8	125	Isabelle WINGATE 2:18.931	7	36	Leo SOILLEUX 2:16.567
ROW 2	6	27	Alfie GARROD 2:15.897	5	164	George COWIE 2:15.806	4	124	Harley BAKER 2:15.576
ROW 1	3	99	William ROUND 2:15.130	2	90	Harry BARRELL 2:15.020	1	110	Tyler HARTLEY 2:14.965

Pole

These results are provisional until the conclusion of any judicial and technical matters.

Snetterton 300: 2.9689 miles

Clerk Of Course: Den Grant / Caroline Patterson	Timekeeper: Richard Evans	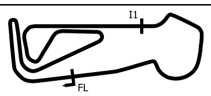

Results can be found at www.tsl-timing.com

Printed - 10:04 Sunday, 06 September 2026

TSL SPORTS TIMING TIMING SOLUTIONS LTD

MOTORCYCLE RACING ORGANISATION MRO







BMCRC - MRO Championships - Rnd 8 @ Snetterton

ACU TG Junior & Senior Cup & 250 MZs

RACE 10 - CLASSIFICATION

Race Distance: 6 Laps / 17.81 miles

POS	NO	CL	PIC	NAME	ENTRY	LAPS	TIME	GAP	DIFF	MPH	BEST	ON	GRD	↑↓
1	110	J	1	Tyler HARTLEY	Kawasaki NINJA 400 - DWRacing	6	13:39.838			78.22	2:14.883	6	1	0
2	36	J	2	Leo SOILLEUX	Kawasaki EX400 -	6	13:40.246	0.408	0.408	78.18	2:14.493	4	7	5
3	99	J	3	William ROUND	Kawasaki NINJA - Round Racing	6	13:40.522	0.684	0.276	78.15	2:15.554	2	3	0
4	124	J	4	Harley BAKER	Kawasaki NINJA 400 - KGB Property Maintenance Services	6	13:40.530	0.692	0.008	78.15	2:14.966	4	4	0
5	164	J	5	George COWIE	Kawasaki NINJA 400 - Dad	6	13:40.878	1.040	0.348	78.12	2:14.777	6	5	0
6	90	J	6	Harry BARRELL	Kawasaki NINJA 400 - CERAKOTE UK	6	13:42.015	2.177	1.137	78.01	2:15.572	2	2	-4
7	27	J	7	Alfie GARROD	Kawasaki NINJA 400 - ATP Motorsport	6	13:43.906	4.068	1.891	77.83	2:15.571	3	6	-1
8	125	J	8	Isabelle WINGATE	Kawasaki NINJA 400 - NPS, Tripz.uk, PermaGroup, ARN Ra	6	13:58.911	19.073	15.005	76.44	2:18.351	2	8	0
9	113	J	9	Annabelle MCCARTHY	Kawasaki NINJA 400 -	6	13:58.963	19.125	0.052	76.43	2:18.193	2	9	0
10	61	J	10	Ollie EVETTS	Kawasaki NINJA 400 - C E Vehicle Repairs Ltd	6	14:06.482	26.644	7.519	75.75	2:19.541	5	10	0
11	25	J	11	Chloe GLEESON	Kawasaki NINJA 400 - Sussex Independent Financial Advise	6	14:09.383	29.545	2.901	75.50	2:20.012	6	11	0
12	171	J	12	Danny LEES	Kawasaki NINJA 400 - CAPITAL GROUP LTD. CAPITAL SP	6	14:14.818	34.980	5.435	75.02	2:20.184	4	12	0
13	82	J	13	Bojan BLAZHEVSKI	Kawasaki NINJA 400 - Smart Car Specialist Limited	6	14:49.090	1:09.252	34.272	72.12	2:25.892	6	13	0
14	54	S	1	Ben SCOTT	Kawasaki NINJA 400 - GI Landscapes VampTech	6	14:49.472	1:09.634	0.382	72.09	2:25.862	6	16	2
15	24	S	2	Louis HORWOOD	Kawasaki NINJA -	6	14:51.162	1:11.324	1.690	71.96	2:24.526	6	14	-1
16	1	MZ	1	Alexander MANN	MZ TS 250 - HS RACING	6	14:55.775	1:15.937	4.613	71.58	2:22.795	3	20	4
17	85	MZ	2	Andrew WALES	MZ ETZ 250 - Show Control International	6	14:56.477	1:16.639	0.702	71.53	2:22.367	3	26	9
18	53	J	14	Lucas EGGINTON	Kawasaki NINJA 400 -	6	15:01.002	1:21.164	4.525	71.17	2:27.389	3	15	-3
19	33	S	3	Patrick KLINGE	Kawasaki NINJA 400 - Klingklong Racing	6	15:01.112	1:21.274	0.110	71.16	2:27.818	5	17	-2
20	337	S	4	Lee HORWOOD	Kawasaki NINJA 300 - Melman Electrical	6	15:15.144	1:35.306	14.032	70.07	2:31.049	4	18	-2
21	102	MZ	3	Caleb WRIGHT	MZ ETZ 250 - Clover Investments	6	15:19.870	1:40.032	4.726	69.71	2:26.373	3	21	0
22	89	MZ	4	James MCCORMACK	MZ TS 250 -	6	15:43.038	2:03.200	23.168	68.00	2:29.903	5	24	2
					NOT CLASSIFIED									
DNF	13	MZ		Gordon RYAN	MZ 250 - Prism Work Psychology	2	5:31.053	4 Laps	4 Laps	64.57	2:27.124	2	22	
DNF	96	MZ		Chris KENT	MZ TS 250 -	1	3:10.881	5 Laps	1 Lap	55.99			23	
DNF	6	MZ		Brian ROBERTS	MZ 250 EZY - Atherton Creative engineering welding fabricat	0							25	
					NOT STARTED									
NS	76	S		Jamie KING	Kawasaki NINJA 300 - MJL Renewables & Will Garrod								19	
NS	38	MZ		Chris PETTET	MZ ETZ 250 -								27	

FASTEST LAP

36	J	Leo SOILLEUX	Kawasaki EX400 -	4	2:14.493	79.46 mph	127.89 kph
85	MZ	Andrew WALES	MZ ETZ 250 - Show Control International	3	2:22.367	75.07 mph	120.82 kph
24	S	Louis HORWOOD	Kawasaki NINJA -	6	2:24.526	73.95 mph	119.01 kph

Class J - 92.5% of Race Speed = 72.35 mph
Class S - 92.5% of Race Speed = 66.68 mph
Class MZ - 92.5% of Race Speed = 66.21 mph

Weather / Track : Bright / Dry
These results are provisional until the conclusion of any judicial and technical matters.

Date: 06/09/2026 Start: 14:10 Finish: 14:23
Snetterton 300: 2.9689 miles

Clerk Of Course: Den Grant / Caroline Patterson	Timekeeper: Richard Evans	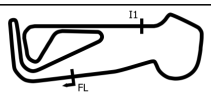

Results can be found at www.tsl-timing.com

Printed - 14:26 Sunday, 06 September 2026







BMCRC - MRO Championships - Rnd 8 @ Snetterton

ACU TG Junior & Senior Cup & 250 MZs

RACE 10 - LAP CHART

LAP 1 @ 14:12:30.970

NO	BEHIND	LAP TIME
90		2:20.532
99	0.022	2:20.554
124	0.597	2:21.129
164	0.784	2:21.316
110	0.990	2:21.522
27	1.453	2:21.985
36	1.663	2:22.195
113	3.892	2:24.424
125	4.214	2:24.746
61	5.773	2:26.305
25	5.921	2:26.453
171	8.907	2:29.439
54	12.218	2:32.750
53	12.428	2:32.960
82	13.177	2:33.709
24	13.692	2:34.224
337	17.635	2:38.167
33	17.885	2:38.417
1	38.905	2:59.437
85	39.608	3:00.140
102	42.431	3:02.963
13	43.397	3:03.929
89	45.864	3:06.396
96	50.349	3:10.881

LAP 2 @ 14:14:46.542

NO	BEHIND	LAP TIME
90		2:15.572
99	0.004	2:15.554
110	2.363	2:16.945
124	2.370	2:17.345
164	2.821	2:17.609
27	2.896	2:17.015
36	2.929	2:16.838
113	6.513	2:18.193
125	6.993	2:18.351
61	10.756	2:20.555
25	11.262	2:20.913
171	15.119	2:21.784
54	25.001	2:28.355
53	25.667	2:28.811
24	25.749	2:27.629
82	25.854	2:28.249
33	31.395	2:29.082
337	33.154	2:31.091
1	46.318	2:22.985
85	46.849	2:22.813
102	53.890	2:27.031
13	54.949	2:27.124
89	1:02.062	2:31.770

LAP 3 @ 14:17:03.220

NO	BEHIND	LAP TIME
99		2:16.674
90	0.217	2:16.895
110	0.793	2:15.108
124	0.961	2:15.269
164	1.423	2:15.280
27	1.789	2:15.571
36	2.052	2:15.801
125	8.851	2:18.536
113	10.432	2:20.597
61	14.396	2:20.318
25	15.696	2:21.112
171	19.528	2:21.087
54	36.044	2:27.721
53	36.378	2:27.389
24	36.729	2:27.658
82	37.068	2:27.892
33	43.424	2:28.707
337	47.808	2:31.332
1	52.435	2:22.795
85	52.538	2:22.367
102	1:03.585	2:26.373
89	1:17.235	2:31.851

LAP 4 @ 14:19:19.117

NO	BEHIND	LAP TIME
90		2:15.680
124	0.030	2:14.966
99	0.200	2:16.097
110	0.324	2:15.428
36	0.648	2:14.493
164	1.596	2:16.070
27	1.807	2:15.915
125	12.003	2:19.049
113	13.190	2:18.655
61	18.418	2:19.919
25	20.001	2:20.202
171	23.815	2:20.184
54	47.926	2:27.779
53	48.317	2:27.836
82	48.500	2:27.329
24	48.528	2:27.696
33	55.527	2:28.000
85	1:00.403	2:23.762
1	1:00.711	2:24.173
337	1:02.960	2:31.049
102	1:15.643	2:27.955
89	1:32.150	2:30.812

LAP 5 @ 14:21:35.309

NO	BEHIND	LAP TIME
99		2:15.992
124	0.005	2:16.167
110	0.084	2:15.952
36	0.430	2:15.974
164	1.230	2:15.826
90	1.237	2:17.429
27	1.864	2:16.249
113	15.371	2:18.373
125	15.496	2:19.685
61	21.767	2:19.541
25	24.500	2:20.691
171	27.979	2:20.356
82	58.327	2:26.019
54	58.739	2:27.005
24	1:01.765	2:29.429
53	1:06.398	2:34.273
33	1:07.153	2:27.818
85	1:07.354	2:23.143
1	1:07.378	2:22.859
337	1:18.127	2:31.359
102	1:27.316	2:27.865
89	1:45.861	2:29.903

LAP 6 @ 14:23:50.276

NO	BEHIND	LAP TIME
110		2:14.883
36	0.408	2:14.945
99	0.684	2:15.651
124	0.692	2:15.654
164	1.040	2:14.777
90	2.177	2:15.907
27	4.068	2:17.171
125	19.073	2:18.544
113	19.125	2:18.721
61	26.644	2:19.844
25	29.545	2:20.012
171	34.980	2:21.968
82	1:09.252	2:25.892
54	1:09.634	2:25.862
24	1:11.324	2:24.526
1	1:15.937	2:23.526
85	1:16.639	2:24.252
53	1:21.164	2:29.733
33	1:21.274	2:29.088
337	1:35.306	2:32.146
102	1:40.032	2:27.683
89	2:03.200	2:32.306

Weather / Track : Bright / Dry

Snetterton 300: 2.9689 miles
Date: 06/09/2026 Start: 14:10 Finish: 14:23

Results can be found at www.tsl-timing.com

Printed - 14:26 Sunday, 06 September 2026

BMCRC - MRO Championships - Rnd 8 @ Snetterton

ACU TG Junior & Senior Cup & 250 MZs

RACE 10 - POSITION CHART

No	Name	Lap Pos	1	2	3	4	5	6
110	HARTLEY	1	90	90	99	90	99	110
90	BARRELL	2	99	99	90	124	124	36
99	ROUND	3	124	110	110	99	110	99
124	BAKER	4	164	124	124	110	36	124
164	COWIE	5	110	164	164	36	164	164
27	GARROD	6	27	27	27	164	90	90
36	SOILLEUX	7	36	36	36	27	27	27
125	WINGATE	8	113	113	125	125	113	125
113	MCCARTHY	9	125	125	113	113	125	113
61	EVETTS	10	61	61	61	61	61	61
25	GLEESON	11	25	25	25	25	25	25
171	LEES	12	171	171	171	171	171	171
82	BLAZHEVSKI	13	54	54	54	54	82	82
24	HORWOOD	14	53	53	53	53	54	54
53	EGGINTON	15	82	24	24	82	24	24
54	SCOTT	16	24	82	82	24	53	1
33	KLINGE	17	337	33	33	33	33	85
337	HORWOOD	18	33	337	337	85	85	53
76	KING	19	1	1	1	1	1	33
1	MANN	20	85	85	85	337	337	337
102	WRIGHT	21	102	102	102	102	102	102
13	RYAN	22	13	13	89	89	89	89
96	KENT	23	89	89				
89	MCCORMACK	24	96					
6	ROBERTS	25						
85	WALES	26						
38	PETTET	27						

Weather / Track : Bright / Dry

Snetterton 300: 2.9689 miles
Date: 06/09/2026 Start: 14:10 Finish: 14:23

Results can be found at www.tsl-timing.com

Printed - 14:26 Sunday, 06 September 2026

BMCRC - MRO Championships - Rnd 8 @ Snetterton

ACU TG Junior & Senior Cup & 250 MZs

RACE 10 - SECTOR ANALYSIS

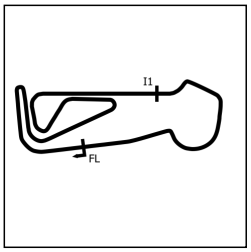

SECTOR 1 = FL to I1, SECTOR 2 = I1 to FL, DIFF = Difference To Personal Best Lap, P = Crossed Finish Line in Pit Lane, D = Time Disallowed

P1 110 J Tyler HARTLEY — Kawasaki NINJA 400 - DWRacing

IDEAL LAP TIME : 2:14.519 BEST LAP TIME : 2:14.883 DIFFERENCE : 0.364

LAP	SECTOR 1	SECTOR 2	LAP TIME		MPH	DIFF	TIME OF DAY
1 -			2:21.522		75.52	6.639	14:12:31.960
2 -	1:31.153	45.792	2:16.945		78.04	2.062	14:14:48.905
3 -	1:30.604	44.504	2:15.108	(2)	79.10	0.225	14:17:04.013
4 -	1:30.968	***44.460***	2:15.428	(3)	78.92	0.545	14:19:19.441
5 -	1:31.372	44.580	2:15.952		78.61	1.069	14:21:35.393
6 -	***1:30.059***	44.824	***2:14.883***	***(1)***	***79.23***		***14:23:50.276***

P2 36 J Leo SOILLEUX — Kawasaki EX400 -

IDEAL LAP TIME : 2:14.493 BEST LAP TIME : 2:14.493 DIFFERENCE : 0.000

LAP	SECTOR 1	SECTOR 2	LAP TIME		MPH	DIFF	TIME OF DAY
1 -			2:22.195		75.16	7.702	14:12:32.633
2 -	1:30.804	46.034	2:16.838		78.10	2.345	14:14:49.471
3 -	1:31.006	44.795	2:15.801	(3)	78.70	1.308	14:17:05.272
4 -	***1:29.971***	***44.522***	***2:14.493***	***(1)***	***79.46***		***14:19:19.765***
5 -	1:31.048	44.926	2:15.974		78.60	1.481	14:21:35.739
6 -	1:30.207	44.738	2:14.945	(2)	79.20	0.452	14:23:50.684

P3 99 J William ROUND — Kawasaki NINJA - Round Racing

IDEAL LAP TIME : 2:14.990 BEST LAP TIME : 2:15.554 DIFFERENCE : 0.564

LAP	SECTOR 1	SECTOR 2	LAP TIME		MPH	DIFF	TIME OF DAY
1 -			2:20.554		76.04	5.000	14:12:30.992
2 -	1:30.859	44.695	***2:15.554***	***(1)***	***78.84***		***14:14:46.546***
3 -	1:31.579	45.095	2:16.674		78.20	1.120	14:17:03.220
4 -	1:31.874	***44.223***	2:16.097		78.53	0.543	14:19:19.317
5 -	1:31.213	44.779	2:15.992	(3)	78.59	0.438	14:21:35.309
6 -	***1:30.767***	44.884	2:15.651	(2)	78.79	0.097	14:23:50.960

P4 124 J Harley BAKER — Kawasaki NINJA 400 - KGB Property Maintenance Services Ltd

IDEAL LAP TIME : 2:14.668 BEST LAP TIME : 2:14.966 DIFFERENCE : 0.298

LAP	SECTOR 1	SECTOR 2	LAP TIME		MPH	DIFF	TIME OF DAY
1 -			2:21.129		75.73	6.163	14:12:31.567
2 -	1:31.525	45.820	2:17.345		77.81	2.379	14:14:48.912
3 -	1:30.819	***44.450***	2:15.269	(2)	79.01	0.303	14:17:04.181
4 -	1:30.460	44.506	***2:14.966***	***(1)***	***79.19***		***14:19:19.147***
5 -	1:31.370	44.797	2:16.167		78.49	1.201	14:21:35.314
6 -	***1:30.218***	45.436	2:15.654	(3)	78.78	0.688	14:23:50.968

P5 164 J George COWIE — Kawasaki NINJA 400 - Dad

IDEAL LAP TIME : 2:14.542 BEST LAP TIME : 2:14.777 DIFFERENCE : 0.235

LAP	SECTOR 1	SECTOR 2	LAP TIME		MPH	DIFF	TIME OF DAY
1 -			2:21.316		75.63	6.539	14:12:31.754
2 -	1:31.254	46.355	2:17.609		77.66	2.832	14:14:49.363
3 -	1:30.775	***44.505***	2:15.280	(2)	79.00	0.503	14:17:04.643
4 -	1:31.424	44.646	2:16.070		78.54	1.293	14:19:20.713
5 -	1:31.086	44.740	2:15.826	(3)	78.68	1.049	14:21:36.539
6 -	***1:30.037***	44.740	***2:14.777***	***(1)***	***79.30***		***14:23:51.316***

P6 90 J Harry BARRELL — Kawasaki NINJA 400 - CERAKOTE UK

IDEAL LAP TIME : 2:15.210 BEST LAP TIME : 2:15.572 DIFFERENCE : 0.362

LAP	SECTOR 1	SECTOR 2	LAP TIME		MPH	DIFF	TIME OF DAY
1 -			2:20.532		76.05	4.960	14:12:30.970
2 -	1:30.727	44.845	***2:15.572***	***(1)***	***78.83***		***14:14:46.542***
3 -	1:31.552	45.343	2:16.895		78.07	1.323	14:17:03.437
4 -	1:31.095	***44.585***	2:15.680	(2)	78.77	0.108	14:19:19.117
5 -	1:31.804	45.625	2:17.429		77.77	1.857	14:21:36.546
6 -	***1:30.625***	45.282	2:15.907	(3)	78.64	0.335	14:23:52.453

Weather / Track : Bright / Dry

Snetterton 300: 2.9689 miles
Date: 06/09/2026 Start: 14:10 Finish: 14:23

BMCRC - MRO Championships - Rnd 8 @ Snetterton

ACU TG Junior & Senior Cup & 250 MZs

RACE 10 - SECTOR ANALYSIS

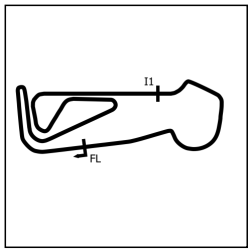

SECTOR 1 = FL to I1, SECTOR 2 = I1 to FL, DIFF = Difference To Personal Best Lap, P = Crossed Finish Line in Pit Lane, D = Time Disallowed

P7 27 J Alfie GARROD

Kawasaki NINJA 400 - ATP Motorsport

IDEAL LAP TIME : 2:15.496 BEST LAP TIME : 2:15.571 DIFFERENCE : 0.075

LAP	SECTOR 1	SECTOR 2	LAP TIME	MPH	DIFF	TIME OF DAY
1 -			2:21.985	75.27	6.414	14:12:32.423
2 -	1:31.124	45.891	2:17.015	78.00	1.444	14:14:49.438
3 -	***1:30.833***	44.738	***2:15.571*** **(1)**	***78.83***		***14:17:05.009***
4 -	1:31.252	***44.663***	2:15.915 **(2)**	78.63	0.344	14:19:20.924
5 -	1:31.511	44.738	2:16.249 **(3)**	78.44	0.678	14:21:37.173
6 -	1:31.098	46.073	2:17.171	77.91	1.600	14:23:54.344

P8 125 J Isabelle WINGATE

Kawasaki NINJA 400 - NPS, Tripz.uk, PermaGroup, ARN Race

IDEAL LAP TIME : 2:18.308 BEST LAP TIME : 2:18.351 DIFFERENCE : 0.043

LAP	SECTOR 1	SECTOR 2	LAP TIME	MPH	DIFF	TIME OF DAY
1 -			2:24.746	73.84	6.395	14:12:35.184
2 -	***1:32.195***	46.156	***2:18.351*** **(1)**	***77.25***		***14:14:53.535***
3 -	1:32.423	***46.113***	2:18.536 **(2)**	77.15	0.185	14:17:12.071
4 -	1:32.771	46.278	2:19.049	76.86	0.698	14:19:31.120
5 -	1:32.790	46.895	2:19.685	76.51	1.334	14:21:50.805
6 -	1:32.384	46.160	2:18.544 **(3)**	77.14	0.193	14:24:09.349

P9 113 J Annabelle MCCARTHY

Kawasaki NINJA 400 -

IDEAL LAP TIME : 2:17.606 BEST LAP TIME : 2:18.193 DIFFERENCE : 0.587

LAP	SECTOR 1	SECTOR 2	LAP TIME	MPH	DIFF	TIME OF DAY
1 -			2:24.424	74.00	6.231	14:12:34.862
2 -	1:32.475	***45.718***	***2:18.193*** **(1)**	***77.34***		***14:14:53.055***
3 -	1:32.914	47.683	2:20.597	76.01	2.404	14:17:13.652
4 -	1:32.893	45.762	2:18.655 **(3)**	77.08	0.462	14:19:32.307
5 -	***1:31.888***	46.485	2:18.373 **(2)**	77.24	0.180	14:21:50.680
6 -	1:32.515	46.206	2:18.721	77.04	0.528	14:24:09.401

P10 61 J Ollie EVETTS

Kawasaki NINJA 400 - C E Vehicle Repairs Ltd

IDEAL LAP TIME : 2:19.527 BEST LAP TIME : 2:19.541 DIFFERENCE : 0.014

LAP	SECTOR 1	SECTOR 2	LAP TIME	MPH	DIFF	TIME OF DAY
1 -			2:26.305	73.05	6.764	14:12:36.743
2 -	1:33.880	46.675	2:20.555	76.04	1.014	14:14:57.298
3 -	1:33.571	46.747	2:20.318	76.17	0.777	14:17:17.616
4 -	***1:33.223***	46.696	2:19.919 **(3)**	76.38	0.378	14:19:37.535
5 -	1:33.237	***46.304***	***2:19.541*** **(1)**	***76.59***		***14:21:57.076***
6 -	1:33.296	46.548	2:19.844 **(2)**	76.42	0.303	14:24:16.920

P11 25 J Chloe GLEESON

Kawasaki NINJA 400 - Sussex Independent Financial Advisers

IDEAL LAP TIME : 2:19.932 BEST LAP TIME : 2:20.012 DIFFERENCE : 0.080

LAP	SECTOR 1	SECTOR 2	LAP TIME	MPH	DIFF	TIME OF DAY
1 -			2:26.453	72.97	6.441	14:12:36.891
2 -	1:34.284	46.629	2:20.913	75.84	0.901	14:14:57.804
3 -	1:34.084	47.028	2:21.112	75.74	1.100	14:17:18.916
4 -	1:33.781	***46.421***	2:20.202 **(2)**	76.23	0.190	14:19:39.118
5 -	1:34.148	46.543	2:20.691 **(3)**	75.96	0.679	14:21:59.809
6 -	***1:33.511***	46.501	***2:20.012*** **(1)**	***76.33***		***14:24:19.821***

P12 171 J Danny LEES

Kawasaki NINJA 400 - CAPITAL GROUP LTD. CAPITAL SPRA'

IDEAL LAP TIME : 2:20.077 BEST LAP TIME : 2:20.184 DIFFERENCE : 0.107

LAP	SECTOR 1	SECTOR 2	LAP TIME	MPH	DIFF	TIME OF DAY
1 -		47.125	2:29.439	71.52	9.255	14:12:39.877
2 -	1:35.002	46.782	2:21.784	75.38	1.600	14:15:01.661
3 -	1:34.422	46.665	2:21.087 **(3)**	75.75	0.903	14:17:22.748
4 -	1:34.075	***46.109***	***2:20.184*** **(1)**	***76.24***		***14:19:42.932***
5 -	***1:33.968***	46.388	2:20.356 **(2)**	76.14	0.172	14:22:03.288
6 -	1:34.541	47.427	2:21.968	75.28	1.784	14:24:25.256

Weather / Track : Bright / Dry

Snetterton 300: 2.9689 miles
Date: 06/09/2026 Start: 14:10 Finish: 14:23

BMCRC - MRO Championships - Rnd 8 @ Snetterton

ACU TG Junior & Senior Cup & 250 MZs

RACE 10 - SECTOR ANALYSIS

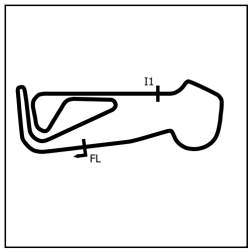

SECTOR 1 = FL to I1, SECTOR 2 = I1 to FL, DIFF = Difference To Personal Best Lap, P = Crossed Finish Line in Pit Lane, D = Time Disallowed

P13 82 J Bojan BLAZHEVSKI

Kawasaki NINJA 400 - Smart Car Specialist Limited

IDEAL LAP TIME : 2:25.844 BEST LAP TIME : 2:25.892 DIFFERENCE : 0.048

LAP	SECTOR 1	SECTOR 2	LAP TIME	MPH	DIFF	TIME OF DAY
1 -		49.564	2:33.709	69.53	7.817	14:12:44.147
2 -	1:38.218	50.031	2:28.249	72.09	2.357	14:15:12.396
3 -	1:38.296	49.596	2:27.892	72.26	2.000	14:17:40.288
4 -	1:38.244	***49.085***	2:27.329 **(3)**	72.54	1.437	14:20:07.617
5 -	1:36.861	49.158	2:26.019 **(2)**	73.19	0.127	14:22:33.636
6 -	***1:36.759***	49.133	***2:25.892*** **(1)**	***73.26***		***14:24:59.528***

P14 54 S Ben SCOTT

Kawasaki NINJA 400 - GI Landscapes VampTech

IDEAL LAP TIME : 2:25.462 BEST LAP TIME : 2:25.862 DIFFERENCE : 0.400

LAP	SECTOR 1	SECTOR 2	LAP TIME	MPH	DIFF	TIME OF DAY
1 -		49.291	2:32.750	69.97	6.888	14:12:43.188
2 -	1:38.322	50.033	2:28.355	72.04	2.493	14:15:11.543
3 -	1:38.452	49.269	2:27.721 **(3)**	72.35	1.859	14:17:39.264
4 -	1:38.750	***49.029***	2:27.779	72.32	1.917	14:20:07.043
5 -	1:37.661	49.344	2:27.005 **(2)**	72.70	1.143	14:22:34.048
6 -	***1:36.433***	49.429	***2:25.862*** **(1)**	***73.27***		***14:24:59.910***

P15 24 S Louis HORWOOD

Kawasaki NINJA -

IDEAL LAP TIME : 2:24.526 BEST LAP TIME : 2:24.526 DIFFERENCE : 0.000

LAP	SECTOR 1	SECTOR 2	LAP TIME	MPH	DIFF	TIME OF DAY
1 -		48.312	2:34.224	69.30	9.698	14:12:44.662
2 -	1:37.585	50.044	2:27.629 **(2)**	72.39	3.103	14:15:12.291
3 -	1:38.503	49.155	2:27.658 **(3)**	72.38	3.132	14:17:39.949
4 -	1:38.725	48.971	2:27.696	72.36	3.170	14:20:07.645
5 -	1:40.923	48.506	2:29.429	71.52	4.903	14:22:37.074
6 -	***1:36.904***	***47.622***	***2:24.526*** **(1)**	***73.95***		***14:25:01.600***

P16 1 MZ Alexander MANN

MZ TS 250 - HS RACING

IDEAL LAP TIME : 2:22.492 BEST LAP TIME : 2:22.795 DIFFERENCE : 0.303

LAP	SECTOR 1	SECTOR 2	LAP TIME	MPH	DIFF	TIME OF DAY
1 -		47.657	2:59.437	59.56	36.642	14:13:09.875
2 -	1:35.393	47.592	2:22.985 **(3)**	74.74	0.190	14:15:32.860
3 -	1:35.521	47.274	***2:22.795*** **(1)**	***74.84***		***14:17:55.655***
4 -	1:36.160	48.013	2:24.173	74.13	1.378	14:20:19.828
5 -	***1:35.315***	47.544	2:22.859 **(2)**	74.81	0.064	14:22:42.687
6 -	1:36.349	***47.177***	2:23.526	74.46	0.731	14:25:06.213

P17 85 MZ Andrew WALES

MZ ETZ 250 - Show Control International

IDEAL LAP TIME : 2:22.233 BEST LAP TIME : 2:22.367 DIFFERENCE : 0.134

LAP	SECTOR 1	SECTOR 2	LAP TIME	MPH	DIFF	TIME OF DAY
1 -		46.900	3:00.140	59.33	37.773	14:13:10.578
2 -	1:36.095	***46.718***	2:22.813 **(2)**	74.83	0.446	14:15:33.391
3 -	***1:35.515***	46.852	***2:22.367*** **(1)**	***75.07***		***14:17:55.758***
4 -	1:36.174	47.588	2:23.762	74.34	1.395	14:20:19.520
5 -	1:35.627	47.516	2:23.143 **(3)**	74.66	0.776	14:22:42.663
6 -	1:36.374	47.878	2:24.252	74.09	1.885	14:25:06.915

P18 53 J Lucas EGGINTON

Kawasaki NINJA 400 -

IDEAL LAP TIME : 2:27.380 BEST LAP TIME : 2:27.389 DIFFERENCE : 0.009

LAP	SECTOR 1	SECTOR 2	LAP TIME	MPH	DIFF	TIME OF DAY
1 -		49.700	2:32.960	69.87	5.571	14:12:43.398
2 -	1:38.382	50.429	2:28.811 **(3)**	71.82	1.422	14:15:12.209
3 -	***1:38.194***	49.195	***2:27.389*** **(1)**	***72.51***		***14:17:39.598***
4 -	1:38.650	***49.186***	2:27.836 **(2)**	72.29	0.447	14:20:07.434
5 -	1:44.420	49.853	2:34.273	69.28	6.884	14:22:41.707
6 -	1:39.700	50.033	2:29.733	71.38	2.344	14:25:11.440

Weather / Track : Bright / Dry

Snetterton 300: 2.9689 miles
Date: 06/09/2026 Start: 14:10 Finish: 14:23

BMCRC - MRO Championships - Rnd 8 @ Snetterton

ACU TG Junior & Senior Cup & 250 MZs

RACE 10 - SECTOR ANALYSIS

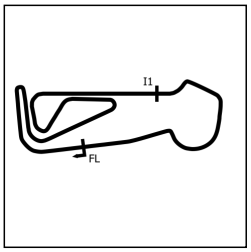

SECTOR 1 = FL to I1, SECTOR 2 = I1 to FL, DIFF = Difference To Personal Best Lap, P = Crossed Finish Line in Pit Lane, D = Time Disallowed

P19 33 S Patrick KLINGE

Kawasaki NINJA 400 - Klingklong Racing

IDEAL LAP TIME : 2:27.542 BEST LAP TIME : 2:27.818 DIFFERENCE : 0.276

LAP	SECTOR 1	SECTOR 2	LAP TIME	MPH	DIFF	TIME OF DAY
1 -		50.117	2:38.417	67.46	10.599	14:12:48.855
2 -	1:39.512	49.570	2:29.082	71.69	1.264	14:15:17.937
3 -	1:39.013	49.694	2:28.707 (3)	71.87	0.889	14:17:46.644
4 -	1:38.824	***49.176***	2:28.000 (2)	72.21	0.182	14:20:14.644
5 -	***1:38.366***	49.452	***2:27.818*** (1)	***72.30***		***14:22:42.462***
6 -	1:39.635	49.453	2:29.088	71.68	1.270	14:25:11.550

P20 337 S Lee HORWOOD

Kawasaki NINJA 300 - Melman Electrical

IDEAL LAP TIME : 2:30.676 BEST LAP TIME : 2:31.049 DIFFERENCE : 0.373

LAP	SECTOR 1	SECTOR 2	LAP TIME	MPH	DIFF	TIME OF DAY
1 -		50.649	2:38.167	67.57	7.118	14:12:48.605
2 -	***1:40.428***	50.663	2:31.091 (2)	70.73	0.042	14:15:19.696
3 -	1:40.770	50.562	2:31.332 (3)	70.62	0.283	14:17:51.028
4 -	1:40.801	***50.248***	***2:31.049*** (1)	***70.75***		***14:20:22.077***
5 -	1:40.481	50.878	2:31.359	70.61	0.310	14:22:53.436
6 -	1:41.619	50.527	2:32.146	70.24	1.097	14:25:25.582

P21 102 MZ Caleb WRIGHT

MZ ETZ 250 - Clover Investments

IDEAL LAP TIME : 2:26.373 BEST LAP TIME : 2:26.373 DIFFERENCE : 0.000

LAP	SECTOR 1	SECTOR 2	LAP TIME	MPH	DIFF	TIME OF DAY
1 -		48.501	3:02.963	58.41	36.590	14:13:13.401
2 -	1:38.581	48.450	2:27.031 (2)	72.69	0.658	14:15:40.432
3 -	***1:38.133***	***48.240***	***2:26.373*** (1)	***73.01***		***14:18:06.805***
4 -	1:39.172	48.783	2:27.955	72.23	1.582	14:20:34.760
5 -	1:39.061	48.804	2:27.865	72.28	1.492	14:23:02.625
6 -	1:38.625	49.058	2:27.683 (3)	72.37	1.310	14:25:30.308

P22 89 MZ James MCCORMACK

MZ TS 250 -

IDEAL LAP TIME : 2:29.708 BEST LAP TIME : 2:29.903 DIFFERENCE : 0.195

LAP	SECTOR 1	SECTOR 2	LAP TIME	MPH	DIFF	TIME OF DAY
1 -		50.553	3:06.396	57.34	36.493	14:13:16.834
2 -	1:40.233	51.537	2:31.770 (3)	70.42	1.867	14:15:48.604
3 -	1:40.793	51.058	2:31.851	70.38	1.948	14:18:20.455
4 -	1:40.884	***49.928***	2:30.812 (2)	70.87	0.909	14:20:51.267
5 -	***1:39.780***	50.123	***2:29.903*** (1)	***71.29***		***14:23:21.170***
6 -	1:41.538	50.768	2:32.306	70.17	2.403	14:25:53.476

P23 13 MZ Gordon RYAN

MZ 250 - Prism Work Psychology

IDEAL LAP TIME : 2:27.048 BEST LAP TIME : 2:27.124 DIFFERENCE : 0.076

LAP	SECTOR 1	SECTOR 2	LAP TIME	MPH	DIFF	TIME OF DAY
1 -		***49.064***	3:03.929	58.10	36.805	14:13:14.367
2 -	***1:37.984***	49.140	***2:27.124*** (1)	***72.64***		***14:15:41.491***

P24 96 MZ Chris KENT

MZ TS 250 -

IDEAL LAP TIME : BEST LAP TIME : DIFFERENCE :

LAP	SECTOR 1	SECTOR 2	LAP TIME	MPH	DIFF	TIME OF DAY
1 -		***51.987***	3:10.881	55.99		14:13:21.319

P25 6 MZ Brian ROBERTS

MZ 250 EZY - Atherton Creative engineering welding fabrication

IDEAL LAP TIME : BEST LAP TIME : DIFFERENCE :

LAP	SECTOR 1	SECTOR 2	LAP TIME	MPH	DIFF	TIME OF DAY
1 -						

BMCRC - MRO Championships - Rnd 8 @ Snetterton

ACU TG Junior & Senior Cup & 250 MZs

RACE 10 - BEST SECTORS

	SECTOR 1		SECTOR 2	
POS	NO	TIME	NO	TIME
1	**36**	**1:29.971**	**99**	**44.223**
2	**164**	**1:30.037**	**124**	**44.450**
3	**110**	**1:30.059**	**110**	**44.460**
4	**124**	**1:30.218**	**164**	**44.505**
5	**90**	**1:30.625**	**36**	**44.522**
6	**99**	**1:30.767**	**90**	**44.585**
7	**27**	**1:30.833**	**27**	**44.663**
8	**113**	**1:31.888**	**113**	**45.718**
9	**125**	**1:32.195**	**171**	**46.109**
10	**61**	**1:33.223**	**125**	**46.113**
11	**25**	**1:33.511**	**61**	**46.304**
12	**171**	**1:33.968**	**25**	**46.421**
13	**1**	**1:35.315**	**85**	**46.718**
14	**85**	**1:35.515**	**1**	**47.177**
15	**54**	**1:36.433**	**24**	**47.622**
16	**82**	**1:36.759**	**102**	**48.240**
17	**24**	**1:36.904**	**54**	**49.029**
18	**13**	**1:37.984**	**13**	**49.064**
19	**102**	**1:38.133**	**82**	**49.085**
20	**53**	**1:38.194**	**33**	**49.176**
21	**33**	**1:38.366**	**53**	**49.186**
22	**89**	**1:39.780**	**89**	**49.928**
23	**337**	**1:40.428**	**337**	**50.248**
24			**96**	**51.987**
25				

IDEAL / BEST COMPARISON

POS	NO	NAME	IDEAL	BEST	DIFF
		PERFECT LAP	**2:14.194**		
1	**36**	SOILLEUX	2:14.493	2:14.493	**0.000**
2	**110**	HARTLEY	2:14.519	2:14.883	**0.364**
3	**164**	COWIE	2:14.542	2:14.777	**0.235**
4	**124**	BAKER	2:14.668	2:14.966	**0.298**
5	**99**	ROUND	2:14.990	2:15.554	**0.564**
6	**90**	BARRELL	2:15.210	2:15.572	**0.362**
7	**27**	GARROD	2:15.496	2:15.571	**0.075**
8	**113**	MCCARTHY	2:17.606	2:18.193	**0.587**
9	**125**	WINGATE	2:18.308	2:18.351	**0.043**
10	**61**	EVETTS	2:19.527	2:19.541	**0.014**
11	**25**	GLEESON	2:19.932	2:20.012	**0.080**
12	**171**	LEES	2:20.077	2:20.184	**0.107**
13	**85**	WALES	2:22.233	2:22.367	**0.134**
14	**1**	MANN	2:22.492	2:22.795	**0.303**
15	**24**	HORWOOD	2:24.526	2:24.526	**0.000**
16	**54**	SCOTT	2:25.462	2:25.862	**0.400**
17	**82**	BLAZHEVSKI	2:25.844	2:25.892	**0.048**
18	**102**	WRIGHT	2:26.373	2:26.373	**0.000**
19	**13**	RYAN	2:27.048	2:27.124	**0.076**
20	**53**	EGGINTON	2:27.380	2:27.389	**0.009**
21	**33**	KLINGE	2:27.542	2:27.818	**0.276**
22	**89**	MCCORMACK	2:29.708	2:29.903	**0.195**
23	**337**	HORWOOD	2:30.676	2:31.049	**0.373**
24	**96**	KENT			

Weather / Track : Bright / Dry

Snetterton 300: 2.9689 miles
Date: 06/09/2026 Start: 14:10 Finish: 14:23

Results can be found at www.tsl-timing.com

Printed - 14:26 Sunday, 06 September 2026

BMCRC - MRO Championships - Rnd 8 @ Snetterton

ACU TG Junior & Senior Cup & 250 MZs

RACE 10 - STATISTICS

Competitors Started	25
Planned Start	2026-09-06 @ 13:00:00.000
Actual Start	2026-09-06 @ 14:10:10.438
Finish Time	2026-09-06 @ 14:23:50.275
Track Length	2.9689mi.
Total Laps	135
Total Distance Covered	400.8030mi.

Session Fastest Lap History

NO	CL	NAME	LAP TIME	TIME OF DAY	LAP	VEHICLE
90	J	**Harry BARRELL**	**2:15.572**	14:14:46.542	2	Kawasaki NINJA 400
99	J	**William ROUND**	**2:15.554**	14:14:46.546	2	Kawasaki NINJA
110	J	**Tyler HARTLEY**	**2:15.108**	14:17:04.013	3	Kawasaki NINJA 400
124	J	**Harley BAKER**	**2:14.966**	14:19:19.147	4	Kawasaki NINJA 400
36	J	**Leo SOILLEUX**	**2:14.493**	14:19:19.765	4	Kawasaki EX400

Session Leader History

NO	CL	NAME	FROM LAP	LAPS LED	DISTANCE	VEHICLE
90	J	**Harry BARRELL**	1	2	5.93 miles	Kawasaki NINJA 400
99	J	**William ROUND**	3	1	2.96 miles	Kawasaki NINJA
90	J	**Harry BARRELL**	4	1	2.96 miles	Kawasaki NINJA 400
99	J	**William ROUND**	5	1	2.96 miles	Kawasaki NINJA
110	J	**Tyler HARTLEY**	6	1	2.96 miles	Kawasaki NINJA 400

Flag History

TYPE	TIME OF DAY
GREEN	14:10:10.438
FINISH	14:23:50.275

Flag Statistics

TYPE	COUNT	TOTAL LAPS	TOTAL TIME
Green	1	6	15:51.318
Red	0	0	0.000
Safety Car	0	0	0.000
FCY	0	0	0.000

BMCRC - MRO Championships - Rnd 8 @ Snetterton

ACU TG Junior & Senior Cup & 250 MZs

RACE 10 - STATISTICS

CLASS : J

14 Starters

Fastest Lap History

NO	NAME	LAP TIME	TIME OF DAY	LAP	VEHICLE
90	**Harry BARRELL**	**2:15.572**	14:14:46.542	2	Kawasaki NINJA 400
99	**William ROUND**	**2:15.554**	14:14:46.546	2	Kawasaki NINJA
110	**Tyler HARTLEY**	**2:15.108**	14:17:04.013	3	Kawasaki NINJA 400
124	**Harley BAKER**	**2:14.966**	14:19:19.147	4	Kawasaki NINJA 400
36	**Leo SOILLEUX**	**2:14.493**	14:19:19.765	4	Kawasaki EX400

Leader History

NO	NAME	FROM LAP	LAPS LED	DISTANCE	VEHICLE
90	**Harry BARRELL**	1	2	5.93 miles	Kawasaki NINJA 400
99	**William ROUND**	3	1	2.96 miles	Kawasaki NINJA
90	**Harry BARRELL**	4	1	2.96 miles	Kawasaki NINJA 400
99	**William ROUND**	5	1	2.96 miles	Kawasaki NINJA
110	**Tyler HARTLEY**	6	1	2.96 miles	Kawasaki NINJA 400

BMCRC - MRO Championships - Rnd 8 @ Snetterton

ACU TG Junior & Senior Cup & 250 MZs

RACE 10 - STATISTICS

CLASS : S

4 Starters

Fastest Lap History

NO	NAME	LAP TIME	TIME OF DAY	LAP	VEHICLE
54	**Ben SCOTT**	**2:28.355**	14:15:11.543	2	Kawasaki NINJA 400
24	**Louis HORWOOD**	**2:27.629**	14:15:12.291	2	Kawasaki NINJA
54	**Ben SCOTT**	**2:27.005**	14:22:34.048	5	Kawasaki NINJA 400
54	**Ben SCOTT**	**2:25.862**	14:24:59.910	6	Kawasaki NINJA 400
24	**Louis HORWOOD**	**2:24.526**	14:25:01.600	6	Kawasaki NINJA

Leader History

NO	NAME	FROM LAP	LAPS LED	DISTANCE	VEHICLE
54	**Ben SCOTT**	1	6	17.81 miles	Kawasaki NINJA 400

BMCRC - MRO Championships - Rnd 8 @ Snetterton

ACU TG Junior & Senior Cup & 250 MZs

RACE 10 - STATISTICS

CLASS : MZ

7 Starters

Fastest Lap History

NO	NAME	LAP TIME	TIME OF DAY	LAP	VEHICLE
1	**Alexander MANN**	**2:22.985**	14:15:32.860	2	MZ TS 250
85	**Andrew WALES**	**2:22.813**	14:15:33.391	2	MZ ETZ 250
1	**Alexander MANN**	**2:22.795**	14:17:55.655	3	MZ TS 250
85	**Andrew WALES**	**2:22.367**	14:17:55.758	3	MZ ETZ 250

Leader History

NO	NAME	FROM LAP	LAPS LED	DISTANCE	VEHICLE
1	**Alexander MANN**	1	3	8.90 miles	MZ TS 250
85	**Andrew WALES**	4	2	5.93 miles	MZ ETZ 250
1	**Alexander MANN**	6	1	2.96 miles	MZ TS 250

TEAM GREEN JUNIOR CUP | Kawasaki SENIOR NINJA SERIES | BMZRC 250 MZS

BMCRC - MRO Championships - Rnd 8 @ Snetterton

ACU TG Junior & Senior Cup & 250 MZs

RACE 19 - GRID (6 Laps)

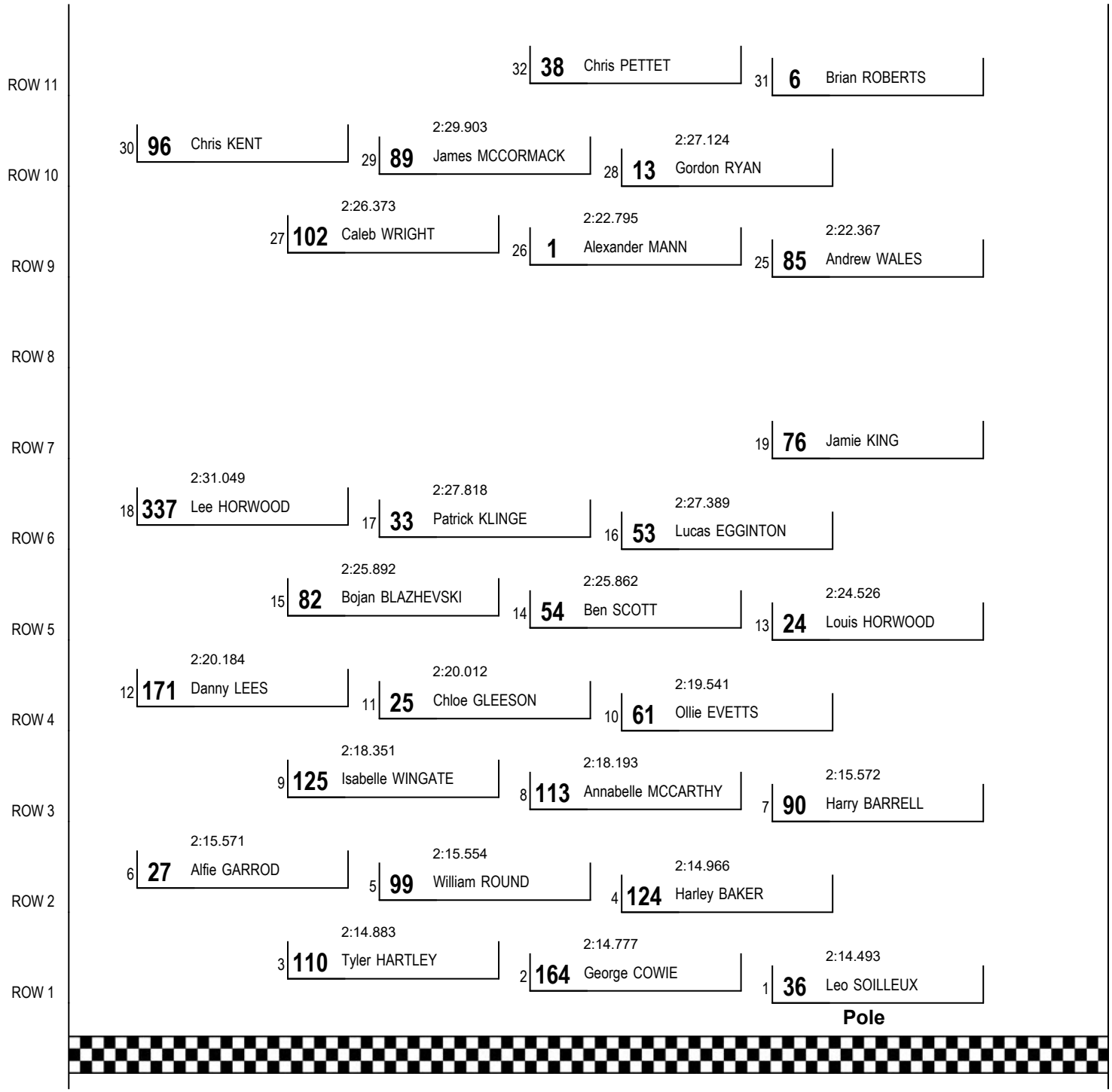

These results are provisional until the conclusion of any judicial and technical matters.

Snetterton 300: 2.9689 miles

Clerk Of Course: Den Grant / Caroline Patterson	Timekeeper: Richard Evans	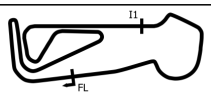

Results can be found at www.tsl-timing.com

Printed - 14:28 Sunday, 06 September 2026

TSL SPORTS TIMING TIMING SOLUTIONS LTD

MOTORCYCLE RACING ORGANISATION MRO

TEAM GREEN JUNIOR CUP | Kawasaki SENIOR NINJA SERIES | BMZRC 250 MZS

BMCRC - MRO Championships - Rnd 8 @ Snetterton

ACU TG Junior & Senior Cup & 250 MZs

RACE 19 - CLASSIFICATION

Race Distance: 6 Laps / 17.81 miles

POS	NO	CL	PIC	NAME	ENTRY	LAPS	TIME	GAP	DIFF	MPH	BEST	ON	GRD	↑↓
1	36	J	1	Leo SOILLEUX	Kawasaki EX400 -	6	13:41.719			78.04	2:15.616	5	1	0
2	99	J	2	William ROUND	Kawasaki NINJA - Round Racing	6	13:41.853	0.134	0.134	78.02	2:15.906	5	5	3
3	124	J	3	Harley BAKER	Kawasaki NINJA 400 - KGB Property Maintenance Services	6	13:42.311	0.592	0.458	77.98	2:15.563	6	4	1
4	27	J	4	Alfie GARROD	Kawasaki NINJA 400 - ATP Motorsport	6	13:42.431	0.712	0.120	77.97	2:15.557	5	6	2
5	164*	J	5	George COWIE	Kawasaki NINJA 400 - Dad	6	13:52.178	10.459	9.747	77.06	2:15.664	5	2	-3
6	90	J	6	Harry BARRELL	Kawasaki NINJA 400 - CERAKOTE UK	6	13:55.495	13.776	3.317	76.75	2:17.559	3	7	1
7	125	J	7	Isabelle WINGATE	Kawasaki NINJA 400 - NPS, Tripz.uk, PermaGroup, ARN Ra	6	14:05.383	23.664	9.888	75.85	2:18.828	2	9	2
8	61	J	8	Ollie EVETTS	Kawasaki NINJA 400 - C E Vehicle Repairs Ltd	6	14:05.713	23.994	0.330	75.82	2:19.126	5	10	2
9	25	J	9	Chloe GLEESON	Kawasaki NINJA 400 - Sussex Independent Financial Advise	6	14:05.741	24.022	0.028	75.82	2:19.076	2	11	2
10	113	J	10	Annabelle MCCARTHY	Kawasaki NINJA 400 -	6	14:17.602	35.883	11.861	74.77	2:20.210	6	8	-2
11	171	J	11	Danny LEES	Kawasaki NINJA 400 - CAPITAL GROUP LTD. CAPITAL SP	6	14:20.310	38.591	2.708	74.54	2:21.228	5	12	1
12	54	S	1	Ben SCOTT	Kawasaki NINJA 400 - GI Landscapes VampTech	6	14:45.934	1:04.215	25.624	72.38	2:25.850	5	14	2
13	82	J	12	Bojan BLAZHEVSKI	Kawasaki NINJA 400 - Smart Car Specialist Limited	6	14:46.555	1:04.836	0.621	72.33	2:25.811	4	15	2
14	53	J	13	Lucas EGGINTON	Kawasaki NINJA 400 -	6	14:46.952	1:05.233	0.397	72.30	2:25.695	6	16	2
15	1	MZ	1	Alexander MANN	MZ TS 250 - HS RACING	6	14:59.049	1:17.330	12.097	71.32	2:22.705	2	21	6
16	33	S	2	Patrick KLINGE	Kawasaki NINJA 400 - Klingklong Racing	6	15:04.361	1:22.642	5.312	70.91	2:28.176	6	17	1
17	85	MZ	2	Andrew WALES	MZ ETZ 250 - Show Control International	6	15:16.340	1:34.621	11.979	69.98	2:24.488	3	20	3
18	24	S	3	Louis HORWOOD	Kawasaki NINJA -	6	15:17.514	1:35.795	1.174	69.89	2:28.449	3	13	-5
19	337	S	4	Lee HORWOOD	Kawasaki NINJA 300 - Melman Electrical	6	15:21.796	1:40.077	4.282	69.56	2:31.148	6	18	-1
20	13	MZ	3	Gordon RYAN	MZ 250 - Prism Work Psychology	6	15:23.620	1:41.901	1.824	69.43	2:26.739	4	23	3
21	89	MZ	4	James MCCORMACK	MZ TS 250 -	6	15:37.571	1:55.852	13.951	68.39	2:30.121	3	24	3
NOT CLASSIFIED														
DNF	102	MZ		Caleb WRIGHT	MZ ETZ 250 - Clover Investments	4	10:28.261	2 Laps	2 Laps	68.04	2:27.913	3	22	
DNF	110	J		Tyler HARTLEY	Kawasaki NINJA 400 - DWRacing	2	4:37.563	4 Laps	2 Laps	77.01	2:16.744	2	3	
DNF	96	MZ		Chris KENT	MZ TS 250 -	1	3:04.549	5 Laps	1 Lap	57.91			25	

FASTEST LAP

NO	CL	NAME	ENTRY	LAPS	TIME	MPH	KPH
27	J	Alfie GARROD	Kawasaki NINJA 400 - ATP Motorsport	5	2:15.557	78.84 mph	126.88 kph
1	MZ	Alexander MANN	MZ TS 250 - HS RACING	2	2:22.705	74.89 mph	120.53 kph
54	S	Ben SCOTT	Kawasaki NINJA 400 - GI Landscapes VampTech	5	2:25.850	73.28 mph	117.93 kph

#164 - 10 Second penalty applied - Jump start.
Class J - 92.5% of Race Speed = 72.18 mph
Class S - 92.5% of Race Speed = 66.95 mph
Class MZ - 92.5% of Race Speed = 65.97 mph

Weather / Track : Cloudy / Dry
These results are provisional until the conclusion of any judicial and technical matters.

Date: 06/09/2026 Start: 17:24 Finish: 17:38
Snetterton 300: 2.9689 miles

Clerk Of Course: Den Grant / Caroline Patterson

Timekeeper: Richard Evans

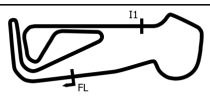

Results can be found at www.tsl-timing.com

Printed - 17:41 Sunday, 06 September 2026

BMCRC - MRO Championships - Rnd 8 @ Snetterton

ACU TG Junior & Senior Cup & 250 MZs

RACE 19 - LAP CHART

LAP 1 @ 17:27:10.979

NO	BEHIND	LAP TIME
110		2:20.819
164	0.390	2:21.209
99	0.404	2:21.223
36	0.837	2:21.656
124	1.320	2:22.139
90	1.665	2:22.484
27	1.909	2:22.728
125	5.433	2:26.252
61	5.496	2:26.315
25	5.775	2:26.594
171	8.217	2:29.036
54	10.952	2:31.771
53	11.995	2:32.814
82	13.298	2:34.117
113	13.411	2:34.230
33	18.796	2:39.615
337	18.896	2:39.715
24	19.874	2:40.693
1	37.969	2:58.788
85	41.217	3:02.036
102	42.905	3:03.724
96	43.730	3:04.549
89	44.576	3:05.395
13	45.178	3:05.997

LAP 2 @ 17:29:27.460

NO	BEHIND	LAP TIME
164		2:16.091
99	0.155	2:16.232
110	0.263	2:16.744
36	0.880	2:16.524
124	1.373	2:16.534
27	1.477	2:16.049
90	3.478	2:18.294
125	7.780	2:18.828
61	8.327	2:19.312
25	8.370	2:19.076
171	14.356	2:22.620
113	17.981	2:21.051
54	21.250	2:26.779
82	23.834	2:27.017
53	24.784	2:29.270
33	31.285	2:28.970
24	32.094	2:28.701
337	34.349	2:31.934
1	44.193	2:22.705
85	49.632	2:24.896
102	54.816	2:28.392
13	57.559	2:28.862
89	58.848	2:30.753

LAP 3 @ 17:31:44.148

NO	BEHIND	LAP TIME
164		2:16.688
99	0.027	2:16.560
36	0.467	2:16.275
124	1.033	2:16.348
27	1.114	2:16.325
90	4.349	2:17.559
125	12.094	2:21.002
61	12.373	2:20.734
25	12.508	2:20.826
113	21.591	2:20.298
171	21.684	2:24.016
54	31.953	2:27.391
82	34.701	2:27.555
53	35.470	2:27.374
24	43.855	2:28.449
33	44.332	2:29.735
1	50.777	2:23.272
337	51.909	2:34.248
85	57.432	2:24.488
102	1:06.041	2:27.913
13	1:07.649	2:26.778
89	1:12.281	2:30.121

LAP 4 @ 17:34:00.082

NO	BEHIND	LAP TIME
99		2:15.907
164	0.286	2:16.220
36	0.519	2:15.986
124	0.914	2:15.815
27	1.240	2:16.060
90	7.137	2:18.722
125	16.420	2:20.260
61	16.835	2:20.396
25	16.906	2:20.332
113	26.418	2:20.761
171	27.686	2:21.936
54	44.132	2:28.113
82	44.578	2:25.811
53	45.304	2:25.768
24	57.055	2:29.134
33	57.398	2:29.000
1	57.734	2:22.891
337	1:07.707	2:31.732
85	1:07.966	2:26.468
102	1:18.339	2:28.232
13	1:18.454	2:26.739
89	1:26.730	2:30.383

LAP 5 @ 17:36:15.988

NO	BEHIND	LAP TIME
99		2:15.906
164	0.044	2:15.664
36	0.229	2:15.616
27	0.891	2:15.557
124	0.920	2:15.912
90	10.503	2:19.272
61	20.055	2:19.126
125	20.167	2:19.653
25	20.503	2:19.503
113	31.564	2:21.052
171	33.008	2:21.228
54	54.076	2:25.850
82	54.704	2:26.032
53	55.429	2:26.031
1	1:06.761	2:24.933
33	1:10.357	2:28.865
24	1:20.862	2:39.713
85	1:21.617	2:29.557
337	1:24.820	2:33.019
13	1:29.618	2:27.070
89	1:41.599	2:30.775

LAP 6 @ 17:38:31.879

NO	BEHIND	LAP TIME
36		2:15.662
99	0.134	2:16.025
164	0.459	2:16.306
124	0.592	2:15.563
27	0.712	2:15.712
90	13.776	2:19.164
125	23.664	2:19.388
61	23.994	2:19.830
25	24.022	2:19.410
113	35.883	2:20.210
171	38.591	2:21.474
54	1:04.215	2:26.030
82	1:04.836	2:26.023
53	1:05.233	2:25.695
1	1:17.330	2:26.460
33	1:22.642	2:28.176
85	1:34.621	2:28.895
24	1:35.795	2:30.824
337	1:40.077	2:31.148
13	1:41.901	2:28.174
89	1:55.852	2:30.144

Weather / Track : Cloudy / Dry

Snetterton 300: 2.9689 miles
Date: 06/09/2026 Start: 17:24 Finish: 17:38

Results can be found at www.tsl-timing.com

Printed - 17:42 Sunday, 06 September 2026

BMCRC - MRO Championships - Rnd 8 @ Snetterton

ACU TG Junior & Senior Cup & 250 MZs

RACE 19 - POSITION CHART

No	Name	Lap Pos	1	2	3	4	5	6
36	SOILLEUX	1	110	164	164	99	99	36
164	COWIE	2	164	99	99	164	164	99
110	HARTLEY	3	99	110	36	36	36	164
124	BAKER	4	36	36	124	124	27	124
99	ROUND	5	124	124	27	27	124	27
27	GARROD	6	90	27	90	90	90	90
90	BARRELL	7	27	90	125	125	61	125
113	MCCARTHY	8	125	125	61	61	125	61
125	WINGATE	9	61	61	25	25	25	25
61	EVETTS	10	25	25	113	113	113	113
25	GLEESON	11	171	171	171	171	171	171
171	LEES	12	54	113	54	54	54	54
24	HORWOOD	13	53	54	82	82	82	82
54	SCOTT	14	82	82	53	53	53	53
82	BLAZHEVSKI	15	113	53	24	24	1	1
53	EGGINTON	16	33	33	33	33	33	33
33	KLINGE	17	337	24	1	1	24	85
337	HORWOOD	18	24	337	337	337	85	24
85	WALES	19	1	1	85	85	337	337
1	MANN	20	85	85	102	102	13	13
102	WRIGHT	21	102	102	13	13	89	89
13	RYAN	22	96	13	89	89		
89	MCCORMACK	23	89	89				
96	KENT	24	13					

Weather / Track : Cloudy / Dry

Snetterton 300: 2.9689 miles
Date: 06/09/2026 Start: 17:24 Finish: 17:38

Results can be found at www.tsl-timing.com

Printed - 17:42 Sunday, 06 September 2026

BMCRC - MRO Championships - Rnd 8 @ Snetterton

ACU TG Junior & Senior Cup & 250 MZs

RACE 19 - SECTOR ANALYSIS

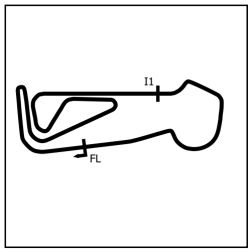

SECTOR 1 = FL to I1, SECTOR 2 = I1 to FL, DIFF = Difference To Personal Best Lap, P = Crossed Finish Line in Pit Lane, D = Time Disallowed

P1 36 J Leo SOILLEUX — Kawasaki EX400 -

IDEAL LAP TIME : 2:15.485 BEST LAP TIME : 2:15.616 DIFFERENCE : 0.131

LAP	SECTOR 1	SECTOR 2	LAP TIME	MPH	DIFF	TIME OF DAY
1 -		45.258	2:21.656	75.45	6.040	17:27:11.816
2 -	1:31.546	44.978	2:16.524	78.28	0.908	17:29:28.340
3 -	1:31.247	45.028	2:16.275	78.43	0.659	17:31:44.615
4 -	1:31.262	***44.724***	2:15.986 **(3)**	78.59	0.370	17:34:00.601
5 -	***1:30.761***	44.855	***2:15.616*** **(1)**	***78.81***		***17:36:16.217***
6 -	1:30.935	44.727	2:15.662 **(2)**	78.78	0.046	17:38:31.879

P2 99 J William ROUND — Kawasaki NINJA - Round Racing

IDEAL LAP TIME : 2:15.776 BEST LAP TIME : 2:15.906 DIFFERENCE : 0.130

LAP	SECTOR 1	SECTOR 2	LAP TIME	MPH	DIFF	TIME OF DAY
1 -		44.677	2:21.223	75.68	5.317	17:27:11.383
2 -	1:31.373	44.859	2:16.232	78.45	0.326	17:29:27.615
3 -	1:31.867	44.693	2:16.560	78.26	0.654	17:31:44.175
4 -	1:31.381	***44.526***	2:15.907 **(2)**	78.64	0.001	17:34:00.082
5 -	***1:31.250***	44.656	***2:15.906*** **(1)**	***78.64***		***17:36:15.988***
6 -	1:31.439	44.586	2:16.025 **(3)**	78.57	0.119	17:38:32.013

P3 124 J Harley BAKER — Kawasaki NINJA 400 - KGB Property Maintenance Services Ltd

IDEAL LAP TIME : 2:15.196 BEST LAP TIME : 2:15.563 DIFFERENCE : 0.367

LAP	SECTOR 1	SECTOR 2	LAP TIME	MPH	DIFF	TIME OF DAY
1 -		45.057	2:22.139	75.19	6.576	17:27:12.299
2 -	1:31.246	45.288	2:16.534	78.28	0.971	17:29:28.833
3 -	1:31.350	44.998	2:16.348	78.38	0.785	17:31:45.181
4 -	***1:30.867***	44.948	2:15.815 **(2)**	78.69	0.252	17:34:00.996
5 -	1:31.221	44.691	2:15.912 **(3)**	78.63	0.349	17:36:16.908
6 -	1:31.234	***44.329***	***2:15.563*** **(1)**	***78.84***		***17:38:32.471***

P4 27 J Alfie GARROD — Kawasaki NINJA 400 - ATP Motorsport

IDEAL LAP TIME : 2:15.546 BEST LAP TIME : 2:15.557 DIFFERENCE : 0.011

LAP	SECTOR 1	SECTOR 2	LAP TIME	MPH	DIFF	TIME OF DAY
1 -		44.889	2:22.728	74.88	7.171	17:27:12.888
2 -	1:31.095	44.954	2:16.049 **(3)**	78.56	0.492	17:29:28.937
3 -	1:31.304	45.021	2:16.325	78.40	0.768	17:31:45.262
4 -	1:31.076	44.984	2:16.060	78.55	0.503	17:34:01.322
5 -	1:30.961	***44.596***	***2:15.557*** **(1)**	***78.84***		***17:36:16.879***
6 -	***1:30.950***	44.762	2:15.712 **(2)**	78.75	0.155	17:38:32.591

P5 164 J George COWIE — Kawasaki NINJA 400 - Dad

IDEAL LAP TIME : 2:15.592 BEST LAP TIME : 2:15.664 DIFFERENCE : 0.072

LAP	SECTOR 1	SECTOR 2	LAP TIME	MPH	DIFF	TIME OF DAY
1 -		45.056	2:21.209	75.68	5.545	17:27:11.369
2 -	1:31.321	44.770	2:16.091 **(2)**	78.53	0.427	17:29:27.460
3 -	1:31.965	44.723	2:16.688	78.19	1.024	17:31:44.148
4 -	1:31.396	44.824	2:16.220 **(3)**	78.46	0.556	17:34:00.368
5 -	***1:30.960***	44.704	***2:15.664*** **(1)**	***78.78***		***17:36:16.032***
6 -	1:31.674	***44.632***	2:16.306	78.41	0.642	17:38:32.338

P6 90 J Harry BARRELL — Kawasaki NINJA 400 - CERAKOTE UK

IDEAL LAP TIME : 2:17.105 BEST LAP TIME : 2:17.559 DIFFERENCE : 0.454

LAP	SECTOR 1	SECTOR 2	LAP TIME	MPH	DIFF	TIME OF DAY
1 -		***44.799***	2:22.484	75.01	4.925	17:27:12.644
2 -	1:32.987	45.307	2:18.294 **(2)**	77.28	0.735	17:29:30.938
3 -	***1:32.306***	45.253	***2:17.559*** **(1)**	***77.69***		***17:31:48.497***
4 -	1:32.729	45.993	2:18.722 **(3)**	77.04	1.163	17:34:07.219
5 -	1:33.253	46.019	2:19.272	76.74	1.713	17:36:26.491
6 -	1:32.425	46.739	2:19.164	76.80	1.605	17:38:45.655

Weather / Track : Cloudy / Dry

Snetterton 300: 2.9689 miles
Date: 06/09/2026 Start: 17:24 Finish: 17:38

BMCRC - MRO Championships - Rnd 8 @ Snetterton

ACU TG Junior & Senior Cup & 250 MZs

RACE 19 - SECTOR ANALYSIS

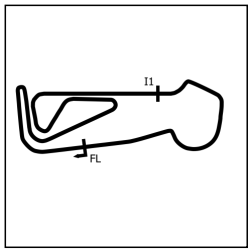

SECTOR 1 = FL to I1, SECTOR 2 = I1 to FL, DIFF = Difference To Personal Best Lap, P = Crossed Finish Line in Pit Lane, D = Time Disallowed

P7 125 J Isabelle WINGATE

Kawasaki NINJA 400 - NPS, Tripz.uk, PermaGroup, ARN Race

IDEAL LAP TIME : 2:18.819 BEST LAP TIME : 2:18.828 DIFFERENCE : 0.009

LAP	SECTOR 1	SECTOR 2	LAP TIME	MPH	DIFF	TIME OF DAY
1 -		46.824	2:26.252	73.07	7.424	17:27:16.412
2 -	1:32.912	***45.916***	***2:18.828*** **(1)**	***76.98***		***17:29:35.240***
3 -	1:33.867	47.135	2:21.002	75.80	2.174	17:31:56.242
4 -	1:33.689	46.571	2:20.260	76.20	1.432	17:34:16.502
5 -	1:33.407	46.246	2:19.653 **(3)**	76.53	0.825	17:36:36.155
6 -	***1:32.903***	46.485	2:19.388 **(2)**	76.67	0.560	17:38:55.543

P8 61 J Ollie EVETTS

Kawasaki NINJA 400 - C E Vehicle Repairs Ltd

IDEAL LAP TIME : 2:19.077 BEST LAP TIME : 2:19.126 DIFFERENCE : 0.049

LAP	SECTOR 1	SECTOR 2	LAP TIME	MPH	DIFF	TIME OF DAY
1 -		46.753	2:26.315	73.04	7.189	17:27:16.475
2 -	***1:32.965***	46.347	2:19.312 **(2)**	76.72	0.186	17:29:35.787
3 -	1:33.509	47.225	2:20.734	75.94	1.608	17:31:56.521
4 -	1:33.520	46.876	2:20.396	76.12	1.270	17:34:16.917
5 -	1:33.014	***46.112***	***2:19.126*** **(1)**	***76.82***		***17:36:36.043***
6 -	1:33.202	46.628	2:19.830 **(3)**	76.43	0.704	17:38:55.873

P9 25 J Chloe GLEESON

Kawasaki NINJA 400 - Sussex Independent Financial Advisers

IDEAL LAP TIME : 2:18.888 BEST LAP TIME : 2:19.076 DIFFERENCE : 0.188

LAP	SECTOR 1	SECTOR 2	LAP TIME	MPH	DIFF	TIME OF DAY
1 -		46.804	2:26.594	72.90	7.518	17:27:16.754
2 -	***1:32.765***	46.311	***2:19.076*** **(1)**	***76.85***		***17:29:35.830***
3 -	1:33.454	47.372	2:20.826	75.89	1.750	17:31:56.656
4 -	1:33.358	46.974	2:20.332	76.16	1.256	17:34:16.988
5 -	1:33.380	***46.123***	2:19.503 **(3)**	76.61	0.427	17:36:36.491
6 -	1:33.040	46.370	2:19.410 **(2)**	76.66	0.334	17:38:55.901

P10 113 J Annabelle MCCARTHY

Kawasaki NINJA 400 -

IDEAL LAP TIME : 2:19.631 BEST LAP TIME : 2:20.210 DIFFERENCE : 0.579

LAP	SECTOR 1	SECTOR 2	LAP TIME	MPH	DIFF	TIME OF DAY
1 -		54.861	2:34.230	69.29	14.020	17:27:24.390
2 -	1:35.144	***45.907***	2:21.051	75.77	0.841	17:29:45.441
3 -	1:34.293	46.005	2:20.298 **(2)**	76.18	0.088	17:32:05.739
4 -	1:34.472	46.289	2:20.761 **(3)**	75.93	0.551	17:34:26.500
5 -	1:34.740	46.312	2:21.052	75.77	0.842	17:36:47.552
6 -	***1:33.724***	46.486	***2:20.210*** **(1)**	***76.22***		***17:39:07.762***

P11 171 J Danny LEES

Kawasaki NINJA 400 - CAPITAL GROUP LTD. CAPITAL SPRA`

IDEAL LAP TIME : 2:21.207 BEST LAP TIME : 2:21.228 DIFFERENCE : 0.021

LAP	SECTOR 1	SECTOR 2	LAP TIME	MPH	DIFF	TIME OF DAY
1 -		46.980	2:29.036	71.71	7.808	17:27:19.196
2 -	1:35.581	47.039	2:22.620	74.94	1.392	17:29:41.816
3 -	1:36.788	47.228	2:24.016	74.21	2.788	17:32:05.832
4 -	1:35.227	46.709	2:21.936 **(3)**	75.30	0.708	17:34:27.768
5 -	1:34.581	***46.647***	***2:21.228*** **(1)**	***75.67***		***17:36:48.996***
6 -	***1:34.560***	46.914	2:21.474 **(2)**	75.54	0.246	17:39:10.470

P12 54 S Ben SCOTT

Kawasaki NINJA 400 - GI Landscapes VampTech

IDEAL LAP TIME : 2:25.831 BEST LAP TIME : 2:25.850 DIFFERENCE : 0.019

LAP	SECTOR 1	SECTOR 2	LAP TIME	MPH	DIFF	TIME OF DAY
1 -		48.501	2:31.771	70.42	5.921	17:27:21.931
2 -	1:38.020	48.759	2:26.779 **(3)**	72.81	0.929	17:29:48.710
3 -	1:38.551	48.840	2:27.391	72.51	1.541	17:32:16.101
4 -	1:38.887	49.226	2:28.113	72.16	2.263	17:34:44.214
5 -	1:37.577	***48.273***	***2:25.850*** **(1)**	***73.28***		***17:37:10.064***
6 -	***1:37.558***	48.472	2:26.030 **(2)**	73.19	0.180	17:39:36.094

Weather / Track : Cloudy / Dry

Snetterton 300: 2.9689 miles
Date: 06/09/2026 Start: 17:24 Finish: 17:38

BMCRC - MRO Championships - Rnd 8 @ Snetterton

ACU TG Junior & Senior Cup & 250 MZs

RACE 19 - SECTOR ANALYSIS

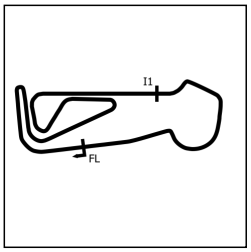

SECTOR 1 = FL to I1, SECTOR 2 = I1 to FL, DIFF = Difference To Personal Best Lap, P = Crossed Finish Line in Pit Lane, D = Time Disallowed

P13 82 J Bojan BLAZHEVSKI

Kawasaki NINJA 400 - Smart Car Specialist Limited

IDEAL LAP TIME : 2:25.619 BEST LAP TIME : 2:25.811 DIFFERENCE : 0.192

LAP	SECTOR 1	SECTOR 2	LAP TIME	MPH	DIFF	TIME OF DAY
1 -		50.075	2:34.117	69.35	8.306	17:27:24.277
2 -	1:37.734	49.283	2:27.017	72.69	1.206	17:29:51.294
3 -	1:38.366	49.189	2:27.555	72.43	1.744	17:32:18.849
4 -	***1:36.921***	48.890	***2:25.811*** **(1)**	***73.30***		***17:34:44.660***
5 -	1:37.285	48.747	2:26.032 **(3)**	73.18	0.221	17:37:10.692
6 -	1:37.325	***48.698***	2:26.023 **(2)**	73.19	0.212	17:39:36.715

P14 53 J Lucas EGGINTON

Kawasaki NINJA 400 -

IDEAL LAP TIME : 2:25.485 BEST LAP TIME : 2:25.695 DIFFERENCE : 0.210

LAP	SECTOR 1	SECTOR 2	LAP TIME	MPH	DIFF	TIME OF DAY
1 -		48.874	2:32.814	69.94	7.119	17:27:22.974
2 -	1:40.331	48.939	2:29.270	71.60	3.575	17:29:52.244
3 -	1:38.795	48.579	2:27.374	72.52	1.679	17:32:19.618
4 -	1:37.568	***48.200***	2:25.768 **(2)**	73.32	0.073	17:34:45.386
5 -	1:37.753	48.278	2:26.031 **(3)**	73.19	0.336	17:37:11.417
6 -	***1:37.285***	48.410	***2:25.695*** **(1)**	***73.35***		***17:39:37.112***

P15 1 MZ Alexander MANN

MZ TS 250 - HS RACING

IDEAL LAP TIME : 2:22.676 BEST LAP TIME : 2:22.705 DIFFERENCE : 0.029

LAP	SECTOR 1	SECTOR 2	LAP TIME	MPH	DIFF	TIME OF DAY
1 -		47.022	2:58.788	59.78	36.083	17:27:48.948
2 -	***1:35.670***	47.035	***2:22.705*** **(1)**	***74.89***		***17:30:11.653***
3 -	1:35.985	47.287	2:23.272 **(3)**	74.59	0.567	17:32:34.925
4 -	1:35.885	***47.006***	2:22.891 **(2)**	74.79	0.186	17:34:57.816
5 -	1:37.430	47.503	2:24.933	73.74	2.228	17:37:22.749
6 -	1:37.007	49.453	2:26.460	72.97	3.755	17:39:49.209

P16 33 S Patrick KLINGE

Kawasaki NINJA 400 - Klingklong Racing

IDEAL LAP TIME : 2:27.932 BEST LAP TIME : 2:28.176 DIFFERENCE : 0.244

LAP	SECTOR 1	SECTOR 2	LAP TIME	MPH	DIFF	TIME OF DAY
1 -		49.582	2:39.615	66.96	11.439	17:27:29.775
2 -	1:39.552	49.418	2:28.970 **(3)**	71.74	0.794	17:29:58.745
3 -	1:40.258	49.477	2:29.735	71.37	1.559	17:32:28.480
4 -	1:39.942	49.058	2:29.000	71.73	0.824	17:34:57.480
5 -	1:39.973	***48.892***	2:28.865 **(2)**	71.79	0.689	17:37:26.345
6 -	***1:39.040***	49.136	***2:28.176*** **(1)**	***72.13***		***17:39:54.521***

P17 85 MZ Andrew WALES

MZ ETZ 250 - Show Control International

IDEAL LAP TIME : 2:24.445 BEST LAP TIME : 2:24.488 DIFFERENCE : 0.043

LAP	SECTOR 1	SECTOR 2	LAP TIME	MPH	DIFF	TIME OF DAY
1 -		47.887	3:02.036	58.71	37.548	17:27:52.196
2 -	1:37.532	***47.364***	2:24.896 **(2)**	73.76	0.408	17:30:17.092
3 -	***1:37.081***	47.407	***2:24.488*** **(1)**	***73.97***		***17:32:41.580***
4 -	1:37.918	48.550	2:26.468 **(3)**	72.97	1.980	17:35:08.048
5 -	1:40.481	49.076	2:29.557	71.46	5.069	17:37:37.605
6 -	1:39.790	49.105	2:28.895	71.78	4.407	17:40:06.500

P18 24 S Louis HORWOOD

Kawasaki NINJA -

IDEAL LAP TIME : 2:27.869 BEST LAP TIME : 2:28.449 DIFFERENCE : 0.580

LAP	SECTOR 1	SECTOR 2	LAP TIME	MPH	DIFF	TIME OF DAY
1 -		52.344	2:40.693	66.51	12.244	17:27:30.853
2 -	1:38.695	50.006	2:28.701 **(2)**	71.87	0.252	17:29:59.554
3 -	1:39.205	***49.244***	***2:28.449*** **(1)**	***71.99***		***17:32:28.003***
4 -	1:39.439	49.695	2:29.134 **(3)**	71.66	0.685	17:34:57.137
5 -	***1:38.625***	1:01.088	2:39.713	66.92	11.264	17:37:36.850
6 -	1:40.388	50.436	2:30.824	70.86	2.375	17:40:07.674

Weather / Track : Cloudy / Dry

Snetterton 300: 2.9689 miles
Date: 06/09/2026 Start: 17:24 Finish: 17:38

BMCRC - MRO Championships - Rnd 8 @ Snetterton

ACU TG Junior & Senior Cup & 250 MZs

RACE 19 - SECTOR ANALYSIS

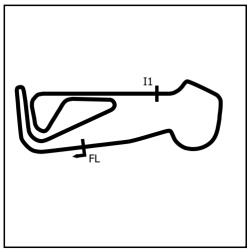

SECTOR 1 = FL to I1, SECTOR 2 = I1 to FL, DIFF = Difference To Personal Best Lap, P = Crossed Finish Line in Pit Lane, D = Time Disallowed

P19 337 S Lee HORWOOD — Kawasaki NINJA 300 - Melman Electrical

IDEAL LAP TIME : 2:30.998 BEST LAP TIME : 2:31.148 DIFFERENCE : 0.150

LAP	SECTOR 1	SECTOR 2	LAP TIME		MPH	DIFF	TIME OF DAY
1 -		51.339	2:39.715		66.91	8.567	17:27:29.875
2 -	1:41.324	***50.610***	2:31.934	**(3)**	70.34	0.786	17:30:01.809
3 -	1:43.334	50.914	2:34.248		69.29	3.100	17:32:36.057
4 -	1:40.917	50.815	2:31.732	**(2)**	70.44	0.584	17:35:07.789
5 -	1:42.005	51.014	2:33.019		69.84	1.871	17:37:40.808
6 -	***1:40.388***	50.760	***2:31.148***	**(1)**	***70.71***		***17:40:11.956***

P20 13 MZ Gordon RYAN — MZ 250 - Prism Work Psychology

IDEAL LAP TIME : 2:26.701 BEST LAP TIME : 2:26.739 DIFFERENCE : 0.038

LAP	SECTOR 1	SECTOR 2	LAP TIME		MPH	DIFF	TIME OF DAY
1 -		50.239	3:05.997		57.46	39.258	17:27:56.157
2 -	1:39.924	48.938	2:28.862		71.79	2.123	17:30:25.019
3 -	1:38.273	48.505	2:26.778	**(2)**	72.81	0.039	17:32:51.797
4 -	1:38.249	***48.490***	***2:26.739***	**(1)**	***72.83***		***17:35:18.536***
5 -	***1:38.211***	48.859	2:27.070	**(3)**	72.67	0.331	17:37:45.606
6 -	1:38.744	49.430	2:28.174		72.13	1.435	17:40:13.780

P21 89 MZ James MCCORMACK — MZ TS 250 -

IDEAL LAP TIME : 2:29.619 BEST LAP TIME : 2:30.121 DIFFERENCE : 0.502

LAP	SECTOR 1	SECTOR 2	LAP TIME		MPH	DIFF	TIME OF DAY
1 -		49.722	3:05.395		57.65	35.274	17:27:55.555
2 -	1:40.540	50.213	2:30.753		70.89	0.632	17:30:26.308
3 -	1:39.943	50.178	***2:30.121***	**(1)**	***71.19***		***17:32:56.429***
4 -	1:40.192	50.191	2:30.383	**(3)**	71.07	0.262	17:35:26.812
5 -	***1:39.899***	50.876	2:30.775		70.88	0.654	17:37:57.587
6 -	1:40.424	***49.720***	2:30.144	**(2)**	71.18	0.023	17:40:27.731

P22 102 MZ Caleb WRIGHT — MZ ETZ 250 - Clover Investments

IDEAL LAP TIME : 2:27.429 BEST LAP TIME : 2:27.913 DIFFERENCE : 0.484

LAP	SECTOR 1	SECTOR 2	LAP TIME		MPH	DIFF	TIME OF DAY
1 -		48.759	3:03.724		58.17	35.811	17:27:53.884
2 -	1:39.629	48.763	2:28.392	**(3)**	72.02	0.479	17:30:22.276
3 -	1:39.677	***48.236***	***2:27.913***	**(1)**	***72.25***		***17:32:50.189***
4 -	1:39.816	48.416	2:28.232	**(2)**	72.10	0.319	17:35:18.421
5 -	***1:39.193***						

P23 110 J Tyler HARTLEY — Kawasaki NINJA 400 - DWRacing

IDEAL LAP TIME : 2:16.744 BEST LAP TIME : 2:16.744 DIFFERENCE : 0.000

LAP	SECTOR 1	SECTOR 2	LAP TIME		MPH	DIFF	TIME OF DAY
1 -		45.067	2:20.819		75.89	4.075	17:27:10.979
2 -	***1:31.786***	***44.958***	***2:16.744***	**(1)**	***78.16***		***17:29:27.723***

P24 96 MZ Chris KENT — MZ TS 250 -

IDEAL LAP TIME : BEST LAP TIME : DIFFERENCE :

LAP	SECTOR 1	SECTOR 2	LAP TIME	MPH	DIFF	TIME OF DAY
1 -		***48.926***	3:04.549	57.91		17:27:54.709

BMCRC - MRO Championships - Rnd 8 @ Snetterton

ACU TG Junior & Senior Cup & 250 MZs

RACE 19 - BEST SECTORS

	SECTOR 1		SECTOR 2	
POS	NO	TIME	NO	TIME
1	**36**	**1:30.761**	**124**	**44.329**
2	**124**	**1:30.867**	**99**	**44.526**
3	**27**	**1:30.950**	**27**	**44.596**
4	**164**	**1:30.960**	**164**	**44.632**
5	**99**	**1:31.250**	**36**	**44.724**
6	**110**	**1:31.786**	**90**	**44.799**
7	**90**	**1:32.306**	**110**	**44.958**
8	**25**	**1:32.765**	**113**	**45.907**
9	**125**	**1:32.903**	**125**	**45.916**
10	**61**	**1:32.965**	**61**	**46.112**
11	**113**	**1:33.724**	**25**	**46.123**
12	**171**	**1:34.560**	**171**	**46.647**
13	**1**	**1:35.670**	**1**	**47.006**
14	**82**	**1:36.921**	**85**	**47.364**
15	**85**	**1:37.081**	**53**	**48.200**
16	**53**	**1:37.285**	**102**	**48.236**
17	**54**	**1:37.558**	**54**	**48.273**
18	**13**	**1:38.211**	**13**	**48.490**
19	**24**	**1:38.625**	**82**	**48.698**
20	**33**	**1:39.040**	**33**	**48.892**
21	**102**	**1:39.193**	**96**	**48.926**
22	**89**	**1:39.899**	**24**	**49.244**
23	**337**	**1:40.388**	**89**	**49.720**
24			**337**	**50.610**

IDEAL / BEST COMPARISON

POS	NO	NAME	IDEAL	BEST	DIFF
		PERFECT LAP	**2:15.090**		
1	**124**	BAKER	2:15.196	2:15.563	**0.367**
2	**36**	SOILLEUX	2:15.485	2:15.616	**0.131**
3	**27**	GARROD	2:15.546	2:15.557	**0.011**
4	**164**	COWIE	2:15.592	2:15.664	**0.072**
5	**99**	ROUND	2:15.776	2:15.906	**0.130**
6	**110**	HARTLEY	2:16.744	2:16.744	**0.000**
7	**90**	BARRELL	2:17.105	2:17.559	**0.454**
8	**125**	WINGATE	2:18.819	2:18.828	**0.009**
9	**25**	GLEESON	2:18.888	2:19.076	**0.188**
10	**61**	EVETTS	2:19.077	2:19.126	**0.049**
11	**113**	MCCARTHY	2:19.631	2:20.210	**0.579**
12	**171**	LEES	2:21.207	2:21.228	**0.021**
13	**1**	MANN	2:22.676	2:22.705	**0.029**
14	**85**	WALES	2:24.445	2:24.488	**0.043**
15	**53**	EGGINTON	2:25.485	2:25.695	**0.210**
16	**82**	BLAZHEVSKI	2:25.619	2:25.811	**0.192**
17	**54**	SCOTT	2:25.831	2:25.850	**0.019**
18	**13**	RYAN	2:26.701	2:26.739	**0.038**
19	**102**	WRIGHT	2:27.429	2:27.913	**0.484**
20	**24**	HORWOOD	2:27.869	2:28.449	**0.580**
21	**33**	KLINGE	2:27.932	2:28.176	**0.244**
22	**89**	MCCORMACK	2:29.619	2:30.121	**0.502**
23	**337**	HORWOOD	2:30.998	2:31.148	**0.150**
24	**96**	KENT			

Weather / Track : Cloudy / Dry

Snetterton 300: 2.9689 miles
Date: 06/09/2026 Start: 17:24 Finish: 17:38

Results can be found at www.tsl-timing.com

Printed - 17:42 Sunday, 06 September 2026

BMCRC - MRO Championships - Rnd 8 @ Snetterton

ACU TG Junior & Senior Cup & 250 MZs

RACE 19 - STATISTICS

Competitors Started	24
Planned Start	2026-09-06 @ 17:00:00.000
Actual Start	2026-09-06 @ 17:24:50.159
Finish Time	2026-09-06 @ 17:38:31.878
Track Length	2.9689mi.
Total Laps	133
Total Distance Covered	394.8652mi.

Session Fastest Lap History

NO	CL	NAME	LAP TIME	TIME OF DAY	LAP	VEHICLE
164	J	**George COWIE**	**2:16.091**	17:29:27.460	2	Kawasaki NINJA 400
27	J	**Alfie GARROD**	**2:16.049**	17:29:28.937	2	Kawasaki NINJA 400
99	J	**William ROUND**	**2:15.907**	17:34:00.082	4	Kawasaki NINJA
124	J	**Harley BAKER**	**2:15.815**	17:34:00.996	4	Kawasaki NINJA 400
164	J	**George COWIE**	**2:15.664**	17:36:16.032	5	Kawasaki NINJA 400
36	J	**Leo SOILLEUX**	**2:15.616**	17:36:16.217	5	Kawasaki EX400
27	J	**Alfie GARROD**	**2:15.557**	17:36:16.879	5	Kawasaki NINJA 400

Session Leader History

NO	CL	NAME	FROM LAP	LAPS LED	DISTANCE	VEHICLE
110	J	**Tyler HARTLEY**	1	1	2.96 miles	Kawasaki NINJA 400
164	J	**George COWIE**	2	2	5.93 miles	Kawasaki NINJA 400
99	J	**William ROUND**	4	2	5.93 miles	Kawasaki NINJA
36	J	**Leo SOILLEUX**	6	1	2.96 miles	Kawasaki EX400

Flag History

TYPE	TIME OF DAY
GREEN	17:24:50.159
FINISH	17:38:31.878

Flag Statistics

TYPE	COUNT	TOTAL LAPS	TOTAL TIME
Green	1	6	16:18.771
Red	0	0	0.000
Safety Car	0	0	0.000
FCY	0	0	0.000

Weather / Track : Cloudy / Dry

Snetterton 300: 2.9689 miles
Date: 06/09/2026 Start: 17:24 Finish: 17:38

BMCRC - MRO Championships - Rnd 8 @ Snetterton

ACU TG Junior & Senior Cup & 250 MZs

RACE 19 - STATISTICS

CLASS : J

14 Starters

Fastest Lap History

NO	NAME	LAP TIME	TIME OF DAY	LAP	VEHICLE
164	**George COWIE**	**2:16.091**	17:29:27.460	2	Kawasaki NINJA 400
27	**Alfie GARROD**	**2:16.049**	17:29:28.937	2	Kawasaki NINJA 400
99	**William ROUND**	**2:15.907**	17:34:00.082	4	Kawasaki NINJA
124	**Harley BAKER**	**2:15.815**	17:34:00.996	4	Kawasaki NINJA 400
164	**George COWIE**	**2:15.664**	17:36:16.032	5	Kawasaki NINJA 400
36	**Leo SOILLEUX**	**2:15.616**	17:36:16.217	5	Kawasaki EX400
27	**Alfie GARROD**	**2:15.557**	17:36:16.879	5	Kawasaki NINJA 400

Leader History

NO	NAME	FROM LAP	LAPS LED	DISTANCE	VEHICLE
110	**Tyler HARTLEY**	1	1	2.96 miles	Kawasaki NINJA 400
164	**George COWIE**	2	2	5.93 miles	Kawasaki NINJA 400
99	**William ROUND**	4	2	5.93 miles	Kawasaki NINJA
36	**Leo SOILLEUX**	6	1	2.96 miles	Kawasaki EX400

BMCRC - MRO Championships - Rnd 8 @ Snetterton

ACU TG Junior & Senior Cup & 250 MZs

RACE 19 - STATISTICS

CLASS : S

4 Starters

Fastest Lap History

NO	NAME	LAP TIME	TIME OF DAY	LAP	VEHICLE
54	**Ben SCOTT**	**2:26.779**	17:29:48.710	2	Kawasaki NINJA 400
54	**Ben SCOTT**	**2:25.850**	17:37:10.064	5	Kawasaki NINJA 400

Leader History

NO	NAME	FROM LAP	LAPS LED	DISTANCE	VEHICLE
54	**Ben SCOTT**	1	6	17.81 miles	Kawasaki NINJA 400

BMCRC - MRO Championships - Rnd 8 @ Snetterton

ACU TG Junior & Senior Cup & 250 MZs

RACE 19 - STATISTICS

CLASS : MZ

6 Starters

Fastest Lap History

NO	NAME	LAP TIME	TIME OF DAY	LAP	VEHICLE
1	**Alexander MANN**	**2:22.705**	17:30:11.653	2	MZ TS 250

Leader History

NO	NAME	FROM LAP	LAPS LED	DISTANCE	VEHICLE
1	**Alexander MANN**	1	6	17.81 miles	MZ TS 250











SETON TUNING MRO POWERBIKES & MRO CLUBMAN 1000 CUP | MRO RETRO 1000s |

TW SUSPENSION BMCRC THUNDERBIKE EXTREME | TBR PERFORMANCE BMCRC THUNDERBIKE ULTRA



BMCRC-MRO Championships – Round 8

Snetterton 300

5th / 6th September 2026

T S L
SPORTS TIMING
TIMING SOLUTIONS LTD

Timing & Results Provided by Timing Solutions Ltd

www.tsl-timing.com

Snetterton 300 Circuit

Norwich, Norfolk, UK

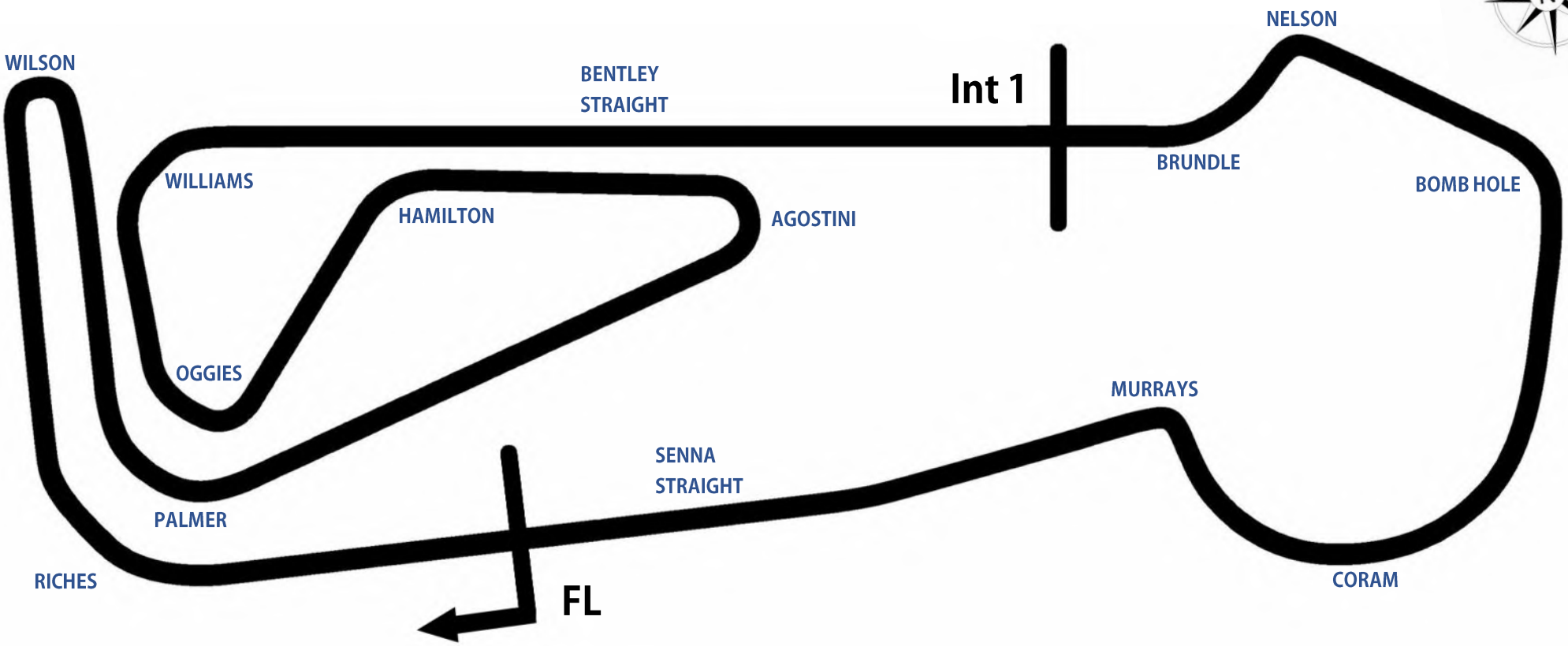

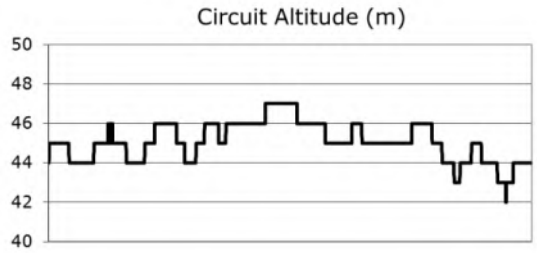

Length	2.9689 miles | 4.778 km | 4778.0 m		
FL		52.46340 N	0.94476 E
Int 1	3198m	52.46617 N	0.94964 E
Pit Entry	4572m	52.46364 N	0.94774 E
Pit Exit	40m after FL	52.46338 N	0.94420 E
Pit Entry - Pit Exit	246m, 17.7S @ 50kph, 14.7s @ 60kph		

Results & Live Timing available at – www.tsl-timing.com

Updated - 14/03/2024 14:52







BMCRC - MRO Championships - Rnd 8 @ Snetterton

Powerbikes inc Clubman 1000 & Retro 1000

QUALIFYING - CLASSIFICATION

POS	NO	CL	PIC	NAME	ENTRY	TIME	ON	LAPS	GAP	DIFF	MPH
1	**6**		1	**Brendan MALLINDER**	Honda FIREBLADE - Team MALLY	**1:55.979**	4	5			92.15
2	**88**		2	**Scott HALLIDAY**	Honda CBRR 1000 - Performance fitness gym	**1:56.347**	4	4	**0.368**	0.368	91.86
3	**74**		3	**Joe MORPHETT**	BMW S1000RR -	**1:57.639**	5	5	**1.660**	1.292	90.85
4	**87**		4	**Karl THOMPSON**	Honda FIREBLADE RR - #Teamrace/Bishops Lane Gai	**1:57.759**	4	5	**1.780**	0.120	90.76
5	**12**		5	**Matt PALLETT**	Triumph 765RS - LRB ELECTRICAL & BUILDING SOL	**1:57.929**	5	5	**1.950**	0.170	90.63
6	**1**	U	1	**Tyler DONOVAN**	Kawasaki ZX10R - TMT Racing	**1:59.538**	4	4	**3.559**	1.609	89.41
7	**15**	C	1	**Tommy JONES**	Honda CBR1000RRR - Grandad / Armada racing	**2:00.250**	5	5	**4.271**	0.712	88.88
8	**530**	U	2	**Morgan CREASEY**	Suzuki GSXR 750 - Green plant	**2:00.726**	4	5	**4.747**	0.476	88.53
9	**850**	RET	1	**Clinton WOOD (U)**	Suzuki GSXR1000 - CLINTON WOOD	**2:01.104**	3	5	**5.125**	0.378	88.25
10	**22**	C	2	**Aaron NUNN**	BMW S1000RR - Fellows grab away, Gemini scaffoldin	**2:01.708**	5	5	**5.729**	0.604	87.81
11	**21**	C	3	**Marc BETTS**	Yamaha R1 - Alex James construction / ACRE	**2:01.715**	2	5	**5.736**	0.007	87.81
12	**56**	C	4	**Stuart PARKER**	Suzuki GSXR750 Next Gen - MT Vehicle Solutions Ltd	**2:02.326**	3	5	**6.347**	0.611	87.37
13	**55**	C	5	**Kirt POWELL**	Bmw S1000RR - Kirt powell plumbing and heating	**2:03.281**	2	3	**7.302**	0.955	86.69
14	**81**	C	6	**Dan HARTLE**	Yamaha R1 2CR - #Teamrace	**2:03.812**	5	5	**7.833**	0.531	86.32
15	**36**	C	7	**Alan MORGAN**	Suzuki GSXR 1000 - Little Duck Racing	**2:04.085**	5	5	**8.106**	0.273	86.13
16	**122**	C	8	**Dale HILL**	Yamaha R1 -	**2:04.091**	3	5	**8.112**	0.006	86.13
17	**64**		6	**Mario GIAMPAGLIA**	BMW S1000RR - BES Electrical Ltd.	**2:05.457**	4	5	**9.478**	1.366	85.19
18	**23**	C	9	**Jason PAES**	Aprilia RSV4 - J&R Electrical Ltd	**2:05.504**	5	5	**9.525**	0.047	85.16
19	**78**	C	10	**Jamie THOMAS**	Suzuki GSXR 1000 - Team RubyRacing	**2:05.796**	2	5	**9.817**	0.292	84.96
20	**16**	C	11	**Ryan BULL**	Honda CBR1000RR - CSS Scaffolding LTD	**2:05.949**	3	5	**9.970**	0.153	84.86
21	**813**	C	12	**Angus BRACKEN**	Kawasaki ZX10RR -	**2:06.000**	5	5	**10.021**	0.051	84.82
22	**69**	E	1	**Tony RUSSO**	Suzuki GSXR 750 - Wymark Lubricants	**2:07.259**	5	5	**11.280**	1.259	83.98
23	**48**	E	2	**Shaun WALLIS**	Suzuki GSXR 750 - MBC Despatch Racing	**2:07.554**	3	5	**11.575**	0.295	83.79
24	**14**	C	13	**Alex YIANNI**	BMW S1000 RR - Boakes Joinery/Almig Compressors/	**2:08.267**	5	5	**12.288**	0.713	83.32
25	**50**	RET	2	**Lee ELLIS**	Honda CBR1000RR - ATP MOTORSPORT	**2:08.577**	5	5	**12.598**	0.310	83.12
26	**117**	E	3	**Raymond STAGG**	Suzuki GSXR 750 -	**2:09.038**	5	5	**13.059**	0.461	82.82
27	**41**	E	4	**David ABRAHAM**	Yamaha R1 - Cambridge Motorcycles	**2:09.049**	3	5	**13.070**	0.011	82.82
28	**63**	RET	3	**Matt WREN (U)**	- TBR Performance	**2:09.408**	3	3	**13.429**	0.359	82.59
29	**65**	C	14	**Gareth FAITH**	BMW S1000RR - Sitramoto	**2:13.894**	3	3	**17.915**	4.486	79.82

Weather / Track : Bright / Dry
These results are provisional until the conclusion of any judicial and technical matters.

Date: 05/09/2026 Start: 10:00 Finish: 10:10
Snetterton 300: 2.9689 miles

Clerk Of Course: Den Grant / Caroline Patterson	Timekeeper: Richard Evans	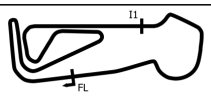

Results can be found at www.tsl-timing.com

Printed - 10:12 Saturday, 05 September 2026







BMCRC - MRO Championships - Rnd 8 @ Snetterton

Powerbikes inc Clubman 1000 & Retro 1000

QUALIFYING - SECTOR ANALYSIS

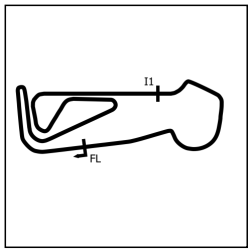

SECTOR 1 = FL to I1, SECTOR 2 = I1 to FL, DIFF = Difference To Personal Best Lap, P = Crossed Finish Line in Pit Lane, D = Time Disallowed

P1 6 Brendan MALLINDER — Honda FIREBLADE - Team MALLY

IDEAL LAP TIME : 1:55.979 BEST LAP TIME : 1:55.979 DIFFERENCE : 0.000

LAP	SECTOR 1	SECTOR 2	LAP TIME		MPH	DIFF	TIME OF DAY
1 -	1:26.554	42.446	2:09.000		82.85	13.021	10:02:38.356
2 -	1:19.062	39.661	1:58.723		90.02	2.744	10:04:37.079
3 -	1:18.158	39.069	1:57.227	(3)	91.17	1.248	10:06:34.306
4 -	***1:17.128***	***38.851***	***1:55.979***	***(1)***	***92.15***		***10:08:30.285***
5 -	1:17.373	39.012	1:56.385	(2)	91.83	0.406	10:10:26.670

P2 88 Scott HALLIDAY — Honda CBRR 1000 - Performance fitness gym

IDEAL LAP TIME : 1:56.347 BEST LAP TIME : 1:56.347 DIFFERENCE : 0.000

LAP	SECTOR 1	SECTOR 2	LAP TIME		MPH	DIFF	TIME OF DAY
1 -	1:22.209	40.169	2:02.378		87.33	6.031	10:02:32.076
2 -	1:18.597	39.366	1:57.963	(3)	90.60	1.616	10:04:30.039
3 -	1:17.823	39.225	1:57.048	(2)	91.31	0.701	10:06:27.087
4 -	***1:17.325***	***39.022***	***1:56.347***	***(1)***	***91.86***		***10:08:23.434***
5 -	1:26.302						

P3 74 Joe MORPHETT — BMW S1000RR -

IDEAL LAP TIME : 1:57.639 BEST LAP TIME : 1:57.639 DIFFERENCE : 0.000

LAP	SECTOR 1	SECTOR 2	LAP TIME		MPH	DIFF	TIME OF DAY
1 -	1:25.876	42.573	2:08.449	(3)	83.20	10.810	10:02:55.655
2 -	1:19.350	39.751	1:59.101	(2)	89.73	1.462	10:04:54.756
3 -	1:19.558	IN PIT	2:22.950	P	74.76	25.311	10:07:17.706
4 -	OUTLAP	41.936	2:15.898		78.64	18.259	10:09:33.604
5 -	***1:18.627***	***39.012***	***1:57.639***	***(1)***	***90.85***		***10:11:31.243***

P4 87 Karl THOMPSON — Honda FIREBLADE RR - #Teamrace/Bishops Lane Garage

IDEAL LAP TIME : 1:57.759 BEST LAP TIME : 1:57.759 DIFFERENCE : 0.000

LAP	SECTOR 1	SECTOR 2	LAP TIME		MPH	DIFF	TIME OF DAY
1 -	1:25.598	41.973	2:07.571		83.78	9.812	10:02:40.772
2 -	1:19.396	40.359	1:59.755		89.24	1.996	10:04:40.527
3 -	1:19.371	40.101	1:59.472	(3)	89.46	1.713	10:06:39.999
4 -	***1:18.209***	***39.550***	***1:57.759***	***(1)***	***90.76***		***10:08:37.758***
5 -	1:18.360	39.983	1:58.343	(2)	90.31	0.584	10:10:36.101

P5 12 Matt PALLETT — Triumph 765RS - LRB ELECTRICAL & BUILDING SOLUTIONS

IDEAL LAP TIME : 1:57.929 BEST LAP TIME : 1:57.929 DIFFERENCE : 0.000

LAP	SECTOR 1	SECTOR 2	LAP TIME		MPH	DIFF	TIME OF DAY
1 -	1:21.403	40.137	2:01.540		87.93	3.611	10:02:28.810
2 -	1:20.915	39.903	2:00.818		88.46	2.889	10:04:29.628
3 -	1:18.826	39.656	1:58.482	(2)	90.20	0.553	10:06:28.110
4 -	1:19.247	39.367	1:58.614	(3)	90.10	0.685	10:08:26.724
5 -	***1:18.591***	***39.338***	***1:57.929***	***(1)***	***90.63***		***10:10:24.653***

P6 1 U Tyler DONOVAN — Kawasaki ZX10R - TMT Racing

IDEAL LAP TIME : 1:59.538 BEST LAP TIME : 1:59.538 DIFFERENCE : 0.000

LAP	SECTOR 1	SECTOR 2	LAP TIME		MPH	DIFF	TIME OF DAY
1 -	1:27.650	41.741	2:09.391		82.60	9.853	10:02:48.910
2 -	1:20.756	41.059	2:01.815	(3)	87.74	2.277	10:04:50.725
3 -	1:20.700	40.526	2:01.226	(2)	88.16	1.688	10:06:51.951
4 -	***1:19.294***	***40.244***	***1:59.538***	***(1)***	***89.41***		***10:08:51.489***
5 -	1:25.321						

Weather / Track : Bright / Dry

Snetterton 300: 2.9689 miles
Date: 05/09/2026 Start: 10:00 Finish: 10:10

BMCRC - MRO Championships - Rnd 8 @ Snetterton

Powerbikes inc Clubman 1000 & Retro 1000

QUALIFYING - SECTOR ANALYSIS

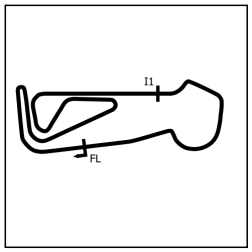

SECTOR 1 = FL to I1, SECTOR 2 = I1 to FL, DIFF = Difference To Personal Best Lap, P = Crossed Finish Line in Pit Lane, D = Time Disallowed

P7 15 C Tommy JONES — Honda CBR1000RRR - Grandad / Armada racing

IDEAL LAP TIME : 2:00.250 BEST LAP TIME : 2:00.250 DIFFERENCE : 0.000

LAP	SECTOR 1	SECTOR 2	LAP TIME		MPH	DIFF	TIME OF DAY
1 -	1:26.834	41.262	2:08.096		83.43	7.846	10:02:38.568
2 -	1:21.562	41.209	2:02.771		87.05	2.521	10:04:41.339
3 -	1:21.315	40.906	2:02.221	(3)	87.44	1.971	10:06:43.560
4 -	1:21.328	40.609	2:01.937	(2)	87.65	1.687	10:08:45.497
5 -	***1:20.157***	***40.093***	***2:00.250***	***(1)***	***88.88***		***10:10:45.747***

P8 530 U Morgan CREASEY — Suzuki GSXR 750 - Green plant

IDEAL LAP TIME : 2:00.726 BEST LAP TIME : 2:00.726 DIFFERENCE : 0.000

LAP	SECTOR 1	SECTOR 2	LAP TIME		MPH	DIFF	TIME OF DAY
1 -	1:28.790	42.945	2:11.735		81.13	11.009	10:02:44.845
2 -	1:21.324	42.190	2:03.514	(3)	86.53	2.788	10:04:48.359
3 -	1:23.330	41.787	2:05.117		85.42	4.391	10:06:53.476
4 -	***1:20.616***	***40.110***	***2:00.726***	***(1)***	***88.53***		***10:08:54.202***
5 -	1:20.975	40.737	2:01.712	(2)	87.81	0.986	10:10:55.914

P9 850 RET Clinton WOOD (U) — Suzuki GSXR1000 - CLINTON WOOD

IDEAL LAP TIME : 2:01.104 BEST LAP TIME : 2:01.104 DIFFERENCE : 0.000

LAP	SECTOR 1	SECTOR 2	LAP TIME		MPH	DIFF	TIME OF DAY
1 -	1:25.267	41.621	2:06.888		84.23	5.784	10:02:33.721
2 -	1:20.575	40.827	2:01.402	(2)	88.03	0.298	10:04:35.123
3 -	***1:20.515***	***40.589***	***2:01.104***	***(1)***	***88.25***		***10:06:36.227***
4 -	1:20.959	40.773	2:01.732		87.80	0.628	10:08:37.959
5 -	1:20.736	40.684	2:01.420	(3)	88.02	0.316	10:10:39.379

P10 22 C Aaron NUNN — BMW S1000RR - Fellows grab away, Gemini scaffolding ,Severr

IDEAL LAP TIME : 2:01.486 BEST LAP TIME : 2:01.708 DIFFERENCE : 0.222

LAP	SECTOR 1	SECTOR 2	LAP TIME		MPH	DIFF	TIME OF DAY
1 -	1:30.833	47.757	2:18.590		77.12	16.882	10:03:00.085
2 -	1:31.413	43.379	2:14.792		79.29	13.084	10:05:14.877
3 -	1:22.506	41.480	2:03.986	(3)	86.20	2.278	10:07:18.863
4 -	1:22.771	***40.925***	2:03.696	(2)	86.40	1.988	10:09:22.559
5 -	***1:20.561***	41.147	***2:01.708***	***(1)***	***87.81***		***10:11:24.267***

P11 21 C Marc BETTS — Yamaha R1 - Alex James construction / ACRE

IDEAL LAP TIME : 2:01.715 BEST LAP TIME : 2:01.715 DIFFERENCE : 0.000

LAP	SECTOR 1	SECTOR 2	LAP TIME		MPH	DIFF	TIME OF DAY
1 -	1:23.742	41.570	2:05.312		85.29	3.597	10:02:33.245
2 -	***1:20.731***	***40.984***	***2:01.715***	***(1)***	***87.81***		***10:04:34.960***
3 -	1:22.134	41.121	2:03.255	(2)	86.71	1.540	10:06:38.215
4 -	1:22.191	41.375	2:03.566	(3)	86.49	1.851	10:08:41.781
5 -	1:22.468	41.669	2:04.137		86.09	2.422	10:10:45.918

P12 56 C Stuart PARKER — Suzuki GSXR750 Next Gen - MT Vehicle Solutions Ltd

IDEAL LAP TIME : 2:02.280 BEST LAP TIME : 2:02.326 DIFFERENCE : 0.046

LAP	SECTOR 1	SECTOR 2	LAP TIME		MPH	DIFF	TIME OF DAY
1 -	1:27.936	42.033	2:09.969		82.23	7.643	10:03:15.460
2 -	1:22.369	41.263	2:03.632	(3)	86.45	1.306	10:05:19.092
3 -	1:21.400	***40.926***	***2:02.326***	***(1)***	***87.37***		***10:07:21.418***
4 -	1:23.037	42.680	2:05.717		85.01	3.391	10:09:27.135
5 -	***1:21.354***	42.255	2:03.609	(2)	86.46	1.283	10:11:30.744

BMCRC - MRO Championships - Rnd 8 @ Snetterton

Powerbikes inc Clubman 1000 & Retro 1000

QUALIFYING - SECTOR ANALYSIS

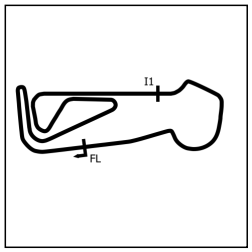

SECTOR 1 = FL to I1, SECTOR 2 = I1 to FL, DIFF = Difference To Personal Best Lap, P = Crossed Finish Line in Pit Lane, D = Time Disallowed

P13 55 C Kirt POWELL — Bmw S1000RR - Kirt powell plumbing and heating

IDEAL LAP TIME : 2:02.317 BEST LAP TIME : 2:03.281 DIFFERENCE : 0.964

LAP	SECTOR 1	SECTOR 2	LAP TIME		MPH	DIFF	TIME OF DAY
1 -	1:28.585	42.776	2:11.361	(3)	81.36	8.080	10:02:45.138
2 -	***1:21.186***	42.095	***2:03.281***	**(1)**	***86.69***		***10:04:48.419***
3 -	1:24.054	***41.131***	2:05.185	(2)	85.37	1.904	10:06:53.604
4 -	1:21.773						

P14 81 C Dan HARTLE — Yamaha R1 2CR - #Teamrace

IDEAL LAP TIME : 2:03.739 BEST LAP TIME : 2:03.812 DIFFERENCE : 0.073

LAP	SECTOR 1	SECTOR 2	LAP TIME		MPH	DIFF	TIME OF DAY
1 -	1:34.004	43.484	2:17.488		77.73	13.676	10:03:15.181
2 -	1:24.617	42.548	2:07.165		84.04	3.353	10:05:22.346
3 -	1:24.341	42.308	2:06.649	(3)	84.39	2.837	10:07:28.995
4 -	1:23.720	***41.592***	2:05.312	(2)	85.29	1.500	10:09:34.307
5 -	***1:22.147***	41.665	***2:03.812***	**(1)**	***86.32***		***10:11:38.119***

P15 36 C Alan MORGAN — Suzuki GSXR 1000 - Little Duck Racing

IDEAL LAP TIME : 2:04.085 BEST LAP TIME : 2:04.085 DIFFERENCE : 0.000

LAP	SECTOR 1	SECTOR 2	LAP TIME		MPH	DIFF	TIME OF DAY
1 -	1:30.156	43.454	2:13.610		79.99	9.525	10:02:50.532
2 -	1:22.777	41.793	2:04.570	(2)	85.79	0.485	10:04:55.102
3 -	1:24.558	42.577	2:07.135		84.06	3.050	10:07:02.237
4 -	1:24.102	42.350	2:06.452	(3)	84.52	2.367	10:09:08.689
5 -	***1:22.597***	***41.488***	***2:04.085***	**(1)**	***86.13***		***10:11:12.774***

P16 122 C Dale HILL — Yamaha R1 -

IDEAL LAP TIME : 2:04.091 BEST LAP TIME : 2:04.091 DIFFERENCE : 0.000

LAP	SECTOR 1	SECTOR 2	LAP TIME		MPH	DIFF	TIME OF DAY
1 -	1:29.988	43.408	2:13.396		80.12	9.305	10:02:45.767
2 -	1:23.706	41.537	2:05.243	(3)	85.33	1.152	10:04:51.010
3 -	***1:22.699***	***41.392***	***2:04.091***	**(1)**	***86.13***		***10:06:55.101***
4 -	1:23.069	42.141	2:05.210	(2)	85.36	1.119	10:09:00.311
5 -	1:22.936	42.513	2:05.449		85.19	1.358	10:11:05.760

P17 64 Mario GIAMPAGLIA — BMW S1000RR - BES Electrical Ltd.

IDEAL LAP TIME : 2:04.653 BEST LAP TIME : 2:05.457 DIFFERENCE : 0.804

LAP	SECTOR 1	SECTOR 2	LAP TIME		MPH	DIFF	TIME OF DAY
1 -	1:29.115	42.278	2:11.393		81.34	5.936	10:02:41.897
2 -	1:23.354	42.663	2:06.017	(3)	84.81	0.560	10:04:47.914
3 -	1:25.025	***41.748***	2:06.773		84.30	1.316	10:06:54.687
4 -	***1:22.905***	42.552	***2:05.457***	**(1)**	***85.19***		***10:09:00.144***
5 -	1:23.742	41.874	2:05.616	(2)	85.08	0.159	10:11:05.760

P18 23 C Jason PAES — Aprilia RSV4 - J&R Electrical Ltd

IDEAL LAP TIME : 2:05.174 BEST LAP TIME : 2:05.504 DIFFERENCE : 0.330

LAP	SECTOR 1	SECTOR 2	LAP TIME		MPH	DIFF	TIME OF DAY
1 -	1:30.754	44.144	2:14.898		79.23	9.394	10:02:54.103
2 -	1:24.896	43.392	2:08.288		83.31	2.784	10:05:02.391
3 -	1:24.283	***41.947***	2:06.230	(3)	84.67	0.726	10:07:08.621
4 -	***1:23.227***	42.329	2:05.556	(2)	85.12	0.052	10:09:14.177
5 -	1:23.312	42.192	***2:05.504***	**(1)**	***85.16***		***10:11:19.681***

BMCRC - MRO Championships - Rnd 8 @ Snetterton

Powerbikes inc Clubman 1000 & Retro 1000

QUALIFYING - SECTOR ANALYSIS

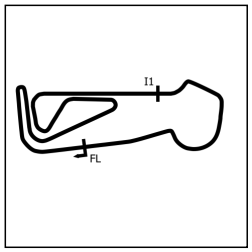

SECTOR 1 = FL to I1, SECTOR 2 = I1 to FL, DIFF = Difference To Personal Best Lap, P = Crossed Finish Line in Pit Lane, D = Time Disallowed

P19 78 C Jamie THOMAS — Suzuki GSXR 1000 - Team RubyRacing

IDEAL LAP TIME : 2:05.508 BEST LAP TIME : 2:05.796 DIFFERENCE : 0.288

LAP	SECTOR 1	SECTOR 2	LAP TIME	MPH	DIFF	TIME OF DAY
1 -	1:28.548	43.506	2:12.054	80.93	6.258	10:02:42.153
2 -	***1:23.774***	42.022	***2:05.796*** **(1)**	***84.96***		***10:04:47.949***
3 -	1:25.998	42.284	2:08.282 **(2)**	83.31	2.486	10:06:56.231
4 -	1:27.168	***41.734***	2:08.902 **(3)**	82.91	3.106	10:09:05.133
5 -	1:26.918	46.067	2:12.985	80.37	7.189	10:11:18.118

P20 16 C Ryan BULL — Honda CBR1000RR - CSS Scaffolding LTD

IDEAL LAP TIME : 2:05.659 BEST LAP TIME : 2:05.949 DIFFERENCE : 0.290

LAP	SECTOR 1	SECTOR 2	LAP TIME	MPH	DIFF	TIME OF DAY
1 -	1:27.341	43.407	2:10.748	81.74	4.799	10:02:40.811
2 -	1:23.989	42.730	2:06.719	84.34	0.770	10:04:47.530
3 -	1:23.758	***42.191***	***2:05.949*** **(1)**	***84.86***		***10:06:53.479***
4 -	***1:23.468***	42.549	2:06.017 **(2)**	84.81	0.068	10:08:59.496
5 -	1:23.552	42.627	2:06.179 **(3)**	84.70	0.230	10:11:05.675

P21 813 C Angus BRACKEN — Kawasaki ZX10RR -

IDEAL LAP TIME : 2:06.000 BEST LAP TIME : 2:06.000 DIFFERENCE : 0.000

LAP	SECTOR 1	SECTOR 2	LAP TIME	MPH	DIFF	TIME OF DAY
1 -	1:30.003	44.210	2:14.213	79.63	8.213	10:02:45.566
2 -	1:25.664	43.380	2:09.044	82.82	3.044	10:04:54.610
3 -	1:24.506	42.401	2:06.907 **(2)**	84.21	0.907	10:07:01.517
4 -	1:24.516	43.141	2:07.657 **(3)**	83.72	1.657	10:09:09.174
5 -	***1:23.762***	***42.238***	***2:06.000*** **(1)**	***84.82***		***10:11:15.174***

P22 69 E Tony RUSSO — Suzuki GSXR 750 - Wymark Lubricants

IDEAL LAP TIME : 2:05.829 BEST LAP TIME : 2:07.259 DIFFERENCE : 1.430

LAP	SECTOR 1	SECTOR 2	LAP TIME	MPH	DIFF	TIME OF DAY
1 -	1:30.350	43.696	2:14.046	79.73	6.787	10:02:45.667
2 -	1:26.235	***42.771***	2:09.006	82.84	1.747	10:04:54.673
3 -	1:25.206	43.258	2:08.464 **(3)**	83.19	1.205	10:07:03.137
4 -	1:23.736	43.743	2:07.479 **(2)**	83.84	0.220	10:09:10.616
5 -	***1:23.058***	44.201	***2:07.259*** **(1)**	***83.98***		***10:11:17.875***

P23 48 E Shaun WALLIS — Suzuki GSXR 750 - MBC Despatch Racing

IDEAL LAP TIME : 2:07.554 BEST LAP TIME : 2:07.554 DIFFERENCE : 0.000

LAP	SECTOR 1	SECTOR 2	LAP TIME	MPH	DIFF	TIME OF DAY
1 -	1:33.765	46.481	2:20.246	76.20	12.692	10:02:56.905
2 -	1:26.553	47.819	2:14.372	79.54	6.818	10:05:11.277
3 -	***1:25.000***	***42.554***	***2:07.554*** **(1)**	***83.79***		***10:07:18.831***
4 -	1:26.512	43.846	2:10.358 **(3)**	81.99	2.804	10:09:29.189
5 -	1:25.196	43.557	2:08.753 **(2)**	83.01	1.199	10:11:37.942

P24 14 C Alex YIANNI — BMW S1000 RR - Boakes Joinery/Almig Compressors/Airpack 2

IDEAL LAP TIME : 2:08.267 BEST LAP TIME : 2:08.267 DIFFERENCE : 0.000

LAP	SECTOR 1	SECTOR 2	LAP TIME	MPH	DIFF	TIME OF DAY
1 -	1:33.506	45.345	2:18.851	76.97	10.584	10:02:54.302
2 -	1:27.901	44.543	2:12.444	80.69	4.177	10:05:06.746
3 -	1:26.142	43.899	2:10.041 **(2)**	82.19	1.774	10:07:16.787
4 -	1:26.915	43.486	2:10.401 **(3)**	81.96	2.134	10:09:27.188
5 -	***1:25.346***	***42.921***	***2:08.267*** **(1)**	***83.32***		***10:11:35.455***

BMCRC - MRO Championships - Rnd 8 @ Snetterton

Powerbikes inc Clubman 1000 & Retro 1000

QUALIFYING - SECTOR ANALYSIS

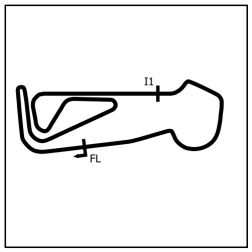

SECTOR 1 = FL to I1, SECTOR 2 = I1 to FL, DIFF = Difference To Personal Best Lap, P = Crossed Finish Line in Pit Lane, D = Time Disallowed

P25 50 RET Lee ELLIS — Honda CBR1000RR - ATP MOTORSPORT

IDEAL LAP TIME : 2:08.577 BEST LAP TIME : 2:08.577 DIFFERENCE : 0.000

LAP	SECTOR 1	SECTOR 2	LAP TIME	MPH	DIFF	TIME OF DAY
1 -	1:30.924	45.314	2:16.238	78.45	7.661	10:02:50.958
2 -	1:26.805	44.272	2:11.077	81.54	2.500	10:05:02.035
3 -	1:26.291	43.763	2:10.054 **(2)**	82.18	1.477	10:07:12.089
4 -	1:26.412	44.222	2:10.634 **(3)**	81.81	2.057	10:09:22.723
5 -	***1:24.966***	***43.611***	***2:08.577 (1)***	***83.12***		***10:11:31.300***

P26 117 E Raymond STAGG — Suzuki GSXR 750 -

IDEAL LAP TIME : 2:09.038 BEST LAP TIME : 2:09.038 DIFFERENCE : 0.000

LAP	SECTOR 1	SECTOR 2	LAP TIME	MPH	DIFF	TIME OF DAY
1 -	1:34.342	44.716	2:19.058	76.86	10.020	10:02:54.313
2 -	1:28.879	44.728	2:13.607	79.99	4.569	10:05:07.920
3 -	1:26.603	43.681	2:10.284 **(2)**	82.03	1.246	10:07:18.204
4 -	1:26.410	44.042	2:10.452 **(3)**	81.93	1.414	10:09:28.656
5 -	***1:25.479***	***43.559***	***2:09.038 (1)***	***82.82***		***10:11:37.694***

P27 41 E David ABRAHAM — Yamaha R1 - Cambridge Motorcycles

IDEAL LAP TIME : 2:08.907 BEST LAP TIME : 2:09.049 DIFFERENCE : 0.142

LAP	SECTOR 1	SECTOR 2	LAP TIME	MPH	DIFF	TIME OF DAY
1 -	1:30.875	44.905	2:15.780	78.71	6.731	10:02:59.488
2 -	1:25.434	44.499	2:09.933 **(3)**	82.25	0.884	10:05:09.421
3 -	***1:25.391***	43.658	***2:09.049 (1)***	***82.82***		***10:07:18.470***
4 -	1:26.476	43.787	2:10.263	82.05	1.214	10:09:28.733
5 -	1:25.804	***43.516***	2:09.320 **(2)**	82.64	0.271	10:11:38.053

P28 63 RET Matt WREN (U) — - TBR Performance

IDEAL LAP TIME : 2:09.109 BEST LAP TIME : 2:09.408 DIFFERENCE : 0.299

LAP	SECTOR 1	SECTOR 2	LAP TIME	MPH	DIFF	TIME OF DAY
1 -	1:32.493	44.485	2:16.978 **(3)**	78.02	7.570	10:02:51.756
2 -	1:26.608	***43.734***	2:10.342 **(2)**	82.00	0.934	10:05:02.098
3 -	***1:25.375***	44.033	***2:09.408 (1)***	***82.59***		***10:07:11.506***

P29 65 C Gareth FAITH — BMW S1000RR - Sitramoto

IDEAL LAP TIME : 2:13.894 BEST LAP TIME : 2:13.894 DIFFERENCE : 0.000

LAP	SECTOR 1	SECTOR 2	LAP TIME	MPH	DIFF	TIME OF DAY
1 -	1:34.485	46.275	2:20.760 **(2)**	75.93	6.866	10:02:58.611
2 -	1:31.606	57.592	2:29.198 **(3)**	71.63	15.304	10:05:27.809
3 -	***1:28.789***	***45.105***	***2:13.894 (1)***	***79.82***		***10:07:41.703***
4 -	1:31.038					

BMCRC - MRO Championships - Rnd 8 @ Snetterton

Powerbikes inc Clubman 1000 & Retro 1000

QUALIFYING - BEST SECTORS

	SECTOR 1		SECTOR 2	
POS	NO	TIME	NO	TIME
1	**6**	**1:17.128**	**6**	**38.851**
2	**88**	**1:17.325**	**74**	**39.012**
3	**87**	**1:18.209**	**88**	**39.022**
4	**12**	**1:18.591**	**12**	**39.338**
5	**74**	**1:18.627**	**87**	**39.550**
6	**1**	**1:19.294**	**15**	**40.093**
7	**15**	**1:20.157**	**530**	**40.110**
8	**850**	**1:20.515**	**1**	**40.244**
9	**22**	**1:20.561**	**850**	**40.589**
10	**530**	**1:20.616**	**22**	**40.925**
11	**21**	**1:20.731**	**56**	**40.926**
12	**55**	**1:21.186**	**21**	**40.984**
13	**56**	**1:21.354**	**55**	**41.131**
14	**81**	**1:22.147**	**122**	**41.392**
15	**36**	**1:22.597**	**36**	**41.488**
16	**122**	**1:22.699**	**81**	**41.592**
17	**64**	**1:22.905**	**78**	**41.734**
18	**69**	**1:23.058**	**64**	**41.748**
19	**23**	**1:23.227**	**23**	**41.947**
20	**16**	**1:23.468**	**16**	**42.191**
21	**813**	**1:23.762**	**813**	**42.238**
22	**78**	**1:23.774**	**48**	**42.554**
23	**50**	**1:24.966**	**69**	**42.771**
24	**48**	**1:25.000**	**14**	**42.921**
25	**14**	**1:25.346**	**41**	**43.516**
26	**63**	**1:25.375**	**117**	**43.559**
27	**41**	**1:25.391**	**50**	**43.611**
28	**117**	**1:25.479**	**63**	**43.734**
29	**65**	**1:28.789**	**65**	**45.105**

IDEAL / BEST COMPARISON

POS	NO	NAME	IDEAL	BEST	DIFF
		PERFECT LAP	**1:55.979**		
1	**6**	MALLINDER	1:55.979	1:55.979	**0.000**
2	**88**	HALLIDAY	1:56.347	1:56.347	**0.000**
3	**74**	MORPHETT	1:57.639	1:57.639	**0.000**
4	**87**	THOMPSON	1:57.759	1:57.759	**0.000**
5	**12**	PALLETT	1:57.929	1:57.929	**0.000**
6	**1**	DONOVAN	1:59.538	1:59.538	**0.000**
7	**15**	JONES	2:00.250	2:00.250	**0.000**
8	**530**	CREASEY	2:00.726	2:00.726	**0.000**
9	**850**	WOOD (U)	2:01.104	2:01.104	**0.000**
10	**22**	NUNN	2:01.486	2:01.708	**0.222**
11	**21**	BETTS	2:01.715	2:01.715	**0.000**
12	**56**	PARKER	2:02.280	2:02.326	**0.046**
13	**55**	POWELL	2:02.317	2:03.281	**0.964**
14	**81**	HARTLE	2:03.739	2:03.812	**0.073**
15	**36**	MORGAN	2:04.085	2:04.085	**0.000**
16	**122**	HILL	2:04.091	2:04.091	**0.000**
17	**64**	GIAMPAGLIA	2:04.653	2:05.457	**0.804**
18	**23**	PAES	2:05.174	2:05.504	**0.330**
19	**78**	THOMAS	2:05.508	2:05.796	**0.288**
20	**16**	BULL	2:05.659	2:05.949	**0.290**
21	**69**	RUSSO	2:05.829	2:07.259	**1.430**
22	**813**	BRACKEN	2:06.000	2:06.000	**0.000**
23	**48**	WALLIS	2:07.554	2:07.554	**0.000**
24	**14**	YIANNI	2:08.267	2:08.267	**0.000**
25	**50**	ELLIS	2:08.577	2:08.577	**0.000**
26	**41**	ABRAHAM	2:08.907	2:09.049	**0.142**
27	**117**	STAGG	2:09.038	2:09.038	**0.000**
28	**63**	WREN (U)	2:09.109	2:09.408	**0.299**
29	**65**	FAITH	2:13.894	2:13.894	**0.000**

Weather / Track : Bright / Dry

Snetterton 300: 2.9689 miles
Date: 05/09/2026 Start: 10:00 Finish: 10:10

Results can be found at www.tsl-timing.com

Printed - 10:13 Saturday, 05 September 2026

BMCRC - MRO Championships - Rnd 8 @ Snetterton

Powerbikes inc Clubman 1000 & Retro 1000

QUALIFYING - STATISTICS

Competitors Started	29
Planned Start	2026-09-05 @ 09:52:00.000
Actual Start	2026-09-05 @ 10:00:20.514
Finish Time	2026-09-05 @ 10:10:14.492
Track Length	2.9689mi.
Total Laps	137
Total Distance Covered	406.7408mi.

Session Fastest Lap History

NO	CL	NAME	LAP TIME	TIME OF DAY	LAP	VEHICLE
12		**Matt PALLETT**	**2:01.540**	10:02:28.810	1	Triumph 765RS
12		**Matt PALLETT**	**2:00.818**	10:04:29.628	2	Triumph 765RS
88		**Scott HALLIDAY**	**1:57.963**	10:04:30.039	2	Honda CBRR 1000
88		**Scott HALLIDAY**	**1:57.048**	10:06:27.087	3	Honda CBRR 1000
88		**Scott HALLIDAY**	**1:56.347**	10:08:23.434	4	Honda CBRR 1000
6		**Brendan MALLINDER**	**1:55.979**	10:08:30.285	4	Honda FIREBLADE

Flag History

TYPE	TIME OF DAY
GREEN	10:00:20.514
FINISH	10:10:14.492

Flag Statistics

TYPE	COUNT	TOTAL LAPS	TOTAL TIME
Green	1	5	11:30.720
Red	0	0	0.000
Safety Car	0	0	0.000
FCY	0	0	0.000

BMCRC - MRO Championships - Rnd 8 @ Snetterton

Powerbikes inc Clubman 1000 & Retro 1000

QUALIFYING - STATISTICS

CLASS : 6 Starters

Fastest Lap History

NO	NAME	LAP TIME	TIME OF DAY	LAP	VEHICLE
12	**Matt PALLETT**	**2:01.540**	10:02:28.810	1	Triumph 765RS
12	**Matt PALLETT**	**2:00.818**	10:04:29.628	2	Triumph 765RS
88	**Scott HALLIDAY**	**1:57.963**	10:04:30.039	2	Honda CBRR 1000
88	**Scott HALLIDAY**	**1:57.048**	10:06:27.087	3	Honda CBRR 1000
88	**Scott HALLIDAY**	**1:56.347**	10:08:23.434	4	Honda CBRR 1000
6	**Brendan MALLINDER**	**1:55.979**	10:08:30.285	4	Honda FIREBLADE

BMCRC - MRO Championships - Rnd 8 @ Snetterton

Powerbikes inc Clubman 1000 & Retro 1000

QUALIFYING - STATISTICS

CLASS : C

14 Starters

Fastest Lap History

NO	NAME	LAP TIME	TIME OF DAY	LAP	VEHICLE
21	**Marc BETTS**	**2:05.312**	10:02:33.245	1	Yamaha R1
21	**Marc BETTS**	**2:01.715**	10:04:34.960	2	Yamaha R1
15	**Tommy JONES**	**2:00.250**	10:10:45.747	5	Honda CBR1000RRR

BMCRC - MRO Championships - Rnd 8 @ Snetterton

Powerbikes inc Clubman 1000 & Retro 1000

QUALIFYING - STATISTICS

CLASS : RET

3 Starters

Fastest Lap History

NO	NAME	LAP TIME	TIME OF DAY	LAP	VEHICLE
850	**Clinton WOOD (U)**	**2:06.888**	10:02:33.721	1	Suzuki GSXR1000
850	**Clinton WOOD (U)**	**2:01.402**	10:04:35.123	2	Suzuki GSXR1000
850	**Clinton WOOD (U)**	**2:01.104**	10:06:36.227	3	Suzuki GSXR1000

BMCRC - MRO Championships - Rnd 8 @ Snetterton

Powerbikes inc Clubman 1000 & Retro 1000

QUALIFYING - STATISTICS

CLASS : E

4 Starters

Fastest Lap History

NO	NAME	LAP TIME	TIME OF DAY	LAP	VEHICLE
69	**Tony RUSSO**	**2:14.046**	10:02:45.667	1	Suzuki GSXR 750
69	**Tony RUSSO**	**2:09.006**	10:04:54.673	2	Suzuki GSXR 750
69	**Tony RUSSO**	**2:08.464**	10:07:03.137	3	Suzuki GSXR 750
48	**Shaun WALLIS**	**2:07.554**	10:07:18.831	3	Suzuki GSXR 750
69	**Tony RUSSO**	**2:07.479**	10:09:10.616	4	Suzuki GSXR 750
69	**Tony RUSSO**	**2:07.259**	10:11:17.875	5	Suzuki GSXR 750

BMCRC - MRO Championships - Rnd 8 @ Snetterton

Powerbikes inc Clubman 1000 & Retro 1000

QUALIFYING - STATISTICS

CLASS : U

2 Starters

Fastest Lap History

NO	NAME	LAP TIME	TIME OF DAY	LAP	VEHICLE
530	**Morgan CREASEY**	**2:11.735**	10:02:44.845	1	Suzuki GSXR 750
1	**Tyler DONOVAN**	**2:09.391**	10:02:48.910	1	Kawasaki ZX10R
530	**Morgan CREASEY**	**2:03.514**	10:04:48.359	2	Suzuki GSXR 750
1	**Tyler DONOVAN**	**2:01.815**	10:04:50.725	2	Kawasaki ZX10R
1	**Tyler DONOVAN**	**2:01.226**	10:06:51.951	3	Kawasaki ZX10R
1	**Tyler DONOVAN**	**1:59.538**	10:08:51.489	4	Kawasaki ZX10R

MRO POWERBIKES | MRO CLUBMAN 1000 CUP | MRO RETRO 1000S

BMCRC - MRO Championships - Rnd 8 @ Snetterton

Powerbikes inc Clubman 1000 & Retro 1000

RACE 5 - GRID (7 Laps)



These results are provisional until the conclusion of any judicial and technical matters.

Snetterton 300: 2.9689 miles

Clerk Of Course: Den Grant / Caroline Patterson	Timekeeper: Richard Evans	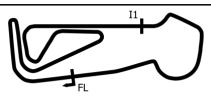

Results can be found at www.tsl-timing.com

Printed - 10:14 Saturday, 05 September 2026

TSL SPORTS TIMING TIMING SOLUTIONS LTD

MRO POWERBIKES | MRO CLUBMAN 1000 CUP | MRO RETRO 1000S | BMCRC THUNDERBIKE ULTRA | BMCRC THUNDERBIKE EXTREME

BMCRC - MRO Championships - Rnd 8 @ Snetterton

Powerbikes inc Clubman 1000 & Retro 1000 | BMCRC Thunderbike Ultra & Extreme

RACE 5 - CLASSIFICATION

Race Distance: 7 Laps / 20.78 miles

POS	NO	CL	PIC	NAME	ENTRY	LAPS	TIME	GAP	DIFF	MPH	BEST	ON	GRD	↑↓
1	6		1	Brendan MALLINDER	Honda FIREBLADE - Team MALLY	7	13:48.302			90.32	1:56.377	3	1	0
2	88		2	Scott HALLIDAY	Honda CBRR 1000 - Performance fitness gym	7	13:55.776	7.474	7.474	89.51	1:57.243	7	2	0
3	1	U	1	Tyler DONOVAN	Kawasaki ZX10R - TMT Racing	7	13:57.002	8.700	1.226	89.38	1:57.787	7	6	3
4	12		3	Matt PALLETT	Triumph 765RS - LRB ELECTRICAL & BUILDING SOLUTIO	7	13:57.969	9.667	0.967	89.28	1:57.511	5	5	1
5	55	C	1	Kirt POWELL	Bmw S1000RR - Kirt powell plumbing and heating	7	14:12.451	24.149	14.482	87.76	1:59.407	6	13	8
6	15	C	2	Tommy JONES	Honda CBR1000RRR - Grandad / Armada racing	7	14:16.981	28.679	4.530	87.30	2:00.362	2	7	1
7	530	U	2	Morgan CREASEY	Suzuki GSXR 750 - Green plant	7	14:17.589	29.287	0.608	87.24	2:01.358	3	8	1
8	21	C	3	Marc BETTS	Yamaha R1 - Alex James construction / ACRE	7	14:17.740	29.438	0.151	87.22	2:00.739	7	11	3
9	85	RET	1	Clinton WOOD (U)	Suzuki GSXR1000 - CLINTON WOOD	7	14:18.579	30.277	0.839	87.13	2:01.354	6	9	0
10	22	C	4	Aaron NUNN *	BMW S1000RR - Fellows grab away, Gemini scaffolding ,Se	7	14:18.579	30.277	0.000	87.13	1:59.990	7	10	0
11	122	C	5	Dale HILL	Yamaha R1 -	7	14:21.461	33.159	2.882	86.84	2:01.330	6	16	5
12	74		4	Joe MORPHETT	BMW S1000RR -	7	14:25.968	37.666	4.507	86.39	1:58.194	5	3	-9
13	81	C	6	Dan HARTLE	Yamaha R1 2CR - #Teamrace	7	14:32.558	44.256	6.590	85.74	2:01.783	6	14	1
14	16	C	7	Ryan BULL	Honda CBR1000RR - CSS Scaffolding LTD	7	14:32.858	44.556	0.300	85.71	2:02.259	7	20	6
15	36	C	8	Alan MORGAN	Suzuki GSXR 1000 - Little Duck Racing	7	14:33.199	44.897	0.341	85.68	2:02.130	7	15	0
16	56	C	9	Stuart PARKER	Suzuki GSXR750 Next Gen - MT Vehicle Solutions Ltd	7	14:42.322	54.020	9.123	84.79	2:02.280	2	12	-4
17	813	C	10	Angus BRACKEN	Kawasaki ZX10RR -	7	14:43.230	54.928	0.908	84.70	2:03.350	6	21	4
18	69	E	1	Tony RUSSO	Suzuki GSXR 750 - Wymark Lubricants	7	14:43.507	55.205	0.277	84.68	2:03.926	4	22	4
19	48	E	2	Shaun WALLIS	Suzuki GSXR 750 - MBC Despatch Racing	7	14:50.886	1:02.584	7.379	83.97	2:04.637	4	23	4
20	50	RET	2	Lee ELLIS	Honda CBR1000RR - ATP MOTORSPORT	7	14:55.437	1:07.135	4.551	83.55	2:06.180	2	25	5
21	117	E	3	Raymond STAGG	Suzuki GSXR 750 -	7	14:57.043	1:08.741	1.606	83.40	2:05.495	4	26	5
22	41	E	4	David ABRAHAM	Yamaha R1 - Cambridge Motorcycles	7	14:57.537	1:09.235	0.494	83.35	2:05.963	4	27	5
23	63	RET	3	Matt WREN (U)	- TBR Performance	7	15:02.978	1:14.676	5.441	82.85	2:06.365	4	28	5
24	14	C	11	Alex YIANNI	BMW S1000 RR - Boakes Joinery/Almig Compressors/Airpac	7	15:06.032	1:17.730	3.054	82.57	2:05.975	7	24	0
25	65	C	12	Gareth FAITH	BMW S1000RR - Sitramoto	7	15:10.906	1:22.604	4.874	82.13	2:06.945	4	29	4
NOT CLASSIFIED														
DNF	23	C		Jason PAES	Aprilia RSV4 - J&R Electrical Ltd	6	12:37.877	1 Lap	1 Lap	84.61	2:03.037	4	18	
DNF	87			Karl THOMPSON	Honda FIREBLADE RR - #Teamrace/Bishops Lane Garage	4	8:03.495	3 Laps	2 Laps	88.42	1:57.700	4	4	
DNF	78*	C		Jamie THOMAS	Suzuki GSXR 1000 - Team RubyRacing	4	8:40.877	3 Laps	37.382	82.07	2:04.624	2	19	
NOT STARTED														
NS	64			Mario GIAMPAGLIA	BMW S1000RR - BES Electrical Ltd.								17	

FASTEST LAP

NO	CL	NAME	ENTRY	LAPS	TIME	MPH	KPH
6		Brendan MALLINDER	Honda FIREBLADE - Team MALLY	3	1:56.377	91.84 mph	147.80 kph
1	U	Tyler DONOVAN	Kawasaki ZX10R - TMT Racing	7	1:57.787	90.74 mph	146.03 kph
55	C	Kirt POWELL	Bmw S1000RR - Kirt powell plumbing and heating	6	1:59.407	89.50 mph	144.05 kph
85	RET	Clinton WOOD (U)	Suzuki GSXR1000 - CLINTON WOOD	6	2:01.354	88.07 mph	141.74 kph
69	E	Tony RUSSO	Suzuki GSXR 750 - Wymark Lubricants	4	2:03.926	86.24 mph	138.79 kph

#78 - 10 Second penalty applied - 10 Second penalty.
Class - 92.5% of Race Speed = 83.54 mph
Class U - 92.5% of Race Speed = 82.67 mph
Class C - 92.5% of Race Speed = 81.17 mph
Class RET - 92.5% of Race Speed = 80.59 mph
Class E - 92.5% of Race Speed = 78.32 mph

Weather / Track : Bright / Dry
These results are provisional until the conclusion of any judicial and technical matters.

Date: 05/09/2026 Start: 13:44 Finish: 13:58
Snetterton 300: 2.9689 miles

Clerk Of Course: Den Grant / Caroline Patterson	Timekeeper: Richard Evans	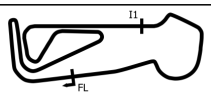

Results can be found at www.tsl-timing.com

Printed - 14:02 Saturday, 05 September 2026

BMCRC - MRO Championships - Rnd 8 @ Snetterton

Powerbikes inc Clubman 1000 & Retro 1000 | BMCRC Thunderbike Ultra & Extreme

RACE 5 - LAP CHART

LAP 1 @ 13:46:33.690

NO	BEHIND	LAP TIME
6		2:01.506
74	1.037	2:02.543
1	1.973	2:03.479
88	2.140	2:03.646
87	4.806	2:06.312
85	5.902	2:07.408
12	6.001	2:07.507
530	6.157	2:07.663
22	6.978	2:08.484
15	7.193	2:08.699
55	7.548	2:09.054
56	8.610	2:10.116
21	8.849	2:10.355
122	9.844	2:11.350
36	10.259	2:11.765
16	11.421	2:12.927
78	12.284	2:13.790
69	12.679	2:14.185
81	12.810	2:14.316
23	14.073	2:15.579
813	14.841	2:16.347
50	15.544	2:17.050
48	16.130	2:17.636
41	16.191	2:17.697
117	17.891	2:19.397
63	18.073	2:19.579
14	18.159	2:19.665
65	18.858	2:20.364

LAP 2 @ 13:48:30.669

NO	BEHIND	LAP TIME
6		1:56.979
88	3.119	1:57.958
1	3.937	1:58.943
87	7.471	1:59.644
12	8.314	1:59.292
85	10.292	2:01.369
15	10.576	2:00.362
530	10.710	2:01.532
22	11.731	2:01.732
55	12.188	2:01.619
21	13.191	2:01.321
56	13.911	2:02.280
122	14.418	2:01.553
16	17.663	2:03.221
36	18.004	2:04.724
81	19.880	2:04.049
78	19.929	2:04.624
69	20.772	2:05.072
23	21.130	2:04.036
813	23.762	2:05.900
50	24.745	2:06.180
48	25.350	2:06.199
41	25.534	2:06.322
117	28.102	2:07.190
63	28.322	2:07.228
14	30.698	2:09.518
65	31.552	2:09.673
74	32.686	2:28.628

LAP 3 @ 13:50:27.046

NO	BEHIND	LAP TIME
6		1:56.377
88	5.691	1:58.949
1	6.784	1:59.224
12	10.448	1:58.511
87	10.933	1:59.839
85	15.335	2:01.420
15	15.563	2:01.364
530	15.691	2:01.358
55	15.982	2:00.171
22	18.323	2:02.969
21	18.793	2:01.979
122	19.906	2:01.865
16	24.707	2:03.421
36	25.484	2:03.857
81	27.064	2:03.561
56	27.830	2:10.296
23	29.454	2:04.701
78	29.549	2:05.997
69	29.817	2:05.422
813	32.631	2:05.246
50	34.566	2:06.198
48	34.916	2:05.943
41	35.563	2:06.406
74	37.253	2:00.944
117	37.956	2:06.231
63	40.147	2:08.202
14	41.834	2:07.513
65	43.525	2:08.350

LAP 4 @ 13:52:23.813

NO	BEHIND	LAP TIME
6		1:56.767
88	8.350	1:59.426
1	8.692	1:58.675
12	11.555	1:57.874
87	11.866	1:57.700
15	19.645	2:00.849
530	20.689	2:01.765
55	20.896	2:01.681
85	21.701	2:03.133
21	23.296	2:01.270
22	23.866	2:02.310
122	24.549	2:01.410
16	31.185	2:03.245
36	32.013	2:03.296
81	32.738	2:02.441
56	35.508	2:04.445
23	35.724	2:03.037
69	36.976	2:03.926
74	38.882	1:58.396
78	39.248	2:06.466
813	39.863	2:03.999
48	42.786	2:04.637
50	44.250	2:06.451
41	44.759	2:05.963
117	46.684	2:05.495
63	49.745	2:06.365
14	53.068	2:08.001
65	53.703	2:06.945

LAP 5 @ 13:54:22.683

NO	BEHIND	LAP TIME
6		1:58.870
88	9.625	2:00.145
1	9.966	2:00.144
12	10.196	1:57.511
55	22.503	2:00.477
15	22.937	2:02.162
530	23.465	2:01.646
85	24.810	2:01.979
21	25.416	2:00.990
22	26.648	2:01.652
122	27.457	2:01.778
16	37.539	2:05.224
81	37.760	2:03.892
36	37.816	2:04.673
74	38.206	1:58.194
56	42.653	2:06.015
23	43.043	2:06.189
69	43.876	2:05.770
813	44.813	2:03.820
48	49.388	2:05.472
50	52.386	2:07.006
41	52.929	2:07.040
117	53.817	2:06.003
63	57.650	2:06.775
14	1:01.361	2:07.163
65	1:04.234	2:09.401

LAP 6 @ 13:56:20.820

NO	BEHIND	LAP TIME
6		1:58.137
88	9.897	1:58.409
1	10.579	1:58.750
12	11.438	1:59.379
55	23.773	1:59.407
15	26.737	2:01.937
530	27.238	2:01.910
85	28.027	2:01.354
21	28.365	2:01.086
22	29.953	2:01.442
122	30.650	2:01.330
74	38.387	1:58.318
81	41.406	2:01.783
16	41.963	2:02.561
36	42.433	2:02.754
56	48.839	2:04.323
23	49.241	2:04.335
69	49.813	2:04.074
813	50.026	2:03.350
48	56.949	2:05.698
50	1:00.503	2:06.254
41	1:01.858	2:07.066
117	1:02.235	2:06.555
63	1:06.883	2:07.370
14	1:11.421	2:08.197
65	1:14.952	2:08.855

LAP 7 @ 13:58:20.486

NO	BEHIND	LAP TIME
6		1:59.666
88	7.474	1:57.243
1	8.700	1:57.787
12	9.667	1:57.895
55	24.149	2:00.042
15	28.679	2:01.608
530	29.287	2:01.715
21	29.438	2:00.739
85	30.277	2:01.916
22	30.277	1:59.990
122	33.159	2:02.175
74	37.666	1:58.945
81	44.256	2:02.516
16	44.556	2:02.259
36	44.897	2:02.130
56	54.020	2:04.847
813	54.928	2:04.568
69	55.205	2:05.058
48	1:02.584	2:05.301
50	1:07.135	2:06.298
117	1:08.741	2:06.172
41	1:09.235	2:07.043
63	1:14.676	2:07.459
14	1:17.730	2:05.975
65	1:22.604	2:07.318

Weather / Track : Bright / Dry

Snetterton 300: 2.9689 miles
Date: 05/09/2026 Start: 13:44 Finish: 13:58

Results can be found at www.tsl-timing.com

Printed - 14:03 Saturday, 05 September 2026

BMCRC - MRO Championships - Rnd 8 @ Snetterton

Powerbikes inc Clubman 1000 & Retro 1000 | BMCRC Thunderbike Ultra & Extreme

RACE 5 - POSITION CHART

No	Name	Lap Pos	1	2	3	4	5	6	7
6	MALLINDER	1	6	6	6	6	6	6	6
88	HALLIDAY	2	74	88	88	88	88	88	88
74	MORPHETT	3	1	1	1	1	1	1	1
87	THOMPSON	4	88	87	12	12	12	12	12
12	PALLETT	5	87	12	87	87	55	55	55
1	DONOVAN	6	85	85	85	15	15	15	15
15	JONES	7	12	15	15	530	530	530	530
530	CREASEY	8	530	530	530	55	85	85	21
85	WOOD (U)	9	22	22	55	85	21	21	85
22	NUNN *	10	15	55	22	21	22	22	22
21	BETTS	11	55	21	21	22	122	122	122
56	PARKER	12	56	56	122	122	16	74	74
55	POWELL	13	21	122	16	16	81	81	81
81	HARTLE	14	122	16	36	36	36	16	16
36	MORGAN	15	36	36	81	81	74	36	36
122	HILL	16	16	81	56	56	56	56	56
64	GIAMPAGLIA	17	78	78	23	23	23	23	813
23	PAES	18	69	69	78	69	69	69	69
78	THOMAS	19	81	23	69	74	813	813	48
16	BULL	20	23	813	813	78	48	48	50
813	BRACKEN	21	813	50	50	813	50	50	117
69	RUSSO	22	50	48	48	48	41	41	41
48	WALLIS	23	48	41	41	50	117	117	63
14	YIANNI	24	41	117	74	41	63	63	14
50	ELLIS	25	117	63	117	117	14	14	65
117	STAGG	26	63	14	63	63	65	65	
41	ABRAHAM	27	14	65	14	14			
63	WREN (U)	28	65	74	65	65			
65	FAITH	29							

Weather / Track : Bright / Dry

Snetterton 300: 2.9689 miles
Date: 05/09/2026 Start: 13:44 Finish: 13:58

Results can be found at www.tsl-timing.com

Printed - 14:03 Saturday, 05 September 2026

BMCRC - MRO Championships - Rnd 8 @ Snetterton

Powerbikes inc Clubman 1000 & Retro 1000 | BMCRC Thunderbike Ultra & Extreme

RACE 5 - SECTOR ANALYSIS

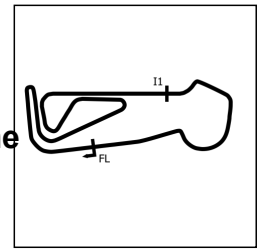

SECTOR 1 = FL to I1, SECTOR 2 = I1 to FL, DIFF = Difference To Personal Best Lap, P = Crossed Finish Line in Pit Lane, D = Time Disallowed

P1 6 Brendan MALLINDER — Honda FIREBLADE - Team MALLY

IDEAL LAP TIME : 1:56.222 BEST LAP TIME : 1:56.377 DIFFERENCE : 0.155

LAP	SECTOR 1	SECTOR 2	LAP TIME		MPH	DIFF	TIME OF DAY
1 -		38.770	2:01.506		87.96	5.129	13:46:33.690
2 -	***1:17.511***	39.468	1:56.979	**(3)**	91.36	0.602	13:48:30.669
3 -	1:17.666	***38.711***	***1:56.377***	**(1)**	***91.84***		***13:50:27.046***
4 -	1:17.765	39.002	1:56.767	**(2)**	91.53	0.390	13:52:23.813
5 -	1:18.909	39.961	1:58.870		89.91	2.493	13:54:22.683
6 -	1:18.862	39.275	1:58.137		90.47	1.760	13:56:20.820
7 -	1:19.578	40.088	1:59.666		89.31	3.289	13:58:20.486

P2 88 Scott HALLIDAY — Honda CBRR 1000 - Performance fitness gym

IDEAL LAP TIME : 1:56.992 BEST LAP TIME : 1:57.243 DIFFERENCE : 0.251

LAP	SECTOR 1	SECTOR 2	LAP TIME		MPH	DIFF	TIME OF DAY
1 -		***39.313***	2:03.646		86.44	6.403	13:46:35.830
2 -	1:18.187	39.771	1:57.958	**(2)**	90.60	0.715	13:48:33.788
3 -	1:19.446	39.503	1:58.949		89.85	1.706	13:50:32.737
4 -	1:19.557	39.869	1:59.426		89.49	2.183	13:52:32.163
5 -	1:19.031	41.114	2:00.145		88.95	2.902	13:54:32.308
6 -	1:18.544	39.865	1:58.409	**(3)**	90.26	1.166	13:56:30.717
7 -	***1:17.679***	39.564	***1:57.243***	**(1)**	***91.16***		***13:58:27.960***

P3 1 U Tyler DONOVAN — Kawasaki ZX10R - TMT Racing

IDEAL LAP TIME : 1:57.565 BEST LAP TIME : 1:57.787 DIFFERENCE : 0.222

LAP	SECTOR 1	SECTOR 2	LAP TIME		MPH	DIFF	TIME OF DAY
1 -		39.590	2:03.479		86.55	5.692	13:46:35.663
2 -	1:18.385	40.558	1:58.943		89.85	1.156	13:48:34.606
3 -	1:19.245	39.979	1:59.224		89.64	1.437	13:50:33.830
4 -	1:18.595	40.080	1:58.675	**(2)**	90.06	0.888	13:52:32.505
5 -	1:18.866	41.278	2:00.144		88.96	2.357	13:54:32.649
6 -	1:19.216	***39.534***	1:58.750	**(3)**	90.00	0.963	13:56:31.399
7 -	***1:18.031***	39.756	***1:57.787***	**(1)**	***90.74***		***13:58:29.186***

P4 12 Matt PALLETT — Triumph 765RS - LRB ELECTRICAL & BUILDING SOLUTIONS

IDEAL LAP TIME : 1:56.464 BEST LAP TIME : 1:57.511 DIFFERENCE : 1.047

LAP	SECTOR 1	SECTOR 2	LAP TIME		MPH	DIFF	TIME OF DAY
1 -		41.130	2:07.507		83.82	9.996	13:46:39.691
2 -	1:19.176	40.116	1:59.292		89.59	1.781	13:48:38.983
3 -	1:18.463	40.048	1:58.511		90.18	1.000	13:50:37.494
4 -	1:18.684	39.190	1:57.874	**(2)**	90.67	0.363	13:52:35.368
5 -	***1:17.721***	39.790	***1:57.511***	**(1)**	***90.95***		***13:54:32.879***
6 -	1:19.167	40.212	1:59.379		89.53	1.868	13:56:32.258
7 -	1:19.152	***38.743***	1:57.895	**(3)**	90.65	0.384	13:58:30.153

P5 55 C Kirt POWELL — Bmw S1000RR - Kirt powell plumbing and heating

IDEAL LAP TIME : 1:59.298 BEST LAP TIME : 1:59.407 DIFFERENCE : 0.109

LAP	SECTOR 1	SECTOR 2	LAP TIME		MPH	DIFF	TIME OF DAY
1 -		40.767	2:09.054		82.81	9.647	13:46:41.238
2 -	1:20.454	41.165	2:01.619		87.88	2.212	13:48:42.857
3 -	1:20.249	***39.922***	2:00.171	**(3)**	88.94	0.764	13:50:43.028
4 -	1:20.581	41.100	2:01.681		87.83	2.274	13:52:44.709
5 -	1:20.129	40.348	2:00.477		88.71	1.070	13:54:45.186
6 -	***1:19.376***	40.031	***1:59.407***	**(1)**	***89.50***		***13:56:44.593***
7 -	1:19.920	40.122	2:00.042	**(2)**	89.03	0.635	13:58:44.635

Weather / Track : Bright / Dry

Snetterton 300: 2.9689 miles
Date: 05/09/2026 Start: 13:44 Finish: 13:58

BMCRC - MRO Championships - Rnd 8 @ Snetterton

Powerbikes inc Clubman 1000 & Retro 1000 | BMCRC Thunderbike Ultra & Extreme

RACE 5 - SECTOR ANALYSIS

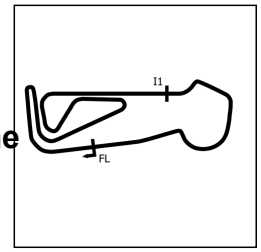

SECTOR 1 = FL to I1, SECTOR 2 = I1 to FL, DIFF = Difference To Personal Best Lap, P = Crossed Finish Line in Pit Lane, D = Time Disallowed

P6 15 C Tommy JONES

Honda CBR1000RRR - Grandad / Armada racing

IDEAL LAP TIME : 2:00.140 BEST LAP TIME : 2:00.362 DIFFERENCE : 0.222

LAP	SECTOR 1	SECTOR 2	LAP TIME		MPH	DIFF	TIME OF DAY
1 -		40.760	2:08.699		83.04	8.337	13:46:40.883
2 -	***1:20.074***	40.288	***2:00.362***	***(1)***	***88.79***		***13:48:41.245***
3 -	1:20.495	40.869	2:01.364	**(3)**	88.06	1.002	13:50:42.609
4 -	1:20.783	***40.066***	2:00.849	**(2)**	88.44	0.487	13:52:43.458
5 -	1:21.225	40.937	2:02.162		87.49	1.800	13:54:45.620
6 -	1:21.450	40.487	2:01.937		87.65	1.575	13:56:47.557
7 -	1:21.290	40.318	2:01.608		87.88	1.246	13:58:49.165

P7 530 U Morgan CREASEY

Suzuki GSXR 750 - Green plant

IDEAL LAP TIME : 2:00.851 BEST LAP TIME : 2:01.358 DIFFERENCE : 0.507

LAP	SECTOR 1	SECTOR 2	LAP TIME		MPH	DIFF	TIME OF DAY
1 -		***40.350***	2:07.663		83.72	6.305	13:46:39.847
2 -	1:20.566	40.966	2:01.532	**(2)**	87.94	0.174	13:48:41.379
3 -	***1:20.501***	40.857	***2:01.358***	***(1)***	***88.07***		***13:50:42.737***
4 -	1:20.960	40.805	2:01.765		87.77	0.407	13:52:44.502
5 -	1:21.129	40.517	2:01.646	**(3)**	87.86	0.288	13:54:46.148
6 -	1:21.225	40.685	2:01.910		87.67	0.552	13:56:48.058
7 -	1:21.137	40.578	2:01.715		87.81	0.357	13:58:49.773

P8 21 C Marc BETTS

Yamaha R1 - Alex James construction / ACRE

IDEAL LAP TIME : 2:00.611 BEST LAP TIME : 2:00.739 DIFFERENCE : 0.128

LAP	SECTOR 1	SECTOR 2	LAP TIME		MPH	DIFF	TIME OF DAY
1 -		40.579	2:10.355		81.99	9.616	13:46:42.539
2 -	1:20.559	40.762	2:01.321		88.09	0.582	13:48:43.860
3 -	1:20.955	41.024	2:01.979		87.62	1.240	13:50:45.839
4 -	1:20.906	***40.364***	2:01.270		88.13	0.531	13:52:47.109
5 -	1:20.509	40.481	2:00.990	**(2)**	88.33	0.251	13:54:48.099
6 -	1:20.482	40.604	2:01.086	**(3)**	88.26	0.347	13:56:49.185
7 -	***1:20.247***	40.492	***2:00.739***	***(1)***	***88.52***		***13:58:49.924***

P9 85 RET Clinton WOOD (U)

Suzuki GSXR1000 - CLINTON WOOD

IDEAL LAP TIME : 2:00.895 BEST LAP TIME : 2:01.354 DIFFERENCE : 0.459

LAP	SECTOR 1	SECTOR 2	LAP TIME		MPH	DIFF	TIME OF DAY
1 -		41.171	2:07.408		83.88	6.054	13:46:39.592
2 -	1:20.446	40.923	2:01.369	**(2)**	88.06	0.015	13:48:40.961
3 -	1:20.646	40.774	2:01.420	**(3)**	88.02	0.066	13:50:42.381
4 -	***1:20.426***	42.707	2:03.133		86.80	1.779	13:52:45.514
5 -	1:20.972	41.007	2:01.979		87.62	0.625	13:54:47.493
6 -	1:20.885	***40.469***	***2:01.354***	***(1)***	***88.07***		***13:56:48.847***
7 -	1:21.301	40.615	2:01.916		87.66	0.562	13:58:50.763

P10 22 C Aaron NUNN *

BMW S1000RR - Fellows grab away, Gemini scaffolding ,Severr

IDEAL LAP TIME : 1:59.990 BEST LAP TIME : 1:59.990 DIFFERENCE : 0.000

LAP	SECTOR 1	SECTOR 2	LAP TIME		MPH	DIFF	TIME OF DAY
1 -		40.820	2:08.484		83.18	8.494	13:46:40.668
2 -	1:20.654	41.078	2:01.732		87.80	1.742	13:48:42.400
3 -	1:21.735	41.234	2:02.969		86.91	2.979	13:50:45.369
4 -	1:21.587	40.723	2:02.310		87.38	2.320	13:52:47.679
5 -	1:20.937	40.715	2:01.652	**(3)**	87.85	1.662	13:54:49.331
6 -	1:20.689	40.753	2:01.442	**(2)**	88.00	1.452	13:56:50.773
7 -	***1:19.949***	***40.041***	***1:59.990***	***(1)***	***89.07***		***13:58:50.763***

BMCRC - MRO Championships - Rnd 8 @ Snetterton

Powerbikes inc Clubman 1000 & Retro 1000 | BMCRC Thunderbike Ultra & Extreme

RACE 5 - SECTOR ANALYSIS

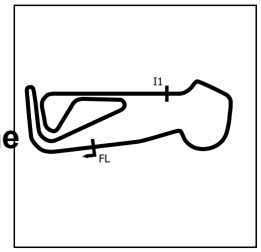

SECTOR 1 = FL to I1, SECTOR 2 = I1 to FL, DIFF = Difference To Personal Best Lap, P = Crossed Finish Line in Pit Lane, D = Time Disallowed

P11 122 C Dale HILL — Yamaha R1 -

IDEAL LAP TIME : 2:01.150 BEST LAP TIME : 2:01.330 DIFFERENCE : 0.180

LAP	SECTOR 1	SECTOR 2	LAP TIME		MPH	DIFF	TIME OF DAY
1 -		41.124	2:11.350		81.37	10.020	13:46:43.534
2 -	1:20.708	40.845	2:01.553	(3)	87.92	0.223	13:48:45.087
3 -	1:21.100	40.765	2:01.865		87.70	0.535	13:50:46.952
4 -	1:20.954	***40.456***	2:01.410	(2)	88.03	0.080	13:52:48.362
5 -	1:21.048	40.730	2:01.778		87.76	0.448	13:54:50.140
6 -	***1:20.694***	40.636	***2:01.330***	(1)	***88.09***		***13:56:51.470***
7 -	1:20.727	41.448	2:02.175		87.48	0.845	13:58:53.645

P12 74 Joe MORPHETT — BMW S1000RR -

IDEAL LAP TIME : 1:56.334 BEST LAP TIME : 1:58.194 DIFFERENCE : 1.860

LAP	SECTOR 1	SECTOR 2	LAP TIME		MPH	DIFF	TIME OF DAY
1 -		***38.839***	2:02.543		87.21	4.349	13:46:34.727
2 -	***1:17.495***	1:11.133	2:28.628		71.91	30.434	13:49:03.355
3 -	1:20.326	40.618	2:00.944		88.37	2.750	13:51:04.299
4 -	1:18.942	39.454	1:58.396	(3)	90.27	0.202	13:53:02.695
5 -	1:19.041	39.153	***1:58.194***	(1)	***90.42***		***13:55:00.889***
6 -	1:19.024	39.294	1:58.318	(2)	90.33	0.124	13:56:59.207
7 -	1:18.864	40.081	1:58.945		89.85	0.751	13:58:58.152

P13 81 C Dan HARTLE — Yamaha R1 2CR - #Teamrace

IDEAL LAP TIME : 2:01.783 BEST LAP TIME : 2:01.783 DIFFERENCE : 0.000

LAP	SECTOR 1	SECTOR 2	LAP TIME		MPH	DIFF	TIME OF DAY
1 -		41.238	2:14.316		79.57	12.533	13:46:46.500
2 -	1:22.368	41.681	2:04.049		86.16	2.266	13:48:50.549
3 -	1:22.328	41.233	2:03.561		86.50	1.778	13:50:54.110
4 -	1:21.536	40.905	2:02.441	(2)	87.29	0.658	13:52:56.551
5 -	1:22.422	41.470	2:03.892		86.26	2.109	13:55:00.443
6 -	***1:21.004***	***40.779***	***2:01.783***	(1)	***87.76***		***13:57:02.226***
7 -	1:21.583	40.933	2:02.516	(3)	87.23	0.733	13:59:04.742

P14 16 C Ryan BULL — Honda CBR1000RR - CSS Scaffolding LTD

IDEAL LAP TIME : 2:02.100 BEST LAP TIME : 2:02.259 DIFFERENCE : 0.159

LAP	SECTOR 1	SECTOR 2	LAP TIME		MPH	DIFF	TIME OF DAY
1 -		41.847	2:12.927		80.40	10.668	13:46:45.111
2 -	1:21.455	41.766	2:03.221	(3)	86.73	0.962	13:48:48.332
3 -	1:21.755	41.666	2:03.421		86.59	1.162	13:50:51.753
4 -	1:21.602	41.643	2:03.245		86.72	0.986	13:52:54.998
5 -	1:23.280	41.944	2:05.224		85.35	2.965	13:55:00.222
6 -	1:21.695	***40.866***	2:02.561	(2)	87.20	0.302	13:57:02.783
7 -	***1:21.234***	41.025	***2:02.259***	(1)	***87.42***		***13:59:05.042***

P15 36 C Alan MORGAN — Suzuki GSXR 1000 - Little Duck Racing

IDEAL LAP TIME : 2:01.964 BEST LAP TIME : 2:02.130 DIFFERENCE : 0.166

LAP	SECTOR 1	SECTOR 2	LAP TIME		MPH	DIFF	TIME OF DAY
1 -		41.564	2:11.765		81.11	9.635	13:46:43.949
2 -	1:22.961	41.763	2:04.724		85.69	2.594	13:48:48.673
3 -	1:22.392	41.465	2:03.857		86.29	1.727	13:50:52.530
4 -	1:22.330	40.966	2:03.296	(3)	86.68	1.166	13:52:55.826
5 -	1:22.977	41.696	2:04.673		85.72	2.543	13:55:00.499
6 -	1:21.994	***40.760***	2:02.754	(2)	87.06	0.624	13:57:03.253
7 -	***1:21.204***	40.926	***2:02.130***	(1)	***87.51***		***13:59:05.383***

BMCRC - MRO Championships - Rnd 8 @ Snetterton

Powerbikes inc Clubman 1000 & Retro 1000 | BMCRC Thunderbike Ultra & Extreme

RACE 5 - SECTOR ANALYSIS

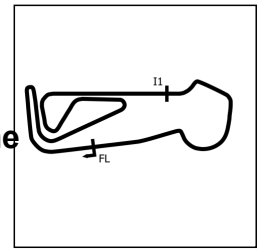

SECTOR 1 = FL to I1, SECTOR 2 = I1 to FL, DIFF = Difference To Personal Best Lap, P = Crossed Finish Line in Pit Lane, D = Time Disallowed

P16 56 C Stuart PARKER

Suzuki GSXR750 Next Gen - MT Vehicle Solutions Ltd

IDEAL LAP TIME : 2:01.852 BEST LAP TIME : 2:02.280 DIFFERENCE : 0.428

LAP	SECTOR 1	SECTOR 2	LAP TIME	MPH	DIFF	TIME OF DAY
1 -		***40.788***	2:10.116	82.14	7.836	13:46:42.300
2 -	***1:21.064***	41.216	***2:02.280*** **(1)**	***87.40***		***13:48:44.580***
3 -	1:21.326	48.970	2:10.296	82.02	8.016	13:50:54.876
4 -	1:22.396	42.049	2:04.445 **(3)**	85.88	2.165	13:52:59.321
5 -	1:23.911	42.104	2:06.015	84.81	3.735	13:55:05.336
6 -	1:22.384	41.939	2:04.323 **(2)**	85.97	2.043	13:57:09.659
7 -	1:22.682	42.165	2:04.847	85.60	2.567	13:59:14.506

P17 813 C Angus BRACKEN

Kawasaki ZX10RR -

IDEAL LAP TIME : 2:03.350 BEST LAP TIME : 2:03.350 DIFFERENCE : 0.000

LAP	SECTOR 1	SECTOR 2	LAP TIME	MPH	DIFF	TIME OF DAY
1 -		42.991	2:16.347	78.38	12.997	13:46:48.531
2 -	1:23.853	42.047	2:05.900	84.89	2.550	13:48:54.431
3 -	1:23.640	41.606	2:05.246	85.33	1.896	13:50:59.677
4 -	1:22.362	41.637	2:03.999 **(3)**	86.19	0.649	13:53:03.676
5 -	1:22.310	41.510	2:03.820 **(2)**	86.31	0.470	13:55:07.496
6 -	***1:22.116***	***41.234***	***2:03.350*** **(1)**	***86.64***		***13:57:10.846***
7 -	1:22.409	42.159	2:04.568	85.80	1.218	13:59:15.414

P18 69 E Tony RUSSO

Suzuki GSXR 750 - Wymark Lubricants

IDEAL LAP TIME : 2:03.651 BEST LAP TIME : 2:03.926 DIFFERENCE : 0.275

LAP	SECTOR 1	SECTOR 2	LAP TIME	MPH	DIFF	TIME OF DAY
1 -		41.736	2:14.185	79.65	10.259	13:46:46.369
2 -	1:22.782	42.290	2:05.072	85.45	1.146	13:48:51.441
3 -	1:23.219	42.203	2:05.422	85.21	1.496	13:50:56.863
4 -	1:22.878	***41.048***	***2:03.926*** **(1)**	***86.24***		***13:53:00.789***
5 -	1:23.102	42.668	2:05.770	84.98	1.844	13:55:06.559
6 -	***1:22.603***	41.471	2:04.074 **(2)**	86.14	0.148	13:57:10.633
7 -	1:23.314	41.744	2:05.058 **(3)**	85.46	1.132	13:59:15.691

P19 48 E Shaun WALLIS

Suzuki GSXR 750 - MBC Despatch Racing

IDEAL LAP TIME : 2:04.637 BEST LAP TIME : 2:04.637 DIFFERENCE : 0.000

LAP	SECTOR 1	SECTOR 2	LAP TIME	MPH	DIFF	TIME OF DAY
1 -		43.114	2:17.636	77.65	12.999	13:46:49.820
2 -	1:23.472	42.727	2:06.199	84.69	1.562	13:48:56.019
3 -	1:23.478	42.465	2:05.943	84.86	1.306	13:51:01.962
4 -	***1:22.416***	***42.221***	***2:04.637*** **(1)**	***85.75***		***13:53:06.599***
5 -	1:22.667	42.805	2:05.472 **(3)**	85.18	0.835	13:55:12.071
6 -	1:23.061	42.637	2:05.698	85.02	1.061	13:57:17.769
7 -	1:22.707	42.594	2:05.301 **(2)**	85.29	0.664	13:59:23.070

P20 50 RET Lee ELLIS

Honda CBR1000RR - ATP MOTORSPORT

IDEAL LAP TIME : 2:05.684 BEST LAP TIME : 2:06.180 DIFFERENCE : 0.496

LAP	SECTOR 1	SECTOR 2	LAP TIME	MPH	DIFF	TIME OF DAY
1 -		43.110	2:17.050	77.98	10.870	13:46:49.234
2 -	1:23.409	42.771	***2:06.180*** **(1)**	***84.70***		***13:48:55.414***
3 -	1:23.607	42.591	2:06.198 **(2)**	84.69	0.018	13:51:01.612
4 -	1:23.870	42.581	2:06.451	84.52	0.271	13:53:08.063
5 -	***1:23.365***	43.641	2:07.006	84.15	0.826	13:55:15.069
6 -	1:23.392	42.862	2:06.254 **(3)**	84.65	0.074	13:57:21.323
7 -	1:23.979	***42.319***	2:06.298	84.62	0.118	13:59:27.621

BMCRC - MRO Championships - Rnd 8 @ Snetterton

Powerbikes inc Clubman 1000 & Retro 1000 | BMCRC Thunderbike Ultra & Extreme

RACE 5 - SECTOR ANALYSIS

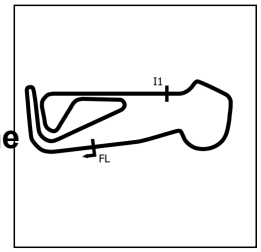

SECTOR 1 = FL to I1, SECTOR 2 = I1 to FL, DIFF = Difference To Personal Best Lap, P = Crossed Finish Line in Pit Lane, D = Time Disallowed

P21 117 E Raymond STAGG

Suzuki GSXR 750 -

IDEAL LAP TIME : 2:05.495 BEST LAP TIME : 2:05.495 DIFFERENCE : 0.000

LAP	SECTOR 1	SECTOR 2	LAP TIME	MPH	DIFF	TIME OF DAY
1 -		43.599	2:19.397	76.67	13.902	13:46:51.581
2 -	1:23.976	43.214	2:07.190	84.03	1.695	13:48:58.771
3 -	1:23.782	42.449	2:06.231	84.67	0.736	13:51:05.002
4 -	***1:23.114***	***42.381***	***2:05.495*** **(1)**	***85.16***		***13:53:10.497***
5 -	1:23.129	42.874	2:06.003 **(2)**	84.82	0.508	13:55:16.500
6 -	1:23.418	43.137	2:06.555	84.45	1.060	13:57:23.055
7 -	1:23.365	42.807	2:06.172 **(3)**	84.71	0.677	13:59:29.227

P22 41 E David ABRAHAM

Yamaha R1 - Cambridge Motorcycles

IDEAL LAP TIME : 2:05.816 BEST LAP TIME : 2:05.963 DIFFERENCE : 0.147

LAP	SECTOR 1	SECTOR 2	LAP TIME	MPH	DIFF	TIME OF DAY
1 -		***42.308***	2:17.697	77.61	11.734	13:46:49.881
2 -	1:23.542	42.780	2:06.322 **(2)**	84.60	0.359	13:48:56.203
3 -	1:23.659	42.747	2:06.406 **(3)**	84.55	0.443	13:51:02.609
4 -	***1:23.508***	42.455	***2:05.963*** **(1)**	***84.85***		***13:53:08.572***
5 -	1:24.239	42.801	2:07.040	84.13	1.077	13:55:15.612
6 -	1:24.080	42.986	2:07.066	84.11	1.103	13:57:22.678
7 -	1:24.648	42.395	2:07.043	84.12	1.080	13:59:29.721

P23 63 RET Matt WREN (U)

- TBR Performance

IDEAL LAP TIME : 2:05.845 BEST LAP TIME : 2:06.365 DIFFERENCE : 0.520

LAP	SECTOR 1	SECTOR 2	LAP TIME	MPH	DIFF	TIME OF DAY
1 -		44.280	2:19.579	76.57	13.214	13:46:51.763
2 -	1:24.235	42.993	2:07.228 **(3)**	84.00	0.863	13:48:58.991
3 -	1:26.196	***42.006***	2:08.202	83.36	1.837	13:51:07.193
4 -	***1:23.839***	42.526	***2:06.365*** **(1)**	***84.58***		***13:53:13.558***
5 -	1:24.237	42.538	2:06.775 **(2)**	84.30	0.410	13:55:20.333
6 -	1:24.634	42.736	2:07.370	83.91	1.005	13:57:27.703
7 -	1:24.826	42.633	2:07.459	83.85	1.094	13:59:35.162

P24 14 C Alex YIANNI

BMW S1000 RR - Boakes Joinery/Almig Compressors/Airpack 2

IDEAL LAP TIME : 2:05.975 BEST LAP TIME : 2:05.975 DIFFERENCE : 0.000

LAP	SECTOR 1	SECTOR 2	LAP TIME	MPH	DIFF	TIME OF DAY
1 -		43.555	2:19.665	76.52	13.690	13:46:51.849
2 -	1:25.820	43.698	2:09.518	82.52	3.543	13:49:01.367
3 -	1:24.720	42.793	2:07.513 **(3)**	83.81	1.538	13:51:08.880
4 -	1:24.705	43.296	2:08.001	83.49	2.026	13:53:16.881
5 -	1:24.090	43.073	2:07.163 **(2)**	84.05	1.188	13:55:24.044
6 -	1:25.172	43.025	2:08.197	83.37	2.222	13:57:32.241
7 -	***1:23.363***	***42.612***	***2:05.975*** **(1)**	***84.84***		***13:59:38.216***

P25 65 C Gareth FAITH

BMW S1000RR - Sitramoto

IDEAL LAP TIME : 2:06.945 BEST LAP TIME : 2:06.945 DIFFERENCE : 0.000

LAP	SECTOR 1	SECTOR 2	LAP TIME	MPH	DIFF	TIME OF DAY
1 -		43.350	2:20.364	76.14	13.419	13:46:52.548
2 -	1:26.403	43.270	2:09.673	82.42	2.728	13:49:02.221
3 -	1:25.874	42.476	2:08.350 **(3)**	83.27	1.405	13:51:10.571
4 -	***1:24.615***	***42.330***	***2:06.945*** **(1)**	***84.19***		***13:53:17.516***
5 -	1:25.847	43.554	2:09.401	82.59	2.456	13:55:26.917
6 -	1:25.884	42.971	2:08.855	82.94	1.910	13:57:35.772
7 -	1:24.811	42.507	2:07.318 **(2)**	83.94	0.373	13:59:43.090

BMCRC - MRO Championships - Rnd 8 @ Snetterton

Powerbikes inc Clubman 1000 & Retro 1000 | BMCRC Thunderbike Ultra & Extreme

RACE 5 - SECTOR ANALYSIS

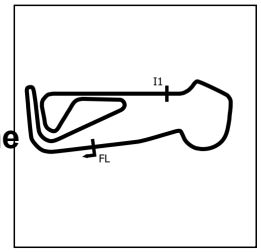

SECTOR 1 = FL to I1, SECTOR 2 = I1 to FL, DIFF = Difference To Personal Best Lap, P = Crossed Finish Line in Pit Lane, D = Time Disallowed

P26 23 C Jason PAES — Aprilia RSV4 - J&R Electrical Ltd

IDEAL LAP TIME : 2:03.037 BEST LAP TIME : 2:03.037 DIFFERENCE : 0.000

LAP	SECTOR 1	SECTOR 2	LAP TIME		MPH	DIFF	TIME OF DAY
1 -		42.105	2:15.579		78.83	12.542	13:46:47.763
2 -	1:22.327	41.709	2:04.036	**(2)**	86.16	0.999	13:48:51.799
3 -	1:22.862	41.839	2:04.701		85.70	1.664	13:50:56.500
4 -	***1:21.712***	***41.325***	***2:03.037***	**(1)**	***86.86***		***13:52:59.537***
5 -	1:23.738	42.451	2:06.189		84.69	3.152	13:55:05.726
6 -	1:22.148	42.187	2:04.335	**(3)**	85.96	1.298	13:57:10.061

P27 87 Karl THOMPSON — Honda FIREBLADE RR - #Teamrace/Bishops Lane Garage

IDEAL LAP TIME : 1:57.700 BEST LAP TIME : 1:57.700 DIFFERENCE : 0.000

LAP	SECTOR 1	SECTOR 2	LAP TIME		MPH	DIFF	TIME OF DAY
1 -		40.368	2:06.312		84.61	8.612	13:46:38.496
2 -	1:19.326	40.318	1:59.644	**(2)**	89.33	1.944	13:48:38.140
3 -	1:19.183	40.656	1:59.839	**(3)**	89.18	2.139	13:50:37.979
4 -	***1:18.529***	***39.171***	***1:57.700***	**(1)**	***90.80***		***13:52:35.679***

P28 78 C Jamie THOMAS — Suzuki GSXR 1000 - Team RubyRacing

IDEAL LAP TIME : 2:04.534 BEST LAP TIME : 2:04.624 DIFFERENCE : 0.090

LAP	SECTOR 1	SECTOR 2	LAP TIME		MPH	DIFF	TIME OF DAY
1 -		***41.798***	2:13.790		79.88	9.166	13:46:45.974
2 -	***1:22.736***	41.888	***2:04.624***	**(1)**	***85.76***		***13:48:50.598***
3 -	1:23.739	42.258	2:05.997	**(2)**	84.82	1.373	13:50:56.595
4 -	1:24.610	41.856	2:06.466	**(3)**	84.51	1.842	13:53:03.061
5 -	1:26.081						

BMCRC - MRO Championships - Rnd 8 @ Snetterton

Powerbikes inc Clubman 1000 & Retro 1000 | BMCRC Thunderbike Ultra & Extreme

RACE 5 - BEST SECTORS

	SECTOR 1		SECTOR 2	
POS	NO	TIME	NO	TIME
1	**74**	**1:17.495**	**6**	**38.711**
2	**6**	**1:17.511**	**12**	**38.743**
3	**88**	**1:17.679**	**74**	**38.839**
4	**12**	**1:17.721**	**87**	**39.171**
5	**1**	**1:18.031**	**88**	**39.313**
6	**87**	**1:18.529**	**1**	**39.534**
7	**55**	**1:19.376**	**55**	**39.922**
8	**22**	**1:19.949**	**22**	**40.041**
9	**15**	**1:20.074**	**15**	**40.066**
10	**21**	**1:20.247**	**530**	**40.350**
11	**85**	**1:20.426**	**21**	**40.364**
12	**530**	**1:20.501**	**122**	**40.456**
13	**122**	**1:20.694**	**85**	**40.469**
14	**81**	**1:21.004**	**36**	**40.760**
15	**56**	**1:21.064**	**81**	**40.779**
16	**36**	**1:21.204**	**56**	**40.788**
17	**16**	**1:21.234**	**16**	**40.866**
18	**23**	**1:21.712**	**69**	**41.048**
19	**813**	**1:22.116**	**813**	**41.234**
20	**48**	**1:22.416**	**23**	**41.325**
21	**69**	**1:22.603**	**78**	**41.798**
22	**78**	**1:22.736**	**63**	**42.006**
23	**117**	**1:23.114**	**48**	**42.221**
24	**14**	**1:23.363**	**41**	**42.308**
25	**50**	**1:23.365**	**50**	**42.319**
26	**41**	**1:23.508**	**65**	**42.330**
27	**63**	**1:23.839**	**117**	**42.381**
28	**65**	**1:24.615**	**14**	**42.612**

IDEAL / BEST COMPARISON

				IDEAL	BEST	DIFF
			PERFECT LAP	**1:56.206**		
1	**6**	MALLINDER		1:56.222	1:56.377	**0.155**
2	**74**	MORPHETT		1:56.334	1:58.194	**1.860**
3	**12**	PALLETT		1:56.464	1:57.511	**1.047**
4	**88**	HALLIDAY		1:56.992	1:57.243	**0.251**
5	**1**	DONOVAN		1:57.565	1:57.787	**0.222**
6	**87**	THOMPSON		1:57.700	1:57.700	**0.000**
7	**55**	POWELL		1:59.298	1:59.407	**0.109**
8	**22**	NUNN *		1:59.990	1:59.990	**0.000**
9	**15**	JONES		2:00.140	2:00.362	**0.222**
10	**21**	BETTS		2:00.611	2:00.739	**0.128**
11	**530**	CREASEY		2:00.851	2:01.358	**0.507**
12	**85**	WOOD (U)		2:00.895	2:01.354	**0.459**
13	**122**	HILL		2:01.150	2:01.330	**0.180**
14	**81**	HARTLE		2:01.783	2:01.783	**0.000**
15	**56**	PARKER		2:01.852	2:02.280	**0.428**
16	**36**	MORGAN		2:01.964	2:02.130	**0.166**
17	**16**	BULL		2:02.100	2:02.259	**0.159**
18	**23**	PAES		2:03.037	2:03.037	**0.000**
19	**813**	BRACKEN		2:03.350	2:03.350	**0.000**
20	**69**	RUSSO		2:03.651	2:03.926	**0.275**
21	**78**	THOMAS		2:04.534	2:04.624	**0.090**
22	**48**	WALLIS		2:04.637	2:04.637	**0.000**
23	**117**	STAGG		2:05.495	2:05.495	**0.000**
24	**50**	ELLIS		2:05.684	2:06.180	**0.496**
25	**41**	ABRAHAM		2:05.816	2:05.963	**0.147**
26	**63**	WREN (U)		2:05.845	2:06.365	**0.520**
27	**14**	YIANNI		2:05.975	2:05.975	**0.000**
28	**65**	FAITH		2:06.945	2:06.945	**0.000**

Weather / Track : Bright / Dry

Snetterton 300: 2.9689 miles
Date: 05/09/2026 Start: 13:44 Finish: 13:58

Results can be found at www.tsl-timing.com

Printed - 14:03 Saturday, 05 September 2026

BMCRC - MRO Championships - Rnd 8 @ Snetterton

Powerbikes inc Clubman 1000 & Retro 1000 | BMCRC Thunderbike Ultra & Extreme

RACE 5 - STATISTICS

Competitors Started	28
Planned Start	2026-09-05 @ 12:35:00.000
Actual Start	2026-09-05 @ 13:44:32.183
Finish Time	2026-09-05 @ 13:58:20.485
Track Length	2.9689mi.
Total Laps	189
Total Distance Covered	561.1242mi.

Session Fastest Lap History

NO	CL	NAME	LAP TIME	TIME OF DAY	LAP	VEHICLE
6		**Brendan MALLINDER**	**1:56.979**	13:48:30.669	2	Honda FIREBLADE
6		**Brendan MALLINDER**	**1:56.377**	13:50:27.046	3	Honda FIREBLADE

Session Leader History

NO	CL	NAME	FROM LAP	LAPS LED	DISTANCE	VEHICLE
6		**Brendan MALLINDER**	1	7	20.78 miles	Honda FIREBLADE

Flag History

TYPE	TIME OF DAY
GREEN	13:44:32.183
FINISH	13:58:20.485

Flag Statistics

TYPE	COUNT	TOTAL LAPS	TOTAL TIME
Green	1	7	15:23.106
Red	0	0	0.000
Safety Car	0	0	0.000
FCY	0	0	0.000

BMCRC - MRO Championships - Rnd 8 @ Snetterton

Powerbikes inc Clubman 1000 & Retro 1000 | BMCRC Thunderbike Ultra & Extreme

RACE 5 - STATISTICS

CLASS : 5 Starters

Fastest Lap History

NO	NAME	LAP TIME	TIME OF DAY	LAP	VEHICLE
6	**Brendan MALLINDER**	**1:56.979**	13:48:30.669	2	Honda FIREBLADE
6	**Brendan MALLINDER**	**1:56.377**	13:50:27.046	3	Honda FIREBLADE

Leader History

NO	NAME	FROM LAP	LAPS LED	DISTANCE	VEHICLE
6	**Brendan MALLINDER**	1	7	20.78 miles	Honda FIREBLADE

Weather / Track : Bright / Dry

Snetterton 300: 2.9689 miles
Date: 05/09/2026 Start: 13:44 Finish: 13:58

BMCRC - MRO Championships - Rnd 8 @ Snetterton

Powerbikes inc Clubman 1000 & Retro 1000 | BMCRC Thunderbike Ultra & Extreme

RACE 5 - STATISTICS

CLASS : C

14 Starters

Fastest Lap History

NO	NAME	LAP TIME	TIME OF DAY	LAP	VEHICLE
15	**Tommy JONES**	**2:00.362**	13:48:41.245	2	Honda CBR1000RRR
55	**Kirt POWELL**	**2:00.171**	13:50:43.028	3	Bmw S1000RR
55	**Kirt POWELL**	**1:59.407**	13:56:44.593	6	Bmw S1000RR

Leader History

NO	NAME	FROM LAP	LAPS LED	DISTANCE	VEHICLE
22	**Aaron NUNN ***	1	1	2.96 miles	BMW S1000RR
15	**Tommy JONES**	2	3	8.90 miles	Honda CBR1000RRR
55	**Kirt POWELL**	5	3	8.90 miles	Bmw S1000RR

BMCRC - MRO Championships - Rnd 8 @ Snetterton

Powerbikes inc Clubman 1000 & Retro 1000 | BMCRC Thunderbike Ultra & Extreme

RACE 5 - STATISTICS

CLASS : RET

3 Starters

Fastest Lap History

NO	NAME	LAP TIME	TIME OF DAY	LAP	VEHICLE
85	**Clinton WOOD (U)**	**2:01.369**	13:48:40.961	2	Suzuki GSXR1000
85	**Clinton WOOD (U)**	**2:01.354**	13:56:48.847	6	Suzuki GSXR1000

Leader History

NO	NAME	FROM LAP	LAPS LED	DISTANCE	VEHICLE
85	**Clinton WOOD (U)**	1	7	20.78 miles	Suzuki GSXR1000

BMCRC - MRO Championships - Rnd 8 @ Snetterton

Powerbikes inc Clubman 1000 & Retro 1000 | BMCRC Thunderbike Ultra & Extreme

RACE 5 - STATISTICS

CLASS : E

4 Starters

Fastest Lap History

NO	NAME	LAP TIME	TIME OF DAY	LAP	VEHICLE
69	**Tony RUSSO**	**2:05.072**	13:48:51.441	2	Suzuki GSXR 750
69	**Tony RUSSO**	**2:03.926**	13:53:00.789	4	Suzuki GSXR 750

Leader History

NO	NAME	FROM LAP	LAPS LED	DISTANCE	VEHICLE
69	**Tony RUSSO**	1	7	20.78 miles	Suzuki GSXR 750

BMCRC - MRO Championships - Rnd 8 @ Snetterton

Powerbikes inc Clubman 1000 & Retro 1000 | BMCRC Thunderbike Ultra & Extreme

RACE 5 - STATISTICS

CLASS : U

2 Starters

Fastest Lap History

NO	NAME	LAP TIME	TIME OF DAY	LAP	VEHICLE
1	**Tyler DONOVAN**	**1:58.943**	13:48:34.606	2	Kawasaki ZX10R
1	**Tyler DONOVAN**	**1:58.675**	13:52:32.505	4	Kawasaki ZX10R
1	**Tyler DONOVAN**	**1:57.787**	13:58:29.186	7	Kawasaki ZX10R

Leader History

NO	NAME	FROM LAP	LAPS LED	DISTANCE	VEHICLE
1	**Tyler DONOVAN**	1	7	20.78 miles	Kawasaki ZX10R

MRO POWERBIKES | MRO CLUBMAN 1000 CUP | MRO RETRO 1000S | BMCRC THUNDERBIKE ULTRA | BMCRC THUNDERBIKE EXTREME

BMCRC - MRO Championships - Rnd 8 @ Snetterton

Powerbikes inc Clubman 1000 & Retro 1000 | BMCRC Thunderbike Ultra & Extreme

RACE 14 - GRID (7 Laps)



These results are provisional until the conclusion of any judicial and technical matters.

Snetterton 300: 2.9689 miles

Clerk Of Course: Den Grant / Caroline Patterson	Timekeeper: Richard Evans	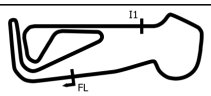

Results can be found at www.tsl-timing.com

Printed - 14:05 Saturday, 05 September 2026

TSL SPORTS TIMING TIMING SOLUTIONS LTD

MRO POWERBIKES | MRO CLUBMAN 1000 CUP | MRO RETRO 1000S | BMCRC THUNDERBIKE ULTRA | BMCRC THUNDERBIKE EXTREME

BMCRC - MRO Championships - Rnd 8 @ Snetterton

Powerbikes inc Clubman 1000 & Retro 1000 | BMCRC Thunderbike Ultra & Extreme

RACE 14 - CLASSIFICATION

Race Distance: 7 Laps / 20.78 miles

POS	NO	CL	PIC	NAME	ENTRY	LAPS	TIME	GAP	DIFF	MPH	BEST	ON	GRD	↑↓
1	6		1	Brendan MALLINDER	Honda FIREBLADE - Team MALLY	7	13:35.986			91.68	1:55.025	6	1	0
2	88		2	Scott HALLIDAY	Honda CBRR 1000 - Performance fitness gym	7	13:38.400	2.414	2.414	91.41	1:54.911	3	2	0
3	12		3	Matt PALLETT	Triumph 765RS - LRB ELECTRICAL & BUILDING SOLUTIO	7	13:44.884	8.898	6.484	90.69	1:56.186	5	3	0
4	87		4	Karl THOMPSON	Honda FIREBLADE RR - #Teamrace/Bishops Lane Garage	7	13:54.665	18.679	9.781	89.63	1:56.042	7	4	0
5	1	U	1	Tyler DONOVAN	Kawasaki ZX10R - TMT Racing	7	13:55.870	19.884	1.205	89.50	1:58.049	2	5	0
6	22	C	1	Aaron NUNN *	BMW S1000RR - Fellows grab away, Gemini scaffolding ,Se	7	14:09.185	33.199	13.315	88.10	1:59.846	5	8	2
7	15	C	2	Tommy JONES	Honda CBR1000RRR - Grandad / Armada racing	7	14:10.984	34.998	1.799	87.91	1:59.113	4	9	2
8	21	C	3	Marc BETTS	Yamaha R1 - Alex James construction / ACRE	7	14:11.675	35.689	0.691	87.84	2:00.381	7	10	2
9	55*	C	4	Kirt POWELL	Bmw S1000RR - Kirt powell plumbing and heating	7	14:15.457	39.471	3.782	87.45	1:58.699	7	7	-2
10	530	U	2	Morgan CREASEY	Suzuki GSXR 750 - Green plant	7	14:17.543	41.557	2.086	87.24	2:00.386	5	13	3
11	85	RET	1	Clinton WOOD (U)	Suzuki GSXR1000 - CLINTON WOOD	7	14:20.631	44.645	3.088	86.93	2:00.669	3	12	1
12	122	C	5	Dale HILL	Yamaha R1 -	7	14:25.867	49.881	5.236	86.40	2:01.324	6	11	-1
13	16	C	6	Ryan BULL	Honda CBR1000RR - CSS Scaffolding LTD	7	14:26.074	50.088	0.207	86.38	2:01.340	7	16	3
14	64		5	Mario GIAMPAGLIA	BMW S1000RR - BES Electrical Ltd.	7	14:33.739	57.753	7.665	85.62	2:01.750	7	29	15
15	81	C	7	Dan HARTLE	Yamaha R1 2CR - #Teamrace	7	14:35.070	59.084	1.331	85.49	2:02.078	7	14	-1
16	36	C	8	Alan MORGAN	Suzuki GSXR 1000 - Little Duck Racing	7	14:35.649	59.663	0.579	85.44	2:02.257	7	15	-1
17	56	C	9	Stuart PARKER	Suzuki GSXR750 Next Gen - MT Vehicle Solutions Ltd	7	14:40.488	1:04.502	4.839	84.97	2:03.218	4	17	0
18	69	E	1	Tony RUSSO	Suzuki GSXR 750 - Wymark Lubricants	7	14:41.046	1:05.060	0.558	84.91	2:03.067	4	20	2
19	813	C	10	Angus BRACKEN	Kawasaki ZX10RR -	7	14:43.230	1:07.244	2.184	84.70	2:02.923	7	19	0
20	23	C	11	Jason PAES	Aprilia RSV4 - J&R Electrical Ltd	7	14:43.663	1:07.677	0.433	84.66	2:03.373	7	18	-2
21	48	E	2	Shaun WALLIS	Suzuki GSXR 750 - MBC Despatch Racing	7	14:49.634	1:13.648	5.971	84.09	2:04.261	4	22	1
22	63	RET	2	Matt WREN (U)	- TBR Performance	7	14:53.182	1:17.196	3.548	83.76	2:05.303	7	27	5
23	50	RET	3	Lee ELLIS	Honda CBR1000RR - ATP MOTORSPORT	7	14:53.658	1:17.672	0.476	83.71	2:04.617	7	26	3
24	41	E	3	David ABRAHAM	Yamaha R1 - Cambridge Motorcycles	7	14:55.622	1:19.636	1.964	83.53	2:05.803	4	24	0
25	14	C	12	Alex YIANNI	BMW S1000 RR - Boakes Joinery/Almig Compressors/Airpac	7	15:00.536	1:24.550	4.914	83.08	2:06.158	7	25	0
26	78	C	13	Jamie THOMAS	Suzuki GSXR 1000 - Team RubyRacing	7	15:03.458	1:27.472	2.922	82.81	2:06.879	3	21	-5

NOT CLASSIFIED

DNF	65	C		Gareth FAITH	BMW S1000RR - Sitramoto	6	12:55.308	1 Lap	1 Lap	82.71	2:06.674	3	28	
DNF	117	E		Raymond STAGG	Suzuki GSXR 750 -	2	4:24.811	5 Laps	4 Laps	80.72	2:06.779	2	23	
DNF	74			Joe MORPHETT	BMW S1000RR -	1	2:04.378	6 Laps	1 Lap	85.93			6	

FASTEST LAP

88		Scott HALLIDAY	Honda CBRR 1000 - Performance fitness gym	3	1:54.911	93.01 mph	149.68 kph
1	U	Tyler DONOVAN	Kawasaki ZX10R - TMT Racing	2	1:58.049	90.53 mph	145.70 kph
55	C	Kirt POWELL	Bmw S1000RR - Kirt powell plumbing and heating	7	1:58.699	90.04 mph	144.91 kph
85	RET	Clinton WOOD (U)	Suzuki GSXR1000 - CLINTON WOOD	3	2:00.669	88.57 mph	142.54 kph
69	E	Tony RUSSO	Suzuki GSXR 750 - Wymark Lubricants	4	2:03.067	86.84 mph	139.76 kph

#55 - 10 Second penalty applied - Jump start.
Class - 92.5% of Race Speed = 84.80 mph
Class U - 92.5% of Race Speed = 82.78 mph
Class C - 92.5% of Race Speed = 81.49 mph
Class RET - 92.5% of Race Speed = 80.41 mph
Class E - 92.5% of Race Speed = 78.54 mph

Weather / Track : Cloudy / Dry
These results are provisional until the conclusion of any judicial and technical matters.

Date: 05/09/2026 Start: 17:31 Finish: 17:44
Snetterton 300: 2.9689 miles

Clerk Of Course: Den Grant / Caroline Patterson	Timekeeper: Richard Evans	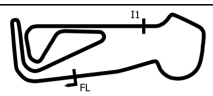

Results can be found at www.tsl-timing.com

Printed - 17:47 Saturday, 05 September 2026

BMCRC | TSL SPORTS TIMING TIMING SOLUTIONS LTD | MRO MOTORCYCLE RACING ORGANISATION

BMCRC - MRO Championships - Rnd 8 @ Snetterton

Powerbikes inc Clubman 1000 & Retro 1000 | BMCRC Thunderbike Ultra & Extreme

RACE 14 - LAP CHART

LAP 1 @ 17:33:11.378

NO	BEHIND	LAP TIME
1		2:03.719
6	0.144	2:03.863
88	0.329	2:04.048
74	0.659	2:04.378
12	1.251	2:04.970
87	1.845	2:05.564
55	2.580	2:06.299
21	3.395	2:07.114
22	3.776	2:07.495
530	4.102	2:07.821
15	5.395	2:09.114
36	6.902	2:10.621
85	7.681	2:11.400
16	7.732	2:11.451
122	7.871	2:11.590
56	8.845	2:12.564
81	10.957	2:14.676
64	11.685	2:15.404
69	11.926	2:15.645
813	11.989	2:15.708
48	12.936	2:16.655
23	13.356	2:17.075
50	14.177	2:17.896
117	14.313	2:18.032
41	14.377	2:18.096
63	14.472	2:18.191
14	14.622	2:18.341
65	15.464	2:19.183
78	16.372	2:20.091

LAP 2 @ 17:35:07.216

NO	BEHIND	LAP TIME
6		1:55.694
88	1.020	1:56.529
1	2.211	1:58.049
12	2.677	1:57.264
87	5.429	1:59.422
55	7.937	2:01.195
22	8.648	2:00.710
21	8.837	2:01.280
530	10.357	2:02.093
15	11.084	2:01.527
85	13.182	2:01.339
16	14.777	2:02.883
36	15.406	2:04.342
122	15.526	2:03.493
56	17.836	2:04.829
81	19.543	2:04.424
64	19.735	2:03.888
69	21.149	2:05.061
23	23.084	2:05.566
813	23.127	2:06.976
48	23.826	2:06.728
50	25.034	2:06.695
63	25.118	2:06.484
117	25.254	2:06.779
41	25.618	2:07.079
14	26.872	2:08.088
65	27.076	2:07.450
78	27.870	2:07.336

LAP 3 @ 17:37:02.778

NO	BEHIND	LAP TIME
6		1:55.562
88	0.369	1:54.911
12	4.096	1:56.981
1	4.915	1:58.266
87	8.814	1:58.947
22	13.185	2:00.099
55	13.592	2:01.217
21	14.118	2:00.843
15	15.468	1:59.946
530	15.578	2:00.783
85	18.289	2:00.669
16	21.636	2:02.421
122	21.794	2:01.830
36	23.942	2:04.098
56	26.490	2:04.216
64	28.160	2:03.987
81	28.481	2:04.500
69	29.428	2:03.841
813	32.666	2:05.101
23	33.295	2:05.773
48	34.511	2:06.247
63	34.982	2:05.426
50	35.967	2:06.495
41	36.790	2:06.734
14	38.005	2:06.695
65	38.188	2:06.674
78	39.187	2:06.879

LAP 4 @ 17:38:58.319

NO	BEHIND	LAP TIME
6		1:55.541
88	0.496	1:55.668
12	4.984	1:56.429
1	8.349	1:58.975
87	12.043	1:58.770
55	17.635	1:59.584
22	18.164	2:00.520
21	19.017	2:00.440
15	19.040	1:59.113
530	20.632	2:00.595
85	24.270	2:01.522
16	28.690	2:02.595
122	29.126	2:02.873
36	32.685	2:04.284
56	34.167	2:03.218
64	35.046	2:02.427
81	35.527	2:02.587
69	36.954	2:03.067
813	41.226	2:04.101
23	42.071	2:04.317
48	43.231	2:04.261
63	45.286	2:05.845
50	46.567	2:06.141
41	47.052	2:05.803
14	50.330	2:07.866
65	50.697	2:08.050
78	51.594	2:07.948

LAP 5 @ 17:40:53.557

NO	BEHIND	LAP TIME
6		1:55.238
88	0.806	1:55.548
12	5.932	1:56.186
1	11.996	1:58.885
87	15.395	1:58.590
55	21.822	1:59.425
22	22.772	1:59.846
15	23.765	1:59.963
21	24.925	2:01.146
530	25.780	2:00.386
85	30.849	2:01.817
16	36.425	2:02.973
122	36.482	2:02.594
36	43.239	2:05.792
64	43.496	2:03.688
56	43.990	2:05.061
81	44.022	2:03.733
69	45.125	2:03.409
813	50.327	2:04.339
23	50.484	2:03.651
48	53.056	2:05.063
63	55.582	2:05.534
41	57.684	2:05.870
50	58.014	2:06.685
14	1:02.269	2:07.177
65	1:02.362	2:06.903
78	1:03.500	2:07.144

LAP 6 @ 17:42:48.582

NO	BEHIND	LAP TIME
6		1:55.025
88	1.262	1:55.481
12	7.377	1:56.470
1	16.071	1:59.100
87	17.700	1:57.330
55	25.835	1:59.038
22	28.196	2:00.449
15	29.570	2:00.830
21	30.371	2:00.471
530	31.642	2:00.887
85	37.335	2:01.511
122	42.781	2:01.324
16	43.811	2:02.411
64	51.066	2:02.595
81	52.069	2:03.072
36	52.469	2:04.255
56	54.272	2:05.307
69	55.059	2:04.959
23	59.367	2:03.908
813	59.384	2:04.082
48	1:03.137	2:05.106
63	1:06.956	2:06.399
50	1:08.118	2:05.129
41	1:08.463	2:05.804
14	1:13.455	2:06.211
65	1:14.385	2:07.048
78	1:15.462	2:06.987

LAP 7 @ 17:44:43.645

NO	BEHIND	LAP TIME
6		1:55.063
88	2.414	1:56.215
12	8.898	1:56.584
87	18.679	1:56.042
1	19.884	1:58.876
55	29.471	1:58.699
22	33.199	2:00.066
15	34.998	2:00.491
21	35.689	2:00.381
530	41.557	2:04.978
85	44.645	2:02.373
122	49.881	2:02.163
16	50.088	2:01.340
64	57.753	2:01.750
81	59.084	2:02.078
36	59.663	2:02.257
56	1:04.502	2:05.293
69	1:05.060	2:05.064
813	1:07.244	2:02.923
23	1:07.677	2:03.373
48	1:13.648	2:05.574
63	1:17.196	2:05.303
50	1:17.672	2:04.617
41	1:19.636	2:06.236
14	1:24.550	2:06.158
78	1:27.472	2:07.073

Weather / Track : Cloudy / Dry

Snetterton 300: 2.9689 miles
Date: 05/09/2026 Start: 17:31 Finish: 17:44

Results can be found at www.tsl-timing.com

Printed - 17:47 Saturday, 05 September 2026

BMCRC - MRO Championships - Rnd 8 @ Snetterton

Powerbikes inc Clubman 1000 & Retro 1000 | BMCRC Thunderbike Ultra & Extreme

RACE 14 - POSITION CHART

No	Name	Lap Pos	1	2	3	4	5	6	7
6	MALLINDER	1	1	6	6	6	6	6	6
88	HALLIDAY	2	6	88	88	88	88	88	88
12	PALLETT	3	88	1	12	12	12	12	12
87	THOMPSON	4	74	12	1	1	1	1	87
1	DONOVAN	5	12	87	87	87	87	87	1
74	MORPHETT	6	87	55	22	55	55	55	55
55	POWELL	7	55	22	55	22	22	22	22
22	NUNN *	8	21	21	21	21	15	15	15
15	JONES	9	22	530	15	15	21	21	21
21	BETTS	10	530	15	530	530	530	530	530
122	HILL	11	15	85	85	85	85	85	85
85	WOOD (U)	12	36	16	16	16	16	122	122
530	CREASEY	13	85	36	122	122	122	16	16
81	HARTLE	14	16	122	36	36	36	64	64
36	MORGAN	15	122	56	56	56	64	81	81
16	BULL	16	56	81	64	64	56	36	36
56	PARKER	17	81	64	81	81	81	56	56
23	PAES	18	64	69	69	69	69	69	69
813	BRACKEN	19	69	23	813	813	813	23	813
69	RUSSO	20	813	813	23	23	23	813	23
78	THOMAS	21	48	48	48	48	48	48	48
48	WALLIS	22	23	50	63	63	63	63	63
117	STAGG	23	50	63	50	50	41	50	50
41	ABRAHAM	24	117	117	41	41	50	41	41
14	YIANNI	25	41	41	14	14	14	14	14
50	ELLIS	26	63	14	65	65	65	65	78
63	WREN (U)	27	14	65	78	78	78	78	
65	FAITH	28	65	78					
64	GIAMPAGLIA	29	78						

Weather / Track : Cloudy / Dry

Snetterton 300: 2.9689 miles
Date: 05/09/2026 Start: 17:31 Finish: 17:44

Results can be found at www.tsl-timing.com

Printed - 17:47 Saturday, 05 September 2026

BMCRC - MRO Championships - Rnd 8 @ Snetterton

Powerbikes inc Clubman 1000 & Retro 1000 | BMCRC Thunderbike Ultra & Extreme

RACE 14 - SECTOR ANALYSIS

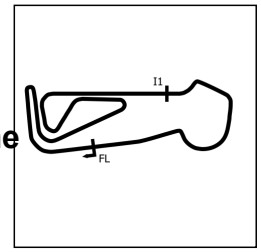

SECTOR 1 = FL to I1, SECTOR 2 = I1 to FL, DIFF = Difference To Personal Best Lap, P = Crossed Finish Line in Pit Lane, D = Time Disallowed

P1 6 Brendan MALLINDER — Honda FIREBLADE - Team MALLY

IDEAL LAP TIME : 1:54.766 BEST LAP TIME : 1:55.025 DIFFERENCE : 0.259

LAP	SECTOR 1	SECTOR 2	LAP TIME		MPH	DIFF	TIME OF DAY
1 -		39.681	2:03.863		86.28	8.838	17:33:11.522
2 -	1:16.779	38.915	1:55.694		92.38	0.669	17:35:07.216
3 -	1:16.769	38.793	1:55.562		92.48	0.537	17:37:02.778
4 -	1:16.916	38.625	1:55.541		92.50	0.516	17:38:58.319
5 -	1:16.744	38.494	1:55.238	(3)	92.74	0.213	17:40:53.557
6 -	***1:16.429***	38.596	***1:55.025***	**(1)**	***92.91***		***17:42:48.582***
7 -	1:16.726	***38.337***	1:55.063	(2)	92.88	0.038	17:44:43.645

P2 88 Scott HALLIDAY — Honda CBRR 1000 - Performance fitness gym

IDEAL LAP TIME : 1:54.807 BEST LAP TIME : 1:54.911 DIFFERENCE : 0.104

LAP	SECTOR 1	SECTOR 2	LAP TIME		MPH	DIFF	TIME OF DAY
1 -		39.863	2:04.048		86.16	9.137	17:33:11.707
2 -	1:17.864	38.665	1:56.529		91.72	1.618	17:35:08.236
3 -	***1:16.211***	38.700	***1:54.911***	**(1)**	***93.01***		***17:37:03.147***
4 -	1:16.951	38.717	1:55.668		92.40	0.757	17:38:58.815
5 -	1:16.720	38.828	1:55.548	(3)	92.49	0.637	17:40:54.363
6 -	1:16.885	***38.596***	1:55.481	(2)	92.55	0.570	17:42:49.844
7 -	1:17.182	39.033	1:56.215		91.96	1.304	17:44:46.059

P3 12 Matt PALLETT — Triumph 765RS - LRB ELECTRICAL & BUILDING SOLUTIONS

IDEAL LAP TIME : 1:55.944 BEST LAP TIME : 1:56.186 DIFFERENCE : 0.242

LAP	SECTOR 1	SECTOR 2	LAP TIME		MPH	DIFF	TIME OF DAY
1 -		39.664	2:04.970		85.52	8.784	17:33:12.629
2 -	1:17.997	39.267	1:57.264		91.14	1.078	17:35:09.893
3 -	1:17.979	39.002	1:56.981		91.36	0.795	17:37:06.874
4 -	1:17.799	***38.630***	1:56.429	(2)	91.79	0.243	17:39:03.303
5 -	***1:17.314***	38.872	***1:56.186***	**(1)**	***91.99***		***17:40:59.489***
6 -	1:17.381	39.089	1:56.470	(3)	91.76	0.284	17:42:55.959
7 -	1:17.544	39.040	1:56.584		91.67	0.398	17:44:52.543

P4 87 Karl THOMPSON — Honda FIREBLADE RR - #Teamrace/Bishops Lane Garage

IDEAL LAP TIME : 1:56.042 BEST LAP TIME : 1:56.042 DIFFERENCE : 0.000

LAP	SECTOR 1	SECTOR 2	LAP TIME		MPH	DIFF	TIME OF DAY
1 -		39.998	2:05.564		85.12	9.522	17:33:13.223
2 -	1:18.858	40.564	1:59.422		89.49	3.380	17:35:12.645
3 -	1:19.022	39.925	1:58.947		89.85	2.905	17:37:11.592
4 -	1:18.810	39.960	1:58.770		89.98	2.728	17:39:10.362
5 -	1:19.021	39.569	1:58.590	(3)	90.12	2.548	17:41:08.952
6 -	1:18.007	39.323	1:57.330	(2)	91.09	1.288	17:43:06.282
7 -	***1:17.234***	***38.808***	***1:56.042***	**(1)**	***92.10***		***17:45:02.324***

P5 1 U Tyler DONOVAN — Kawasaki ZX10R - TMT Racing

IDEAL LAP TIME : 1:57.755 BEST LAP TIME : 1:58.049 DIFFERENCE : 0.294

LAP	SECTOR 1	SECTOR 2	LAP TIME		MPH	DIFF	TIME OF DAY
1 -		39.617	2:03.719		86.38	5.670	17:33:11.378
2 -	***1:18.189***	39.860	***1:58.049***	**(1)**	***90.53***		***17:35:09.427***
3 -	1:18.700	***39.566***	1:58.266	(2)	90.37	0.217	17:37:07.693
4 -	1:19.200	39.775	1:58.975		89.83	0.926	17:39:06.668
5 -	1:18.813	40.072	1:58.885		89.90	0.836	17:41:05.553
6 -	1:19.316	39.784	1:59.100		89.74	1.051	17:43:04.653
7 -	1:18.943	39.933	1:58.876	(3)	89.90	0.827	17:45:03.529

BMCRC - MRO Championships - Rnd 8 @ Snetterton

Powerbikes inc Clubman 1000 & Retro 1000 | BMCRC Thunderbike Ultra & Extreme

RACE 14 - SECTOR ANALYSIS

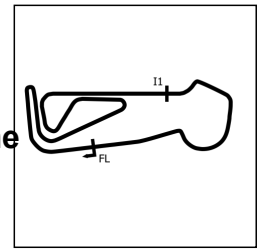

SECTOR 1 = FL to I1, SECTOR 2 = I1 to FL, DIFF = Difference To Personal Best Lap, P = Crossed Finish Line in Pit Lane, D = Time Disallowed

P6 22 C Aaron NUNN * — BMW S1000RR - Fellows grab away, Gemini scaffolding ,Severr

IDEAL LAP TIME : 1:59.630 BEST LAP TIME : 1:59.846 DIFFERENCE : 0.216

LAP	SECTOR 1	SECTOR 2	LAP TIME		MPH	DIFF	TIME OF DAY
1 -		40.511	2:07.495		83.83	7.649	17:33:15.154
2 -	1:20.115	40.595	2:00.710		88.54	0.864	17:35:15.864
3 -	1:19.833	40.266	2:00.099	(3)	88.99	0.253	17:37:15.963
4 -	1:20.387	***40.133***	2:00.520		88.68	0.674	17:39:16.483
5 -	1:19.560	40.286	***1:59.846***	(1)	***89.18***		***17:41:16.329***
6 -	1:20.091	40.358	2:00.449		88.73	0.603	17:43:16.778
7 -	***1:19.497***	40.569	2:00.066	(2)	89.01	0.220	17:45:16.844

P7 15 C Tommy JONES — Honda CBR1000RRR - Grandad / Armada racing

IDEAL LAP TIME : 1:59.113 BEST LAP TIME : 1:59.113 DIFFERENCE : 0.000

LAP	SECTOR 1	SECTOR 2	LAP TIME		MPH	DIFF	TIME OF DAY
1 -		40.369	2:09.114		82.78	10.001	17:33:16.773
2 -	1:20.810	40.717	2:01.527		87.94	2.414	17:35:18.300
3 -	1:20.105	39.841	1:59.946	(2)	89.10	0.833	17:37:18.246
4 -	***1:19.402***	***39.711***	***1:59.113***	(1)	***89.73***		***17:39:17.359***
5 -	1:19.823	40.140	1:59.963	(3)	89.09	0.850	17:41:17.322
6 -	1:20.598	40.232	2:00.830		88.45	1.717	17:43:18.152
7 -	1:20.289	40.202	2:00.491		88.70	1.378	17:45:18.643

P8 21 C Marc BETTS — Yamaha R1 - Alex James construction / ACRE

IDEAL LAP TIME : 2:00.087 BEST LAP TIME : 2:00.381 DIFFERENCE : 0.294

LAP	SECTOR 1	SECTOR 2	LAP TIME		MPH	DIFF	TIME OF DAY
1 -		40.486	2:07.114		84.08	6.733	17:33:14.773
2 -	1:20.362	40.918	2:01.280		88.12	0.899	17:35:16.053
3 -	1:20.469	40.374	2:00.843		88.44	0.462	17:37:16.896
4 -	1:20.299	***40.141***	2:00.440	(2)	88.74	0.059	17:39:17.336
5 -	1:20.897	40.249	2:01.146		88.22	0.765	17:41:18.482
6 -	1:20.211	40.260	2:00.471	(3)	88.71	0.090	17:43:18.953
7 -	***1:19.946***	40.435	***2:00.381***	(1)	***88.78***		***17:45:19.334***

P9 55 C Kirt POWELL — Bmw S1000RR - Kirt powell plumbing and heating

IDEAL LAP TIME : 1:58.613 BEST LAP TIME : 1:58.699 DIFFERENCE : 0.086

LAP	SECTOR 1	SECTOR 2	LAP TIME		MPH	DIFF	TIME OF DAY
1 -		40.175	2:06.299		84.62	7.600	17:33:13.958
2 -	1:20.491	40.704	2:01.195		88.18	2.496	17:35:15.153
3 -	1:20.693	40.524	2:01.217		88.17	2.518	17:37:16.370
4 -	1:19.753	39.831	1:59.584		89.37	0.885	17:39:15.954
5 -	1:19.377	40.048	1:59.425	(3)	89.49	0.726	17:41:15.379
6 -	1:19.368	***39.670***	1:59.038	(2)	89.78	0.339	17:43:14.417
7 -	***1:18.943***	39.756	***1:58.699***	(1)	***90.04***		***17:45:13.116***

P10 530 U Morgan CREASEY — Suzuki GSXR 750 - Green plant

IDEAL LAP TIME : 2:00.264 BEST LAP TIME : 2:00.386 DIFFERENCE : 0.122

LAP	SECTOR 1	SECTOR 2	LAP TIME		MPH	DIFF	TIME OF DAY
1 -		40.494	2:07.821		83.61	7.435	17:33:15.480
2 -	1:20.739	41.354	2:02.093		87.54	1.707	17:35:17.573
3 -	1:20.571	40.212	2:00.783	(3)	88.48	0.397	17:37:18.356
4 -	1:20.622	***39.973***	2:00.595	(2)	88.62	0.209	17:39:18.951
5 -	***1:20.291***	40.095	***2:00.386***	(1)	***88.78***		***17:41:19.337***
6 -	1:20.304	40.583	2:00.887		88.41	0.501	17:43:20.224
7 -	1:22.726	42.252	2:04.978		85.51	4.592	17:45:25.202

BMCRC - MRO Championships - Rnd 8 @ Snetterton

Powerbikes inc Clubman 1000 & Retro 1000 | BMCRC Thunderbike Ultra & Extreme

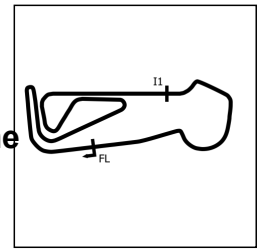

RACE 14 - SECTOR ANALYSIS

SECTOR 1 = FL to I1, SECTOR 2 = I1 to FL, DIFF = Difference To Personal Best Lap, P = Crossed Finish Line in Pit Lane, D = Time Disallowed

P11 85 RET Clinton WOOD (U)

Suzuki GSXR1000 - CLINTON WOOD

IDEAL LAP TIME : 2:00.669 BEST LAP TIME : 2:00.669 DIFFERENCE : 0.000

LAP	SECTOR 1	SECTOR 2	LAP TIME	MPH	DIFF	TIME OF DAY
1 -		41.162	2:11.400	81.33	10.731	17:33:19.059
2 -	1:20.718	40.621	2:01.339 (2)	88.08	0.670	17:35:20.398
3 -	***1:20.222***	***40.447***	***2:00.669 (1)***	***88.57***		***17:37:21.067***
4 -	1:20.694	40.828	2:01.522	87.95	0.853	17:39:22.589
5 -	1:20.848	40.969	2:01.817	87.73	1.148	17:41:24.406
6 -	1:20.556	40.955	2:01.511 (3)	87.95	0.842	17:43:25.917
7 -	1:21.082	41.291	2:02.373	87.34	1.704	17:45:28.290

P12 122 C Dale HILL

Yamaha R1 -

IDEAL LAP TIME : 2:01.324 BEST LAP TIME : 2:01.324 DIFFERENCE : 0.000

LAP	SECTOR 1	SECTOR 2	LAP TIME	MPH	DIFF	TIME OF DAY
1 -		41.690	2:11.590	81.22	10.266	17:33:19.249
2 -	1:22.522	40.971	2:03.493	86.54	2.169	17:35:22.742
3 -	1:21.185	40.645	2:01.830 (2)	87.72	0.506	17:37:24.572
4 -	1:21.245	41.628	2:02.873	86.98	1.549	17:39:27.445
5 -	1:20.951	41.643	2:02.594	87.18	1.270	17:41:30.039
6 -	***1:20.686***	***40.638***	***2:01.324 (1)***	***88.09***		***17:43:31.363***
7 -	1:21.268	40.895	2:02.163 (3)	87.49	0.839	17:45:33.526

P13 16 C Ryan BULL

Honda CBR1000RR - CSS Scaffolding LTD

IDEAL LAP TIME : 2:01.340 BEST LAP TIME : 2:01.340 DIFFERENCE : 0.000

LAP	SECTOR 1	SECTOR 2	LAP TIME	MPH	DIFF	TIME OF DAY
1 -		41.681	2:11.451	81.30	10.111	17:33:19.110
2 -	1:21.389	41.494	2:02.883	86.97	1.543	17:35:21.993
3 -	1:21.216	41.205	2:02.421 (3)	87.30	1.081	17:37:24.414
4 -	1:21.191	41.404	2:02.595	87.18	1.255	17:39:27.009
5 -	1:21.210	41.763	2:02.973	86.91	1.633	17:41:29.982
6 -	1:21.314	41.097	2:02.411 (2)	87.31	1.071	17:43:32.393
7 -	***1:20.558***	***40.782***	***2:01.340 (1)***	***88.08***		***17:45:33.733***

P14 64 Mario GIAMPAGLIA

BMW S1000RR - BES Electrical Ltd.

IDEAL LAP TIME : 2:01.750 BEST LAP TIME : 2:01.750 DIFFERENCE : 0.000

LAP	SECTOR 1	SECTOR 2	LAP TIME	MPH	DIFF	TIME OF DAY
1 -		42.254	2:15.404	78.93	13.654	17:33:23.063
2 -	1:22.809	41.079	2:03.888	86.27	2.138	17:35:26.951
3 -	1:22.171	41.816	2:03.987	86.20	2.237	17:37:30.938
4 -	1:21.600	40.827	2:02.427 (2)	87.30	0.677	17:39:33.365
5 -	1:21.385	42.303	2:03.688	86.41	1.938	17:41:37.053
6 -	1:21.855	40.740	2:02.595 (3)	87.18	0.845	17:43:39.648
7 -	***1:21.267***	***40.483***	***2:01.750 (1)***	***87.78***		***17:45:41.398***

P15 81 C Dan HARTLE

Yamaha R1 2CR - #Teamrace

IDEAL LAP TIME : 2:02.078 BEST LAP TIME : 2:02.078 DIFFERENCE : 0.000

LAP	SECTOR 1	SECTOR 2	LAP TIME	MPH	DIFF	TIME OF DAY
1 -		41.996	2:14.676	79.36	12.598	17:33:22.335
2 -	1:22.961	41.463	2:04.424	85.90	2.346	17:35:26.759
3 -	1:22.960	41.540	2:04.500	85.84	2.422	17:37:31.259
4 -	1:21.723	40.864	2:02.587 (2)	87.18	0.509	17:39:33.846
5 -	1:22.555	41.178	2:03.733	86.38	1.655	17:41:37.579
6 -	1:22.144	40.928	2:03.072 (3)	86.84	0.994	17:43:40.651
7 -	***1:21.465***	***40.613***	***2:02.078 (1)***	***87.55***		***17:45:42.729***

BMCRC - MRO Championships - Rnd 8 @ Snetterton

Powerbikes inc Clubman 1000 & Retro 1000 | BMCRC Thunderbike Ultra & Extreme

RACE 14 - SECTOR ANALYSIS

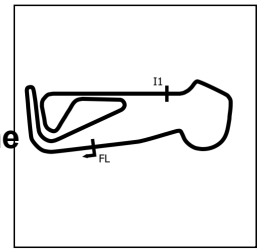

SECTOR 1 = FL to I1, SECTOR 2 = I1 to FL, DIFF = Difference To Personal Best Lap, P = Crossed Finish Line in Pit Lane, D = Time Disallowed

P16 36 C Alan MORGAN

Suzuki GSXR 1000 - Little Duck Racing

IDEAL LAP TIME : 2:02.154 BEST LAP TIME : 2:02.257 DIFFERENCE : 0.103

LAP	SECTOR 1	SECTOR 2	LAP TIME	MPH	DIFF	TIME OF DAY
1 -		41.106	2:10.621	81.82	8.364	17:33:18.280
2 -	1:23.305	41.037	2:04.342	85.95	2.085	17:35:22.622
3 -	1:22.815	41.283	2:04.098 (2)	86.12	1.841	17:37:26.720
4 -	1:22.497	41.787	2:04.284	85.99	2.027	17:39:31.004
5 -	1:23.320	42.472	2:05.792	84.96	3.535	17:41:36.796
6 -	1:23.656	***40.599***	2:04.255 (3)	86.01	1.998	17:43:41.051
7 -	***1:21.555***	40.702	***2:02.257*** (1)	***87.42***		***17:45:43.308***

P17 56 C Stuart PARKER

Suzuki GSXR750 Next Gen - MT Vehicle Solutions Ltd

IDEAL LAP TIME : 2:03.162 BEST LAP TIME : 2:03.218 DIFFERENCE : 0.056

LAP	SECTOR 1	SECTOR 2	LAP TIME	MPH	DIFF	TIME OF DAY
1 -		***41.352***	2:12.564	80.62	9.346	17:33:20.223
2 -	1:22.910	41.919	2:04.829 (3)	85.62	1.611	17:35:25.052
3 -	1:22.459	41.757	2:04.216 (2)	86.04	0.998	17:37:29.268
4 -	***1:21.810***	41.408	***2:03.218*** (1)	***86.74***		***17:39:32.486***
5 -	1:22.344	42.717	2:05.061	85.46	1.843	17:41:37.547
6 -	1:23.440	41.867	2:05.307	85.29	2.089	17:43:42.854
7 -	1:23.030	42.263	2:05.293	85.30	2.075	17:45:48.147

P18 69 E Tony RUSSO

Suzuki GSXR 750 - Wymark Lubricants

IDEAL LAP TIME : 2:03.067 BEST LAP TIME : 2:03.067 DIFFERENCE : 0.000

LAP	SECTOR 1	SECTOR 2	LAP TIME	MPH	DIFF	TIME OF DAY
1 -		42.675	2:15.645	78.79	12.578	17:33:23.304
2 -	1:23.073	41.988	2:05.061	85.46	1.994	17:35:28.365
3 -	1:22.242	41.599	2:03.841 (3)	86.30	0.774	17:37:32.206
4 -	***1:22.009***	***41.058***	***2:03.067*** (1)	***86.84***		***17:39:35.273***
5 -	1:22.278	41.131	2:03.409 (2)	86.60	0.342	17:41:38.682
6 -	1:22.892	42.067	2:04.959	85.53	1.892	17:43:43.641
7 -	1:22.813	42.251	2:05.064	85.46	1.997	17:45:48.705

P19 813 C Angus BRACKEN

Kawasaki ZX10RR -

IDEAL LAP TIME : 2:02.923 BEST LAP TIME : 2:02.923 DIFFERENCE : 0.000

LAP	SECTOR 1	SECTOR 2	LAP TIME	MPH	DIFF	TIME OF DAY
1 -		43.334	2:15.708	78.75	12.785	17:33:23.367
2 -	1:24.086	42.890	2:06.976	84.17	4.053	17:35:30.343
3 -	1:23.258	41.843	2:05.101	85.43	2.178	17:37:35.444
4 -	1:22.546	41.555	2:04.101 (3)	86.12	1.178	17:39:39.545
5 -	1:21.848	42.491	2:04.339	85.95	1.416	17:41:43.884
6 -	1:22.313	41.769	2:04.082 (2)	86.13	1.159	17:43:47.966
7 -	***1:21.679***	***41.244***	***2:02.923*** (1)	***86.94***		***17:45:50.889***

P20 23 C Jason PAES

Aprilia RSV4 - J&R Electrical Ltd

IDEAL LAP TIME : 2:02.841 BEST LAP TIME : 2:03.373 DIFFERENCE : 0.532

LAP	SECTOR 1	SECTOR 2	LAP TIME	MPH	DIFF	TIME OF DAY
1 -		42.593	2:17.075	77.97	13.702	17:33:24.734
2 -	1:23.212	42.354	2:05.566	85.11	2.193	17:35:30.300
3 -	1:23.644	42.129	2:05.773	84.97	2.400	17:37:36.073
4 -	1:22.795	41.522	2:04.317	85.97	0.944	17:39:40.390
5 -	***1:21.922***	41.729	2:03.651 (2)	86.43	0.278	17:41:44.041
6 -	1:22.600	41.308	2:03.908 (3)	86.25	0.535	17:43:47.949
7 -	1:22.454	***40.919***	***2:03.373*** (1)	***86.63***		***17:45:51.322***

BMCRC - MRO Championships - Rnd 8 @ Snetterton

Powerbikes inc Clubman 1000 & Retro 1000 | BMCRC Thunderbike Ultra & Extreme

RACE 14 - SECTOR ANALYSIS

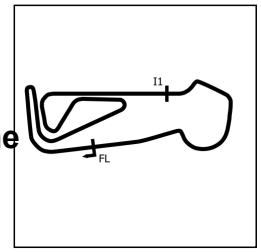

SECTOR 1 = FL to I1, SECTOR 2 = I1 to FL, DIFF = Difference To Personal Best Lap, P = Crossed Finish Line in Pit Lane, D = Time Disallowed

P21 48 E Shaun WALLIS — Suzuki GSXR 750 - MBC Despatch Racing

IDEAL LAP TIME : 2:04.261 BEST LAP TIME : 2:04.261 DIFFERENCE : 0.000

LAP	SECTOR 1	SECTOR 2	LAP TIME	MPH	DIFF	TIME OF DAY
1 -		43.076	2:16.655	78.21	12.394	17:33:24.314
2 -	1:24.254	42.474	2:06.728	84.33	2.467	17:35:31.042
3 -	1:23.723	42.524	2:06.247	84.66	1.986	17:37:37.289
4 -	***1:22.169***	***42.092***	***2:04.261*** ***(1)***	***86.01***		***17:39:41.550***
5 -	1:22.635	42.428	2:05.063 **(2)**	85.46	0.802	17:41:46.613
6 -	1:22.701	42.405	2:05.106 **(3)**	85.43	0.845	17:43:51.719
7 -	1:23.013	42.561	2:05.574	85.11	1.313	17:45:57.293

P22 63 RET Matt WREN (U) — - TBR Performance

IDEAL LAP TIME : 2:05.209 BEST LAP TIME : 2:05.303 DIFFERENCE : 0.094

LAP	SECTOR 1	SECTOR 2	LAP TIME	MPH	DIFF	TIME OF DAY
1 -		42.691	2:18.191	77.34	12.888	17:33:25.850
2 -	1:24.001	42.483	2:06.484	84.50	1.181	17:35:32.334
3 -	1:23.442	***41.984***	2:05.426 **(2)**	85.21	0.123	17:37:37.760
4 -	1:23.687	42.158	2:05.845	84.93	0.542	17:39:43.605
5 -	1:23.521	42.013	2:05.534 **(3)**	85.14	0.231	17:41:49.139
6 -	1:24.044	42.355	2:06.399	84.55	1.096	17:43:55.538
7 -	***1:23.225***	42.078	***2:05.303*** ***(1)***	***85.29***		***17:46:00.841***

P23 50 RET Lee ELLIS — Honda CBR1000RR - ATP MOTORSPORT

IDEAL LAP TIME : 2:04.598 BEST LAP TIME : 2:04.617 DIFFERENCE : 0.019

LAP	SECTOR 1	SECTOR 2	LAP TIME	MPH	DIFF	TIME OF DAY
1 -		43.697	2:17.896	77.50	13.279	17:33:25.555
2 -	1:23.904	42.791	2:06.695	84.36	2.078	17:35:32.250
3 -	1:24.184	42.311	2:06.495	84.49	1.878	17:37:38.745
4 -	1:23.715	42.426	2:06.141 **(3)**	84.73	1.524	17:39:44.886
5 -	1:23.639	43.046	2:06.685	84.36	2.068	17:41:51.571
6 -	1:22.941	***42.188***	2:05.129 **(2)**	85.41	0.512	17:43:56.700
7 -	***1:22.410***	42.207	***2:04.617*** ***(1)***	***85.76***		***17:46:01.317***

P24 41 E David ABRAHAM — Yamaha R1 - Cambridge Motorcycles

IDEAL LAP TIME : 2:05.316 BEST LAP TIME : 2:05.803 DIFFERENCE : 0.487

LAP	SECTOR 1	SECTOR 2	LAP TIME	MPH	DIFF	TIME OF DAY
1 -		43.409	2:18.096	77.39	12.293	17:33:25.755
2 -	1:24.794	42.285	2:07.079	84.10	1.276	17:35:32.834
3 -	1:24.082	42.652	2:06.734	84.33	0.931	17:37:39.568
4 -	1:23.281	42.522	***2:05.803*** ***(1)***	***84.95***		***17:39:45.371***
5 -	1:23.770	***42.100***	2:05.870 **(3)**	84.91	0.067	17:41:51.241
6 -	***1:23.216***	42.588	2:05.804 **(2)**	84.95	0.001	17:43:57.045
7 -	1:23.993	42.243	2:06.236	84.66	0.433	17:46:03.281

P25 14 C Alex YIANNI — BMW S1000 RR - Boakes Joinery/Almig Compressors/Airpack 2

IDEAL LAP TIME : 2:05.771 BEST LAP TIME : 2:06.158 DIFFERENCE : 0.387

LAP	SECTOR 1	SECTOR 2	LAP TIME	MPH	DIFF	TIME OF DAY
1 -		42.863	2:18.341	77.25	12.183	17:33:26.000
2 -	1:25.259	42.829	2:08.088	83.44	1.930	17:35:34.088
3 -	1:24.127	42.568	2:06.695 **(3)**	84.36	0.537	17:37:40.783
4 -	1:25.133	42.733	2:07.866	83.58	1.708	17:39:48.649
5 -	1:24.291	42.886	2:07.177	84.04	1.019	17:41:55.826
6 -	1:23.836	***42.375***	2:06.211 **(2)**	84.68	0.053	17:44:02.037
7 -	***1:23.396***	42.762	***2:06.158*** ***(1)***	***84.71***		***17:46:08.195***

BMCRC - MRO Championships - Rnd 8 @ Snetterton

Powerbikes inc Clubman 1000 & Retro 1000 | BMCRC Thunderbike Ultra & Extreme

RACE 14 - SECTOR ANALYSIS

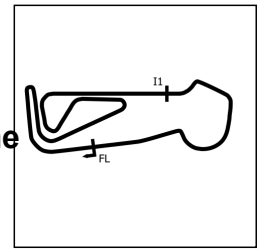

SECTOR 1 = FL to I1, SECTOR 2 = I1 to FL, DIFF = Difference To Personal Best Lap, P = Crossed Finish Line in Pit Lane, D = Time Disallowed

P26 78 C Jamie THOMAS — Suzuki GSXR 1000 - Team RubyRacing

IDEAL LAP TIME : 2:06.687 BEST LAP TIME : 2:06.879 DIFFERENCE : 0.192

LAP	SECTOR 1	SECTOR 2	LAP TIME	MPH	DIFF	TIME OF DAY
1 -		43.856	2:20.091	76.29	13.212	17:33:27.750
2 -	1:24.997	42.339	2:07.336	83.93	0.457	17:35:35.086
3 -	1:24.582	***42.297***	***2:06.879*** **(1)**	***84.23***		***17:37:41.965***
4 -	1:24.912	43.036	2:07.948	83.53	1.069	17:39:49.913
5 -	***1:24.390***	42.754	2:07.144	84.06	0.265	17:41:57.057
6 -	1:24.580	42.407	2:06.987 **(2)**	84.16	0.108	17:44:04.044
7 -	1:24.650	42.423	2:07.073 **(3)**	84.10	0.194	17:46:11.117

P27 65 C Gareth FAITH — BMW S1000RR - Sitramoto

IDEAL LAP TIME : 2:06.450 BEST LAP TIME : 2:06.674 DIFFERENCE : 0.224

LAP	SECTOR 1	SECTOR 2	LAP TIME	MPH	DIFF	TIME OF DAY
1 -		43.084	2:19.183	76.79	12.509	17:33:26.842
2 -	1:24.787	42.663	2:07.450	83.86	0.776	17:35:34.292
3 -	1:24.615	***42.059***	***2:06.674*** **(1)**	***84.37***		***17:37:40.966***
4 -	1:25.068	42.982	2:08.050	83.46	1.376	17:39:49.016
5 -	***1:24.391***	42.512	2:06.903 **(2)**	84.22	0.229	17:41:55.919
6 -	1:24.872	42.176	2:07.048 **(3)**	84.12	0.374	17:44:02.967

P28 117 E Raymond STAGG — Suzuki GSXR 750 -

IDEAL LAP TIME : 2:06.779 BEST LAP TIME : 2:06.779 DIFFERENCE : 0.000

LAP	SECTOR 1	SECTOR 2	LAP TIME	MPH	DIFF	TIME OF DAY
1 -		43.585	2:18.032	77.43	11.253	17:33:25.691
2 -	***1:24.105***	***42.674***	***2:06.779*** **(1)**	***84.30***		***17:35:32.470***
3 -	1:25.808					

P29 74 Joe MORPHETT — BMW S1000RR -

IDEAL LAP TIME : 1:58.083 BEST LAP TIME : DIFFERENCE :

LAP	SECTOR 1	SECTOR 2	LAP TIME	MPH	DIFF	TIME OF DAY
1 -		***40.155***	2:04.378	85.93		17:33:12.037
2 -	***1:17.928***					

Weather / Track : Cloudy / Dry

Snetterton 300: 2.9689 miles
Date: 05/09/2026 Start: 17:31 Finish: 17:44

BMCRC - MRO Championships - Rnd 8 @ Snetterton

Powerbikes inc Clubman 1000 & Retro 1000 | BMCRC Thunderbike Ultra & Extreme

RACE 14 - BEST SECTORS

	SECTOR 1		SECTOR 2	
POS	NO	TIME	NO	TIME
1	**88**	**1:16.211**	**6**	**38.337**
2	**6**	**1:16.429**	**88**	**38.596**
3	**87**	**1:17.234**	**12**	**38.630**
4	**12**	**1:17.314**	**87**	**38.808**
5	**74**	**1:17.928**	**1**	**39.566**
6	**1**	**1:18.189**	**55**	**39.670**
7	**55**	**1:18.943**	**15**	**39.711**
8	**15**	**1:19.402**	**530**	**39.973**
9	**22**	**1:19.497**	**22**	**40.133**
10	**21**	**1:19.946**	**21**	**40.141**
11	**85**	**1:20.222**	**74**	**40.155**
12	**530**	**1:20.291**	**85**	**40.447**
13	**16**	**1:20.558**	**64**	**40.483**
14	**122**	**1:20.686**	**36**	**40.599**
15	**64**	**1:21.267**	**81**	**40.613**
16	**81**	**1:21.465**	**122**	**40.638**
17	**36**	**1:21.555**	**16**	**40.782**
18	**813**	**1:21.679**	**23**	**40.919**
19	**56**	**1:21.810**	**69**	**41.058**
20	**23**	**1:21.922**	**813**	**41.244**
21	**69**	**1:22.009**	**56**	**41.352**
22	**48**	**1:22.169**	**63**	**41.984**
23	**50**	**1:22.410**	**65**	**42.059**
24	**41**	**1:23.216**	**48**	**42.092**
25	**63**	**1:23.225**	**41**	**42.100**
26	**14**	**1:23.396**	**50**	**42.188**
27	**117**	**1:24.105**	**78**	**42.297**
28	**78**	**1:24.390**	**14**	**42.375**
29	**65**	**1:24.391**	**117**	**42.674**

IDEAL / BEST COMPARISON

POS	NO	NAME	IDEAL	BEST	DIFF
		PERFECT LAP	**1:54.548**		
1	**6**	MALLINDER	1:54.766	1:55.025	**0.259**
2	**88**	HALLIDAY	1:54.807	1:54.911	**0.104**
3	**12**	PALLETT	1:55.944	1:56.186	**0.242**
4	**87**	THOMPSON	1:56.042	1:56.042	**0.000**
5	**1**	DONOVAN	1:57.755	1:58.049	**0.294**
6	**74**	MORPHETT			
7	**55**	POWELL	1:58.613	1:58.699	**0.086**
8	**15**	JONES	1:59.113	1:59.113	**0.000**
9	**22**	NUNN *	1:59.630	1:59.846	**0.216**
10	**21**	BETTS	2:00.087	2:00.381	**0.294**
11	**530**	CREASEY	2:00.264	2:00.386	**0.122**
12	**85**	WOOD (U)	2:00.669	2:00.669	**0.000**
13	**122**	HILL	2:01.324	2:01.324	**0.000**
14	**16**	BULL	2:01.340	2:01.340	**0.000**
15	**64**	GIAMPAGLIA	2:01.750	2:01.750	**0.000**
16	**81**	HARTLE	2:02.078	2:02.078	**0.000**
17	**36**	MORGAN	2:02.154	2:02.257	**0.103**
18	**23**	PAES	2:02.841	2:03.373	**0.532**
19	**813**	BRACKEN	2:02.923	2:02.923	**0.000**
20	**69**	RUSSO	2:03.067	2:03.067	**0.000**
21	**56**	PARKER	2:03.162	2:03.218	**0.056**
22	**48**	WALLIS	2:04.261	2:04.261	**0.000**
23	**50**	ELLIS	2:04.598	2:04.617	**0.019**
24	**63**	WREN (U)	2:05.209	2:05.303	**0.094**
25	**41**	ABRAHAM	2:05.316	2:05.803	**0.487**
26	**14**	YIANNI	2:05.771	2:06.158	**0.387**
27	**65**	FAITH	2:06.450	2:06.674	**0.224**
28	**78**	THOMAS	2:06.687	2:06.879	**0.192**
29	**117**	STAGG	2:06.779	2:06.779	**0.000**

Weather / Track : Cloudy / Dry

Snetterton 300: 2.9689 miles
Date: 05/09/2026 Start: 17:31 Finish: 17:44

Results can be found at www.tsl-timing.com

Printed - 17:47 Saturday, 05 September 2026

BMCRC - MRO Championships - Rnd 8 @ Snetterton

Powerbikes inc Clubman 1000 & Retro 1000 | BMCRC Thunderbike Ultra & Extreme

RACE 14 - STATISTICS

Competitors Started	29
Planned Start	2026-09-05 @ 16:10:00.000
Actual Start	2026-09-05 @ 17:31:07.658
Finish Time	2026-09-05 @ 17:44:43.644
Track Length	2.9689mi.
Total Laps	191
Total Distance Covered	567.0621mi.

Session Fastest Lap History

NO	CL	NAME	LAP TIME	TIME OF DAY	LAP	VEHICLE
6		**Brendan MALLINDER**	**1:55.694**	17:35:07.216	2	Honda FIREBLADE
6		**Brendan MALLINDER**	**1:55.562**	17:37:02.778	3	Honda FIREBLADE
88		**Scott HALLIDAY**	**1:54.911**	17:37:03.147	3	Honda CBRR 1000

Session Leader History

NO	CL	NAME	FROM LAP	LAPS LED	DISTANCE	VEHICLE
1	U	**Tyler DONOVAN**	1	1	2.96 miles	Kawasaki ZX10R
6		**Brendan MALLINDER**	2	6	17.81 miles	Honda FIREBLADE

Flag History

TYPE	TIME OF DAY
GREEN	17:31:07.658
FINISH	17:44:43.644

Flag Statistics

TYPE	COUNT	TOTAL LAPS	TOTAL TIME
Green	1	7	15:25.852
Red	0	0	0.000
Safety Car	0	0	0.000
FCY	0	0	0.000

BMCRC - MRO Championships - Rnd 8 @ Snetterton

Powerbikes inc Clubman 1000 & Retro 1000 | BMCRC Thunderbike Ultra & Extreme

RACE 14 - STATISTICS

CLASS : 6 Starters

Fastest Lap History

NO	NAME	LAP TIME	TIME OF DAY	LAP	VEHICLE
6	**Brendan MALLINDER**	**1:55.694**	17:35:07.216	2	Honda FIREBLADE
6	**Brendan MALLINDER**	**1:55.562**	17:37:02.778	3	Honda FIREBLADE
88	**Scott HALLIDAY**	**1:54.911**	17:37:03.147	3	Honda CBRR 1000

Leader History

NO	NAME	FROM LAP	LAPS LED	DISTANCE	VEHICLE
6	**Brendan MALLINDER**	1	7	20.78 miles	Honda FIREBLADE

BMCRC - MRO Championships - Rnd 8 @ Snetterton

Powerbikes inc Clubman 1000 & Retro 1000 | BMCRC Thunderbike Ultra & Extreme

RACE 14 - STATISTICS

CLASS : C

14 Starters

Fastest Lap History

NO	NAME	LAP TIME	TIME OF DAY	LAP	VEHICLE
55	**Kirt POWELL**	**2:01.195**	17:35:15.153	2	Bmw S1000RR
22	**Aaron NUNN ***	**2:00.710**	17:35:15.864	2	BMW S1000RR
22	**Aaron NUNN ***	**2:00.099**	17:37:15.963	3	BMW S1000RR
15	**Tommy JONES**	**1:59.946**	17:37:18.246	3	Honda CBR1000RRR
55	**Kirt POWELL**	**1:59.584**	17:39:15.954	4	Bmw S1000RR
15	**Tommy JONES**	**1:59.113**	17:39:17.359	4	Honda CBR1000RRR
55	**Kirt POWELL**	**1:59.038**	17:43:14.417	6	Bmw S1000RR
55	**Kirt POWELL**	**1:58.699**	17:45:13.116	7	Bmw S1000RR

Leader History

NO	NAME	FROM LAP	LAPS LED	DISTANCE	VEHICLE
55	**Kirt POWELL**	1	2	5.93 miles	Bmw S1000RR
22	**Aaron NUNN ***	3	1	2.96 miles	BMW S1000RR
55	**Kirt POWELL**	4	4	11.87 miles	Bmw S1000RR

BMCRC - MRO Championships - Rnd 8 @ Snetterton

Powerbikes inc Clubman 1000 & Retro 1000 | BMCRC Thunderbike Ultra & Extreme

RACE 14 - STATISTICS

CLASS : RET

3 Starters

Fastest Lap History

NO	NAME	LAP TIME	TIME OF DAY	LAP	VEHICLE
85	**Clinton WOOD (U)**	**2:01.339**	17:35:20.398	2	Suzuki GSXR1000
85	**Clinton WOOD (U)**	**2:00.669**	17:37:21.067	3	Suzuki GSXR1000

Leader History

NO	NAME	FROM LAP	LAPS LED	DISTANCE	VEHICLE
85	**Clinton WOOD (U)**	1	7	20.78 miles	Suzuki GSXR1000

BMCRC - MRO Championships - Rnd 8 @ Snetterton

Powerbikes inc Clubman 1000 & Retro 1000 | BMCRC Thunderbike Ultra & Extreme

RACE 14 - STATISTICS

CLASS : E

4 Starters

Fastest Lap History

NO	NAME	LAP TIME	TIME OF DAY	LAP	VEHICLE
69	**Tony RUSSO**	**2:05.061**	17:35:28.365	2	Suzuki GSXR 750
69	**Tony RUSSO**	**2:03.841**	17:37:32.206	3	Suzuki GSXR 750
69	**Tony RUSSO**	**2:03.067**	17:39:35.273	4	Suzuki GSXR 750

Leader History

NO	NAME	FROM LAP	LAPS LED	DISTANCE	VEHICLE
69	**Tony RUSSO**	1	7	20.78 miles	Suzuki GSXR 750

BMCRC - MRO Championships - Rnd 8 @ Snetterton

Powerbikes inc Clubman 1000 & Retro 1000 | BMCRC Thunderbike Ultra & Extreme

RACE 14 - STATISTICS

CLASS : U

2 Starters

Fastest Lap History

NO	NAME	LAP TIME	TIME OF DAY	LAP	VEHICLE
1	**Tyler DONOVAN**	**1:58.049**	17:35:09.427	2	Kawasaki ZX10R

Leader History

NO	NAME	FROM LAP	LAPS LED	DISTANCE	VEHICLE
1	**Tyler DONOVAN**	1	7	20.78 miles	Kawasaki ZX10R

MRO POWERBIKES | MRO CLUBMAN 1000 CUP | MRO RETRO 1000S | BMCRC THUNDERBIKE ULTRA | BMCRC THUNDERBIKE EXTREME

BMCRC - MRO Championships - Rnd 8 @ Snetterton

Powerbikes inc Clubman 1000 & Retro 1000 | BMCRC Thunderbike Ultra & Extreme

RACE 5 - GRID (10 Laps)



These results are provisional until the conclusion of any judicial and technical matters.

Snetterton 300: 2.9689 miles

Clerk Of Course: Den Grant / Caroline Patterson	Timekeeper: Richard Evans	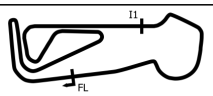

Results can be found at www.tsl-timing.com

Printed - 17:49 Saturday, 05 September 2026

TSL SPORTS TIMING TIMING SOLUTIONS LTD

MRO POWERBIKES | MRO CLUBMAN 1000 CUP | MRO RETRO 1000S | BMCRC THUNDERBIKE ULTRA | BMCRC THUNDERBIKE EXTREME

BMCRC - MRO Championships - Rnd 8 @ Snetterton

Powerbikes inc Clubman 1000 & Retro 1000 | BMCRC Thunderbike Ultra & Extreme

RACE 5 - CLASSIFICATION

Race Distance: 9 Laps / 26.72 miles

POS	NO	CL	PIC	NAME	ENTRY	LAPS	TIME	GAP	DIFF	MPH	BEST	ON	GRD	↑↓
1	88		1	Scott HALLIDAY	Honda CBRR 1000 - Performance fitness gym	9	17:39.685			90.77	1:56.477	4	1	0
2	6		2	Brendan MALLINDER	Honda FIREBLADE - Team MALLY	9	17:45.563	5.878	5.878	90.27	1:57.387	6	2	0
3	87		3	Karl THOMPSON	Honda FIREBLADE RR - #Teamrace/Bishops Lane Garage	9	17:52.692	13.007	7.129	89.67	1:57.746	2	3	0
4	1	U	1	Tyler DONOVAN	Kawasaki ZX10R - TMT Racing	9	17:56.559	16.874	3.867	89.35	1:58.553	7	5	1
5	12		4	Matt PALLETT	Triumph 765RS - LRB ELECTRICAL & BUILDING SOLUTIO	9	17:57.832	18.147	1.273	89.24	1:56.968	8	4	-1
6	55	C	1	Kirt POWELL	Bmw S1000RR - Kirt powell plumbing and heating	9	18:17.720	38.035	19.888	87.62	2:00.789	8	6	0
7	85	RET	1	Clinton WOOD (U)	Suzuki GSXR1000 - CLINTON WOOD	9	18:20.089	40.404	2.369	87.44	2:01.059	2	11	4
8	122	C	2	Dale HILL	Yamaha R1 -	9	18:23.345	43.660	3.256	87.18	2:01.249	2	13	5
9	16	C	3	Ryan BULL	Honda CBR1000RR - CSS Scaffolding LTD	9	18:25.658	45.973	2.313	87.00	2:00.879	8	14	5
10	21	C	4	Marc BETTS	Yamaha R1 - Alex James construction / ACRE	9	18:26.002	46.317	0.344	86.97	2:00.923	8	9	-1
11	36	C	5	Alan MORGAN	Suzuki GSXR 1000 - Little Duck Racing	9	18:29.794	50.109	3.792	86.67	2:01.200	7	17	6
12	64		5	Mario GIAMPAGLIA	BMW S1000RR - BES Electrical Ltd.	9	18:31.948	52.263	2.154	86.50	2:01.294	6	15	3
13	81	C	6	Dan HARTLE	Yamaha R1 2CR - #Teamrace	9	18:35.686	56.001	3.738	86.21	2:01.508	8	16	3
14	56	C	7	Stuart PARKER	Suzuki GSXR750 Next Gen - MT Vehicle Solutions Ltd	9	18:49.546	1:09.861	13.860	85.16	2:04.177	3	20	6
15	69	E	1	Tony RUSSO	Suzuki GSXR 750 - Wymark Lubricants	9	18:54.748	1:15.063	5.202	84.77	2:03.696	3	19	4
16	23	C	8	Jason PAES	Aprilia RSV4 - J&R Electrical Ltd	9	19:01.416	1:21.731	6.668	84.27	2:04.591	8	21	5
17	63	RET	2	Matt WREN (U)	- TBR Performance	9	19:02.543	1:22.858	1.127	84.19	2:04.333	7	24	7
18	48	E	2	Shaun WALLIS	Suzuki GSXR 750 - MBC Despatch Racing	9	19:03.914	1:24.229	1.371	84.09	2:04.641	9	22	4
19	530	U	2	Morgan CREASEY	Suzuki GSXR 750 - Green plant	9	19:04.305	1:24.620	0.391	84.06	2:04.004	9	10	-9
20	41	E	3	David ABRAHAM	Yamaha R1 - Cambridge Motorcycles	9	19:10.431	1:30.746	6.126	83.61	2:05.511	7	25	5
21	14	C	9	Alex YIANNI	BMW S1000 RR - Boakes Joinery/Almig Compressors/Airpac	9	19:14.452	1:34.767	4.021	83.32	2:05.940	7	26	5
22	50	RET	3	Lee ELLIS	Honda CBR1000RR - ATP MOTORSPORT	9	19:35.182	1:55.497	20.730	81.85	2:07.927	5	23	1
					NOT CLASSIFIED									
DNF	813	C		Angus BRACKEN	Kawasaki ZX10RR -	7	14:37.007	2 Laps	2 Laps	85.30	2:03.091	5	18	
DNF	65	C		Gareth FAITH	BMW S1000RR - Sitramoto	7	15:07.447	2 Laps	30.440	82.44	2:06.932	6	27	
					NOT STARTED									
NS	15	C		Tommy JONES	Honda CBR1000RRR - Grandad / Armada racing								7	
NS	22	C		Aaron NUNN *	BMW S1000RR - Fellows grab away, Gemini scaffolding ,Se								8	
NS	74			Joe MORPHETT	BMW S1000RR -								12	
NS	117	E		Raymond STAGG	Suzuki GSXR 750 -								28	
NS	78	C		Jamie THOMAS	Suzuki GSXR 1000 - Team RubyRacing								29	

FASTEST LAP

88		Scott HALLIDAY	Honda CBRR 1000 - Performance fitness gym	4	1:56.477	91.76 mph	147.67 kph
1	U	Tyler DONOVAN	Kawasaki ZX10R - TMT Racing	7	1:58.553	90.15 mph	145.08 kph
55	C	Kirt POWELL	Bmw S1000RR - Kirt powell plumbing and heating	8	2:00.789	88.48 mph	142.40 kph
85	RET	Clinton WOOD (U)	Suzuki GSXR1000 - CLINTON WOOD	2	2:01.059	88.28 mph	142.08 kph
69	E	Tony RUSSO	Suzuki GSXR 750 - Wymark Lubricants	3	2:03.696	86.40 mph	139.05 kph

Class - 92.5% of Race Speed = 83.96 mph
Class U - 92.5% of Race Speed = 82.64 mph
Class C - 92.5% of Race Speed = 81.04 mph
Class RET - 92.5% of Race Speed = 80.88 mph
Class E - 92.5% of Race Speed = 78.41 mph

Weather / Track : Bright / Dry
These results are provisional until the conclusion of any judicial and technical matters.

Date: 06/09/2026 Start: 11:48 Finish: 12:06
Snetterton 300: 2.9689 miles

Clerk Of Course: Den Grant / Caroline Patterson

Timekeeper: Richard Evans

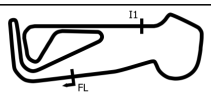

Results can be found at www.tsl-timing.com

Printed - 12:08 Sunday, 06 September 2026

BMCRC - MRO Championships - Rnd 8 @ Snetterton

Powerbikes inc Clubman 1000 & Retro 1000 | BMCRC Thunderbike Ultra & Extreme

RACE 5 - LAP CHART

LAP 1 @ 11:50:45.277

NO	BEHIND	LAP TIME
6		2:02.748
88	0.674	2:03.422
87	1.107	2:03.855
1	2.194	2:04.942
12	2.935	2:05.683
55	4.389	2:07.137
85	5.207	2:07.955
122	5.534	2:08.282
16	7.437	2:10.185
21	7.617	2:10.365
56	9.908	2:12.656
36	10.104	2:12.852
69	10.593	2:13.341
64	11.966	2:14.714
813	12.064	2:14.812
81	12.573	2:15.321
48	13.504	2:16.252
41	14.060	2:16.808
63	15.079	2:17.827
14	15.751	2:18.499
23	16.156	2:18.904
530	16.412	2:19.160
65	18.007	2:20.755
50	18.037	2:20.785
16	17.465	2:02.499
21	17.688	2:02.531
36	20.899	2:01.950
64	21.997	2:02.991
56	23.359	2:04.177
69	24.144	2:03.696
81	24.331	2:03.084
813	25.512	2:04.182
48	31.851	2:06.607
41	32.236	2:06.724
23	32.292	2:05.937
63	32.917	2:07.216
530	33.594	2:06.493
14	36.555	2:07.449
65	39.826	2:08.933
50	41.221	2:08.921
48	51.956	2:05.592
41	52.524	2:05.949
14	56.035	2:06.565
65	1:00.983	2:07.337
50	1:03.483	2:07.927
87	10.624	1:57.949
1	15.300	1:59.001
12	16.233	1:56.968
55	31.548	2:00.789
85	36.018	2:01.473
122	37.642	2:01.355
21	41.216	2:00.923
16	41.796	2:00.879
36	44.615	2:02.789
64	46.432	2:01.950
81	51.107	2:01.508
56	1:02.708	2:04.619
69	1:04.104	2:05.348
23	1:13.708	2:04.591
63	1:15.205	2:05.696
48	1:16.635	2:04.840
530	1:17.663	2:04.578
41	1:20.811	2:05.917
14	1:25.121	2:07.509
50	1:42.091	2:10.098

LAP 2 @ 11:52:42.793

NO	BEHIND	LAP TIME
6		1:57.516
88	0.201	1:57.043
87	1.337	1:57.746
1	4.094	1:59.416
12	4.580	1:59.161
55	7.849	2:00.976
85	8.750	2:01.059
122	9.267	2:01.249
16	12.834	2:02.913
21	13.025	2:02.924
36	16.817	2:04.229
64	16.874	2:02.424
56	17.050	2:04.658
69	18.316	2:05.239
81	19.115	2:04.058
813	19.198	2:04.650
48	23.112	2:07.124
41	23.380	2:06.836
63	23.569	2:06.006
23	24.223	2:05.583
530	24.969	2:06.073
14	26.974	2:08.739
65	28.761	2:08.270
50	30.168	2:09.647

LAP 3 @ 11:54:40.661

NO	BEHIND	LAP TIME
88		1:57.667
6	0.188	1:58.056
87	2.252	1:58.783
1	5.037	1:58.811
55	10.875	2:00.894
12	11.102	2:04.390
85	12.595	2:01.713
122	12.980	2:01.581

LAP 4 @ 11:56:37.138

NO	BEHIND	LAP TIME
88		1:56.477
6	1.262	1:57.551
87	4.364	1:58.589
1	7.716	1:59.156
12	12.721	1:58.096
55	15.823	2:01.425
85	17.937	2:01.819
122	18.004	2:01.501
16	23.075	2:02.087
21	23.329	2:02.118
36	25.754	2:01.332
64	27.219	2:01.699
81	31.074	2:03.220
56	31.078	2:04.196
69	32.307	2:04.640
813	32.878	2:03.843
23	41.580	2:05.765
63	43.088	2:06.648
48	43.943	2:08.569
41	44.154	2:08.395
530	44.205	2:07.088
14	47.049	2:06.971
65	51.225	2:07.876
50	53.135	2:08.391

LAP 5 @ 11:58:34.717

NO	BEHIND	LAP TIME
88		1:57.579
6	1.482	1:57.799
87	5.607	1:58.822
1	9.188	1:59.051
12	12.953	1:57.811
55	19.049	2:00.805
85	21.892	2:01.534
122	22.120	2:01.695
16	27.555	2:02.059
21	27.913	2:02.163
36	29.805	2:01.630
64	31.474	2:01.834
81	35.801	2:02.306
56	38.017	2:04.518
813	38.390	2:03.091
69	38.739	2:04.011
23	48.900	2:04.899
63	50.073	2:04.564
530	51.101	2:04.475

LAP 6 @ 12:00:31.943

NO	BEHIND	LAP TIME
88		1:57.226
6	1.643	1:57.387
87	6.968	1:58.587
1	10.970	1:59.008
12	13.664	1:57.937
55	22.832	2:01.009
85	26.295	2:01.629
122	27.072	2:02.178
16	32.217	2:01.888
21	32.479	2:01.792
36	33.850	2:01.271
64	35.542	2:01.294
81	40.459	2:01.884
813	44.472	2:03.308
56	45.931	2:05.140
69	46.699	2:05.186
23	57.433	2:05.759
63	58.400	2:05.553
48	1:00.166	2:05.436
530	1:01.570	2:07.695
41	1:02.607	2:07.309
14	1:04.896	2:06.087
65	1:10.689	2:06.932
50	1:15.363	2:09.106

LAP 7 @ 12:02:28.426

NO	BEHIND	LAP TIME
88		1:56.483
6	2.700	1:57.540
87	9.416	1:58.931
1	13.040	1:58.553
12	16.006	1:58.825
55	27.500	2:01.151
85	31.286	2:01.474
122	33.028	2:02.439
21	37.034	2:01.038
16	37.658	2:01.924
36	38.567	2:01.200
64	41.223	2:02.164
81	46.340	2:02.364
813	51.110	2:03.121
56	54.830	2:05.382
69	55.497	2:05.281
23	1:05.858	2:04.908
63	1:06.250	2:04.333
48	1:08.536	2:04.853
530	1:09.826	2:04.739
41	1:11.635	2:05.511
14	1:14.353	2:05.940
65	1:21.550	2:07.344
50	1:28.734	2:09.854

LAP 8 @ 12:04:25.167

NO	BEHIND	LAP TIME
88		1:56.741
6	4.115	1:58.156

LAP 9 @ 12:06:22.214

NO	BEHIND	LAP TIME
88		1:57.047
6	5.878	1:58.810
87	13.007	1:59.430
1	16.874	1:58.621
12	18.147	1:58.961
55	38.035	2:03.534
85	40.404	2:01.433
122	43.660	2:03.065
16	45.973	2:01.224
21	46.317	2:02.148
36	50.109	2:02.541
64	52.263	2:02.878
81	56.001	2:01.941
56	1:09.861	2:04.200
69	1:15.063	2:08.006
23	1:21.731	2:05.070
63	1:22.858	2:04.700
48	1:24.229	2:04.641
530	1:24.620	2:04.004
41	1:30.746	2:06.982
14	1:34.767	2:06.693
50	1:55.497	2:10.453

Weather / Track : Bright / Dry

Snetterton 300: 2.9689 miles
Date: 06/09/2026 Start: 11:48 Finish: 12:06

Results can be found at www.tsl-timing.com

Printed - 12:09 Sunday, 06 September 2026

BMCRC - MRO Championships - Rnd 8 @ Snetterton

Powerbikes inc Clubman 1000 & Retro 1000 | BMCRC Thunderbike Ultra & Extreme

RACE 5 - POSITION CHART

No	Name	Lap Pos	1	2	3	4	5	6	7	8	9
88	HALLIDAY	1	6	6	88	88	88	88	88	88	88
6	MALLINDER	2	88	88	6	6	6	6	6	6	6
87	THOMPSON	3	87	87	87	87	87	87	87	87	87
12	PALLETT	4	1	1	1	1	1	1	1	1	1
1	DONOVAN	5	12	12	55	12	12	12	12	12	12
55	POWELL	6	55	55	12	55	55	55	55	55	55
15	JONES	7	85	85	85	85	85	85	85	85	85
22	NUNN *	8	122	122	122	122	122	122	122	122	122
21	BETTS	9	16	16	16	16	16	16	21	21	16
530	CREASEY	10	21	21	21	21	21	21	16	16	21
85	WOOD (U)	11	56	36	36	36	36	36	36	36	36
74	MORPHETT	12	36	64	64	64	64	64	64	64	64
122	HILL	13	69	56	56	81	81	81	81	81	81
16	BULL	14	64	69	69	56	56	813	813	56	56
64	GIAMPAGLIA	15	813	81	81	69	813	56	56	69	69
81	HARTLE	16	81	813	813	813	69	69	69	23	23
36	MORGAN	17	48	48	48	23	23	23	23	63	63
813	BRACKEN	18	41	41	41	63	63	63	63	48	48
69	RUSSO	19	63	63	23	48	530	48	48	530	530
56	PARKER	20	14	23	63	41	48	530	530	41	41
23	PAES	21	23	530	530	530	41	41	41	14	14
48	WALLIS	22	530	14	14	14	14	14	14	50	50
50	ELLIS	23	65	65	65	65	65	65	65		
63	WREN (U)	24	50	50	50	50	50	50	50		
41	ABRAHAM	25									
14	YIANNI	26									
65	FAITH	27									
117	STAGG	28									
78	THOMAS	29									

Weather / Track : Bright / Dry

Snetterton 300: 2.9689 miles
Date: 06/09/2026 Start: 11:48 Finish: 12:06

Results can be found at www.tsl-timing.com

Printed - 12:09 Sunday, 06 September 2026

BMCRC - MRO Championships - Rnd 8 @ Snetterton

Powerbikes inc Clubman 1000 & Retro 1000 | BMCRC Thunderbike Ultra & Extreme

RACE 5 - SECTOR ANALYSIS

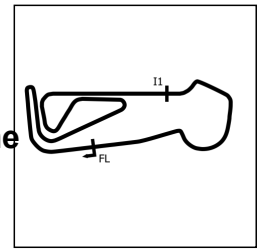

SECTOR 1 = FL to I1, SECTOR 2 = I1 to FL, DIFF = Difference To Personal Best Lap, P = Crossed Finish Line in Pit Lane, D = Time Disallowed

P1 88 Scott HALLIDAY — Honda CBRR 1000 - Performance fitness gym

IDEAL LAP TIME : 1:56.181 BEST LAP TIME : 1:56.477 DIFFERENCE : 0.296

LAP	SECTOR 1	SECTOR 2	LAP TIME		MPH	DIFF	TIME OF DAY
1 -		39.277	2:03.422		86.59	6.945	11:50:45.951
2 -	1:17.789	39.254	1:57.043		91.31	0.566	11:52:42.994
3 -	1:18.066	39.601	1:57.667		90.83	1.190	11:54:40.661
4 -	1:17.482	***38.995***	***1:56.477***	**(1)**	***91.76***		***11:56:37.138***
5 -	1:18.154	39.425	1:57.579		90.90	1.102	11:58:34.717
6 -	1:17.963	39.263	1:57.226		91.17	0.749	12:00:31.943
7 -	***1:17.186***	39.297	1:56.483	**(2)**	91.75	0.006	12:02:28.426
8 -	1:17.407	39.334	1:56.741	**(3)**	91.55	0.264	12:04:25.167
9 -	1:17.485	39.562	1:57.047		91.31	0.570	12:06:22.214

P2 6 Brendan MALLINDER — Honda FIREBLADE - Team MALLY

IDEAL LAP TIME : 1:57.102 BEST LAP TIME : 1:57.387 DIFFERENCE : 0.285

LAP	SECTOR 1	SECTOR 2	LAP TIME		MPH	DIFF	TIME OF DAY
1 -		39.404	2:02.748		87.07	5.361	11:50:45.277
2 -	1:18.356	***39.160***	1:57.516	**(2)**	90.95	0.129	11:52:42.793
3 -	1:18.155	39.901	1:58.056		90.53	0.669	11:54:40.849
4 -	***1:17.942***	39.609	1:57.551		90.92	0.164	11:56:38.400
5 -	1:18.414	39.385	1:57.799		90.73	0.412	11:58:36.199
6 -	1:18.064	39.323	***1:57.387***	**(1)**	***91.04***		***12:00:33.586***
7 -	1:18.036	39.504	1:57.540	**(3)**	90.93	0.153	12:02:31.126
8 -	1:18.643	39.513	1:58.156		90.45	0.769	12:04:29.282
9 -	1:19.123	39.687	1:58.810		89.95	1.423	12:06:28.092

P3 87 Karl THOMPSON — Honda FIREBLADE RR - #Teamrace/Bishops Lane Garage

IDEAL LAP TIME : 1:57.746 BEST LAP TIME : 1:57.746 DIFFERENCE : 0.000

LAP	SECTOR 1	SECTOR 2	LAP TIME		MPH	DIFF	TIME OF DAY
1 -		39.773	2:03.855		86.29	6.109	11:50:46.384
2 -	***1:18.272***	***39.474***	***1:57.746***	**(1)**	***90.77***		***11:52:44.130***
3 -	1:18.759	40.024	1:58.783		89.97	1.037	11:54:42.913
4 -	1:18.786	39.803	1:58.589		90.12	0.843	11:56:41.502
5 -	1:19.137	39.685	1:58.822		89.95	1.076	11:58:40.324
6 -	1:18.957	39.630	1:58.587	**(3)**	90.12	0.841	12:00:38.911
7 -	1:18.997	39.934	1:58.931		89.86	1.185	12:02:37.842
8 -	1:18.362	39.587	1:57.949	**(2)**	90.61	0.203	12:04:35.791
9 -	1:19.099	40.331	1:59.430		89.49	1.684	12:06:35.221

P4 1 U Tyler DONOVAN — Kawasaki ZX10R - TMT Racing

IDEAL LAP TIME : 1:58.412 BEST LAP TIME : 1:58.553 DIFFERENCE : 0.141

LAP	SECTOR 1	SECTOR 2	LAP TIME		MPH	DIFF	TIME OF DAY
1 -		39.885	2:04.942		85.54	6.389	11:50:47.471
2 -	1:19.524	39.892	1:59.416		89.50	0.863	11:52:46.887
3 -	***1:18.709***	40.102	1:58.811	**(3)**	89.95	0.258	11:54:45.698
4 -	1:18.961	40.195	1:59.156		89.69	0.603	11:56:44.854
5 -	1:19.248	39.803	1:59.051		89.77	0.498	11:58:43.905
6 -	1:19.158	39.850	1:59.008		89.80	0.455	12:00:42.913
7 -	1:18.850	***39.703***	***1:58.553***	**(1)**	***90.15***		***12:02:41.466***
8 -	1:19.230	39.771	1:59.001		89.81	0.448	12:04:40.467
9 -	1:18.776	39.845	1:58.621	**(2)**	90.10	0.068	12:06:39.088

BMCRC - MRO Championships - Rnd 8 @ Snetterton

Powerbikes inc Clubman 1000 & Retro 1000 | BMCRC Thunderbike Ultra & Extreme

RACE 5 - SECTOR ANALYSIS

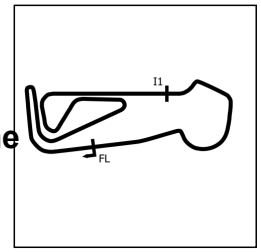

SECTOR 1 = FL to I1, SECTOR 2 = I1 to FL, DIFF = Difference To Personal Best Lap, P = Crossed Finish Line in Pit Lane, D = Time Disallowed

P5 12 Matt PALLETT — Triumph 765RS - LRB ELECTRICAL & BUILDING SOLUTIONS

IDEAL LAP TIME : 1:56.836 BEST LAP TIME : 1:56.968 DIFFERENCE : 0.132

LAP	SECTOR 1	SECTOR 2	LAP TIME		MPH	DIFF	TIME OF DAY
1 -		39.837	2:05.683		85.03	8.715	11:50:48.212
2 -	1:18.931	40.230	1:59.161		89.69	2.193	11:52:47.373
3 -	1:24.966	39.424	2:04.390		85.92	7.422	11:54:51.763
4 -	1:18.777	39.319	1:58.096		90.50	1.128	11:56:49.859
5 -	1:18.851	38.960	1:57.811	(2)	90.72	0.843	11:58:47.670
6 -	1:18.722	39.215	1:57.937	(3)	90.62	0.969	12:00:45.607
7 -	1:19.599	39.226	1:58.825		89.94	1.857	12:02:44.432
8 -	1:18.270	***38.698***	***1:56.968***	(1)	***91.37***		***12:04:41.400***
9 -	***1:18.138***	40.823	1:58.961		89.84	1.993	12:06:40.361

P6 55 C Kirt POWELL — Bmw S1000RR - Kirt powell plumbing and heating

IDEAL LAP TIME : 2:00.647 BEST LAP TIME : 2:00.789 DIFFERENCE : 0.142

LAP	SECTOR 1	SECTOR 2	LAP TIME		MPH	DIFF	TIME OF DAY
1 -		40.476	2:07.137		84.06	6.348	11:50:49.666
2 -	***1:20.538***	40.438	2:00.976		88.34	0.187	11:52:50.642
3 -	1:20.548	40.346	2:00.894	(3)	88.40	0.105	11:54:51.536
4 -	1:20.967	40.458	2:01.425		88.02	0.636	11:56:52.961
5 -	1:20.648	40.157	2:00.805	(2)	88.47	0.016	11:58:53.766
6 -	1:20.769	40.240	2:01.009		88.32	0.220	12:00:54.775
7 -	1:20.827	40.324	2:01.151		88.22	0.362	12:02:55.926
8 -	1:20.680	***40.109***	***2:00.789***	(1)	***88.48***		***12:04:56.715***
9 -	1:20.934	42.600	2:03.534		86.51	2.745	12:07:00.249

P7 85 RET Clinton WOOD (U) — Suzuki GSXR1000 - CLINTON WOOD

IDEAL LAP TIME : 2:01.059 BEST LAP TIME : 2:01.059 DIFFERENCE : 0.000

LAP	SECTOR 1	SECTOR 2	LAP TIME		MPH	DIFF	TIME OF DAY
1 -		40.733	2:07.955		83.52	6.896	11:50:50.484
2 -	***1:20.413***	***40.646***	***2:01.059***	(1)	***88.28***		***11:52:51.543***
3 -	1:21.009	40.704	2:01.713		87.81	0.654	11:54:53.256
4 -	1:20.835	40.984	2:01.819		87.73	0.760	11:56:55.075
5 -	1:20.689	40.845	2:01.534		87.94	0.475	11:58:56.609
6 -	1:20.808	40.821	2:01.629		87.87	0.570	12:00:58.238
7 -	1:20.823	40.651	2:01.474		87.98	0.415	12:02:59.712
8 -	1:20.817	40.656	2:01.473	(3)	87.98	0.414	12:05:01.185
9 -	1:20.529	40.904	2:01.433	(2)	88.01	0.374	12:07:02.618

P8 122 C Dale HILL — Yamaha R1 -

IDEAL LAP TIME : 2:01.211 BEST LAP TIME : 2:01.249 DIFFERENCE : 0.038

LAP	SECTOR 1	SECTOR 2	LAP TIME		MPH	DIFF	TIME OF DAY
1 -		40.601	2:08.282		83.31	7.033	11:50:50.811
2 -	1:20.717	***40.532***	***2:01.249***	(1)	***88.14***		***11:52:52.060***
3 -	1:20.722	40.859	2:01.581		87.90	0.332	11:54:53.641
4 -	***1:20.679***	40.822	2:01.501	(3)	87.96	0.252	11:56:55.142
5 -	1:20.843	40.852	2:01.695		87.82	0.446	11:58:56.837
6 -	1:20.740	41.438	2:02.178		87.47	0.929	12:00:59.015
7 -	1:21.687	40.752	2:02.439		87.29	1.190	12:03:01.454
8 -	1:20.753	40.602	2:01.355	(2)	88.07	0.106	12:05:02.809
9 -	1:22.188	40.877	2:03.065		86.84	1.816	12:07:05.874

BMCRC - MRO Championships - Rnd 8 @ Snetterton

Powerbikes inc Clubman 1000 & Retro 1000 | BMCRC Thunderbike Ultra & Extreme

RACE 5 - SECTOR ANALYSIS

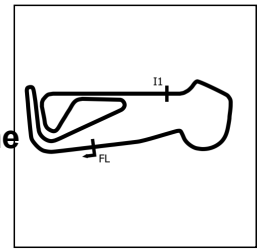

SECTOR 1 = FL to I1, SECTOR 2 = I1 to FL, DIFF = Difference To Personal Best Lap, P = Crossed Finish Line in Pit Lane, D = Time Disallowed

P9 16 C Ryan BULL

Honda CBR1000RR - CSS Scaffolding LTD

IDEAL LAP TIME : 2:00.633 BEST LAP TIME : 2:00.879 DIFFERENCE : 0.246

LAP	SECTOR 1	SECTOR 2	LAP TIME		MPH	DIFF	TIME OF DAY
1 -		41.861	2:10.185		82.09	9.306	11:50:52.714
2 -	1:21.776	41.137	2:02.913		86.95	2.034	11:52:55.627
3 -	1:21.311	41.188	2:02.499		87.25	1.620	11:54:58.126
4 -	1:20.890	41.197	2:02.087		87.54	1.208	11:57:00.213
5 -	1:20.968	41.091	2:02.059		87.56	1.180	11:59:02.272
6 -	1:20.945	40.943	2:01.888	(3)	87.68	1.009	12:01:04.160
7 -	1:21.326	***40.598***	2:01.924		87.66	1.045	12:03:06.084
8 -	1:20.152	40.727	***2:00.879***	(1)	***88.41***		***12:05:06.963***
9 -	***1:20.035***	41.189	2:01.224	(2)	88.16	0.345	12:07:08.187

P10 21 C Marc BETTS

Yamaha R1 - Alex James construction / ACRE

IDEAL LAP TIME : 2:00.682 BEST LAP TIME : 2:00.923 DIFFERENCE : 0.241

LAP	SECTOR 1	SECTOR 2	LAP TIME		MPH	DIFF	TIME OF DAY
1 -		41.860	2:10.365		81.98	9.442	11:50:52.894
2 -	1:21.854	41.070	2:02.924		86.94	2.001	11:52:55.818
3 -	1:21.364	41.167	2:02.531		87.22	1.608	11:54:58.349
4 -	1:21.015	41.103	2:02.118		87.52	1.195	11:57:00.467
5 -	1:20.910	41.253	2:02.163		87.49	1.240	11:59:02.630
6 -	1:20.866	40.926	2:01.792	(3)	87.75	0.869	12:01:04.422
7 -	1:20.701	***40.337***	2:01.038	(2)	88.30	0.115	12:03:05.460
8 -	***1:20.345***	40.578	***2:00.923***	(1)	***88.38***		***12:05:06.383***
9 -	1:20.656	41.492	2:02.148		87.50	1.225	12:07:08.531

P11 36 C Alan MORGAN

Suzuki GSXR 1000 - Little Duck Racing

IDEAL LAP TIME : 2:00.646 BEST LAP TIME : 2:01.200 DIFFERENCE : 0.554

LAP	SECTOR 1	SECTOR 2	LAP TIME		MPH	DIFF	TIME OF DAY
1 -		41.118	2:12.852		80.45	11.652	11:50:55.381
2 -	1:22.260	41.969	2:04.229		86.03	3.029	11:52:59.610
3 -	1:21.280	40.670	2:01.950		87.64	0.750	11:55:01.560
4 -	***1:20.688***	40.644	2:01.332	(3)	88.08	0.132	11:57:02.892
5 -	1:21.101	40.529	2:01.630		87.87	0.430	11:59:04.522
6 -	1:20.998	40.273	2:01.271	(2)	88.13	0.071	12:01:05.793
7 -	1:21.242	***39.958***	***2:01.200***	(1)	***88.18***		***12:03:06.993***
8 -	1:21.600	41.189	2:02.789		87.04	1.589	12:05:09.782
9 -	1:21.181	41.360	2:02.541		87.22	1.341	12:07:12.323

P12 64 Mario GIAMPAGLIA

BMW S1000RR - BES Electrical Ltd.

IDEAL LAP TIME : 2:01.294 BEST LAP TIME : 2:01.294 DIFFERENCE : 0.000

LAP	SECTOR 1	SECTOR 2	LAP TIME		MPH	DIFF	TIME OF DAY
1 -		41.964	2:14.714		79.33	13.420	11:50:57.243
2 -	1:21.618	40.806	2:02.424		87.30	1.130	11:52:59.667
3 -	1:21.933	41.058	2:02.991		86.90	1.697	11:55:02.658
4 -	1:21.066	40.633	2:01.699	(2)	87.82	0.405	11:57:04.357
5 -	1:21.227	40.607	2:01.834	(3)	87.72	0.540	11:59:06.191
6 -	***1:20.767***	***40.527***	***2:01.294***	(1)	***88.11***		***12:01:07.485***
7 -	1:20.999	41.165	2:02.164		87.48	0.870	12:03:09.649
8 -	1:20.772	41.178	2:01.950		87.64	0.656	12:05:11.599
9 -	1:21.719	41.159	2:02.878		86.98	1.584	12:07:14.477

Weather / Track : Bright / Dry

Snetterton 300: 2.9689 miles
Date: 06/09/2026 Start: 11:48 Finish: 12:06

BMCRC - MRO Championships - Rnd 8 @ Snetterton

Powerbikes inc Clubman 1000 & Retro 1000 | BMCRC Thunderbike Ultra & Extreme

RACE 5 - SECTOR ANALYSIS

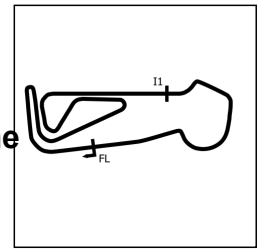

SECTOR 1 = FL to I1, SECTOR 2 = I1 to FL, DIFF = Difference To Personal Best Lap, P = Crossed Finish Line in Pit Lane, D = Time Disallowed

P13 81 C Dan HARTLE

Yamaha R1 2CR - #Teamrace

IDEAL LAP TIME : 2:01.508 BEST LAP TIME : 2:01.508 DIFFERENCE : 0.000

LAP	SECTOR 1	SECTOR 2	LAP TIME	MPH	DIFF	TIME OF DAY
1 -		42.024	2:15.321	78.98	13.813	11:50:57.850
2 -	1:22.470	41.588	2:04.058	86.15	2.550	11:53:01.908
3 -	1:22.002	41.082	2:03.084	86.83	1.576	11:55:04.992
4 -	1:21.971	41.249	2:03.220	86.73	1.712	11:57:08.212
5 -	1:21.101	41.205	2:02.306	87.38	0.798	11:59:10.518
6 -	1:20.980	40.904	2:01.884 (2)	87.69	0.376	12:01:12.402
7 -	1:21.212	41.152	2:02.364	87.34	0.856	12:03:14.766
8 -	***1:20.766***	***40.742***	***2:01.508 (1)***	***87.96***		***12:05:16.274***
9 -	1:20.876	41.065	2:01.941 (3)	87.64	0.433	12:07:18.215

P14 56 C Stuart PARKER

Suzuki GSXR750 Next Gen - MT Vehicle Solutions Ltd

IDEAL LAP TIME : 2:03.964 BEST LAP TIME : 2:04.177 DIFFERENCE : 0.213

LAP	SECTOR 1	SECTOR 2	LAP TIME	MPH	DIFF	TIME OF DAY
1 -		42.474	2:12.656	80.56	8.479	11:50:55.185
2 -	1:22.707	41.951	2:04.658	85.73	0.481	11:52:59.843
3 -	1:22.560	41.617	***2:04.177 (1)***	***86.07***		***11:55:04.020***
4 -	***1:22.439***	41.757	2:04.196 (2)	86.05	0.019	11:57:08.216
5 -	1:22.662	41.856	2:04.518	85.83	0.341	11:59:12.734
6 -	1:22.969	42.171	2:05.140	85.40	0.963	12:01:17.874
7 -	1:23.416	41.966	2:05.382	85.24	1.205	12:03:23.256
8 -	1:23.094	***41.525***	2:04.619	85.76	0.442	12:05:27.875
9 -	1:22.505	41.695	2:04.200 (3)	86.05	0.023	12:07:32.075

P15 69 E Tony RUSSO

Suzuki GSXR 750 - Wymark Lubricants

IDEAL LAP TIME : 2:03.601 BEST LAP TIME : 2:03.696 DIFFERENCE : 0.095

LAP	SECTOR 1	SECTOR 2	LAP TIME	MPH	DIFF	TIME OF DAY
1 -		42.339	2:13.341	80.15	9.645	11:50:55.870
2 -	1:23.213	42.026	2:05.239	85.34	1.543	11:53:01.109
3 -	***1:22.162***	41.534	***2:03.696 (1)***	***86.40***		***11:55:04.805***
4 -	1:23.201	***41.439***	2:04.640 (3)	85.75	0.944	11:57:09.445
5 -	1:22.212	41.799	2:04.011 (2)	86.18	0.315	11:59:13.456
6 -	1:23.083	42.103	2:05.186	85.37	1.490	12:01:18.642
7 -	1:23.365	41.916	2:05.281	85.31	1.585	12:03:23.923
8 -	1:23.892	41.456	2:05.348	85.26	1.652	12:05:29.271
9 -	1:24.198	43.808	2:08.006	83.49	4.310	12:07:37.277

P16 23 C Jason PAES

Aprilia RSV4 - J&R Electrical Ltd

IDEAL LAP TIME : 2:04.446 BEST LAP TIME : 2:04.591 DIFFERENCE : 0.145

LAP	SECTOR 1	SECTOR 2	LAP TIME	MPH	DIFF	TIME OF DAY
1 -		43.152	2:18.904	76.94	14.313	11:51:01.433
2 -	1:23.802	41.781	2:05.583	85.10	0.992	11:53:07.016
3 -	1:23.380	42.557	2:05.937	84.86	1.346	11:55:12.953
4 -	1:24.121	***41.644***	2:05.765	84.98	1.174	11:57:18.718
5 -	1:23.079	41.820	2:04.899 (2)	85.57	0.308	11:59:23.617
6 -	1:23.806	41.953	2:05.759	84.98	1.168	12:01:29.376
7 -	1:22.934	41.974	2:04.908 (3)	85.56	0.317	12:03:34.284
8 -	***1:22.802***	41.789	***2:04.591 (1)***	***85.78***		***12:05:38.875***
9 -	1:23.386	41.684	2:05.070	85.45	0.479	12:07:43.945

BMCRC - MRO Championships - Rnd 8 @ Snetterton

Powerbikes inc Clubman 1000 & Retro 1000 | BMCRC Thunderbike Ultra & Extreme

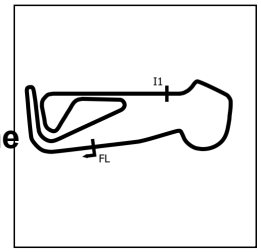

RACE 5 - SECTOR ANALYSIS

SECTOR 1 = FL to I1, SECTOR 2 = I1 to FL, DIFF = Difference To Personal Best Lap, P = Crossed Finish Line in Pit Lane, D = Time Disallowed

P17 63 RET Matt WREN (U)

- TBR Performance

IDEAL LAP TIME : 2:03.947 BEST LAP TIME : 2:04.333 DIFFERENCE : 0.386

LAP	SECTOR 1	SECTOR 2	LAP TIME	MPH	DIFF	TIME OF DAY
1 -		42.584	2:17.827	77.54	13.494	11:51:00.356
2 -	1:23.339	42.667	2:06.006	84.82	1.673	11:53:06.362
3 -	1:24.341	42.875	2:07.216	84.01	2.883	11:55:13.578
4 -	1:24.327	42.321	2:06.648	84.39	2.315	11:57:20.226
5 -	***1:22.417***	42.147	2:04.564 **(2)**	85.80	0.231	11:59:24.790
6 -	1:23.481	42.072	2:05.553	85.12	1.220	12:01:30.343
7 -	1:22.803	***41.530***	***2:04.333*** **(1)**	***85.96***		***12:03:34.676***
8 -	1:23.653	42.043	2:05.696	85.03	1.363	12:05:40.372
9 -	1:22.784	41.916	2:04.700 **(3)**	85.71	0.367	12:07:45.072

P18 48 E Shaun WALLIS

Suzuki GSXR 750 - MBC Despatch Racing

IDEAL LAP TIME : 2:04.641 BEST LAP TIME : 2:04.641 DIFFERENCE : 0.000

LAP	SECTOR 1	SECTOR 2	LAP TIME	MPH	DIFF	TIME OF DAY
1 -		43.512	2:16.252	78.44	11.611	11:50:58.781
2 -	1:24.154	42.970	2:07.124	84.07	2.483	11:53:05.905
3 -	1:23.889	42.718	2:06.607	84.41	1.966	11:55:12.512
4 -	1:25.325	43.244	2:08.569	83.13	3.928	11:57:21.081
5 -	1:23.451	42.141	2:05.592	85.10	0.951	11:59:26.673
6 -	1:22.966	42.470	2:05.436	85.20	0.795	12:01:32.109
7 -	1:22.721	42.132	2:04.853 **(3)**	85.60	0.212	12:03:36.962
8 -	1:22.700	42.140	2:04.840 **(2)**	85.61	0.199	12:05:41.802
9 -	***1:22.596***	***42.045***	***2:04.641*** **(1)**	***85.75***		***12:07:46.443***

P19 530 U Morgan CREASEY

Suzuki GSXR 750 - Green plant

IDEAL LAP TIME : 2:03.728 BEST LAP TIME : 2:04.004 DIFFERENCE : 0.276

LAP	SECTOR 1	SECTOR 2	LAP TIME	MPH	DIFF	TIME OF DAY
1 -		42.706	2:19.160	76.80	15.156	11:51:01.689
2 -	1:23.757	42.316	2:06.073	84.77	2.069	11:53:07.762
3 -	1:23.751	42.742	2:06.493	84.49	2.489	11:55:14.255
4 -	1:24.576	42.512	2:07.088	84.09	3.084	11:57:21.343
5 -	1:22.871	41.604	2:04.475 **(2)**	85.86	0.471	11:59:25.818
6 -	1:22.859	44.836	2:07.695	83.70	3.691	12:01:33.513
7 -	1:23.397	41.342	2:04.739	85.68	0.735	12:03:38.252
8 -	1:23.360	***41.218***	2:04.578 **(3)**	85.79	0.574	12:05:42.830
9 -	***1:22.510***	41.494	***2:04.004*** **(1)**	***86.19***		***12:07:46.834***

P20 41 E David ABRAHAM

Yamaha R1 - Cambridge Motorcycles

IDEAL LAP TIME : 2:05.511 BEST LAP TIME : 2:05.511 DIFFERENCE : 0.000

LAP	SECTOR 1	SECTOR 2	LAP TIME	MPH	DIFF	TIME OF DAY
1 -		42.588	2:16.808	78.12	11.297	11:50:59.337
2 -	1:23.733	43.103	2:06.836	84.26	1.325	11:53:06.173
3 -	1:23.922	42.802	2:06.724	84.34	1.213	11:55:12.897
4 -	1:25.136	43.259	2:08.395	83.24	2.884	11:57:21.292
5 -	1:23.861	42.088	2:05.949 **(3)**	84.86	0.438	11:59:27.241
6 -	1:23.768	43.541	2:07.309	83.95	1.798	12:01:34.550
7 -	***1:23.646***	***41.865***	***2:05.511*** **(1)**	***85.15***		***12:03:40.061***
8 -	1:23.893	42.024	2:05.917 **(2)**	84.88	0.406	12:05:45.978
9 -	1:24.294	42.688	2:06.982	84.17	1.471	12:07:52.960

BMCRC - MRO Championships - Rnd 8 @ Snetterton

Powerbikes inc Clubman 1000 & Retro 1000 | BMCRC Thunderbike Ultra & Extreme

RACE 5 - SECTOR ANALYSIS

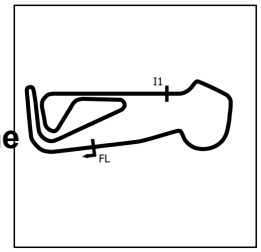

SECTOR 1 = FL to I1, SECTOR 2 = I1 to FL, DIFF = Difference To Personal Best Lap, P = Crossed Finish Line in Pit Lane, D = Time Disallowed

P21 14 C Alex YIANNI

BMW S1000 RR - Boakes Joinery/Almig Compressors/Airpack 2

IDEAL LAP TIME : 2:05.940 BEST LAP TIME : 2:05.940 DIFFERENCE : 0.000

LAP	SECTOR 1	SECTOR 2	LAP TIME	MPH	DIFF	TIME OF DAY
1 -		43.274	2:18.499	77.17	12.559	11:51:01.028
2 -	1:25.844	42.895	2:08.739	83.02	2.799	11:53:09.767
3 -	1:24.820	42.629	2:07.449	83.86	1.509	11:55:17.216
4 -	1:24.463	42.508	2:06.971	84.17	1.031	11:57:24.187
5 -	1:23.926	42.639	2:06.565 (3)	84.44	0.625	11:59:30.752
6 -	1:23.742	42.345	2:06.087 (2)	84.76	0.147	12:01:36.839
7 -	***1:23.644***	***42.296***	***2:05.940 (1)***	***84.86***		***12:03:42.779***
8 -	1:24.668	42.841	2:07.509	83.82	1.569	12:05:50.288
9 -	1:24.213	42.480	2:06.693	84.36	0.753	12:07:56.981

P22 50 RET Lee ELLIS

Honda CBR1000RR - ATP MOTORSPORT

IDEAL LAP TIME : 2:07.675 BEST LAP TIME : 2:07.927 DIFFERENCE : 0.252

LAP	SECTOR 1	SECTOR 2	LAP TIME	MPH	DIFF	TIME OF DAY
1 -		43.935	2:20.785	75.91	12.858	11:51:03.314
2 -	1:26.473	43.174	2:09.647	82.43	1.720	11:53:12.961
3 -	1:25.666	43.255	2:08.921 (3)	82.90	0.994	11:55:21.882
4 -	1:25.226	***43.165***	2:08.391 (2)	83.24	0.464	11:57:30.273
5 -	***1:24.510***	43.417	***2:07.927 (1)***	***83.54***		***11:59:38.200***
6 -	1:24.926	44.180	2:09.106	82.78	1.179	12:01:47.306
7 -	1:25.973	43.881	2:09.854	82.30	1.927	12:03:57.160
8 -	1:25.183	44.915	2:10.098	82.15	2.171	12:06:07.258
9 -	1:26.454	43.999	2:10.453	81.93	2.526	12:08:17.711

P23 813 C Angus BRACKEN

Kawasaki ZX10RR -

IDEAL LAP TIME : 2:02.794 BEST LAP TIME : 2:03.091 DIFFERENCE : 0.297

LAP	SECTOR 1	SECTOR 2	LAP TIME	MPH	DIFF	TIME OF DAY
1 -		42.308	2:14.812	79.28	11.721	11:50:57.341
2 -	1:22.615	42.035	2:04.650	85.74	1.559	11:53:01.991
3 -	1:22.829	41.353	2:04.182	86.06	1.091	11:55:06.173
4 -	1:22.420	41.423	2:03.843	86.30	0.752	11:57:10.016
5 -	***1:21.727***	41.364	***2:03.091 (1)***	***86.83***		***11:59:13.107***
6 -	1:22.241	***41.067***	2:03.308 (3)	86.67	0.217	12:01:16.415
7 -	1:21.803	41.318	2:03.121 (2)	86.80	0.030	12:03:19.536

P24 65 C Gareth FAITH

BMW S1000RR - Sitramoto

IDEAL LAP TIME : 2:06.727 BEST LAP TIME : 2:06.932 DIFFERENCE : 0.205

LAP	SECTOR 1	SECTOR 2	LAP TIME	MPH	DIFF	TIME OF DAY
1 -		43.782	2:20.755	75.93	13.823	11:51:03.284
2 -	1:25.475	42.795	2:08.270	83.32	1.338	11:53:11.554
3 -	1:26.279	42.654	2:08.933	82.89	2.001	11:55:20.487
4 -	1:25.378	42.498	2:07.876	83.58	0.944	11:57:28.363
5 -	1:25.086	***42.251***	2:07.337 (2)	83.93	0.405	11:59:35.700
6 -	***1:24.476***	42.456	***2:06.932 (1)***	***84.20***		***12:01:42.632***
7 -	1:24.883	42.461	2:07.344 (3)	83.93	0.412	12:03:49.976
8 -	1:26.957					

BMCRC - MRO Championships - Rnd 8 @ Snetterton

Powerbikes inc Clubman 1000 & Retro 1000 | BMCRC Thunderbike Ultra & Extreme

RACE 5 - BEST SECTORS

	SECTOR 1		SECTOR 2	
POS	NO	TIME	NO	TIME
1	**88**	**1:17.186**	**12**	**38.698**
2	**6**	**1:17.942**	**88**	**38.995**
3	**12**	**1:18.138**	**6**	**39.160**
4	**87**	**1:18.272**	**87**	**39.474**
5	**1**	**1:18.709**	**1**	**39.703**
6	**16**	**1:20.035**	**36**	**39.958**
7	**21**	**1:20.345**	**55**	**40.109**
8	**85**	**1:20.413**	**21**	**40.337**
9	**55**	**1:20.538**	**64**	**40.527**
10	**122**	**1:20.679**	**122**	**40.532**
11	**36**	**1:20.688**	**16**	**40.598**
12	**81**	**1:20.766**	**85**	**40.646**
13	**64**	**1:20.767**	**81**	**40.742**
14	**813**	**1:21.727**	**813**	**41.067**
15	**69**	**1:22.162**	**530**	**41.218**
16	**63**	**1:22.417**	**69**	**41.439**
17	**56**	**1:22.439**	**56**	**41.525**
18	**530**	**1:22.510**	**63**	**41.530**
19	**48**	**1:22.596**	**23**	**41.644**
20	**23**	**1:22.802**	**41**	**41.865**
21	**14**	**1:23.644**	**48**	**42.045**
22	**41**	**1:23.646**	**65**	**42.251**
23	**65**	**1:24.476**	**14**	**42.296**
24	**50**	**1:24.510**	**50**	**43.165**

IDEAL / BEST COMPARISON

POS	NO	NAME	IDEAL	BEST	DIFF
		PERFECT LAP	**1:55.884**		
1	**88**	HALLIDAY	1:56.181	1:56.477	**0.296**
2	**12**	PALLETT	1:56.836	1:56.968	**0.132**
3	**6**	MALLINDER	1:57.102	1:57.387	**0.285**
4	**87**	THOMPSON	1:57.746	1:57.746	**0.000**
5	**1**	DONOVAN	1:58.412	1:58.553	**0.141**
6	**16**	BULL	2:00.633	2:00.879	**0.246**
7	**36**	MORGAN	2:00.646	2:01.200	**0.554**
8	**55**	POWELL	2:00.647	2:00.789	**0.142**
9	**21**	BETTS	2:00.682	2:00.923	**0.241**
10	**85**	WOOD (U)	2:01.059	2:01.059	**0.000**
11	**122**	HILL	2:01.211	2:01.249	**0.038**
12	**64**	GIAMPAGLIA	2:01.294	2:01.294	**0.000**
13	**81**	HARTLE	2:01.508	2:01.508	**0.000**
14	**813**	BRACKEN	2:02.794	2:03.091	**0.297**
15	**69**	RUSSO	2:03.601	2:03.696	**0.095**
16	**530**	CREASEY	2:03.728	2:04.004	**0.276**
17	**63**	WREN (U)	2:03.947	2:04.333	**0.386**
18	**56**	PARKER	2:03.964	2:04.177	**0.213**
19	**23**	PAES	2:04.446	2:04.591	**0.145**
20	**48**	WALLIS	2:04.641	2:04.641	**0.000**
21	**41**	ABRAHAM	2:05.511	2:05.511	**0.000**
22	**14**	YIANNI	2:05.940	2:05.940	**0.000**
23	**65**	FAITH	2:06.727	2:06.932	**0.205**
24	**50**	ELLIS	2:07.675	2:07.927	**0.252**

Weather / Track : Bright / Dry

Snetterton 300: 2.9689 miles
Date: 06/09/2026 Start: 11:48 Finish: 12:06

Results can be found at www.tsl-timing.com

Printed - 12:09 Sunday, 06 September 2026

BMCRC - MRO Championships - Rnd 8 @ Snetterton

Powerbikes inc Clubman 1000 & Retro 1000 | BMCRC Thunderbike Ultra & Extreme

RACE 5 - STATISTICS

Competitors Started	24
Planned Start	2026-09-06 @ 10:55:00.000
Actual Start	2026-09-06 @ 11:48:42.528
Finish Time	2026-09-06 @ 12:06:22.213
Track Length	2.9689mi.
Total Laps	212
Total Distance Covered	629.4092mi.

Session Fastest Lap History

NO	CL	NAME	LAP TIME	TIME OF DAY	LAP	VEHICLE
6		**Brendan MALLINDER**	**1:57.516**	11:52:42.793	2	Honda FIREBLADE
88		**Scott HALLIDAY**	**1:57.043**	11:52:42.994	2	Honda CBRR 1000
88		**Scott HALLIDAY**	**1:56.477**	11:56:37.138	4	Honda CBRR 1000

Session Leader History

NO	CL	NAME	FROM LAP	LAPS LED	DISTANCE	VEHICLE
6		**Brendan MALLINDER**	1	2	5.93 miles	Honda FIREBLADE
88		**Scott HALLIDAY**	3	7	20.78 miles	Honda CBRR 1000

Flag History

TYPE	TIME OF DAY
GREEN	11:48:42.528
FINISH	12:06:22.213

Flag Statistics

TYPE	COUNT	TOTAL LAPS	TOTAL TIME
Green	1	9	19:42.584
Red	0	0	0.000
Safety Car	0	0	0.000
FCY	0	0	0.000

BMCRC - MRO Championships - Rnd 8 @ Snetterton

Powerbikes inc Clubman 1000 & Retro 1000 | BMCRC Thunderbike Ultra & Extreme

RACE 5 - STATISTICS

CLASS : 5 Starters

Fastest Lap History

NO	NAME	LAP TIME	TIME OF DAY	LAP	VEHICLE
6	**Brendan MALLINDER**	**1:57.516**	11:52:42.793	2	Honda FIREBLADE
88	**Scott HALLIDAY**	**1:57.043**	11:52:42.994	2	Honda CBRR 1000
88	**Scott HALLIDAY**	**1:56.477**	11:56:37.138	4	Honda CBRR 1000

Leader History

NO	NAME	FROM LAP	LAPS LED	DISTANCE	VEHICLE
6	**Brendan MALLINDER**	1	2	5.93 miles	Honda FIREBLADE
88	**Scott HALLIDAY**	3	7	20.78 miles	Honda CBRR 1000

BMCRC - MRO Championships - Rnd 8 @ Snetterton

Powerbikes inc Clubman 1000 & Retro 1000 | BMCRC Thunderbike Ultra & Extreme

RACE 5 - STATISTICS

CLASS : C

11 Starters

Fastest Lap History

NO	NAME	LAP TIME	TIME OF DAY	LAP	VEHICLE
55	**Kirt POWELL**	**2:00.976**	11:52:50.642	2	Bmw S1000RR
55	**Kirt POWELL**	**2:00.894**	11:54:51.536	3	Bmw S1000RR
55	**Kirt POWELL**	**2:00.805**	11:58:53.766	5	Bmw S1000RR
55	**Kirt POWELL**	**2:00.789**	12:04:56.715	8	Bmw S1000RR

Leader History

NO	NAME	FROM LAP	LAPS LED	DISTANCE	VEHICLE
55	**Kirt POWELL**	1	9	26.72 miles	Bmw S1000RR

BMCRC - MRO Championships - Rnd 8 @ Snetterton

Powerbikes inc Clubman 1000 & Retro 1000 | BMCRC Thunderbike Ultra & Extreme

RACE 5 - STATISTICS

CLASS : RET

3 Starters

Fastest Lap History

NO	NAME	LAP TIME	TIME OF DAY	LAP	VEHICLE
85	**Clinton WOOD (U)**	**2:01.059**	11:52:51.543	2	Suzuki GSXR1000

Leader History

NO	NAME	FROM LAP	LAPS LED	DISTANCE	VEHICLE
85	**Clinton WOOD (U)**	1	9	26.72 miles	Suzuki GSXR1000

Weather / Track : Bright / Dry

Snetterton 300: 2.9689 miles
Date: 06/09/2026 Start: 11:48 Finish: 12:06

BMCRC - MRO Championships - Rnd 8 @ Snetterton

Powerbikes inc Clubman 1000 & Retro 1000 | BMCRC Thunderbike Ultra & Extreme

RACE 5 - STATISTICS

CLASS : E

3 Starters

Fastest Lap History

NO	NAME	LAP TIME	TIME OF DAY	LAP	VEHICLE
69	**Tony RUSSO**	**2:05.239**	11:53:01.109	2	Suzuki GSXR 750
69	**Tony RUSSO**	**2:03.696**	11:55:04.805	3	Suzuki GSXR 750

Leader History

NO	NAME	FROM LAP	LAPS LED	DISTANCE	VEHICLE
69	**Tony RUSSO**	1	9	26.72 miles	Suzuki GSXR 750

BMCRC - MRO Championships - Rnd 8 @ Snetterton

Powerbikes inc Clubman 1000 & Retro 1000 | BMCRC Thunderbike Ultra & Extreme

RACE 5 - STATISTICS

CLASS : U

2 Starters

Fastest Lap History

NO	NAME	LAP TIME	TIME OF DAY	LAP	VEHICLE
1	**Tyler DONOVAN**	**1:59.416**	11:52:46.887	2	Kawasaki ZX10R
1	**Tyler DONOVAN**	**1:58.811**	11:54:45.698	3	Kawasaki ZX10R
1	**Tyler DONOVAN**	**1:58.553**	12:02:41.466	7	Kawasaki ZX10R

Leader History

NO	NAME	FROM LAP	LAPS LED	DISTANCE	VEHICLE
1	**Tyler DONOVAN**	1	9	26.72 miles	Kawasaki ZX10R





L&W CONTRACTORS BMCRC ROOKIE 600 | 2-T ENGINEERING BMCRC OPEN 500

BMCRC-MRO Championships – Round 8

Snetterton 300

5th / 6th September 2026

Timing & Results Provided by Timing Solutions Ltd

www.tsl-timing.com

Snetterton 300 Circuit

Norwich, Norfolk, UK

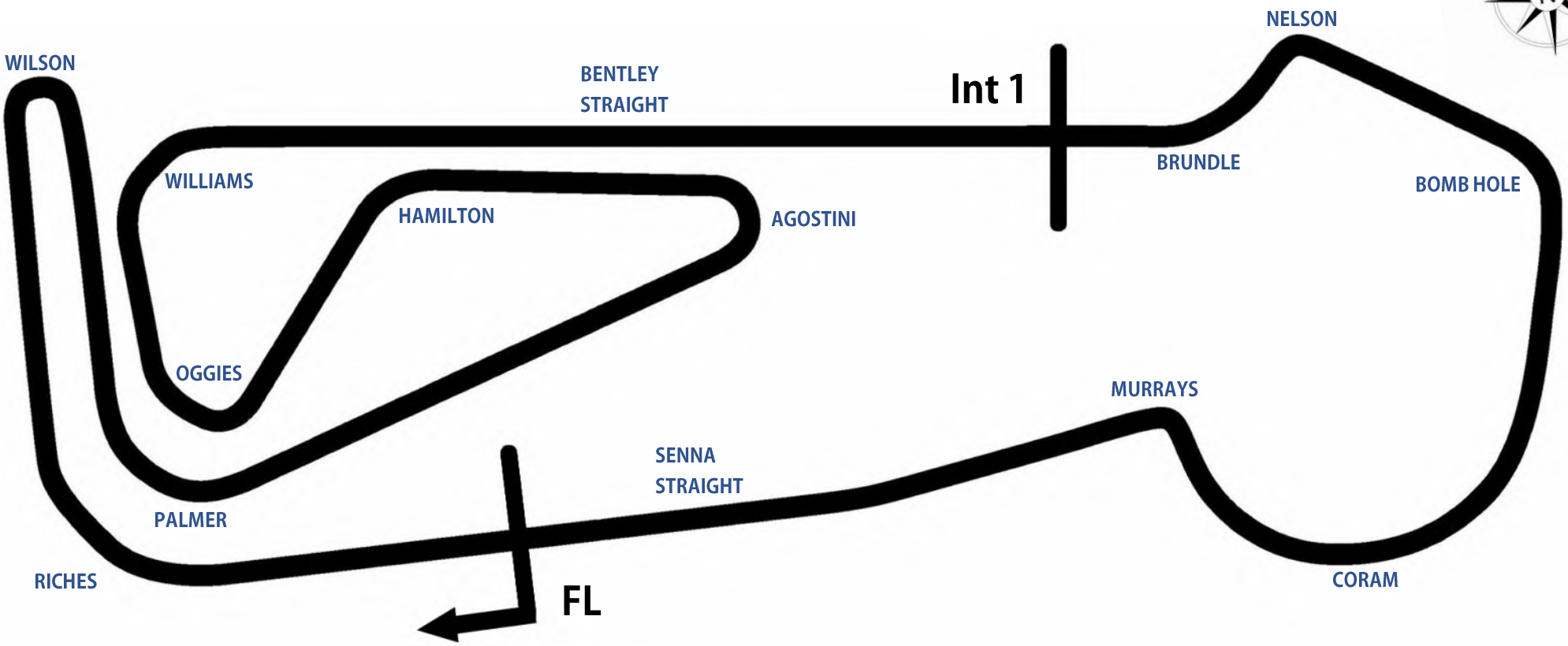

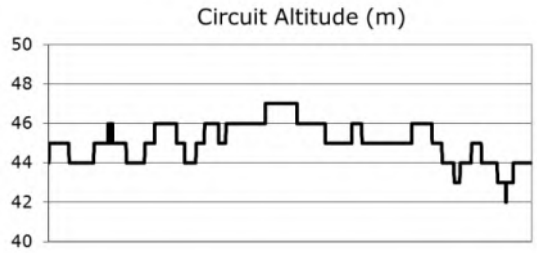

Length	2.9689 miles | 4.778 km | 4778.0 m		
FL		52.46340 N	0.94476 E
Int 1	3198m	52.46617 N	0.94964 E
Pit Entry	4572m	52.46364 N	0.94774 E
Pit Exit	40m after FL	52.46338 N	0.94420 E
Pit Entry - Pit Exit	246m, 17.7S @ 50kph, 14.7s @ 60kph		

Results & Live Timing available at – www.tsl-timing.com

Updated - 14/03/2024 14:52

BMCRC - MRO Championships - Rnd 8 @ Snetterton

Open 500 & Rookie 600

QUALIFYING - CLASSIFICATION

POS	NO	CL	PIC	NAME	ENTRY	TIME	ON	LAPS	GAP	DIFF	MPH
1	282	R600	1	Chad SHINER	Yamaha R6 - Privateer	2:01.188	5	5			88.19
2	17	R600	2	Andrew MORRIS	Honda CBR600RR - House to Home	2:02.651	5	5	1.463	1.463	87.14
3	611	R600	3	Lewis COOPER	Yamaha R6 -	2:03.148	2	2	1.960	0.497	86.79
4	83	4	1	Arnie CARR	Kawasaki ZX4RR - Dad	2:03.834	5	5	2.646	0.686	86.30
5	207	R600	4	Simon GRUBER	Yamaha R6 - Mono Motorcycles	2:03.861	5	5	2.673	0.027	86.29
6	65	R600	5	Albert HALL	Yamaha YZF-R6 -	2:04.040	5	5	2.852	0.179	86.16
7	64	R600	6	Tommy HEMPHILL	Yamaha R6 - GLE (GandL Environmental)	2:04.473	5	5	3.285	0.433	85.86
8	91	R600	7	Jason CHERRY	Kawasaki ZX6R -	2:06.768	5	5	5.580	2.295	84.31
9	808	R600	8	Steven BICKERTON	Yamaha R6 -	2:07.106	3	4	5.918	0.338	84.08
10	85	R600	9	Daniel HINDS	Suzuki GSXR -	2:07.265	4	4	6.077	0.159	83.98
11	16	4	2	Lucas KING	Kawasaki ZX4RR - NW racing/ cable house	2:08.028	5	5	6.840	0.763	83.48
12	36	N	1	Scott ELLIOTT	Triumph STREET TRIPLE - Cine fire tech / sprockets ra	2:08.829	5	5	7.641	0.801	82.96
13	1	2	1	Haydon SMITH	Yamaha TZ 250 3YL - HI-Precision Engineering Ltd	2:09.331	5	5	8.143	0.502	82.64
14	115	4	3	Jake DONKERSLEY	Kawasaki ZX4RR -	2:09.349	2	3	8.161	0.018	82.62
15	40	4	4	Archie ORMROD	Kawasaki ZX4RR - Prestige Flooring	2:09.568	2	5	8.380	0.219	82.49
16	187	R600	10	Gavin WHITING	Yamaha R6 - WHITING PLUMBING & HEATING	2:10.550	4	5	9.362	0.982	81.86
17	62	R600	11	James HARGREAVES	Yamaha YZF-R6 -	2:11.163	5	5	9.975	0.613	81.48
18	28	R600	12	Daniel BIGGS	Yamaha R6 - Ride Europe	2:11.439	2	5	10.251	0.276	81.31
19	103	R600	13	Tony FOUNTAIN	Yamaha R6 -	2:13.303	3	3	12.115	1.864	80.17
20	27	2	2	Richard HAYWARD	Yamaha TZR - BC vehicle repairs/ Merlin Pipes	2:15.345	5	5	14.157	2.042	78.96
21	75	4	5	Peter WOODALL	Honda CB500 - RevdCoin	2:15.566	4	4	14.378	0.221	78.84
22	75	R600	14	Martin MAAG	Honda CBR 600RR - Kitchen Design Hub	2:17.454	2	4	16.266	1.888	77.75
23	22	2	3	Rik BALLERINI	Yamaha TZR 250 - SCLS LTD, CAMBRIDGE MC, GEC	2:18.127	2	2	16.939	0.673	77.37
24	42	R600	15	James HEMPHILL	Yamaha R6 -	2:18.599	4	5	17.411	0.472	77.11
25	11	2	4	Phil GUILLOU	Yamaha TZ250 -	2:18.790	4	4	17.602	0.191	77.00
26	113	4	6	Annabelle McCARTHY	Kawasaki NINJA 400 -	2:19.434	4	5	18.246	0.644	76.65
27	41	4	7	Euan BAINBOROUGH	Kawasaki NINJA 400 -	2:19.583	4	5	18.395	0.149	76.57
28	20	R600	16	Louis AITKEN	Yamaha R6 -	2:19.765	5	5	18.577	0.182	76.47
29	67	4	8	Simon HARVEY	Kawasaki ZX4RR - HCL Car Sales - Dymag	2:19.815	4	4	18.627	0.050	76.44
30	125	4	9	Isabelle WINGATE	Kawasaki NINJA 400 - NPS, Tripz.uk, PermaGroup, AF	2:20.051	4	5	18.863	0.236	76.31
31	82	4	10	Jack WOLFF	Honda CB500 -	2:21.008	4	5	19.820	0.957	75.79
32	88	2	5	George PRINOS	Yamaha TZ250 - KAPPA PLANNING LTD	2:21.651	3	5	20.463	0.643	75.45
33	675	R600	17	David MARCH	Triumph 675 - DnDHomeSolutions Racing	2:22.073	4	4	20.885	0.422	75.22
34	577	4	11	Richard BUCKHAM	Kawasaki 400 ZXRR -	2:22.435	3	4	21.247	0.362	75.03
35	390	4	12	Robert EILBECK	KTM RC 390 -	2:25.584	4	4	24.396	3.149	73.41
36	101	4	13	Augustas GUJIS	Yamaha R3 - Auto gold repairs Ltd, SCmoto	2:27.130	4	4	25.942	1.546	72.64
37	2	2	6	Paul TOLAND	Yamaha TZR350 - Kippers keys	2:30.295	1	1	29.107	3.165	71.11
38	10	2	7	Hugh BRIGHTON	Yamaha TZR 250 2MA -	2:30.998	2	4	29.810	0.703	70.78

Weather / Track : Bright / Dry

These results are provisional until the conclusion of any judicial and technical matters.

Date: 05/09/2026 Start: 10:13 Finish: 10:23

Snetterton 300: 2.9689 miles

Clerk Of Course: Den Grant / Caroline Patterson	Timekeeper: Richard Evans	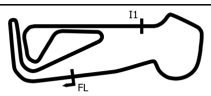

Results can be found at www.tsl-timing.com

Printed - 10:27 Saturday, 05 September 2026

BMCRC - MRO Championships - Rnd 8 @ Snetterton

Open 500 & Rookie 600

QUALIFYING - SECTOR ANALYSIS

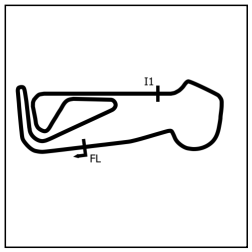

SECTOR 1 = FL to I1, SECTOR 2 = I1 to FL, DIFF = Difference To Personal Best Lap, P = Crossed Finish Line in Pit Lane, D = Time Disallowed

P1 282 R600 Chad SHINER — Yamaha R6 - Privateer

IDEAL LAP TIME : 2:01.188 BEST LAP TIME : 2:01.188 DIFFERENCE : 0.000

LAP	SECTOR 1	SECTOR 2	LAP TIME		MPH	DIFF	TIME OF DAY
1 -	1:30.609	41.544	2:12.153		80.87	10.965	10:15:34.279
2 -	1:24.915	43.111	2:08.026		83.48	6.838	10:17:42.305
3 -	1:22.521	41.210	2:03.731	(3)	86.38	2.543	10:19:46.036
4 -	1:22.093	41.020	2:03.113	(2)	86.81	1.925	10:21:49.149
5 -	***1:20.821***	***40.367***	***2:01.188***	**(1)**	***88.19***		***10:23:50.337***

P2 17 R600 Andrew MORRIS — Honda CBR600RR - House to Home

IDEAL LAP TIME : 2:02.651 BEST LAP TIME : 2:02.651 DIFFERENCE : 0.000

LAP	SECTOR 1	SECTOR 2	LAP TIME		MPH	DIFF	TIME OF DAY
1 -	1:32.636	42.779	2:15.415		78.92	12.764	10:15:41.590
2 -	1:24.204	41.680	2:05.884	(3)	84.90	3.233	10:17:47.474
3 -	1:25.414	42.562	2:07.976		83.51	5.325	10:19:55.450
4 -	1:22.095	41.759	2:03.854	(2)	86.29	1.203	10:21:59.304
5 -	***1:21.839***	***40.812***	***2:02.651***	**(1)**	***87.14***		***10:24:01.955***

P3 611 R600 Lewis COOPER — Yamaha R6 -

IDEAL LAP TIME : 2:02.515 BEST LAP TIME : 2:03.148 DIFFERENCE : 0.633

LAP	SECTOR 1	SECTOR 2	LAP TIME		MPH	DIFF	TIME OF DAY
1 -	1:27.817	42.062	2:09.879	(2)	82.29	6.731	10:15:25.898
2 -	1:22.078	***41.070***	***2:03.148***	**(1)**	***86.79***		***10:17:29.046***
3 -	***1:21.445***						

P4 83 4 Arnie CARR — Kawasaki ZX4RR - Dad

IDEAL LAP TIME : 2:03.834 BEST LAP TIME : 2:03.834 DIFFERENCE : 0.000

LAP	SECTOR 1	SECTOR 2	LAP TIME		MPH	DIFF	TIME OF DAY
1 -	1:28.588	42.494	2:11.082		81.53	7.248	10:15:28.912
2 -	1:24.755	42.379	2:07.134		84.06	3.300	10:17:36.046
3 -	1:23.537	42.689	2:06.226	(3)	84.67	2.392	10:19:42.272
4 -	1:23.492	41.827	2:05.319	(2)	85.28	1.485	10:21:47.591
5 -	***1:22.715***	***41.119***	***2:03.834***	**(1)**	***86.30***		***10:23:51.425***

P5 207 R600 Simon GRUBER — Yamaha R6 - Mono Motorcycles

IDEAL LAP TIME : 2:03.396 BEST LAP TIME : 2:03.861 DIFFERENCE : 0.465

LAP	SECTOR 1	SECTOR 2	LAP TIME		MPH	DIFF	TIME OF DAY
1 -	1:31.695	43.556	2:15.251		79.02	11.390	10:15:41.047
2 -	1:23.443	42.616	2:06.059	(3)	84.78	2.198	10:17:47.106
3 -	1:24.459	41.606	2:06.065		84.78	2.204	10:19:53.171
4 -	1:22.547	***41.505***	2:04.052	(2)	86.15	0.191	10:21:57.223
5 -	***1:21.891***	41.970	***2:03.861***	**(1)**	***86.29***		***10:24:01.084***

P6 65 R600 Albert HALL — Yamaha YZF-R6 -

IDEAL LAP TIME : 2:03.877 BEST LAP TIME : 2:04.040 DIFFERENCE : 0.163

LAP	SECTOR 1	SECTOR 2	LAP TIME		MPH	DIFF	TIME OF DAY
1 -	1:31.576	43.320	2:14.896		79.23	10.856	10:15:38.046
2 -	1:23.509	42.204	2:05.713	(3)	85.01	1.673	10:17:43.759
3 -	1:22.607	***41.684***	2:04.291	(2)	85.99	0.251	10:19:48.050
4 -	1:44.913	44.555	2:29.468		71.50	25.428	10:22:17.518
5 -	***1:22.193***	41.847	***2:04.040***	**(1)**	***86.16***		***10:24:21.558***

Weather / Track : Bright / Dry

Snetterton 300: 2.9689 miles
Date: 05/09/2026 Start: 10:13 Finish: 10:23

BMCRC - MRO Championships - Rnd 8 @ Snetterton

Open 500 & Rookie 600

QUALIFYING - SECTOR ANALYSIS

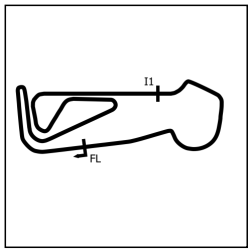

SECTOR 1 = FL to I1, SECTOR 2 = I1 to FL, DIFF = Difference To Personal Best Lap, P = Crossed Finish Line in Pit Lane, D = Time Disallowed

P7 64 R600 Tommy HEMPHILL

Yamaha R6 - GLE (GandL Environmental)

IDEAL LAP TIME : 2:04.473 BEST LAP TIME : 2:04.473 DIFFERENCE : 0.000

LAP	SECTOR 1	SECTOR 2	LAP TIME		MPH	DIFF	TIME OF DAY
1 -	1:30.351	43.454	2:13.805		79.87	9.332	10:15:33.835
2 -	1:25.677	44.147	2:09.824		82.32	5.351	10:17:43.659
3 -	1:25.598	43.435	2:09.033	(3)	82.83	4.560	10:19:52.692
4 -	1:24.485	42.011	2:06.496	(2)	84.49	2.023	10:21:59.188
5 -	***1:22.577***	***41.896***	***2:04.473***	***(1)***	***85.86***		***10:24:03.661***

P8 91 R600 Jason CHERRY

Kawasaki ZX6R -

IDEAL LAP TIME : 2:06.768 BEST LAP TIME : 2:06.768 DIFFERENCE : 0.000

LAP	SECTOR 1	SECTOR 2	LAP TIME		MPH	DIFF	TIME OF DAY
1 -	1:33.199	43.282	2:16.481		78.31	9.713	10:15:37.812
2 -	1:25.673	43.306	2:08.979	(3)	82.86	2.211	10:17:46.791
3 -	1:25.854	43.483	2:09.337		82.63	2.569	10:19:56.128
4 -	1:25.216	42.834	2:08.050	(2)	83.46	1.282	10:22:04.178
5 -	***1:23.976***	***42.792***	***2:06.768***	***(1)***	***84.31***		***10:24:10.946***

P9 808 R600 Steven BICKERTON

Yamaha R6 -

IDEAL LAP TIME : 2:06.654 BEST LAP TIME : 2:07.106 DIFFERENCE : 0.452

LAP	SECTOR 1	SECTOR 2	LAP TIME		MPH	DIFF	TIME OF DAY
1 -	1:28.812	43.570	2:12.382		80.73	5.276	10:15:27.298
2 -	1:24.977	43.266	2:08.243	(3)	83.34	1.137	10:17:35.541
3 -	1:24.369	***42.737***	***2:07.106***	***(1)***	***84.08***		***10:19:42.647***
4 -	1:25.111	43.056	2:08.167	(2)	83.39	1.061	10:21:50.814
5 -	***1:23.917***						

P10 85 R600 Daniel HINDS

Suzuki GSXR -

IDEAL LAP TIME : 2:07.265 BEST LAP TIME : 2:07.265 DIFFERENCE : 0.000

LAP	SECTOR 1	SECTOR 2	LAP TIME		MPH	DIFF	TIME OF DAY
1 -	1:41.058	53.132	2:34.190		69.31	26.925	10:16:14.037
2 -	1:27.786	43.840	2:11.626	(3)	81.20	4.361	10:18:25.663
3 -	1:24.923	45.383	2:10.306	(2)	82.02	3.041	10:20:35.969
4 -	***1:24.084***	***43.181***	***2:07.265***	***(1)***	***83.98***		***10:22:43.234***
5 -	1:28.415						

P11 16 4 Lucas KING

Kawasaki ZX4RR - NW racing/ cable house

IDEAL LAP TIME : 2:07.558 BEST LAP TIME : 2:08.028 DIFFERENCE : 0.470

LAP	SECTOR 1	SECTOR 2	LAP TIME		MPH	DIFF	TIME OF DAY
1 -	1:29.364	43.406	2:12.770		80.50	4.742	10:15:31.845
2 -	1:25.796	44.261	2:10.057		82.17	2.029	10:17:41.902
3 -	1:25.505	42.597	2:08.102	(2)	83.43	0.074	10:19:50.004
4 -	1:26.052	***42.463***	2:08.515	(3)	83.16	0.487	10:21:58.519
5 -	***1:25.095***	42.933	***2:08.028***	***(1)***	***83.48***		***10:24:06.547***

P12 36 N Scott ELLIOTT

Triumph STREET TRIPLE - Cine fire tech / sprockets racing

IDEAL LAP TIME : 2:08.829 BEST LAP TIME : 2:08.829 DIFFERENCE : 0.000

LAP	SECTOR 1	SECTOR 2	LAP TIME		MPH	DIFF	TIME OF DAY
1 -	1:31.878	44.466	2:16.344		78.39	7.515	10:15:41.248
2 -	1:29.278	44.229	2:13.507		80.05	4.678	10:17:54.755
3 -	1:28.245	44.196	2:12.441	(3)	80.70	3.612	10:20:07.196
4 -	1:25.899	44.160	2:10.059	(2)	82.17	1.230	10:22:17.255
5 -	***1:25.773***	***43.056***	***2:08.829***	***(1)***	***82.96***		***10:24:26.084***

BMCRC - MRO Championships - Rnd 8 @ Snetterton

Open 500 & Rookie 600

QUALIFYING - SECTOR ANALYSIS

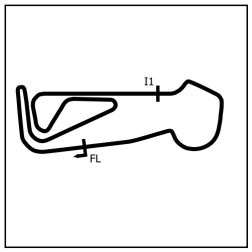

SECTOR 1 = FL to I1, SECTOR 2 = I1 to FL, DIFF = Difference To Personal Best Lap, P = Crossed Finish Line in Pit Lane, D = Time Disallowed

P13 1 2 Haydon SMITH

Yamaha TZ 250 3YL - HI-Precision Engineering Ltd

IDEAL LAP TIME : 2:09.331 BEST LAP TIME : 2:09.331 DIFFERENCE : 0.000

LAP	SECTOR 1	SECTOR 2	LAP TIME	MPH	DIFF	TIME OF DAY
1 -	1:30.041	44.556	2:14.597 **(3)**	79.40	5.266	10:15:34.242
2 -	1:27.258	44.122	2:11.380 **(2)**	81.35	2.049	10:17:45.622
3 -	1:27.280	IN PIT	2:26.733 **P**	72.84	17.402	10:20:12.355
4 -	OUTLAP	43.359	2:14.604	79.40	5.273	10:22:26.959
5 -	***1:26.110***	***43.221***	***2:09.331 (1)***	***82.64***		***10:24:36.290***

P14 115 4 Jake DONKERSLEY

Kawasaki ZX4RR -

IDEAL LAP TIME : 2:09.337 BEST LAP TIME : 2:09.349 DIFFERENCE : 0.012

LAP	SECTOR 1	SECTOR 2	LAP TIME	MPH	DIFF	TIME OF DAY
1 -	1:34.243	44.014	2:18.257 **(3)**	77.30	8.908	10:15:40.016
2 -	1:26.255	***43.094***	***2:09.349 (1)***	***82.62***		***10:17:49.365***
3 -	1:28.341	43.375	2:11.716 **(2)**	81.14	2.367	10:20:01.081
4 -	***1:26.243***					

P15 40 4 Archie ORMROD

Kawasaki ZX4RR - Prestige Flooring

IDEAL LAP TIME : 2:09.123 BEST LAP TIME : 2:09.568 DIFFERENCE : 0.445

LAP	SECTOR 1	SECTOR 2	LAP TIME	MPH	DIFF	TIME OF DAY
1 -	1:28.016	***42.969***	2:10.985	81.59	1.417	10:15:29.405
2 -	***1:26.154***	43.414	***2:09.568 (1)***	***82.49***		***10:17:38.973***
3 -	1:26.478	43.560	2:10.038 **(2)**	82.19	0.470	10:19:49.011
4 -	1:27.038	43.133	2:10.171 **(3)**	82.10	0.603	10:21:59.182
5 -	1:26.861	43.773	2:10.634	81.81	1.066	10:24:09.816

P16 187 R600 Gavin WHITING

Yamaha R6 - WHITING PLUMBING & HEATING

IDEAL LAP TIME : 2:10.176 BEST LAP TIME : 2:10.550 DIFFERENCE : 0.374

LAP	SECTOR 1	SECTOR 2	LAP TIME	MPH	DIFF	TIME OF DAY
1 -	1:40.105	46.655	2:26.760	72.82	16.210	10:15:49.831
2 -	1:28.421	44.623	2:13.044	80.33	2.494	10:18:02.875
3 -	***1:26.516***	44.154	2:10.670 **(2)**	81.79	0.120	10:20:13.545
4 -	1:26.890	***43.660***	***2:10.550 (1)***	***81.86***		***10:22:24.095***
5 -	1:28.726	44.311	2:13.037 **(3)**	80.33	2.487	10:24:37.132

P17 62 R600 James HARGREAVES

Yamaha YZF-R6 -

IDEAL LAP TIME : 2:11.163 BEST LAP TIME : 2:11.163 DIFFERENCE : 0.000

LAP	SECTOR 1	SECTOR 2	LAP TIME	MPH	DIFF	TIME OF DAY
1 -	1:38.484	44.832	2:23.316	74.57	12.153	10:15:43.897
2 -	1:29.182	44.053	2:13.235 **(3)**	80.21	2.072	10:17:57.132
3 -	1:29.703	44.664	2:14.367	79.54	3.204	10:20:11.499
4 -	1:28.133	44.049	2:12.182 **(2)**	80.85	1.019	10:22:23.681
5 -	***1:27.382***	***43.781***	***2:11.163 (1)***	***81.48***		***10:24:34.844***

P18 28 R600 Daniel BIGGS

Yamaha R6 - Ride Europe

IDEAL LAP TIME : 2:10.853 BEST LAP TIME : 2:11.439 DIFFERENCE : 0.586

LAP	SECTOR 1	SECTOR 2	LAP TIME	MPH	DIFF	TIME OF DAY
1 -	1:34.259	44.981	2:19.240	76.76	7.801	10:16:25.106
2 -	1:27.905	***43.534***	***2:11.439 (1)***	***81.31***		***10:18:36.545***
3 -	1:31.688	44.513	2:16.201	78.47	4.762	10:20:52.746
4 -	1:28.858	45.005	2:13.863 **(3)**	79.84	2.424	10:23:06.609
5 -	***1:27.319***	44.858	2:12.177 **(2)**	80.86	0.738	10:25:18.786

BMCRC - MRO Championships - Rnd 8 @ Snetterton

Open 500 & Rookie 600

QUALIFYING - SECTOR ANALYSIS

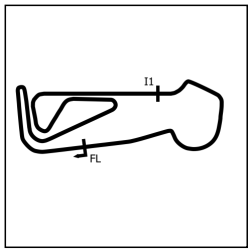

SECTOR 1 = FL to I1, SECTOR 2 = I1 to FL, DIFF = Difference To Personal Best Lap, P = Crossed Finish Line in Pit Lane, D = Time Disallowed

P19 103 R600 Tony FOUNTAIN — Yamaha R6 -

IDEAL LAP TIME : 2:13.303 BEST LAP TIME : 2:13.303 DIFFERENCE : 0.000

LAP	SECTOR 1	SECTOR 2	LAP TIME		MPH	DIFF	TIME OF DAY
1 -	OUTLAP	46.674	2:25.381		73.51	12.078	10:20:04.555
2 -	1:30.673	45.375	2:16.048	(2)	78.56	2.745	10:22:20.603
3 -	***1:28.868***	***44.435***	***2:13.303***	**(1)**	***80.17***		***10:24:33.906***

P20 27 2 Richard HAYWARD — Yamaha TZR - BC vehicle repairs/ Merlin Pipes

IDEAL LAP TIME : 2:14.508 BEST LAP TIME : 2:15.345 DIFFERENCE : 0.837

LAP	SECTOR 1	SECTOR 2	LAP TIME		MPH	DIFF	TIME OF DAY
1 -	1:40.869	47.056	2:27.925		72.25	12.580	10:15:59.651
2 -	1:33.596	46.112	2:19.708		76.50	4.363	10:18:19.359
3 -	1:30.918	46.315	2:17.233	(3)	77.88	1.888	10:20:36.592
4 -	***1:29.647***	46.828	2:16.475	(2)	78.31	1.130	10:22:53.067
5 -	1:30.484	***44.861***	***2:15.345***	**(1)**	***78.96***		***10:25:08.412***

P21 75 4 Peter WOODALL — Honda CB500 - RevdCoin

IDEAL LAP TIME : 2:15.566 BEST LAP TIME : 2:15.566 DIFFERENCE : 0.000

LAP	SECTOR 1	SECTOR 2	LAP TIME		MPH	DIFF	TIME OF DAY
1 -	2:27.248	46.485	3:13.733		55.16	58.167	10:17:00.072
2 -	1:31.658	45.827	2:17.485	(3)	77.73	1.919	10:19:17.557
3 -	1:31.093	45.351	2:16.444	(2)	78.33	0.878	10:21:34.001
4 -	***1:30.774***	***44.792***	***2:15.566***	**(1)**	***78.84***		***10:23:49.567***

P22 75 R600 Martin MAAG — Honda CBR 600RR - Kitchen Design Hub

IDEAL LAP TIME : 2:15.463 BEST LAP TIME : 2:17.454 DIFFERENCE : 1.991

LAP	SECTOR 1	SECTOR 2	LAP TIME		MPH	DIFF	TIME OF DAY
1 -	1:32.424	46.497	2:18.921	(3)	76.93	1.467	10:16:13.908
2 -	1:30.537	46.917	***2:17.454***	**(1)**	***77.75***		***10:18:31.362***
3 -	***1:29.342***	49.545	2:18.887	(2)	76.95	1.433	10:20:50.249
4 -	1:33.464	***46.121***	2:19.585		76.57	2.131	10:23:09.834

P23 22 2 Rik BALLERINI — Yamaha TZR 250 - SCLS LTD, CAMBRIDGE MC, GECKO RAC

IDEAL LAP TIME : 2:18.127 BEST LAP TIME : 2:18.127 DIFFERENCE : 0.000

LAP	SECTOR 1	SECTOR 2	LAP TIME		MPH	DIFF	TIME OF DAY
1 -	OUTLAP	46.736	2:26.533		72.93	8.406	10:21:29.965
2 -	***1:32.500***	***45.627***	***2:18.127***	**(1)**	***77.37***		***10:23:48.092***

P24 42 R600 James HEMPHILL — Yamaha R6 -

IDEAL LAP TIME : 2:18.599 BEST LAP TIME : 2:18.599 DIFFERENCE : 0.000

LAP	SECTOR 1	SECTOR 2	LAP TIME		MPH	DIFF	TIME OF DAY
1 -	1:37.878	46.852	2:24.730		73.84	6.131	10:15:52.011
2 -	1:34.125	46.792	2:20.917		75.84	2.318	10:18:12.928
3 -	1:32.330	47.630	2:19.960	(3)	76.36	1.361	10:20:32.888
4 -	***1:32.057***	***46.542***	***2:18.599***	**(1)**	***77.11***		***10:22:51.487***
5 -	1:32.945	46.774	2:19.719	(2)	76.49	1.120	10:25:11.206

P25 11 2 Phil GUILLOU — Yamaha TZ250 -

IDEAL LAP TIME : 2:18.790 BEST LAP TIME : 2:18.790 DIFFERENCE : 0.000

LAP	SECTOR 1	SECTOR 2	LAP TIME		MPH	DIFF	TIME OF DAY
1 -	OUTLAP	49.322	2:30.852		70.85	12.062	10:16:27.787
2 -	1:34.314	46.900	2:21.214	(3)	75.68	2.424	10:18:49.001
3 -	1:33.020	46.518	2:19.538	(2)	76.59	0.748	10:21:08.539
4 -	***1:32.359***	***46.431***	***2:18.790***	**(1)**	***77.00***		***10:23:27.329***

BMCRC - MRO Championships - Rnd 8 @ Snetterton

Open 500 & Rookie 600

QUALIFYING - SECTOR ANALYSIS

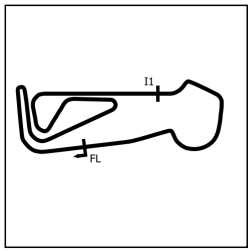

SECTOR 1 = FL to I1, SECTOR 2 = I1 to FL, DIFF = Difference To Personal Best Lap, P = Crossed Finish Line in Pit Lane, D = Time Disallowed

P26 113 4 Annabelle McCARTHY Kawasaki NINJA 400 -

IDEAL LAP TIME : 2:19.434 BEST LAP TIME : 2:19.434 DIFFERENCE : 0.000

LAP	SECTOR 1	SECTOR 2	LAP TIME	MPH	DIFF	TIME OF DAY
1 -	1:40.578	48.622	2:29.200	71.63	9.766	10:15:54.300
2 -	1:34.264	47.042	2:21.306 **(3)**	75.63	1.872	10:18:15.606
3 -	1:35.106	49.393	2:24.499	73.96	5.065	10:20:40.105
4 -	***1:33.312***	***46.122***	***2:19.434*** **(1)**	***76.65***		***10:22:59.539***
5 -	1:33.955	46.996	2:20.951 **(2)**	75.82	1.517	10:25:20.490

P27 41 4 Euan BAINBOROUGH Kawasaki NINJA 400 -

IDEAL LAP TIME : 2:19.524 BEST LAP TIME : 2:19.583 DIFFERENCE : 0.059

LAP	SECTOR 1	SECTOR 2	LAP TIME	MPH	DIFF	TIME OF DAY
1 -	1:40.153	48.707	2:28.860	71.79	9.277	10:15:50.092
2 -	1:33.616	47.048	2:20.664 **(3)**	75.98	1.081	10:18:10.756
3 -	***1:33.134***	46.716	2:19.850 **(2)**	76.42	0.267	10:20:30.606
4 -	1:33.193	***46.390***	***2:19.583*** **(1)**	***76.57***		***10:22:50.189***
5 -	1:36.726	46.785	2:23.511	74.47	3.928	10:25:13.700

P28 20 R600 Louis AITKEN Yamaha R6 -

IDEAL LAP TIME : 2:19.765 BEST LAP TIME : 2:19.765 DIFFERENCE : 0.000

LAP	SECTOR 1	SECTOR 2	LAP TIME	MPH	DIFF	TIME OF DAY
1 -	1:44.282	48.445	2:32.727	69.98	12.962	10:15:58.747
2 -	1:37.695	47.008	2:24.703	73.86	4.938	10:18:23.450
3 -	1:33.807	46.856	2:20.663 **(2)**	75.98	0.898	10:20:44.113
4 -	1:35.007	46.975	2:21.982 **(3)**	75.27	2.217	10:23:06.095
5 -	***1:33.151***	***46.614***	***2:19.765*** **(1)**	***76.47***		***10:25:25.860***

P29 67 4 Simon HARVEY Kawasaki ZX4RR - HCL Car Sales - Dymag

IDEAL LAP TIME : 2:19.815 BEST LAP TIME : 2:19.815 DIFFERENCE : 0.000

LAP	SECTOR 1	SECTOR 2	LAP TIME	MPH	DIFF	TIME OF DAY
1 -	1:40.670	47.813	2:28.483	71.98	8.668	10:15:51.281
2 -	1:34.966	48.156	2:23.122 **(2)**	74.67	3.307	10:18:14.403
3 -	1:35.245	48.633	2:23.878 **(3)**	74.28	4.063	10:20:38.281
4 -	***1:32.956***	***46.859***	***2:19.815*** **(1)**	***76.44***		***10:22:58.096***
5 -	1:34.385					

P30 125 4 Isabelle WINGATE Kawasaki NINJA 400 - NPS, Tripz.uk, PermaGroup, ARN Race

IDEAL LAP TIME : 2:20.051 BEST LAP TIME : 2:20.051 DIFFERENCE : 0.000

LAP	SECTOR 1	SECTOR 2	LAP TIME	MPH	DIFF	TIME OF DAY
1 -	1:39.561	49.137	2:28.698	71.87	8.647	10:15:54.819
2 -	1:34.526	47.044	2:21.570 **(2)**	75.49	1.519	10:18:16.389
3 -	1:33.926	49.117	2:23.043	74.71	2.992	10:20:39.432
4 -	***1:33.085***	***46.966***	***2:20.051*** **(1)**	***76.31***		***10:22:59.483***
5 -	1:34.056	48.322	2:22.378 **(3)**	75.06	2.327	10:25:21.861

P31 82 4 Jack WOLFF Honda CB500 -

IDEAL LAP TIME : 2:19.549 BEST LAP TIME : 2:21.008 DIFFERENCE : 1.459

LAP	SECTOR 1	SECTOR 2	LAP TIME	MPH	DIFF	TIME OF DAY
1 -	1:39.203	48.423	2:27.626	72.39	6.618	10:15:54.528
2 -	1:34.174	47.592	2:21.766 **(3)**	75.39	0.758	10:18:16.294
3 -	1:34.979	49.024	2:24.003	74.22	2.995	10:20:40.297
4 -	1:34.187	***46.821***	***2:21.008*** **(1)**	***75.79***		***10:23:01.305***
5 -	***1:32.728***	48.816	2:21.544 **(2)**	75.51	0.536	10:25:22.849

BMCRC - MRO Championships - Rnd 8 @ Snetterton

Open 500 & Rookie 600

QUALIFYING - SECTOR ANALYSIS

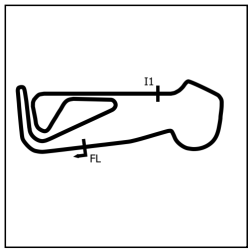

SECTOR 1 = FL to I1, SECTOR 2 = I1 to FL, DIFF = Difference To Personal Best Lap, P = Crossed Finish Line in Pit Lane, D = Time Disallowed

P32 88 2 George PRINOS

Yamaha TZ250 - KAPPA PLANNING LTD

IDEAL LAP TIME : 2:20.905 BEST LAP TIME : 2:21.651 DIFFERENCE : 0.746

LAP	SECTOR 1	SECTOR 2	LAP TIME	MPH	DIFF	TIME OF DAY
1 -	1:44.849	48.801	2:33.650	69.56	11.999	10:15:58.409
2 -	1:35.828	***47.935***	2:23.763 **(2)**	74.34	2.112	10:18:22.172
3 -	***1:32.970***	48.681	***2:21.651*** **(1)**	***75.45***		***10:20:43.823***
4 -	1:35.046	48.856	2:23.902 **(3)**	74.27	2.251	10:23:07.725
5 -	1:44.699	49.024	2:33.723	69.52	12.072	10:25:41.448

P33 675 R600 David MARCH

Triumph 675 - DnDHomeSolutions Racing

IDEAL LAP TIME : 2:21.303 BEST LAP TIME : 2:22.073 DIFFERENCE : 0.770

LAP	SECTOR 1	SECTOR 2	LAP TIME	MPH	DIFF	TIME OF DAY
1 -	1:39.159	50.184	2:29.343	71.56	7.270	10:16:10.428
2 -	1:35.746	48.006	2:23.752 **(3)**	74.35	1.679	10:18:34.180
3 -	1:35.313	***47.910***	2:23.223 **(2)**	74.62	1.150	10:20:57.403
4 -	***1:33.393***	48.680	***2:22.073*** **(1)**	***75.22***		***10:23:19.476***

P34 577 4 Richard BUCKHAM

Kawasaki 400 ZXRR -

IDEAL LAP TIME : BEST LAP TIME : 2:22.435 DIFFERENCE :

LAP	SECTOR 1	SECTOR 2	LAP TIME	MPH	DIFF	TIME OF DAY
1 -			2:31.056	70.75	8.621	10:15:59.495
2 -			2:25.835 **(3)**	73.28	3.400	10:18:25.330
3 -			***2:22.435*** **(1)**	***75.03***		***10:20:47.765***
4 -			2:24.101 **(2)**	74.17	1.666	10:23:11.866

P35 390 4 Robert EILBECK

KTM RC 390 -

IDEAL LAP TIME : 2:25.584 BEST LAP TIME : 2:25.584 DIFFERENCE : 0.000

LAP	SECTOR 1	SECTOR 2	LAP TIME	MPH	DIFF	TIME OF DAY
1 -	1:45.783	50.998	2:36.781	68.17	11.197	10:16:03.976
2 -	1:40.123	49.085	2:29.208 **(2)**	71.63	3.624	10:18:33.184
3 -	1:42.544	50.161	2:32.705 **(3)**	69.99	7.121	10:21:05.889
4 -	***1:37.222***	***48.362***	***2:25.584*** **(1)**	***73.41***		***10:23:31.473***

P36 101 4 Augustas GUJIS

Yamaha R3 - Auto gold repairs Ltd, SCmoto

IDEAL LAP TIME : 2:26.818 BEST LAP TIME : 2:27.130 DIFFERENCE : 0.312

LAP	SECTOR 1	SECTOR 2	LAP TIME	MPH	DIFF	TIME OF DAY
1 -	1:42.200	49.829	2:32.029	70.30	4.899	10:15:54.110
2 -	***1:37.848***	50.042	2:27.890 **(2)**	72.27	0.760	10:18:22.000
3 -	1:37.993	49.908	2:27.901 **(3)**	72.26	0.771	10:20:49.901
4 -	1:38.160	***48.970***	***2:27.130*** **(1)**	***72.64***		***10:23:17.031***

P37 2 2 Paul TOLAND

Yamaha TZR350 - Kippers keys

IDEAL LAP TIME : 2:26.114 BEST LAP TIME : 2:30.295 DIFFERENCE : 4.181

LAP	SECTOR 1	SECTOR 2	LAP TIME	MPH	DIFF	TIME OF DAY
1 -	1:40.542	***49.753***	***2:30.295*** **(1)**	***71.11***		***10:15:50.150***
2 -	***1:36.361***					

P38 10 2 Hugh BRIGHTON

Yamaha TZR 250 2MA -

IDEAL LAP TIME : 2:30.744 BEST LAP TIME : 2:30.998 DIFFERENCE : 0.254

LAP	SECTOR 1	SECTOR 2	LAP TIME	MPH	DIFF	TIME OF DAY
1 -	1:47.843	51.203	2:39.046	67.20	8.048	10:16:01.948
2 -	1:40.199	***50.799***	***2:30.998*** **(1)**	***70.78***		***10:18:32.946***
3 -	***1:39.945***	53.016	2:32.961 **(3)**	69.87	1.963	10:21:05.907
4 -	1:40.946	50.927	2:31.873 **(2)**	70.37	0.875	10:23:37.780

Weather / Track : Bright / Dry

Snetterton 300: 2.9689 miles
Date: 05/09/2026 Start: 10:13 Finish: 10:23

BMCRC - MRO Championships - Rnd 8 @ Snetterton

Open 500 & Rookie 600

QUALIFYING - BEST SECTORS

	SECTOR 1		SECTOR 2	
POS	NO	TIME	NO	TIME
1	282	1:20.821	282	40.367
2	611	1:21.445	17	40.812
3	17	1:21.839	611	41.070
4	207	1:21.891	83	41.119
5	65	1:22.193	207	41.505
6	64	1:22.577	65	41.684
7	83	1:22.715	64	41.896
8	808	1:23.917	16	42.463
9	91	1:23.976	808	42.737
10	85	1:24.084	91	42.792
11	16	1:25.095	40	42.969
12	36	1:25.773	36	43.056
13	1	1:26.110	115	43.094
14	40	1:26.154	85	43.181
15	115	1:26.243	1	43.221
16	187	1:26.516	28	43.534
17	28	1:27.319	187	43.660
18	62	1:27.382	62	43.781
19	103	1:28.868	103	44.435
20	75	1:29.342	75	44.792
21	27	1:29.647	27	44.861
22	75	1:30.774	22	45.627
23	42	1:32.057	75	46.121
24	11	1:32.359	113	46.122
25	22	1:32.500	41	46.390
26	82	1:32.728	11	46.431
27	67	1:32.956	42	46.542
28	88	1:32.970	20	46.614
29	125	1:33.085	82	46.821
30	41	1:33.134	67	46.859
31	20	1:33.151	125	46.966
32	113	1:33.312	675	47.910
33	675	1:33.393	88	47.935
34	2	1:36.361	390	48.362
35	390	1:37.222	101	48.970
36	101	1:37.848	2	49.753
37	10	1:39.945	10	50.799
38				

	IDEAL / BEST COMPARISON				
POS	NO	NAME	IDEAL	BEST	DIFF
		PERFECT LAP	2:01.188		
1	282	SHINER	2:01.188	2:01.188	0.000
2	611	COOPER	2:02.515	2:03.148	0.633
3	17	MORRIS	2:02.651	2:02.651	0.000
4	207	GRUBER	2:03.396	2:03.861	0.465
5	83	CARR	2:03.834	2:03.834	0.000
6	65	HALL	2:03.877	2:04.040	0.163
7	64	HEMPHILL	2:04.473	2:04.473	0.000
8	808	BICKERTON	2:06.654	2:07.106	0.452
9	91	CHERRY	2:06.768	2:06.768	0.000
10	85	HINDS	2:07.265	2:07.265	0.000
11	16	KING	2:07.558	2:08.028	0.470
12	36	ELLIOTT	2:08.829	2:08.829	0.000
13	40	ORMROD	2:09.123	2:09.568	0.445
14	1	SMITH	2:09.331	2:09.331	0.000
15	115	DONKERSLEY	2:09.337	2:09.349	0.012
16	187	WHITING	2:10.176	2:10.550	0.374
17	28	BIGGS	2:10.853	2:11.439	0.586
18	62	HARGREAVES	2:11.163	2:11.163	0.000
19	103	FOUNTAIN	2:13.303	2:13.303	0.000
20	27	HAYWARD	2:14.508	2:15.345	0.837
21	75	MAAG	2:15.463	2:17.454	1.991
22	75	WOODALL	2:15.566	2:15.566	0.000
23	22	BALLERINI	2:18.127	2:18.127	0.000
24	42	HEMPHILL	2:18.599	2:18.599	0.000
25	11	GUILLOU	2:18.790	2:18.790	0.000
26	113	McCARTHY	2:19.434	2:19.434	0.000
27	41	BAINBOROUGH	2:19.524	2:19.583	0.059
28	82	WOLFF	2:19.549	2:21.008	1.459
29	20	AITKEN	2:19.765	2:19.765	0.000
30	67	HARVEY	2:19.815	2:19.815	0.000
31	125	WINGATE	2:20.051	2:20.051	0.000
32	88	PRINOS	2:20.905	2:21.651	0.746
33	675	MARCH	2:21.303	2:22.073	0.770
34	390	EILBECK	2:25.584	2:25.584	0.000
35	2	TOLAND	2:26.114	2:30.295	4.181
36	101	GUJIS	2:26.818	2:27.130	0.312
37	10	BRIGHTON	2:30.744	2:30.998	0.254
38	577	BUCKHAM		2:22.435	

Weather / Track : Bright / Dry

Snetterton 300: 2.9689 miles
Date: 05/09/2026 Start: 10:13 Finish: 10:23

Results can be found at www.tsl-timing.com

Printed - 10:28 Saturday, 05 September 2026

BMCRC - MRO Championships - Rnd 8 @ Snetterton

Open 500 & Rookie 600

QUALIFYING - STATISTICS

Competitors Started	38
Planned Start	2026-09-05 @ 10:05:00.000
Actual Start	2026-09-05 @ 10:13:06.573
Finish Time	2026-09-05 @ 10:23:08.766
Track Length	2.9689mi.
Total Laps	165
Total Distance Covered	489.8704mi.

Session Fastest Lap History

NO	CL	NAME	LAP TIME	TIME OF DAY	LAP	VEHICLE
611	R600	**Lewis COOPER**	**2:09.879**	10:15:25.898	1	Yamaha R6
611	R600	**Lewis COOPER**	**2:03.148**	10:17:29.046	2	Yamaha R6
282	R600	**Chad SHINER**	**2:03.113**	10:21:49.149	4	Yamaha R6
282	R600	**Chad SHINER**	**2:01.188**	10:23:50.337	5	Yamaha R6

Flag History

TYPE	TIME OF DAY
GREEN	10:13:06.573
FINISH	10:23:08.766

Flag Statistics

TYPE	COUNT	TOTAL LAPS	TOTAL TIME
Green	1	5	12:45.297
Red	0	0	0.000
Safety Car	0	0	0.000
FCY	0	0	0.000

BMCRC - MRO Championships - Rnd 8 @ Snetterton

Open 500 & Rookie 600

QUALIFYING - STATISTICS

CLASS : 2

7 Starters

Fastest Lap History

NO	NAME	LAP TIME	TIME OF DAY	LAP	VEHICLE
1	**Haydon SMITH**	**2:14.597**	10:15:34.242	1	Yamaha TZ 250 3YL
1	**Haydon SMITH**	**2:11.380**	10:17:45.622	2	Yamaha TZ 250 3YL
1	**Haydon SMITH**	**2:09.331**	10:24:36.290	5	Yamaha TZ 250 3YL

BMCRC - MRO Championships - Rnd 8 @ Snetterton

Open 500 & Rookie 600

QUALIFYING - STATISTICS

CLASS : 4

13 Starters

Fastest Lap History

NO	NAME	LAP TIME	TIME OF DAY	LAP	VEHICLE
83	**Arnie CARR**	**2:11.082**	10:15:28.912	1	Kawasaki ZX4RR
40	**Archie ORMROD**	**2:10.985**	10:15:29.405	1	Kawasaki ZX4RR
83	**Arnie CARR**	**2:07.134**	10:17:36.046	2	Kawasaki ZX4RR
83	**Arnie CARR**	**2:06.226**	10:19:42.272	3	Kawasaki ZX4RR
83	**Arnie CARR**	**2:05.319**	10:21:47.591	4	Kawasaki ZX4RR
83	**Arnie CARR**	**2:03.834**	10:23:51.425	5	Kawasaki ZX4RR

BMCRC - MRO Championships - Rnd 8 @ Snetterton

Open 500 & Rookie 600

QUALIFYING - STATISTICS

CLASS : R600

17 Starters

Fastest Lap History

NO	NAME	LAP TIME	TIME OF DAY	LAP	VEHICLE
611	**Lewis COOPER**	**2:09.879**	10:15:25.898	1	Yamaha R6
611	**Lewis COOPER**	**2:03.148**	10:17:29.046	2	Yamaha R6
282	**Chad SHINER**	**2:03.113**	10:21:49.149	4	Yamaha R6
282	**Chad SHINER**	**2:01.188**	10:23:50.337	5	Yamaha R6

BMCRC - MRO Championships - Rnd 8 @ Snetterton

Open 500 & Rookie 600

QUALIFYING - STATISTICS

CLASS : N

1 Starters

Fastest Lap History

NO	NAME	LAP TIME	TIME OF DAY	LAP	VEHICLE
36	**Scott ELLIOTT**	**2:16.344**	10:15:41.248	1	Triumph STREET TRIPLE
36	**Scott ELLIOTT**	**2:13.507**	10:17:54.755	2	Triumph STREET TRIPLE
36	**Scott ELLIOTT**	**2:12.441**	10:20:07.196	3	Triumph STREET TRIPLE
36	**Scott ELLIOTT**	**2:10.059**	10:22:17.255	4	Triumph STREET TRIPLE
36	**Scott ELLIOTT**	**2:08.829**	10:24:26.084	5	Triumph STREET TRIPLE

BMCRC - MRO Championships - Rnd 8 @ Snetterton

Open 500 & Rookie 600

RACE 6 - GRID (5 Laps)

BMCRC ROOKIE 600

BMCRC OPEN 500

ROW 15				44 **10** 2:30.998 Hugh BRIGHTON		43 **2** 2:30.295 Paul TOLAND		
ROW 14	42 **101** 2:27.130 Augustas GUJIS			41 **390** 2:25.584 Robert EILBECK		40 **577** 2:22.435 Richard BUCKHAM		
ROW 13		39 **88** 2:21.651 George PRINOS			38 **82** 2:21.008 Jack WOLFF		37 **125** 2:20.051 Isabelle WINGATE	
ROW 12	36 **67** 2:19.815 Simon HARVEY			35 **41** 2:19.583 Euan BAINBOROUGH		34 **113** 2:19.434 Annabelle McCARTHY		
ROW 11		33 **11** 2:18.790 Phil GUILLOU			32 **22** 2:18.127 Rik BALLERINI		31 **75** 2:15.566 Peter WOODALL	
ROW 10	30 **27** 2:15.345 Richard HAYWARD			29 **40** 2:09.568 Archie ORMROD		28 **115** 2:09.349 Jake DONKERSLEY		
ROW 9		27 **1** 2:09.331 Haydon SMITH			26 **16** 2:08.028 Lucas KING		25 **83** 2:03.834 Arnie CARR	
ROW 8								
ROW 7								
ROW 6	18 **675** 2:22.073 David MARCH			17 **20** 2:19.765 Louis AITKEN		16 **42** 2:18.599 James HEMPHILL		
ROW 5		15 **75** 2:17.454 Martin MAAG			14 **103** 2:13.303 Tony FOUNTAIN		13 **28** 2:11.439 Daniel BIGGS	
ROW 4	12 **62** 2:11.163 James HARGREAVES			11 **187** 2:10.550 Gavin WHITING		10 **36** 2:08.829 Scott ELLIOTT		
ROW 3		9 **85** 2:07.265 Daniel HINDS			8 **808** 2:07.106 Steven BICKERTON		7 **91** 2:06.768 Jason CHERRY	
ROW 2	6 **64** 2:04.473 Tommy HEMPHILL			5 **65** 2:04.040 Albert HALL		4 **207** 2:03.861 Simon GRUBER		
ROW 1		3 **611** 2:03.148 Lewis COOPER			2 **17** 2:02.651 Andrew MORRIS		1 **282** 2:01.188 Chad SHINER	
							Pole	

These results are provisional until the conclusion of any judicial and technical matters.

Snetterton 300: 2.9689 miles

Clerk Of Course: Den Grant / Caroline Patterson	Timekeeper: Richard Evans	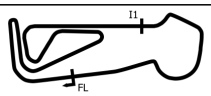

Results can be found at www.tsl-timing.com

Printed - 10:32 Saturday, 05 September 2026

BMCRC - MRO Championships - Rnd 8 @ Snetterton

Open 500 & Rookie 600

RACE 6 - CLASSIFICATION

Race Distance: 5 Laps / 14.84 miles

POS	NO	CL	PIC	NAME	ENTRY	LAPS	TIME	GAP	DIFF	MPH	BEST	ON	GRD	↑↓
1	65	R600	1	Albert HALL	Yamaha YZF-R6 -	5	10:19.450			86.27	2:02.100	4	5	4
2	282	R600	2	Chad SHINER	Yamaha R6 - Privateer	5	10:20.466	1.016	1.016	86.12	2:01.599	3	1	-1
3	207	R600	3	Simon GRUBER	Yamaha R6 - Mono Motorcycles	5	10:26.865	7.415	6.399	85.25	2:03.547	3	4	1
4	64	R600	4	Tommy HEMPHILL	Yamaha R6 - GLE (GandL Environmental)	5	10:35.149	15.699	8.284	84.13	2:04.292	2	6	2
5	808	R600	5	Steven BICKERTON	Yamaha R6 -	5	10:40.283	20.833	5.134	83.46	2:06.172	2	8	3
6	85	R600	6	Daniel HINDS	Suzuki GSXR -	5	10:43.570	24.120	3.287	83.03	2:06.241	4	9	3
7	91	R600	7	Jason CHERRY	Kawasaki ZX6R -	5	10:53.313	33.863	9.743	81.79	2:07.589	3	7	0
8	187	R600	8	Gavin WHITING	Yamaha R6 - WHITING PLUMBING & HEATING	5	11:03.031	43.581	9.718	80.60	2:09.497	5	11	3
9	83	4	1	Arnie CARR	Kawasaki ZX4RR - Dad	5	11:06.334	46.884	3.303	80.20	2:04.403	4	19	10
10	103	R600	9	Tony FOUNTAIN	Yamaha R6 -	5	11:08.444	48.994	2.110	79.94	2:11.124	2	14	4
11	62	R600	10	James HARGREAVES	Yamaha YZF-R6 -	5	11:13.852	54.402	5.408	79.30	2:11.286	2	12	1
12	16	4	2	Lucas KING	Kawasaki ZX4RR - NW racing/ cable house	5	11:18.796	59.346	4.944	78.72	2:07.120	5	20	8
13	1	2	1	Haydon SMITH	Yamaha TZ 250 3YL - HI-Precision Engineering Ltd	5	11:31.740	1:12.290	12.944	77.25	2:09.626	3	21	8
14	115	4	3	Jake DONKERSLEY	Kawasaki ZX4RR -	5	11:32.291	1:12.841	0.551	77.19	2:09.628	3	22	8
15	675	R600	11	David MARCH	Triumph 675 - DnDHomeSolutions Racing	5	11:37.359	1:17.909	5.068	76.63	2:16.809	5	18	3
16	42	R600	12	James HEMPHILL	Yamaha R6 -	5	11:40.331	1:20.881	2.972	76.30	2:17.489	3	16	0
17	75	R600	13	Martin MAAG	Honda CBR 600RR - Kitchen Design Hub	5	11:41.424	1:21.974	1.093	76.18	2:16.930	3	15	-2
18	20	R600	14	Louis AITKEN	Yamaha R6 -	5	11:42.746	1:23.296	1.322	76.04	2:17.594	3	17	-1
19	27	2	2	Richard HAYWARD	Yamaha TZR - BC vehicle repairs/ Merlin Pipes	5	11:57.032	1:37.582	14.286	74.52	2:14.140	2	24	5
20	22	2	3	Rik BALLERINI	Yamaha TZR 250 - SCLS LTD, CAMBRIDGE MC, GECKO R	5	12:02.047	1:42.597	5.015	74.01	2:14.784	2	26	6
21	11	2	4	Phil GUILLOU	Yamaha TZ250 -	5	12:02.793	1:43.343	0.746	73.93	2:15.831	4	27	6
22	79	4	4	Peter WOODALL	Honda CB500 - RevdCoin	5	12:09.273	1:49.823	6.480	73.27	2:16.354	2	25	3
23	41	4	5	Euan BAINBOROUGH	Kawasaki NINJA 400 -	5	12:14.025	1:54.575	4.752	72.80	2:17.628	2	29	6
24	113	4	6	Annabelle McCARTHY	Kawasaki NINJA 400 -	5	12:18.095	1:58.645	4.070	72.40	2:17.287	2	28	4
25	88	2	5	George PRINOS	Yamaha TZ250 - KAPPA PLANNING LTD	5	12:23.706	2:04.256	5.611	71.85	2:19.261	2	33	8
26	67	4	7	Simon HARVEY	Kawasaki ZX4RR - HCL Car Sales - Dymag	5	12:24.992	2:05.542	1.286	71.73	2:19.543	5	30	4
27	125	4	8	Isabelle WINGATE	Kawasaki NINJA 400 - NPS, Tripz.uk, PermaGroup, ARN Ra	5	12:26.370	2:06.920	1.378	71.60	2:19.468	4	31	4
28	2	2	6	Paul TOLAND	Yamaha TZR350 - Kippers keys	5	12:32.943	2:13.493	6.573	70.97	2:21.765	3	37	9
29	577*	4	9	Richard BUCKHAM	Kawasaki 400 ZXRR -	5	12:35.631	2:16.181	2.688	70.72	2:21.890	5	34	5
30	82	4	10	Jack WOLFF	Honda CB500 -	5	12:36.772	2:17.322	1.141	70.61	2:21.734	5	32	2
32	101	4	11	Augustas GUJIS	Yamaha R3 - Auto gold repairs Ltd, SCmoto	4	10:24.828	1 Lap	2:12.471	68.42	2:24.179	2	36	4
33	390	4	12	Robert EILBECK	KTM RC 390 -	4	10:24.908	1 Lap	0.080	68.41	2:23.991	3	35	2
34	10	2	7	Hugh BRIGHTON	Yamaha TZR 250 2MA -	4	10:52.202	1 Lap	27.294	65.55	2:32.551	2	38	4
					NOT CLASSIFIED									
DNF	17	R600		Andrew MORRIS	Honda CBR600RR - House to Home	4	8:12.357	1 Lap	1 Lap	86.83	2:00.432	4	2	
DNF	36	N		Scott ELLIOTT	Triumph STREET TRIPLE - Cine fire tech / sprockets racing	3	6:31.292	2 Laps	1 Lap	81.94	2:07.584	3	10	
DNF	40	4		Archie ORMROD	Kawasaki ZX4RR - Prestige Flooring	1	2:49.688	4 Laps	2 Laps	62.98			23	
DNF	28	R600		Daniel BIGGS	Yamaha R6 - Ride Europe	0							13	
					NOT STARTED									
NS	611	R600		Lewis COOPER	Yamaha R6 -								3	
					FASTEST LAP									
	17	R600		Andrew MORRIS	Honda CBR600RR - House to Home	4	2:00.432		88.74 mph		142.82 kph			
	83	4		Arnie CARR	Kawasaki ZX4RR - Dad	4	2:04.403		85.91 mph		138.26 kph			

Weather / Track : Bright / Dry

These results are provisional until the conclusion of any judicial and technical matters.

Date: 05/09/2026 Start: 14:06 Finish: 14:16

Snetterton 300: 2.9689 miles

Clerk Of Course: Den Grant / Caroline Patterson	Timekeeper: Richard Evans	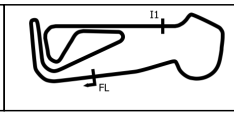

BMCRC - MRO Championships - Rnd 8 @ Snetterton

Open 500 & Rookie 600

RACE 6 - CLASSIFICATION

Race Distance: 5 Laps / 14.84 miles

36	N	**Scott ELLIOTT**	Triumph STREET TRIPLE - Cine fire tech / sprockets racing	**3**	2:07.584	83.77 mph	134.81 kph
1	2	**Haydon SMITH**	Yamaha TZ 250 3YL - HI-Precision Engineering Ltd	**3**	2:09.626	82.45 mph	132.69 kph

#577 - No working transponder, please fix for your next race to be timed.
Class R600 - 92.5% of Race Speed = 79.79 mph
Class 4 - 92.5% of Race Speed = 74.18 mph
Class 2 - 92.5% of Race Speed = 71.45 mph

Weather / Track : Bright / Dry
These results are provisional until the conclusion of any judicial and technical matters.

Date: 05/09/2026 Start: 14:06 Finish: 14:16
Snetterton 300: 2.9689 miles

Clerk Of Course: Den Grant / Caroline Patterson	Timekeeper: Richard Evans	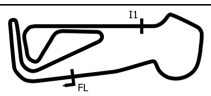

BMCRC - MRO Championships - Rnd 8 @ Snetterton

Open 500 & Rookie 600

RACE 6 - LAP CHART

LAP 1 @ 14:08:13.889

NO	BEHIND	LAP TIME
65		2:08.702
17	0.301	2:09.003
207	1.971	2:10.673
282	2.221	2:10.923
808	3.485	2:12.187
64	3.926	2:12.628
36	5.928	2:14.630
85	6.213	2:14.915
103	7.592	2:16.294
62	10.556	2:19.258
187	11.041	2:19.743
91	11.267	2:19.969
675	17.540	2:26.242
42	17.785	2:26.487
75	18.288	2:26.990
20	20.018	2:28.720
83	36.152	2:44.854
16	39.039	2:47.741
1	40.000	2:48.702
40	40.986	2:49.688
115	41.157	2:49.859
27	46.192	2:54.894
11	49.782	2:58.484
22	50.115	2:58.817
41	51.276	2:59.978
79	51.722	3:00.424
113	52.203	3:00.905
2	55.046	3:03.748
88	55.060	3:03.762
67	55.465	3:04.167
577	57.123	3:05.825
125	58.085	3:06.787
82	58.201	3:06.903
390	1:01.056	3:09.758
101	1:01.884	3:10.586
10	1:05.130	3:13.832
41	1:06.199	2:17.628
113	1:06.785	2:17.287
88	1:11.616	2:19.261
67	1:13.412	2:20.652
2	1:15.647	2:23.306
125	1:16.171	2:20.791
577	1:17.240	2:22.822
82	1:18.273	2:22.777
101	1:23.358	2:24.179
390	1:24.424	2:26.073
10	1:34.976	2:32.551

LAP 2 @ 14:10:16.594

NO	BEHIND	LAP TIME
65		2:02.705
17	0.070	2:02.474
207	2.964	2:03.698
282	3.155	2:03.639
64	5.513	2:04.292
808	6.952	2:06.172
85	11.136	2:07.628
36	12.301	2:09.078
103	16.011	2:11.124
91	17.431	2:08.869
62	19.137	2:11.286
187	19.852	2:11.516
42	33.227	2:18.147
675	33.752	2:18.917
75	33.992	2:18.409
20	35.050	2:17.737
83	38.166	2:04.719
16	43.736	2:07.402
1	48.363	2:11.068
115	48.890	2:10.438
27	57.627	2:14.140
22	1:02.194	2:14.784
11	1:03.077	2:16.000
79	1:05.371	2:16.354

LAP 3 @ 14:12:17.112

NO	BEHIND	LAP TIME
17		2:00.448
65	2.295	2:02.813
282	4.236	2:01.599
207	5.993	2:03.547
64	10.658	2:05.663
808	13.670	2:07.236
85	18.604	2:07.986
36	19.367	2:07.584
91	24.502	2:07.589
103	28.542	2:13.049
187	29.723	2:10.389
62	31.185	2:12.566
83	45.075	2:07.427
42	50.198	2:17.489
75	50.404	2:16.930
675	50.596	2:17.362
16	51.641	2:08.423
20	52.126	2:17.594
1	57.471	2:09.626
115	58.000	2:09.628
27	1:13.150	2:16.041
22	1:17.068	2:15.392
11	1:18.585	2:16.026
79	1:21.506	2:16.653
41	1:23.374	2:17.693
113	1:24.721	2:18.454
88	1:32.871	2:21.773
67	1:32.926	2:20.032
125	1:35.268	2:19.615
2	1:36.894	2:21.765
577	1:38.723	2:22.001
82	1:39.727	2:21.972
101	1:47.087	2:24.247
390	1:47.897	2:23.991
675	1:08.193	2:18.029
1	1:08.835	2:11.796
42	1:09.414	2:19.648
115	1:09.693	2:12.125
75	1:09.842	2:19.870
20	1:11.172	2:19.478
27	1:28.328	2:15.610
22	1:33.378	2:16.742
11	1:33.984	2:15.831
79	1:38.556	2:17.482
41	1:42.186	2:19.244
113	1:45.626	2:21.337
88	1:51.853	2:19.414
67	1:53.092	2:20.598
125	1:54.304	2:19.468
2	1:58.336	2:21.874
577	2:01.384	2:23.093
82	2:02.681	2:23.386

LAP 4 @ 14:14:17.544

NO	BEHIND	LAP TIME
17		2:00.432
65	3.963	2:02.100
282	5.480	2:01.676
10	1 Lap	2:32.786
207	9.548	2:03.987
64	16.361	2:06.135
808	19.851	2:06.613
85	24.413	2:06.241
91	32.146	2:08.076
187	41.177	2:11.886
103	42.933	2:14.823
62	47.308	2:16.555
83	49.046	2:04.403
16	59.319	2:08.110

LAP 5 @ 14:16:24.637

NO	BEHIND	LAP TIME
65		2:03.130
282	1.016	2:02.629
101	1 Lap	2:25.816
390	1 Lap	2:25.086
207	7.415	2:04.960
64	15.699	2:06.431
808	20.833	2:08.075
85	24.120	2:06.800
10	1 Lap	2:33.033
91	33.863	2:08.810
187	43.581	2:09.497
83	46.884	2:04.931
103	48.994	2:13.154
62	54.402	2:14.187
16	59.346	2:07.120
1	1:12.290	2:10.548
115	1:12.841	2:10.241
675	1:17.909	2:16.809
42	1:20.881	2:18.560
75	1:21.974	2:19.225
20	1:23.296	2:19.217
27	1:37.582	2:16.347
22	1:42.597	2:16.312
11	1:43.343	2:16.452
79	1:49.823	2:18.360
41	1:54.575	2:19.482
113	1:58.645	2:20.112
88	2:04.256	2:19.496
67	2:05.542	2:19.543
125	2:06.920	2:19.709
2	2:13.493	2:22.250
577	2:16.181	2:21.890
82	2:17.322	2:21.734

Weather / Track : Bright / Dry

Snetterton 300: 2.9689 miles
Date: 05/09/2026 Start: 14:06 Finish: 14:16

Results can be found at www.tsl-timing.com

Printed - 14:21 Saturday, 05 September 2026

BMCRC - MRO Championships - Rnd 8 @ Snetterton

Open 500 & Rookie 600

RACE 6 - POSITION CHART

No	Name	Lap Pos	1	2	3	4	5
282	SHINER	1	65	65	17	17	65
17	MORRIS	2	17	17	65	65	282
611	COOPER	3	207	207	282	282	207
207	GRUBER	4	282	282	207	207	64
65	HALL	5	808	64	64	64	808
64	HEMPHILL	6	64	808	808	808	85
91	CHERRY	7	36	85	85	85	91
808	BICKERTON	8	85	36	36	91	187
85	HINDS	9	103	103	91	187	83
36	ELLIOTT	10	62	91	103	103	103
187	WHITING	11	187	62	187	62	62
62	HARGREAVES	12	91	187	62	83	16
28	BIGGS	13	675	42	83	16	1
103	FOUNTAIN	14	42	675	42	675	115
75	MAAG	15	75	75	75	1	675
42	HEMPHILL	16	20	20	675	42	42
20	AITKEN	17	83	83	16	115	75
675	MARCH	18	16	16	20	75	20
83	CARR	19	1	1	1	20	27
16	KING	20	40	115	115	27	22
1	SMITH	21	115	27	27	22	11
115	DONKERSLEY	22	27	22	22	11	79
40	ORMROD	23	11	11	11	79	41
27	HAYWARD	24	22	79	79	41	113
79	WOODALL	25	41	41	41	113	88
22	BALLERINI	26	79	113	113	88	67
11	GUILLOU	27	113	88	88	67	125
113	McCARTHY	28	2	67	67	125	2
41	BAINBOROUGH	29	88	2	125	2	577
67	HARVEY	30	67	125	2	577	82
125	WINGATE	31	577	577	577	82	
82	WOLFF	32	125	82	82	101	
88	PRINOS	33	82	101	101	390	
577	BUCKHAM	34	390	390	390	10	
390	EILBECK	35	101	10	10		
101	GUJIS	36	10				
2	TOLAND	37					
10	BRIGHTON	38					

Weather / Track : Bright / Dry

Snetterton 300: 2.9689 miles
Date: 05/09/2026 Start: 14:06 Finish: 14:16

Results can be found at www.tsl-timing.com

Printed - 14:21 Saturday, 05 September 2026

BMCRC - MRO Championships - Rnd 8 @ Snetterton

Open 500 & Rookie 600

RACE 6 - SECTOR ANALYSIS

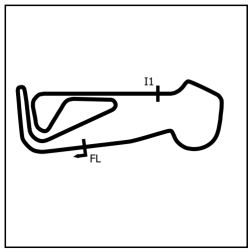

SECTOR 1 = FL to I1, SECTOR 2 = I1 to FL, DIFF = Difference To Personal Best Lap, P = Crossed Finish Line in Pit Lane, D = Time Disallowed

P1 65 R600 Albert HALL — Yamaha YZF-R6 -

IDEAL LAP TIME : 2:01.932 BEST LAP TIME : 2:02.100 DIFFERENCE : 0.168

LAP	SECTOR 1	SECTOR 2	LAP TIME		MPH	DIFF	TIME OF DAY
1 -		41.441	2:08.702		83.04	6.602	14:08:13.889
2 -	1:21.424	41.281	2:02.705	(2)	87.10	0.605	14:10:16.594
3 -	1:21.565	41.248	2:02.813	(3)	87.02	0.713	14:12:19.407
4 -	1:20.970	***41.130***	***2:02.100***	**(1)**	***87.53***		***14:14:21.507***
5 -	***1:20.802***	42.328	2:03.130		86.80	1.030	14:16:24.637

P2 282 R600 Chad SHINER — Yamaha R6 - Privateer

IDEAL LAP TIME : 2:01.599 BEST LAP TIME : 2:01.599 DIFFERENCE : 0.000

LAP	SECTOR 1	SECTOR 2	LAP TIME		MPH	DIFF	TIME OF DAY
1 -		41.424	2:10.923		81.63	9.324	14:08:16.110
2 -	1:22.439	41.200	2:03.639		86.44	2.040	14:10:19.749
3 -	***1:21.138***	***40.461***	***2:01.599***	**(1)**	***87.89***		***14:12:21.348***
4 -	1:21.141	40.535	2:01.676	(2)	87.84	0.077	14:14:23.024
5 -	1:21.624	41.005	2:02.629	(3)	87.15	1.030	14:16:25.653

P3 207 R600 Simon GRUBER — Yamaha R6 - Mono Motorcycles

IDEAL LAP TIME : 2:03.547 BEST LAP TIME : 2:03.547 DIFFERENCE : 0.000

LAP	SECTOR 1	SECTOR 2	LAP TIME		MPH	DIFF	TIME OF DAY
1 -		41.594	2:10.673		81.79	7.126	14:08:15.860
2 -	1:22.125	41.573	2:03.698	(2)	86.40	0.151	14:10:19.558
3 -	***1:22.025***	***41.522***	***2:03.547***	**(1)**	***86.51***		***14:12:23.105***
4 -	1:22.097	41.890	2:03.987	(3)	86.20	0.440	14:14:27.092
5 -	1:22.930	42.030	2:04.960		85.53	1.413	14:16:32.052

P4 64 R600 Tommy HEMPHILL — Yamaha R6 - GLE (GandL Environmental)

IDEAL LAP TIME : 2:04.292 BEST LAP TIME : 2:04.292 DIFFERENCE : 0.000

LAP	SECTOR 1	SECTOR 2	LAP TIME		MPH	DIFF	TIME OF DAY
1 -		42.392	2:12.628		80.58	8.336	14:08:17.815
2 -	***1:22.370***	***41.922***	***2:04.292***	**(1)**	***85.99***		***14:10:22.107***
3 -	1:23.277	42.386	2:05.663	(2)	85.05	1.371	14:12:27.770
4 -	1:23.380	42.755	2:06.135	(3)	84.73	1.843	14:14:33.905
5 -	1:23.743	42.688	2:06.431		84.53	2.139	14:16:40.336

P5 808 R600 Steven BICKERTON — Yamaha R6 -

IDEAL LAP TIME : 2:05.958 BEST LAP TIME : 2:06.172 DIFFERENCE : 0.214

LAP	SECTOR 1	SECTOR 2	LAP TIME		MPH	DIFF	TIME OF DAY
1 -		***42.213***	2:12.187		80.85	6.015	14:08:17.374
2 -	***1:23.745***	42.427	***2:06.172***	**(1)**	***84.71***		***14:10:23.546***
3 -	1:24.459	42.777	2:07.236	(3)	84.00	1.064	14:12:30.782
4 -	1:23.813	42.800	2:06.613	(2)	84.41	0.441	14:14:37.395
5 -	1:24.905	43.170	2:08.075		83.45	1.903	14:16:45.470

P6 85 R600 Daniel HINDS — Suzuki GSXR -

IDEAL LAP TIME : 2:06.241 BEST LAP TIME : 2:06.241 DIFFERENCE : 0.000

LAP	SECTOR 1	SECTOR 2	LAP TIME		MPH	DIFF	TIME OF DAY
1 -		42.902	2:14.915		79.22	8.674	14:08:20.102
2 -	1:24.436	43.192	2:07.628	(3)	83.74	1.387	14:10:27.730
3 -	1:24.673	43.313	2:07.986		83.50	1.745	14:12:35.716
4 -	***1:23.602***	***42.639***	***2:06.241***	**(1)**	***84.66***		***14:14:41.957***
5 -	1:24.076	42.724	2:06.800	(2)	84.29	0.559	14:16:48.757

BMCRC - MRO Championships - Rnd 8 @ Snetterton

Open 500 & Rookie 600

RACE 6 - SECTOR ANALYSIS

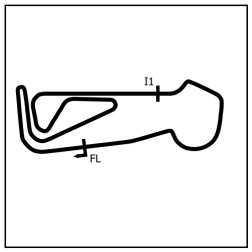

SECTOR 1 = FL to I1, SECTOR 2 = I1 to FL, DIFF = Difference To Personal Best Lap, P = Crossed Finish Line in Pit Lane, D = Time Disallowed

P7 91 R600 Jason CHERRY

Kawasaki ZX6R -

IDEAL LAP TIME : 2:07.188 BEST LAP TIME : 2:07.589 DIFFERENCE : 0.401

LAP	SECTOR 1	SECTOR 2	LAP TIME		MPH	DIFF	TIME OF DAY
1 -		44.743	2:19.969		76.35	12.380	14:08:25.156
2 -	1:25.709	43.160	2:08.869		82.93	1.280	14:10:34.025
3 -	1:24.991	***42.598***	***2:07.589***	**(1)**	***83.76***		***14:12:41.614***
4 -	***1:24.590***	43.486	2:08.076	**(2)**	83.45	0.487	14:14:49.690
5 -	1:24.699	44.111	2:08.810	**(3)**	82.97	1.221	14:16:58.500

P8 187 R600 Gavin WHITING

Yamaha R6 - WHITING PLUMBING & HEATING

IDEAL LAP TIME : 2:09.074 BEST LAP TIME : 2:09.497 DIFFERENCE : 0.423

LAP	SECTOR 1	SECTOR 2	LAP TIME		MPH	DIFF	TIME OF DAY
1 -		44.943	2:19.743		76.48	10.246	14:08:24.930
2 -	1:27.803	43.713	2:11.516	**(3)**	81.26	2.019	14:10:36.446
3 -	1:27.104	***43.285***	2:10.389	**(2)**	81.97	0.892	14:12:46.835
4 -	1:27.982	43.904	2:11.886		81.04	2.389	14:14:58.721
5 -	***1:25.789***	43.708	***2:09.497***	**(1)**	***82.53***		***14:17:08.218***

P9 83 4 Arnie CARR

Kawasaki ZX4RR - Dad

IDEAL LAP TIME : 2:04.085 BEST LAP TIME : 2:04.403 DIFFERENCE : 0.318

LAP	SECTOR 1	SECTOR 2	LAP TIME		MPH	DIFF	TIME OF DAY
1 -		41.987	2:44.854		64.83	40.451	14:08:50.041
2 -	1:23.356	***41.363***	2:04.719	**(2)**	85.69	0.316	14:10:54.760
3 -	1:25.776	41.651	2:07.427		83.87	3.024	14:13:02.187
4 -	***1:22.722***	41.681	***2:04.403***	**(1)**	***85.91***		***14:15:06.590***
5 -	1:23.011	41.920	2:04.931	**(3)**	85.55	0.528	14:17:11.521

P10 103 R600 Tony FOUNTAIN

Yamaha R6 -

IDEAL LAP TIME : 2:09.481 BEST LAP TIME : 2:11.124 DIFFERENCE : 1.643

LAP	SECTOR 1	SECTOR 2	LAP TIME		MPH	DIFF	TIME OF DAY
1 -		***43.273***	2:16.294		78.41	5.170	14:08:21.481
2 -	***1:26.208***	44.916	***2:11.124***	**(1)**	***81.51***		***14:10:32.605***
3 -	1:28.229	44.820	2:13.049	**(2)**	80.33	1.925	14:12:45.654
4 -	1:29.239	45.584	2:14.823		79.27	3.699	14:15:00.477
5 -	1:27.745	45.409	2:13.154	**(3)**	80.26	2.030	14:17:13.631

P11 62 R600 James HARGREAVES

Yamaha YZF-R6 -

IDEAL LAP TIME : 2:10.687 BEST LAP TIME : 2:11.286 DIFFERENCE : 0.599

LAP	SECTOR 1	SECTOR 2	LAP TIME		MPH	DIFF	TIME OF DAY
1 -		44.691	2:19.258		76.74	7.972	14:08:24.445
2 -	***1:26.357***	44.929	***2:11.286***	**(1)**	***81.41***		***14:10:35.731***
3 -	1:28.236	***44.330***	2:12.566	**(2)**	80.62	1.280	14:12:48.297
4 -	1:31.303	45.252	2:16.555		78.26	5.269	14:15:04.852
5 -	1:28.968	45.219	2:14.187	**(3)**	79.65	2.901	14:17:19.039

P12 16 4 Lucas KING

Kawasaki ZX4RR - NW racing/ cable house

IDEAL LAP TIME : 2:06.965 BEST LAP TIME : 2:07.120 DIFFERENCE : 0.155

LAP	SECTOR 1	SECTOR 2	LAP TIME		MPH	DIFF	TIME OF DAY
1 -		42.690	2:47.741		63.71	40.621	14:08:52.928
2 -	1:25.050	***42.352***	2:07.402	**(2)**	83.89	0.282	14:11:00.330
3 -	1:25.583	42.840	2:08.423		83.22	1.303	14:13:08.753
4 -	1:25.539	42.571	2:08.110	**(3)**	83.42	0.990	14:15:16.863
5 -	***1:24.613***	42.507	***2:07.120***	**(1)**	***84.07***		***14:17:23.983***

BMCRC - MRO Championships - Rnd 8 @ Snetterton

Open 500 & Rookie 600

RACE 6 - SECTOR ANALYSIS

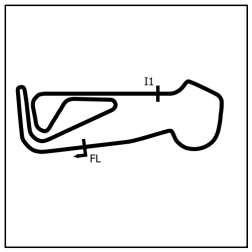

SECTOR 1 = FL to I1, SECTOR 2 = I1 to FL, DIFF = Difference To Personal Best Lap, P = Crossed Finish Line in Pit Lane, D = Time Disallowed

P13 1 2 Haydon SMITH

Yamaha TZ 250 3YL - HI-Precision Engineering Ltd

IDEAL LAP TIME : 2:09.136 BEST LAP TIME : 2:09.626 DIFFERENCE : 0.490

LAP	SECTOR 1	SECTOR 2	LAP TIME	MPH	DIFF	TIME OF DAY
1 -		43.096	2:48.702	63.35	39.076	14:08:53.889
2 -	1:28.005	43.063	2:11.068 (3)	81.54	1.442	14:11:04.957
3 -	1:26.600	***43.026***	***2:09.626*** (1)	***82.45***		***14:13:14.583***
4 -	***1:26.110***	45.686	2:11.796	81.09	2.170	14:15:26.379
5 -	1:27.439	43.109	2:10.548 (2)	81.87	0.922	14:17:36.927

P14 115 4 Jake DONKERSLEY

Kawasaki ZX4RR -

IDEAL LAP TIME : 2:09.326 BEST LAP TIME : 2:09.628 DIFFERENCE : 0.302

LAP	SECTOR 1	SECTOR 2	LAP TIME	MPH	DIFF	TIME OF DAY
1 -		43.051	2:49.859	62.92	40.231	14:08:55.046
2 -	1:27.178	43.260	2:10.438 (3)	81.93	0.810	14:11:05.484
3 -	1:26.486	43.142	***2:09.628*** (1)	***82.45***		***14:13:15.112***
4 -	***1:26.453***	45.672	2:12.125	80.89	2.497	14:15:27.237
5 -	1:27.368	***42.873***	2:10.241 (2)	82.06	0.613	14:17:37.478

P15 675 R600 David MARCH

Triumph 675 - DnDHomeSolutions Racing

IDEAL LAP TIME : 2:16.283 BEST LAP TIME : 2:16.809 DIFFERENCE : 0.526

LAP	SECTOR 1	SECTOR 2	LAP TIME	MPH	DIFF	TIME OF DAY
1 -		48.197	2:26.242	73.08	9.433	14:08:31.429
2 -	1:31.405	47.512	2:18.917	76.93	2.108	14:10:50.346
3 -	1:31.374	***45.988***	2:17.362 (2)	77.80	0.553	14:13:07.708
4 -	1:31.174	46.855	2:18.029 (3)	77.43	1.220	14:15:25.737
5 -	***1:30.295***	46.514	***2:16.809*** (1)	***78.12***		***14:17:42.546***

P16 42 R600 James HEMPHILL

Yamaha R6 -

IDEAL LAP TIME : 2:17.489 BEST LAP TIME : 2:17.489 DIFFERENCE : 0.000

LAP	SECTOR 1	SECTOR 2	LAP TIME	MPH	DIFF	TIME OF DAY
1 -		48.244	2:26.487	72.96	8.998	14:08:31.674
2 -	1:30.930	47.217	2:18.147 (2)	77.36	0.658	14:10:49.821
3 -	***1:30.881***	***46.608***	***2:17.489*** (1)	***77.73***		***14:13:07.310***
4 -	1:31.556	48.092	2:19.648	76.53	2.159	14:15:26.958
5 -	1:31.877	46.683	2:18.560 (3)	77.13	1.071	14:17:45.518

P17 75 R600 Martin MAAG

Honda CBR 600RR - Kitchen Design Hub

IDEAL LAP TIME : 2:16.930 BEST LAP TIME : 2:16.930 DIFFERENCE : 0.000

LAP	SECTOR 1	SECTOR 2	LAP TIME	MPH	DIFF	TIME OF DAY
1 -		48.253	2:26.990	72.71	10.060	14:08:32.177
2 -	1:31.452	46.957	2:18.409 (2)	77.22	1.479	14:10:50.586
3 -	***1:30.751***	***46.179***	***2:16.930*** (1)	***78.05***		***14:13:07.516***
4 -	1:32.107	47.763	2:19.870	76.41	2.940	14:15:27.386
5 -	1:32.507	46.718	2:19.225 (3)	76.76	2.295	14:17:46.611

P18 20 R600 Louis AITKEN

Yamaha R6 -

IDEAL LAP TIME : 2:16.941 BEST LAP TIME : 2:17.594 DIFFERENCE : 0.653

LAP	SECTOR 1	SECTOR 2	LAP TIME	MPH	DIFF	TIME OF DAY
1 -		46.653	2:28.720	71.86	11.126	14:08:33.907
2 -	1:32.123	***45.614***	2:17.737 (2)	77.59	0.143	14:10:51.644
3 -	1:31.975	45.619	***2:17.594*** (1)	***77.67***		***14:13:09.238***
4 -	1:32.728	46.750	2:19.478	76.62	1.884	14:15:28.716
5 -	***1:31.327***	47.890	2:19.217 (3)	76.77	1.623	14:17:47.933

Weather / Track : Bright / Dry

Snetterton 300: 2.9689 miles
Date: 05/09/2026 Start: 14:06 Finish: 14:16

BMCRC - MRO Championships - Rnd 8 @ Snetterton

Open 500 & Rookie 600

RACE 6 - SECTOR ANALYSIS

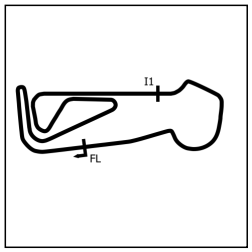

SECTOR 1 = FL to I1, SECTOR 2 = I1 to FL, DIFF = Difference To Personal Best Lap, P = Crossed Finish Line in Pit Lane, D = Time Disallowed

P19 27 2 Richard HAYWARD — Yamaha TZR - BC vehicle repairs/ Merlin Pipes

IDEAL LAP TIME : 2:14.140 BEST LAP TIME : 2:14.140 DIFFERENCE : 0.000

LAP	SECTOR 1	SECTOR 2	LAP TIME		MPH	DIFF	TIME OF DAY
1 -		45.001	2:54.894		61.11	40.754	14:09:00.081
2 -	***1:29.443***	***44.697***	***2:14.140***	**(1)**	***79.67***		***14:11:14.221***
3 -	1:30.738	45.303	2:16.041	**(3)**	78.56	1.901	14:13:30.262
4 -	1:29.932	45.678	2:15.610	**(2)**	78.81	1.470	14:15:45.872
5 -	1:30.078	46.269	2:16.347		78.38	2.207	14:18:02.219

P20 22 2 Rik BALLERINI — Yamaha TZR 250 - SCLS LTD, CAMBRIDGE MC, GECKO RAC

IDEAL LAP TIME : 2:14.784 BEST LAP TIME : 2:14.784 DIFFERENCE : 0.000

LAP	SECTOR 1	SECTOR 2	LAP TIME		MPH	DIFF	TIME OF DAY
1 -		46.366	2:58.817		59.77	44.033	14:09:04.004
2 -	***1:29.751***	***45.033***	***2:14.784***	**(1)**	***79.29***		***14:11:18.788***
3 -	1:30.352	45.040	2:15.392	**(2)**	78.94	0.608	14:13:34.180
4 -	1:31.236	45.506	2:16.742		78.16	1.958	14:15:50.922
5 -	1:30.540	45.772	2:16.312	**(3)**	78.40	1.528	14:18:07.234

P21 11 2 Phil GUILLOU — Yamaha TZ250 -

IDEAL LAP TIME : 2:15.831 BEST LAP TIME : 2:15.831 DIFFERENCE : 0.000

LAP	SECTOR 1	SECTOR 2	LAP TIME		MPH	DIFF	TIME OF DAY
1 -		46.284	2:58.484		59.88	42.653	14:09:03.671
2 -	1:30.591	45.409	2:16.000	**(2)**	78.58	0.169	14:11:19.671
3 -	1:30.579	45.447	2:16.026	**(3)**	78.57	0.195	14:13:35.697
4 -	***1:30.472***	***45.359***	***2:15.831***	**(1)**	***78.68***		***14:15:51.528***
5 -	1:30.891	45.561	2:16.452		78.32	0.621	14:18:07.980

P22 79 4 Peter WOODALL — Honda CB500 - RevdCoin

IDEAL LAP TIME : 2:16.184 BEST LAP TIME : 2:16.354 DIFFERENCE : 0.170

LAP	SECTOR 1	SECTOR 2	LAP TIME		MPH	DIFF	TIME OF DAY
1 -		46.687	3:00.424		59.23	44.070	14:09:05.611
2 -	1:31.046	***45.308***	***2:16.354***	**(1)**	***78.38***		***14:11:21.965***
3 -	***1:30.876***	45.777	2:16.653	**(2)**	78.21	0.299	14:13:38.618
4 -	1:31.333	46.149	2:17.482	**(3)**	77.74	1.128	14:15:56.100
5 -	1:31.432	46.928	2:18.360		77.24	2.006	14:18:14.460

P23 41 4 Euan BAINBOROUGH — Kawasaki NINJA 400 -

IDEAL LAP TIME : 2:17.403 BEST LAP TIME : 2:17.628 DIFFERENCE : 0.225

LAP	SECTOR 1	SECTOR 2	LAP TIME		MPH	DIFF	TIME OF DAY
1 -		46.398	2:59.978		59.38	42.350	14:09:05.165
2 -	1:31.561	***46.067***	***2:17.628***	**(1)**	***77.65***		***14:11:22.793***
3 -	***1:31.336***	46.357	2:17.693	**(2)**	77.62	0.065	14:13:40.486
4 -	1:32.612	46.632	2:19.244	**(3)**	76.75	1.616	14:15:59.730
5 -	1:32.590	46.892	2:19.482		76.62	1.854	14:18:19.212

P24 113 4 Annabelle McCARTHY — Kawasaki NINJA 400 -

IDEAL LAP TIME : 2:17.287 BEST LAP TIME : 2:17.287 DIFFERENCE : 0.000

LAP	SECTOR 1	SECTOR 2	LAP TIME		MPH	DIFF	TIME OF DAY
1 -		46.873	3:00.905		59.08	43.618	14:09:06.092
2 -	***1:31.511***	***45.776***	***2:17.287***	**(1)**	***77.85***		***14:11:23.379***
3 -	1:32.320	46.134	2:18.454	**(2)**	77.19	1.167	14:13:41.833
4 -	1:33.373	47.964	2:21.337		75.62	4.050	14:16:03.170
5 -	1:33.499	46.613	2:20.112	**(3)**	76.28	2.825	14:18:23.282

BMCRC - MRO Championships - Rnd 8 @ Snetterton

Open 500 & Rookie 600

RACE 6 - SECTOR ANALYSIS

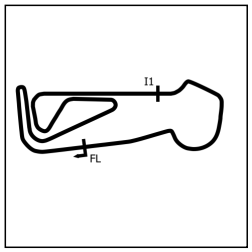

SECTOR 1 = FL to I1, SECTOR 2 = I1 to FL, DIFF = Difference To Personal Best Lap, P = Crossed Finish Line in Pit Lane, D = Time Disallowed

P25 88 2 George PRINOS

Yamaha TZ250 - KAPPA PLANNING LTD

IDEAL LAP TIME : 2:18.693 BEST LAP TIME : 2:19.261 DIFFERENCE : 0.568

LAP	SECTOR 1	SECTOR 2	LAP TIME	MPH	DIFF	TIME OF DAY
1 -		48.074	3:03.762	58.16	44.501	14:09:08.949
2 -	1:32.401	***46.860***	***2:19.261*** **(1)**	***76.74***		***14:11:28.210***
3 -	1:32.914	48.859	2:21.773	75.38	2.512	14:13:49.983
4 -	***1:31.833***	47.581	2:19.414 **(2)**	76.66	0.153	14:16:09.397
5 -	1:32.401	47.095	2:19.496 **(3)**	76.61	0.235	14:18:28.893

P26 67 4 Simon HARVEY

Kawasaki ZX4RR - HCL Car Sales - Dymag

IDEAL LAP TIME : 2:18.936 BEST LAP TIME : 2:19.543 DIFFERENCE : 0.607

LAP	SECTOR 1	SECTOR 2	LAP TIME	MPH	DIFF	TIME OF DAY
1 -		47.593	3:04.167	58.03	44.624	14:09:09.354
2 -	1:33.905	***46.747***	2:20.652	75.98	1.109	14:11:30.006
3 -	1:32.777	47.255	2:20.032 **(2)**	76.32	0.489	14:13:50.038
4 -	1:33.381	47.217	2:20.598 **(3)**	76.01	1.055	14:16:10.636
5 -	***1:32.189***	47.354	***2:19.543*** **(1)**	***76.59***		***14:18:30.179***

P27 125 4 Isabelle WINGATE

Kawasaki NINJA 400 - NPS, Tripz.uk, PermaGroup, ARN Race

IDEAL LAP TIME : 2:18.775 BEST LAP TIME : 2:19.468 DIFFERENCE : 0.693

LAP	SECTOR 1	SECTOR 2	LAP TIME	MPH	DIFF	TIME OF DAY
1 -		48.116	3:06.787	57.22	47.319	14:09:11.974
2 -	1:33.171	47.620	2:20.791	75.91	1.323	14:11:32.765
3 -	1:32.996	***46.619***	2:19.615 **(2)**	76.55	0.147	14:13:52.380
4 -	***1:32.156***	47.312	***2:19.468*** **(1)**	***76.63***		***14:16:11.848***
5 -	1:32.159	47.550	2:19.709 **(3)**	76.50	0.241	14:18:31.557

P28 2 2 Paul TOLAND

Yamaha TZR350 - Kippers keys

IDEAL LAP TIME : 2:21.622 BEST LAP TIME : 2:21.765 DIFFERENCE : 0.143

LAP	SECTOR 1	SECTOR 2	LAP TIME	MPH	DIFF	TIME OF DAY
1 -		48.260	3:03.748	58.16	41.983	14:09:08.935
2 -	1:35.495	47.811	2:23.306	74.58	1.541	14:11:32.241
3 -	1:34.560	***47.205***	***2:21.765*** **(1)**	***75.39***		***14:13:54.006***
4 -	***1:34.417***	47.457	2:21.874 **(2)**	75.33	0.109	14:16:15.880
5 -	1:34.698	47.552	2:22.250 **(3)**	75.13	0.485	14:18:38.130

P29 577 4 Richard BUCKHAM

Kawasaki 400 ZXRR -

IDEAL LAP TIME : BEST LAP TIME : 2:21.890 DIFFERENCE :

LAP	SECTOR 1	SECTOR 2	LAP TIME	MPH	DIFF	TIME OF DAY
1 -			3:05.825	57.51	43.935	14:09:11.012
2 -			2:22.822 **(3)**	74.83	0.932	14:11:33.834
3 -			2:22.001 **(2)**	75.26	0.111	14:13:55.835
4 -			2:23.093	74.69	1.203	14:16:18.928
5 -			***2:21.890*** **(1)**	***75.32***		***14:18:40.818***

P30 82 4 Jack WOLFF

Honda CB500 -

IDEAL LAP TIME : 2:21.533 BEST LAP TIME : 2:21.734 DIFFERENCE : 0.201

LAP	SECTOR 1	SECTOR 2	LAP TIME	MPH	DIFF	TIME OF DAY
1 -		47.790	3:06.903	57.18	45.169	14:09:12.090
2 -	1:34.810	47.967	2:22.777 **(3)**	74.85	1.043	14:11:34.867
3 -	***1:34.047***	47.925	2:21.972 **(2)**	75.28	0.238	14:13:56.839
4 -	1:34.474	48.912	2:23.386	74.54	1.652	14:16:20.225
5 -	1:34.248	***47.486***	***2:21.734*** **(1)**	***75.40***		***14:18:41.959***

BMCRC - MRO Championships - Rnd 8 @ Snetterton

Open 500 & Rookie 600

RACE 6 - SECTOR ANALYSIS

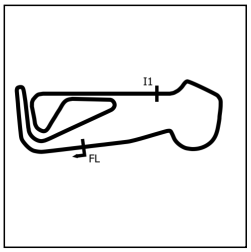

SECTOR 1 = FL to I1, SECTOR 2 = I1 to FL, DIFF = Difference To Personal Best Lap, P = Crossed Finish Line in Pit Lane, D = Time Disallowed

P31 101 4 Augustas GUJIS — Yamaha R3 - Auto gold repairs Ltd, SCmoto

IDEAL LAP TIME : 2:23.760 BEST LAP TIME : 2:24.179 DIFFERENCE : 0.419

LAP	SECTOR 1	SECTOR 2	LAP TIME	MPH	DIFF	TIME OF DAY
1 -		49.321	3:10.586	56.07	46.407	14:09:15.773
2 -	***1:35.211***	48.968	***2:24.179*** **(1)**	***74.13***		***14:11:39.952***
3 -	1:35.698	***48.549***	2:24.247 **(2)**	74.09	0.068	14:14:04.199
4 -	1:36.616	49.200	2:25.816 **(3)**	73.29	1.637	14:16:30.015

P32 390 4 Robert EILBECK — KTM RC 390 -

IDEAL LAP TIME : 2:23.991 BEST LAP TIME : 2:23.991 DIFFERENCE : 0.000

LAP	SECTOR 1	SECTOR 2	LAP TIME	MPH	DIFF	TIME OF DAY
1 -		48.737	3:09.758	56.32	45.767	14:09:14.945
2 -	1:37.315	48.758	2:26.073 **(3)**	73.16	2.082	14:11:41.018
3 -	***1:36.141***	***47.850***	***2:23.991*** **(1)**	***74.22***		***14:14:05.009***
4 -	1:36.422	48.664	2:25.086 **(2)**	73.66	1.095	14:16:30.095

P33 10 2 Hugh BRIGHTON — Yamaha TZR 250 2MA -

IDEAL LAP TIME : 2:31.533 BEST LAP TIME : 2:32.551 DIFFERENCE : 1.018

LAP	SECTOR 1	SECTOR 2	LAP TIME	MPH	DIFF	TIME OF DAY
1 -		***50.951***	3:13.832	55.14	41.281	14:09:19.019
2 -	***1:40.582***	51.969	***2:32.551*** **(1)**	***70.06***		***14:11:51.570***
3 -	1:41.416	51.370	2:32.786 **(2)**	69.95	0.235	14:14:24.356
4 -	1:41.186	51.847	2:33.033 **(3)**	69.84	0.482	14:16:57.389

P34 17 R600 Andrew MORRIS — Honda CBR600RR - House to Home

IDEAL LAP TIME : 2:00.037 BEST LAP TIME : 2:00.432 DIFFERENCE : 0.395

LAP	SECTOR 1	SECTOR 2	LAP TIME	MPH	DIFF	TIME OF DAY
1 -		40.659	2:09.003	82.85	8.571	14:08:14.190
2 -	1:21.267	41.207	2:02.474 **(3)**	87.26	2.042	14:10:16.664
3 -	1:20.483	***39.965***	2:00.448 **(2)**	88.73	0.016	14:12:17.112
4 -	***1:20.072***	40.360	***2:00.432*** **(1)**	***88.74***		***14:14:17.544***
5 -	1:20.987					

P35 36 N Scott ELLIOTT — Triumph STREET TRIPLE - Cine fire tech / sprockets racing

IDEAL LAP TIME : 2:07.203 BEST LAP TIME : 2:07.584 DIFFERENCE : 0.381

LAP	SECTOR 1	SECTOR 2	LAP TIME	MPH	DIFF	TIME OF DAY
1 -		43.070	2:14.630	79.38	7.046	14:08:19.817
2 -	1:25.638	43.440	2:09.078 **(2)**	82.80	1.494	14:10:28.895
3 -	1:24.746	***42.838***	***2:07.584*** **(1)**	***83.77***		***14:12:36.479***
4 -	***1:24.365***					

P36 40 4 Archie ORMROD — Kawasaki ZX4RR - Prestige Flooring

IDEAL LAP TIME : 2:11.458 BEST LAP TIME : DIFFERENCE :

LAP	SECTOR 1	SECTOR 2	LAP TIME	MPH	DIFF	TIME OF DAY
1 -		***43.268***	2:49.688	62.98		14:08:54.875
2 -	***1:28.190***					

P37 28 R600 Daniel BIGGS — Yamaha R6 - Ride Europe

IDEAL LAP TIME : BEST LAP TIME : DIFFERENCE :

LAP	SECTOR 1	SECTOR 2	LAP TIME	MPH	DIFF	TIME OF DAY
1 -						

BMCRC - MRO Championships - Rnd 8 @ Snetterton

Open 500 & Rookie 600

RACE 6 - BEST SECTORS

	SECTOR 1		SECTOR 2	
POS	NO	TIME	NO	TIME
1	17	1:20.072	17	39.965
2	65	1:20.802	282	40.461
3	282	1:21.138	65	41.130
4	207	1:22.025	83	41.363
5	64	1:22.370	207	41.522
6	83	1:22.722	64	41.922
7	85	1:23.602	808	42.213
8	808	1:23.745	16	42.352
9	36	1:24.365	91	42.598
10	91	1:24.590	85	42.639
11	16	1:24.613	36	42.838
12	187	1:25.789	115	42.873
13	1	1:26.110	1	43.026
14	103	1:26.208	40	43.268
15	62	1:26.357	103	43.273
16	115	1:26.453	187	43.285
17	40	1:28.190	62	44.330
18	27	1:29.443	27	44.697
19	22	1:29.751	22	45.033
20	675	1:30.295	79	45.308
21	11	1:30.472	11	45.359
22	75	1:30.751	20	45.614
23	79	1:30.876	113	45.776
24	42	1:30.881	675	45.988
25	20	1:31.327	41	46.067
26	41	1:31.336	75	46.179
27	113	1:31.511	42	46.608
28	88	1:31.833	125	46.619
29	125	1:32.156	67	46.747
30	67	1:32.189	88	46.860
31	82	1:34.047	2	47.205
32	2	1:34.417	82	47.486
33	101	1:35.211	390	47.850
34	390	1:36.141	101	48.549
35	10	1:40.582	10	50.951
36				
37				

IDEAL / BEST COMPARISON

POS	NO	NAME	IDEAL	BEST	DIFF
		PERFECT LAP	2:00.037		
1	17	MORRIS	2:00.037	2:00.432	0.395
2	282	SHINER	2:01.599	2:01.599	0.000
3	65	HALL	2:01.932	2:02.100	0.168
4	207	GRUBER	2:03.547	2:03.547	0.000
5	83	CARR	2:04.085	2:04.403	0.318
6	64	HEMPHILL	2:04.292	2:04.292	0.000
7	808	BICKERTON	2:05.958	2:06.172	0.214
8	85	HINDS	2:06.241	2:06.241	0.000
9	16	KING	2:06.965	2:07.120	0.155
10	91	CHERRY	2:07.188	2:07.589	0.401
11	36	ELLIOTT	2:07.203	2:07.584	0.381
12	187	WHITING	2:09.074	2:09.497	0.423
13	1	SMITH	2:09.136	2:09.626	0.490
14	115	DONKERSLEY	2:09.326	2:09.628	0.302
15	103	FOUNTAIN	2:09.481	2:11.124	1.643
16	62	HARGREAVES	2:10.687	2:11.286	0.599
17	40	ORMROD			
18	27	HAYWARD	2:14.140	2:14.140	0.000
19	22	BALLERINI	2:14.784	2:14.784	0.000
20	11	GUILLOU	2:15.831	2:15.831	0.000
21	79	WOODALL	2:16.184	2:16.354	0.170
22	675	MARCH	2:16.283	2:16.809	0.526
23	75	MAAG	2:16.930	2:16.930	0.000
24	20	AITKEN	2:16.941	2:17.594	0.653
25	113	McCARTHY	2:17.287	2:17.287	0.000
26	41	BAINBOROUGH	2:17.403	2:17.628	0.225
27	42	HEMPHILL	2:17.489	2:17.489	0.000
28	88	PRINOS	2:18.693	2:19.261	0.568
29	125	WINGATE	2:18.775	2:19.468	0.693
30	67	HARVEY	2:18.936	2:19.543	0.607
31	82	WOLFF	2:21.533	2:21.734	0.201
32	2	TOLAND	2:21.622	2:21.765	0.143
33	101	GUJIS	2:23.760	2:24.179	0.419
34	390	EILBECK	2:23.991	2:23.991	0.000
35	10	BRIGHTON	2:31.533	2:32.551	1.018
36	577	BUCKHAM		2:21.890	

Weather / Track : Bright / Dry

Snetterton 300: 2.9689 miles
Date: 05/09/2026 Start: 14:06 Finish: 14:16

Results can be found at www.tsl-timing.com

Printed - 14:20 Saturday, 05 September 2026

BMCRC - MRO Championships - Rnd 8 @ Snetterton

Open 500 & Rookie 600

RACE 6 - STATISTICS

Competitors Started	37
Planned Start	2026-09-05 @ 12:55:00.000
Actual Start	2026-09-05 @ 14:06:05.186
Finish Time	2026-09-05 @ 14:16:24.636
Track Length	2.9689mi.
Total Laps	170
Total Distance Covered	504.7149mi.

Session Fastest Lap History

NO	CL	NAME	LAP TIME	TIME OF DAY	LAP	VEHICLE
65	R600	**Albert HALL**	**2:02.705**	14:10:16.594	2	Yamaha YZF-R6
17	R600	**Andrew MORRIS**	**2:02.474**	14:10:16.664	2	Honda CBR600RR
17	R600	**Andrew MORRIS**	**2:00.448**	14:12:17.112	3	Honda CBR600RR
17	R600	**Andrew MORRIS**	**2:00.432**	14:14:17.544	4	Honda CBR600RR

Session Leader History

NO	CL	NAME	FROM LAP	LAPS LED	DISTANCE	VEHICLE
65	R600	**Albert HALL**	1	2	5.93 miles	Yamaha YZF-R6
17	R600	**Andrew MORRIS**	3	2	5.93 miles	Honda CBR600RR
65	R600	**Albert HALL**	5	1	2.96 miles	Yamaha YZF-R6

Flag History

TYPE	TIME OF DAY
GREEN	14:06:05.186
FINISH	14:16:24.636

Flag Statistics

TYPE	COUNT	TOTAL LAPS	TOTAL TIME
Green	1	5	14:08.028
Red	0	0	0.000
Safety Car	0	0	0.000
FCY	0	0	0.000

BMCRC - MRO Championships - Rnd 8 @ Snetterton

Open 500 & Rookie 600

RACE 6 - STATISTICS

CLASS : R600

16 Starters

Fastest Lap History

NO	NAME	LAP TIME	TIME OF DAY	LAP	VEHICLE
65	**Albert HALL**	**2:02.705**	14:10:16.594	2	Yamaha YZF-R6
17	**Andrew MORRIS**	**2:02.474**	14:10:16.664	2	Honda CBR600RR
17	**Andrew MORRIS**	**2:00.448**	14:12:17.112	3	Honda CBR600RR
17	**Andrew MORRIS**	**2:00.432**	14:14:17.544	4	Honda CBR600RR

Leader History

NO	NAME	FROM LAP	LAPS LED	DISTANCE	VEHICLE
65	**Albert HALL**	1	2	5.93 miles	Yamaha YZF-R6
17	**Andrew MORRIS**	3	2	5.93 miles	Honda CBR600RR
65	**Albert HALL**	5	1	2.96 miles	Yamaha YZF-R6

BMCRC - MRO Championships - Rnd 8 @ Snetterton

Open 500 & Rookie 600

RACE 6 - STATISTICS

CLASS : 2

7 Starters

Fastest Lap History

NO	NAME	LAP TIME	TIME OF DAY	LAP	VEHICLE
1	**Haydon SMITH**	**2:11.068**	14:11:04.957	2	Yamaha TZ 250 3YL
1	**Haydon SMITH**	**2:09.626**	14:13:14.583	3	Yamaha TZ 250 3YL

Leader History

NO	NAME	FROM LAP	LAPS LED	DISTANCE	VEHICLE
1	**Haydon SMITH**	1	5	14.84 miles	Yamaha TZ 250 3YL

BMCRC - MRO Championships - Rnd 8 @ Snetterton

Open 500 & Rookie 600

RACE 6 - STATISTICS

CLASS : 4

13 Starters

Fastest Lap History

NO	NAME	LAP TIME	TIME OF DAY	LAP	VEHICLE
83	**Arnie CARR**	**2:04.719**	14:10:54.760	2	Kawasaki ZX4RR
83	**Arnie CARR**	**2:04.403**	14:15:06.590	4	Kawasaki ZX4RR

Leader History

NO	NAME	FROM LAP	LAPS LED	DISTANCE	VEHICLE
83	**Arnie CARR**	1	5	14.84 miles	Kawasaki ZX4RR

BMCRC - MRO Championships - Rnd 8 @ Snetterton

Open 500 & Rookie 600

RACE 6 - STATISTICS

CLASS : N

1 Starters

Fastest Lap History

NO	NAME	LAP TIME	TIME OF DAY	LAP	VEHICLE
36	**Scott ELLIOTT**	**2:09.078**	14:10:28.895	2	Triumph STREET TRIPLE
36	**Scott ELLIOTT**	**2:07.584**	14:12:36.479	3	Triumph STREET TRIPLE

Leader History

NO	NAME	FROM LAP	LAPS LED	DISTANCE	VEHICLE
36	**Scott ELLIOTT**	1	3	8.90 miles	Triumph STREET TRIPLE

BMCRC - MRO Championships - Rnd 8 @ Snetterton

Open 500 & Rookie 600

RACE 15 - GRID (5 Laps)

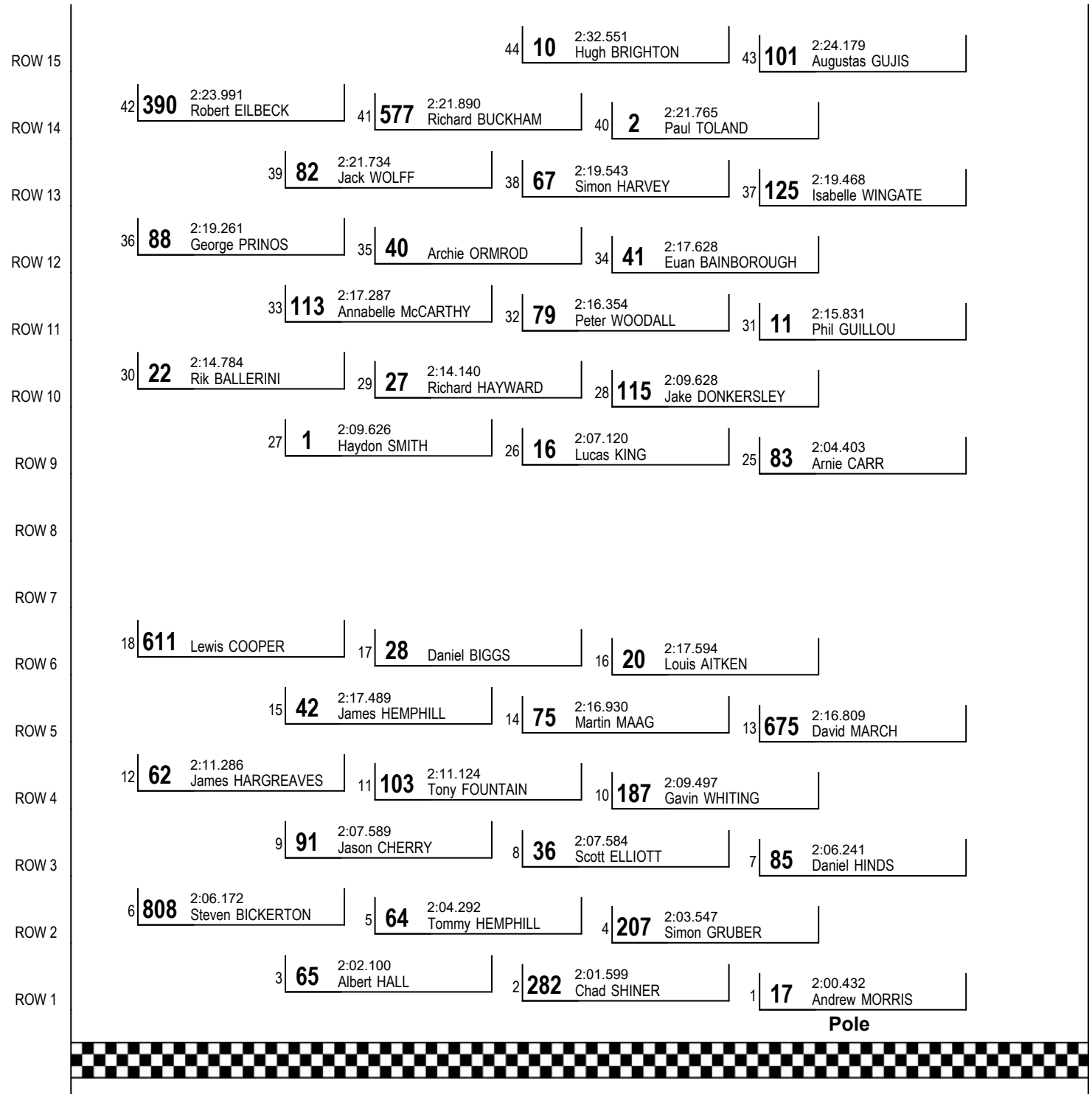

These results are provisional until the conclusion of any judicial and technical matters.

Snetterton 300: 2.9689 miles

Clerk Of Course: Den Grant / Caroline Patterson	Timekeeper: Richard Evans	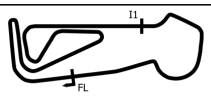

Results can be found at www.tsl-timing.com

Printed - 14:24 Saturday, 05 September 2026

BMCRC - MRO Championships - Rnd 8 @ Snetterton

Open 500 & Rookie 600

RACE 15 - CLASSIFICATION

Race Distance: 5 Laps / 14.84 miles

POS	NO	CL	PIC	NAME	ENTRY	LAPS	TIME	GAP	DIFF	MPH	BEST	ON	GRD	↑↓
1	65	R600	1	Albert HALL	Yamaha YZF-R6 -	5	10:19.599			86.24	2:01.781	5	3	2
2	282	R600	2	Chad SHINER	Yamaha R6 - Privateer	5	10:22.170	2.571	2.571	85.89	2:01.880	4	2	0
3	207	R600	3	Simon GRUBER	Yamaha R6 - Mono Motorcycles	5	10:28.843	9.244	6.673	84.98	2:04.105	3	4	1
4	808	R600	4	Steven BICKERTON	Yamaha R6 -	5	10:33.845	14.246	5.002	84.31	2:04.730	2	6	2
5	64	R600	5	Tommy HEMPHILL	Yamaha R6 - GLE (GandL Environmental)	5	10:34.222	14.623	0.377	84.26	2:04.663	5	5	0
6	17	R600	6	Andrew MORRIS	Honda CBR600RR - House to Home	5	10:34.424	14.825	0.202	84.23	2:05.111	3	1	-5
7	85	R600	7	Daniel HINDS	Suzuki GSXR -	5	10:43.057	23.458	8.633	83.10	2:06.553	4	7	0
8	91	R600	8	Jason CHERRY	Kawasaki ZX6R -	5	10:44.005	24.406	0.948	82.98	2:05.806	5	9	1
9	187	R600	9	Gavin WHITING	Yamaha R6 - WHITING PLUMBING & HEATING	5	10:51.599	32.000	7.594	82.01	2:07.571	4	10	1
10	36	N	1	Scott ELLIOTT	Triumph STREET TRIPLE - Cine fire tech / sprockets racing	5	10:53.248	33.649	1.649	81.80	2:08.551	4	8	-2
11	83	4	1	Arnie CARR	Kawasaki ZX4RR - Dad	5	11:03.494	43.895	10.246	80.54	2:04.114	5	19	8
12	62	R600	10	James HARGREAVES	Yamaha YZF-R6 -	5	11:14.557	54.958	11.063	79.22	2:10.545	4	12	0
13	16	4	2	Lucas KING	Kawasaki ZX4RR - NW racing/ cable house	5	11:17.010	57.411	2.453	78.93	2:07.062	2	20	7
14	115	4	3	Jake DONKERSLEY	Kawasaki ZX4RR -	5	11:23.900	1:04.301	6.890	78.14	2:08.318	3	22	8
15	103	R600	11	Tony FOUNTAIN	Yamaha R6 -	5	11:27.279	1:07.680	3.379	77.75	2:15.722	2	11	-4
16	1	2	1	Haydon SMITH	Yamaha TZ 250 3YL - HI-Precision Engineering Ltd	5	11:28.322	1:08.723	1.043	77.63	2:09.243	3	21	5
17	40	4	4	Archie ORMROD	Kawasaki ZX4RR - Prestige Flooring	5	11:30.445	1:10.846	2.123	77.39	2:10.179	2	29	12
18	28	R600	12	Daniel BIGGS	Yamaha R6 - Ride Europe	5	11:33.274	1:13.675	2.829	77.08	2:16.486	5	17	-1
19	20	R600	13	Louis AITKEN	Yamaha R6 -	5	11:33.279	1:13.680	0.005	77.08	2:16.385	3	16	-3
20	75	R600	14	Martin MAAG	Honda CBR 600RR - Kitchen Design Hub	5	11:33.540	1:13.941	0.261	77.05	2:16.119	4	14	-6
21	675	R600	15	David MARCH	Triumph 675 - DnDHomeSolutions Racing	5	11:34.498	1:14.899	0.958	76.94	2:17.317	3	13	-8
22	42	R600	16	James HEMPHILL	Yamaha R6 -	5	11:41.287	1:21.688	6.789	76.20	2:17.124	2	15	-7
23	22	2	2	Rik BALLERINI	Yamaha TZR 250 - SCLS LTD, CAMBRIDGE MC, GECKO F	5	11:49.273	1:29.674	7.986	75.34	2:14.368	5	24	1
24	27	2	3	Richard HAYWARD	Yamaha TZR - BC vehicle repairs/ Merlin Pipes	5	11:49.310	1:29.711	0.037	75.34	2:13.806	3	23	-1
25	41	4	5	Euan BAINBOROUGH	Kawasaki NINJA 400 -	5	12:12.203	1:52.604	22.893	72.98	2:18.781	3	28	3
26	88	2	4	George PRINOS	Yamaha TZ250 - KAPPA PLANNING LTD	5	12:12.882	1:53.283	0.679	72.91	2:17.209	5	30	4
27	67	4	6	Simon HARVEY	Kawasaki ZX4RR - HCL Car Sales - Dymag	5	12:14.260	1:54.661	1.378	72.78	2:17.990	5	32	5
28	125	4	7	Isabelle WINGATE	Kawasaki NINJA 400 - NPS, Tripz.uk, PermaGroup, ARN Ra	5	12:25.217	2:05.618	10.957	71.71	2:20.030	5	31	3
29	2	2	5	Paul TOLAND	Yamaha TZR350 - Kippers keys	5	12:27.224	2:07.625	2.007	71.51	2:21.077	2	34	5
30	577*	4	8	Richard BUCKHAM	Kawasaki 400 ZXRR -	5	12:36.062	2:16.463	8.838	70.68	2:21.584	5	35	5
31	82	4	9	Jack WOLFF	Honda CB500 -	5	12:37.950	2:18.351	1.888	70.50	2:22.027	5	33	2
32	390	4	10	Robert EILBECK	KTM RC 390 -	4	10:22.244	1 Lap	1 Lap	68.70	2:24.857	2	36	4
33	101	4	11	Augustas GUJIS	Yamaha R3 - Auto gold repairs Ltd, SCmoto	4	10:22.390	1 Lap	0.146	68.69	2:24.105	2	37	4

NOT CLASSIFIED

DNF	113	4		Annabelle McCARTHY	Kawasaki NINJA 400 -	3	7:34.438	2 Laps	1 Lap	70.55	2:18.492	2	27	
DNF	11	2		Phil GUILLOU	Yamaha TZ250 -	0							25	

NOT STARTED

NS	611	R600		Lewis COOPER	Yamaha R6 -								18	
NS	79	4		Peter WOODALL	Honda CB500 - RevdCoin								26	
NS	10	2		Hugh BRIGHTON	Yamaha TZR 250 2MA -								38	

FASTEST LAP

65	R600	Albert HALL	Yamaha YZF-R6 -	5	2:01.781	87.76 mph	141.24 kph	
83	4	Arnie CARR	Kawasaki ZX4RR - Dad	5	2:04.114	86.11 mph	138.58 kph	
36	N	Scott ELLIOTT	Triumph STREET TRIPLE - Cine fire tech / sprockets racing	4	2:08.551	83.14 mph	133.80 kph	

Weather / Track : Cloudy / Dry

These results are provisional until the conclusion of any judicial and technical matters.

Date: 05/09/2026 Start: 17:52 Finish: 18:03

Snetterton 300: 2.9689 miles

Clerk Of Course: Den Grant / Caroline Patterson	Timekeeper: Richard Evans	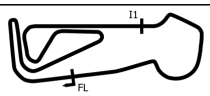

BMCRC - MRO Championships - Rnd 8 @ Snetterton

Open 500 & Rookie 600

RACE 15 - CLASSIFICATION

Race Distance: 5 Laps / 14.84 miles

1	2	**Haydon SMITH**	Yamaha TZ 250 3YL - HI-Precision Engineering Ltd	**3**	2:09.243	82.69 mph	133.08 kph

#577 - STILL NO WORKING TRANSPONDER, PLEASE FIX FOR YOUR NEXT RACE TO BE TIMED.
Class R600 - 92.5% of Race Speed = 79.77 mph
Class N - 92.5% of Race Speed = 75.66 mph
Class 4 - 92.5% of Race Speed = 74.49 mph
Class 2 - 92.5% of Race Speed = 71.80 mph

Weather / Track : Cloudy / Dry
These results are provisional until the conclusion of any judicial and technical matters.

Date: 05/09/2026 Start: 17:52 Finish: 18:03
Snetterton 300: 2.9689 miles

Clerk Of Course: Den Grant / Caroline Patterson	Timekeeper: Richard Evans	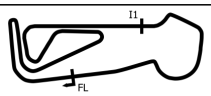

BMCRC - MRO Championships - Rnd 8 @ Snetterton

Open 500 & Rookie 600

RACE 15 - LAP CHART

LAP 1 @ 17:54:56.150

NO	BEHIND	LAP TIME
65		2:09.719
282	0.058	2:09.777
207	1.660	2:11.379
808	2.552	2:12.271
64	2.977	2:12.696
17	3.231	2:12.950
85	5.322	2:15.041
36	5.710	2:15.429
91	7.462	2:17.181
187	8.309	2:18.028
103	9.620	2:19.339
675	12.988	2:22.707
28	14.013	2:23.732
42	15.113	2:24.832
62	15.283	2:25.002
20	16.004	2:25.723
75	16.790	2:26.509
83	31.479	2:41.198
16	33.070	2:42.789
115	36.383	2:46.102
1	36.764	2:46.483
40	37.175	2:46.894
22	41.439	2:51.158
27	41.993	2:51.712
41	45.622	2:55.341
113	47.419	2:57.138
67	49.359	2:59.078
88	49.442	2:59.161
2	49.504	2:59.223
125	50.779	3:00.498
577	55.315	3:05.034
82	55.776	3:05.495
390	57.039	3:06.758
101	57.360	3:07.079

LAP 2 @ 17:56:59.735

NO	BEHIND	LAP TIME
65		2:03.585
282	0.298	2:03.825
207	2.510	2:04.435
808	3.697	2:04.730
64	4.369	2:04.977
17	5.316	2:05.670
85	9.145	2:07.408
36	12.021	2:09.896
91	12.072	2:08.195
187	12.904	2:08.180
103	21.757	2:15.722
62	24.147	2:12.449
675	27.733	2:18.330
42	28.652	2:17.124
20	28.845	2:16.426
28	29.135	2:18.707
75	30.152	2:16.947
83	33.010	2:05.116
16	36.547	2:07.062
115	41.962	2:09.164
1	42.620	2:09.441
40	43.769	2:10.179
22	52.663	2:14.809
27	53.307	2:14.899
41	1:01.782	2:19.745
113	1:02.326	2:18.492
88	1:04.166	2:18.309
67	1:04.893	2:19.119
2	1:06.996	2:21.077
125	1:07.823	2:20.629
577	1:14.566	2:22.836
82	1:15.954	2:23.763
101	1:17.880	2:24.105
390	1:18.311	2:24.857

LAP 3 @ 17:59:02.146

NO	BEHIND	LAP TIME
282		2:02.113
65	0.156	2:02.567
207	4.204	2:04.105
808	7.016	2:05.730
64	7.698	2:05.740
17	8.016	2:05.111
85	14.087	2:07.353
91	16.209	2:06.548
187	18.552	2:08.059
36	19.268	2:09.658
103	36.724	2:17.378
83	37.185	2:06.586
62	37.292	2:15.556
675	42.639	2:17.317
20	42.819	2:16.385
28	43.405	2:16.681
16	43.859	2:09.723
75	45.392	2:17.651
42	45.581	2:19.340
115	47.869	2:08.318
1	49.452	2:09.243
40	51.739	2:10.381
22	1:04.635	2:14.383
27	1:04.702	2:13.806
41	1:18.152	2:18.781
113	1:18.723	2:18.808
88	1:20.542	2:18.787
67	1:21.093	2:18.611
2	1:26.379	2:21.794
125	1:26.814	2:21.402
577	1:35.191	2:23.036
82	1:36.367	2:22.824
101	1:40.674	2:25.205
390	1:40.866	2:24.966

LAP 4 @ 18:01:04.026

NO	BEHIND	LAP TIME
282		2:01.880
65	0.223	2:01.947
207	6.480	2:04.156
808	11.042	2:05.906
17	11.528	2:05.392
64	11.964	2:06.146
85	18.760	2:06.553
91	20.604	2:06.275
187	24.243	2:07.571
36	25.939	2:08.551
83	41.785	2:06.480
62	45.957	2:10.545
16	51.759	2:09.780
103	51.784	2:16.940
115	57.166	2:11.177
675	58.363	2:17.604
20	58.393	2:17.454
28	59.193	2:17.668
1	59.345	2:11.773
75	59.631	2:16.119
40	1:01.459	2:11.600
42	1:04.284	2:20.583
27	1:17.177	2:14.355
22	1:17.310	2:14.555
41	1:35.415	2:19.143
88	1:38.078	2:19.416
67	1:38.675	2:19.462
2	1:47.082	2:22.583
125	1:47.592	2:22.658
577	1:56.883	2:23.572
82	1:58.328	2:23.841

LAP 5 @ 18:03:06.030

NO	BEHIND	LAP TIME
65		2:01.781
282	2.571	2:04.575
390	1 Lap	2:25.663
101	1 Lap	2:26.001
207	9.244	2:04.768
808	14.246	2:05.208
64	14.623	2:04.663
17	14.825	2:05.301
85	23.458	2:06.702
91	24.406	2:05.806
187	32.000	2:09.761
36	33.649	2:09.714
83	43.895	2:04.114
62	54.958	2:11.005
16	57.411	2:07.656
115	1:04.301	2:09.139
103	1:07.680	2:17.900
1	1:08.723	2:11.382
40	1:10.846	2:11.391
28	1:13.675	2:16.486
20	1:13.680	2:17.291
75	1:13.941	2:16.314
675	1:14.899	2:18.540
42	1:21.688	2:19.408
22	1:29.674	2:14.368
27	1:29.711	2:14.538
41	1:52.604	2:19.193
88	1:53.283	2:17.209
67	1:54.661	2:17.990
125	2:05.618	2:20.030
2	2:07.625	2:22.547
577	2:16.463	2:21.584
82	2:18.351	2:22.027

Weather / Track : Cloudy / Dry

Snetterton 300: 2.9689 miles
Date: 05/09/2026 Start: 17:52 Finish: 18:03

Results can be found at www.tsl-timing.com

Printed - 18:06 Saturday, 05 September 2026

BMCRC - MRO Championships - Rnd 8 @ Snetterton

Open 500 & Rookie 600

RACE 15 - POSITION CHART

No	Name	Lap Pos	1	2	3	4	5
17	MORRIS	1	65	65	282	282	65
282	SHINER	2	282	282	65	65	282
65	HALL	3	207	207	207	207	207
207	GRUBER	4	808	808	808	808	808
64	HEMPHILL	5	64	64	64	17	64
808	BICKERTON	6	17	17	17	64	17
85	HINDS	7	85	85	85	85	85
36	ELLIOTT	8	36	36	91	91	91
91	CHERRY	9	91	91	187	187	187
187	WHITING	10	187	187	36	36	36
103	FOUNTAIN	11	103	103	103	83	83
62	HARGREAVES	12	675	62	83	62	62
675	MARCH	13	28	675	62	16	16
75	MAAG	14	42	42	675	103	115
42	HEMPHILL	15	62	20	20	115	103
20	AITKEN	16	20	28	28	675	1
28	BIGGS	17	75	75	16	20	40
611	COOPER	18	83	83	75	28	28
83	CARR	19	16	16	42	1	20
16	KING	20	115	115	115	75	75
1	SMITH	21	1	1	1	40	675
115	DONKERSLEY	22	40	40	40	42	42
27	HAYWARD	23	22	22	22	27	22
22	BALLERINI	24	27	27	27	22	27
11	GUILLOU	25	41	41	41	41	41
79	WOODALL	26	113	113	113	88	88
113	McCARTHY	27	67	88	88	67	67
41	BAINBOROUGH	28	88	67	67	2	125
40	ORMROD	29	2	2	2	125	2
88	PRINOS	30	125	125	125	577	577
125	WINGATE	31	577	577	577	82	82
67	HARVEY	32	82	82	82	390	
82	WOLFF	33	390	101	101	101	
2	TOLAND	34	101	390	390		
577	BUCKHAM	35					
390	EILBECK	36					
101	GUJIS	37					
10	BRIGHTON	38					

Weather / Track : Cloudy / Dry

Snetterton 300: 2.9689 miles
Date: 05/09/2026 Start: 17:52 Finish: 18:03

Results can be found at www.tsl-timing.com

Printed - 18:06 Saturday, 05 September 2026

BMCRC - MRO Championships - Rnd 8 @ Snetterton

Open 500 & Rookie 600

RACE 15 - SECTOR ANALYSIS

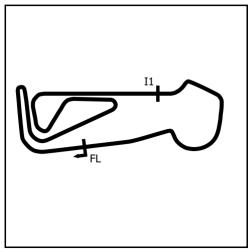

SECTOR 1 = FL to I1, SECTOR 2 = I1 to FL, DIFF = Difference To Personal Best Lap, P = Crossed Finish Line in Pit Lane, D = Time Disallowed

P1 65 R600 Albert HALL — Yamaha YZF-R6 -

IDEAL LAP TIME : 2:00.947 BEST LAP TIME : 2:01.781 DIFFERENCE : 0.834

LAP	SECTOR 1	SECTOR 2	LAP TIME		MPH	DIFF	TIME OF DAY
1 -		41.612	2:09.719		82.39	7.938	17:54:56.150
2 -	1:22.088	41.497	2:03.585		86.48	1.804	17:56:59.735
3 -	1:21.896	40.671	2:02.567	(3)	87.20	0.786	17:59:02.302
4 -	1:21.506	***40.441***	2:01.947	(2)	87.64	0.166	18:01:04.249
5 -	***1:20.506***	41.275	***2:01.781***	(1)	***87.76***		***18:03:06.030***

P2 282 R600 Chad SHINER — Yamaha R6 - Privateer

IDEAL LAP TIME : 2:01.150 BEST LAP TIME : 2:01.880 DIFFERENCE : 0.730

LAP	SECTOR 1	SECTOR 2	LAP TIME		MPH	DIFF	TIME OF DAY
1 -		41.515	2:09.777		82.35	7.897	17:54:56.208
2 -	1:22.842	40.983	2:03.825	(3)	86.31	1.945	17:57:00.033
3 -	1:21.632	40.481	2:02.113	(2)	87.52	0.233	17:59:02.146
4 -	1:21.642	***40.238***	***2:01.880***	(1)	***87.69***		***18:01:04.026***
5 -	***1:20.912***	43.663	2:04.575		85.79	2.695	18:03:08.601

P3 207 R600 Simon GRUBER — Yamaha R6 - Mono Motorcycles

IDEAL LAP TIME : 2:03.706 BEST LAP TIME : 2:04.105 DIFFERENCE : 0.399

LAP	SECTOR 1	SECTOR 2	LAP TIME		MPH	DIFF	TIME OF DAY
1 -		***41.570***	2:11.379		81.35	7.274	17:54:57.810
2 -	1:22.778	41.657	2:04.435	(3)	85.89	0.330	17:57:02.245
3 -	***1:22.136***	41.969	***2:04.105***	(1)	***86.12***		***17:59:06.350***
4 -	1:22.481	41.675	2:04.156	(2)	86.08	0.051	18:01:10.506
5 -	1:22.493	42.275	2:04.768		85.66	0.663	18:03:15.274

P4 808 R600 Steven BICKERTON — Yamaha R6 -

IDEAL LAP TIME : 2:04.684 BEST LAP TIME : 2:04.730 DIFFERENCE : 0.046

LAP	SECTOR 1	SECTOR 2	LAP TIME		MPH	DIFF	TIME OF DAY
1 -		42.838	2:12.271		80.80	7.541	17:54:58.702
2 -	***1:22.657***	42.073	***2:04.730***	(1)	***85.68***		***17:57:03.432***
3 -	1:23.616	42.114	2:05.730	(3)	85.00	1.000	17:59:09.162
4 -	1:23.879	***42.027***	2:05.906		84.88	1.176	18:01:15.068
5 -	1:23.130	42.078	2:05.208	(2)	85.36	0.478	18:03:20.276

P5 64 R600 Tommy HEMPHILL — Yamaha R6 - GLE (GandL Environmental)

IDEAL LAP TIME : 2:04.663 BEST LAP TIME : 2:04.663 DIFFERENCE : 0.000

LAP	SECTOR 1	SECTOR 2	LAP TIME		MPH	DIFF	TIME OF DAY
1 -		42.832	2:12.696		80.54	8.033	17:54:59.127
2 -	1:22.908	42.069	2:04.977	(2)	85.52	0.314	17:57:04.104
3 -	1:23.325	42.415	2:05.740	(3)	85.00	1.077	17:59:09.844
4 -	1:23.845	42.301	2:06.146		84.72	1.483	18:01:15.990
5 -	***1:22.760***	***41.903***	***2:04.663***	(1)	***85.73***		***18:03:20.653***

P6 17 R600 Andrew MORRIS — Honda CBR600RR - House to Home

IDEAL LAP TIME : 2:05.027 BEST LAP TIME : 2:05.111 DIFFERENCE : 0.084

LAP	SECTOR 1	SECTOR 2	LAP TIME		MPH	DIFF	TIME OF DAY
1 -		42.418	2:12.950		80.39	7.839	17:54:59.381
2 -	1:23.804	41.866	2:05.670		85.04	0.559	17:57:05.051
3 -	1:23.385	***41.726***	***2:05.111***	(1)	***85.42***		***17:59:10.162***
4 -	***1:23.301***	42.091	2:05.392	(3)	85.23	0.281	18:01:15.554
5 -	1:23.522	41.779	2:05.301	(2)	85.29	0.190	18:03:20.855

BMCRC - MRO Championships - Rnd 8 @ Snetterton

Open 500 & Rookie 600

RACE 15 - SECTOR ANALYSIS

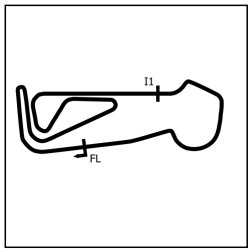

SECTOR 1 = FL to I1, SECTOR 2 = I1 to FL, DIFF = Difference To Personal Best Lap, P = Crossed Finish Line in Pit Lane, D = Time Disallowed

P7 85 R600 Daniel HINDS — Suzuki GSXR -

IDEAL LAP TIME : 2:06.447 BEST LAP TIME : 2:06.553 DIFFERENCE : 0.106

LAP	SECTOR 1	SECTOR 2	LAP TIME	MPH	DIFF	TIME OF DAY
1 -		42.684	2:15.041	79.14	8.488	17:55:01.472
2 -	1:24.825	***42.583***	2:07.408	83.88	0.855	17:57:08.880
3 -	1:24.523	42.830	2:07.353 **(3)**	83.92	0.800	17:59:16.233
4 -	***1:23.864***	42.689	***2:06.553*** **(1)**	***84.45***		***18:01:22.786***
5 -	1:24.108	42.594	2:06.702 **(2)**	84.35	0.149	18:03:29.488

P8 91 R600 Jason CHERRY — Kawasaki ZX6R -

IDEAL LAP TIME : 2:05.806 BEST LAP TIME : 2:05.806 DIFFERENCE : 0.000

LAP	SECTOR 1	SECTOR 2	LAP TIME	MPH	DIFF	TIME OF DAY
1 -		43.673	2:17.181	77.91	11.375	17:55:03.612
2 -	1:24.901	43.294	2:08.195	83.37	2.389	17:57:11.807
3 -	1:23.716	42.832	2:06.548 **(3)**	84.45	0.742	17:59:18.355
4 -	1:23.634	42.641	2:06.275 **(2)**	84.64	0.469	18:01:24.630
5 -	***1:23.211***	***42.595***	***2:05.806*** **(1)**	***84.95***		***18:03:30.436***

P9 187 R600 Gavin WHITING — Yamaha R6 - WHITING PLUMBING & HEATING

IDEAL LAP TIME : 2:07.561 BEST LAP TIME : 2:07.571 DIFFERENCE : 0.010

LAP	SECTOR 1	SECTOR 2	LAP TIME	MPH	DIFF	TIME OF DAY
1 -		43.309	2:18.028	77.43	10.457	17:55:04.459
2 -	1:25.229	42.951	2:08.180 **(3)**	83.38	0.609	17:57:12.639
3 -	1:25.225	***42.834***	2:08.059 **(2)**	83.46	0.488	17:59:20.698
4 -	***1:24.727***	42.844	***2:07.571*** **(1)**	***83.78***		***18:01:28.269***
5 -	1:26.572	43.189	2:09.761	82.36	2.190	18:03:38.030

P10 36 N Scott ELLIOTT — Triumph STREET TRIPLE - Cine fire tech / sprockets racing

IDEAL LAP TIME : 2:08.313 BEST LAP TIME : 2:08.551 DIFFERENCE : 0.238

LAP	SECTOR 1	SECTOR 2	LAP TIME	MPH	DIFF	TIME OF DAY
1 -		43.427	2:15.429	78.91	6.878	17:55:01.860
2 -	1:26.264	43.632	2:09.896	82.28	1.345	17:57:11.756
3 -	1:26.344	***43.314***	2:09.658 **(2)**	82.43	1.107	17:59:21.414
4 -	***1:24.999***	43.552	***2:08.551*** **(1)**	***83.14***		***18:01:29.965***
5 -	1:26.147	43.567	2:09.714 **(3)**	82.39	1.163	18:03:39.679

P11 83 4 Arnie CARR — Kawasaki ZX4RR - Dad

IDEAL LAP TIME : 2:04.114 BEST LAP TIME : 2:04.114 DIFFERENCE : 0.000

LAP	SECTOR 1	SECTOR 2	LAP TIME	MPH	DIFF	TIME OF DAY
1 -		41.572	2:41.198	66.30	37.084	17:55:27.629
2 -	1:23.817	41.299	2:05.116 **(2)**	85.42	1.002	17:57:32.745
3 -	1:25.203	41.383	2:06.586	84.43	2.472	17:59:39.331
4 -	1:24.870	41.610	2:06.480 **(3)**	84.50	2.366	18:01:45.811
5 -	***1:23.215***	***40.899***	***2:04.114*** **(1)**	***86.11***		***18:03:49.925***

P12 62 R600 James HARGREAVES — Yamaha YZF-R6 -

IDEAL LAP TIME : 2:10.069 BEST LAP TIME : 2:10.545 DIFFERENCE : 0.476

LAP	SECTOR 1	SECTOR 2	LAP TIME	MPH	DIFF	TIME OF DAY
1 -		46.453	2:25.002	73.70	14.457	17:55:11.433
2 -	1:29.083	***43.366***	2:12.449 **(3)**	80.69	1.904	17:57:23.882
3 -	1:29.417	46.139	2:15.556	78.84	5.011	17:59:39.438
4 -	***1:26.703***	43.842	***2:10.545*** **(1)**	***81.87***		***18:01:49.983***
5 -	1:27.020	43.985	2:11.005 **(2)**	81.58	0.460	18:04:00.988

Weather / Track : Cloudy / Dry

Snetterton 300: 2.9689 miles
Date: 05/09/2026 Start: 17:52 Finish: 18:03

BMCRC - MRO Championships - Rnd 8 @ Snetterton

Open 500 & Rookie 600

RACE 15 - SECTOR ANALYSIS

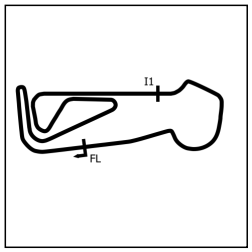

SECTOR 1 = FL to I1, SECTOR 2 = I1 to FL, DIFF = Difference To Personal Best Lap, P = Crossed Finish Line in Pit Lane, D = Time Disallowed

P13 16 4 Lucas KING

Kawasaki ZX4RR - NW racing/ cable house

IDEAL LAP TIME : 2:07.062 BEST LAP TIME : 2:07.062 DIFFERENCE : 0.000

LAP	SECTOR 1	SECTOR 2	LAP TIME		MPH	DIFF	TIME OF DAY
1 -		42.615	2:42.789		65.65	35.727	17:55:29.220
2 -	***1:24.739***	***42.323***	***2:07.062***	***(1)***	***84.11***		***17:57:36.282***
3 -	1:25.092	44.631	2:09.723	**(3)**	82.39	2.661	17:59:46.005
4 -	1:26.390	43.390	2:09.780		82.35	2.718	18:01:55.785
5 -	1:24.954	42.702	2:07.656	**(2)**	83.72	0.594	18:04:03.441

P14 115 4 Jake DONKERSLEY

Kawasaki ZX4RR -

IDEAL LAP TIME : 2:08.318 BEST LAP TIME : 2:08.318 DIFFERENCE : 0.000

LAP	SECTOR 1	SECTOR 2	LAP TIME		MPH	DIFF	TIME OF DAY
1 -		42.951	2:46.102		64.34	37.784	17:55:32.533
2 -	1:26.343	42.821	2:09.164	**(3)**	82.74	0.846	17:57:41.697
3 -	***1:25.871***	***42.447***	***2:08.318***	***(1)***	***83.29***		***17:59:50.015***
4 -	1:26.964	44.213	2:11.177		81.47	2.859	18:02:01.192
5 -	1:26.169	42.970	2:09.139	**(2)**	82.76	0.821	18:04:10.331

P15 103 R600 Tony FOUNTAIN

Yamaha R6 -

IDEAL LAP TIME : 2:14.435 BEST LAP TIME : 2:15.722 DIFFERENCE : 1.287

LAP	SECTOR 1	SECTOR 2	LAP TIME		MPH	DIFF	TIME OF DAY
1 -		***44.824***	2:19.339		76.70	3.617	17:55:05.770
2 -	***1:29.611***	46.111	***2:15.722***	***(1)***	***78.74***		***17:57:21.492***
3 -	1:31.601	45.777	2:17.378	**(3)**	77.80	1.656	17:59:38.870
4 -	1:30.970	45.970	2:16.940	**(2)**	78.04	1.218	18:01:55.810
5 -	1:31.736	46.164	2:17.900		77.50	2.178	18:04:13.710

P16 1 2 Haydon SMITH

Yamaha TZ 250 3YL - HI-Precision Engineering Ltd

IDEAL LAP TIME : 2:08.979 BEST LAP TIME : 2:09.243 DIFFERENCE : 0.264

LAP	SECTOR 1	SECTOR 2	LAP TIME		MPH	DIFF	TIME OF DAY
1 -		***42.781***	2:46.483		64.19	37.240	17:55:32.914
2 -	1:26.384	43.057	2:09.441	**(2)**	82.57	0.198	17:57:42.355
3 -	***1:26.198***	43.045	***2:09.243***	***(1)***	***82.69***		***17:59:51.598***
4 -	1:27.813	43.960	2:11.773		81.10	2.530	18:02:03.371
5 -	1:28.205	43.177	2:11.382	**(3)**	81.35	2.139	18:04:14.753

P17 40 4 Archie ORMROD

Kawasaki ZX4RR - Prestige Flooring

IDEAL LAP TIME : 2:09.835 BEST LAP TIME : 2:10.179 DIFFERENCE : 0.344

LAP	SECTOR 1	SECTOR 2	LAP TIME		MPH	DIFF	TIME OF DAY
1 -		***42.977***	2:46.894		64.04	36.715	17:55:33.325
2 -	1:26.904	43.275	***2:10.179***	***(1)***	***82.10***		***17:57:43.504***
3 -	***1:26.858***	43.523	2:10.381	**(2)**	81.97	0.202	17:59:53.885
4 -	1:27.157	44.443	2:11.600		81.21	1.421	18:02:05.485
5 -	1:27.834	43.557	2:11.391	**(3)**	81.34	1.212	18:04:16.876

P18 28 R600 Daniel BIGGS

Yamaha R6 - Ride Europe

IDEAL LAP TIME : 2:15.103 BEST LAP TIME : 2:16.486 DIFFERENCE : 1.383

LAP	SECTOR 1	SECTOR 2	LAP TIME		MPH	DIFF	TIME OF DAY
1 -		45.380	2:23.732		74.36	7.246	17:55:10.163
2 -	***1:30.344***	48.363	2:18.707		77.05	2.221	17:57:28.870
3 -	1:31.189	45.492	2:16.681	**(2)**	78.19	0.195	17:59:45.551
4 -	1:31.715	45.953	2:17.668	**(3)**	77.63	1.182	18:02:03.219
5 -	1:31.727	***44.759***	***2:16.486***	***(1)***	***78.30***		***18:04:19.705***

Weather / Track : Cloudy / Dry

Snetterton 300: 2.9689 miles
Date: 05/09/2026 Start: 17:52 Finish: 18:03

BMCRC - MRO Championships - Rnd 8 @ Snetterton

Open 500 & Rookie 600

RACE 15 - SECTOR ANALYSIS

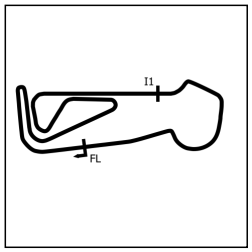

SECTOR 1 = FL to I1, SECTOR 2 = I1 to FL, DIFF = Difference To Personal Best Lap, P = Crossed Finish Line in Pit Lane, D = Time Disallowed

P19 20 R600 Louis AITKEN

Yamaha R6 -

IDEAL LAP TIME : 2:15.824 BEST LAP TIME : 2:16.385 DIFFERENCE : 0.561

LAP	SECTOR 1	SECTOR 2	LAP TIME	MPH	DIFF	TIME OF DAY
1 -		45.497	2:25.723	73.34	9.338	17:55:12.154
2 -	***1:30.716***	45.710	2:16.426 **(2)**	78.34	0.041	17:57:28.580
3 -	1:31.277	***45.108***	***2:16.385*** **(1)**	***78.36***		***17:59:44.965***
4 -	1:31.237	46.217	2:17.454	77.75	1.069	18:02:02.419
5 -	1:31.634	45.657	2:17.291 **(3)**	77.84	0.906	18:04:19.710

P20 75 R600 Martin MAAG

Honda CBR 600RR - Kitchen Design Hub

IDEAL LAP TIME : 2:15.934 BEST LAP TIME : 2:16.119 DIFFERENCE : 0.185

LAP	SECTOR 1	SECTOR 2	LAP TIME	MPH	DIFF	TIME OF DAY
1 -		45.946	2:26.509	72.95	10.390	17:55:12.940
2 -	1:31.038	***45.909***	2:16.947 **(3)**	78.04	0.828	17:57:29.887
3 -	1:30.934	46.717	2:17.651	77.64	1.532	17:59:47.538
4 -	***1:30.025***	46.094	***2:16.119*** **(1)**	***78.52***		***18:02:03.657***
5 -	1:30.267	46.047	2:16.314 **(2)**	78.40	0.195	18:04:19.971

P21 675 R600 David MARCH

Triumph 675 - DnDHomeSolutions Racing

IDEAL LAP TIME : 2:16.678 BEST LAP TIME : 2:17.317 DIFFERENCE : 0.639

LAP	SECTOR 1	SECTOR 2	LAP TIME	MPH	DIFF	TIME OF DAY
1 -		***45.850***	2:22.707	74.89	5.390	17:55:09.138
2 -	1:31.461	46.869	2:18.330 **(3)**	77.26	1.013	17:57:27.468
3 -	1:31.346	45.971	***2:17.317*** **(1)**	***77.83***		***17:59:44.785***
4 -	***1:30.828***	46.776	2:17.604 **(2)**	77.67	0.287	18:02:02.389
5 -	1:32.670	45.870	2:18.540	77.14	1.223	18:04:20.929

P22 42 R600 James HEMPHILL

Yamaha R6 -

IDEAL LAP TIME : 2:17.103 BEST LAP TIME : 2:17.124 DIFFERENCE : 0.021

LAP	SECTOR 1	SECTOR 2	LAP TIME	MPH	DIFF	TIME OF DAY
1 -		***46.629***	2:24.832	73.79	7.708	17:55:11.263
2 -	***1:30.474***	46.650	***2:17.124*** **(1)**	***77.94***		***17:57:28.387***
3 -	1:31.926	47.414	2:19.340 **(2)**	76.70	2.216	17:59:47.727
4 -	1:32.606	47.977	2:20.583	76.02	3.459	18:02:08.310
5 -	1:31.999	47.409	2:19.408 **(3)**	76.66	2.284	18:04:27.718

P23 22 2 Rik BALLERINI

Yamaha TZR 250 - SCLS LTD, CAMBRIDGE MC, GECKO RAC

IDEAL LAP TIME : 2:14.170 BEST LAP TIME : 2:14.368 DIFFERENCE : 0.198

LAP	SECTOR 1	SECTOR 2	LAP TIME	MPH	DIFF	TIME OF DAY
1 -		44.819	2:51.158	62.44	36.790	17:55:37.589
2 -	1:30.192	44.617	2:14.809	79.28	0.441	17:57:52.398
3 -	1:29.913	***44.470***	2:14.383 **(2)**	79.53	0.015	18:00:06.781
4 -	1:29.894	44.661	2:14.555 **(3)**	79.43	0.187	18:02:21.336
5 -	***1:29.700***	44.668	***2:14.368*** **(1)**	***79.54***		***18:04:35.704***

P24 27 2 Richard HAYWARD

Yamaha TZR - BC vehicle repairs/ Merlin Pipes

IDEAL LAP TIME : 2:13.806 BEST LAP TIME : 2:13.806 DIFFERENCE : 0.000

LAP	SECTOR 1	SECTOR 2	LAP TIME	MPH	DIFF	TIME OF DAY
1 -		45.335	2:51.712	62.24	37.906	17:55:38.143
2 -	1:30.043	44.856	2:14.899	79.23	1.093	17:57:53.042
3 -	***1:29.415***	***44.391***	***2:13.806*** **(1)**	***79.87***		***18:00:06.848***
4 -	1:29.763	44.592	2:14.355 **(2)**	79.55	0.549	18:02:21.203
5 -	1:29.936	44.602	2:14.538 **(3)**	79.44	0.732	18:04:35.741

Weather / Track : Cloudy / Dry

Snetterton 300: 2.9689 miles
Date: 05/09/2026 Start: 17:52 Finish: 18:03

BMCRC - MRO Championships - Rnd 8 @ Snetterton

Open 500 & Rookie 600

RACE 15 - SECTOR ANALYSIS

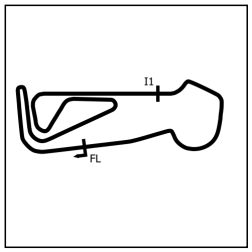

SECTOR 1 = FL to I1, SECTOR 2 = I1 to FL, DIFF = Difference To Personal Best Lap, P = Crossed Finish Line in Pit Lane, D = Time Disallowed

P25 41 4 Euan BAINBOROUGH — Kawasaki NINJA 400 -

IDEAL LAP TIME : 2:18.680 BEST LAP TIME : 2:18.781 DIFFERENCE : 0.101

LAP	SECTOR 1	SECTOR 2	LAP TIME		MPH	DIFF	TIME OF DAY
1 -		46.478	2:55.341		60.95	36.560	17:55:41.772
2 -	1:33.138	46.607	2:19.745		76.48	0.964	17:58:01.517
3 -	1:32.625	***46.156***	***2:18.781***	**(1)**	***77.01***		***18:00:20.298***
4 -	***1:32.524***	46.619	2:19.143	**(2)**	76.81	0.362	18:02:39.441
5 -	1:32.993	46.200	2:19.193	**(3)**	76.78	0.412	18:04:58.634

P26 88 2 George PRINOS — Yamaha TZ250 - KAPPA PLANNING LTD

IDEAL LAP TIME : 2:17.209 BEST LAP TIME : 2:17.209 DIFFERENCE : 0.000

LAP	SECTOR 1	SECTOR 2	LAP TIME		MPH	DIFF	TIME OF DAY
1 -		47.882	2:59.161		59.65	41.952	17:55:45.592
2 -	1:32.124	46.185	2:18.309	**(2)**	77.27	1.100	17:58:03.901
3 -	1:32.232	46.555	2:18.787	**(3)**	77.01	1.578	18:00:22.688
4 -	1:33.110	46.306	2:19.416		76.66	2.207	18:02:42.104
5 -	***1:31.248***	***45.961***	***2:17.209***	**(1)**	***77.89***		***18:04:59.313***

P27 67 4 Simon HARVEY — Kawasaki ZX4RR - HCL Car Sales - Dymag

IDEAL LAP TIME : 2:17.961 BEST LAP TIME : 2:17.990 DIFFERENCE : 0.029

LAP	SECTOR 1	SECTOR 2	LAP TIME		MPH	DIFF	TIME OF DAY
1 -		46.978	2:59.078		59.68	41.088	17:55:45.509
2 -	***1:31.786***	47.333	2:19.119	**(3)**	76.82	1.129	17:58:04.628
3 -	1:32.119	46.492	2:18.611	**(2)**	77.10	0.621	18:00:23.239
4 -	1:33.241	46.221	2:19.462		76.63	1.472	18:02:42.701
5 -	1:31.815	***46.175***	***2:17.990***	**(1)**	***77.45***		***18:05:00.691***

P28 125 4 Isabelle WINGATE — Kawasaki NINJA 400 - NPS, Tripz.uk, PermaGroup, ARN Race

IDEAL LAP TIME : 2:20.030 BEST LAP TIME : 2:20.030 DIFFERENCE : 0.000

LAP	SECTOR 1	SECTOR 2	LAP TIME		MPH	DIFF	TIME OF DAY
1 -		46.691	3:00.498		59.21	40.468	17:55:46.929
2 -	1:33.786	46.843	2:20.629	**(2)**	76.00	0.599	17:58:07.558
3 -	1:33.865	47.537	2:21.402	**(3)**	75.58	1.372	18:00:28.960
4 -	1:34.977	47.681	2:22.658		74.92	2.628	18:02:51.618
5 -	***1:33.605***	***46.425***	***2:20.030***	**(1)**	***76.32***		***18:05:11.648***

P29 2 2 Paul TOLAND — Yamaha TZR350 - Kippers keys

IDEAL LAP TIME : 2:20.888 BEST LAP TIME : 2:21.077 DIFFERENCE : 0.189

LAP	SECTOR 1	SECTOR 2	LAP TIME		MPH	DIFF	TIME OF DAY
1 -		47.175	2:59.223		59.63	38.146	17:55:45.654
2 -	1:34.387	***46.690***	***2:21.077***	**(1)**	***75.76***		***17:58:06.731***
3 -	***1:34.198***	47.596	2:21.794	**(2)**	75.37	0.717	18:00:28.525
4 -	1:34.954	47.629	2:22.583		74.96	1.506	18:02:51.108
5 -	1:35.190	47.357	2:22.547	**(3)**	74.97	1.470	18:05:13.655

P30 577 4 Richard BUCKHAM — Kawasaki 400 ZXRR -

IDEAL LAP TIME : BEST LAP TIME : 2:21.584 DIFFERENCE :

LAP	SECTOR 1	SECTOR 2	LAP TIME		MPH	DIFF	TIME OF DAY
1 -			3:05.034		57.76	43.450	17:55:51.465
2 -			2:22.836	**(2)**	74.82	1.252	17:58:14.301
3 -			2:23.036	**(3)**	74.72	1.452	18:00:37.337
4 -			2:23.572		74.44	1.988	18:03:00.909
5 -			***2:21.584***	**(1)**	***75.48***		***18:05:22.493***

BMCRC - MRO Championships - Rnd 8 @ Snetterton

Open 500 & Rookie 600

RACE 15 - SECTOR ANALYSIS

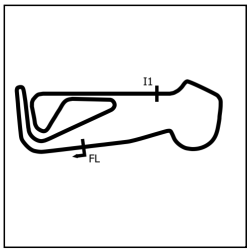

SECTOR 1 = FL to I1, SECTOR 2 = I1 to FL, DIFF = Difference To Personal Best Lap, P = Crossed Finish Line in Pit Lane, D = Time Disallowed

P31 82 4 Jack WOLFF Honda CB500 -

IDEAL LAP TIME : 2:22.027 BEST LAP TIME : 2:22.027 DIFFERENCE : 0.000

LAP	SECTOR 1	SECTOR 2	LAP TIME		MPH	DIFF	TIME OF DAY
1 -		49.447	3:05.495		57.61	43.468	17:55:51.926
2 -	1:36.014	47.749	2:23.763	(3)	74.34	1.736	17:58:15.689
3 -	1:34.666	48.158	2:22.824	(2)	74.83	0.797	18:00:38.513
4 -	1:35.428	48.413	2:23.841		74.30	1.814	18:03:02.354
5 -	***1:34.469***	***47.558***	***2:22.027***	**(1)**	***75.25***		***18:05:24.381***

P32 390 4 Robert EILBECK KTM RC 390 -

IDEAL LAP TIME : 2:24.687 BEST LAP TIME : 2:24.857 DIFFERENCE : 0.170

LAP	SECTOR 1	SECTOR 2	LAP TIME		MPH	DIFF	TIME OF DAY
1 -		49.112	3:06.758		57.22	41.901	17:55:53.189
2 -	1:36.690	***48.167***	***2:24.857***	**(1)**	***73.78***		***17:58:18.046***
3 -	1:36.535	48.431	2:24.966	(2)	73.72	0.109	18:00:43.012
4 -	***1:36.520***	49.143	2:25.663	(3)	73.37	0.806	18:03:08.675

P33 101 4 Augustas GUJIS Yamaha R3 - Auto gold repairs Ltd, SCmoto

IDEAL LAP TIME : 2:24.105 BEST LAP TIME : 2:24.105 DIFFERENCE : 0.000

LAP	SECTOR 1	SECTOR 2	LAP TIME		MPH	DIFF	TIME OF DAY
1 -		50.693	3:07.079		57.13	42.974	17:55:53.510
2 -	***1:36.160***	***47.945***	***2:24.105***	**(1)**	***74.16***		***17:58:17.615***
3 -	1:36.556	48.649	2:25.205	(2)	73.60	1.100	18:00:42.820
4 -	1:36.654	49.347	2:26.001	(3)	73.20	1.896	18:03:08.821

P34 113 4 Annabelle McCARTHY Kawasaki NINJA 400 -

IDEAL LAP TIME : 2:18.246 BEST LAP TIME : 2:18.492 DIFFERENCE : 0.246

LAP	SECTOR 1	SECTOR 2	LAP TIME		MPH	DIFF	TIME OF DAY
1 -		46.251	2:57.138		60.33	38.646	17:55:43.569
2 -	1:32.677	***45.815***	***2:18.492***	**(1)**	***77.17***		***17:58:02.061***
3 -	***1:32.431***	46.377	2:18.808	(2)	76.99	0.316	18:00:20.869

P35 11 2 Phil GUILLOU Yamaha TZ250 -

IDEAL LAP TIME : BEST LAP TIME : DIFFERENCE :

LAP	SECTOR 1	SECTOR 2	LAP TIME	MPH	DIFF	TIME OF DAY
1 -						

BMCRC - MRO Championships - Rnd 8 @ Snetterton

Open 500 & Rookie 600

RACE 15 - BEST SECTORS

	SECTOR 1		SECTOR 2	
POS	NO	TIME	NO	TIME
1	65	1:20.506	282	40.238
2	282	1:20.912	65	40.441
3	207	1:22.136	83	40.899
4	808	1:22.657	207	41.570
5	64	1:22.760	17	41.726
6	91	1:23.211	64	41.903
7	83	1:23.215	808	42.027
8	17	1:23.301	16	42.323
9	85	1:23.864	115	42.447
10	187	1:24.727	85	42.583
11	16	1:24.739	91	42.595
12	36	1:24.999	1	42.781
13	115	1:25.871	187	42.834
14	1	1:26.198	40	42.977
15	62	1:26.703	36	43.314
16	40	1:26.858	62	43.366
17	27	1:29.415	27	44.391
18	103	1:29.611	22	44.470
19	22	1:29.700	28	44.759
20	75	1:30.025	103	44.824
21	28	1:30.344	20	45.108
22	42	1:30.474	113	45.815
23	20	1:30.716	675	45.850
24	675	1:30.828	75	45.909
25	88	1:31.248	88	45.961
26	67	1:31.786	41	46.156
27	113	1:32.431	67	46.175
28	41	1:32.524	125	46.425
29	125	1:33.605	42	46.629
30	2	1:34.198	2	46.690
31	82	1:34.469	82	47.558
32	101	1:36.160	101	47.945
33	390	1:36.520	390	48.167
34				
35				

IDEAL / BEST COMPARISON

PERFECT LAP	2:00.744		

POS	NO	NAME	IDEAL	BEST	DIFF
1	65	HALL	2:00.947	2:01.781	0.834
2	282	SHINER	2:01.150	2:01.880	0.730
3	207	GRUBER	2:03.706	2:04.105	0.399
4	83	CARR	2:04.114	2:04.114	0.000
5	64	HEMPHILL	2:04.663	2:04.663	0.000
6	808	BICKERTON	2:04.684	2:04.730	0.046
7	17	MORRIS	2:05.027	2:05.111	0.084
8	91	CHERRY	2:05.806	2:05.806	0.000
9	85	HINDS	2:06.447	2:06.553	0.106
10	16	KING	2:07.062	2:07.062	0.000
11	187	WHITING	2:07.561	2:07.571	0.010
12	36	ELLIOTT	2:08.313	2:08.551	0.238
13	115	DONKERSLEY	2:08.318	2:08.318	0.000
14	1	SMITH	2:08.979	2:09.243	0.264
15	40	ORMROD	2:09.835	2:10.179	0.344
16	62	HARGREAVES	2:10.069	2:10.545	0.476
17	27	HAYWARD	2:13.806	2:13.806	0.000
18	22	BALLERINI	2:14.170	2:14.368	0.198
19	103	FOUNTAIN	2:14.435	2:15.722	1.287
20	28	BIGGS	2:15.103	2:16.486	1.383
21	20	AITKEN	2:15.824	2:16.385	0.561
22	75	MAAG	2:15.934	2:16.119	0.185
23	675	MARCH	2:16.678	2:17.317	0.639
24	42	HEMPHILL	2:17.103	2:17.124	0.021
25	88	PRINOS	2:17.209	2:17.209	0.000
26	67	HARVEY	2:17.961	2:17.990	0.029
27	113	McCARTHY	2:18.246	2:18.492	0.246
28	41	BAINBOROUGH	2:18.680	2:18.781	0.101
29	125	WINGATE	2:20.030	2:20.030	0.000
30	2	TOLAND	2:20.888	2:21.077	0.189
31	82	WOLFF	2:22.027	2:22.027	0.000
32	101	GUJIS	2:24.105	2:24.105	0.000
33	390	EILBECK	2:24.687	2:24.857	0.170
34	577	BUCKHAM		2:21.584	

Weather / Track : Cloudy / Dry

Snetterton 300: 2.9689 miles
Date: 05/09/2026 Start: 17:52 Finish: 18:03

Results can be found at www.tsl-timing.com

Printed - 18:06 Saturday, 05 September 2026

BMCRC - MRO Championships - Rnd 8 @ Snetterton

Open 500 & Rookie 600

RACE 15 - STATISTICS

Competitors Started	35
Planned Start	2026-09-05 @ 16:30:00.000
Actual Start	2026-09-05 @ 17:52:46.430
Finish Time	2026-09-05 @ 18:03:06.029
Track Length	2.9689mi.
Total Laps	166
Total Distance Covered	492.8393mi.

Session Fastest Lap History

NO	CL	NAME	LAP TIME	TIME OF DAY	LAP	VEHICLE
65	R600	**Albert HALL**	**2:03.585**	17:56:59.735	2	Yamaha YZF-R6
282	R600	**Chad SHINER**	**2:02.113**	17:59:02.146	3	Yamaha R6
282	R600	**Chad SHINER**	**2:01.880**	18:01:04.026	4	Yamaha R6
65	R600	**Albert HALL**	**2:01.781**	18:03:06.030	5	Yamaha YZF-R6

Session Leader History

NO	CL	NAME	FROM LAP	LAPS LED	DISTANCE	VEHICLE
65	R600	**Albert HALL**	1	2	5.93 miles	Yamaha YZF-R6
282	R600	**Chad SHINER**	3	2	5.93 miles	Yamaha R6
65	R600	**Albert HALL**	5	1	2.96 miles	Yamaha YZF-R6

Flag History

TYPE	TIME OF DAY
GREEN	17:52:46.430
FINISH	18:03:06.029

Flag Statistics

TYPE	COUNT	TOTAL LAPS	TOTAL TIME
Green	1	5	12:46.546
Red	0	0	0.000
Safety Car	0	0	0.000
FCY	0	0	0.000

BMCRC - MRO Championships - Rnd 8 @ Snetterton

Open 500 & Rookie 600

RACE 15 - STATISTICS

CLASS : 2

6 Starters

Fastest Lap History

NO	NAME	LAP TIME	TIME OF DAY	LAP	VEHICLE
1	**Haydon SMITH**	**2:09.441**	17:57:42.355	2	Yamaha TZ 250 3YL
1	**Haydon SMITH**	**2:09.243**	17:59:51.598	3	Yamaha TZ 250 3YL

Leader History

NO	NAME	FROM LAP	LAPS LED	DISTANCE	VEHICLE
1	**Haydon SMITH**	1	5	14.84 miles	Yamaha TZ 250 3YL

BMCRC - MRO Championships - Rnd 8 @ Snetterton

Open 500 & Rookie 600

RACE 15 - STATISTICS

CLASS : 4

12 Starters

Fastest Lap History

NO	NAME	LAP TIME	TIME OF DAY	LAP	VEHICLE
83	**Arnie CARR**	**2:05.116**	17:57:32.745	2	Kawasaki ZX4RR
83	**Arnie CARR**	**2:04.114**	18:03:49.925	5	Kawasaki ZX4RR

Leader History

NO	NAME	FROM LAP	LAPS LED	DISTANCE	VEHICLE
83	**Arnie CARR**	1	5	14.84 miles	Kawasaki ZX4RR

BMCRC - MRO Championships - Rnd 8 @ Snetterton

Open 500 & Rookie 600

RACE 15 - STATISTICS

CLASS : R600

16 Starters

Fastest Lap History

NO	NAME	LAP TIME	TIME OF DAY	LAP	VEHICLE
65	**Albert HALL**	**2:03.585**	17:56:59.735	2	Yamaha YZF-R6
282	**Chad SHINER**	**2:02.113**	17:59:02.146	3	Yamaha R6
282	**Chad SHINER**	**2:01.880**	18:01:04.026	4	Yamaha R6
65	**Albert HALL**	**2:01.781**	18:03:06.030	5	Yamaha YZF-R6

Leader History

NO	NAME	FROM LAP	LAPS LED	DISTANCE	VEHICLE
65	**Albert HALL**	1	2	5.93 miles	Yamaha YZF-R6
282	**Chad SHINER**	3	2	5.93 miles	Yamaha R6
65	**Albert HALL**	5	1	2.96 miles	Yamaha YZF-R6

BMCRC - MRO Championships - Rnd 8 @ Snetterton

Open 500 & Rookie 600

RACE 15 - STATISTICS

CLASS : N

1 Starters

Fastest Lap History

NO	NAME	LAP TIME	TIME OF DAY	LAP	VEHICLE
36	**Scott ELLIOTT**	**2:09.896**	17:57:11.756	2	Triumph STREET TRIPLE
36	**Scott ELLIOTT**	**2:09.658**	17:59:21.414	3	Triumph STREET TRIPLE
36	**Scott ELLIOTT**	**2:08.551**	18:01:29.965	4	Triumph STREET TRIPLE

Leader History

NO	NAME	FROM LAP	LAPS LED	DISTANCE	VEHICLE
36	**Scott ELLIOTT**	1	5	14.84 miles	Triumph STREET TRIPLE

BMCRC - MRO Championships - Rnd 8 @ Snetterton

Open 500 & Rookie 600

RACE 8 - GRID (7 Laps)



These results are provisional until the conclusion of any judicial and technical matters.

Snetterton 300: 2.9689 miles

Clerk Of Course: Den Grant / Caroline Patterson	Timekeeper: Richard Evans	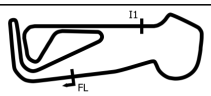

Results can be found at www.tsl-timing.com

Printed - 18:09 Saturday, 05 September 2026

BMCRC - MRO Championships - Rnd 8 @ Snetterton

Open 500 & Rookie 600

RACE 8 - CLASSIFICATION

Race Distance: 6 Laps / 17.81 miles

POS	NO	CL	PIC	NAME	ENTRY	LAPS	TIME	GAP	DIFF	MPH	BEST	ON	GRD	↑↓
1	65	R600	1	Albert HALL	Yamaha YZF-R6 -	6	12:20.209			86.63	2:01.952	6	1	0
2	282	R600	2	Chad SHINER	Yamaha R6 - Privateer	6	12:21.670	1.461	1.461	86.46	2:02.576	5	2	0
3	64	R600	3	Tommy HEMPHILL	Yamaha R6 - GLE (GandL Environmental)	6	12:26.061	5.852	4.391	85.95	2:02.795	4	4	1
4	808	R600	4	Steven BICKERTON	Yamaha R6 -	6	12:41.134	20.925	15.073	84.25	2:05.177	3	5	1
5	85	R600	5	Daniel HINDS	Suzuki GSXR -	6	12:47.298	27.089	6.164	83.57	2:05.855	3	8	3
6	91	R600	6	Jason CHERRY	Kawasaki ZX6R -	6	12:51.337	31.128	4.039	83.13	2:06.202	6	7	1
7	17	R600	7	Andrew MORRIS	Honda CBR600RR - House to Home	6	13:03.402	43.193	12.065	81.85	2:05.434	2	6	-1
8	62	R600	8	James HARGREAVES	Yamaha YZF-R6 -	6	13:07.793	47.584	4.391	81.40	2:09.298	2	11	3
9	103	R600	9	Tony FOUNTAIN	Yamaha R6 -	6	13:14.397	54.188	6.604	80.72	2:11.212	2	12	3
10	83	4	1	Arnie CARR	Kawasaki ZX4RR - Dad	6	13:19.291	59.082	4.894	80.23	2:05.622	2	19	9
11	675	R600	10	David MARCH	Triumph 675 - DnDHomeSolutions Racing	6	13:30.964	1:10.755	11.673	79.07	2:13.779	5	17	6
12	115	4	2	Jake DONKERSLEY	Kawasaki ZX4RR -	6	13:32.094	1:11.885	1.130	78.96	2:08.353	3	21	9
13	40	4	3	Archie ORMROD	Kawasaki ZX4RR - Prestige Flooring	6	13:41.320	1:21.111	9.226	78.07	2:09.775	2	23	10
14	75	R600	11	Martin MAAG	Honda CBR 600RR - Kitchen Design Hub	6	13:45.327	1:25.118	4.007	77.70	2:14.953	6	13	-1
15	42	R600	12	James HEMPHILL	Yamaha R6 -	6	13:47.306	1:27.097	1.979	77.51	2:15.518	2	16	1
16	20	R600	13	Louis AITKEN	Yamaha R6 -	6	13:47.743	1:27.534	0.437	77.47	2:15.953	2	14	-2
17	1	2	1	Haydon SMITH	Yamaha TZ 250 3YL - HI-Precision Engineering Ltd	6	14:03.257	1:43.048	15.514	76.04	2:12.770	3	22	5
18	22	2	2	Rik BALLERINI	Yamaha TZR 250 - SCLS LTD, CAMBRIDGE MC, GECKO R	6	14:10.840	1:50.631	7.583	75.37	2:14.246	3	25	7
19	11	2	3	Phil GUILLOU	Yamaha TZ250 -	6	14:25.976	2:05.767	15.136	74.05	2:17.464	2	31	12
20	41	4	4	Euan BAINBOROUGH	Kawasaki NINJA 400 -	6	14:37.357	2:17.148	11.381	73.09	2:18.680	6	29	9
21	67	4	5	Simon HARVEY	Kawasaki ZX4RR - HCL Car Sales - Dymag	6	14:38.186	2:17.977	0.829	73.02	2:19.360	2	27	6
22	125	4	6	Isabelle WINGATE	Kawasaki NINJA 400 - NPS, Tripz.uk, PermaGroup, ARN Ra	6	14:39.480	2:19.271	1.294	72.91	2:18.696	2	30	8
23	113	4	7	Annabelle McCARTHY	Kawasaki NINJA 400 -	6	14:39.567	2:19.358	0.087	72.90	2:19.466	2	28	5
24	88	2	4	George PRINOS	Yamaha TZ250 - KAPPA PLANNING LTD	5	12:22.364	1 Lap	1 Lap	71.98	2:19.109	2	26	2
25	577	4	8	Richard BUCKHAM	Kawasaki 400 ZXRR -	5	12:39.458	1 Lap	17.094	70.36	2:23.125	2	33	8
26	390	4	9	Robert EILBECK	KTM RC 390 -	5	12:45.826	1 Lap	6.368	69.78	2:24.831	5	36	10
NOT CLASSIFIED														
DNF	16	4		Lucas KING	Kawasaki ZX4RR - NW racing/ cable house	4	9:11.248	2 Laps	1 Lap	77.55	2:07.277	3	20	
DNF	207	R600		Simon GRUBER	Yamaha R6 - Mono Motorcycles	3	6:14.223	3 Laps	1 Lap	85.68	2:02.501	2	3	
NOT STARTED														
NS	187	R600		Gavin WHITING	Yamaha R6 - WHITING PLUMBING & HEATING								9	
NS	36	N		Scott ELLIOTT	Triumph STREET TRIPLE - Cine fire tech / sprockets racing								10	
NS	28	R600		Daniel BIGGS	Yamaha R6 - Ride Europe								15	
NS	611	R600		Lewis COOPER	Yamaha R6 -								18	
NS	27	2		Richard HAYWARD	Yamaha TZR - BC vehicle repairs/ Merlin Pipes								24	
NS	2	2		Paul TOLAND	Yamaha TZR350 - Kippers keys								32	
NS	82	4		Jack WOLFF	Honda CB500 -								34	
NS	101	4		Augustas GUJIS	Yamaha R3 - Auto gold repairs Ltd, SCmoto								35	
NS	79	4		Peter WOODALL	Honda CB500 - RevdCoin								37	
NS	10	2		Hugh BRIGHTON	Yamaha TZR 250 2MA -								38	

FASTEST LAP

65	R600	Albert HALL	Yamaha YZF-R6 -	6	2:01.952	87.64 mph	141.04 kph
83	4	Arnie CARR	Kawasaki ZX4RR - Dad	2	2:05.622	85.08 mph	136.92 kph

Weather / Track : Bright / Dry

These results are provisional until the conclusion of any judicial and technical matters.

Date: 06/09/2026 Start: 12:55 Finish: 13:07

Snetterton 300: 2.9689 miles

Clerk Of Course: Den Grant / Caroline Patterson	Timekeeper: Richard Evans	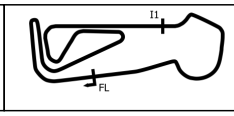

Results can be found at www.tsl-timing.com

Printed - 13:10 Sunday, 06 September 2026

BMCRC - MRO Championships - Rnd 8 @ Snetterton

Open 500 & Rookie 600

RACE 8 - CLASSIFICATION

Race Distance: 6 Laps / 17.81 miles

1	2	**Haydon SMITH**	Yamaha TZ 250 3YL - HI-Precision Engineering Ltd	**3**	2:12.770	80.50 mph	129.55 kph

Class R600 - 92.5% of Race Speed = 80.13 mph
Class 4 - 92.5% of Race Speed = 74.21 mph
Class 2 - 92.5% of Race Speed = 70.33 mph

Weather / Track : Bright / Dry
These results are provisional until the conclusion of any judicial and technical matters.

Date: 06/09/2026 Start: 12:55 Finish: 13:07
Snetterton 300: 2.9689 miles

Clerk Of Course: Den Grant / Caroline Patterson	Timekeeper: Richard Evans	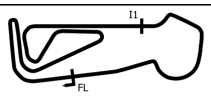

BMCRC - MRO Championships - Rnd 8 @ Snetterton

Open 500 & Rookie 600

RACE 8 - LAP CHART

LAP 1 @ 12:57:35.077

NO	BEHIND	LAP TIME
65		2:07.225
282	0.482	2:07.707
64	1.110	2:08.335
207	1.117	2:08.342
808	4.780	2:12.005
85	5.343	2:12.568
17	7.369	2:14.594
91	8.853	2:16.078
103	10.078	2:17.303
62	10.472	2:17.697
675	11.378	2:18.603
42	15.886	2:23.111
20	16.433	2:23.658
75	16.822	2:24.047
83	35.653	2:42.878
16	38.208	2:45.433
40	39.011	2:46.236
115	39.055	2:46.280
22	45.179	2:52.404
1	47.080	2:54.305
11	48.168	2:55.393
67	49.950	2:57.175
41	50.755	2:57.980
113	51.474	2:58.699
125	52.491	2:59.716
577	54.946	3:02.171
88	56.385	3:03.610
390	57.219	3:04.444

LAP 2 @ 12:59:38.120

NO	BEHIND	LAP TIME
65		2:03.043
282	0.253	2:02.814
207	0.575	2:02.501
64	0.914	2:02.847
808	7.465	2:05.728
85	9.189	2:06.889
17	9.760	2:05.434
91	14.108	2:08.298
62	16.727	2:09.298
103	18.247	2:11.212
675	22.789	2:14.454
42	28.361	2:15.518
20	29.343	2:15.953
75	31.337	2:17.558
83	38.232	2:05.622
115	44.790	2:08.778
16	44.839	2:09.674
40	45.743	2:09.775
22	57.885	2:15.749
1	57.924	2:13.887
11	1:02.589	2:17.464
67	1:06.267	2:19.360
41	1:06.965	2:19.253
113	1:07.897	2:19.466
125	1:08.144	2:18.696
88	1:12.451	2:19.109
577	1:15.028	2:23.125
390	1:20.479	2:26.303

LAP 3 @ 13:01:40.888

NO	BEHIND	LAP TIME
65		2:02.768
282	0.434	2:02.949
207	1.187	2:03.380
64	1.451	2:03.305
808	9.874	2:05.177
85	12.276	2:05.855
17	16.850	2:09.858
91	18.423	2:07.083
62	24.142	2:10.183
103	27.054	2:11.575
675	34.645	2:14.624
42	41.871	2:16.278
20	42.693	2:16.118
83	43.464	2:08.000
75	44.038	2:15.469
16	49.348	2:07.277
115	50.375	2:08.353
40	53.342	2:10.367
1	1:07.926	2:12.770
22	1:09.363	2:14.246
11	1:17.892	2:18.071
67	1:23.996	2:20.497
41	1:25.016	2:20.819
113	1:25.830	2:20.701
125	1:25.952	2:20.576
88	1:29.669	2:19.986
577	1:36.537	2:24.277
390	1:43.086	2:25.375

LAP 4 @ 13:03:43.577

NO	BEHIND	LAP TIME
65		2:02.689
282	0.376	2:02.631
64	1.557	2:02.795
808	12.661	2:05.476
85	16.066	2:06.479
17	23.084	2:08.923
91	23.147	2:07.413
62	32.647	2:11.194
103	35.745	2:11.380
675	46.961	2:15.005
83	47.716	2:06.941
16	55.523	2:08.864
42	55.958	2:16.776
20	57.074	2:17.070
115	57.092	2:09.406
75	57.118	2:15.769
40	1:00.631	2:09.978
1	1:19.301	2:14.064
22	1:21.914	2:15.240
11	1:33.714	2:18.511
67	1:41.554	2:20.247
41	1:42.921	2:20.594
125	1:43.164	2:19.901
113	1:43.550	2:20.409
88	1:46.915	2:19.935
577	1:58.328	2:24.480

LAP 5 @ 13:05:46.109

NO	BEHIND	LAP TIME
65		2:02.532
282	0.420	2:02.576
390	1 Lap	2:24.873
64	2.993	2:03.968
808	15.532	2:05.403
85	20.915	2:07.381
91	26.878	2:06.263
17	32.744	2:12.192
62	40.119	2:10.004
103	44.813	2:11.600
83	53.018	2:07.834
675	58.208	2:13.779
115	1:04.887	2:10.327
40	1:11.234	2:13.135
42	1:11.744	2:18.318
75	1:12.117	2:17.531
20	1:12.800	2:18.258
1	1:30.261	2:13.492
22	1:35.078	2:15.696
11	1:49.363	2:18.181
67	1:59.820	2:20.798
41	2:00.420	2:20.031
125	2:01.463	2:20.831
113	2:01.594	2:20.576

LAP 6 @ 13:07:48.061

NO	BEHIND	LAP TIME
65		2:01.952
282	1.461	2:02.993
88	1 Lap	2:19.724
64	5.852	2:04.811
577	1 Lap	2:25.405
808	20.925	2:07.345
390	1 Lap	2:24.831
85	27.089	2:08.126
91	31.128	2:06.202
17	43.193	2:12.401
62	47.584	2:09.417
103	54.188	2:11.327
83	59.082	2:08.016
675	1:10.755	2:14.499
115	1:11.885	2:08.950
40	1:21.111	2:11.829
75	1:25.118	2:14.953
42	1:27.097	2:17.305
20	1:27.534	2:16.686
1	1:43.048	2:14.739
22	1:50.631	2:17.505
11	2:05.767	2:18.356
41	2:17.148	2:18.680
67	2:17.977	2:20.109
125	2:19.271	2:19.760
113	2:19.358	2:19.716

Weather / Track : Bright / Dry

Snetterton 300: 2.9689 miles
Date: 06/09/2026 Start: 12:55 Finish: 13:07

Results can be found at www.tsl-timing.com

Printed - 13:11 Sunday, 06 September 2026

BMCRC - MRO Championships - Rnd 8 @ Snetterton

Open 500 & Rookie 600

RACE 8 - POSITION CHART

No	Name	Lap Pos	1	2	3	4	5	6
65	HALL	1	65	65	65	65	65	65
282	SHINER	2	282	282	282	282	282	282
207	GRUBER	3	64	207	207	64	64	64
64	HEMPHILL	4	207	64	64	808	808	808
808	BICKERTON	5	808	808	808	85	85	85
17	MORRIS	6	85	85	85	17	91	91
91	CHERRY	7	17	17	17	91	17	17
85	HINDS	8	91	91	91	62	62	62
187	WHITING	9	103	62	62	103	103	103
36	ELLIOTT	10	62	103	103	675	83	83
62	HARGREAVES	11	675	675	675	83	675	675
103	FOUNTAIN	12	42	42	42	16	115	115
75	MAAG	13	20	20	20	42	40	40
20	AITKEN	14	75	75	83	20	42	75
28	BIGGS	15	83	83	75	115	75	42
42	HEMPHILL	16	16	115	16	75	20	20
675	MARCH	17	40	16	115	40	1	1
611	COOPER	18	115	40	40	1	22	22
83	CARR	19	22	22	1	22	11	11
16	KING	20	1	1	22	11	67	41
115	DONKERSLEY	21	11	11	11	67	41	67
1	SMITH	22	67	67	67	41	125	125
40	ORMROD	23	41	41	41	125	113	113
27	HAYWARD	24	113	113	113	113	88	
22	BALLERINI	25	125	125	125	88	577	
88	PRINOS	26	577	88	88	577	390	
67	HARVEY	27	88	577	577	390		
113	McCARTHY	28	390	390	390			
41	BAINBOROUGH	29						
125	WINGATE	30						
11	GUILLOU	31						
2	TOLAND	32						
577	BUCKHAM	33						
82	WOLFF	34						
101	GUJIS	35						
390	EILBECK	36						
79	WOODALL	37						
10	BRIGHTON	38						

Weather / Track : Bright / Dry

Snetterton 300: 2.9689 miles
Date: 06/09/2026 Start: 12:55 Finish: 13:07

Results can be found at www.tsl-timing.com

Printed - 13:11 Sunday, 06 September 2026

BMCRC - MRO Championships - Rnd 8 @ Snetterton

Open 500 & Rookie 600

RACE 8 - SECTOR ANALYSIS

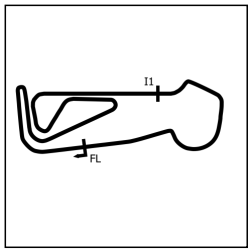

SECTOR 1 = FL to I1, SECTOR 2 = I1 to FL, DIFF = Difference To Personal Best Lap, P = Crossed Finish Line in Pit Lane, D = Time Disallowed

P1 65 R600 Albert HALL — Yamaha YZF-R6 -

IDEAL LAP TIME : 2:01.703 BEST LAP TIME : 2:01.952 DIFFERENCE : 0.249

LAP	SECTOR 1	SECTOR 2	LAP TIME	MPH	DIFF	TIME OF DAY
1 -		41.162	2:07.225	84.00	5.273	12:57:35.077
2 -	1:21.635	41.408	2:03.043	86.86	1.091	12:59:38.120
3 -	1:22.008	***40.760***	2:02.768	87.05	0.816	13:01:40.888
4 -	1:21.437	41.252	2:02.689 **(3)**	87.11	0.737	13:03:43.577
5 -	1:21.428	41.104	2:02.532 **(2)**	87.22	0.580	13:05:46.109
6 -	***1:20.943***	41.009	***2:01.952*** **(1)**	***87.64***		***13:07:48.061***

P2 282 R600 Chad SHINER — Yamaha R6 - Privateer

IDEAL LAP TIME : 2:02.307 BEST LAP TIME : 2:02.576 DIFFERENCE : 0.269

LAP	SECTOR 1	SECTOR 2	LAP TIME	MPH	DIFF	TIME OF DAY
1 -		41.024	2:07.707	83.69	5.131	12:57:35.559
2 -	1:21.659	41.155	2:02.814 **(3)**	87.02	0.238	12:59:38.373
3 -	1:21.998	***40.951***	2:02.949	86.93	0.373	13:01:41.322
4 -	1:21.537	41.094	2:02.631 **(2)**	87.15	0.055	13:03:43.953
5 -	1:21.507	41.069	***2:02.576*** **(1)**	***87.19***		***13:05:46.529***
6 -	***1:21.356***	41.637	2:02.993	86.89	0.417	13:07:49.522

P3 64 R600 Tommy HEMPHILL — Yamaha R6 - GLE (GandL Environmental)

IDEAL LAP TIME : 2:02.342 BEST LAP TIME : 2:02.795 DIFFERENCE : 0.453

LAP	SECTOR 1	SECTOR 2	LAP TIME	MPH	DIFF	TIME OF DAY
1 -		41.420	2:08.335	83.28	5.540	12:57:36.187
2 -	1:21.935	***40.912***	2:02.847 **(2)**	87.00	0.052	12:59:39.034
3 -	1:22.075	41.230	2:03.305 **(3)**	86.68	0.510	13:01:42.339
4 -	***1:21.430***	41.365	***2:02.795*** **(1)**	***87.04***		***13:03:45.134***
5 -	1:22.006	41.962	2:03.968	86.21	1.173	13:05:49.102
6 -	1:22.757	42.054	2:04.811	85.63	2.016	13:07:53.913

P4 808 R600 Steven BICKERTON — Yamaha R6 -

IDEAL LAP TIME : 2:05.044 BEST LAP TIME : 2:05.177 DIFFERENCE : 0.133

LAP	SECTOR 1	SECTOR 2	LAP TIME	MPH	DIFF	TIME OF DAY
1 -		***42.024***	2:12.005	80.96	6.828	12:57:39.857
2 -	1:23.394	42.334	2:05.728	85.00	0.551	12:59:45.585
3 -	***1:23.020***	42.157	***2:05.177*** **(1)**	***85.38***		***13:01:50.762***
4 -	1:23.360	42.116	2:05.476 **(3)**	85.18	0.299	13:03:56.238
5 -	1:23.329	42.074	2:05.403 **(2)**	85.22	0.226	13:06:01.641
6 -	1:24.357	42.988	2:07.345	83.93	2.168	13:08:08.986

P5 85 R600 Daniel HINDS — Suzuki GSXR -

IDEAL LAP TIME : 2:05.612 BEST LAP TIME : 2:05.855 DIFFERENCE : 0.243

LAP	SECTOR 1	SECTOR 2	LAP TIME	MPH	DIFF	TIME OF DAY
1 -		42.415	2:12.568	80.62	6.713	12:57:40.420
2 -	***1:23.346***	43.543	2:06.889 **(3)**	84.23	1.034	12:59:47.309
3 -	1:23.428	42.427	***2:05.855*** **(1)**	***84.92***		***13:01:53.164***
4 -	1:24.213	***42.266***	2:06.479 **(2)**	84.50	0.624	13:03:59.643
5 -	1:24.326	43.055	2:07.381	83.90	1.526	13:06:07.024
6 -	1:24.914	43.212	2:08.126	83.41	2.271	13:08:15.150

P6 91 R600 Jason CHERRY — Kawasaki ZX6R -

IDEAL LAP TIME : 2:05.958 BEST LAP TIME : 2:06.202 DIFFERENCE : 0.244

LAP	SECTOR 1	SECTOR 2	LAP TIME	MPH	DIFF	TIME OF DAY
1 -		43.425	2:16.078	78.54	9.876	12:57:43.930
2 -	1:24.568	43.730	2:08.298	83.30	2.096	12:59:52.228
3 -	1:24.189	42.894	2:07.083 **(3)**	84.10	0.881	13:01:59.311
4 -	1:24.732	42.681	2:07.413	83.88	1.211	13:04:06.724
5 -	1:23.803	***42.460***	2:06.263 **(2)**	84.64	0.061	13:06:12.987
6 -	***1:23.498***	42.704	***2:06.202*** **(1)**	***84.69***		***13:08:19.189***

BMCRC - MRO Championships - Rnd 8 @ Snetterton

Open 500 & Rookie 600

RACE 8 - SECTOR ANALYSIS

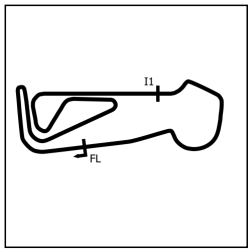

SECTOR 1 = FL to I1, SECTOR 2 = I1 to FL, DIFF = Difference To Personal Best Lap, P = Crossed Finish Line in Pit Lane, D = Time Disallowed

P7 17 R600 Andrew MORRIS

Honda CBR600RR - House to Home

IDEAL LAP TIME : 2:05.434 BEST LAP TIME : 2:05.434 DIFFERENCE : 0.000

LAP	SECTOR 1	SECTOR 2	LAP TIME	MPH	DIFF	TIME OF DAY
1 -		42.558	2:14.594	79.40	9.160	12:57:42.446
2 -	***1:23.567***	***41.867***	***2:05.434*** **(1)**	***85.20***		***12:59:47.880***
3 -	1:24.999	44.859	2:09.858 **(3)**	82.30	4.424	13:01:57.738
4 -	1:25.985	42.938	2:08.923 **(2)**	82.90	3.489	13:04:06.661
5 -	1:27.856	44.336	2:12.192	80.85	6.758	13:06:18.853
6 -	1:27.451	44.950	2:12.401	80.72	6.967	13:08:31.254

P8 62 R600 James HARGREAVES

Yamaha YZF-R6 -

IDEAL LAP TIME : 2:09.234 BEST LAP TIME : 2:09.298 DIFFERENCE : 0.064

LAP	SECTOR 1	SECTOR 2	LAP TIME	MPH	DIFF	TIME OF DAY
1 -		44.117	2:17.697	77.62	8.399	12:57:45.549
2 -	1:26.001	***43.297***	***2:09.298*** **(1)**	***82.66***		***12:59:54.847***
3 -	1:25.991	44.192	2:10.183	82.10	0.885	13:02:05.030
4 -	1:27.229	43.965	2:11.194	81.46	1.896	13:04:16.224
5 -	1:26.270	43.734	2:10.004 **(3)**	82.21	0.706	13:06:26.228
6 -	***1:25.937***	43.480	2:09.417 **(2)**	82.58	0.119	13:08:35.645

P9 103 R600 Tony FOUNTAIN

Yamaha R6 -

IDEAL LAP TIME : 2:11.121 BEST LAP TIME : 2:11.212 DIFFERENCE : 0.091

LAP	SECTOR 1	SECTOR 2	LAP TIME	MPH	DIFF	TIME OF DAY
1 -		44.457	2:17.303	77.84	6.091	12:57:45.155
2 -	1:26.904	***44.308***	***2:11.212*** **(1)**	***81.45***		***12:59:56.367***
3 -	1:26.875	44.700	2:11.575	81.23	0.363	13:02:07.942
4 -	1:27.023	44.357	2:11.380 **(3)**	81.35	0.168	13:04:19.322
5 -	1:27.253	44.347	2:11.600	81.21	0.388	13:06:30.922
6 -	***1:26.813***	44.514	2:11.327 **(2)**	81.38	0.115	13:08:42.249

P10 83 4 Arnie CARR

Kawasaki ZX4RR - Dad

IDEAL LAP TIME : 2:05.450 BEST LAP TIME : 2:05.622 DIFFERENCE : 0.172

LAP	SECTOR 1	SECTOR 2	LAP TIME	MPH	DIFF	TIME OF DAY
1 -		42.595	2:42.878	65.62	37.256	12:58:10.730
2 -	***1:23.770***	41.852	***2:05.622*** **(1)**	***85.08***		***13:00:16.352***
3 -	1:23.982	44.018	2:08.000	83.50	2.378	13:02:24.352
4 -	1:25.261	***41.680***	2:06.941 **(2)**	84.19	1.319	13:04:31.293
5 -	1:25.541	42.293	2:07.834 **(3)**	83.60	2.212	13:06:39.127
6 -	1:25.526	42.490	2:08.016	83.49	2.394	13:08:47.143

P11 675 R600 David MARCH

Triumph 675 - DnDHomeSolutions Racing

IDEAL LAP TIME : 2:13.041 BEST LAP TIME : 2:13.779 DIFFERENCE : 0.738

LAP	SECTOR 1	SECTOR 2	LAP TIME	MPH	DIFF	TIME OF DAY
1 -		***44.373***	2:18.603	77.11	4.824	12:57:46.455
2 -	1:29.140	45.314	2:14.454 **(2)**	79.49	0.675	13:00:00.909
3 -	1:29.543	45.081	2:14.624	79.39	0.845	13:02:15.533
4 -	1:29.778	45.227	2:15.005	79.16	1.226	13:04:30.538
5 -	***1:28.668***	45.111	***2:13.779*** **(1)**	***79.89***		***13:06:44.317***
6 -	1:28.685	45.814	2:14.499 **(3)**	79.46	0.720	13:08:58.816

P12 115 4 Jake DONKERSLEY

Kawasaki ZX4RR -

IDEAL LAP TIME : 2:07.739 BEST LAP TIME : 2:08.353 DIFFERENCE : 0.614

LAP	SECTOR 1	SECTOR 2	LAP TIME	MPH	DIFF	TIME OF DAY
1 -		43.087	2:46.280	64.27	37.927	12:58:14.132
2 -	1:25.958	42.820	2:08.778 **(2)**	82.99	0.425	13:00:22.910
3 -	1:25.806	***42.547***	***2:08.353*** **(1)**	***83.27***		***13:02:31.263***
4 -	***1:25.192***	44.214	2:09.406	82.59	1.053	13:04:40.669
5 -	1:27.303	43.024	2:10.327	82.00	1.974	13:06:50.996
6 -	1:26.109	42.841	2:08.950 **(3)**	82.88	0.597	13:08:59.946

Weather / Track : Bright / Dry

Snetterton 300: 2.9689 miles
Date: 06/09/2026 Start: 12:55 Finish: 13:07

BMCRC - MRO Championships - Rnd 8 @ Snetterton

Open 500 & Rookie 600

RACE 8 - SECTOR ANALYSIS

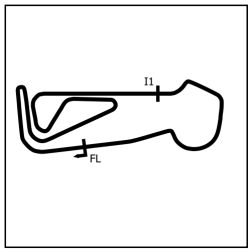

SECTOR 1 = FL to I1, SECTOR 2 = I1 to FL, DIFF = Difference To Personal Best Lap, P = Crossed Finish Line in Pit Lane, D = Time Disallowed

P13 40 4 Archie ORMROD

Kawasaki ZX4RR - Prestige Flooring

IDEAL LAP TIME : 2:09.607 BEST LAP TIME : 2:09.775 DIFFERENCE : 0.168

LAP	SECTOR 1	SECTOR 2	LAP TIME		MPH	DIFF	TIME OF DAY
1 -		43.436	2:46.236		64.29	36.461	12:58:14.088
2 -	1:26.671	***43.104***	***2:09.775***	**(1)**	***82.35***		***13:00:23.863***
3 -	1:26.974	43.393	2:10.367	**(3)**	81.98	0.592	13:02:34.230
4 -	***1:26.503***	43.475	2:09.978	**(2)**	82.22	0.203	13:04:44.208
5 -	1:27.380	45.755	2:13.135		80.28	3.360	13:06:57.343
6 -	1:28.000	43.829	2:11.829		81.07	2.054	13:09:09.172

P14 75 R600 Martin MAAG

Honda CBR 600RR - Kitchen Design Hub

IDEAL LAP TIME : 2:14.323 BEST LAP TIME : 2:14.953 DIFFERENCE : 0.630

LAP	SECTOR 1	SECTOR 2	LAP TIME		MPH	DIFF	TIME OF DAY
1 -		46.036	2:24.047		74.19	9.094	12:57:51.899
2 -	1:30.845	46.713	2:17.558		77.69	2.605	13:00:09.457
3 -	1:29.497	45.972	2:15.469	**(2)**	78.89	0.516	13:02:24.926
4 -	***1:28.948***	46.821	2:15.769	**(3)**	78.72	0.816	13:04:40.695
5 -	1:30.625	46.906	2:17.531		77.71	2.578	13:06:58.226
6 -	1:29.578	***45.375***	***2:14.953***	**(1)**	***79.19***		***13:09:13.179***

P15 42 R600 James HEMPHILL

Yamaha R6 -

IDEAL LAP TIME : 2:15.518 BEST LAP TIME : 2:15.518 DIFFERENCE : 0.000

LAP	SECTOR 1	SECTOR 2	LAP TIME		MPH	DIFF	TIME OF DAY
1 -		47.739	2:23.111		74.68	7.593	12:57:50.963
2 -	***1:29.442***	***46.076***	***2:15.518***	**(1)**	***78.86***		***13:00:06.481***
3 -	1:29.684	46.594	2:16.278	**(2)**	78.42	0.760	13:02:22.759
4 -	1:30.083	46.693	2:16.776	**(3)**	78.14	1.258	13:04:39.535
5 -	1:31.229	47.089	2:18.318		77.27	2.800	13:06:57.853
6 -	1:30.633	46.672	2:17.305		77.84	1.787	13:09:15.158

P16 20 R600 Louis AITKEN

Yamaha R6 -

IDEAL LAP TIME : 2:14.624 BEST LAP TIME : 2:15.953 DIFFERENCE : 1.329

LAP	SECTOR 1	SECTOR 2	LAP TIME		MPH	DIFF	TIME OF DAY
1 -		46.058	2:23.658		74.39	7.705	12:57:51.510
2 -	1:30.770	***45.183***	***2:15.953***	**(1)**	***78.61***		***13:00:07.463***
3 -	***1:29.441***	46.677	2:16.118	**(2)**	78.52	0.165	13:02:23.581
4 -	1:31.193	45.877	2:17.070		77.97	1.117	13:04:40.651
5 -	1:31.170	47.088	2:18.258		77.30	2.305	13:06:58.909
6 -	1:29.855	46.831	2:16.686	**(3)**	78.19	0.733	13:09:15.595

P17 1 2 Haydon SMITH

Yamaha TZ 250 3YL - HI-Precision Engineering Ltd

IDEAL LAP TIME : 2:12.130 BEST LAP TIME : 2:12.770 DIFFERENCE : 0.640

LAP	SECTOR 1	SECTOR 2	LAP TIME		MPH	DIFF	TIME OF DAY
1 -		47.674	2:54.305		61.31	41.535	12:58:22.157
2 -	1:30.220	***43.667***	2:13.887	**(3)**	79.82	1.117	13:00:36.044
3 -	***1:28.463***	44.307	***2:12.770***	**(1)**	***80.50***		***13:02:48.814***
4 -	1:29.411	44.653	2:14.064		79.72	1.294	13:05:02.878
5 -	1:28.852	44.640	2:13.492	**(2)**	80.06	0.722	13:07:16.370
6 -	1:29.557	45.182	2:14.739		79.32	1.969	13:09:31.109

P18 22 2 Rik BALLERINI

Yamaha TZR 250 - SCLS LTD, CAMBRIDGE MC, GECKO RAC

IDEAL LAP TIME : 2:14.246 BEST LAP TIME : 2:14.246 DIFFERENCE : 0.000

LAP	SECTOR 1	SECTOR 2	LAP TIME		MPH	DIFF	TIME OF DAY
1 -		44.771	2:52.404		61.99	38.158	12:58:20.256
2 -	1:30.474	45.275	2:15.749		78.73	1.503	13:00:36.005
3 -	***1:29.661***	***44.585***	***2:14.246***	**(1)**	***79.61***		***13:02:50.251***
4 -	1:30.402	44.838	2:15.240	**(2)**	79.03	0.994	13:05:05.491
5 -	1:30.605	45.091	2:15.696	**(3)**	78.76	1.450	13:07:21.187
6 -	1:30.467	47.038	2:17.505		77.72	3.259	13:09:38.692

Weather / Track : Bright / Dry

Snetterton 300: 2.9689 miles
Date: 06/09/2026 Start: 12:55 Finish: 13:07

BMCRC - MRO Championships - Rnd 8 @ Snetterton

Open 500 & Rookie 600

RACE 8 - SECTOR ANALYSIS

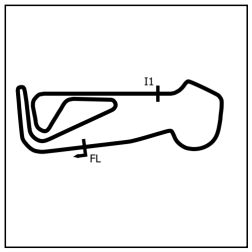

SECTOR 1 = FL to I1, SECTOR 2 = I1 to FL, DIFF = Difference To Personal Best Lap, P = Crossed Finish Line in Pit Lane, D = Time Disallowed

P19 11 2 Phil GUILLOU

Yamaha TZ250 -

IDEAL LAP TIME : 2:17.007 BEST LAP TIME : 2:17.464 DIFFERENCE : 0.457

LAP	SECTOR 1	SECTOR 2	LAP TIME	MPH	DIFF	TIME OF DAY
1 -		***45.617***	2:55.393	60.93	37.929	12:58:23.245
2 -	***1:31.390***	46.074	***2:17.464*** **(1)**	***77.75***		***13:00:40.709***
3 -	1:31.790	46.281	2:18.071 **(2)**	77.41	0.607	13:02:58.780
4 -	1:32.136	46.375	2:18.511	77.16	1.047	13:05:17.291
5 -	1:32.028	46.153	2:18.181 **(3)**	77.34	0.717	13:07:35.472
6 -	1:31.856	46.500	2:18.356	77.25	0.892	13:09:53.828

P20 41 4 Euan BAINBOROUGH

Kawasaki NINJA 400 -

IDEAL LAP TIME : 2:18.292 BEST LAP TIME : 2:18.680 DIFFERENCE : 0.388

LAP	SECTOR 1	SECTOR 2	LAP TIME	MPH	DIFF	TIME OF DAY
1 -		47.664	2:57.980	60.05	39.300	12:58:25.832
2 -	1:32.940	46.313	2:19.253 **(2)**	76.75	0.573	13:00:45.085
3 -	1:33.414	47.405	2:20.819	75.89	2.139	13:03:05.904
4 -	***1:32.444***	48.150	2:20.594	76.02	1.914	13:05:26.498
5 -	1:32.800	47.231	2:20.031 **(3)**	76.32	1.351	13:07:46.529
6 -	1:32.832	***45.848***	***2:18.680*** **(1)**	***77.07***		***13:10:05.209***

P21 67 4 Simon HARVEY

Kawasaki ZX4RR - HCL Car Sales - Dymag

IDEAL LAP TIME : 2:18.793 BEST LAP TIME : 2:19.360 DIFFERENCE : 0.567

LAP	SECTOR 1	SECTOR 2	LAP TIME	MPH	DIFF	TIME OF DAY
1 -		47.179	2:57.175	60.32	37.815	12:58:25.027
2 -	***1:32.476***	46.884	***2:19.360*** **(1)**	***76.69***		***13:00:44.387***
3 -	1:33.099	47.398	2:20.497	76.07	1.137	13:03:04.884
4 -	1:32.633	47.614	2:20.247 **(3)**	76.20	0.887	13:05:25.131
5 -	1:33.404	47.394	2:20.798	75.91	1.438	13:07:45.929
6 -	1:33.792	***46.317***	2:20.109 **(2)**	76.28	0.749	13:10:06.038

P22 125 4 Isabelle WINGATE

Kawasaki NINJA 400 - NPS, Tripz.uk, PermaGroup, ARN Race

IDEAL LAP TIME : 2:18.696 BEST LAP TIME : 2:18.696 DIFFERENCE : 0.000

LAP	SECTOR 1	SECTOR 2	LAP TIME	MPH	DIFF	TIME OF DAY
1 -		46.461	2:59.716	59.47	41.020	12:58:27.568
2 -	***1:32.236***	***46.460***	***2:18.696*** **(1)**	***77.06***		***13:00:46.264***
3 -	1:32.711	47.865	2:20.576	76.03	1.880	13:03:06.840
4 -	1:33.189	46.712	2:19.901 **(3)**	76.39	1.205	13:05:26.741
5 -	1:33.196	47.635	2:20.831	75.89	2.135	13:07:47.572
6 -	1:33.256	46.504	2:19.760 **(2)**	76.47	1.064	13:10:07.332

P23 113 4 Annabelle McCARTHY

Kawasaki NINJA 400 -

IDEAL LAP TIME : 2:18.862 BEST LAP TIME : 2:19.466 DIFFERENCE : 0.604

LAP	SECTOR 1	SECTOR 2	LAP TIME	MPH	DIFF	TIME OF DAY
1 -		47.014	2:58.699	59.81	39.233	12:58:26.551
2 -	1:32.940	46.526	***2:19.466*** **(1)**	***76.63***		***13:00:46.017***
3 -	1:32.944	47.757	2:20.701	75.96	1.235	13:03:06.718
4 -	1:33.453	46.956	2:20.409 **(3)**	76.12	0.943	13:05:27.127
5 -	***1:32.810***	47.766	2:20.576	76.03	1.110	13:07:47.703
6 -	1:33.664	***46.052***	2:19.716 **(2)**	76.49	0.250	13:10:07.419

P24 88 2 George PRINOS

Yamaha TZ250 - KAPPA PLANNING LTD

IDEAL LAP TIME : 2:18.650 BEST LAP TIME : 2:19.109 DIFFERENCE : 0.459

LAP	SECTOR 1	SECTOR 2	LAP TIME	MPH	DIFF	TIME OF DAY
1 -		51.786	3:03.610	58.21	44.501	12:58:31.462
2 -	1:32.417	46.692	***2:19.109*** **(1)**	***76.83***		***13:00:50.571***
3 -	1:33.025	46.961	2:19.986	76.35	0.877	13:03:10.557
4 -	***1:32.313***	47.622	2:19.935 **(3)**	76.37	0.826	13:05:30.492
5 -	1:33.387	***46.337***	2:19.724 **(2)**	76.49	0.615	13:07:50.216

BMCRC - MRO Championships - Rnd 8 @ Snetterton

Open 500 & Rookie 600

RACE 8 - SECTOR ANALYSIS

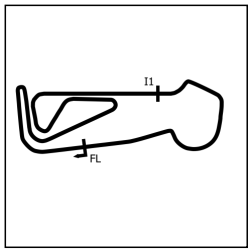

SECTOR 1 = FL to I1, SECTOR 2 = I1 to FL, DIFF = Difference To Personal Best Lap, P = Crossed Finish Line in Pit Lane, D = Time Disallowed

P25 577 4 Richard BUCKHAM Kawasaki 400 ZXRR -

IDEAL LAP TIME : 2:22.907 BEST LAP TIME : 2:23.125 DIFFERENCE : 0.218

LAP	SECTOR 1	SECTOR 2	LAP TIME	MPH	DIFF	TIME OF DAY
1 -		***48.149***	3:02.171	58.67	39.046	12:58:30.023
2 -	***1:34.758***	48.367	***2:23.125*** **(1)**	***74.67***		***13:00:53.148***
3 -	1:35.219	49.058	2:24.277 **(2)**	74.08	1.152	13:03:17.425
4 -	1:35.240	49.240	2:24.480 **(3)**	73.97	1.355	13:05:41.905
5 -	1:36.171	49.234	2:25.405	73.50	2.280	13:08:07.310

P26 390 4 Robert EILBECK KTM RC 390 -

IDEAL LAP TIME : 2:24.476 BEST LAP TIME : 2:24.831 DIFFERENCE : 0.355

LAP	SECTOR 1	SECTOR 2	LAP TIME	MPH	DIFF	TIME OF DAY
1 -		48.157	3:04.444	57.94	39.613	12:58:32.296
2 -	1:37.536	48.767	2:26.303	73.05	1.472	13:00:58.599
3 -	1:37.292	***48.083***	2:25.375 **(3)**	73.52	0.544	13:03:23.974
4 -	1:36.758	48.115	2:24.873 **(2)**	73.77	0.042	13:05:48.847
5 -	***1:36.393***	48.438	***2:24.831*** **(1)**	***73.79***		***13:08:13.678***

P27 16 4 Lucas KING Kawasaki ZX4RR - NW racing/ cable house

IDEAL LAP TIME : 2:07.277 BEST LAP TIME : 2:07.277 DIFFERENCE : 0.000

LAP	SECTOR 1	SECTOR 2	LAP TIME	MPH	DIFF	TIME OF DAY
1 -		42.961	2:45.433	64.60	38.156	12:58:13.285
2 -	1:25.895	43.779	2:09.674 **(3)**	82.42	2.397	13:00:22.959
3 -	***1:24.836***	***42.441***	***2:07.277*** **(1)**	***83.97***		***13:02:30.236***
4 -	1:25.181	43.683	2:08.864 **(2)**	82.94	1.587	13:04:39.100
5 -	1:25.589					

P28 207 R600 Simon GRUBER Yamaha R6 - Mono Motorcycles

IDEAL LAP TIME : 2:02.334 BEST LAP TIME : 2:02.501 DIFFERENCE : 0.167

LAP	SECTOR 1	SECTOR 2	LAP TIME	MPH	DIFF	TIME OF DAY
1 -		***40.833***	2:08.342	83.27	5.841	12:57:36.194
2 -	***1:21.501***	41.000	***2:02.501*** **(1)**	***87.24***		***12:59:38.695***
3 -	1:22.225	41.155	2:03.380 **(2)**	86.62	0.879	13:01:42.075

BMCRC - MRO Championships - Rnd 8 @ Snetterton

Open 500 & Rookie 600

RACE 8 - BEST SECTORS

	SECTOR 1		SECTOR 2	
POS	NO	TIME	NO	TIME
1	**65**	**1:20.943**	**65**	**40.760**
2	**282**	**1:21.356**	**207**	**40.833**
3	**64**	**1:21.430**	**64**	**40.912**
4	**207**	**1:21.501**	**282**	**40.951**
5	**808**	**1:23.020**	**83**	**41.680**
6	**85**	**1:23.346**	**17**	**41.867**
7	**91**	**1:23.498**	**808**	**42.024**
8	**17**	**1:23.567**	**85**	**42.266**
9	**83**	**1:23.770**	**16**	**42.441**
10	**16**	**1:24.836**	**91**	**42.460**
11	**115**	**1:25.192**	**115**	**42.547**
12	**62**	**1:25.937**	**40**	**43.104**
13	**40**	**1:26.503**	**62**	**43.297**
14	**103**	**1:26.813**	**1**	**43.667**
15	**1**	**1:28.463**	**103**	**44.308**
16	**675**	**1:28.668**	**675**	**44.373**
17	**75**	**1:28.948**	**22**	**44.585**
18	**20**	**1:29.441**	**20**	**45.183**
19	**42**	**1:29.442**	**75**	**45.375**
20	**22**	**1:29.661**	**11**	**45.617**
21	**11**	**1:31.390**	**41**	**45.848**
22	**125**	**1:32.236**	**113**	**46.052**
23	**88**	**1:32.313**	**42**	**46.076**
24	**41**	**1:32.444**	**67**	**46.317**
25	**67**	**1:32.476**	**88**	**46.337**
26	**113**	**1:32.810**	**125**	**46.460**
27	**577**	**1:34.758**	**390**	**48.083**
28	**390**	**1:36.393**	**577**	**48.149**

IDEAL / BEST COMPARISON

POS	NO	NAME	IDEAL	BEST	DIFF
		PERFECT LAP	**2:01.703**		
1	**65**	HALL	2:01.703	2:01.952	**0.249**
2	**282**	SHINER	2:02.307	2:02.576	**0.269**
3	**207**	GRUBER	2:02.334	2:02.501	**0.167**
4	**64**	HEMPHILL	2:02.342	2:02.795	**0.453**
5	**808**	BICKERTON	2:05.044	2:05.177	**0.133**
6	**17**	MORRIS	2:05.434	2:05.434	**0.000**
7	**83**	CARR	2:05.450	2:05.622	**0.172**
8	**85**	HINDS	2:05.612	2:05.855	**0.243**
9	**91**	CHERRY	2:05.958	2:06.202	**0.244**
10	**16**	KING	2:07.277	2:07.277	**0.000**
11	**115**	DONKERSLEY	2:07.739	2:08.353	**0.614**
12	**62**	HARGREAVES	2:09.234	2:09.298	**0.064**
13	**40**	ORMROD	2:09.607	2:09.775	**0.168**
14	**103**	FOUNTAIN	2:11.121	2:11.212	**0.091**
15	**1**	SMITH	2:12.130	2:12.770	**0.640**
16	**675**	MARCH	2:13.041	2:13.779	**0.738**
17	**22**	BALLERINI	2:14.246	2:14.246	**0.000**
18	**75**	MAAG	2:14.323	2:14.953	**0.630**
19	**20**	AITKEN	2:14.624	2:15.953	**1.329**
20	**42**	HEMPHILL	2:15.518	2:15.518	**0.000**
21	**11**	GUILLOU	2:17.007	2:17.464	**0.457**
22	**41**	BAINBOROUGH	2:18.292	2:18.680	**0.388**
23	**88**	PRINOS	2:18.650	2:19.109	**0.459**
24	**125**	WINGATE	2:18.696	2:18.696	**0.000**
25	**67**	HARVEY	2:18.793	2:19.360	**0.567**
26	**113**	McCARTHY	2:18.862	2:19.466	**0.604**
27	**577**	BUCKHAM	2:22.907	2:23.125	**0.218**
28	**390**	EILBECK	2:24.476	2:24.831	**0.355**

Weather / Track : Bright / Dry

Snetterton 300: 2.9689 miles
Date: 06/09/2026 Start: 12:55 Finish: 13:07

Results can be found at www.tsl-timing.com

Printed - 13:11 Sunday, 06 September 2026

BMCRC - MRO Championships - Rnd 8 @ Snetterton

Open 500 & Rookie 600

RACE 8 - STATISTICS

Competitors Started	28
Planned Start	2026-09-06 @ 12:10:00.000
Actual Start	2026-09-06 @ 12:55:27.851
Finish Time	2026-09-06 @ 13:07:48.060
Track Length	2.9689mi.
Total Laps	160
Total Distance Covered	475.0258mi.

Session Fastest Lap History

NO	CL	NAME	LAP TIME	TIME OF DAY	LAP	VEHICLE
65	R600	**Albert HALL**	**2:03.043**	12:59:38.120	2	Yamaha YZF-R6
282	R600	**Chad SHINER**	**2:02.814**	12:59:38.373	2	Yamaha R6
207	R600	**Simon GRUBER**	**2:02.501**	12:59:38.695	2	Yamaha R6
65	R600	**Albert HALL**	**2:01.952**	13:07:48.061	6	Yamaha YZF-R6

Session Leader History

NO	CL	NAME	FROM LAP	LAPS LED	DISTANCE	VEHICLE
65	R600	**Albert HALL**	1	6	17.81 miles	Yamaha YZF-R6

Flag History

TYPE	TIME OF DAY
GREEN	12:55:27.851
FINISH	13:07:48.060

Flag Statistics

TYPE	COUNT	TOTAL LAPS	TOTAL TIME
Green	1	6	14:57.611
Red	0	0	0.000
Safety Car	0	0	0.000
FCY	0	0	0.000

BMCRC - MRO Championships - Rnd 8 @ Snetterton

Open 500 & Rookie 600

RACE 8 - STATISTICS

CLASS : 2

4 Starters

Fastest Lap History

NO	NAME	LAP TIME	TIME OF DAY	LAP	VEHICLE
22	**Rik BALLERINI**	**2:15.749**	13:00:36.005	2	Yamaha TZR 250
1	**Haydon SMITH**	**2:13.887**	13:00:36.044	2	Yamaha TZ 250 3YL
1	**Haydon SMITH**	**2:12.770**	13:02:48.814	3	Yamaha TZ 250 3YL

Leader History

NO	NAME	FROM LAP	LAPS LED	DISTANCE	VEHICLE
22	**Rik BALLERINI**	1	2	5.93 miles	Yamaha TZR 250
1	**Haydon SMITH**	3	4	11.87 miles	Yamaha TZ 250 3YL

BMCRC - MRO Championships - Rnd 8 @ Snetterton

Open 500 & Rookie 600

RACE 8 - STATISTICS

CLASS : 4

10 Starters

Fastest Lap History

NO	NAME	LAP TIME	TIME OF DAY	LAP	VEHICLE
83	**Arnie CARR**	**2:05.622**	13:00:16.352	2	Kawasaki ZX4RR

Leader History

NO	NAME	FROM LAP	LAPS LED	DISTANCE	VEHICLE
83	**Arnie CARR**	1	6	17.81 miles	Kawasaki ZX4RR

BMCRC - MRO Championships - Rnd 8 @ Snetterton

Open 500 & Rookie 600

RACE 8 - STATISTICS

CLASS : R600

14 Starters

Fastest Lap History

NO	NAME	LAP TIME	TIME OF DAY	LAP	VEHICLE
65	**Albert HALL**	**2:03.043**	12:59:38.120	2	Yamaha YZF-R6
282	**Chad SHINER**	**2:02.814**	12:59:38.373	2	Yamaha R6
207	**Simon GRUBER**	**2:02.501**	12:59:38.695	2	Yamaha R6
65	**Albert HALL**	**2:01.952**	13:07:48.061	6	Yamaha YZF-R6

Leader History

NO	NAME	FROM LAP	LAPS LED	DISTANCE	VEHICLE
65	**Albert HALL**	1	6	17.81 miles	Yamaha YZF-R6

Weather / Track : Bright / Dry

Snetterton 300: 2.9689 miles
Date: 06/09/2026 Start: 12:55 Finish: 13:07

BMCRC - MRO Championships - Rnd 8 @ Snetterton

Open 500 & Rookie 600

RACE 17 - GRID (6 Laps)

ROW 15		44 **10** Hugh BRIGHTON	43 **79** Peter WOODALL
ROW 14	42 **101** Augustas GUJIS	41 **82** Jack WOLFF	40 **2** Paul TOLAND
ROW 13	39 **27** Richard HAYWARD	38 **390** 2:24.831 Robert EILBECK	37 **577** 2:23.125 Richard BUCKHAM
ROW 12	36 **113** 2:19.466 Annabelle McCARTHY	35 **67** 2:19.360 Simon HARVEY	34 **88** 2:19.109 George PRINOS
ROW 11	33 **125** 2:18.696 Isabelle WINGATE	32 **41** 2:18.680 Euan BAINBOROUGH	31 **11** 2:17.464 Phil GUILLOU
ROW 10	30 **22** 2:14.246 Rik BALLERINI	29 **1** 2:12.770 Haydon SMITH	28 **40** 2:09.775 Archie ORMROD
ROW 9	27 **115** 2:08.353 Jake DONKERSLEY	26 **16** 2:07.277 Lucas KING	25 **83** 2:05.622 Arnie CARR
ROW 8			
ROW 7			
ROW 6	18 **611** Lewis COOPER	17 **28** Daniel BIGGS	16 **36** Scott ELLIOTT
ROW 5	15 **187** Gavin WHITING	14 **20** 2:15.953 Louis AITKEN	13 **42** 2:15.518 James HEMPHILL
ROW 4	12 **75** 2:14.953 Martin MAAG	11 **675** 2:13.779 David MARCH	10 **103** 2:11.212 Tony FOUNTAIN
ROW 3	9 **62** 2:09.298 James HARGREAVES	8 **91** 2:06.202 Jason CHERRY	7 **85** 2:05.855 Daniel HINDS
ROW 2	6 **17** 2:05.434 Andrew MORRIS	5 **808** 2:05.177 Steven BICKERTON	4 **64** 2:02.795 Tommy HEMPHILL
ROW 1	3 **282** 2:02.576 Chad SHINER	2 **207** 2:02.501 Simon GRUBER	1 **65** 2:01.952 Albert HALL **Pole**

These results are provisional until the conclusion of any judicial and technical matters.

Snetterton 300: 2.9689 miles

Clerk Of Course: Den Grant / Caroline Patterson	Timekeeper: Richard Evans	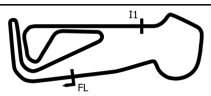

Results can be found at www.tsl-timing.com

Printed - 13:13 Sunday, 06 September 2026

BMCRC - MRO Championships - Rnd 8 @ Snetterton

Open 500 & Rookie 600

RACE 17 - CLASSIFICATION

Race Distance: 6 Laps / 17.81 miles

POS	NO	CL	PIC	NAME	ENTRY	LAPS	TIME	GAP	DIFF	MPH	BEST	ON	GRD	↑↓
1	65	R600	1	Albert HALL	Yamaha YZF-R6 -	6	12:24.567			86.12	2:02.012	5	1	0
2	207	R600	2	Simon GRUBER	Yamaha R6 - Mono Motorcycles	6	12:28.461	3.894	3.894	85.68	2:03.182	5	2	0
3	64	R600	3	Tommy HEMPHILL	Yamaha R6 - GLE (GandL Environmental)	6	12:28.685	4.118	0.224	85.65	2:02.950	3	4	1
4	808	R600	4	Steven BICKERTON	Yamaha R6 -	6	12:41.915	17.348	13.230	84.16	2:05.831	2	5	1
5	85	R600	5	Daniel HINDS	Suzuki GSXR -	6	12:46.833	22.266	4.918	83.62	2:06.281	3	7	2
6	91	R600	6	Jason CHERRY	Kawasaki ZX6R -	6	12:53.363	28.796	6.530	82.92	2:07.428	2	8	2
7	62	R600	7	James HARGREAVES	Yamaha YZF-R6 -	6	13:14.548	49.981	21.185	80.71	2:10.551	2	9	2
8	83	4	1	Arnie CARR *	Kawasaki ZX4RR - Dad	6	13:21.469	56.902	6.921	80.01	2:06.990	4	19	11
9	16	4	2	Lucas KING	Kawasaki ZX4RR - NW racing/ cable house	6	13:24.584	1:00.017	3.115	79.70	2:07.419	4	20	11
10	115	4	3	Jake DONKERSLEY	Kawasaki ZX4RR -	6	13:27.798	1:03.231	3.214	79.38	2:08.279	2	21	11
11	42	R600	8	James HEMPHILL	Yamaha R6 -	6	13:33.734	1:09.167	5.936	78.80	2:13.396	2	13	2
12	40	4	4	Archie ORMROD	Kawasaki ZX4RR - Prestige Flooring	6	13:37.645	1:13.078	3.911	78.43	2:10.263	3	22	10
13	675	R600	9	David MARCH	Triumph 675 - DnDHomeSolutions Racing	6	13:43.079	1:18.512	5.434	77.91	2:15.007	3	11	-2
14	1	2	1	Haydon SMITH	Yamaha TZ 250 3YL - HI-Precision Engineering Ltd	6	13:47.926	1:23.359	4.847	77.45	2:10.195	6	23	9
15	20	R600	10	Louis AITKEN	Yamaha R6 -	6	13:55.957	1:31.390	8.031	76.71	2:17.022	6	14	-1
16	88	2	2	George PRINOS	Yamaha TZ250 - KAPPA PLANNING LTD	6	14:18.746	1:54.179	22.789	74.67	2:16.305	6	28	12
17	22	2	3	Rik BALLERINI	Yamaha TZR 250 - SCLS LTD, CAMBRIDGE MC, GECKO F	6	14:19.541	1:54.974	0.795	74.60	2:16.390	6	24	7
18	41	4	5	Euan BAINBOROUGH	Kawasaki NINJA 400 -	6	14:30.053	2:05.486	10.512	73.70	2:18.406	6	26	8
19	113	4	6	Annabelle McCARTHY	Kawasaki NINJA 400 -	6	14:30.762	2:06.195	0.709	73.64	2:18.460	4	30	11
20	67	4	7	Simon HARVEY	Kawasaki ZX4RR - HCL Car Sales - Dymag	6	14:47.740	2:23.173	16.978	72.23	2:19.460	3	29	9
21	125	4	8	Isabelle WINGATE	Kawasaki NINJA 400 - NPS, Tripz.uk, PermaGroup, ARN Ra	6	14:48.415	2:23.848	0.675	72.18	2:19.422	4	27	6
22	577	4	9	Richard BUCKHAM	Kawasaki 400 ZXRR -	5	12:33.673	1 Lap	1 Lap	70.90	2:22.359	3	31	9
23	390	4	10	Robert EILBECK	KTM RC 390 -	5	12:46.301	1 Lap	12.628	69.73	2:24.462	4	32	9
					NOT CLASSIFIED									
DNF	103	R600		Tony FOUNTAIN	Yamaha R6 -	4	8:59.657	2 Laps	1 Lap	79.22	2:12.827	3	10	
DNF	282	R600		Chad SHINER	Yamaha R6 - Privateer	0							3	

FASTEST LAP

65	R600	Albert HALL	Yamaha YZF-R6 -	5	2:02.012	87.59 mph	140.97 kph	
83	4	Arnie CARR *	Kawasaki ZX4RR - Dad	4	2:06.990	84.16 mph	135.45 kph	
1	2	Haydon SMITH	Yamaha TZ 250 3YL - HI-Precision Engineering Ltd	6	2:10.195	82.09 mph	132.11 kph	

Class R600 - 92.5% of Race Speed = 79.66 mph
Class 4 - 92.5% of Race Speed = 74.00 mph
Class 2 - 92.5% of Race Speed = 71.64 mph

Weather / Track : Bright / Dry
These results are provisional until the conclusion of any judicial and technical matters.

Date: 06/09/2026 Start: 16:43 Finish: 16:55
Snetterton 300: 2.9689 miles

Clerk Of Course: Den Grant / Caroline Patterson	Timekeeper: Richard Evans	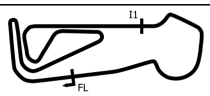

Results can be found at www.tsl-timing.com

Printed - 16:58 Sunday, 06 September 2026

BMCRC - MRO Championships - Rnd 8 @ Snetterton

Open 500 & Rookie 600

RACE 17 - LAP CHART

LAP 1 @ 16:45:09.199

NO	BEHIND	LAP TIME
65		2:08.149
64	0.584	2:08.733
207	2.308	2:10.457
808	3.213	2:11.362
85	5.135	2:13.284
91	5.627	2:13.776
103	9.824	2:17.973
62	10.337	2:18.486
42	13.417	2:21.566
675	13.469	2:21.618
20	16.160	2:24.309
16	35.007	2:43.156
83	35.231	2:43.380
115	35.961	2:44.110
40	36.349	2:44.498
1	40.396	2:48.545
88	45.691	2:53.840
22	46.074	2:54.223
41	47.962	2:56.111
113	48.894	2:57.043
67	50.596	2:58.745
125	50.825	2:58.974
577	51.938	3:00.087
390	56.357	3:04.506

LAP 2 @ 16:47:12.383

NO	BEHIND	LAP TIME
65		2:03.184
64	0.527	2:03.127
207	3.345	2:04.221
808	5.860	2:05.831
85	8.434	2:06.483
91	9.871	2:07.428
62	17.704	2:10.551
103	20.619	2:13.979
42	23.629	2:13.396
675	25.352	2:15.067
20	30.738	2:17.762
16	39.793	2:07.970
83	39.920	2:07.873
115	41.056	2:08.279
40	43.462	2:10.297
1	51.293	2:14.081
88	59.694	2:17.187
22	1:00.517	2:17.627
41	1:03.605	2:18.827
113	1:04.361	2:18.651
67	1:08.767	2:21.355
125	1:10.037	2:22.396
577	1:12.237	2:23.483
390	1:19.945	2:26.772

LAP 3 @ 16:49:15.281

NO	BEHIND	LAP TIME
65		2:02.898
64	0.579	2:02.950
207	3.901	2:03.454
808	8.983	2:06.021
85	11.817	2:06.281
91	15.785	2:08.812
62	25.911	2:11.105
103	30.548	2:12.827
42	35.208	2:14.477
675	37.461	2:15.007
16	44.708	2:07.813
83	44.877	2:07.855
115	46.540	2:08.382
20	46.646	2:18.806
40	50.827	2:10.263
1	1:00.309	2:11.914
88	1:13.657	2:16.861
22	1:15.087	2:17.468
41	1:19.290	2:18.583
113	1:20.415	2:18.952
67	1:25.329	2:19.460
125	1:26.896	2:19.757
577	1:31.698	2:22.359
390	1:42.927	2:25.880

LAP 4 @ 16:51:18.328

NO	BEHIND	LAP TIME
65		2:03.047
64	1.572	2:04.040
207	4.235	2:03.381
808	12.089	2:06.153
85	15.175	2:06.405
91	20.946	2:08.208
62	34.561	2:11.697
103	42.379	2:14.878
42	47.135	2:14.974
83	48.820	2:06.990
16	49.080	2:07.419
675	50.374	2:15.960
115	52.078	2:08.585
40	58.427	2:10.647
20	1:02.337	2:18.738
1	1:08.849	2:11.587
88	1:27.799	2:17.189
22	1:28.714	2:16.674
41	1:35.186	2:18.943
113	1:35.828	2:18.460
67	1:42.166	2:19.884
125	1:43.271	2:19.422
577	1:51.741	2:23.090

LAP 5 @ 16:53:20.340

NO	BEHIND	LAP TIME
65		2:02.012
390	1 Lap	2:24.462
64	3.694	2:04.134
207	5.405	2:03.182
808	16.417	2:06.340
85	19.945	2:06.782
91	26.594	2:07.660
62	43.944	2:11.395
83	54.867	2:08.059
16	57.754	2:10.686
42	59.187	2:14.064
115	59.239	2:09.173
675	1:05.698	2:17.336
40	1:07.267	2:10.852
1	1:18.441	2:11.604
20	1:19.645	2:19.320
88	1:43.151	2:17.364
22	1:43.861	2:17.159
41	1:52.357	2:19.183
113	1:52.978	2:19.162
67	2:03.211	2:23.057
125	2:03.924	2:22.665

LAP 6 @ 16:55:25.617

NO	BEHIND	LAP TIME
65		2:05.277
207	3.894	2:03.766
64	4.118	2:05.701
577	1 Lap	2:24.654
808	17.348	2:06.208
390	1 Lap	2:24.681
85	22.266	2:07.598
91	28.796	2:07.479
62	49.981	2:11.314
83	56.902	2:07.312
16	1:00.017	2:07.540
115	1:03.231	2:09.269
42	1:09.167	2:15.257
40	1:13.078	2:11.088
675	1:18.512	2:18.091
1	1:23.359	2:10.195
20	1:31.390	2:17.022
88	1:54.179	2:16.305
22	1:54.974	2:16.390
41	2:05.486	2:18.406
113	2:06.195	2:18.494
67	2:23.173	2:25.239
125	2:23.848	2:25.201

Weather / Track : Bright / Dry

Snetterton 300: 2.9689 miles
Date: 06/09/2026 Start: 16:43 Finish: 16:55

Results can be found at www.tsl-timing.com

Printed - 16:58 Sunday, 06 September 2026

BMCRC - MRO Championships - Rnd 8 @ Snetterton

Open 500 & Rookie 600

RACE 17 - POSITION CHART

No	Name	Lap Pos	1	2	3	4	5	6
65	HALL	1	65	65	65	65	65	65
207	GRUBER	2	64	64	64	64	64	207
282	SHINER	3	207	207	207	207	207	64
64	HEMPHILL	4	808	808	808	808	808	808
808	BICKERTON	5	85	85	85	85	85	85
85	HINDS	6	91	91	91	91	91	91
91	CHERRY	7	103	62	62	62	62	62
62	HARGREAVES	8	62	103	103	103	83	83
103	FOUNTAIN	9	42	42	42	42	16	16
675	MARCH	10	675	675	675	83	42	115
42	HEMPHILL	11	20	20	16	16	115	42
20	AITKEN	12	16	16	83	675	675	40
83	CARR *	13	83	83	115	115	40	675
16	KING	14	115	115	20	40	1	1
115	DONKERSLEY	15	40	40	40	20	20	20
40	ORMROD	16	1	1	1	1	88	88
1	SMITH	17	88	88	88	88	22	22
22	BALLERINI	18	22	22	22	22	41	41
41	BAINBOROUGH	19	41	41	41	41	113	113
125	WINGATE	20	113	113	113	113	67	67
88	PRINOS	21	67	67	67	67	125	125
67	HARVEY	22	125	125	125	125	577	
113	McCARTHY	23	577	577	577	577	390	
577	BUCKHAM	24	390	390	390	390		
390	EILBECK	25						

Weather / Track : Bright / Dry

Snetterton 300: 2.9689 miles
Date: 06/09/2026 Start: 16:43 Finish: 16:55

Results can be found at www.tsl-timing.com

Printed - 16:58 Sunday, 06 September 2026

BMCRC - MRO Championships - Rnd 8 @ Snetterton

Open 500 & Rookie 600

RACE 17 - SECTOR ANALYSIS

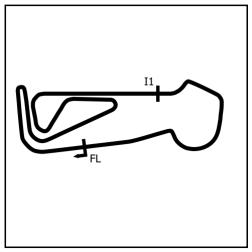

SECTOR 1 = FL to I1, SECTOR 2 = I1 to FL, DIFF = Difference To Personal Best Lap, P = Crossed Finish Line in Pit Lane, D = Time Disallowed

P1 65 R600 Albert HALL

Yamaha YZF-R6 -

IDEAL LAP TIME : 2:02.012 BEST LAP TIME : 2:02.012 DIFFERENCE : 0.000

LAP	SECTOR 1	SECTOR 2	LAP TIME	MPH	DIFF	TIME OF DAY
1 -		41.325	2:08.149	83.40	6.137	16:45:09.199
2 -	1:21.883	41.301	2:03.184	86.76	1.172	16:47:12.383
3 -	1:21.684	41.214	2:02.898 (2)	86.96	0.886	16:49:15.281
4 -	1:22.149	40.898	2:03.047 (3)	86.86	1.035	16:51:18.328
5 -	***1:21.235***	***40.777***	***2:02.012*** (1)	***87.59***		***16:53:20.340***
6 -	1:22.516	42.761	2:05.277	85.31	3.265	16:55:25.617

P2 207 R600 Simon GRUBER

Yamaha R6 - Mono Motorcycles

IDEAL LAP TIME : 2:03.051 BEST LAP TIME : 2:03.182 DIFFERENCE : 0.131

LAP	SECTOR 1	SECTOR 2	LAP TIME	MPH	DIFF	TIME OF DAY
1 -		41.266	2:10.457	81.92	7.275	16:45:11.507
2 -	1:22.678	41.543	2:04.221	86.04	1.039	16:47:15.728
3 -	1:22.095	41.359	2:03.454 (3)	86.57	0.272	16:49:19.182
4 -	***1:21.994***	41.387	2:03.381 (2)	86.62	0.199	16:51:22.563
5 -	1:22.125	***41.057***	***2:03.182*** (1)	***86.76***		***16:53:25.745***
6 -	1:22.101	41.665	2:03.766	86.35	0.584	16:55:29.511

P3 64 R600 Tommy HEMPHILL

Yamaha R6 - GLE (GandL Environmental)

IDEAL LAP TIME : 2:02.865 BEST LAP TIME : 2:02.950 DIFFERENCE : 0.085

LAP	SECTOR 1	SECTOR 2	LAP TIME	MPH	DIFF	TIME OF DAY
1 -		41.841	2:08.733	83.02	5.783	16:45:09.783
2 -	***1:21.442***	41.685	2:03.127 (2)	86.80	0.177	16:47:12.910
3 -	1:21.527	***41.423***	***2:02.950*** (1)	***86.93***		***16:49:15.860***
4 -	1:22.435	41.605	2:04.040 (3)	86.16	1.090	16:51:19.900
5 -	1:22.090	42.044	2:04.134	86.10	1.184	16:53:24.034
6 -	1:23.719	41.982	2:05.701	85.02	2.751	16:55:29.735

P4 808 R600 Steven BICKERTON

Yamaha R6 -

IDEAL LAP TIME : 2:05.696 BEST LAP TIME : 2:05.831 DIFFERENCE : 0.135

LAP	SECTOR 1	SECTOR 2	LAP TIME	MPH	DIFF	TIME OF DAY
1 -		***42.153***	2:11.362	81.36	5.531	16:45:12.412
2 -	1:23.640	42.191	***2:05.831*** (1)	***84.93***		***16:47:18.243***
3 -	***1:23.543***	42.478	2:06.021 (2)	84.81	0.190	16:49:24.264
4 -	1:23.841	42.312	2:06.153 (3)	84.72	0.322	16:51:30.417
5 -	1:24.114	42.226	2:06.340	84.59	0.509	16:53:36.757
6 -	1:24.002	42.206	2:06.208	84.68	0.377	16:55:42.965

P5 85 R600 Daniel HINDS

Suzuki GSXR -

IDEAL LAP TIME : 2:06.229 BEST LAP TIME : 2:06.281 DIFFERENCE : 0.052

LAP	SECTOR 1	SECTOR 2	LAP TIME	MPH	DIFF	TIME OF DAY
1 -		42.533	2:13.284	80.18	7.003	16:45:14.334
2 -	1:24.101	42.382	2:06.483 (3)	84.50	0.202	16:47:20.817
3 -	1:24.073	***42.208***	***2:06.281*** (1)	***84.63***		***16:49:27.098***
4 -	1:24.025	42.380	2:06.405 (2)	84.55	0.124	16:51:33.503
5 -	***1:24.021***	42.761	2:06.782	84.30	0.501	16:53:40.285
6 -	1:24.914	42.684	2:07.598	83.76	1.317	16:55:47.883

P6 91 R600 Jason CHERRY

Kawasaki ZX6R -

IDEAL LAP TIME : 2:07.351 BEST LAP TIME : 2:07.428 DIFFERENCE : 0.077

LAP	SECTOR 1	SECTOR 2	LAP TIME	MPH	DIFF	TIME OF DAY
1 -		***42.712***	2:13.776	79.89	6.348	16:45:14.826
2 -	***1:24.639***	42.789	***2:07.428*** (1)	***83.87***		***16:47:22.254***
3 -	1:25.318	43.494	2:08.812	82.97	1.384	16:49:31.066
4 -	1:25.111	43.097	2:08.208	83.36	0.780	16:51:39.274
5 -	1:24.914	42.746	2:07.660 (3)	83.72	0.232	16:53:46.934
6 -	1:24.737	42.742	2:07.479 (2)	83.84	0.051	16:55:54.413

Weather / Track : Bright / Dry

Snetterton 300: 2.9689 miles

Date: 06/09/2026 Start: 16:43 Finish: 16:55

BMCRC - MRO Championships - Rnd 8 @ Snetterton

Open 500 & Rookie 600

RACE 17 - SECTOR ANALYSIS

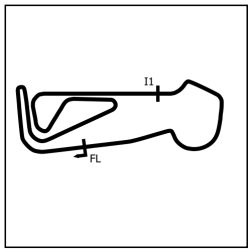

SECTOR 1 = FL to I1, SECTOR 2 = I1 to FL, DIFF = Difference To Personal Best Lap, P = Crossed Finish Line in Pit Lane, D = Time Disallowed

P7 62 R600 James HARGREAVES — Yamaha YZF-R6 -

IDEAL LAP TIME : 2:10.188 BEST LAP TIME : 2:10.551 DIFFERENCE : 0.363

LAP	SECTOR 1	SECTOR 2	LAP TIME	MPH	DIFF	TIME OF DAY
1 -		44.355	2:18.486	77.17	7.935	16:45:19.536
2 -	***1:26.728***	43.823	***2:10.551*** **(1)**	***81.86***		***16:47:30.087***
3 -	1:27.066	44.039	2:11.105 **(2)**	81.52	0.554	16:49:41.192
4 -	1:27.503	44.194	2:11.697	81.15	1.146	16:51:52.889
5 -	1:27.534	43.861	2:11.395	81.34	0.844	16:54:04.284
6 -	1:27.854	***43.460***	2:11.314 **(3)**	81.39	0.763	16:56:15.598

P8 83 4 Arnie CARR * — Kawasaki ZX4RR - Dad

IDEAL LAP TIME : 2:06.645 BEST LAP TIME : 2:06.990 DIFFERENCE : 0.345

LAP	SECTOR 1	SECTOR 2	LAP TIME	MPH	DIFF	TIME OF DAY
1 -		42.385	2:43.380	65.41	36.390	16:45:44.430
2 -	1:25.402	42.471	2:07.873	83.58	0.883	16:47:52.303
3 -	1:24.971	42.884	2:07.855 **(3)**	83.59	0.865	16:50:00.158
4 -	***1:24.742***	42.248	***2:06.990*** **(1)**	***84.16***		***16:52:07.148***
5 -	1:24.811	43.248	2:08.059	83.46	1.069	16:54:15.207
6 -	1:25.409	***41.903***	2:07.312 **(2)**	83.95	0.322	16:56:22.519

P9 16 4 Lucas KING — Kawasaki ZX4RR - NW racing/ cable house

IDEAL LAP TIME : 2:07.322 BEST LAP TIME : 2:07.419 DIFFERENCE : 0.097

LAP	SECTOR 1	SECTOR 2	LAP TIME	MPH	DIFF	TIME OF DAY
1 -		42.773	2:43.156	65.50	35.737	16:45:44.206
2 -	1:25.112	42.858	2:07.970	83.52	0.551	16:47:52.176
3 -	1:25.087	42.726	2:07.813 **(3)**	83.62	0.394	16:49:59.989
4 -	***1:24.913***	42.506	***2:07.419*** **(1)**	***83.88***		***16:52:07.408***
5 -	1:26.888	43.798	2:10.686	81.78	3.267	16:54:18.094
6 -	1:25.131	***42.409***	2:07.540 **(2)**	83.80	0.121	16:56:25.634

P10 115 4 Jake DONKERSLEY — Kawasaki ZX4RR -

IDEAL LAP TIME : 2:07.868 BEST LAP TIME : 2:08.279 DIFFERENCE : 0.411

LAP	SECTOR 1	SECTOR 2	LAP TIME	MPH	DIFF	TIME OF DAY
1 -		***42.429***	2:44.110	65.12	35.831	16:45:45.160
2 -	1:25.685	42.594	***2:08.279*** **(1)**	***83.31***		***16:47:53.439***
3 -	***1:25.439***	42.943	2:08.382 **(2)**	83.25	0.103	16:50:01.821
4 -	1:26.005	42.580	2:08.585 **(3)**	83.12	0.306	16:52:10.406
5 -	1:26.002	43.171	2:09.173	82.74	0.894	16:54:19.579
6 -	1:26.422	42.847	2:09.269	82.68	0.990	16:56:28.848

P11 42 R600 James HEMPHILL — Yamaha R6 -

IDEAL LAP TIME : 2:13.015 BEST LAP TIME : 2:13.396 DIFFERENCE : 0.381

LAP	SECTOR 1	SECTOR 2	LAP TIME	MPH	DIFF	TIME OF DAY
1 -		45.753	2:21.566	75.49	8.170	16:45:22.616
2 -	***1:27.455***	45.941	***2:13.396*** **(1)**	***80.12***		***16:47:36.012***
3 -	1:28.917	***45.560***	2:14.477 **(3)**	79.47	1.081	16:49:50.489
4 -	1:29.181	45.793	2:14.974	79.18	1.578	16:52:05.463
5 -	1:27.976	46.088	2:14.064 **(2)**	79.72	0.668	16:54:19.527
6 -	1:28.751	46.506	2:15.257	79.02	1.861	16:56:34.784

P12 40 4 Archie ORMROD — Kawasaki ZX4RR - Prestige Flooring

IDEAL LAP TIME : 2:09.972 BEST LAP TIME : 2:10.263 DIFFERENCE : 0.291

LAP	SECTOR 1	SECTOR 2	LAP TIME	MPH	DIFF	TIME OF DAY
1 -		***43.036***	2:44.498	64.97	34.235	16:45:45.548
2 -	***1:26.936***	43.361	2:10.297 **(2)**	82.02	0.034	16:47:55.845
3 -	1:26.970	43.293	***2:10.263*** **(1)**	***82.05***		***16:50:06.108***
4 -	1:27.007	43.640	2:10.647 **(3)**	81.80	0.384	16:52:16.755
5 -	1:27.400	43.452	2:10.852	81.68	0.589	16:54:27.607
6 -	1:27.468	43.620	2:11.088	81.53	0.825	16:56:38.695

BMCRC - MRO Championships - Rnd 8 @ Snetterton

Open 500 & Rookie 600

RACE 17 - SECTOR ANALYSIS

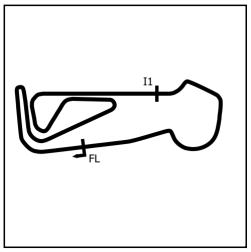

SECTOR 1 = FL to I1, SECTOR 2 = I1 to FL, DIFF = Difference To Personal Best Lap, P = Crossed Finish Line in Pit Lane, D = Time Disallowed

P13 675 R600 David MARCH

Triumph 675 - DnDHomeSolutions Racing

IDEAL LAP TIME : 2:14.250 BEST LAP TIME : 2:15.007 DIFFERENCE : 0.757

LAP	SECTOR 1	SECTOR 2	LAP TIME	MPH	DIFF	TIME OF DAY
1 -		46.129	2:21.618	75.47	6.611	16:45:22.668
2 -	1:29.991	***45.076***	2:15.067 **(2)**	79.13	0.060	16:47:37.735
3 -	***1:29.174***	45.833	***2:15.007*** **(1)**	***79.16***		***16:49:52.742***
4 -	1:30.520	45.440	2:15.960 **(3)**	78.61	0.953	16:52:08.702
5 -	1:30.861	46.475	2:17.336	77.82	2.329	16:54:26.038
6 -	1:31.641	46.450	2:18.091	77.39	3.084	16:56:44.129

P14 1 2 Haydon SMITH

Yamaha TZ 250 3YL - HI-Precision Engineering Ltd

IDEAL LAP TIME : 2:10.195 BEST LAP TIME : 2:10.195 DIFFERENCE : 0.000

LAP	SECTOR 1	SECTOR 2	LAP TIME	MPH	DIFF	TIME OF DAY
1 -		43.663	2:48.545	63.41	38.350	16:45:49.595
2 -	1:29.798	44.283	2:14.081	79.71	3.886	16:48:03.676
3 -	1:27.871	44.043	2:11.914	81.02	1.719	16:50:15.590
4 -	1:27.805	43.782	2:11.587 **(2)**	81.22	1.392	16:52:27.177
5 -	1:27.941	43.663	2:11.604 **(3)**	81.21	1.409	16:54:38.781
6 -	***1:26.988***	***43.207***	***2:10.195*** **(1)**	***82.09***		***16:56:48.976***

P15 20 R600 Louis AITKEN

Yamaha R6 -

IDEAL LAP TIME : 2:17.022 BEST LAP TIME : 2:17.022 DIFFERENCE : 0.000

LAP	SECTOR 1	SECTOR 2	LAP TIME	MPH	DIFF	TIME OF DAY
1 -		46.733	2:24.309	74.06	7.287	16:45:25.359
2 -	1:31.815	45.947	2:17.762 **(2)**	77.58	0.740	16:47:43.121
3 -	1:32.190	46.616	2:18.806	77.00	1.784	16:50:01.927
4 -	1:32.827	45.911	2:18.738 **(3)**	77.03	1.716	16:52:20.665
5 -	1:33.630	45.690	2:19.320	76.71	2.298	16:54:39.985
6 -	***1:31.513***	***45.509***	***2:17.022*** **(1)**	***78.00***		***16:56:57.007***

P16 88 2 George PRINOS

Yamaha TZ250 - KAPPA PLANNING LTD

IDEAL LAP TIME : 2:16.002 BEST LAP TIME : 2:16.305 DIFFERENCE : 0.303

LAP	SECTOR 1	SECTOR 2	LAP TIME	MPH	DIFF	TIME OF DAY
1 -		46.198	2:53.840	61.48	37.535	16:45:54.890
2 -	1:30.558	46.629	2:17.187 **(3)**	77.90	0.882	16:48:12.077
3 -	1:30.819	46.042	2:16.861 **(2)**	78.09	0.556	16:50:28.938
4 -	1:31.258	***45.931***	2:17.189	77.90	0.884	16:52:46.127
5 -	1:30.570	46.794	2:17.364	77.80	1.059	16:55:03.491
6 -	***1:30.071***	46.234	***2:16.305*** **(1)**	***78.41***		***16:57:19.796***

P17 22 2 Rik BALLERINI

Yamaha TZR 250 - SCLS LTD, CAMBRIDGE MC, GECKO RAC

IDEAL LAP TIME : 2:15.695 BEST LAP TIME : 2:16.390 DIFFERENCE : 0.695

LAP	SECTOR 1	SECTOR 2	LAP TIME	MPH	DIFF	TIME OF DAY
1 -		45.792	2:54.223	61.34	37.833	16:45:55.273
2 -	1:31.954	45.673	2:17.627	77.65	1.237	16:48:12.900
3 -	1:31.588	45.880	2:17.468	77.74	1.078	16:50:30.368
4 -	1:31.482	***45.192***	2:16.674 **(2)**	78.20	0.284	16:52:47.042
5 -	1:31.120	46.039	2:17.159 **(3)**	77.92	0.769	16:55:04.201
6 -	***1:30.503***	45.887	***2:16.390*** **(1)**	***78.36***		***16:57:20.591***

P18 41 4 Euan BAINBOROUGH

Kawasaki NINJA 400 -

IDEAL LAP TIME : 2:18.290 BEST LAP TIME : 2:18.406 DIFFERENCE : 0.116

LAP	SECTOR 1	SECTOR 2	LAP TIME	MPH	DIFF	TIME OF DAY
1 -		46.405	2:56.111	60.68	37.705	16:45:57.161
2 -	1:32.863	45.964	2:18.827 **(3)**	76.98	0.421	16:48:15.988
3 -	1:32.730	***45.853***	2:18.583 **(2)**	77.12	0.177	16:50:34.571
4 -	1:32.572	46.371	2:18.943	76.92	0.537	16:52:53.514
5 -	1:32.836	46.347	2:19.183	76.79	0.777	16:55:12.697
6 -	***1:32.437***	45.969	***2:18.406*** **(1)**	***77.22***		***16:57:31.103***

Weather / Track : Bright / Dry

Snetterton 300: 2.9689 miles
Date: 06/09/2026 Start: 16:43 Finish: 16:55

BMCRC - MRO Championships - Rnd 8 @ Snetterton

Open 500 & Rookie 600

RACE 17 - SECTOR ANALYSIS

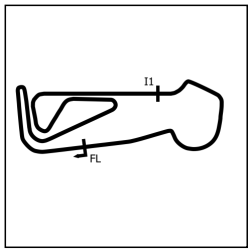

SECTOR 1 = FL to I1, SECTOR 2 = I1 to FL, DIFF = Difference To Personal Best Lap, P = Crossed Finish Line in Pit Lane, D = Time Disallowed

P19 113 4 Annabelle McCARTHY Kawasaki NINJA 400 -

IDEAL LAP TIME : 2:18.288 BEST LAP TIME : 2:18.460 DIFFERENCE : 0.172

LAP	SECTOR 1	SECTOR 2	LAP TIME		MPH	DIFF	TIME OF DAY
1 -		46.790	2:57.043		60.36	38.583	16:45:58.093
2 -	1:32.390	46.261	2:18.651	(3)	77.08	0.191	16:48:16.744
3 -	1:32.810	46.142	2:18.952		76.91	0.492	16:50:35.696
4 -	1:32.524	***45.936***	***2:18.460***	**(1)**	***77.19***		***16:52:54.156***
5 -	1:32.389	46.773	2:19.162		76.80	0.702	16:55:13.318
6 -	***1:32.352***	46.142	2:18.494	**(2)**	77.17	0.034	16:57:31.812

P20 67 4 Simon HARVEY Kawasaki ZX4RR - HCL Car Sales - Dymag

IDEAL LAP TIME : 2:19.193 BEST LAP TIME : 2:19.460 DIFFERENCE : 0.267

LAP	SECTOR 1	SECTOR 2	LAP TIME		MPH	DIFF	TIME OF DAY
1 -		47.616	2:58.745		59.79	39.285	16:45:59.795
2 -	1:33.479	47.876	2:21.355	(3)	75.61	1.895	16:48:21.150
3 -	***1:32.367***	47.093	***2:19.460***	**(1)**	***76.63***		***16:50:40.610***
4 -	1:33.058	***46.826***	2:19.884	**(2)**	76.40	0.424	16:53:00.494
5 -	1:34.947	48.110	2:23.057		74.71	3.597	16:55:23.551
6 -	1:36.034	49.205	2:25.239		73.58	5.779	16:57:48.790

P21 125 4 Isabelle WINGATE Kawasaki NINJA 400 - NPS, Tripz.uk, PermaGroup, ARN Race

IDEAL LAP TIME : 2:19.266 BEST LAP TIME : 2:19.422 DIFFERENCE : 0.156

LAP	SECTOR 1	SECTOR 2	LAP TIME		MPH	DIFF	TIME OF DAY
1 -		47.429	2:58.974		59.71	39.552	16:46:00.024
2 -	1:33.954	48.442	2:22.396	(3)	75.05	2.974	16:48:22.420
3 -	1:33.374	***46.383***	2:19.757	**(2)**	76.47	0.335	16:50:42.177
4 -	***1:32.883***	46.539	***2:19.422***	**(1)**	***76.65***		***16:53:01.599***
5 -	1:34.714	47.951	2:22.665		74.91	3.243	16:55:24.264
6 -	1:36.106	49.095	2:25.201		73.60	5.779	16:57:49.465

P22 577 4 Richard BUCKHAM Kawasaki 400 ZXRR -

IDEAL LAP TIME : 2:22.359 BEST LAP TIME : 2:22.359 DIFFERENCE : 0.000

LAP	SECTOR 1	SECTOR 2	LAP TIME		MPH	DIFF	TIME OF DAY
1 -		47.994	3:00.087		59.34	37.728	16:46:01.137
2 -	1:35.111	48.372	2:23.483	(3)	74.49	1.124	16:48:24.620
3 -	***1:34.390***	***47.969***	***2:22.359***	**(1)**	***75.07***		***16:50:46.979***
4 -	1:34.925	48.165	2:23.090	**(2)**	74.69	0.731	16:53:10.069
5 -	1:35.776	48.878	2:24.654		73.88	2.295	16:55:34.723

P23 390 4 Robert EILBECK KTM RC 390 -

IDEAL LAP TIME : 2:24.244 BEST LAP TIME : 2:24.462 DIFFERENCE : 0.218

LAP	SECTOR 1	SECTOR 2	LAP TIME		MPH	DIFF	TIME OF DAY
1 -		48.863	3:04.506		57.92	40.044	16:46:05.556
2 -	1:37.897	48.875	2:26.772		72.82	2.310	16:48:32.328
3 -	1:37.778	48.102	2:25.880	(3)	73.26	1.418	16:50:58.208
4 -	1:37.092	***47.370***	***2:24.462***	**(1)**	***73.98***		***16:53:22.670***
5 -	***1:36.874***	47.807	2:24.681	**(2)**	73.87	0.219	16:55:47.351

P24 103 R600 Tony FOUNTAIN Yamaha R6 -

IDEAL LAP TIME : 2:12.739 BEST LAP TIME : 2:12.827 DIFFERENCE : 0.088

LAP	SECTOR 1	SECTOR 2	LAP TIME		MPH	DIFF	TIME OF DAY
1 -		***44.529***	2:17.973		77.46	5.146	16:45:19.023
2 -	1:28.434	45.545	2:13.979	**(2)**	79.77	1.152	16:47:33.002
3 -	***1:28.210***	44.617	***2:12.827***	**(1)**	***80.46***		***16:49:45.829***
4 -	1:28.927	45.951	2:14.878	**(3)**	79.24	2.051	16:52:00.707
5 -	1:28.894						

Weather / Track : Bright / Dry

Snetterton 300: 2.9689 miles
Date: 06/09/2026 Start: 16:43 Finish: 16:55

BMCRC - MRO Championships - Rnd 8 @ Snetterton

Open 500 & Rookie 600

RACE 17 - SECTOR ANALYSIS

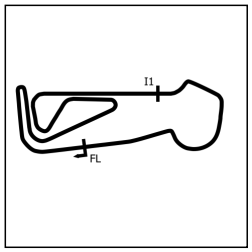

SECTOR 1 = FL to I1, SECTOR 2 = I1 to FL, DIFF = Difference To Personal Best Lap, P = Crossed Finish Line in Pit Lane, D = Time Disallowed

P25 **282** **R600** **Chad SHINER** Yamaha R6 - Privateer

IDEAL LAP TIME : BEST LAP TIME : DIFFERENCE :

LAP	SECTOR 1	SECTOR 2	LAP TIME	MPH	DIFF	TIME OF DAY
1 -						

Weather / Track : Bright / Dry

Snetterton 300: 2.9689 miles
Date: 06/09/2026 Start: 16:43 Finish: 16:55

BMCRC - MRO Championships - Rnd 8 @ Snetterton

Open 500 & Rookie 600

RACE 17 - BEST SECTORS

	SECTOR 1		SECTOR 2	
POS	NO	TIME	NO	TIME
1	**65**	**1:21.235**	**65**	**40.777**
2	**64**	**1:21.442**	**207**	**41.057**
3	**207**	**1:21.994**	**64**	**41.423**
4	**808**	**1:23.543**	**83**	**41.903**
5	**85**	**1:24.021**	**808**	**42.153**
6	**91**	**1:24.639**	**85**	**42.208**
7	**83**	**1:24.742**	**16**	**42.409**
8	**16**	**1:24.913**	**115**	**42.429**
9	**115**	**1:25.439**	**91**	**42.712**
10	**62**	**1:26.728**	**40**	**43.036**
11	**40**	**1:26.936**	**1**	**43.207**
12	**1**	**1:26.988**	**62**	**43.460**
13	**42**	**1:27.455**	**103**	**44.529**
14	**103**	**1:28.210**	**675**	**45.076**
15	**675**	**1:29.174**	**22**	**45.192**
16	**88**	**1:30.071**	**20**	**45.509**
17	**22**	**1:30.503**	**42**	**45.560**
18	**20**	**1:31.513**	**41**	**45.853**
19	**113**	**1:32.352**	**88**	**45.931**
20	**67**	**1:32.367**	**113**	**45.936**
21	**41**	**1:32.437**	**125**	**46.383**
22	**125**	**1:32.883**	**67**	**46.826**
23	**577**	**1:34.390**	**390**	**47.370**
24	**390**	**1:36.874**	**577**	**47.969**
25				

IDEAL / BEST COMPARISON

POS	NO	NAME	IDEAL	BEST	DIFF
		PERFECT LAP	**2:02.012**		
1	**65**	HALL	2:02.012	2:02.012	**0.000**
2	**64**	HEMPHILL	2:02.865	2:02.950	**0.085**
3	**207**	GRUBER	2:03.051	2:03.182	**0.131**
4	**808**	BICKERTON	2:05.696	2:05.831	**0.135**
5	**85**	HINDS	2:06.229	2:06.281	**0.052**
6	**83**	CARR *	2:06.645	2:06.990	**0.345**
7	**16**	KING	2:07.322	2:07.419	**0.097**
8	**91**	CHERRY	2:07.351	2:07.428	**0.077**
9	**115**	DONKERSLEY	2:07.868	2:08.279	**0.411**
10	**40**	ORMROD	2:09.972	2:10.263	**0.291**
11	**62**	HARGREAVES	2:10.188	2:10.551	**0.363**
12	**1**	SMITH	2:10.195	2:10.195	**0.000**
13	**103**	FOUNTAIN	2:12.739	2:12.827	**0.088**
14	**42**	HEMPHILL	2:13.015	2:13.396	**0.381**
15	**675**	MARCH	2:14.250	2:15.007	**0.757**
16	**22**	BALLERINI	2:15.695	2:16.390	**0.695**
17	**88**	PRINOS	2:16.002	2:16.305	**0.303**
18	**20**	AITKEN	2:17.022	2:17.022	**0.000**
19	**113**	McCARTHY	2:18.288	2:18.460	**0.172**
20	**41**	BAINBOROUGH	2:18.290	2:18.406	**0.116**
21	**67**	HARVEY	2:19.193	2:19.460	**0.267**
22	**125**	WINGATE	2:19.266	2:19.422	**0.156**
23	**577**	BUCKHAM	2:22.359	2:22.359	**0.000**
24	**390**	EILBECK	2:24.244	2:24.462	**0.218**

Weather / Track : Bright / Dry

Snetterton 300: 2.9689 miles
Date: 06/09/2026 Start: 16:43 Finish: 16:55

Results can be found at www.tsl-timing.com

Printed - 16:58 Sunday, 06 September 2026

BMCRC - MRO Championships - Rnd 8 @ Snetterton

Open 500 & Rookie 600

RACE 17 - STATISTICS

Competitors Started	25
Planned Start	2026-09-06 @ 16:00:00.000
Actual Start	2026-09-06 @ 16:43:01.049
Finish Time	2026-09-06 @ 16:55:25.616
Track Length	2.9689mi.
Total Laps	140
Total Distance Covered	415.6476mi.

Session Fastest Lap History

NO	CL	NAME	LAP TIME	TIME OF DAY	LAP	VEHICLE
65	R600	**Albert HALL**	**2:03.184**	16:47:12.383	2	Yamaha YZF-R6
64	R600	**Tommy HEMPHILL**	**2:03.127**	16:47:12.910	2	Yamaha R6
65	R600	**Albert HALL**	**2:02.898**	16:49:15.281	3	Yamaha YZF-R6
65	R600	**Albert HALL**	**2:02.012**	16:53:20.340	5	Yamaha YZF-R6

Session Leader History

NO	CL	NAME	FROM LAP	LAPS LED	DISTANCE	VEHICLE
65	R600	**Albert HALL**	1	6	17.81 miles	Yamaha YZF-R6

Flag History

TYPE	TIME OF DAY
GREEN	16:43:01.049
FINISH	16:55:25.616

Flag Statistics

TYPE	COUNT	TOTAL LAPS	TOTAL TIME
Green	1	6	15:04.947
Red	0	0	0.000
Safety Car	0	0	0.000
FCY	0	0	0.000

Weather / Track : Bright / Dry

Snetterton 300: 2.9689 miles
Date: 06/09/2026 Start: 16:43 Finish: 16:55

BMCRC - MRO Championships - Rnd 8 @ Snetterton

Open 500 & Rookie 600

RACE 17 - STATISTICS

CLASS : 2

3 Starters

Fastest Lap History

NO	NAME	LAP TIME	TIME OF DAY	LAP	VEHICLE
1	**Haydon SMITH**	**2:14.081**	16:48:03.676	2	Yamaha TZ 250 3YL
1	**Haydon SMITH**	**2:11.914**	16:50:15.590	3	Yamaha TZ 250 3YL
1	**Haydon SMITH**	**2:11.587**	16:52:27.177	4	Yamaha TZ 250 3YL
1	**Haydon SMITH**	**2:10.195**	16:56:48.976	6	Yamaha TZ 250 3YL

Leader History

NO	NAME	FROM LAP	LAPS LED	DISTANCE	VEHICLE
1	**Haydon SMITH**	1	6	17.81 miles	Yamaha TZ 250 3YL

BMCRC - MRO Championships - Rnd 8 @ Snetterton

Open 500 & Rookie 600

RACE 17 - STATISTICS

CLASS : 4

10 Starters

Fastest Lap History

NO	NAME	LAP TIME	TIME OF DAY	LAP	VEHICLE
16	**Lucas KING**	**2:07.970**	16:47:52.176	2	Kawasaki ZX4RR
83	**Arnie CARR ***	**2:07.873**	16:47:52.303	2	Kawasaki ZX4RR
16	**Lucas KING**	**2:07.813**	16:49:59.989	3	Kawasaki ZX4RR
83	**Arnie CARR ***	**2:06.990**	16:52:07.148	4	Kawasaki ZX4RR

Leader History

NO	NAME	FROM LAP	LAPS LED	DISTANCE	VEHICLE
16	**Lucas KING**	1	3	8.90 miles	Kawasaki ZX4RR
83	**Arnie CARR ***	4	3	8.90 miles	Kawasaki ZX4RR

Weather / Track : Bright / Dry

Snetterton 300: 2.9689 miles
Date: 06/09/2026 Start: 16:43 Finish: 16:55

BMCRC - MRO Championships - Rnd 8 @ Snetterton

Open 500 & Rookie 600

RACE 17 - STATISTICS

CLASS : R600

12 Starters

Fastest Lap History

NO	NAME	LAP TIME	TIME OF DAY	LAP	VEHICLE
65	**Albert HALL**	**2:03.184**	16:47:12.383	2	Yamaha YZF-R6
64	**Tommy HEMPHILL**	**2:03.127**	16:47:12.910	2	Yamaha R6
65	**Albert HALL**	**2:02.898**	16:49:15.281	3	Yamaha YZF-R6
65	**Albert HALL**	**2:02.012**	16:53:20.340	5	Yamaha YZF-R6

Leader History

NO	NAME	FROM LAP	LAPS LED	DISTANCE	VEHICLE
65	**Albert HALL**	1	6	17.81 miles	Yamaha YZF-R6

BMCRC F1 & F2 SIDECARS

BMCRC-MRO Championships – Round 8

Snetterton 300

5th / 6th September 2026

Timing & Results Provided by Timing Solutions Ltd

www.tsl-timing.com

Snetterton 300 Circuit

Norwich, Norfolk, UK

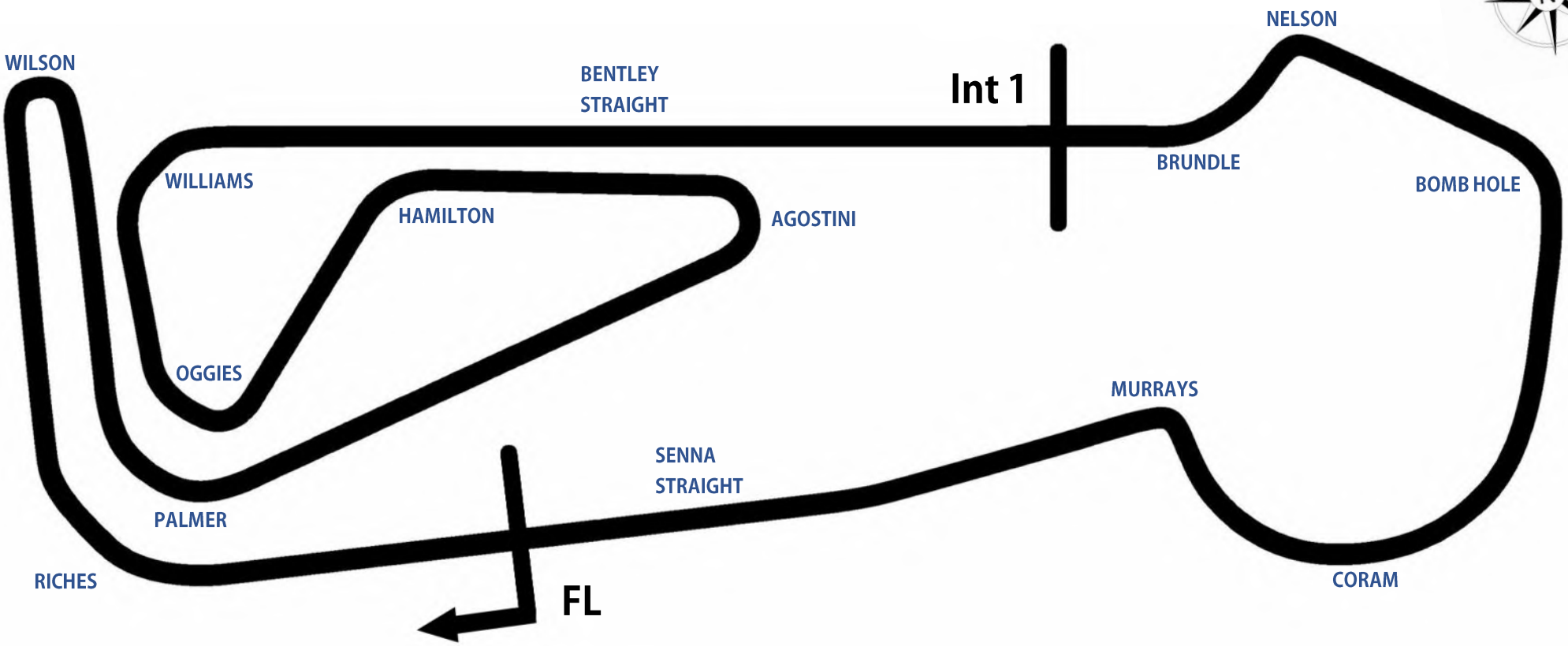

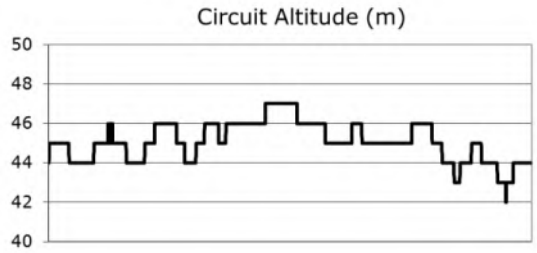

Length	2.9689 miles | 4.778 km | 4778.0 m		
FL		52.46340 N	0.94476 E
Int 1	3198m	52.46617 N	0.94964 E
Pit Entry	4572m	52.46364 N	0.94774 E
Pit Exit	40m after FL	52.46338 N	0.94420 E
Pit Entry - Pit Exit	246m, 17.7S @ 50kph, 14.7s @ 60kph		

Results & Live Timing available at – www.tsl-timing.com

Updated - 14/03/2024 14:52

BMCRC - MRO Championships - Rnd 8 @ Snetterton

BMCRC F1 & F2 Sidecars

QUALIFYING - CLASSIFICATION

POS	NO	CL	PIC	NAME	ENTRY	TIME	ON	LAPS	GAP	DIFF	MPH
1	**27**	F1	1	**P.KIRBY / E.SALMON**	ARS Yamaha 600 - KRT	**2:05.355**	4	4			85.26
2	**11**	F1	2	**S.GILBERT / F.MULDOON**	Ryde 1000 - Angel Inn. Blyth	**2:05.905**	4	4	**0.550**	0.550	84.89
3	**65**	F1	3	**S.CRANSTONE / J.PITT**	Ryde Triumph - AW Racing	**2:12.083**	5	5	**6.728**	6.178	80.91
4	**24**	F2	1	**S.McCAIN / T.OLDROYD**	GP-F2 Yamaha - Handcrafted Joints	**2:12.538**	4	5	**7.183**	0.455	80.64
5	**9**	F1	4	**G.FAIRHURST / M.FAIRHURST**	- Image in Vinyl	**2:14.471**	4	5	**9.116**	1.933	79.48
6	**37**	F2	2	**C.MORPHET / C.ANDERSON**	LCR Honda -	**2:16.724**	5	5	**11.369**	2.253	78.17
7	**88**	F1	5	**L.NICOL / L.DEEMTER**	- Nicol Racing	**2:25.562**	1	1	**20.207**	8.838	73.42
8	**167**	F1	6	**W.PETTMAN / D.WEBB**	Baker Yamaha 1000 - Wesso Racing	**2:28.314**	3	4	**22.959**	2.752	72.06
9	**19**	F1	7	**C.PEACH / K.EDWARDS**	LCR Yamaha 600 - Lifesafety Motorsport	**2:48.744**	2	4	**43.389**	20.430	63.33
10	**33**	F1	8	**S.HEGARTY / J.NEAVE**	Baker Honda - Sean Hegarty Ltd			0			
11	**236**	F2	3	**T.STRINGER / J.STRINGER**	Baker Suzuki - Stringer Brothers Upholstery Limited			0			
12	**38**	F1	9	**C.MOSS / C.BYATT**	LCR Triumph 675 - LifeSafety Motorsport - CharlieMoss			0			

Weather / Track : Bright / Dry

These results are provisional until the conclusion of any judicial and technical matters.

Date: 05/09/2026 Start: 09:13 Finish: 09:23

Snetterton 300: 2.9689 miles

Clerk Of Course: Den Grant / Caroline Patterson	Timekeeper: Richard Evans	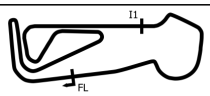

Results can be found at www.tsl-timing.com

Printed - 09:26 Saturday, 05 September 2026

BMCRC - MRO Championships - Rnd 8 @ Snetterton

BMCRC F1 & F2 Sidecars

QUALIFYING - SECTOR ANALYSIS

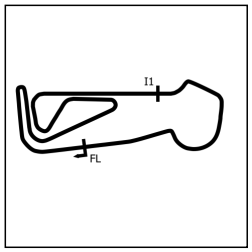

SECTOR 1 = FL to I1, SECTOR 2 = I1 to FL, DIFF = Difference To Personal Best Lap, P = Crossed Finish Line in Pit Lane, D = Time Disallowed

P1 27 F1 P.KIRBY / E.SALMON — ARS Yamaha 600 - KRT

IDEAL LAP TIME : 2:05.286 BEST LAP TIME : 2:05.355 DIFFERENCE : 0.069

LAP	SECTOR 1	SECTOR 2	LAP TIME	MPH	DIFF	TIME OF DAY
1 -	1:42.390	46.163	2:28.553	71.94	23.198	09:16:33.080
2 -	1:26.005	42.236	2:08.241 (3)	83.34	2.886	09:18:41.321
3 -	1:24.321	***41.512***	2:05.833 (2)	84.93	0.478	09:20:47.154
4 -	***1:23.774***	41.581	***2:05.355*** (1)	***85.26***		***09:22:52.509***

P2 11 F1 S.GILBERT / F.MULDOON — Ryde 1000 - Angel Inn. Blyth

IDEAL LAP TIME : 2:05.905 BEST LAP TIME : 2:05.905 DIFFERENCE : 0.000

LAP	SECTOR 1	SECTOR 2	LAP TIME	MPH	DIFF	TIME OF DAY
1 -	1:38.521	IN PIT	3:55.092 P	45.46	1:49.187	09:17:58.475
2 -	OUTLAP	43.222	2:16.132	78.51	10.227	09:20:14.607
3 -	1:25.542	42.188	2:07.730 (2)	83.67	1.825	09:22:22.337
4 -	***1:24.356***	***41.549***	***2:05.905*** (1)	***84.89***		***09:24:28.242***

P3 65 F1 S.CRANSTONE / J.PITT — Ryde Triumph - AW Racing

IDEAL LAP TIME : 2:12.083 BEST LAP TIME : 2:12.083 DIFFERENCE : 0.000

LAP	SECTOR 1	SECTOR 2	LAP TIME	MPH	DIFF	TIME OF DAY
1 -	1:45.591	49.557	2:35.148	68.88	23.065	09:16:39.145
2 -	1:33.476	45.782	2:19.258	76.75	7.175	09:18:58.403
3 -	1:30.357	44.931	2:15.288 (2)	79.00	3.205	09:21:13.691
4 -	1:30.045	45.332	2:15.377 (3)	78.95	3.294	09:23:29.068
5 -	***1:28.159***	***43.924***	***2:12.083*** (1)	***80.91***		***09:25:41.151***

P4 24 F2 S.McCAIN / T.OLDROYD — GP-F2 Yamaha - Handcrafted Joints

IDEAL LAP TIME : 2:12.468 BEST LAP TIME : 2:12.538 DIFFERENCE : 0.070

LAP	SECTOR 1	SECTOR 2	LAP TIME	MPH	DIFF	TIME OF DAY
1 -	1:39.218	47.329	2:26.547	72.93	14.009	09:16:31.466
2 -	1:29.673	***44.095***	2:13.768 (3)	79.90	1.230	09:18:45.234
3 -	1:28.805	44.455	2:13.260 (2)	80.20	0.722	09:20:58.494
4 -	***1:28.373***	44.165	***2:12.538*** (1)	***80.64***		***09:23:11.032***
5 -	1:28.530	59.517	2:28.047	72.19	15.509	09:25:39.079

P5 9 F1 G.FAIRHURST / M.FAIRHURST — - Image in Vinyl

IDEAL LAP TIME : 2:14.335 BEST LAP TIME : 2:14.471 DIFFERENCE : 0.136

LAP	SECTOR 1	SECTOR 2	LAP TIME	MPH	DIFF	TIME OF DAY
1 -	1:47.724	49.855	2:37.579	67.82	23.108	09:16:46.184
2 -	1:31.771	45.833	2:17.604	77.67	3.133	09:19:03.788
3 -	1:30.187	44.960	2:15.147 (3)	79.08	0.676	09:21:18.935
4 -	***1:29.440***	45.031	***2:14.471*** (1)	***79.48***		***09:23:33.406***
5 -	1:29.923	***44.895***	2:14.818 (2)	79.27	0.347	09:25:48.224

P6 37 F2 C.MORPHET / C.ANDERSON — LCR Honda -

IDEAL LAP TIME : 2:16.724 BEST LAP TIME : 2:16.724 DIFFERENCE : 0.000

LAP	SECTOR 1	SECTOR 2	LAP TIME	MPH	DIFF	TIME OF DAY
1 -	1:41.196	48.187	2:29.383	71.54	12.659	09:16:34.299
2 -	1:33.863	46.193	2:20.056	76.31	3.332	09:18:54.355
3 -	1:31.849	45.762	2:17.611 (2)	77.66	0.887	09:21:11.966
4 -	1:32.435	45.971	2:18.406 (3)	77.22	1.682	09:23:30.372
5 -	***1:31.251***	***45.473***	***2:16.724*** (1)	***78.17***		***09:25:47.096***

P7 88 F1 L.NICOL / L.DEEMTER — - Nicol Racing

IDEAL LAP TIME : 2:25.562 BEST LAP TIME : 2:25.562 DIFFERENCE : 0.000

LAP	SECTOR 1	SECTOR 2	LAP TIME	MPH	DIFF	TIME OF DAY
1 -	***1:37.855***	***47.707***	***2:25.562*** (1)	***73.42***		***09:16:29.899***

Weather / Track : Bright / Dry

Snetterton 300: 2.9689 miles
Date: 05/09/2026 Start: 09:13 Finish: 09:23

BMCRC - MRO Championships - Rnd 8 @ Snetterton

BMCRC F1 & F2 Sidecars

QUALIFYING - SECTOR ANALYSIS

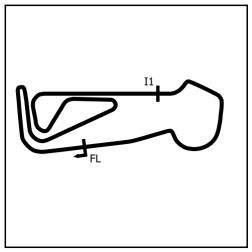

SECTOR 1 = FL to I1, SECTOR 2 = I1 to FL, DIFF = Difference To Personal Best Lap, P = Crossed Finish Line in Pit Lane, D = Time Disallowed

P8 167 F1 W.PETTMAN / D.WEBB Baker Yamaha 1000 - Wesso Racing

IDEAL LAP TIME : 2:28.314 BEST LAP TIME : 2:28.314 DIFFERENCE : 0.000

LAP	SECTOR 1	SECTOR 2	LAP TIME	MPH	DIFF	TIME OF DAY
1 -	1:44.363	52.135	2:36.498	68.29	8.184	09:16:49.856
2 -	1:41.047	49.650	2:30.697 **(3)**	70.92	2.383	09:19:20.553
3 -	***1:38.954***	***49.360***	***2:28.314 (1)***	***72.06***		***09:21:48.867***
4 -	1:40.367	49.490	2:29.857 **(2)**	71.32	1.543	09:24:18.724

P9 19 F1 C.PEACH / K.EDWARDS LCR Yamaha 600 - Lifesafety Motorsport

IDEAL LAP TIME : 2:48.744 BEST LAP TIME : 2:48.744 DIFFERENCE : 0.000

LAP	SECTOR 1	SECTOR 2	LAP TIME	MPH	DIFF	TIME OF DAY
1 -	1:56.917	57.975	2:54.892	61.11	6.148	09:17:07.120
2 -	***1:52.670***	***56.074***	***2:48.744 (1)***	***63.33***		***09:19:55.864***
3 -	1:53.697	56.350	2:50.047 **(2)**	62.85	1.303	09:22:45.911
4 -	1:53.738	57.000	2:50.738 **(3)**	62.59	1.994	09:25:36.649

P10 33 F1 S.HEGARTY / J.NEAVE Baker Honda - Sean Hegarty Ltd

IDEAL LAP TIME : BEST LAP TIME : DIFFERENCE :

LAP	SECTOR 1	SECTOR 2	LAP TIME	MPH	DIFF	TIME OF DAY
1 -	***1:36.061***					

BMCRC - MRO Championships - Rnd 8 @ Snetterton

BMCRC F1 & F2 Sidecars

QUALIFYING - BEST SECTORS

POS	SECTOR 1 NO	SECTOR 1 TIME	SECTOR 2 NO	SECTOR 2 TIME
1	**27**	**1:23.774**	**27**	**41.512**
2	**11**	**1:24.356**	**11**	**41.549**
3	**65**	**1:28.159**	**65**	**43.924**
4	**24**	**1:28.373**	**24**	**44.095**
5	**9**	**1:29.440**	**9**	**44.895**
6	**37**	**1:31.251**	**37**	**45.473**
7	**33**	**1:36.061**	**88**	**47.707**
8	**88**	**1:37.855**	**167**	**49.360**
9	**167**	**1:38.954**	**19**	**56.074**
10	**19**	**1:52.670**		
11				
12				

IDEAL / BEST COMPARISON

			PERFECT LAP	2:05.286		
POS	NO	NAME		IDEAL	BEST	DIFF
1	**27**	P.KIRBY / E.SALMON		2:05.286	2:05.355	**0.069**
2	**11**	S.GILBERT / F.MULDOON		2:05.905	2:05.905	**0.000**
3	**65**	S.CRANSTONE / J.PITT		2:12.083	2:12.083	**0.000**
4	**24**	S.McCAIN / T.OLDROYD		2:12.468	2:12.538	**0.070**
5	**9**	G.FAIRHURST / M.FAIRHURST		2:14.335	2:14.471	**0.136**
6	**37**	C.MORPHET / C.ANDERSON		2:16.724	2:16.724	**0.000**
7	**88**	L.NICOL / L.DEEMTER		2:25.562	2:25.562	**0.000**
8	**167**	W.PETTMAN / D.WEBB		2:28.314	2:28.314	**0.000**
9	**19**	C.PEACH / K.EDWARDS		2:48.744	2:48.744	**0.000**

Weather / Track : Bright / Dry

Snetterton 300: 2.9689 miles
Date: 05/09/2026 Start: 09:13 Finish: 09:23

Results can be found at www.tsl-timing.com

Printed - 09:27 Saturday, 05 September 2026

BMCRC - MRO Championships - Rnd 8 @ Snetterton

BMCRC F1 & F2 Sidecars

QUALIFYING - STATISTICS

Competitors Started	12
Planned Start	2026-09-05 @ 09:13:00.000
Actual Start	2026-09-05 @ 09:13:44.224
Finish Time	2026-09-05 @ 09:23:41.977
Track Length	2.9689mi.
Total Laps	37
Total Distance Covered	109.8497mi.

Session Fastest Lap History

NO	CL	NAME	LAP TIME	TIME OF DAY	LAP	VEHICLE
88	F1	**L.NICOL / L.DEEMTER**	**2:25.562**	09:16:29.899	1	
27	F1	**P.KIRBY / E.SALMON**	**2:08.241**	09:18:41.321	2	ARS Yamaha 600
27	F1	**P.KIRBY / E.SALMON**	**2:05.833**	09:20:47.154	3	ARS Yamaha 600
27	F1	**P.KIRBY / E.SALMON**	**2:05.355**	09:22:52.509	4	ARS Yamaha 600

Flag History

TYPE	TIME OF DAY
GREEN	09:13:44.224
FINISH	09:23:41.977

Flag Statistics

TYPE	COUNT	TOTAL LAPS	TOTAL TIME
Green	1	5	12:19.432
Red	0	0	0.000
Safety Car	0	0	0.000
FCY	0	0	0.000

BMCRC - MRO Championships - Rnd 8 @ Snetterton

BMCRC F1 & F2 Sidecars

QUALIFYING - STATISTICS

CLASS : F1

9 Starters

Fastest Lap History

NO	NAME	LAP TIME	TIME OF DAY	LAP	VEHICLE
88	**L.NICOL / L.DEEMTER**	**2:25.562**	09:16:29.899	1	
27	**P.KIRBY / E.SALMON**	**2:08.241**	09:18:41.321	2	ARS Yamaha 600
27	**P.KIRBY / E.SALMON**	**2:05.833**	09:20:47.154	3	ARS Yamaha 600
27	**P.KIRBY / E.SALMON**	**2:05.355**	09:22:52.509	4	ARS Yamaha 600

BMCRC - MRO Championships - Rnd 8 @ Snetterton

BMCRC F1 & F2 Sidecars

QUALIFYING - STATISTICS

CLASS : F2

3 Starters

Fastest Lap History

NO	NAME	LAP TIME	TIME OF DAY	LAP	VEHICLE
24	**S.McCAIN / T.OLDROYD**	**2:26.547**	09:16:31.466	1	GP-F2 Yamaha
24	**S.McCAIN / T.OLDROYD**	**2:13.768**	09:18:45.234	2	GP-F2 Yamaha
24	**S.McCAIN / T.OLDROYD**	**2:13.260**	09:20:58.494	3	GP-F2 Yamaha
24	**S.McCAIN / T.OLDROYD**	**2:12.538**	09:23:11.032	4	GP-F2 Yamaha

BMCRC - MRO Championships - Rnd 8 @ Snetterton

BMCRC F1 & F2 Sidecars

RACE 2 - GRID (5 Laps)



These results are provisional until the conclusion of any judicial and technical matters.

Snetterton 300: 2.9689 miles

Clerk Of Course: Den Grant / Caroline Patterson	Timekeeper: Richard Evans	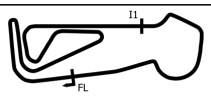

Results can be found at www.tsl-timing.com

Printed - 09:28 Saturday, 05 September 2026

BMCRC - MRO Championships - Rnd 8 @ Snetterton

BMCRC F1 & F2 Sidecars

RACE 2 - CLASSIFICATION

Race Distance: 5 Laps / 14.84 miles

POS	NO	CL	PIC	NAME	ENTRY	LAPS	TIME	GAP	DIFF	MPH	BEST	ON	GRD	↑↓
1	**27**	F1	1	**P.KIRBY / E.SALMON**	ARS Yamaha 600 - KRT	**5**	10:27.215			85.20	**2:04.099**	5	1	0
2	**11**	F1	2	**S.GILBERT / F.MULDOON**	Ryde 1000 - Angel Inn. Blyth	**5**	10:28.036	**0.821**	0.821	85.09	**2:04.020**	5	2	0
3	**33**	F1	3	**S.HEGARTY / J.NEAVE**	Baker Honda - Sean Hegarty Ltd	**5**	10:28.636	**1.421**	0.600	85.01	**2:03.023**	5	10	7
4	**65**	F1	4	**S.CRANSTONE / J.PITT**	Ryde Triumph - AW Racing	**5**	10:55.287	**28.072**	26.651	81.55	**2:09.206**	3	3	-1
5	**24**	F2	1	**S.McCAIN / T.OLDROYD**	GP-F2 Yamaha - Handcrafted Joints	**5**	10:58.939	**31.724**	3.652	81.10	**2:09.258**	4	4	-1
6	**9**	F1	5	**G.FAIRHURST / M.FAIRHURST**	- Image in Vinyl	**5**	11:19.035	**51.820**	20.096	78.70	**2:13.298**	4	5	-1
7	**37**	F2	2	**C.MORPHET / C.ANDERSON**	LCR Honda -	**5**	11:20.613	**53.398**	1.578	78.51	**2:13.468**	4	6	-1
8	**167**	F1	6	**W.PETTMAN / D.WEBB**	Baker Yamaha 1000 - Wesso Racing	**5**	12:36.467	**2:09.252**	1:15.854	70.64	**2:29.237**	4	8	0
9	**19**	F1	7	**C.PEACH / K.EDWARDS**	LCR Yamaha 600 - Lifesafety Motorsport	**4**	11:21.932	**1 Lap**	1 Lap	62.69	**2:47.452**	2	9	0
					NOT CLASSIFIED									
DNF	**236**	F2		**T.STRINGER / J.STRINGER**	Baker Suzuki - Stringer Brothers Upholstery Limited	**0**							11	
					NOT STARTED									
NS	**88**	F1		**L.NICOL / L.DEEMTER**	- Nicol Racing								7	
NS	**38**	F1		**C.MOSS / C.BYATT**	LCR Triumph 675 - LifeSafety Motorsport - CharlieMossRacir								12	
NS	**15**	F2		**G.GIBSON / J.SHARP**	CES Suzuki - Deva Maintenance Services								13	
NS	**77**	F1		**T.REEVES / M.WILKES**	Adolf RS Yamaha - Bonovo Action/ Rich Energy								14	

				FASTEST LAP					
	33	F1	**S.HEGARTY / J.NEAVE**	Baker Honda - Sean Hegarty Ltd	**5**	2:03.023	86.87 mph	139.81 kph	
	24	F2	**S.McCAIN / T.OLDROYD**	GP-F2 Yamaha - Handcrafted Joints	**4**	2:09.258	82.68 mph	133.07 kph	

Class F1 - 92.5% of Race Speed = 78.81 mph
Class F2 - 92.5% of Race Speed = 75.01 mph

Weather / Track : Bright / Dry
These results are provisional until the conclusion of any judicial and technical matters.

Date: 05/09/2026 Start: 12:10 Finish: 12:20
Snetterton 300: 2.9689 miles

Clerk Of Course: Den Grant / Caroline Patterson	Timekeeper: Richard Evans	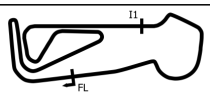

Results can be found at www.tsl-timing.com

Printed - 12:23 Saturday, 05 September 2026

BMCRC - MRO Championships - Rnd 8 @ Snetterton

BMCRC F1 & F2 Sidecars

RACE 2 - LAP CHART

LAP 1	@ 12:12:19.559	
NO	BEHIND	LAP TIME
11		2:09.874
27	0.152	2:10.026
33	5.673	2:15.547
65	6.459	2:16.333
24	7.854	2:17.728
37	11.641	2:21.515
9	14.010	2:23.884
167	25.944	2:35.818
19	39.772	2:49.646

LAP 2	@ 12:14:23.875	
NO	BEHIND	LAP TIME
27		2:04.164
11	0.622	2:04.938
33	4.954	2:03.597
65	12.689	2:10.546
24	14.076	2:10.538
37	23.242	2:15.917
9	23.975	2:14.281
167	52.810	2:31.182
19	1:22.908	2:47.452

LAP 3	@ 12:16:28.181	
NO	BEHIND	LAP TIME
27		2:04.306
11	0.719	2:04.403
33	3.757	2:03.109
65	17.589	2:09.206
24	20.156	2:10.386
37	33.685	2:14.749
9	33.755	2:14.086
167	1:18.688	2:30.184

LAP 4	@ 12:18:32.801	
NO	BEHIND	LAP TIME
27		2:04.620
11	0.900	2:04.801
33	2.497	2:03.360
19	1 Lap	2:51.475
65	22.848	2:09.879
24	24.794	2:09.258
9	42.433	2:13.298
37	42.533	2:13.468
167	1:43.305	2:29.237

LAP 5	@ 12:20:36.900	
NO	BEHIND	LAP TIME
27		2:04.099
11	0.821	2:04.020
33	1.421	2:03.023
65	28.072	2:09.323
24	31.724	2:11.029
9	51.820	2:13.486
37	53.398	2:14.964
19	1 Lap	2:53.359
167	2:09.252	2:30.046

Weather / Track : Bright / Dry

Snetterton 300: 2.9689 miles
Date: 05/09/2026 Start: 12:10 Finish: 12:20

Results can be found at www.tsl-timing.com

Printed - 12:23 Saturday, 05 September 2026

BMCRC - MRO Championships - Rnd 8 @ Snetterton

BMCRC F1 & F2 Sidecars

RACE 2 - POSITION CHART

No	Name	Lap Pos	1	2	3	4	5
27	P.KIRBY / E.SALMON	1	11	27	27	27	27
11	S.GILBERT / F.MULDO	2	27	11	11	11	11
65	S.CRANSTONE / J.PIT	3	33	33	33	33	33
24	S.McCAIN / T.OLDROY	4	65	65	65	65	65
9	G.FAIRHURST / M.FAI	5	24	24	24	24	24
37	C.MORPHET / C.ANDE	6	37	37	37	9	9
88	L.NICOL / L.DEEMTER	7	9	9	9	37	37
167	W.PETTMAN / D.WEBB	8	167	167	167	167	167
19	C.PEACH / K.EDWARD	9	19	19	19	19	
33	S.HEGARTY / J.NEAVE	10					
236	T.STRINGER / J.STRIN	11					
38	C.MOSS / C.BYATT	12					
15	G.GIBSON / J.SHARP	13					
77	T.REEVES / M.WILKES	14					

Weather / Track : Bright / Dry

Snetterton 300: 2.9689 miles
Date: 05/09/2026 Start: 12:10 Finish: 12:20

Results can be found at www.tsl-timing.com

Printed - 12:24 Saturday, 05 September 2026

BMCRC - MRO Championships - Rnd 8 @ Snetterton

BMCRC F1 & F2 Sidecars

RACE 2 - SECTOR ANALYSIS

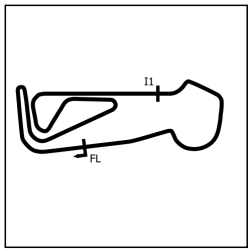

SECTOR 1 = FL to I1, SECTOR 2 = I1 to FL, DIFF = Difference To Personal Best Lap, P = Crossed Finish Line in Pit Lane, D = Time Disallowed

P1 27 F1 P.KIRBY / E.SALMON

ARS Yamaha 600 - KRT

IDEAL LAP TIME : 2:03.832 BEST LAP TIME : 2:04.099 DIFFERENCE : 0.267

LAP	SECTOR 1	SECTOR 2	LAP TIME	MPH	DIFF	TIME OF DAY
1 -		***41.317***	2:10.026	82.19	5.927	12:12:19.711
2 -	1:22.756	41.408	2:04.164 **(2)**	86.08	0.065	12:14:23.875
3 -	1:22.910	41.396	2:04.306 **(3)**	85.98	0.207	12:16:28.181
4 -	***1:22.515***	42.105	2:04.620	85.76	0.521	12:18:32.801
5 -	1:22.662	41.437	***2:04.099*** **(1)**	***86.12***		***12:20:36.900***

P2 11 F1 S.GILBERT / F.MULDOON

Ryde 1000 - Angel Inn. Blyth

IDEAL LAP TIME : 2:04.020 BEST LAP TIME : 2:04.020 DIFFERENCE : 0.000

LAP	SECTOR 1	SECTOR 2	LAP TIME	MPH	DIFF	TIME OF DAY
1 -		41.349	2:09.874	82.29	5.854	12:12:19.559
2 -	1:23.614	41.324	2:04.938	85.54	0.918	12:14:24.497
3 -	1:23.228	41.175	2:04.403 **(2)**	85.91	0.383	12:16:28.900
4 -	1:23.181	41.620	2:04.801 **(3)**	85.64	0.781	12:18:33.701
5 -	***1:22.878***	***41.142***	***2:04.020*** **(1)**	***86.18***		***12:20:37.721***

P3 33 F1 S.HEGARTY / J.NEAVE

Baker Honda - Sean Hegarty Ltd

IDEAL LAP TIME : 2:02.934 BEST LAP TIME : 2:03.023 DIFFERENCE : 0.089

LAP	SECTOR 1	SECTOR 2	LAP TIME	MPH	DIFF	TIME OF DAY
1 -		41.810	2:15.547	78.85	12.524	12:12:25.232
2 -	1:23.059	***40.538***	2:03.597	86.47	0.574	12:14:28.829
3 -	1:22.541	40.568	2:03.109 **(2)**	86.81	0.086	12:16:31.938
4 -	***1:22.396***	40.964	2:03.360 **(3)**	86.64	0.337	12:18:35.298
5 -	1:22.482	40.541	***2:03.023*** **(1)**	***86.87***		***12:20:38.321***

P4 65 F1 S.CRANSTONE / J.PITT

Ryde Triumph - AW Racing

IDEAL LAP TIME : 2:08.620 BEST LAP TIME : 2:09.206 DIFFERENCE : 0.586

LAP	SECTOR 1	SECTOR 2	LAP TIME	MPH	DIFF	TIME OF DAY
1 -		43.262	2:16.333	78.39	7.127	12:12:26.018
2 -	1:27.220	43.326	2:10.546	81.87	1.340	12:14:36.564
3 -	1:26.049	***43.157***	***2:09.206*** **(1)**	***82.72***		***12:16:45.770***
4 -	1:26.430	43.449	2:09.879 **(3)**	82.29	0.673	12:18:55.649
5 -	***1:25.463***	43.860	2:09.323 **(2)**	82.64	0.117	12:21:04.972

P5 24 F2 S.McCAIN / T.OLDROYD

GP-F2 Yamaha - Handcrafted Joints

IDEAL LAP TIME : 2:09.258 BEST LAP TIME : 2:09.258 DIFFERENCE : 0.000

LAP	SECTOR 1	SECTOR 2	LAP TIME	MPH	DIFF	TIME OF DAY
1 -		44.009	2:17.728	77.60	8.470	12:12:27.413
2 -	1:26.939	43.599	2:10.538 **(3)**	81.87	1.280	12:14:37.951
3 -	1:26.879	43.507	2:10.386 **(2)**	81.97	1.128	12:16:48.337
4 -	***1:26.207***	***43.051***	***2:09.258*** **(1)**	***82.68***		***12:18:57.595***
5 -	1:27.095	43.934	2:11.029	81.57	1.771	12:21:08.624

P6 9 F1 G.FAIRHURST / M.FAIRHURST

- Image in Vinyl

IDEAL LAP TIME : 2:12.794 BEST LAP TIME : 2:13.298 DIFFERENCE : 0.504

LAP	SECTOR 1	SECTOR 2	LAP TIME	MPH	DIFF	TIME OF DAY
1 -		45.352	2:23.884	74.28	10.586	12:12:33.569
2 -	1:29.186	45.095	2:14.281	79.59	0.983	12:14:47.850
3 -	1:29.307	***44.779***	2:14.086 **(3)**	79.71	0.788	12:17:01.936
4 -	1:28.480	44.818	***2:13.298*** **(1)**	***80.18***		***12:19:15.234***
5 -	***1:28.015***	45.471	2:13.486 **(2)**	80.06	0.188	12:21:28.720

Weather / Track : Bright / Dry

Snetterton 300: 2.9689 miles
Date: 05/09/2026 Start: 12:10 Finish: 12:20

BMCRC - MRO Championships - Rnd 8 @ Snetterton

BMCRC F1 & F2 Sidecars

RACE 2 - SECTOR ANALYSIS

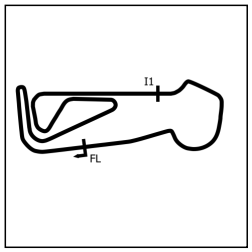

SECTOR 1 = FL to I1, SECTOR 2 = I1 to FL, DIFF = Difference To Personal Best Lap, P = Crossed Finish Line in Pit Lane, D = Time Disallowed

P7 37 F2 C.MORPHET / C.ANDERSON LCR Honda -

IDEAL LAP TIME : 2:13.468 BEST LAP TIME : 2:13.468 DIFFERENCE : 0.000

LAP	SECTOR 1	SECTOR 2	LAP TIME	MPH	DIFF	TIME OF DAY
1 -		45.187	2:21.515	75.52	8.047	12:12:31.200
2 -	1:30.959	44.958	2:15.917	78.63	2.449	12:14:47.117
3 -	1:29.440	45.309	2:14.749 **(2)**	79.31	1.281	12:17:01.866
4 -	***1:29.340***	***44.128***	***2:13.468 (1)***	***80.07***		***12:19:15.334***
5 -	1:29.692	45.272	2:14.964 **(3)**	79.19	1.496	12:21:30.298

P8 167 F1 W.PETTMAN / D.WEBB Baker Yamaha 1000 - Wesso Racing

IDEAL LAP TIME : 2:29.237 BEST LAP TIME : 2:29.237 DIFFERENCE : 0.000

LAP	SECTOR 1	SECTOR 2	LAP TIME	MPH	DIFF	TIME OF DAY
1 -		50.816	2:35.818	68.59	6.581	12:12:45.503
2 -	1:40.119	51.063	2:31.182	70.69	1.945	12:15:16.685
3 -	1:39.747	50.437	2:30.184 **(3)**	71.16	0.947	12:17:46.869
4 -	***1:39.217***	***50.020***	***2:29.237 (1)***	***71.61***		***12:20:16.106***
5 -	1:39.422	50.624	2:30.046 **(2)**	71.23	0.809	12:22:46.152

P9 19 F1 C.PEACH / K.EDWARDS LCR Yamaha 600 - Lifesafety Motorsport

IDEAL LAP TIME : 2:44.831 BEST LAP TIME : 2:47.452 DIFFERENCE : 2.621

LAP	SECTOR 1	SECTOR 2	LAP TIME	MPH	DIFF	TIME OF DAY
1 -		***55.060***	2:49.646	63.00	2.194	12:12:59.331
2 -	***1:49.771***	57.681	***2:47.452 (1)***	***63.82***		***12:15:46.783***
3 -	1:53.889	57.586	2:51.475 **(2)**	62.33	4.023	12:18:38.258
4 -	1:54.445	58.914	2:53.359 **(3)**	61.65	5.907	12:21:31.617

P10 236 F2 T.STRINGER / J.STRINGER Baker Suzuki - Stringer Brothers Upholstery Limited

IDEAL LAP TIME : BEST LAP TIME : DIFFERENCE :

LAP	SECTOR 1	SECTOR 2	LAP TIME	MPH	DIFF	TIME OF DAY
1 -						

BMCRC - MRO Championships - Rnd 8 @ Snetterton

BMCRC F1 & F2 Sidecars

RACE 2 - BEST SECTORS

	SECTOR 1		SECTOR 2	
POS	NO	TIME	NO	TIME
1	**33**	**1:22.396**	**33**	**40.538**
2	**27**	**1:22.515**	**11**	**41.142**
3	**11**	**1:22.878**	**27**	**41.317**
4	**65**	**1:25.463**	**24**	**43.051**
5	**24**	**1:26.207**	**65**	**43.157**
6	**9**	**1:28.015**	**37**	**44.128**
7	**37**	**1:29.340**	**9**	**44.779**
8	**167**	**1:39.217**	**167**	**50.020**
9	**19**	**1:49.771**	**19**	**55.060**
10				

IDEAL / BEST COMPARISON

POS	NO	NAME	IDEAL	BEST	DIFF
		PERFECT LAP	**2:02.934**		
1	**33**	S.HEGARTY / J.NEAVE	2:02.934	2:03.023	**0.089**
2	**27**	P.KIRBY / E.SALMON	2:03.832	2:04.099	**0.267**
3	**11**	S.GILBERT / F.MULDOON	2:04.020	2:04.020	**0.000**
4	**65**	S.CRANSTONE / J.PITT	2:08.620	2:09.206	**0.586**
5	**24**	S.McCAIN / T.OLDROYD	2:09.258	2:09.258	**0.000**
6	**9**	G.FAIRHURST / M.FAIRHURST	2:12.794	2:13.298	**0.504**
7	**37**	C.MORPHET / C.ANDERSON	2:13.468	2:13.468	**0.000**
8	**167**	W.PETTMAN / D.WEBB	2:29.237	2:29.237	**0.000**
9	**19**	C.PEACH / K.EDWARDS	2:44.831	2:47.452	**2.621**

Weather / Track : Bright / Dry

Snetterton 300: 2.9689 miles
Date: 05/09/2026 Start: 12:10 Finish: 12:20

Results can be found at www.tsl-timing.com

Printed - 12:23 Saturday, 05 September 2026

BMCRC - MRO Championships - Rnd 8 @ Snetterton

BMCRC F1 & F2 Sidecars

RACE 2 - STATISTICS

Competitors Started	10
Planned Start	2026-09-05 @ 11:35:00.000
Actual Start	2026-09-05 @ 12:10:09.684
Finish Time	2026-09-05 @ 12:20:36.899
Track Length	2.9689mi.
Total Laps	44
Total Distance Covered	130.6321mi.

Session Fastest Lap History

NO	CL	NAME	LAP TIME	TIME OF DAY	LAP	VEHICLE
27	F1	**P.KIRBY / E.SALMON**	**2:04.164**	12:14:23.875	2	ARS Yamaha 600
33	F1	**S.HEGARTY / J.NEAVE**	**2:03.597**	12:14:28.829	2	Baker Honda
33	F1	**S.HEGARTY / J.NEAVE**	**2:03.109**	12:16:31.938	3	Baker Honda
33	F1	**S.HEGARTY / J.NEAVE**	**2:03.023**	12:20:38.321	5	Baker Honda

Session Leader History

NO	CL	NAME	FROM LAP	LAPS LED	DISTANCE	VEHICLE
11	F1	**S.GILBERT / F.MULDOON**	1	1	2.96 miles	Ryde 1000
27	F1	**P.KIRBY / E.SALMON**	2	4	11.87 miles	ARS Yamaha 600

Flag History

TYPE	TIME OF DAY
GREEN	12:10:09.684
FINISH	12:20:36.899

Flag Statistics

TYPE	COUNT	TOTAL LAPS	TOTAL TIME
Green	1	5	12:41.606
Red	0	0	0.000
Safety Car	0	0	0.000
FCY	0	0	0.000

Weather / Track : Bright / Dry

Snetterton 300: 2.9689 miles
Date: 05/09/2026 Start: 12:10 Finish: 12:20

BMCRC - MRO Championships - Rnd 8 @ Snetterton

BMCRC F1 & F2 Sidecars

RACE 2 - STATISTICS

CLASS : F1

7 Starters

Fastest Lap History

NO	NAME	LAP TIME	TIME OF DAY	LAP	VEHICLE
27	**P.KIRBY / E.SALMON**	**2:04.164**	12:14:23.875	2	ARS Yamaha 600
33	**S.HEGARTY / J.NEAVE**	**2:03.597**	12:14:28.829	2	Baker Honda
33	**S.HEGARTY / J.NEAVE**	**2:03.109**	12:16:31.938	3	Baker Honda
33	**S.HEGARTY / J.NEAVE**	**2:03.023**	12:20:38.321	5	Baker Honda

Leader History

NO	NAME	FROM LAP	LAPS LED	DISTANCE	VEHICLE
11	**S.GILBERT / F.MULDOON**	1	1	2.96 miles	Ryde 1000
27	**P.KIRBY / E.SALMON**	2	4	11.87 miles	ARS Yamaha 600

BMCRC - MRO Championships - Rnd 8 @ Snetterton

BMCRC F1 & F2 Sidecars

RACE 2 - STATISTICS

CLASS : F2

3 Starters

Fastest Lap History

NO	NAME	LAP TIME	TIME OF DAY	LAP	VEHICLE
24	**S.McCAIN / T.OLDROYD**	**2:10.538**	12:14:37.951	2	GP-F2 Yamaha
24	**S.McCAIN / T.OLDROYD**	**2:10.386**	12:16:48.337	3	GP-F2 Yamaha
24	**S.McCAIN / T.OLDROYD**	**2:09.258**	12:18:57.595	4	GP-F2 Yamaha

Leader History

NO	NAME	FROM LAP	LAPS LED	DISTANCE	VEHICLE
24	**S.McCAIN / T.OLDROYD**	1	5	14.84 miles	GP-F2 Yamaha

BMCRC - MRO Championships - Rnd 8 @ Snetterton

BMCRC F1 & F2 Sidecars

RACE 11 - GRID (5 Laps)



These results are provisional until the conclusion of any judicial and technical matters.

Snetterton 300: 2.9689 miles

Clerk Of Course: Den Grant / Caroline Patterson	Timekeeper: Richard Evans	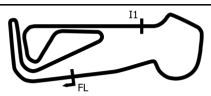

Results can be found at www.tsl-timing.com

Printed - 12:25 Saturday, 05 September 2026

BMCRC - MRO Championships - Rnd 8 @ Snetterton

BMCRC F1 & F2 Sidecars

RACE 11 - CLASSIFICATION

Race Distance: 5 Laps / 14.84 miles

POS	NO	CL	PIC	NAME	ENTRY	LAPS	TIME	GAP	DIFF	MPH	BEST	ON	GRD	↑↓
1	**33**	F1	1	**S.HEGARTY / J.NEAVE ***	Baker Honda - Sean Hegarty Ltd	**5**	10:26.478			85.30	**2:03.465**	4	1	0
2	**27**	F1	2	**P.KIRBY / E.SALMON ***	ARS Yamaha 600 - KRT	**5**	10:26.995	**0.517**	0.517	85.23	**2:02.734**	5	3	1
3	**11**	F1	3	**S.GILBERT / F.MULDOON**	Ryde 1000 - Angel Inn. Blyth	**5**	10:40.262	**13.784**	13.267	83.46	**2:05.192**	3	2	-1
4	**65**	F1	4	**S.CRANSTONE / J.PITT**	Ryde Triumph - AW Racing	**5**	10:57.875	**31.397**	17.613	81.23	**2:08.711**	3	4	0
5	**24**	F2	1	**S.McCAIN / T.OLDROYD**	GP-F2 Yamaha - Handcrafted Joints	**5**	11:00.442	**33.964**	2.567	80.91	**2:10.682**	2	5	0
6	**9**	F1	5	**G.FAIRHURST / M.FAIRHURST**	- Image in Vinyl	**5**	11:15.618	**49.140**	15.176	79.09	**2:12.355**	4	6	0
7	**37**	F2	2	**C.MORPHET / C.ANDERSON**	LCR Honda -	**5**	11:15.807	**49.329**	0.189	79.07	**2:12.949**	4	7	0
8	**236**	F2	3	**T.STRINGER / J.STRINGER**	Baker Suzuki - Stringer Brothers Upholstery Limited	**5**	11:15.922	**49.444**	0.115	79.06	**2:13.169**	5	10	2
9	**167**	F1	6	**W.PETTMAN / D.WEBB**	Baker Yamaha 1000 - Wesso Racing	**5**	12:22.913	**1:56.435**	1:06.991	71.93	**2:24.988**	4	8	-1
10	**19**	F1	7	**C.PEACH / K.EDWARDS**	LCR Yamaha 600 - Lifesafety Motorsport	**4**	11:35.254	**1 Lap**	1 Lap	61.49	**2:53.396**	4	9	-1

NOT STARTED

NS	**88**	F1		**L.NICOL / L.DEEMTER**	- Nicol Racing								11	
NS	**38**	F1		**C.MOSS / C.BYATT**	LCR Triumph 675 - LifeSafety Motorsport - CharlieMossRacir								12	
NS	**15**	F2		**G.GIBSON / J.SHARP**	CES Suzuki - Deva Maintenance Services								13	
NS	**77**	F1		**T.REEVES / M.WILKES**	Adolf RS Yamaha - Bonovo Action/ Rich Energy								14	

FASTEST LAP

	27	F1	**P.KIRBY / E.SALMON ***	ARS Yamaha 600 - KRT	**5**	2:02.734	87.08 mph	140.14 kph	
	24	F2	**S.McCAIN / T.OLDROYD**	GP-F2 Yamaha - Handcrafted Joints	**2**	2:10.682	81.78 mph	131.62 kph	

Class F1 - 92.5% of Race Speed = 78.90 mph
Class F2 - 92.5% of Race Speed = 74.84 mph

Weather / Track : Bright / Dry
These results are provisional until the conclusion of any judicial and technical matters.

Date: 05/09/2026 Start: 16:21 Finish: 16:32
Snetterton 300: 2.9689 miles

Clerk Of Course: Den Grant / Caroline Patterson	Timekeeper: Richard Evans	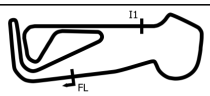

Results can be found at www.tsl-timing.com

Printed - 16:34 Saturday, 05 September 2026

BMCRC - MRO Championships - Rnd 8 @ Snetterton

BMCRC F1 & F2 Sidecars

RACE 11 - LAP CHART

LAP 1		@ 16:24:08.074
NO	BEHIND	LAP TIME
11		2:10.668
33	0.623	2:11.291
27	0.668	2:11.336
65	5.882	2:16.550
24	6.756	2:17.424
37	9.753	2:20.421
236	9.834	2:20.502
9	10.715	2:21.383
167	23.439	2:34.107
19	41.992	2:52.660

LAP 2		@ 16:26:12.460
NO	BEHIND	LAP TIME
33		2:03.763
27	0.326	2:04.044
11	1.713	2:06.099
65	11.422	2:09.926
24	13.052	2:10.682
37	19.660	2:14.293
236	19.678	2:14.230
9	20.096	2:13.767
167	46.416	2:27.363
19	1:32.360	2:54.754

LAP 3		@ 16:28:16.293
NO	BEHIND	LAP TIME
33		2:03.833
27	0.264	2:03.771
11	3.072	2:05.192
65	16.300	2:08.711
24	20.079	2:10.860
37	30.095	2:14.268
236	30.159	2:14.314
9	30.759	2:14.496
167	1:11.167	2:28.584

LAP 4		@ 16:30:19.758
NO	BEHIND	LAP TIME
33		2:03.465
27	1.909	2:05.110
11	6.301	2:06.694
19	1 Lap	2:54.444
65	21.749	2:08.914
24	27.332	2:10.718
37	39.579	2:12.949
9	39.649	2:12.355
236	40.401	2:13.707
167	1:32.690	2:24.988

LAP 5		@ 16:32:23.884
NO	BEHIND	LAP TIME
33		2:04.126
27	0.517	2:02.734
11	13.784	2:11.609
65	31.397	2:13.774
24	33.964	2:10.758
9	49.140	2:13.617
37	49.329	2:13.876
236	49.444	2:13.169
19	1 Lap	2:53.396

167 1:56.435 2:27.871

Weather / Track : Bright / Dry

Snetterton 300: 2.9689 miles
Date: 05/09/2026 Start: 16:21 Finish: 16:32

Results can be found at www.tsl-timing.com

Printed - 16:35 Saturday, 05 September 2026

BMCRC - MRO Championships - Rnd 8 @ Snetterton

BMCRC F1 & F2 Sidecars

RACE 11 - POSITION CHART

No	Name	Lap Pos	1	2	3	4	5
33	S.HEGARTY / J.NEAVE	1	11	33	33	33	33
11	S.GILBERT / F.MULDO	2	33	27	27	27	27
27	P.KIRBY / E.SALMON *	3	27	11	11	11	11
65	S.CRANSTONE / J.PIT	4	65	65	65	65	65
24	S.McCAIN / T.OLDROY	5	24	24	24	24	24
9	G.FAIRHURST / M.FAI	6	37	37	37	37	9
37	C.MORPHET / C.ANDE	7	236	236	236	9	37
167	W.PETTMAN / D.WEBB	8	9	9	9	236	236
19	C.PEACH / K.EDWARD	9	167	167	167	167	167
236	T.STRINGER / J.STRIN	10	19	19	19	19	
88	L.NICOL / L.DEEMTER	11					
38	C.MOSS / C.BYATT	12					
15	G.GIBSON / J.SHARP	13					
77	T.REEVES / M.WILKES	14					

Weather / Track : Bright / Dry

Snetterton 300: 2.9689 miles
Date: 05/09/2026 Start: 16:21 Finish: 16:32

Results can be found at www.tsl-timing.com

Printed - 16:35 Saturday, 05 September 2026

BMCRC - MRO Championships - Rnd 8 @ Snetterton

BMCRC F1 & F2 Sidecars

RACE 11 - SECTOR ANALYSIS

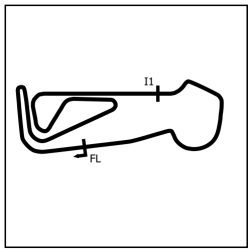

SECTOR 1 = FL to I1, SECTOR 2 = I1 to FL, DIFF = Difference To Personal Best Lap, P = Crossed Finish Line in Pit Lane, D = Time Disallowed

P1 33 F1 S.HEGARTY / J.NEAVE * Baker Honda - Sean Hegarty Ltd

IDEAL LAP TIME : 2:03.465 BEST LAP TIME : 2:03.465 DIFFERENCE : 0.000

LAP	SECTOR 1	SECTOR 2	LAP TIME		MPH	DIFF	TIME OF DAY
1 -		41.775	2:11.291		81.40	7.826	16:24:08.697
2 -	1:22.777	40.986	2:03.763	(2)	86.35	0.298	16:26:12.460
3 -	1:23.088	40.745	2:03.833	(3)	86.31	0.368	16:28:16.293
4 -	***1:22.734***	***40.731***	***2:03.465***	**(1)**	***86.56***		***16:30:19.758***
5 -	1:23.300	40.826	2:04.126		86.10	0.661	16:32:23.884

P2 27 F1 P.KIRBY / E.SALMON * ARS Yamaha 600 - KRT

IDEAL LAP TIME : 2:02.734 BEST LAP TIME : 2:02.734 DIFFERENCE : 0.000

LAP	SECTOR 1	SECTOR 2	LAP TIME		MPH	DIFF	TIME OF DAY
1 -		42.177	2:11.336		81.37	8.602	16:24:08.742
2 -	1:23.028	41.016	2:04.044	(3)	86.16	1.310	16:26:12.786
3 -	1:22.959	40.812	2:03.771	(2)	86.35	1.037	16:28:16.557
4 -	1:22.663	42.447	2:05.110		85.42	2.376	16:30:21.667
5 -	***1:22.154***	***40.580***	***2:02.734***	**(1)**	***87.08***		***16:32:24.401***

P3 11 F1 S.GILBERT / F.MULDOON Ryde 1000 - Angel Inn. Blyth

IDEAL LAP TIME : 2:05.165 BEST LAP TIME : 2:05.192 DIFFERENCE : 0.027

LAP	SECTOR 1	SECTOR 2	LAP TIME		MPH	DIFF	TIME OF DAY
1 -		41.699	2:10.668		81.79	5.476	16:24:08.074
2 -	1:24.463	41.636	2:06.099	(2)	84.75	0.907	16:26:14.173
3 -	1:23.772	***41.420***	***2:05.192***	**(1)**	***85.37***		***16:28:19.365***
4 -	***1:23.745***	42.949	2:06.694	(3)	84.36	1.502	16:30:26.059
5 -	1:27.593	44.016	2:11.609		81.21	6.417	16:32:37.668

P4 65 F1 S.CRANSTONE / J.PITT Ryde Triumph - AW Racing

IDEAL LAP TIME : 2:08.703 BEST LAP TIME : 2:08.711 DIFFERENCE : 0.008

LAP	SECTOR 1	SECTOR 2	LAP TIME		MPH	DIFF	TIME OF DAY
1 -		43.303	2:16.550		78.27	7.839	16:24:13.956
2 -	1:26.536	43.390	2:09.926	(3)	82.26	1.215	16:26:23.882
3 -	1:25.719	***42.992***	***2:08.711***	**(1)**	***83.03***		***16:28:32.593***
4 -	***1:25.711***	43.203	2:08.914	(2)	82.90	0.203	16:30:41.507
5 -	1:29.658	44.116	2:13.774		79.89	5.063	16:32:55.281

P5 24 F2 S.McCAIN / T.OLDROYD GP-F2 Yamaha - Handcrafted Joints

IDEAL LAP TIME : 2:10.486 BEST LAP TIME : 2:10.682 DIFFERENCE : 0.196

LAP	SECTOR 1	SECTOR 2	LAP TIME		MPH	DIFF	TIME OF DAY
1 -		***43.309***	2:17.424		77.77	6.742	16:24:14.830
2 -	1:27.304	43.378	***2:10.682***	**(1)**	***81.78***		***16:26:25.512***
3 -	1:27.342	43.518	2:10.860		81.67	0.178	16:28:36.372
4 -	1:27.302	43.416	2:10.718	(2)	81.76	0.036	16:30:47.090
5 -	***1:27.177***	43.581	2:10.758	(3)	81.73	0.076	16:32:57.848

P6 9 F1 G.FAIRHURST / M.FAIRHURST - Image in Vinyl

IDEAL LAP TIME : 2:11.803 BEST LAP TIME : 2:12.355 DIFFERENCE : 0.552

LAP	SECTOR 1	SECTOR 2	LAP TIME		MPH	DIFF	TIME OF DAY
1 -		44.367	2:21.383		75.59	9.028	16:24:18.789
2 -	1:29.420	44.347	2:13.767	(3)	79.90	1.412	16:26:32.556
3 -	1:30.072	44.424	2:14.496		79.46	2.141	16:28:47.052
4 -	***1:27.954***	44.401	***2:12.355***	**(1)**	***80.75***		***16:30:59.407***
5 -	1:29.768	***43.849***	2:13.617	(2)	79.99	1.262	16:33:13.024

Weather / Track : Bright / Dry

Snetterton 300: 2.9689 miles
Date: 05/09/2026 Start: 16:21 Finish: 16:32

BMCRC - MRO Championships - Rnd 8 @ Snetterton

BMCRC F1 & F2 Sidecars

RACE 11 - SECTOR ANALYSIS

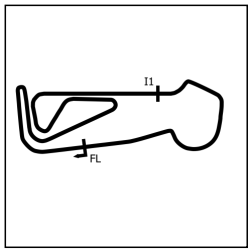

SECTOR 1 = FL to I1, SECTOR 2 = I1 to FL, DIFF = Difference To Personal Best Lap, P = Crossed Finish Line in Pit Lane, D = Time Disallowed

P7 37 F2 C.MORPHET / C.ANDERSON LCR Honda -

IDEAL LAP TIME : 2:12.949 BEST LAP TIME : 2:12.949 DIFFERENCE : 0.000

LAP	SECTOR 1	SECTOR 2	LAP TIME	MPH	DIFF	TIME OF DAY
1 -		44.527	2:20.421	76.11	7.472	16:24:17.827
2 -	1:29.098	45.195	2:14.293	79.58	1.344	16:26:32.120
3 -	1:29.705	44.563	2:14.268 (3)	79.60	1.319	16:28:46.388
4 -	***1:28.440***	***44.509***	***2:12.949 (1)***	***80.39***		***16:30:59.337***
5 -	1:29.287	44.589	2:13.876 (2)	79.83	0.927	16:33:13.213

P8 236 F2 T.STRINGER / J.STRINGER Baker Suzuki - Stringer Brothers Upholstery Limited

IDEAL LAP TIME : 2:12.581 BEST LAP TIME : 2:13.169 DIFFERENCE : 0.588

LAP	SECTOR 1	SECTOR 2	LAP TIME	MPH	DIFF	TIME OF DAY
1 -		44.104	2:20.502	76.07	7.333	16:24:17.908
2 -	1:29.715	44.515	2:14.230 (3)	79.62	1.061	16:26:32.138
3 -	1:30.137	44.177	2:14.314	79.57	1.145	16:28:46.452
4 -	***1:28.984***	44.723	2:13.707 (2)	79.93	0.538	16:31:00.159
5 -	1:29.572	***43.597***	***2:13.169 (1)***	***80.25***		***16:33:13.328***

P9 167 F1 W.PETTMAN / D.WEBB Baker Yamaha 1000 - Wesso Racing

IDEAL LAP TIME : 2:24.988 BEST LAP TIME : 2:24.988 DIFFERENCE : 0.000

LAP	SECTOR 1	SECTOR 2	LAP TIME	MPH	DIFF	TIME OF DAY
1 -		49.683	2:34.107	69.35	9.119	16:24:31.513
2 -	1:38.138	49.225	2:27.363 (2)	72.52	2.375	16:26:58.876
3 -	1:38.331	50.253	2:28.584	71.93	3.596	16:29:27.460
4 -	***1:36.465***	***48.523***	***2:24.988 (1)***	***73.71***		***16:31:52.448***
5 -	1:38.110	49.761	2:27.871 (3)	72.27	2.883	16:34:20.319

P10 19 F1 C.PEACH / K.EDWARDS LCR Yamaha 600 - Lifesafety Motorsport

IDEAL LAP TIME : 2:52.403 BEST LAP TIME : 2:53.396 DIFFERENCE : 0.993

LAP	SECTOR 1	SECTOR 2	LAP TIME	MPH	DIFF	TIME OF DAY
1 -		***57.577***	2:52.660	61.90		16:24:50.066
2 -	1:56.842	57.912	2:54.754 (3)	61.16	1.358	16:27:44.820
3 -	1:56.736	57.708	2:54.444 (2)	61.26	1.048	16:30:39.264
4 -	***1:54.826***	58.570	***2:53.396 (1)***	***61.63***		***16:33:32.660***

Weather / Track : Bright / Dry

Snetterton 300: 2.9689 miles
Date: 05/09/2026 Start: 16:21 Finish: 16:32

BMCRC - MRO Championships - Rnd 8 @ Snetterton

BMCRC F1 & F2 Sidecars

RACE 11 - BEST SECTORS

	SECTOR 1		SECTOR 2	
POS	NO	TIME	NO	TIME
1	**27**	**1:22.154**	**27**	**40.580**
2	**33**	**1:22.734**	**33**	**40.731**
3	**11**	**1:23.745**	**11**	**41.420**
4	**65**	**1:25.711**	**65**	**42.992**
5	**24**	**1:27.177**	**24**	**43.309**
6	**9**	**1:27.954**	**236**	**43.597**
7	**37**	**1:28.440**	**9**	**43.849**
8	**236**	**1:28.984**	**37**	**44.509**
9	**167**	**1:36.465**	**167**	**48.523**
10	**19**	**1:54.826**	**19**	**57.577**

IDEAL / BEST COMPARISON

POS	NO	NAME	IDEAL	BEST	DIFF
		PERFECT LAP	**2:02.734**		
1	**27**	P.KIRBY / E.SALMON *	2:02.734	2:02.734	**0.000**
2	**33**	S.HEGARTY / J.NEAVE *	2:03.465	2:03.465	**0.000**
3	**11**	S.GILBERT / F.MULDOON	2:05.165	2:05.192	**0.027**
4	**65**	S.CRANSTONE / J.PITT	2:08.703	2:08.711	**0.008**
5	**24**	S.McCAIN / T.OLDROYD	2:10.486	2:10.682	**0.196**
6	**9**	G.FAIRHURST / M.FAIRHURST	2:11.803	2:12.355	**0.552**
7	**236**	T.STRINGER / J.STRINGER	2:12.581	2:13.169	**0.588**
8	**37**	C.MORPHET / C.ANDERSON	2:12.949	2:12.949	**0.000**
9	**167**	W.PETTMAN / D.WEBB	2:24.988	2:24.988	**0.000**
10	**19**	C.PEACH / K.EDWARDS	2:52.403	2:53.396	**0.993**

Weather / Track : Bright / Dry

Snetterton 300: 2.9689 miles
Date: 05/09/2026 Start: 16:21 Finish: 16:32

Results can be found at www.tsl-timing.com

Printed - 16:34 Saturday, 05 September 2026

BMCRC - MRO Championships - Rnd 8 @ Snetterton

BMCRC F1 & F2 Sidecars

RACE 11 - STATISTICS

Competitors Started	10
Planned Start	2026-09-05 @ 15:10:00.000
Actual Start	2026-09-05 @ 16:21:57.405
Finish Time	2026-09-05 @ 16:32:23.883
Track Length	2.9689mi.
Total Laps	49
Total Distance Covered	145.4766mi.

Session Fastest Lap History

NO	CL	NAME	LAP TIME	TIME OF DAY	LAP	VEHICLE
33	F1	**S.HEGARTY / J.NEAVE ***	**2:03.763**	16:26:12.460	2	Baker Honda
33	F1	**S.HEGARTY / J.NEAVE ***	**2:03.465**	16:30:19.758	4	Baker Honda
27	F1	**P.KIRBY / E.SALMON ***	**2:02.734**	16:32:24.401	5	ARS Yamaha 600

Session Leader History

NO	CL	NAME	FROM LAP	LAPS LED	DISTANCE	VEHICLE
11	F1	**S.GILBERT / F.MULDOON**	1	1	2.96 miles	Ryde 1000
33	F1	**S.HEGARTY / J.NEAVE ***	2	4	11.87 miles	Baker Honda

Flag History

TYPE	TIME OF DAY
GREEN	16:21:57.405
FINISH	16:32:23.883

Flag Statistics

TYPE	COUNT	TOTAL LAPS	TOTAL TIME
Green	1	5	12:29.337
Red	0	0	0.000
Safety Car	0	0	0.000
FCY	0	0	0.000

Weather / Track : Bright / Dry

Snetterton 300: 2.9689 miles
Date: 05/09/2026 Start: 16:21 Finish: 16:32

BMCRC - MRO Championships - Rnd 8 @ Snetterton

BMCRC F1 & F2 Sidecars

RACE 11 - STATISTICS

CLASS : F1

7 Starters

Fastest Lap History

NO	NAME	LAP TIME	TIME OF DAY	LAP	VEHICLE
33	**S.HEGARTY / J.NEAVE ***	**2:03.763**	16:26:12.460	2	Baker Honda
33	**S.HEGARTY / J.NEAVE ***	**2:03.465**	16:30:19.758	4	Baker Honda
27	**P.KIRBY / E.SALMON ***	**2:02.734**	16:32:24.401	5	ARS Yamaha 600

Leader History

NO	NAME	FROM LAP	LAPS LED	DISTANCE	VEHICLE
11	**S.GILBERT / F.MULDOON**	1	1	2.96 miles	Ryde 1000
33	**S.HEGARTY / J.NEAVE ***	2	4	11.87 miles	Baker Honda

BMCRC - MRO Championships - Rnd 8 @ Snetterton

BMCRC F1 & F2 Sidecars

RACE 11 - STATISTICS

CLASS : F2

3 Starters

Fastest Lap History

NO	NAME	LAP TIME	TIME OF DAY	LAP	VEHICLE
24	**S.McCAIN / T.OLDROYD**	**2:10.682**	16:26:25.512	2	GP-F2 Yamaha

Leader History

NO	NAME	FROM LAP	LAPS LED	DISTANCE	VEHICLE
24	**S.McCAIN / T.OLDROYD**	1	5	14.84 miles	GP-F2 Yamaha

Weather / Track : Bright / Dry

Snetterton 300: 2.9689 miles
Date: 05/09/2026 Start: 16:21 Finish: 16:32

BMCRC - MRO Championships - Rnd 8 @ Snetterton

BMCRC F1 & F2 Sidecars

RACE 7 - GRID (7 Laps)

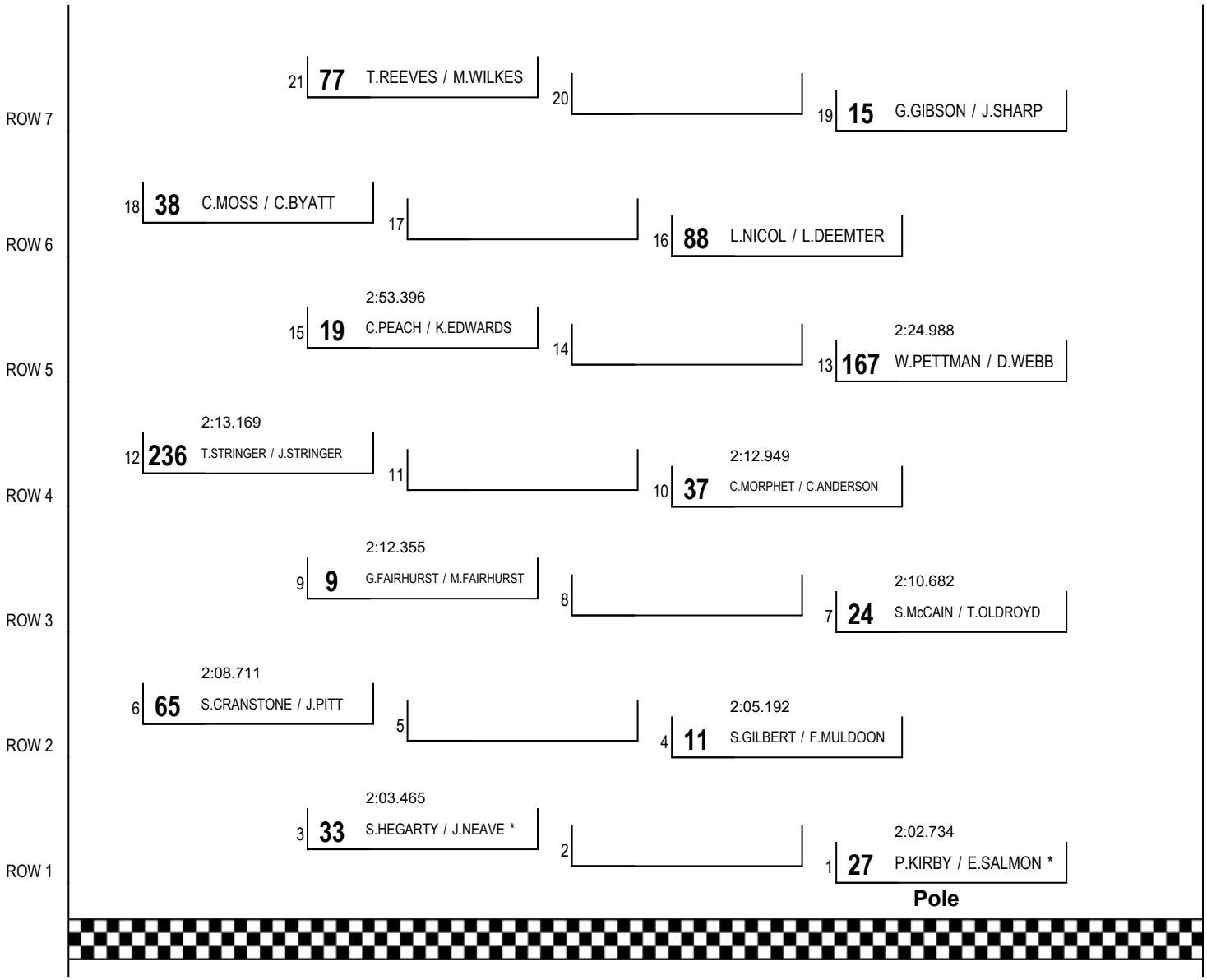

These results are provisional until the conclusion of any judicial and technical matters.

Snetterton 300: 2.9689 miles

Clerk Of Course: Den Grant / Caroline Patterson	Timekeeper: Richard Evans	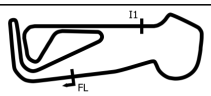

Results can be found at www.tsl-timing.com

Printed - 16:36 Saturday, 05 September 2026

BMCRC - MRO Championships - Rnd 8 @ Snetterton

BMCRC F1 & F2 Sidecars

RACE 7 - CLASSIFICATION

Race Distance: 6 Laps / 17.81 miles

POS	NO	CL	PIC	NAME	ENTRY	LAPS	TIME	GAP	DIFF	MPH	BEST	ON	GRD	↑↓
1	**33**	F1	1	**S.HEGARTY / J.NEAVE ***	Baker Honda - Sean Hegarty Ltd	**6**	12:34.599			84.98	**2:04.247**	4	2	1
2	**11**	F1	2	**S.GILBERT / F.MULDOON**	Ryde 1000 - Angel Inn. Blyth	**6**	12:49.491	**14.892**	14.892	83.33	**2:05.589**	4	3	1
3	**65**	F1	3	**S.CRANSTONE / J.PITT**	Ryde Triumph - AW Racing	**6**	13:05.701	**31.102**	16.210	81.61	**2:08.856**	6	4	1
4	**24**	F2	1	**S.McCAIN / T.OLDROYD**	GP-F2 Yamaha - Handcrafted Joints	**6**	13:17.618	**43.019**	11.917	80.39	**2:11.095**	3	5	1
5	**37**	F2	2	**C.MORPHET / C.ANDERSON**	LCR Honda -	**6**	13:24.418	**49.819**	6.800	79.72	**2:11.990**	6	7	2
6	**9**	F1	4	**G.FAIRHURST / M.FAIRHURST**	- Image in Vinyl	**6**	13:36.150	**1:01.551**	11.732	78.57	**2:13.437**	5	6	0
7	**38**	F1	5	**C.MOSS / C.BYATT**	LCR Triumph 675 - LifeSafety Motorsport - CharlieMossRacir	**6**	13:42.479	**1:07.880**	6.329	77.96	**2:13.706**	2	12	5
8	**167**	F1	6	**W.PETTMAN / D.WEBB**	Baker Yamaha 1000 - Wesso Racing	**6**	14:38.267	**2:03.668**	55.788	73.01	**2:24.562**	5	9	1
					NOT CLASSIFIED									
DNF	**19**	F1		**C.PEACH / K.EDWARDS**	LCR Yamaha 600 - Lifesafety Motorsport	**3**	6:57.394	**3 Laps**	3 Laps	76.82	**2:15.965**	2	10	
					NOT STARTED									
NS	**27**	F1		**P.KIRBY / E.SALMON ***	ARS Yamaha 600 - KRT								1	
NS	**236**	F2		**T.STRINGER / J.STRINGER**	Baker Suzuki - Stringer Brothers Upholstery Limited								8	
NS	**88**	F1		**L.NICOL / L.DEEMTER**	- Nicol Racing								11	
NS	**15**	F2		**G.GIBSON / J.SHARP**	CES Suzuki - Deva Maintenance Services								13	
					FASTEST LAP									
	33	F1		**S.HEGARTY / J.NEAVE ***	Baker Honda - Sean Hegarty Ltd	**4**	2:04.247		86.02 mph		138.44 kph			
	24	F2		**S.McCAIN / T.OLDROYD**	GP-F2 Yamaha - Handcrafted Joints	**3**	2:11.095		81.52 mph		131.20 kph			

Class F1 - 92.5% of Race Speed = 78.60 mph
Class F2 - 92.5% of Race Speed = 74.36 mph

Weather / Track : Bright / Dry
These results are provisional until the conclusion of any judicial and technical matters.

Date: 06/09/2026 Start: 12:34 Finish: 12:47
Snetterton 300: 2.9689 miles

Clerk Of Course: Den Grant / Caroline Patterson	Timekeeper: Richard Evans	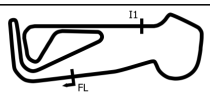

Results can be found at www.tsl-timing.com

Printed - 12:49 Sunday, 06 September 2026

TSL SPORTS TIMING
TIMING SOLUTIONS LTD

BMCRC - MRO Championships - Rnd 8 @ Snetterton

BMCRC F1 & F2 Sidecars

RACE 7 - LAP CHART

LAP 1	@ 12:36:38.492	
NO	BEHIND	LAP TIME
33		2:11.161
65	5.705	2:16.866
11	6.051	2:17.212
24	8.968	2:20.129
37	9.892	2:21.053
38	11.315	2:22.476
9	12.586	2:23.747
19	14.188	2:25.349
167	21.286	2:32.447

LAP 2	@ 12:38:43.140	
NO	BEHIND	LAP TIME
33		2:04.648
11	7.664	2:06.261
65	11.338	2:10.281
24	15.807	2:11.487
37	18.242	2:12.998
38	20.373	2:13.706
9	22.603	2:14.665
19	25.505	2:15.965
167	42.208	2:25.570

LAP 3	@ 12:40:47.777	
NO	BEHIND	LAP TIME
33		2:04.637
11	8.784	2:05.757
65	16.306	2:09.605
24	22.265	2:11.095
37	26.837	2:13.232
38	30.303	2:14.567
9	31.581	2:13.615
19	36.948	2:16.080
167	1:02.609	2:25.038

LAP 4	@ 12:42:52.024	
NO	BEHIND	LAP TIME
33		2:04.247
11	10.126	2:05.589
65	22.410	2:10.351
24	29.208	2:11.190
37	35.236	2:12.646
9	42.915	2:15.581
38	43.826	2:17.770
167	1:23.542	2:25.180

LAP 5	@ 12:44:57.214	
NO	BEHIND	LAP TIME
33		2:05.190
11	11.682	2:06.746
65	26.962	2:09.742
24	36.030	2:12.012
37	42.545	2:12.499
9	51.162	2:13.437
38	55.004	2:16.368
167	1:42.914	2:24.562

LAP 6	@ 12:47:01.930	
NO	BEHIND	LAP TIME
33		2:04.716
11	14.892	2:07.926
65	31.102	2:08.856
24	43.019	2:11.705
37	49.819	2:11.990
9	1:01.551	2:15.105
38	1:07.880	2:17.592
167	2:03.668	2:25.470

Weather / Track : Bright / Dry

Snetterton 300: 2.9689 miles
Date: 06/09/2026 Start: 12:34 Finish: 12:47

Results can be found at www.tsl-timing.com

Printed - 12:50 Sunday, 06 September 2026

BMCRC - MRO Championships - Rnd 8 @ Snetterton

BMCRC F1 & F2 Sidecars

RACE 7 - POSITION CHART

No	Name	Lap Pos	1	2	3	4	5	6
27	P.KIRBY / E.SALMON *	1	33	33	33	33	33	33
33	S.HEGARTY / J.NEAVE	2	65	11	11	11	11	11
11	S.GILBERT / F.MULDO	3	11	65	65	65	65	65
65	S.CRANSTONE / J.PIT	4	24	24	24	24	24	24
24	S.McCAIN / T.OLDROY	5	37	37	37	37	37	37
9	G.FAIRHURST / M.FAIF	6	38	38	38	9	9	9
37	C.MORPHET / C.ANDE	7	9	9	9	38	38	38
236	T.STRINGER / J.STRIN	8	19	19	19	167	167	167
167	W.PETTMAN / D.WEBB	9	167	167	167			
19	C.PEACH / K.EDWARD	10						
88	L.NICOL / L.DEEMTER	11						
38	C.MOSS / C.BYATT	12						
15	G.GIBSON / J.SHARP	13						

Weather / Track : Bright / Dry

Snetterton 300: 2.9689 miles
Date: 06/09/2026 Start: 12:34 Finish: 12:47

Results can be found at www.tsl-timing.com

Printed - 12:50 Sunday, 06 September 2026

BMCRC - MRO Championships - Rnd 8 @ Snetterton

BMCRC F1 & F2 Sidecars

RACE 7 - SECTOR ANALYSIS

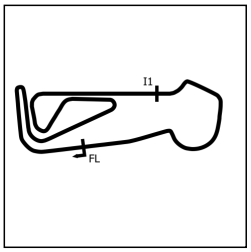

SECTOR 1 = FL to I1, SECTOR 2 = I1 to FL, DIFF = Difference To Personal Best Lap, P = Crossed Finish Line in Pit Lane, D = Time Disallowed

P1 33 F1 S.HEGARTY / J.NEAVE *

Baker Honda - Sean Hegarty Ltd

IDEAL LAP TIME : 2:04.028 BEST LAP TIME : 2:04.247 DIFFERENCE : 0.219

LAP	SECTOR 1	SECTOR 2	LAP TIME	MPH	DIFF	TIME OF DAY
1 -		41.337	2:11.161	81.48	6.914	12:36:38.492
2 -	1:23.528	***41.120***	2:04.648 **(3)**	85.74	0.401	12:38:43.140
3 -	1:23.494	41.143	2:04.637 **(2)**	85.75	0.390	12:40:47.777
4 -	***1:22.908***	41.339	***2:04.247*** **(1)**	***86.02***		***12:42:52.024***
5 -	1:23.580	41.610	2:05.190	85.37	0.943	12:44:57.214
6 -	1:23.583	41.133	2:04.716	85.69	0.469	12:47:01.930

P2 11 F1 S.GILBERT / F.MULDOON

Ryde 1000 - Angel Inn. Blyth

IDEAL LAP TIME : 2:05.246 BEST LAP TIME : 2:05.589 DIFFERENCE : 0.343

LAP	SECTOR 1	SECTOR 2	LAP TIME	MPH	DIFF	TIME OF DAY
1 -		43.029	2:17.212	77.89	11.623	12:36:44.543
2 -	1:24.887	***41.374***	2:06.261 **(3)**	84.65	0.672	12:38:50.804
3 -	1:24.248	41.509	2:05.757 **(2)**	84.98	0.168	12:40:56.561
4 -	***1:23.872***	41.717	***2:05.589*** **(1)**	***85.10***		***12:43:02.150***
5 -	1:24.640	42.106	2:06.746	84.32	1.157	12:45:08.896
6 -	1:25.280	42.646	2:07.926	83.54	2.337	12:47:16.822

P3 65 F1 S.CRANSTONE / J.PITT

Ryde Triumph - AW Racing

IDEAL LAP TIME : 2:08.694 BEST LAP TIME : 2:08.856 DIFFERENCE : 0.162

LAP	SECTOR 1	SECTOR 2	LAP TIME	MPH	DIFF	TIME OF DAY
1 -		43.862	2:16.866	78.09	8.010	12:36:44.197
2 -	1:26.356	43.925	2:10.281	82.03	1.425	12:38:54.478
3 -	1:25.950	43.655	2:09.605 **(2)**	82.46	0.749	12:41:04.083
4 -	1:26.378	43.973	2:10.351	81.99	1.495	12:43:14.434
5 -	1:26.402	***43.340***	2:09.742 **(3)**	82.37	0.886	12:45:24.176
6 -	***1:25.354***	43.502	***2:08.856*** **(1)**	***82.94***		***12:47:33.032***

P4 24 F2 S.McCAIN / T.OLDROYD

GP-F2 Yamaha - Handcrafted Joints

IDEAL LAP TIME : 2:11.073 BEST LAP TIME : 2:11.095 DIFFERENCE : 0.022

LAP	SECTOR 1	SECTOR 2	LAP TIME	MPH	DIFF	TIME OF DAY
1 -		43.862	2:20.129	76.27	9.034	12:36:47.460
2 -	1:27.861	43.626	2:11.487 **(3)**	81.28	0.392	12:38:58.947
3 -	***1:27.517***	43.578	***2:11.095*** **(1)**	***81.52***		***12:41:10.042***
4 -	1:27.634	***43.556***	2:11.190 **(2)**	81.47	0.095	12:43:21.232
5 -	1:28.289	43.723	2:12.012	80.96	0.917	12:45:33.244
6 -	1:28.000	43.705	2:11.705	81.15	0.610	12:47:44.949

P5 37 F2 C.MORPHET / C.ANDERSON

LCR Honda -

IDEAL LAP TIME : 2:11.990 BEST LAP TIME : 2:11.990 DIFFERENCE : 0.000

LAP	SECTOR 1	SECTOR 2	LAP TIME	MPH	DIFF	TIME OF DAY
1 -		44.177	2:21.053	75.77	9.063	12:36:48.384
2 -	1:29.279	43.719	2:12.998	80.36	1.008	12:39:01.382
3 -	1:29.320	43.912	2:13.232	80.22	1.242	12:41:14.614
4 -	1:28.803	43.843	2:12.646 **(3)**	80.57	0.656	12:43:27.260
5 -	1:28.974	43.525	2:12.499 **(2)**	80.66	0.509	12:45:39.759
6 -	***1:28.484***	***43.506***	***2:11.990*** **(1)**	***80.97***		***12:47:51.749***

P6 9 F1 G.FAIRHURST / M.FAIRHURST

- Image in Vinyl

IDEAL LAP TIME : 2:13.313 BEST LAP TIME : 2:13.437 DIFFERENCE : 0.124

LAP	SECTOR 1	SECTOR 2	LAP TIME	MPH	DIFF	TIME OF DAY
1 -		45.861	2:23.747	74.35	10.310	12:36:51.078
2 -	1:29.847	44.818	2:14.665 **(3)**	79.36	1.228	12:39:05.743
3 -	1:29.109	***44.506***	2:13.615 **(2)**	79.99	0.178	12:41:19.358
4 -	1:29.729	45.852	2:15.581	78.83	2.144	12:43:34.939
5 -	***1:28.807***	44.630	***2:13.437*** **(1)**	***80.09***		***12:45:48.376***
6 -	1:29.456	45.649	2:15.105	79.10	1.668	12:48:03.481

Weather / Track : Bright / Dry

Snetterton 300: 2.9689 miles

Date: 06/09/2026 Start: 12:34 Finish: 12:47

BMCRC - MRO Championships - Rnd 8 @ Snetterton

BMCRC F1 & F2 Sidecars

RACE 7 - SECTOR ANALYSIS

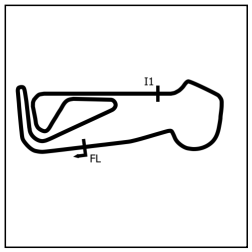

SECTOR 1 = FL to I1, SECTOR 2 = I1 to FL, DIFF = Difference To Personal Best Lap, P = Crossed Finish Line in Pit Lane, D = Time Disallowed

P7 38 F1 C.MOSS / C.BYATT — LCR Triumph 675 - LifeSafety Motorsport - CharlieMossRacing

IDEAL LAP TIME : 2:13.610 BEST LAP TIME : 2:13.706 DIFFERENCE : 0.096

LAP	SECTOR 1	SECTOR 2	LAP TIME		MPH	DIFF	TIME OF DAY
1 -		44.459	2:22.476		75.01	8.770	12:36:49.807
2 -	1:29.789	***43.917***	***2:13.706***	**(1)**	***79.93***		***12:39:03.513***
3 -	***1:29.693***	44.874	2:14.567	**(2)**	79.42	0.861	12:41:18.080
4 -	1:30.403	47.367	2:17.770		77.57	4.064	12:43:35.850
5 -	1:30.618	45.750	2:16.368	**(3)**	78.37	2.662	12:45:52.218
6 -	1:31.538	46.054	2:17.592		77.67	3.886	12:48:09.810

P8 167 F1 W.PETTMAN / D.WEBB — Baker Yamaha 1000 - Wesso Racing

IDEAL LAP TIME : 2:24.520 BEST LAP TIME : 2:24.562 DIFFERENCE : 0.042

LAP	SECTOR 1	SECTOR 2	LAP TIME		MPH	DIFF	TIME OF DAY
1 -		48.795	2:32.447		70.11	7.885	12:36:59.778
2 -	1:36.611	48.959	2:25.570		73.42	1.008	12:39:25.348
3 -	1:36.636	***48.402***	2:25.038	**(2)**	73.69	0.476	12:41:50.386
4 -	1:36.653	48.527	2:25.180	**(3)**	73.61	0.618	12:44:15.566
5 -	***1:36.118***	48.444	***2:24.562***	**(1)**	***73.93***		***12:46:40.128***
6 -	1:36.244	49.226	2:25.470		73.47	0.908	12:49:05.598

P9 19 F1 C.PEACH / K.EDWARDS — LCR Yamaha 600 - Lifesafety Motorsport

IDEAL LAP TIME : 2:15.671 BEST LAP TIME : 2:15.965 DIFFERENCE : 0.294

LAP	SECTOR 1	SECTOR 2	LAP TIME		MPH	DIFF	TIME OF DAY
1 -		46.601	2:25.349		73.53	9.384	12:36:52.680
2 -	***1:30.202***	45.763	***2:15.965***	**(1)**	***78.60***		***12:39:08.645***
3 -	1:30.611	***45.469***	2:16.080	**(2)**	78.54	0.115	12:41:24.725

BMCRC - MRO Championships - Rnd 8 @ Snetterton

BMCRC F1 & F2 Sidecars

RACE 7 - BEST SECTORS

	SECTOR 1		SECTOR 2	
POS	NO	TIME	NO	TIME
1	**33**	**1:22.908**	**33**	**41.120**
2	**11**	**1:23.872**	**11**	**41.374**
3	**65**	**1:25.354**	**65**	**43.340**
4	**24**	**1:27.517**	**37**	**43.506**
5	**37**	**1:28.484**	**24**	**43.556**
6	**9**	**1:28.807**	**38**	**43.917**
7	**38**	**1:29.693**	**9**	**44.506**
8	**19**	**1:30.202**	**19**	**45.469**
9	**167**	**1:36.118**	**167**	**48.402**

IDEAL / BEST COMPARISON

POS	NO	NAME	IDEAL	BEST	DIFF
		PERFECT LAP	**2:04.028**		
1	**33**	S.HEGARTY / J.NEAVE *	2:04.028	2:04.247	**0.219**
2	**11**	S.GILBERT / F.MULDOON	2:05.246	2:05.589	**0.343**
3	**65**	S.CRANSTONE / J.PITT	2:08.694	2:08.856	**0.162**
4	**24**	S.McCAIN / T.OLDROYD	2:11.073	2:11.095	**0.022**
5	**37**	C.MORPHET / C.ANDERSON	2:11.990	2:11.990	**0.000**
6	**9**	G.FAIRHURST / M.FAIRHURST	2:13.313	2:13.437	**0.124**
7	**38**	C.MOSS / C.BYATT	2:13.610	2:13.706	**0.096**
8	**19**	C.PEACH / K.EDWARDS	2:15.671	2:15.965	**0.294**
9	**167**	W.PETTMAN / D.WEBB	2:24.520	2:24.562	**0.042**

Weather / Track : Bright / Dry

Snetterton 300: 2.9689 miles
Date: 06/09/2026 Start: 12:34 Finish: 12:47

Results can be found at www.tsl-timing.com

Printed - 12:50 Sunday, 06 September 2026

BMCRC - MRO Championships - Rnd 8 @ Snetterton

BMCRC F1 & F2 Sidecars

RACE 7 - STATISTICS

Competitors Started	9
Planned Start	2026-09-06 @ 11:45:00.000
Actual Start	2026-09-06 @ 12:34:27.330
Finish Time	2026-09-06 @ 12:47:01.929
Track Length	2.9689mi.
Total Laps	51
Total Distance Covered	151.4144mi.

Session Fastest Lap History

NO	CL	NAME	LAP TIME	TIME OF DAY	LAP	VEHICLE
33	F1	**S.HEGARTY / J.NEAVE ***	**2:04.648**	12:38:43.140	2	Baker Honda
33	F1	**S.HEGARTY / J.NEAVE ***	**2:04.637**	12:40:47.777	3	Baker Honda
33	F1	**S.HEGARTY / J.NEAVE ***	**2:04.247**	12:42:52.024	4	Baker Honda

Session Leader History

NO	CL	NAME	FROM LAP	LAPS LED	DISTANCE	VEHICLE
33	F1	**S.HEGARTY / J.NEAVE ***	1	6	17.81 miles	Baker Honda

Flag History

TYPE	TIME OF DAY
GREEN	12:34:27.330
FINISH	12:47:01.929

Flag Statistics

TYPE	COUNT	TOTAL LAPS	TOTAL TIME
Green	1	6	14:50.219
Red	0	0	0.000
Safety Car	0	0	0.000
FCY	0	0	0.000

Weather / Track : Bright / Dry

Snetterton 300: 2.9689 miles
Date: 06/09/2026 Start: 12:34 Finish: 12:47

BMCRC - MRO Championships - Rnd 8 @ Snetterton

BMCRC F1 & F2 Sidecars

RACE 7 - STATISTICS

CLASS : F1

7 Starters

Fastest Lap History

NO	NAME	LAP TIME	TIME OF DAY	LAP	VEHICLE
33	**S.HEGARTY / J.NEAVE ***	**2:04.648**	12:38:43.140	2	Baker Honda
33	**S.HEGARTY / J.NEAVE ***	**2:04.637**	12:40:47.777	3	Baker Honda
33	**S.HEGARTY / J.NEAVE ***	**2:04.247**	12:42:52.024	4	Baker Honda

Leader History

NO	NAME	FROM LAP	LAPS LED	DISTANCE	VEHICLE
33	**S.HEGARTY / J.NEAVE ***	1	6	17.81 miles	Baker Honda

BMCRC - MRO Championships - Rnd 8 @ Snetterton

BMCRC F1 & F2 Sidecars

RACE 7 - STATISTICS

CLASS : F2

2 Starters

Fastest Lap History

NO	NAME	LAP TIME	TIME OF DAY	LAP	VEHICLE
24	**S.McCAIN / T.OLDROYD**	**2:11.487**	12:38:58.947	2	GP-F2 Yamaha
24	**S.McCAIN / T.OLDROYD**	**2:11.095**	12:41:10.042	3	GP-F2 Yamaha

Leader History

NO	NAME	FROM LAP	LAPS LED	DISTANCE	VEHICLE
24	**S.McCAIN / T.OLDROYD**	1	6	17.81 miles	GP-F2 Yamaha

Weather / Track : Bright / Dry

Snetterton 300: 2.9689 miles
Date: 06/09/2026 Start: 12:34 Finish: 12:47

BMCRC - MRO Championships - Rnd 8 @ Snetterton

BMCRC F1 & F2 Sidecars

RACE 16 - GRID (6 Laps)

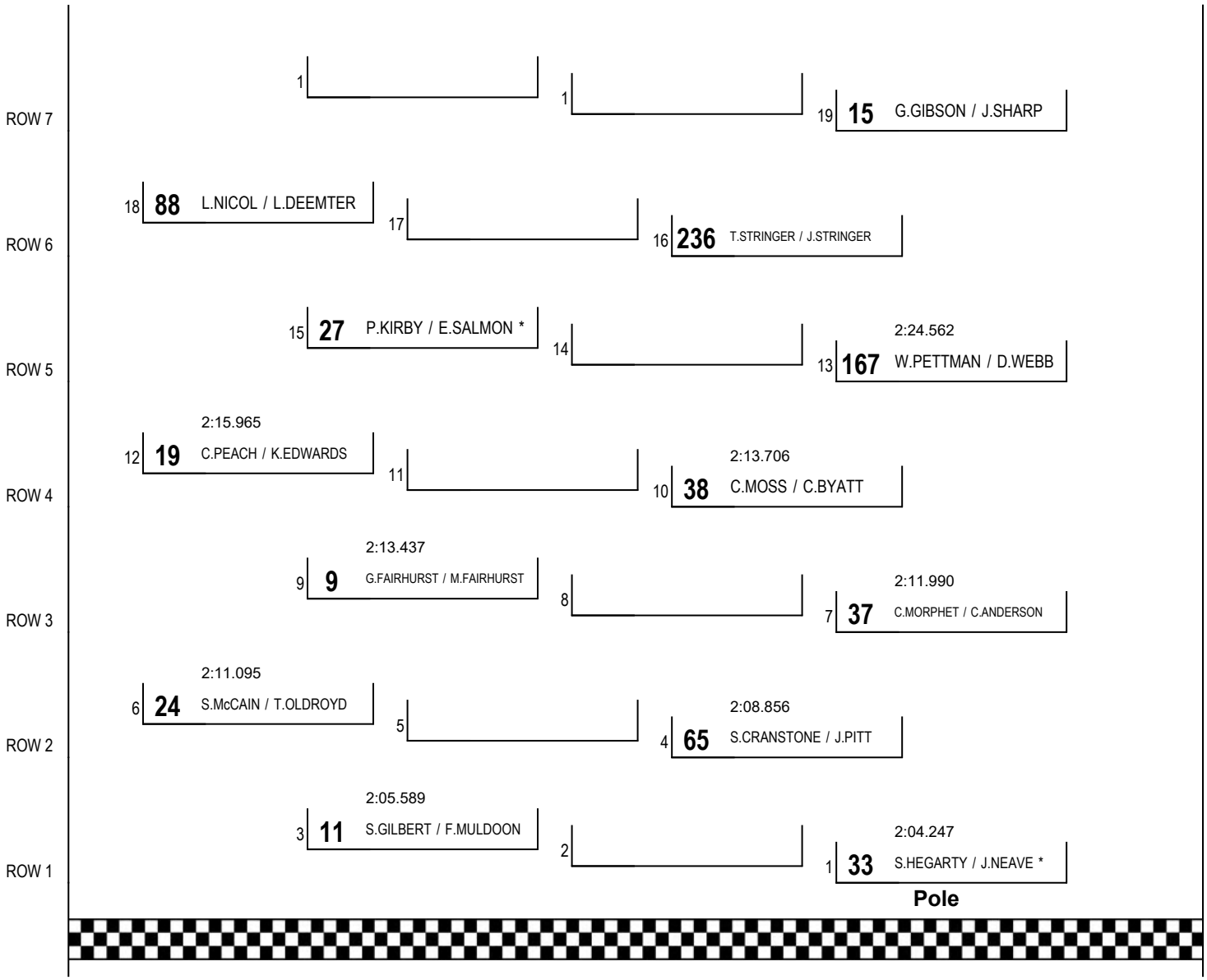

These results are provisional until the conclusion of any judicial and technical matters.

Snetterton 300: 2.9689 miles

Clerk Of Course: Den Grant / Caroline Patterson	Timekeeper: Richard Evans	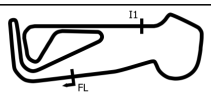

Results can be found at www.tsl-timing.com

Printed - 12:51 Sunday, 06 September 2026

BMCRC - MRO Championships - Rnd 8 @ Snetterton

BMCRC F1 & F2 Sidecars

RACE 16 - CLASSIFICATION

Race Distance: 6 Laps / 17.81 miles

POS	NO	CL	PIC	NAME	ENTRY	LAPS	TIME	GAP	DIFF	MPH	BEST	ON	GRD	↑↓
1	**33**	F1	1	**S.HEGARTY / J.NEAVE ***	Baker Honda - Sean Hegarty Ltd	**6**	12:46.435			83.67	**2:04.744**	3	1	0
2	**24**	F2	1	**S.McCAIN / T.OLDROYD**	GP-F2 Yamaha - Handcrafted Joints	**6**	13:19.586	**33.151**	33.151	80.20	**2:11.335**	3	4	2
3	**38**	F1	2	**C.MOSS / C.BYATT**	LCR Triumph 675 - LifeSafety Motorsport - CharlieMossRacir	**6**	13:33.678	**47.243**	14.092	78.81	**2:13.480**	6	7	4
4	**37**	F2	2	**C.MORPHET / C.ANDERSON**	LCR Honda -	**6**	13:34.292	**47.857**	0.614	78.75	**2:13.507**	6	5	1
5	**9**	F1	3	**G.FAIRHURST / M.FAIRHURST**	- Image in Vinyl	**6**	13:35.160	**48.725**	0.868	78.66	**2:13.729**	5	6	1
6	**19**	F1	4	**C.PEACH / K.EDWARDS**	LCR Yamaha 600 - Lifesafety Motorsport	**6**	13:48.690	**1:02.255**	13.530	77.38	**2:14.877**	5	8	2
7	**167**	F1	5	**W.PETTMAN / D.WEBB**	Baker Yamaha 1000 - Wesso Racing	**6**	14:38.010	**1:51.575**	49.320	73.03	**2:24.642**	5	9	2
					NOT CLASSIFIED									
DNF	**65**	F1		**S.CRANSTONE / J.PITT**	Ryde Triumph - AW Racing	**1**	2:21.601	**5 Laps**	5 Laps	75.47			3	
					FASTEST LAP									
	33	F1		**S.HEGARTY / J.NEAVE ***	Baker Honda - Sean Hegarty Ltd	**3**	2:04.744		85.68 mph		137.88 kph			
	24	F2		**S.McCAIN / T.OLDROYD**	GP-F2 Yamaha - Handcrafted Joints	**3**	2:11.335		81.38 mph		130.96 kph			

Class F1 - 92.5% of Race Speed = 77.39 mph
Class F2 - 92.5% of Race Speed = 74.18 mph

Weather / Track : Bright / Dry
These results are provisional until the conclusion of any judicial and technical matters.

Date: 06/09/2026 Start: 16:22 Finish: 16:35
Snetterton 300: 2.9689 miles

Clerk Of Course: Den Grant / Caroline Patterson	Timekeeper: Richard Evans	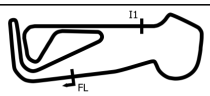

Results can be found at www.tsl-timing.com

Printed - 16:37 Sunday, 06 September 2026

BMCRC - MRO Championships - Rnd 8 @ Snetterton

BMCRC F1 & F2 Sidecars

RACE 16 - LAP CHART

LAP 1	@ 16:25:12.486	
NO	BEHIND	LAP TIME
24		2:18.446
33	0.684	2:19.130
37	2.729	2:21.175
65	3.155	2:21.601
38	4.441	2:22.887
9	5.529	2:23.975
19	7.998	2:26.444
167	13.919	2:32.365

LAP 2	@ 16:27:18.546	
NO	BEHIND	LAP TIME
33		2:05.376
24	6.545	2:12.605
38	12.607	2:14.226
37	13.384	2:16.715
9	13.466	2:13.997
19	20.981	2:19.043
167	33.196	2:25.337

LAP 3	@ 16:29:23.290	
NO	BEHIND	LAP TIME
33		2:04.744
24	13.136	2:11.335
38	23.087	2:15.224
37	23.243	2:14.603
9	23.744	2:15.022
19	32.962	2:16.725
167	53.768	2:25.316

LAP 4	@ 16:31:28.811	
NO	BEHIND	LAP TIME
33		2:05.521
24	19.126	2:11.511
38	31.475	2:13.909
37	31.843	2:14.121
9	32.793	2:14.570
19	43.678	2:16.237
167	1:13.042	2:24.795

LAP 5	@ 16:33:34.422	
NO	BEHIND	LAP TIME
33		2:05.611
24	26.243	2:12.728
38	39.816	2:13.952
37	40.403	2:14.171
9	40.911	2:13.729
19	52.944	2:14.877
167	1:32.073	2:24.642

LAP 6	@ 16:35:40.475	
NO	BEHIND	LAP TIME
33		2:06.053
24	33.151	2:12.961
38	47.243	2:13.480
37	47.857	2:13.507
9	48.725	2:13.867
19	1:02.255	2:15.364
167	1:51.575	2:25.555

Weather / Track : Bright / Dry

Snetterton 300: 2.9689 miles
Date: 06/09/2026 Start: 16:22 Finish: 16:35

Results can be found at www.tsl-timing.com

Printed - 16:38 Sunday, 06 September 2026

BMCRC - MRO Championships - Rnd 8 @ Snetterton

BMCRC F1 & F2 Sidecars

RACE 16 - POSITION CHART

No	Name	Lap Pos	1	2	3	4	5	6
33	S.HEGARTY / J.NEAVE	1	24	33	33	33	33	33
65	S.CRANSTONE / J.PIT	2	33	24	24	24	24	24
24	S.McCAIN / T.OLDROY	3	37	38	38	38	38	38
37	C.MORPHET / C.ANDE	4	65	37	37	37	37	37
9	G.FAIRHURST / M.FAI	5	38	9	9	9	9	9
38	C.MOSS / C.BYATT	6	9	19	19	19	19	19
19	C.PEACH / K.EDWARD	7	19	167	167	167	167	167
167	W.PETTMAN / D.WEBB	8	167					

Weather / Track : Bright / Dry

Snetterton 300: 2.9689 miles
Date: 06/09/2026 Start: 16:22 Finish: 16:35

Results can be found at www.tsl-timing.com

Printed - 16:38 Sunday, 06 September 2026

BMCRC - MRO Championships - Rnd 8 @ Snetterton

BMCRC F1 & F2 Sidecars

RACE 16 - SECTOR ANALYSIS

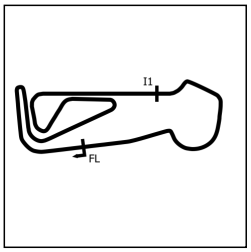

SECTOR 1 = FL to I1, SECTOR 2 = I1 to FL, DIFF = Difference To Personal Best Lap, P = Crossed Finish Line in Pit Lane, D = Time Disallowed

P1 33 F1 S.HEGARTY / J.NEAVE * — Baker Honda - Sean Hegarty Ltd

IDEAL LAP TIME : 2:04.744 BEST LAP TIME : 2:04.744 DIFFERENCE : 0.000

LAP	SECTOR 1	SECTOR 2	LAP TIME		MPH	DIFF	TIME OF DAY
1 -		41.903	2:19.130		76.82	14.386	16:25:13.170
2 -	1:24.047	41.329	2:05.376	(2)	85.24	0.632	16:27:18.546
3 -	***1:23.585***	***41.159***	***2:04.744***	**(1)**	***85.68***		***16:29:23.290***
4 -	1:23.916	41.605	2:05.521	(3)	85.14	0.777	16:31:28.811
5 -	1:23.852	41.759	2:05.611		85.08	0.867	16:33:34.422
6 -	1:24.164	41.889	2:06.053		84.79	1.309	16:35:40.475

P2 24 F2 S.McCAIN / T.OLDROYD — GP-F2 Yamaha - Handcrafted Joints

IDEAL LAP TIME : 2:11.063 BEST LAP TIME : 2:11.335 DIFFERENCE : 0.272

LAP	SECTOR 1	SECTOR 2	LAP TIME		MPH	DIFF	TIME OF DAY
1 -		44.338	2:18.446		77.19	7.111	16:25:12.486
2 -	1:28.646	43.959	2:12.605	(3)	80.60	1.270	16:27:25.091
3 -	***1:27.563***	43.772	***2:11.335***	**(1)**	***81.38***		***16:29:36.426***
4 -	1:28.011	***43.500***	2:11.511	(2)	81.27	0.176	16:31:47.937
5 -	1:28.462	44.266	2:12.728		80.52	1.393	16:34:00.665
6 -	1:28.827	44.134	2:12.961		80.38	1.626	16:36:13.626

P3 38 F1 C.MOSS / C.BYATT — LCR Triumph 675 - LifeSafety Motorsport - CharlieMossRacing

IDEAL LAP TIME : 2:13.478 BEST LAP TIME : 2:13.480 DIFFERENCE : 0.002

LAP	SECTOR 1	SECTOR 2	LAP TIME		MPH	DIFF	TIME OF DAY
1 -		44.268	2:22.887		74.80	9.407	16:25:16.927
2 -	1:29.292	44.934	2:14.226		79.62	0.746	16:27:31.153
3 -	1:30.071	45.153	2:15.224		79.03	1.744	16:29:46.377
4 -	1:29.676	***44.233***	2:13.909	(2)	79.81	0.429	16:32:00.286
5 -	1:29.381	44.571	2:13.952	(3)	79.79	0.472	16:34:14.238
6 -	***1:29.245***	44.235	***2:13.480***	**(1)**	***80.07***		***16:36:27.718***

P4 37 F2 C.MORPHET / C.ANDERSON — LCR Honda -

IDEAL LAP TIME : 2:13.364 BEST LAP TIME : 2:13.507 DIFFERENCE : 0.143

LAP	SECTOR 1	SECTOR 2	LAP TIME		MPH	DIFF	TIME OF DAY
1 -		44.326	2:21.175		75.70	7.668	16:25:15.215
2 -	1:30.100	46.615	2:16.715		78.17	3.208	16:27:31.930
3 -	1:29.781	44.822	2:14.603		79.40	1.096	16:29:46.533
4 -	1:29.925	***44.196***	2:14.121	(2)	79.68	0.614	16:32:00.654
5 -	1:29.623	44.548	2:14.171	(3)	79.66	0.664	16:34:14.825
6 -	***1:29.168***	44.339	***2:13.507***	**(1)**	***80.05***		***16:36:28.332***

P5 9 F1 G.FAIRHURST / M.FAIRHURST — - Image in Vinyl

IDEAL LAP TIME : 2:13.474 BEST LAP TIME : 2:13.729 DIFFERENCE : 0.255

LAP	SECTOR 1	SECTOR 2	LAP TIME		MPH	DIFF	TIME OF DAY
1 -		45.533	2:23.975		74.23	10.246	16:25:18.015
2 -	***1:28.731***	45.266	2:13.997	(3)	79.76	0.268	16:27:32.012
3 -	1:30.120	44.902	2:15.022		79.15	1.293	16:29:47.034
4 -	1:29.760	44.810	2:14.570		79.42	0.841	16:32:01.604
5 -	1:28.986	***44.743***	***2:13.729***	**(1)**	***79.92***		***16:34:15.333***
6 -	1:29.075	44.792	2:13.867	(2)	79.84	0.138	16:36:29.200

P6 19 F1 C.PEACH / K.EDWARDS — LCR Yamaha 600 - Lifesafety Motorsport

IDEAL LAP TIME : 2:14.877 BEST LAP TIME : 2:14.877 DIFFERENCE : 0.000

LAP	SECTOR 1	SECTOR 2	LAP TIME		MPH	DIFF	TIME OF DAY
1 -		46.951	2:26.444		72.98	11.567	16:25:20.484
2 -	1:33.300	45.743	2:19.043		76.86	4.166	16:27:39.527
3 -	1:31.079	45.646	2:16.725		78.17	1.848	16:29:56.252
4 -	1:30.819	45.418	2:16.237	(3)	78.45	1.360	16:32:12.489
5 -	***1:29.897***	***44.980***	***2:14.877***	**(1)**	***79.24***		***16:34:27.366***
6 -	1:30.036	45.328	2:15.364	(2)	78.95	0.487	16:36:42.730

Weather / Track : Bright / Dry

Snetterton 300: 2.9689 miles
Date: 06/09/2026 Start: 16:22 Finish: 16:35

BMCRC - MRO Championships - Rnd 8 @ Snetterton

BMCRC F1 & F2 Sidecars

RACE 16 - SECTOR ANALYSIS

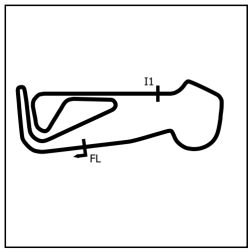

SECTOR 1 = FL to I1, SECTOR 2 = I1 to FL, DIFF = Difference To Personal Best Lap, P = Crossed Finish Line in Pit Lane, D = Time Disallowed

P7 167 F1 W.PETTMAN / D.WEBB Baker Yamaha 1000 - Wesso Racing

IDEAL LAP TIME : 2:24.188 BEST LAP TIME : 2:24.642 DIFFERENCE : 0.454

LAP	SECTOR 1	SECTOR 2	LAP TIME	MPH	DIFF	TIME OF DAY
1 -		48.648	2:32.365	70.14	7.723	16:25:26.405
2 -	***1:35.577***	49.760	2:25.337	73.53	0.695	16:27:51.742
3 -	1:36.452	48.864	2:25.316 **(3)**	73.55	0.674	16:30:17.058
4 -	1:36.184	***48.611***	2:24.795 **(2)**	73.81	0.153	16:32:41.853
5 -	1:35.889	48.753	***2:24.642*** **(1)**	***73.89***		***16:35:06.495***
6 -	1:36.484	49.071	2:25.555	73.42	0.913	16:37:32.050

P8 65 F1 S.CRANSTONE / J.PITT Ryde Triumph - AW Racing

IDEAL LAP TIME : 2:13.124 BEST LAP TIME : DIFFERENCE :

LAP	SECTOR 1	SECTOR 2	LAP TIME	MPH	DIFF	TIME OF DAY
1 -		***44.011***	2:21.601	75.47		16:25:15.641
2 -	***1:29.113***					

BMCRC - MRO Championships - Rnd 8 @ Snetterton

BMCRC F1 & F2 Sidecars

RACE 16 - BEST SECTORS

	SECTOR 1		SECTOR 2	
POS	NO	TIME	NO	TIME
1	**33**	**1:23.585**	**33**	**41.159**
2	**24**	**1:27.563**	**24**	**43.500**
3	**9**	**1:28.731**	**65**	**44.011**
4	**65**	**1:29.113**	**37**	**44.196**
5	**37**	**1:29.168**	**38**	**44.233**
6	**38**	**1:29.245**	**9**	**44.743**
7	**19**	**1:29.897**	**19**	**44.980**
8	**167**	**1:35.577**	**167**	**48.611**

IDEAL / BEST COMPARISON

POS	NO	NAME	IDEAL	BEST	DIFF
		PERFECT LAP	**2:04.744**		
1	**33**	S.HEGARTY / J.NEAVE *	2:04.744	2:04.744	**0.000**
2	**24**	S.McCAIN / T.OLDROYD	2:11.063	2:11.335	**0.272**
3	**65**	S.CRANSTONE / J.PITT			
4	**37**	C.MORPHET / C.ANDERSON	2:13.364	2:13.507	**0.143**
5	**9**	G.FAIRHURST / M.FAIRHURST	2:13.474	2:13.729	**0.255**
6	**38**	C.MOSS / C.BYATT	2:13.478	2:13.480	**0.002**
7	**19**	C.PEACH / K.EDWARDS	2:14.877	2:14.877	**0.000**
8	**167**	W.PETTMAN / D.WEBB	2:24.188	2:24.642	**0.454**

Weather / Track : Bright / Dry

Snetterton 300: 2.9689 miles
Date: 06/09/2026 Start: 16:22 Finish: 16:35

Results can be found at www.tsl-timing.com

Printed - 16:38 Sunday, 06 September 2026

BMCRC - MRO Championships - Rnd 8 @ Snetterton

BMCRC F1 & F2 Sidecars

RACE 16 - STATISTICS

Competitors Started	8
Planned Start	2026-09-06 @ 15:35:00.000
Actual Start	2026-09-06 @ 16:22:54.039
Finish Time	2026-09-06 @ 16:35:40.474
Track Length	2.9689mi.
Total Laps	43
Total Distance Covered	127.6631mi.

Session Fastest Lap History

NO	CL	NAME	LAP TIME	TIME OF DAY	LAP	VEHICLE
33	F1	**S.HEGARTY / J.NEAVE ***	**2:05.376**	16:27:18.546	2	Baker Honda
33	F1	**S.HEGARTY / J.NEAVE ***	**2:04.744**	16:29:23.290	3	Baker Honda

Session Leader History

NO	CL	NAME	FROM LAP	LAPS LED	DISTANCE	VEHICLE
24	F2	**S.McCAIN / T.OLDROYD**	1	1	2.96 miles	GP-F2 Yamaha
33	F1	**S.HEGARTY / J.NEAVE ***	2	5	14.84 miles	Baker Honda

Flag History

TYPE	TIME OF DAY
GREEN	16:22:54.039
FINISH	16:35:40.474

Flag Statistics

TYPE	COUNT	TOTAL LAPS	TOTAL TIME
Green	1	6	14:46.219
Red	0	0	0.000
Safety Car	0	0	0.000
FCY	0	0	0.000

Weather / Track : Bright / Dry

Snetterton 300: 2.9689 miles
Date: 06/09/2026 Start: 16:22 Finish: 16:35

BMCRC - MRO Championships - Rnd 8 @ Snetterton

BMCRC F1 & F2 Sidecars

RACE 16 - STATISTICS

CLASS : F1

6 Starters

Fastest Lap History

NO	NAME	LAP TIME	TIME OF DAY	LAP	VEHICLE
33	**S.HEGARTY / J.NEAVE ***	**2:05.376**	16:27:18.546	2	Baker Honda
33	**S.HEGARTY / J.NEAVE ***	**2:04.744**	16:29:23.290	3	Baker Honda

Leader History

NO	NAME	FROM LAP	LAPS LED	DISTANCE	VEHICLE
33	**S.HEGARTY / J.NEAVE ***	1	6	17.81 miles	Baker Honda

Weather / Track : Bright / Dry

Snetterton 300: 2.9689 miles
Date: 06/09/2026 Start: 16:22 Finish: 16:35

BMCRC - MRO Championships - Rnd 8 @ Snetterton

BMCRC F1 & F2 Sidecars

RACE 16 - STATISTICS

CLASS : F2

2 Starters

Fastest Lap History

NO	NAME	LAP TIME	TIME OF DAY	LAP	VEHICLE
24	**S.McCAIN / T.OLDROYD**	**2:12.605**	16:27:25.091	2	GP-F2 Yamaha
24	**S.McCAIN / T.OLDROYD**	**2:11.335**	16:29:36.426	3	GP-F2 Yamaha

Leader History

NO	NAME	FROM LAP	LAPS LED	DISTANCE	VEHICLE
24	**S.McCAIN / T.OLDROYD**	1	6	17.81 miles	GP-F2 Yamaha

Weather / Track : Bright / Dry

Snetterton 300: 2.9689 miles
Date: 06/09/2026 Start: 16:22 Finish: 16:35



SF PARTS & AUSTIN JACOBS THUNDERBIKE 500

BMCRC-MRO Championships – Round 8

Snetterton 300

5th / 6th September 2026

TSL SPORTS TIMING
TIMING SOLUTIONS LTD

Timing & Results Provided by Timing Solutions Ltd

www.tsl-timing.com

Snetterton 300 Circuit

Norwich, Norfolk, UK

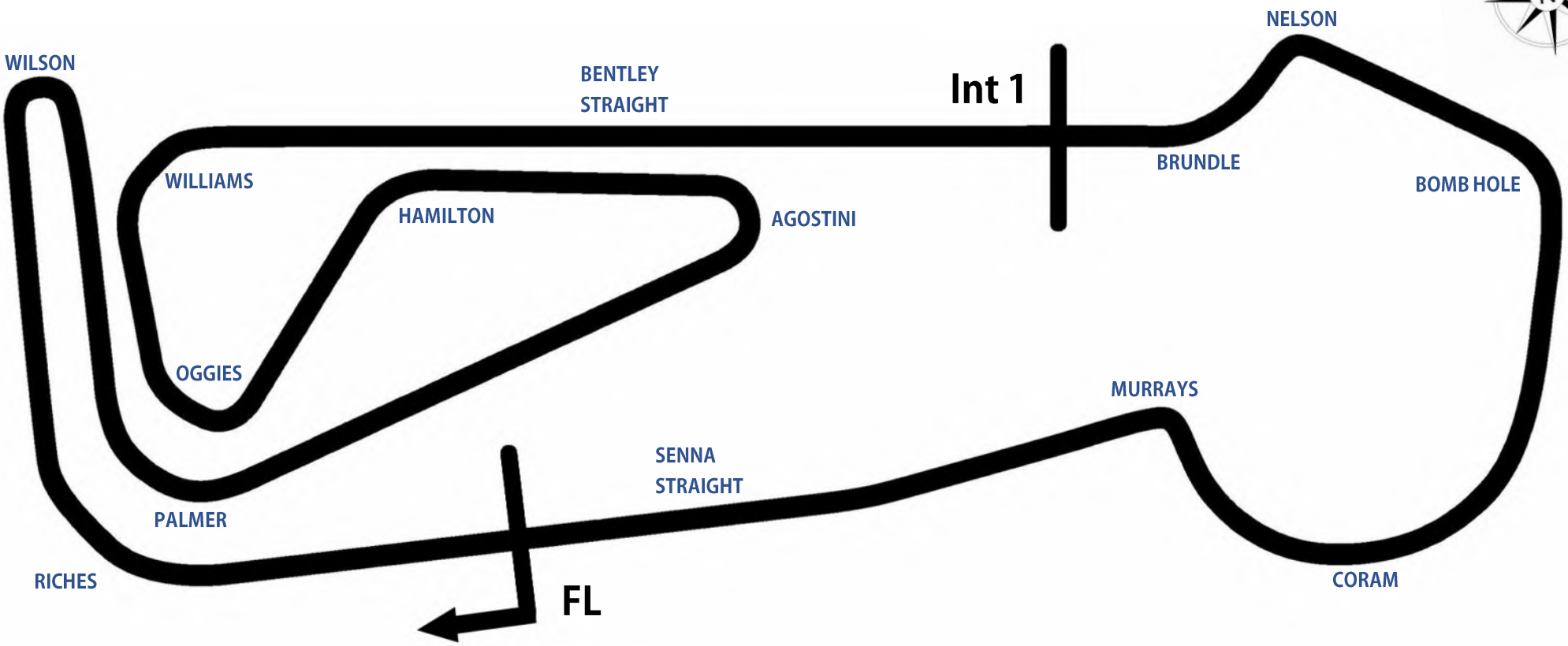

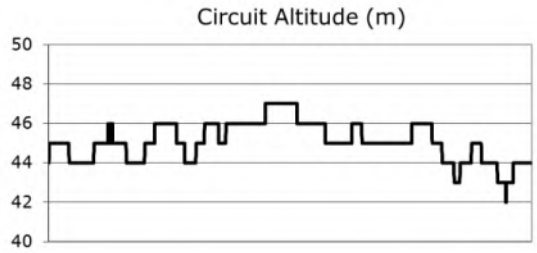

Length	2.9689 miles | 4.778 km | 4778.0 m		
FL		52.46340 N	0.94476 E
Int 1	3198m	52.46617 N	0.94964 E
Pit Entry	4572m	52.46364 N	0.94774 E
Pit Exit	40m after FL	52.46338 N	0.94420 E
Pit Entry - Pit Exit	246m, 17.7S @ 50kph, 14.7s @ 60kph		

Results & Live Timing available at – www.tsl-timing.com

Updated - 14/03/2024 14:52

BMCRC - MRO Championships - Rnd 8 @ Snetterton

Thunderbike 500

QUALIFYING - CLASSIFICATION

POS	NO	CL	PIC	NAME	ENTRY	TIME	ON	LAPS	GAP	DIFF	MPH
1	62	C3	1	Max MACRAE	Honda CB500 - MacRae Racing	2:12.804	3	5			80.48
2	16	C2	1	Luke MACRAE	Honda CB500 - Helmet City Northlands Fencing	2:13.282	5	5	0.478	0.478	80.19
3	332	C2	2	William LEANING	Honda CB500 -	2:13.366	3	5	0.562	0.083	80.14
4	24	C1	1	Josh LEANING	Honda CB500 - Shane brocklehurst transport	2:14.507	3	3	1.703	1.141	79.46
5	66	C1	2	Benjamin ROUND	Honda CB500 -	2:15.447	3	5	2.643	0.940	78.90
6	26	C3	2	Colt DWYER	Honda CB500 - Regal Aluminium	2:16.166	5	5	3.362	0.719	78.49
7	75	C2	3	Peter WOODALL	Honda CB500 - RevdCoin	2:16.445	5	5	3.641	0.279	78.33
8	713	C3	3	Tim PATTERSON (R)	Honda CB500 - York motorbikes	2:16.557	5	5	3.753	0.112	78.26
9	23	C1	3	Adrian KERSHAW	Honda CB500 - ADK Racing	2:16.802	4	4	3.998	0.245	78.12
10	626	C2	4	Jamie HORNER	Honda CB500 - TRENT TRACTORS AND MOWERS	2:17.566	5	5	4.762	0.764	77.69
11	505	C2	5	Philip I'ANSON (R)	Honda CB500 - HG Heat	2:17.644	3	5	4.840	0.078	77.65
12	11	C1	4	Mark OSBORNE	Honda CB500 - PAL driving school	2:17.644	4	5	4.840	0.000	77.65
13	7	C2	6	Shaun O'HARA	Honda CB500 - Advanced Vehicle Alarms	2:17.717	2	5	4.913	0.073	77.60
14	1	C2	7	Daniel NORTH	Honda CB500 - ROAM Cafe Bistro	2:17.783	5	5	4.979	0.066	77.57
15	261	C1	5	Liam SILVAIN	Honda CB500 - Scrapco redlodge	2:18.098	3	5	5.294	0.315	77.39
16	217	C2	8	Martin SIGGINS	Honda CB500 - Siggins Property Services	2:18.345	5	5	5.541	0.247	77.25
17	30	C3	4	Jordan BUTLER (R)	Honda CB500 - JB Racing with Double D Graphics	2:19.077	3	5	6.273	0.732	76.85
18	76	C3	5	Ian CARTER	Honda CB500 - ATO Racing + Moyes investments	2:19.481	5	5	6.677	0.404	76.62
19	84	C1	6	Martyn DELLOW	Honda CB500 - Kirdford Shotblasting	2:19.489	3	5	6.685	0.008	76.62
20	906	C1	7	Camille GUYOT (R)	Honda CB500 -	2:20.186	3	5	7.382	0.697	76.24
21	82	C3	6	Jack WOLFF	Honda CB500 -	2:21.560	3	4	8.756	1.374	75.50
22	25	C1	8	Dylan JORDAN (R)	Honda CB500 -	2:22.065	4	4	9.261	0.505	75.23
23	22	C3	7	Simon FINCH	Honda CB500 -	2:22.176	4	4	9.372	0.111	75.17
24	80	C1	9	Rachel STACEY	Honda CB500 - ATO Racing	2:22.231	3	5	9.427	0.055	75.14
25	42	C3	8	Gary ADORJAN	Honda CB500 - Hippo Racing	2:22.930	2	4	10.126	0.699	74.77
26	21	C3	9	Terry THOMPSON (R)	Honda CB500 - TTPlant	2:23.561	4	4	10.757	0.631	74.44
27	185	C1	10	Mitchell SMITH	Honda CB500 -	2:23.903	4	4	11.099	0.342	74.27
28	56	C2	9	John HAMILTON	Honda CB500 - Team Charlie Webster	2:24.162	2	4	11.358	0.259	74.13
29	716	C2	10	Stephen DAVIES (R)	Honda CB500 -	2:25.155	4	4	12.351	0.993	73.63
30	77	C1	11	Wayne DRAKE	Honda CB500 - None	2:25.398	3	4	12.594	0.243	73.50
31	155	C1	12	Paul ADAMS (R)	Honda CB500 - Adams Motor Repairs Ltd	2:28.174	3	4	15.370	2.776	72.13
32	500	C1	13	Lance JORDAN (R)	Honda CB500 -	2:31.365	4	4	18.561	3.191	70.61
33	909	C2	11	Steven SMITH (R)	Honda CB500 -	2:35.335	3	4	22.531	3.970	68.80
34	881	C3	10	Richard VELLLA (R)	Honda CB500 - b15 bike n car mot center	2:39.746	2	4	26.942	4.411	66.90
35	79	C3	11	Lee SILVAIN	Honda CB500 - That'll do racing	2:52.149	1	1	39.345	12.403	62.08

Weather / Track : Bright / Dry

These results are provisional until the conclusion of any judicial and technical matters.

Date: 05/09/2026 Start: 09:32 Finish: 09:42

Snetterton 300: 2.9689 miles

Clerk Of Course: Den Grant / Caroline Patterson	Timekeeper: Richard Evans	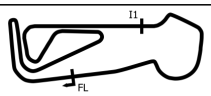

Results can be found at www.tsl-timing.com

Printed - 09:46 Saturday, 05 September 2026

TSL SPORTS TIMING
TIMING SOLUTIONS LTD

BMCRC - MRO Championships - Rnd 8 @ Snetterton

Thunderbike 500

QUALIFYING - SECTOR ANALYSIS

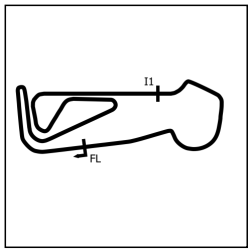

SECTOR 1 = FL to I1, SECTOR 2 = I1 to FL, DIFF = Difference To Personal Best Lap, P = Crossed Finish Line in Pit Lane, D = Time Disallowed

P1 62 C3 Max MACRAE — Honda CB500 - MacRae Racing

IDEAL LAP TIME : 2:12.804 BEST LAP TIME : 2:12.804 DIFFERENCE : 0.000

LAP	SECTOR 1	SECTOR 2	LAP TIME	MPH	DIFF	TIME OF DAY
1 -	1:32.010	44.728	2:16.738	78.16	3.934	09:35:14.945
2 -	1:29.465	44.358	2:13.823	79.86	1.019	09:37:28.768
3 -	***1:28.827***	***43.977***	***2:12.804*** **(1)**	***80.48***		***09:39:41.572***
4 -	1:29.364	44.090	2:13.454 **(2)**	80.08	0.650	09:41:55.026
5 -	1:29.349	44.286	2:13.635 **(3)**	79.97	0.831	09:44:08.661

P2 16 C2 Luke MACRAE — Honda CB500 - Helmet City Northlands Fencing

IDEAL LAP TIME : BEST LAP TIME : 2:13.282 DIFFERENCE :

LAP	SECTOR 1	SECTOR 2	LAP TIME	MPH	DIFF	TIME OF DAY
1 -			2:16.278	78.42	2.995	09:35:13.915
2 -			2:13.924	79.80	0.641	09:37:27.839
3 -			2:13.490 **(2)**	80.06	0.207	09:39:41.329
4 -			2:13.718 **(3)**	79.92	0.436	09:41:55.047
5 -			***2:13.282*** **(1)**	***80.19***		***09:44:08.330***

P3 332 C2 William LEANING — Honda CB500 -

IDEAL LAP TIME : 2:12.923 BEST LAP TIME : 2:13.366 DIFFERENCE : 0.443

LAP	SECTOR 1	SECTOR 2	LAP TIME	MPH	DIFF	TIME OF DAY
1 -	1:37.618	46.289	2:23.907	74.27	10.541	09:35:25.571
2 -	1:30.816	44.411	2:15.227 **(3)**	79.03	1.861	09:37:40.798
3 -	***1:28.815***	44.551	***2:13.366*** **(1)**	***80.14***		***09:39:54.164***
4 -	1:29.671	***44.108***	2:13.779 **(2)**	79.89	0.413	09:42:07.943
5 -	1:37.354	46.778	2:24.132	74.15	10.766	09:44:32.075

P4 24 C1 Josh LEANING — Honda CB500 - Shane brocklehurst transport

IDEAL LAP TIME : 2:14.507 BEST LAP TIME : 2:14.507 DIFFERENCE : 0.000

LAP	SECTOR 1	SECTOR 2	LAP TIME	MPH	DIFF	TIME OF DAY
1 -	1:36.875	46.152	2:23.027 **(3)**	74.72	8.520	09:35:23.159
2 -	1:31.609	44.954	2:16.563 **(2)**	78.26	2.056	09:37:39.722
3 -	***1:29.587***	***44.920***	***2:14.507*** **(1)**	***79.46***		***09:39:54.229***
4 -	1:30.879					

P5 66 C1 Benjamin ROUND — Honda CB500 -

IDEAL LAP TIME : 2:15.255 BEST LAP TIME : 2:15.447 DIFFERENCE : 0.192

LAP	SECTOR 1	SECTOR 2	LAP TIME	MPH	DIFF	TIME OF DAY
1 -	1:36.882	46.271	2:23.153	74.66	7.706	09:35:21.664
2 -	1:32.014	***45.021***	2:17.035 **(2)**	77.99	1.588	09:37:38.699
3 -	***1:30.234***	45.213	***2:15.447*** **(1)**	***78.90***		***09:39:54.146***
4 -	1:31.184	45.864	2:17.048 **(3)**	77.98	1.601	09:42:11.194
5 -	1:33.940	46.213	2:20.153	76.26	4.706	09:44:31.347

P6 26 C3 Colt DWYER — Honda CB500 - Regal Aluminium

IDEAL LAP TIME : 2:16.166 BEST LAP TIME : 2:16.166 DIFFERENCE : 0.000

LAP	SECTOR 1	SECTOR 2	LAP TIME	MPH	DIFF	TIME OF DAY
1 -	1:41.964	47.998	2:29.962	71.27	13.796	09:35:33.686
2 -	1:32.587	46.532	2:19.119	76.82	2.953	09:37:52.805
3 -	1:31.274	45.480	2:16.754 **(2)**	78.15	0.588	09:40:09.559
4 -	1:31.231	46.110	2:17.341 **(3)**	77.82	1.175	09:42:26.900
5 -	***1:31.141***	***45.025***	***2:16.166*** **(1)**	***78.49***		***09:44:43.066***

BMCRC - MRO Championships - Rnd 8 @ Snetterton

Thunderbike 500

QUALIFYING - SECTOR ANALYSIS

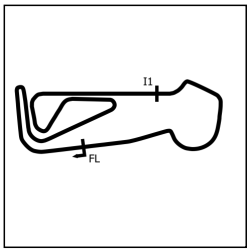

SECTOR 1 = FL to I1, SECTOR 2 = I1 to FL, DIFF = Difference To Personal Best Lap, P = Crossed Finish Line in Pit Lane, D = Time Disallowed

P7 75 C2 Peter WOODALL — Honda CB500 - RevdCoin

IDEAL LAP TIME : 2:16.445 BEST LAP TIME : 2:16.445 DIFFERENCE : 0.000

LAP	SECTOR 1	SECTOR 2	LAP TIME		MPH	DIFF	TIME OF DAY
1 -	1:40.361	48.635	2:28.996		71.73	12.551	09:35:34.414
2 -	1:33.430	46.056	2:19.486		76.62	3.041	09:37:53.900
3 -	1:32.024	46.101	2:18.125	(2)	77.37	1.680	09:40:12.025
4 -	1:32.416	46.449	2:18.865	(3)	76.96	2.420	09:42:30.890
5 -	***1:31.094***	***45.351***	***2:16.445***	**(1)**	***78.33***		***09:44:47.335***

P8 713 C3 Tim PATTERSON (R) — Honda CB500 - York motorbikes

IDEAL LAP TIME : 2:16.557 BEST LAP TIME : 2:16.557 DIFFERENCE : 0.000

LAP	SECTOR 1	SECTOR 2	LAP TIME		MPH	DIFF	TIME OF DAY
1 -	1:38.337	47.818	2:26.155		73.12	9.598	09:35:33.177
2 -	1:35.885	45.983	2:21.868		75.33	5.311	09:37:55.045
3 -	1:31.807	46.529	2:18.336	(3)	77.26	1.779	09:40:13.381
4 -	1:32.338	45.492	2:17.830	(2)	77.54	1.273	09:42:31.211
5 -	***1:31.533***	***45.024***	***2:16.557***	**(1)**	***78.26***		***09:44:47.768***

P9 23 C1 Adrian KERSHAW — Honda CB500 - ADK Racing

IDEAL LAP TIME : 2:16.802 BEST LAP TIME : 2:16.802 DIFFERENCE : 0.000

LAP	SECTOR 1	SECTOR 2	LAP TIME		MPH	DIFF	TIME OF DAY
1 -	1:41.919	55.023	2:36.942		68.10	20.140	09:36:03.833
2 -	1:32.870	46.483	2:19.353	(3)	76.69	2.551	09:38:23.186
3 -	1:31.913	46.100	2:18.013	(2)	77.44	1.211	09:40:41.199
4 -	***1:31.161***	***45.641***	***2:16.802***	**(1)**	***78.12***		***09:42:58.001***

P10 626 C2 Jamie HORNER — Honda CB500 - TRENT TRACTORS AND MOWERS

IDEAL LAP TIME : 2:16.823 BEST LAP TIME : 2:17.566 DIFFERENCE : 0.743

LAP	SECTOR 1	SECTOR 2	LAP TIME		MPH	DIFF	TIME OF DAY
1 -	1:39.906	48.250	2:28.156		72.14	10.590	09:35:32.306
2 -	1:33.343	46.547	2:19.890		76.40	2.324	09:37:52.196
3 -	1:32.149	46.022	2:18.171	(3)	77.35	0.605	09:40:10.367
4 -	***1:30.903***	46.761	2:17.664	(2)	77.63	0.098	09:42:28.031
5 -	1:31.646	***45.920***	***2:17.566***	**(1)**	***77.69***		***09:44:45.597***

P11 505 C2 Philip I'ANSON (R) — Honda CB500 - HG Heat

IDEAL LAP TIME : 2:17.376 BEST LAP TIME : 2:17.644 DIFFERENCE : 0.268

LAP	SECTOR 1	SECTOR 2	LAP TIME		MPH	DIFF	TIME OF DAY
1 -	1:36.907	47.610	2:24.517		73.95	6.873	09:35:24.847
2 -	1:32.445	45.978	2:18.423	(3)	77.21	0.779	09:37:43.270
3 -	***1:31.481***	46.163	***2:17.644***	**(1)**	***77.65***		***09:40:00.914***
4 -	1:32.459	47.080	2:19.539		76.59	1.895	09:42:20.453
5 -	1:32.170	***45.895***	2:18.065	(2)	77.41	0.421	09:44:38.518

P12 11 C1 Mark OSBORNE — Honda CB500 - PAL driving school

IDEAL LAP TIME : 2:17.644 BEST LAP TIME : 2:17.644 DIFFERENCE : 0.000

LAP	SECTOR 1	SECTOR 2	LAP TIME		MPH	DIFF	TIME OF DAY
1 -	1:39.915	47.053	2:26.968		72.72	9.324	09:35:29.069
2 -	1:32.515	46.545	2:19.060		76.85	1.416	09:37:48.129
3 -	1:32.542	45.928	2:18.470	(3)	77.18	0.826	09:40:06.599
4 -	***1:31.775***	***45.869***	***2:17.644***	**(1)**	***77.65***		***09:42:24.243***
5 -	1:32.099	45.962	2:18.061	(2)	77.41	0.417	09:44:42.304

BMCRC - MRO Championships - Rnd 8 @ Snetterton

Thunderbike 500

QUALIFYING - SECTOR ANALYSIS

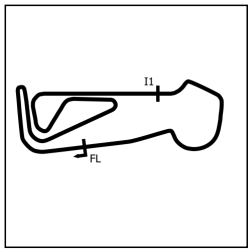

SECTOR 1 = FL to I1, SECTOR 2 = I1 to FL, DIFF = Difference To Personal Best Lap, P = Crossed Finish Line in Pit Lane, D = Time Disallowed

P13 7 C2 Shaun O'HARA

Honda CB500 - Advanced Vehicle Alarms

IDEAL LAP TIME : 2:17.579 BEST LAP TIME : 2:17.717 DIFFERENCE : 0.138

LAP	SECTOR 1	SECTOR 2	LAP TIME	MPH	DIFF	TIME OF DAY
1 -	1:36.786	46.714	2:23.500	74.48	5.783	09:35:22.536
2 -	***1:32.168***	45.549	***2:17.717*** **(1)**	***77.60***		***09:37:40.253***
3 -	1:32.344	45.562	2:17.906 **(2)**	77.50	0.189	09:39:58.159
4 -	1:32.402	45.748	2:18.150	77.36	0.433	09:42:16.309
5 -	1:32.594	***45.411***	2:18.005 **(3)**	77.44	0.288	09:44:34.314

P14 1 C2 Daniel NORTH

Honda CB500 - ROAM Cafe Bistro

IDEAL LAP TIME : 2:17.783 BEST LAP TIME : 2:17.783 DIFFERENCE : 0.000

LAP	SECTOR 1	SECTOR 2	LAP TIME	MPH	DIFF	TIME OF DAY
1 -	1:38.441	47.092	2:25.533	73.44	7.750	09:35:25.189
2 -	1:34.096	46.393	2:20.489	76.07	2.706	09:37:45.678
3 -	1:32.760	46.431	2:19.191 **(2)**	76.78	1.408	09:40:04.869
4 -	1:32.799	46.515	2:19.314 **(3)**	76.71	1.531	09:42:24.183
5 -	***1:32.095***	***45.688***	***2:17.783*** **(1)**	***77.57***		***09:44:41.966***

P15 261 C1 Liam SILVAIN

Honda CB500 - Scrapco redlodge

IDEAL LAP TIME : 2:18.098 BEST LAP TIME : 2:18.098 DIFFERENCE : 0.000

LAP	SECTOR 1	SECTOR 2	LAP TIME	MPH	DIFF	TIME OF DAY
1 -	1:37.244	47.938	2:25.182	73.61	7.084	09:35:26.228
2 -	1:33.542	47.051	2:20.593 **(3)**	76.02	2.495	09:37:46.821
3 -	***1:31.724***	***46.374***	***2:18.098*** **(1)**	***77.39***		***09:40:04.919***
4 -	1:32.276	46.442	2:18.718 **(2)**	77.04	0.620	09:42:23.637
5 -	1:42.927	47.261	2:30.188	71.16	12.090	09:44:53.825

P16 217 C2 Martin SIGGINS

Honda CB500 - Siggins Property Services

IDEAL LAP TIME : 2:18.047 BEST LAP TIME : 2:18.345 DIFFERENCE : 0.298

LAP	SECTOR 1	SECTOR 2	LAP TIME	MPH	DIFF	TIME OF DAY
1 -	1:37.858	47.500	2:25.358	73.52	7.013	09:35:26.947
2 -	1:32.811	46.414	2:19.225	76.76	0.880	09:37:46.172
3 -	***1:32.409***	46.689	2:19.098 **(3)**	76.83	0.753	09:40:05.270
4 -	1:32.596	46.423	2:19.019 **(2)**	76.88	0.674	09:42:24.289
5 -	1:32.707	***45.638***	***2:18.345*** **(1)**	***77.25***		***09:44:42.634***

P17 30 C3 Jordan BUTLER (R)

Honda CB500 - JB Racing with Double D Graphics

IDEAL LAP TIME : 2:19.054 BEST LAP TIME : 2:19.077 DIFFERENCE : 0.023

LAP	SECTOR 1	SECTOR 2	LAP TIME	MPH	DIFF	TIME OF DAY
1 -	1:39.020	47.595	2:26.615	72.89	7.538	09:35:26.873
2 -	1:33.877	47.269	2:21.146	75.72	2.069	09:37:48.019
3 -	***1:32.467***	46.610	***2:19.077*** **(1)**	***76.85***		***09:40:07.096***
4 -	1:32.475	48.035	2:20.510 **(3)**	76.06	1.433	09:42:27.606
5 -	1:33.204	***46.587***	2:19.791 **(2)**	76.45	0.714	09:44:47.397

P18 76 C3 Ian CARTER

Honda CB500 - ATO Racing + Moyes investments

IDEAL LAP TIME : 2:19.087 BEST LAP TIME : 2:19.481 DIFFERENCE : 0.394

LAP	SECTOR 1	SECTOR 2	LAP TIME	MPH	DIFF	TIME OF DAY
1 -	1:37.557	48.351	2:25.908	73.25	6.427	09:35:24.920
2 -	1:34.982	48.110	2:23.092	74.69	3.611	09:37:48.012
3 -	1:33.563	46.452	2:20.015 **(2)**	76.33	0.534	09:40:08.027
4 -	***1:32.876***	47.187	2:20.063 **(3)**	76.30	0.582	09:42:28.090
5 -	1:33.270	***46.211***	***2:19.481*** **(1)**	***76.62***		***09:44:47.571***

BMCRC - MRO Championships - Rnd 8 @ Snetterton

Thunderbike 500

QUALIFYING - SECTOR ANALYSIS

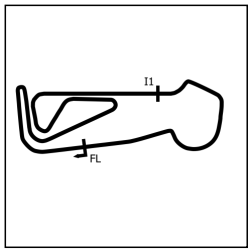

SECTOR 1 = FL to I1, SECTOR 2 = I1 to FL, DIFF = Difference To Personal Best Lap, P = Crossed Finish Line in Pit Lane, D = Time Disallowed

P19 84 C1 Martyn DELLOW — Honda CB500 - Kirdford Shotblasting

IDEAL LAP TIME : 2:18.765 BEST LAP TIME : 2:19.489 DIFFERENCE : 0.724

LAP	SECTOR 1	SECTOR 2	LAP TIME		MPH	DIFF	TIME OF DAY
1 -	1:40.226	47.593	2:27.819		72.30	8.330	09:35:33.627
2 -	1:34.336	***46.306***	2:20.642		75.99	1.153	09:37:54.269
3 -	***1:32.459***	47.030	***2:19.489***	**(1)**	***76.62***		***09:40:13.758***
4 -	1:33.452	46.599	2:20.051	**(3)**	76.31	0.562	09:42:33.809
5 -	1:33.533	46.508	2:20.041	**(2)**	76.32	0.552	09:44:53.850

P20 906 C1 Camille GUYOT (R) — Honda CB500 -

IDEAL LAP TIME : 2:20.186 BEST LAP TIME : 2:20.186 DIFFERENCE : 0.000

LAP	SECTOR 1	SECTOR 2	LAP TIME		MPH	DIFF	TIME OF DAY
1 -	1:40.646	48.318	2:28.964		71.74	8.778	09:35:31.889
2 -	1:33.717	47.610	2:21.327	**(2)**	75.62	1.141	09:37:53.216
3 -	***1:32.781***	***47.405***	***2:20.186***	**(1)**	***76.24***		***09:40:13.402***
4 -	1:35.060	48.280	2:23.340	**(3)**	74.56	3.154	09:42:36.742
5 -	1:36.421	48.336	2:24.757		73.83	4.571	09:45:01.499

P21 82 C3 Jack WOLFF — Honda CB500 -

IDEAL LAP TIME : 2:21.560 BEST LAP TIME : 2:21.560 DIFFERENCE : 0.000

LAP	SECTOR 1	SECTOR 2	LAP TIME		MPH	DIFF	TIME OF DAY
1 -	1:43.852	49.599	2:33.451		69.65	11.891	09:35:39.973
2 -	1:35.238	47.572	2:22.810	**(3)**	74.84	1.250	09:38:02.783
3 -	***1:34.005***	***47.555***	***2:21.560***	**(1)**	***75.50***		***09:40:24.343***
4 -	1:34.190	47.869	2:22.059	**(2)**	75.23	0.499	09:42:46.402

P22 25 C1 Dylan JORDAN (R) — Honda CB500 -

IDEAL LAP TIME : 2:21.749 BEST LAP TIME : 2:22.065 DIFFERENCE : 0.316

LAP	SECTOR 1	SECTOR 2	LAP TIME		MPH	DIFF	TIME OF DAY
1 -	1:42.147	49.051	2:31.198		70.68	9.133	09:35:37.175
2 -	1:35.647	48.362	2:24.009	**(3)**	74.21	1.944	09:38:01.184
3 -	1:34.884	***48.030***	2:22.914	**(2)**	74.78	0.849	09:40:24.098
4 -	***1:33.719***	48.346	***2:22.065***	**(1)**	***75.23***		***09:42:46.163***

P23 22 C3 Simon FINCH — Honda CB500 -

IDEAL LAP TIME : BEST LAP TIME : 2:22.176 DIFFERENCE :

LAP	SECTOR 1	SECTOR 2	LAP TIME		MPH	DIFF	TIME OF DAY
1 -			2:41.764		66.07	19.588	09:35:47.194
2 -			2:24.723	**(3)**	73.85	2.547	09:38:11.917
3 -			2:24.156	**(2)**	74.14	1.980	09:40:36.073
4 -			***2:22.176***	**(1)**	***75.17***		***09:42:58.249***

P24 80 C1 Rachel STACEY — Honda CB500 - ATO Racing

IDEAL LAP TIME : 2:22.181 BEST LAP TIME : 2:22.231 DIFFERENCE : 0.050

LAP	SECTOR 1	SECTOR 2	LAP TIME		MPH	DIFF	TIME OF DAY
1 -	1:38.854	47.808	2:26.662		72.87	4.431	09:35:28.317
2 -	1:35.301	***47.149***	2:22.450	**(2)**	75.03	0.219	09:37:50.767
3 -	***1:35.032***	47.199	***2:22.231***	**(1)**	***75.14***		***09:40:12.998***
4 -	1:35.183	48.238	2:23.421	**(3)**	74.52	1.190	09:42:36.419
5 -	1:36.442	48.285	2:24.727		73.84	2.496	09:45:01.146

BMCRC - MRO Championships - Rnd 8 @ Snetterton

Thunderbike 500

QUALIFYING - SECTOR ANALYSIS

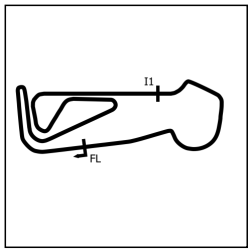

SECTOR 1 = FL to I1, SECTOR 2 = I1 to FL, DIFF = Difference To Personal Best Lap, P = Crossed Finish Line in Pit Lane, D = Time Disallowed

P25 42 C3 Gary ADORJAN — Honda CB500 - Hippo Racing

IDEAL LAP TIME : 2:22.765 BEST LAP TIME : 2:22.930 DIFFERENCE : 0.165

LAP	SECTOR 1	SECTOR 2	LAP TIME	MPH	DIFF	TIME OF DAY
1 -	1:45.704	48.862	2:34.566	69.14	11.636	09:35:40.058
2 -	***1:35.356***	47.574	***2:22.930*** **(1)**	***74.77***		***09:38:02.988***
3 -	1:35.575	47.953	2:23.528 **(3)**	74.46	0.598	09:40:26.516
4 -	1:35.639	***47.409***	2:23.048 **(2)**	74.71	0.118	09:42:49.564

P26 21 C3 Terry THOMPSON (R) — Honda CB500 - TTPlant

IDEAL LAP TIME : 2:23.287 BEST LAP TIME : 2:23.561 DIFFERENCE : 0.274

LAP	SECTOR 1	SECTOR 2	LAP TIME	MPH	DIFF	TIME OF DAY
1 -	1:46.641	48.446	2:35.087	68.91	11.526	09:35:42.999
2 -	1:36.342	***47.883***	2:24.225 **(2)**	74.10	0.664	09:38:07.224
3 -	1:36.290	49.194	2:25.484 **(3)**	73.46	1.923	09:40:32.708
4 -	***1:35.404***	48.157	***2:23.561*** **(1)**	***74.44***		***09:42:56.269***

P27 185 C1 Mitchell SMITH — Honda CB500 -

IDEAL LAP TIME : 2:23.903 BEST LAP TIME : 2:23.903 DIFFERENCE : 0.000

LAP	SECTOR 1	SECTOR 2	LAP TIME	MPH	DIFF	TIME OF DAY
1 -	1:44.016	49.123	2:33.139	69.79	9.236	09:35:40.724
2 -	1:36.222	50.019	2:26.241 **(3)**	73.08	2.338	09:38:06.965
3 -	1:36.007	49.076	2:25.083 **(2)**	73.66	1.180	09:40:32.048
4 -	***1:35.135***	***48.768***	***2:23.903*** **(1)**	***74.27***		***09:42:55.951***

P28 56 C2 John HAMILTON — Honda CB500 - Team Charlie Webster

IDEAL LAP TIME : 2:24.114 BEST LAP TIME : 2:24.162 DIFFERENCE : 0.048

LAP	SECTOR 1	SECTOR 2	LAP TIME	MPH	DIFF	TIME OF DAY
1 -	1:48.540	51.041	2:39.581	66.97	15.419	09:35:46.910
2 -	1:36.363	***47.799***	***2:24.162*** **(1)**	***74.13***		***09:38:11.072***
3 -	***1:36.315***	48.862	2:25.177 **(3)**	73.62	1.015	09:40:36.249
4 -	1:36.387	48.730	2:25.117 **(2)**	73.65	0.955	09:43:01.366

P29 716 C2 Stephen DAVIES (R) — Honda CB500 -

IDEAL LAP TIME : 2:25.155 BEST LAP TIME : 2:25.155 DIFFERENCE : 0.000

LAP	SECTOR 1	SECTOR 2	LAP TIME	MPH	DIFF	TIME OF DAY
1 -	1:46.904	49.656	2:36.560	68.26	11.405	09:35:44.717
2 -	1:36.848	48.649	2:25.497 **(3)**	73.45	0.342	09:38:10.214
3 -	1:36.674	48.771	2:25.445 **(2)**	73.48	0.290	09:40:35.659
4 -	***1:36.646***	***48.509***	***2:25.155*** **(1)**	***73.63***		***09:43:00.814***

P30 77 C1 Wayne DRAKE — Honda CB500 - None

IDEAL LAP TIME : 2:25.398 BEST LAP TIME : 2:25.398 DIFFERENCE : 0.000

LAP	SECTOR 1	SECTOR 2	LAP TIME	MPH	DIFF	TIME OF DAY
1 -	1:41.606	49.794	2:31.400	70.59	6.002	09:35:33.327
2 -	1:38.537	49.227	2:27.764 **(3)**	72.33	2.366	09:38:01.091
3 -	***1:36.978***	***48.420***	***2:25.398*** **(1)**	***73.50***		***09:40:26.489***
4 -	1:38.035	48.780	2:26.815 **(2)**	72.79	1.417	09:42:53.304

P31 155 C1 Paul ADAMS (R) — Honda CB500 - Adams Motor Repairs Ltd

IDEAL LAP TIME : 2:27.539 BEST LAP TIME : 2:28.174 DIFFERENCE : 0.635

LAP	SECTOR 1	SECTOR 2	LAP TIME	MPH	DIFF	TIME OF DAY
1 -	1:46.342	50.925	2:37.267	67.96	9.093	09:35:46.159
2 -	1:38.731	***49.606***	2:28.337 **(2)**	72.05	0.163	09:38:14.496
3 -	***1:37.933***	50.241	***2:28.174*** **(1)**	***72.13***		***09:40:42.670***
4 -	1:40.667	51.054	2:31.721 **(3)**	70.44	3.547	09:43:14.391

BMCRC - MRO Championships - Rnd 8 @ Snetterton

Thunderbike 500

QUALIFYING - SECTOR ANALYSIS

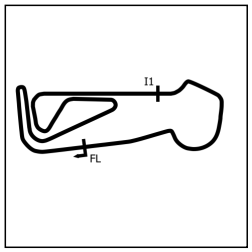

SECTOR 1 = FL to I1, SECTOR 2 = I1 to FL, DIFF = Difference To Personal Best Lap, P = Crossed Finish Line in Pit Lane, D = Time Disallowed

P32 500 C1 Lance JORDAN (R) Honda CB500 -

IDEAL LAP TIME : 2:30.882 BEST LAP TIME : 2:31.365 DIFFERENCE : 0.483

LAP	SECTOR 1	SECTOR 2	LAP TIME	MPH	DIFF	TIME OF DAY
1 -	1:50.436	51.213	2:41.649	66.11	10.284	09:35:50.038
2 -	1:41.304	***50.893***	2:32.197 **(2)**	70.22	0.832	09:38:22.235
3 -	1:40.312	52.301	2:32.613 **(3)**	70.03	1.248	09:40:54.848
4 -	***1:39.989***	51.376	***2:31.365*** **(1)**	***70.61***		***09:43:26.213***

P33 909 C2 Steven SMITH (R) Honda CB500 -

IDEAL LAP TIME : 2:35.283 BEST LAP TIME : 2:35.335 DIFFERENCE : 0.052

LAP	SECTOR 1	SECTOR 2	LAP TIME	MPH	DIFF	TIME OF DAY
1 -	1:49.150	54.121	2:43.271	65.46	7.936	09:35:49.732
2 -	1:43.633	52.945	2:36.578 **(3)**	68.26	1.243	09:38:26.310
3 -	***1:42.592***	52.743	***2:35.335*** **(1)**	***68.80***		***09:41:01.645***
4 -	1:42.725	***52.691***	2:35.416 **(2)**	68.77	0.081	09:43:37.061

P34 881 C3 Richard VELLLA (R) Honda CB500 - b15 bike n car mot center

IDEAL LAP TIME : 2:39.746 BEST LAP TIME : 2:39.746 DIFFERENCE : 0.000

LAP	SECTOR 1	SECTOR 2	LAP TIME	MPH	DIFF	TIME OF DAY
1 -	1:50.800	55.071	2:45.871	64.43	6.125	09:35:59.380
2 -	***1:45.809***	***53.937***	***2:39.746*** **(1)**	***66.90***		***09:38:39.126***
3 -	1:46.788	56.441	2:43.229 **(2)**	65.47	3.483	09:41:22.355
4 -	1:48.706	56.205	2:44.911 **(3)**	64.81	5.165	09:44:07.266

P35 79 C3 Lee SILVAIN Honda CB500 - That'll do racing

IDEAL LAP TIME : 2:52.149 BEST LAP TIME : 2:52.149 DIFFERENCE : 0.000

LAP	SECTOR 1	SECTOR 2	LAP TIME	MPH	DIFF	TIME OF DAY
1 -	***1:54.389***	***57.760***	***2:52.149*** **(1)**	***62.08***		***09:36:03.905***

Weather / Track : Bright / Dry

Snetterton 300: 2.9689 miles
Date: 05/09/2026 Start: 09:32 Finish: 09:42

BMCRC - MRO Championships - Rnd 8 @ Snetterton

Thunderbike 500

QUALIFYING - BEST SECTORS

	SECTOR 1		SECTOR 2	
POS	NO	TIME	NO	TIME
1	332	1:28.815	62	43.977
2	62	1:28.827	332	44.108
3	24	1:29.587	24	44.920
4	66	1:30.234	66	45.021
5	626	1:30.903	713	45.024
6	75	1:31.094	26	45.025
7	26	1:31.141	75	45.351
8	23	1:31.161	7	45.411
9	505	1:31.481	217	45.638
10	713	1:31.533	23	45.641
11	261	1:31.724	1	45.688
12	11	1:31.775	11	45.869
13	1	1:32.095	505	45.895
14	7	1:32.168	626	45.920
15	217	1:32.409	76	46.211
16	84	1:32.459	84	46.306
17	30	1:32.467	261	46.374
18	906	1:32.781	30	46.587
19	76	1:32.876	80	47.149
20	25	1:33.719	906	47.405
21	82	1:34.005	42	47.409
22	80	1:35.032	82	47.555
23	185	1:35.135	56	47.799
24	42	1:35.356	21	47.883
25	21	1:35.404	25	48.030
26	56	1:36.315	77	48.420
27	716	1:36.646	716	48.509
28	77	1:36.978	185	48.768
29	155	1:37.933	155	49.606
30	500	1:39.989	500	50.893
31	909	1:42.592	909	52.691
32	881	1:45.809	881	53.937
33	79	1:54.389	79	57.760
34				
35				

IDEAL / BEST COMPARISON

				IDEAL	BEST	DIFF
			PERFECT LAP	2:12.792		
1	62	MACRAE		2:12.804	2:12.804	0.000
2	332	LEANING		2:12.923	2:13.366	0.443
3	24	LEANING		2:14.507	2:14.507	0.000
4	66	ROUND		2:15.255	2:15.447	0.192
5	26	DWYER		2:16.166	2:16.166	0.000
6	75	WOODALL		2:16.445	2:16.445	0.000
7	713	PATTERSON (R)		2:16.557	2:16.557	0.000
8	23	KERSHAW		2:16.802	2:16.802	0.000
9	626	HORNER		2:16.823	2:17.566	0.743
10	505	I'ANSON (R)		2:17.376	2:17.644	0.268
11	7	O'HARA		2:17.579	2:17.717	0.138
12	11	OSBORNE		2:17.644	2:17.644	0.000
13	1	NORTH		2:17.783	2:17.783	0.000
14	217	SIGGINS		2:18.047	2:18.345	0.298
15	261	SILVAIN		2:18.098	2:18.098	0.000
16	84	DELLOW		2:18.765	2:19.489	0.724
17	30	BUTLER (R)		2:19.054	2:19.077	0.023
18	76	CARTER		2:19.087	2:19.481	0.394
19	906	GUYOT (R)		2:20.186	2:20.186	0.000
20	82	WOLFF		2:21.560	2:21.560	0.000
21	25	JORDAN (R)		2:21.749	2:22.065	0.316
22	80	STACEY		2:22.181	2:22.231	0.050
23	42	ADORJAN		2:22.765	2:22.930	0.165
24	21	THOMPSON (R)		2:23.287	2:23.561	0.274
25	185	SMITH		2:23.903	2:23.903	0.000
26	56	HAMILTON		2:24.114	2:24.162	0.048
27	716	DAVIES (R)		2:25.155	2:25.155	0.000
28	77	DRAKE		2:25.398	2:25.398	0.000
29	155	ADAMS (R)		2:27.539	2:28.174	0.635
30	500	JORDAN (R)		2:30.882	2:31.365	0.483
31	909	SMITH (R)		2:35.283	2:35.335	0.052
32	881	VELLLA (R)		2:39.746	2:39.746	0.000
33	79	SILVAIN		2:52.149	2:52.149	0.000
34	16	MACRAE			2:13.282	
35	22	FINCH			2:22.176	

Weather / Track : Bright / Dry

Snetterton 300: 2.9689 miles
Date: 05/09/2026 Start: 09:32 Finish: 09:42

Results can be found at www.tsl-timing.com

Printed - 09:46 Saturday, 05 September 2026

BMCRC - MRO Championships - Rnd 8 @ Snetterton

Thunderbike 500

QUALIFYING - STATISTICS

Competitors Started	35
Planned Start	2026-09-05 @ 09:26:00.000
Actual Start	2026-09-05 @ 09:32:48.946
Finish Time	2026-09-05 @ 09:42:45.017
Track Length	2.9689mi.
Total Laps	155
Total Distance Covered	460.1812mi.

Session Fastest Lap History

NO	CL	NAME	LAP TIME	TIME OF DAY	LAP	VEHICLE
16	C2	**Luke MACRAE**	**2:16.278**	09:35:13.915	1	Honda CB500
16	C2	**Luke MACRAE**	**2:13.924**	09:37:27.839	2	Honda CB500
62	C3	**Max MACRAE**	**2:13.823**	09:37:28.768	2	Honda CB500
16	C2	**Luke MACRAE**	**2:13.490**	09:39:41.329	3	Honda CB500
62	C3	**Max MACRAE**	**2:12.804**	09:39:41.572	3	Honda CB500

Flag History

TYPE	TIME OF DAY
GREEN	09:32:48.946
FINISH	09:42:45.017

Flag Statistics

TYPE	COUNT	TOTAL LAPS	TOTAL TIME
Green	1	5	13:14.849
Red	0	0	0.000
Safety Car	0	0	0.000
FCY	0	0	0.000

BMCRC - MRO Championships - Rnd 8 @ Snetterton

Thunderbike 500

QUALIFYING - STATISTICS

CLASS : C1

13 Starters

Fastest Lap History

NO	NAME	LAP TIME	TIME OF DAY	LAP	VEHICLE
66	**Benjamin ROUND**	**2:23.153**	09:35:21.664	1	Honda CB500
24	**Josh LEANING**	**2:23.027**	09:35:23.159	1	Honda CB500
66	**Benjamin ROUND**	**2:17.035**	09:37:38.699	2	Honda CB500
24	**Josh LEANING**	**2:16.563**	09:37:39.722	2	Honda CB500
66	**Benjamin ROUND**	**2:15.447**	09:39:54.146	3	Honda CB500
24	**Josh LEANING**	**2:14.507**	09:39:54.229	3	Honda CB500

BMCRC - MRO Championships - Rnd 8 @ Snetterton

Thunderbike 500

QUALIFYING - STATISTICS

CLASS : C2

11 Starters

Fastest Lap History

NO	NAME	LAP TIME	TIME OF DAY	LAP	VEHICLE
16	**Luke MACRAE**	**2:16.278**	09:35:13.915	1	Honda CB500
16	**Luke MACRAE**	**2:13.924**	09:37:27.839	2	Honda CB500
16	**Luke MACRAE**	**2:13.490**	09:39:41.329	3	Honda CB500
332	**William LEANING**	**2:13.366**	09:39:54.164	3	Honda CB500
16	**Luke MACRAE**	**2:13.282**	09:44:08.330	5	Honda CB500

BMCRC - MRO Championships - Rnd 8 @ Snetterton

Thunderbike 500

QUALIFYING - STATISTICS

CLASS : C3

11 Starters

Fastest Lap History

NO	NAME	LAP TIME	TIME OF DAY	LAP	VEHICLE
62	**Max MACRAE**	**2:16.738**	09:35:14.945	1	Honda CB500
62	**Max MACRAE**	**2:13.823**	09:37:28.768	2	Honda CB500
62	**Max MACRAE**	**2:12.804**	09:39:41.572	3	Honda CB500

BMCRC - MRO Championships - Rnd 8 @ Snetterton

Thunderbike 500

RACE 3 - GRID (5 Laps)

ROW 12			2:52.149	35	79	Lee SILVAIN	2:39.746	34	881	Richard VELLLA (R)
ROW 11	2:35.335	33	909	Steven SMITH (R)	2:31.365	32	500	Lance JORDAN (R)	2:28.174	31	155	Paul ADAMS (R)
ROW 10	2:25.398	30	77	Wayne DRAKE	2:25.155	29	716	Stephen DAVIES (R)	2:24.162	28	56	John HAMILTON
ROW 9	2:23.903	27	185	Mitchell SMITH	2:23.561	26	21	Terry THOMPSON (R)	2:22.930	25	42	Gary ADORJAN
ROW 8	2:22.231	24	80	Rachel STACEY	2:22.176	23	22	Simon FINCH	2:22.065	22	25	Dylan JORDAN (R)
ROW 7	2:21.560	21	82	Jack WOLFF	2:20.186	20	906	Camille GUYOT (R)	2:19.489	19	84	Martyn DELLOW
ROW 6	2:19.481	18	76	Ian CARTER	2:19.077	17	30	Jordan BUTLER (R)	2:18.345	16	217	Martin SIGGINS
ROW 5	2:18.098	15	261	Liam SILVAIN	2:17.783	14	1	Daniel NORTH	2:17.717	13	7	Shaun O'HARA
ROW 4	2:17.644	12	11	Mark OSBORNE	2:17.644	11	505	Philip I'ANSON (R)	2:17.566	10	626	Jamie HORNER
ROW 3	2:16.802	9	23	Adrian KERSHAW	2:16.557	8	713	Tim PATTERSON (R)	2:16.445	7	75	Peter WOODALL
ROW 2	2:16.166	6	26	Colt DWYER	2:15.447	5	66	Benjamin ROUND	2:14.507	4	24	Josh LEANING
ROW 1	2:13.366	3	332	William LEANING	2:13.282	2	16	Luke MACRAE	2:12.804	1	62	Max MACRAE

Pole

These results are provisional until the conclusion of any judicial and technical matters.

Snetterton 300: 2.9689 miles

Clerk Of Course: Den Grant / Caroline Patterson	Timekeeper: Richard Evans	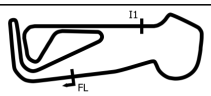

Results can be found at www.tsl-timing.com

Printed - 09:48 Saturday, 05 September 2026



BMCRC - MRO Championships - Rnd 8 @ Snetterton

Thunderbike 500

RACE 3 - CLASSIFICATION

Race Distance: 4 Laps / 11.87 miles

POS	NO	CL	PIC	NAME	ENTRY	LAPS	TIME	GAP	DIFF	MPH	BEST	ON	GRD	↑↓
1	332	C2	1	William LEANING	Honda CB500 -	4	8:52.185			80.33	2:11.515	3	3	2
2	16	C2	2	Luke MACRAE	Honda CB500 - Helmet City Northlands Fencing	4	8:54.456	2.271	2.271	79.99	2:11.993	4	2	0
3	24	C1	1	Josh LEANING	Honda CB500 - Shane brocklehurst transport	4	8:54.457	2.272	0.001	79.99	2:11.853	3	4	1
4	66	C1	2	Benjamin ROUND	Honda CB500 -	4	9:07.447	15.262	12.990	78.09	2:14.905	3	5	1
5	7	C2	3	Shaun O'HARA	Honda CB500 - Advanced Vehicle Alarms	4	9:08.749	16.564	1.302	77.90	2:15.271	4	13	8
6	23	C1	3	Adrian KERSHAW	Honda CB500 - ADK Racing	4	9:08.758	16.573	0.009	77.90	2:15.514	4	9	3
7	75	C2	4	Peter WOODALL	Honda CB500 - RevdCoin	4	9:09.156	16.971	0.398	77.85	2:15.785	2	7	0
8	11	C1	4	Mark OSBORNE	Honda CB500 - PAL driving school	4	9:14.975	22.790	5.819	77.03	2:16.308	4	12	4
9	1	C2	5	Daniel NORTH	Honda CB500 - ROAM Cafe Bistro	4	9:14.981	22.796	0.006	77.03	2:16.319	4	14	5
10	26	C3	1	Colt DWYER	Honda CB500 - Regal Aluminium	4	9:15.443	23.258	0.462	76.96	2:16.190	4	6	-4
11	713	C3	2	Tim PATTERSON (R)	Honda CB500 - York motorbikes	4	9:16.854	24.669	1.411	76.77	2:17.081	2	8	-3
12	505	C2	6	Philip I'ANSON (R)	Honda CB500 - HG Heat	4	9:18.306	26.121	1.452	76.57	2:17.290	2	11	-1
13	217	C2	7	Martin SIGGINS	Honda CB500 - Siggins Property Services	4	9:21.487	29.302	3.181	76.14	2:18.534	4	16	3
14	76	C3	3	Ian CARTER	Honda CB500 - ATO Racing + Moyes investments	4	9:25.457	33.272	3.970	75.60	2:18.705	3	18	4
15	84	C1	5	Martyn DELLOW	Honda CB500 - Kirdford Shotblasting	4	9:27.728	35.543	2.271	75.30	2:19.659	3	19	4
16	25	C1	6	Dylan JORDAN (R)	Honda CB500 -	4	9:33.400	41.215	5.672	74.55	2:20.594	2	22	6
17	22	C3	4	Simon FINCH	Honda CB500 -	4	9:36.836	44.651	3.436	74.11	2:21.782	4	23	6
18	716	C2	8	Stephen DAVIES (R)	Honda CB500 -	4	9:37.107	44.922	0.271	74.08	2:20.589	4	29	11
19	56	C2	9	John HAMILTON	Honda CB500 - Team Charlie Webster	4	9:37.900	45.715	0.793	73.97	2:21.455	4	28	9
20	80	C1	7	Rachel STACEY	Honda CB500 - ATO Racing	4	9:38.510	46.325	0.610	73.90	2:21.603	4	24	4
21	42	C3	5	Gary ADORJAN	Honda CB500 - Hippo Racing	4	9:39.116	46.931	0.606	73.82	2:21.716	4	25	4
22	77	C1	8	Wayne DRAKE	Honda CB500 - None	4	9:56.447	1:04.262	17.331	71.67	2:25.597	4	30	8
23	21	C3	6	Terry THOMPSON (R)	Honda CB500 - TTPlant	4	9:58.599	1:06.414	2.152	71.42	2:26.001	4	26	3
24	155	C1	9	Paul ADAMS (R)	Honda CB500 - Adams Motor Repairs Ltd	4	9:58.780	1:06.595	0.181	71.39	2:26.512	4	31	7
25	909	C2	10	Steven SMITH (R)	Honda CB500 -	4	10:20.513	1:28.328	21.733	68.89	2:31.702	2	33	8
26	881	C3	7	Richard VELLLA (R)	Honda CB500 - b15 bike n car mot center	4	10:50.523	1:58.338	30.010	65.71	2:38.703	2	34	8
NOT CLASSIFIED														
DNF	62	C3		Max MACRAE	Honda CB500 - MacRae Racing	2	4:30.503	2 Laps	2 Laps	79.02	2:12.396	2	1	
DNF	185	C1		Mitchell SMITH	Honda CB500 -	2	4:57.042	2 Laps	26.539	71.96	2:22.019	2	27	
DNF	500	C1		Lance JORDAN (R)	Honda CB500 -	2	5:03.532	2 Laps	6.490	70.42	2:26.594	2	32	
DNF	906	C1		Camille GUYOT (R)	Honda CB500 -	0							20	
NOT STARTED														
NS	626	C2		Jamie HORNER	Honda CB500 - TRENT TRACTORS AND MOWERS								10	
NS	261	C1		Liam SILVAIN	Honda CB500 - Scrapco redlodge								15	
NS	30	C3		Jordan BUTLER (R)	Honda CB500 - JB Racing with Double D Graphics								17	
NS	82	C3		Jack WOLFF	Honda CB500 -								21	
NS	79	C3		Lee SILVAIN	Honda CB500 - That'll do racing								35	

FASTEST LAP

332	C2	William LEANING	Honda CB500 -	3	2:11.515	81.26 mph	130.78 kph
24	C1	Josh LEANING	Honda CB500 - Shane brocklehurst transport	3	2:11.853	81.06 mph	130.45 kph
62	C3	Max MACRAE	Honda CB500 - MacRae Racing	2	2:12.396	80.72 mph	129.91 kph

Class C2 - 92.5% of Race Speed = 74.30 mph
Class C1 - 92.5% of Race Speed = 73.99 mph
Class C3 - 92.5% of Race Speed = 71.18 mph

Weather / Track : Bright / Dry
These results are provisional until the conclusion of any judicial and technical matters.

Date: 05/09/2026 Start: 12:48 Finish: 12:57
Snetterton 300: 2.9689 miles

Clerk Of Course: Den Grant / Caroline Patterson	Timekeeper: Richard Evans	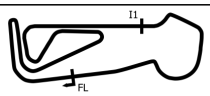

Results can be found at www.tsl-timing.com

Printed - 13:01 Saturday, 05 September 2026

BMCRC - MRO Championships - Rnd 8 @ Snetterton

Thunderbike 500

RACE 3 - LAP CHART

LAP 1 @ 12:51:07.516

NO	BEHIND	LAP TIME
332		2:17.177
16	0.002	2:17.179
24	0.916	2:18.093
62	0.930	2:18.107
66	3.695	2:20.872
23	4.096	2:21.273
75	4.122	2:21.299
7	4.423	2:21.600
26	5.780	2:22.957
11	6.219	2:23.396
1	6.389	2:23.566
713	6.814	2:23.991
505	6.960	2:24.137
217	8.324	2:25.501
84	9.977	2:27.154
76	10.685	2:27.862
25	12.058	2:29.235
22	12.945	2:30.122
716	13.261	2:30.438
56	13.990	2:31.167
80	14.234	2:31.411
42	14.614	2:31.791
185	17.846	2:35.023
21	18.354	2:35.531
155	18.391	2:35.568
77	18.663	2:35.840
500	19.761	2:36.938
909	22.364	2:39.541
881	30.944	2:48.121

LAP 2 @ 12:53:19.097

NO	BEHIND	LAP TIME
332		2:11.581
16	1.159	2:12.738
62	1.745	2:12.396
24	1.792	2:12.457
66	8.243	2:16.129
75	8.326	2:15.785
23	8.567	2:16.052
7	8.725	2:15.883
1	11.518	2:16.710
26	11.568	2:17.369
11	11.877	2:17.239
713	12.314	2:17.081
505	12.669	2:17.290
217	15.395	2:18.652
76	18.397	2:19.293
84	19.322	2:20.926
25	21.071	2:20.594
716	23.895	2:22.215
22	24.004	2:22.640
56	24.460	2:22.051
80	25.155	2:22.502
42	25.357	2:22.324
185	28.284	2:22.019
77	33.721	2:26.639
155	34.647	2:27.837
500	34.774	2:26.594
21	35.313	2:28.540
909	42.485	2:31.702
881	58.066	2:38.703

LAP 3 @ 12:55:30.612

NO	BEHIND	LAP TIME
332		2:11.515
24	2.130	2:11.853
16	2.190	2:12.546
66	11.633	2:14.905
75	12.683	2:15.872
23	12.971	2:15.919
7	13.205	2:15.995
1	18.389	2:18.386
11	18.394	2:18.032
713	18.974	2:18.175
26	18.980	2:18.927
505	19.604	2:18.450
217	22.680	2:18.800
76	25.587	2:18.705
84	27.466	2:19.659
25	30.868	2:21.312
22	34.781	2:22.292
56	36.172	2:23.227
716	36.245	2:23.865
80	36.634	2:22.994
42	37.127	2:23.285
77	50.577	2:28.371
155	51.995	2:28.863
21	52.325	2:28.527
909	1:05.843	2:34.873
881	1:26.100	2:39.549

LAP 4 @ 12:57:42.524

NO	BEHIND	LAP TIME
332		2:11.912
16	2.271	2:11.993
24	2.272	2:12.054
66	15.262	2:15.541
7	16.564	2:15.271
23	16.573	2:15.514
75	16.971	2:16.200
11	22.790	2:16.308
1	22.796	2:16.319
26	23.258	2:16.190
713	24.669	2:17.607
505	26.121	2:18.429
217	29.302	2:18.534
76	33.272	2:19.597
84	35.543	2:19.989
25	41.215	2:22.259
22	44.651	2:21.782
716	44.922	2:20.589
56	45.715	2:21.455
80	46.325	2:21.603
42	46.931	2:21.716
77	1:04.262	2:25.597
21	1:06.414	2:26.001
155	1:06.595	2:26.512
909	1:28.328	2:34.397
881	1:58.338	2:44.150

Weather / Track : Bright / Dry

Snetterton 300: 2.9689 miles
Date: 05/09/2026 Start: 12:48 Finish: 12:57

Results can be found at www.tsl-timing.com

Printed - 13:02 Saturday, 05 September 2026

BMCRC - MRO Championships - Rnd 8 @ Snetterton

Thunderbike 500

RACE 3 - POSITION CHART

No	Name	Lap Pos	1	2	3	4
62	MACRAE	1	332	332	332	332
16	MACRAE	2	16	16	24	16
332	LEANING	3	24	62	16	24
24	LEANING	4	62	24	66	66
66	ROUND	5	66	66	75	7
26	DWYER	6	23	75	23	23
75	WOODALL	7	75	23	7	75
713	PATTERSON (R)	8	7	7	1	11
23	KERSHAW	9	26	1	11	1
626	HORNER	10	11	26	713	26
505	I'ANSON (R)	11	1	11	26	713
11	OSBORNE	12	713	713	505	505
7	O'HARA	13	505	505	217	217
1	NORTH	14	217	217	76	76
261	SILVAIN	15	84	76	84	84
217	SIGGINS	16	76	84	25	25
30	BUTLER (R)	17	25	25	22	22
76	CARTER	18	22	716	56	716
84	DELLOW	19	716	22	716	56
906	GUYOT (R)	20	56	56	80	80
82	WOLFF	21	80	80	42	42
25	JORDAN (R)	22	42	42	77	77
22	FINCH	23	185	185	155	21
80	STACEY	24	21	77	21	155
42	ADORJAN	25	155	155	909	909
21	THOMPSON (R)	26	77	500	881	881
185	SMITH	27	500	21		
56	HAMILTON	28	909	909		
716	DAVIES (R)	29	881	881		
77	DRAKE	30				
155	ADAMS (R)	31				
500	JORDAN (R)	32				
909	SMITH (R)	33				
881	VELLLA (R)	34				
79	SILVAIN	35				

Weather / Track : Bright / Dry

Snetterton 300: 2.9689 miles
Date: 05/09/2026 Start: 12:48 Finish: 12:57

Results can be found at www.tsl-timing.com

Printed - 13:02 Saturday, 05 September 2026

BMCRC - MRO Championships - Rnd 8 @ Snetterton

Thunderbike 500

RACE 3 - SECTOR ANALYSIS

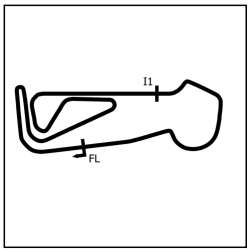

SECTOR 1 = FL to I1, SECTOR 2 = I1 to FL, DIFF = Difference To Personal Best Lap, P = Crossed Finish Line in Pit Lane, D = Time Disallowed

P1 332 C2 William LEANING — Honda CB500 -

IDEAL LAP TIME : 2:11.246 BEST LAP TIME : 2:11.515 DIFFERENCE : 0.269

LAP	SECTOR 1	SECTOR 2	LAP TIME		MPH	DIFF	TIME OF DAY
1 -		***43.507***	2:17.177		77.91	5.662	12:51:07.516
2 -	1:28.017	43.564	2:11.581	**(2)**	81.22	0.066	12:53:19.097
3 -	***1:27.739***	43.776	***2:11.515***	**(1)**	***81.26***		***12:55:30.612***
4 -	1:28.168	43.744	2:11.912	**(3)**	81.02	0.397	12:57:42.524

P2 16 C2 Luke MACRAE — Honda CB500 - Helmet City Northlands Fencing

IDEAL LAP TIME : 2:11.854 BEST LAP TIME : 2:11.993 DIFFERENCE : 0.139

LAP	SECTOR 1	SECTOR 2	LAP TIME		MPH	DIFF	TIME OF DAY
1 -		43.726	2:17.179		77.91	5.186	12:51:07.518
2 -	1:28.916	43.822	2:12.738	**(3)**	80.52	0.745	12:53:20.256
3 -	1:29.319	***43.227***	2:12.546	**(2)**	80.63	0.553	12:55:32.802
4 -	***1:28.627***	43.366	***2:11.993***	**(1)**	***80.97***		***12:57:44.795***

P3 24 C1 Josh LEANING — Honda CB500 - Shane brocklehurst transport

IDEAL LAP TIME : 2:11.839 BEST LAP TIME : 2:11.853 DIFFERENCE : 0.014

LAP	SECTOR 1	SECTOR 2	LAP TIME		MPH	DIFF	TIME OF DAY
1 -		43.636	2:18.093		77.39	6.240	12:51:08.432
2 -	1:28.858	43.599	2:12.457	**(3)**	80.69	0.604	12:53:20.889
3 -	***1:28.266***	43.587	***2:11.853***	**(1)**	***81.06***		***12:55:32.742***
4 -	1:28.481	***43.573***	2:12.054	**(2)**	80.93	0.201	12:57:44.796

P4 66 C1 Benjamin ROUND — Honda CB500 -

IDEAL LAP TIME : 2:14.905 BEST LAP TIME : 2:14.905 DIFFERENCE : 0.000

LAP	SECTOR 1	SECTOR 2	LAP TIME		MPH	DIFF	TIME OF DAY
1 -		45.127	2:20.872		75.87	5.967	12:51:11.211
2 -	1:30.287	45.842	2:16.129	**(3)**	78.51	1.224	12:53:27.340
3 -	***1:30.023***	***44.882***	***2:14.905***	**(1)**	***79.22***		***12:55:42.245***
4 -	1:30.289	45.252	2:15.541	**(2)**	78.85	0.636	12:57:57.786

P5 7 C2 Shaun O'HARA — Honda CB500 - Advanced Vehicle Alarms

IDEAL LAP TIME : 2:14.522 BEST LAP TIME : 2:15.271 DIFFERENCE : 0.749

LAP	SECTOR 1	SECTOR 2	LAP TIME		MPH	DIFF	TIME OF DAY
1 -		***44.453***	2:21.600		75.48	6.329	12:51:11.939
2 -	1:30.578	45.305	2:15.883	**(2)**	78.65	0.612	12:53:27.822
3 -	1:30.402	45.593	2:15.995	**(3)**	78.59	0.724	12:55:43.817
4 -	***1:30.069***	45.202	***2:15.271***	**(1)**	***79.01***		***12:57:59.088***

P6 23 C1 Adrian KERSHAW — Honda CB500 - ADK Racing

IDEAL LAP TIME : 2:15.405 BEST LAP TIME : 2:15.514 DIFFERENCE : 0.109

LAP	SECTOR 1	SECTOR 2	LAP TIME		MPH	DIFF	TIME OF DAY
1 -		45.277	2:21.273		75.65	5.759	12:51:11.612
2 -	***1:30.260***	45.792	2:16.052	**(3)**	78.55	0.538	12:53:27.664
3 -	1:30.559	45.360	2:15.919	**(2)**	78.63	0.405	12:55:43.583
4 -	1:30.369	***45.145***	***2:15.514***	**(1)**	***78.87***		***12:57:59.097***

P7 75 C2 Peter WOODALL — Honda CB500 - RevdCoin

IDEAL LAP TIME : 2:15.171 BEST LAP TIME : 2:15.785 DIFFERENCE : 0.614

LAP	SECTOR 1	SECTOR 2	LAP TIME		MPH	DIFF	TIME OF DAY
1 -		***44.997***	2:21.299		75.64	5.514	12:51:11.638
2 -	***1:30.174***	45.611	***2:15.785***	**(1)**	***78.71***		***12:53:27.423***
3 -	1:30.410	45.462	2:15.872	**(2)**	78.66	0.087	12:55:43.295
4 -	1:30.618	45.582	2:16.200	**(3)**	78.47	0.415	12:57:59.495

Weather / Track : Bright / Dry

Snetterton 300: 2.9689 miles
Date: 05/09/2026 Start: 12:48 Finish: 12:57

BMCRC - MRO Championships - Rnd 8 @ Snetterton

Thunderbike 500

RACE 3 - SECTOR ANALYSIS

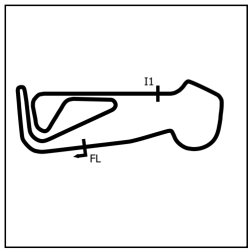

SECTOR 1 = FL to I1, SECTOR 2 = I1 to FL, DIFF = Difference To Personal Best Lap, P = Crossed Finish Line in Pit Lane, D = Time Disallowed

P8 11 C1 Mark OSBORNE — Honda CB500 - PAL driving school

IDEAL LAP TIME : 2:16.308 BEST LAP TIME : 2:16.308 DIFFERENCE : 0.000

LAP	SECTOR 1	SECTOR 2	LAP TIME		MPH	DIFF	TIME OF DAY
1 -		45.398	2:23.396		74.53	7.088	12:51:13.735
2 -	1:31.657	45.582	2:17.239	(2)	77.87	0.931	12:53:30.974
3 -	1:31.969	46.063	2:18.032	(3)	77.43	1.724	12:55:49.006
4 -	***1:30.944***	***45.364***	***2:16.308***	**(1)**	***78.41***		***12:58:05.314***

P9 1 C2 Daniel NORTH — Honda CB500 - ROAM Cafe Bistro

IDEAL LAP TIME : 2:16.319 BEST LAP TIME : 2:16.319 DIFFERENCE : 0.000

LAP	SECTOR 1	SECTOR 2	LAP TIME		MPH	DIFF	TIME OF DAY
1 -		45.351	2:23.566		74.44	7.247	12:51:13.905
2 -	1:31.191	45.519	2:16.710	(2)	78.18	0.391	12:53:30.615
3 -	1:32.004	46.382	2:18.386	(3)	77.23	2.067	12:55:49.001
4 -	***1:31.145***	***45.174***	***2:16.319***	**(1)**	***78.40***		***12:58:05.320***

P10 26 C3 Colt DWYER — Honda CB500 - Regal Aluminium

IDEAL LAP TIME : 2:16.190 BEST LAP TIME : 2:16.190 DIFFERENCE : 0.000

LAP	SECTOR 1	SECTOR 2	LAP TIME		MPH	DIFF	TIME OF DAY
1 -		45.535	2:22.957		74.76	6.767	12:51:13.296
2 -	1:31.595	45.774	2:17.369	(2)	77.80	1.179	12:53:30.665
3 -	1:32.469	46.458	2:18.927	(3)	76.93	2.737	12:55:49.592
4 -	***1:31.398***	***44.792***	***2:16.190***	**(1)**	***78.47***		***12:58:05.782***

P11 713 C3 Tim PATTERSON (R) — Honda CB500 - York motorbikes

IDEAL LAP TIME : 2:16.724 BEST LAP TIME : 2:17.081 DIFFERENCE : 0.357

LAP	SECTOR 1	SECTOR 2	LAP TIME		MPH	DIFF	TIME OF DAY
1 -		45.253	2:23.991		74.22	6.910	12:51:14.330
2 -	***1:31.474***	45.607	***2:17.081***	**(1)**	***77.96***		***12:53:31.411***
3 -	1:31.991	46.184	2:18.175	(3)	77.35	1.094	12:55:49.586
4 -	1:32.357	***45.250***	2:17.607	(2)	77.67	0.526	12:58:07.193

P12 505 C2 Philip I'ANSON (R) — Honda CB500 - HG Heat

IDEAL LAP TIME : 2:16.588 BEST LAP TIME : 2:17.290 DIFFERENCE : 0.702

LAP	SECTOR 1	SECTOR 2	LAP TIME		MPH	DIFF	TIME OF DAY
1 -		***45.297***	2:24.137		74.15	6.847	12:51:14.476
2 -	***1:31.291***	45.999	***2:17.290***	**(1)**	***77.85***		***12:53:31.766***
3 -	1:31.780	46.670	2:18.450	(3)	77.19	1.160	12:55:50.216
4 -	1:31.953	46.476	2:18.429	(2)	77.20	1.139	12:58:08.645

P13 217 C2 Martin SIGGINS — Honda CB500 - Siggins Property Services

IDEAL LAP TIME : 2:17.310 BEST LAP TIME : 2:18.534 DIFFERENCE : 1.224

LAP	SECTOR 1	SECTOR 2	LAP TIME		MPH	DIFF	TIME OF DAY
1 -		***45.792***	2:25.501		73.45	6.967	12:51:15.840
2 -	***1:31.518***	47.134	2:18.652	(2)	77.08	0.118	12:53:34.492
3 -	1:32.345	46.455	2:18.800	(3)	77.00	0.266	12:55:53.292
4 -	1:32.394	46.140	***2:18.534***	**(1)**	***77.15***		***12:58:11.826***

P14 76 C3 Ian CARTER — Honda CB500 - ATO Racing + Moyes investments

IDEAL LAP TIME : 2:18.618 BEST LAP TIME : 2:18.705 DIFFERENCE : 0.087

LAP	SECTOR 1	SECTOR 2	LAP TIME		MPH	DIFF	TIME OF DAY
1 -		***46.408***	2:27.862		72.28	9.157	12:51:18.201
2 -	1:32.416	46.877	2:19.293	(2)	76.73	0.588	12:53:37.494
3 -	***1:32.210***	46.495	***2:18.705***	**(1)**	***77.05***		***12:55:56.199***
4 -	1:32.848	46.749	2:19.597	(3)	76.56	0.892	12:58:15.796

BMCRC - MRO Championships - Rnd 8 @ Snetterton

Thunderbike 500

RACE 3 - SECTOR ANALYSIS

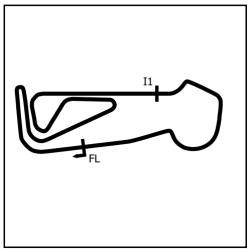

SECTOR 1 = FL to I1, SECTOR 2 = I1 to FL, DIFF = Difference To Personal Best Lap, P = Crossed Finish Line in Pit Lane, D = Time Disallowed

P15 84 C1 Martyn DELLOW — Honda CB500 - Kirdford Shotblasting

IDEAL LAP TIME : 2:18.883 BEST LAP TIME : 2:19.659 DIFFERENCE : 0.776

LAP	SECTOR 1	SECTOR 2	LAP TIME		MPH	DIFF	TIME OF DAY
1 -		***46.107***	2:27.154		72.63	7.495	12:51:17.493
2 -	***1:32.776***	48.150	2:20.926	**(3)**	75.84	1.267	12:53:38.419
3 -	1:33.107	46.552	***2:19.659***	**(1)**	***76.52***		***12:55:58.078***
4 -	1:33.240	46.749	2:19.989	**(2)**	76.34	0.330	12:58:18.067

P16 25 C1 Dylan JORDAN (R) — Honda CB500 -

IDEAL LAP TIME : 2:19.902 BEST LAP TIME : 2:20.594 DIFFERENCE : 0.692

LAP	SECTOR 1	SECTOR 2	LAP TIME		MPH	DIFF	TIME OF DAY
1 -		***47.028***	2:29.235		71.61	8.641	12:51:19.574
2 -	***1:32.874***	47.720	***2:20.594***	**(1)**	***76.02***		***12:53:40.168***
3 -	1:33.378	47.934	2:21.312	**(2)**	75.63	0.718	12:56:01.480
4 -	1:34.230	48.029	2:22.259	**(3)**	75.13	1.665	12:58:23.739

P17 22 C3 Simon FINCH — Honda CB500 -

IDEAL LAP TIME : 2:21.782 BEST LAP TIME : 2:21.782 DIFFERENCE : 0.000

LAP	SECTOR 1	SECTOR 2	LAP TIME		MPH	DIFF	TIME OF DAY
1 -		47.661	2:30.122		71.19	8.340	12:51:20.461
2 -	1:34.925	47.715	2:22.640	**(3)**	74.93	0.858	12:53:43.101
3 -	1:34.649	47.643	2:22.292	**(2)**	75.11	0.510	12:56:05.393
4 -	***1:34.264***	***47.518***	***2:21.782***	**(1)**	***75.38***		***12:58:27.175***

P18 716 C2 Stephen DAVIES (R) — Honda CB500 -

IDEAL LAP TIME : 2:20.589 BEST LAP TIME : 2:20.589 DIFFERENCE : 0.000

LAP	SECTOR 1	SECTOR 2	LAP TIME		MPH	DIFF	TIME OF DAY
1 -		47.535	2:30.438		71.04	9.849	12:51:20.777
2 -	1:34.232	47.983	2:22.215	**(2)**	75.15	1.626	12:53:42.992
3 -	1:34.792	49.073	2:23.865	**(3)**	74.29	3.276	12:56:06.857
4 -	***1:33.187***	***47.402***	***2:20.589***	**(1)**	***76.02***		***12:58:27.446***

P19 56 C2 John HAMILTON — Honda CB500 - Team Charlie Webster

IDEAL LAP TIME : 2:21.186 BEST LAP TIME : 2:21.455 DIFFERENCE : 0.269

LAP	SECTOR 1	SECTOR 2	LAP TIME		MPH	DIFF	TIME OF DAY
1 -		48.251	2:31.167		70.70	9.712	12:51:21.506
2 -	1:34.551	***47.500***	2:22.051	**(2)**	75.24	0.596	12:53:43.557
3 -	1:34.451	48.776	2:23.227	**(3)**	74.62	1.772	12:56:06.784
4 -	***1:33.686***	47.769	***2:21.455***	**(1)**	***75.55***		***12:58:28.239***

P20 80 C1 Rachel STACEY — Honda CB500 - ATO Racing

IDEAL LAP TIME : 2:21.532 BEST LAP TIME : 2:21.603 DIFFERENCE : 0.071

LAP	SECTOR 1	SECTOR 2	LAP TIME		MPH	DIFF	TIME OF DAY
1 -		47.765	2:31.411		70.58	9.808	12:51:21.750
2 -	1:34.725	47.777	2:22.502	**(2)**	75.00	0.899	12:53:44.252
3 -	***1:34.422***	48.572	2:22.994	**(3)**	74.74	1.391	12:56:07.246
4 -	1:34.493	***47.110***	***2:21.603***	**(1)**	***75.47***		***12:58:28.849***

P21 42 C3 Gary ADORJAN — Honda CB500 - Hippo Racing

IDEAL LAP TIME : 2:21.716 BEST LAP TIME : 2:21.716 DIFFERENCE : 0.000

LAP	SECTOR 1	SECTOR 2	LAP TIME		MPH	DIFF	TIME OF DAY
1 -		47.682	2:31.791		70.41	10.075	12:51:22.130
2 -	1:34.588	47.736	2:22.324	**(2)**	75.09	0.608	12:53:44.454
3 -	1:34.478	48.807	2:23.285	**(3)**	74.59	1.569	12:56:07.739
4 -	***1:34.183***	***47.533***	***2:21.716***	**(1)**	***75.41***		***12:58:29.455***

BMCRC - MRO Championships - Rnd 8 @ Snetterton

Thunderbike 500

RACE 3 - SECTOR ANALYSIS

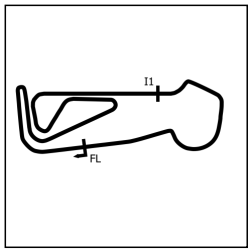

SECTOR 1 = FL to I1, SECTOR 2 = I1 to FL, DIFF = Difference To Personal Best Lap, P = Crossed Finish Line in Pit Lane, D = Time Disallowed

P22 77 C1 Wayne DRAKE — Honda CB500 - None

IDEAL LAP TIME : 2:25.597 BEST LAP TIME : 2:25.597 DIFFERENCE : 0.000

LAP	SECTOR 1	SECTOR 2	LAP TIME		MPH	DIFF	TIME OF DAY
1 -		49.170	2:35.840		68.58	10.243	12:51:26.179
2 -	1:37.861	48.778	2:26.639	(2)	72.88	1.042	12:53:52.818
3 -	1:38.020	50.351	2:28.371	(3)	72.03	2.774	12:56:21.189
4 -	***1:37.814***	***47.783***	***2:25.597***	***(1)***	***73.40***		***12:58:46.786***

P23 21 C3 Terry THOMPSON (R) — Honda CB500 - TTPlant

IDEAL LAP TIME : 2:26.001 BEST LAP TIME : 2:26.001 DIFFERENCE : 0.000

LAP	SECTOR 1	SECTOR 2	LAP TIME		MPH	DIFF	TIME OF DAY
1 -		49.405	2:35.531		68.71	9.530	12:51:25.870
2 -	1:38.676	49.864	2:28.540	(3)	71.95	2.539	12:53:54.410
3 -	1:38.371	50.156	2:28.527	(2)	71.96	2.526	12:56:22.937
4 -	***1:37.318***	***48.683***	***2:26.001***	***(1)***	***73.20***		***12:58:48.938***

P24 155 C1 Paul ADAMS (R) — Honda CB500 - Adams Motor Repairs Ltd

IDEAL LAP TIME : 2:26.512 BEST LAP TIME : 2:26.512 DIFFERENCE : 0.000

LAP	SECTOR 1	SECTOR 2	LAP TIME		MPH	DIFF	TIME OF DAY
1 -		50.123	2:35.568		68.70	9.056	12:51:25.907
2 -	1:38.296	49.541	2:27.837	(2)	72.29	1.325	12:53:53.744
3 -	1:38.824	50.039	2:28.863	(3)	71.79	2.351	12:56:22.607
4 -	***1:37.377***	***49.135***	***2:26.512***	***(1)***	***72.95***		***12:58:49.119***

P25 909 C2 Steven SMITH (R) — Honda CB500 -

IDEAL LAP TIME : 2:31.122 BEST LAP TIME : 2:31.702 DIFFERENCE : 0.580

LAP	SECTOR 1	SECTOR 2	LAP TIME		MPH	DIFF	TIME OF DAY
1 -		***50.588***	2:39.541		66.99	7.839	12:51:29.880
2 -	***1:40.534***	51.168	***2:31.702***	***(1)***	***70.45***		***12:54:01.582***
3 -	1:41.789	53.084	2:34.873	(3)	69.01	3.171	12:56:36.455
4 -	1:41.980	52.417	2:34.397	(2)	69.22	2.695	12:59:10.852

P26 881 C3 Richard VELLLA (R) — Honda CB500 - b15 bike n car mot center

IDEAL LAP TIME : 2:38.703 BEST LAP TIME : 2:38.703 DIFFERENCE : 0.000

LAP	SECTOR 1	SECTOR 2	LAP TIME		MPH	DIFF	TIME OF DAY
1 -		53.374	2:48.121		63.57	9.418	12:51:38.460
2 -	***1:45.546***	***53.157***	***2:38.703***	***(1)***	***67.34***		***12:54:17.163***
3 -	1:45.597	53.952	2:39.549	(2)	66.98	0.846	12:56:56.712
4 -	1:48.928	55.222	2:44.150	(3)	65.11	5.447	12:59:40.862

P27 62 C3 Max MACRAE — Honda CB500 - MacRae Racing

IDEAL LAP TIME : 2:12.075 BEST LAP TIME : 2:12.396 DIFFERENCE : 0.321

LAP	SECTOR 1	SECTOR 2	LAP TIME		MPH	DIFF	TIME OF DAY
1 -		43.885	2:18.107		77.38	5.711	12:51:08.446
2 -	1:28.801	***43.595***	***2:12.396***	***(1)***	***80.72***		***12:53:20.842***
3 -	***1:28.480***						

P28 185 C1 Mitchell SMITH — Honda CB500 -

IDEAL LAP TIME : 2:21.277 BEST LAP TIME : 2:22.019 DIFFERENCE : 0.742

LAP	SECTOR 1	SECTOR 2	LAP TIME		MPH	DIFF	TIME OF DAY
1 -		49.326	2:35.023		68.94	13.004	12:51:25.362
2 -	1:34.222	***47.797***	***2:22.019***	***(1)***	***75.25***		***12:53:47.381***
3 -	***1:33.480***						

BMCRC - MRO Championships - Rnd 8 @ Snetterton

Thunderbike 500

RACE 3 - SECTOR ANALYSIS

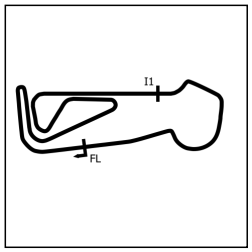

SECTOR 1 = FL to I1, SECTOR 2 = I1 to FL, DIFF = Difference To Personal Best Lap, P = Crossed Finish Line in Pit Lane, D = Time Disallowed

P29 **500** **C1** **Lance JORDAN (R)** Honda CB500 -

IDEAL LAP TIME : 2:26.332 BEST LAP TIME : 2:26.594 DIFFERENCE : 0.262

LAP	SECTOR 1	SECTOR 2	LAP TIME	MPH	DIFF	TIME OF DAY
1 -		***49.149***	2:36.938	68.10	10.344	12:51:27.277
2 -	***1:37.183***	49.411	***2:26.594*** **(1)**	***72.90***		***12:53:53.871***

Weather / Track : Bright / Dry

Snetterton 300: 2.9689 miles
Date: 05/09/2026 Start: 12:48 Finish: 12:57

BMCRC - MRO Championships - Rnd 8 @ Snetterton

Thunderbike 500

RACE 3 - BEST SECTORS

	SECTOR 1		SECTOR 2	
POS	NO	TIME	NO	TIME
1	332	1:27.739	16	43.227
2	24	1:28.266	332	43.507
3	62	1:28.480	24	43.573
4	16	1:28.627	62	43.595
5	66	1:30.023	7	44.453
6	7	1:30.069	26	44.792
7	75	1:30.174	66	44.882
8	23	1:30.260	75	44.997
9	11	1:30.944	23	45.145
10	1	1:31.145	1	45.174
11	505	1:31.291	713	45.250
12	26	1:31.398	505	45.297
13	713	1:31.474	11	45.364
14	217	1:31.518	217	45.792
15	76	1:32.210	84	46.107
16	84	1:32.776	76	46.408
17	25	1:32.874	25	47.028
18	716	1:33.187	80	47.110
19	185	1:33.480	716	47.402
20	56	1:33.686	56	47.500
21	42	1:34.183	22	47.518
22	22	1:34.264	42	47.533
23	80	1:34.422	77	47.783
24	500	1:37.183	185	47.797
25	21	1:37.318	21	48.683
26	155	1:37.377	155	49.135
27	77	1:37.814	500	49.149
28	909	1:40.534	909	50.588
29	881	1:45.546	881	53.157
30				

IDEAL / BEST COMPARISON

POS	NO	NAME	IDEAL	BEST	DIFF
		PERFECT LAP	**2:10.966**		
1	332	LEANING	2:11.246	2:11.515	**0.269**
2	24	LEANING	2:11.839	2:11.853	**0.014**
3	16	MACRAE	2:11.854	2:11.993	**0.139**
4	62	MACRAE	2:12.075	2:12.396	**0.321**
5	7	O'HARA	2:14.522	2:15.271	**0.749**
6	66	ROUND	2:14.905	2:14.905	**0.000**
7	75	WOODALL	2:15.171	2:15.785	**0.614**
8	23	KERSHAW	2:15.405	2:15.514	**0.109**
9	26	DWYER	2:16.190	2:16.190	**0.000**
10	11	OSBORNE	2:16.308	2:16.308	**0.000**
11	1	NORTH	2:16.319	2:16.319	**0.000**
12	505	I'ANSON (R)	2:16.588	2:17.290	**0.702**
13	713	PATTERSON (R)	2:16.724	2:17.081	**0.357**
14	217	SIGGINS	2:17.310	2:18.534	**1.224**
15	76	CARTER	2:18.618	2:18.705	**0.087**
16	84	DELLOW	2:18.883	2:19.659	**0.776**
17	25	JORDAN (R)	2:19.902	2:20.594	**0.692**
18	716	DAVIES (R)	2:20.589	2:20.589	**0.000**
19	56	HAMILTON	2:21.186	2:21.455	**0.269**
20	185	SMITH	2:21.277	2:22.019	**0.742**
21	80	STACEY	2:21.532	2:21.603	**0.071**
22	42	ADORJAN	2:21.716	2:21.716	**0.000**
23	22	FINCH	2:21.782	2:21.782	**0.000**
24	77	DRAKE	2:25.597	2:25.597	**0.000**
25	21	THOMPSON (R)	2:26.001	2:26.001	**0.000**
26	500	JORDAN (R)	2:26.332	2:26.594	**0.262**
27	155	ADAMS (R)	2:26.512	2:26.512	**0.000**
28	909	SMITH (R)	2:31.122	2:31.702	**0.580**
29	881	VELLLA (R)	2:38.703	2:38.703	**0.000**

Weather / Track : Bright / Dry

Snetterton 300: 2.9689 miles
Date: 05/09/2026 Start: 12:48 Finish: 12:57

Results can be found at www.tsl-timing.com

Printed - 13:02 Saturday, 05 September 2026

BMCRC - MRO Championships - Rnd 8 @ Snetterton

Thunderbike 500

RACE 3 - STATISTICS

Competitors Started	30
Planned Start	2026-09-05 @ 11:56:00.000
Actual Start	2026-09-05 @ 12:48:50.338
Finish Time	2026-09-05 @ 12:57:42.523
Track Length	2.9689mi.
Total Laps	110
Total Distance Covered	326.5802mi.

Session Fastest Lap History

NO	CL	NAME	LAP TIME	TIME OF DAY	LAP	VEHICLE
332	C2	**William LEANING**	**2:11.581**	12:53:19.097	2	Honda CB500
332	C2	**William LEANING**	**2:11.515**	12:55:30.612	3	Honda CB500

Session Leader History

NO	CL	NAME	FROM LAP	LAPS LED	DISTANCE	VEHICLE
332	C2	**William LEANING**	1	4	11.87 miles	Honda CB500

Flag History

TYPE	TIME OF DAY
GREEN	12:48:50.338
FINISH	12:57:42.523

Flag Statistics

TYPE	COUNT	TOTAL LAPS	TOTAL TIME
Green	1	4	11:27.303
Red	0	0	0.000
Safety Car	0	0	0.000
FCY	0	0	0.000

Weather / Track : Bright / Dry

Snetterton 300: 2.9689 miles
Date: 05/09/2026 Start: 12:48 Finish: 12:57

BMCRC - MRO Championships - Rnd 8 @ Snetterton

Thunderbike 500

RACE 3 - STATISTICS

CLASS : C1

12 Starters

Fastest Lap History

NO	NAME	LAP TIME	TIME OF DAY	LAP	VEHICLE
24	**Josh LEANING**	**2:12.457**	12:53:20.889	2	Honda CB500
24	**Josh LEANING**	**2:11.853**	12:55:32.742	3	Honda CB500

Leader History

NO	NAME	FROM LAP	LAPS LED	DISTANCE	VEHICLE
24	**Josh LEANING**	1	4	11.87 miles	Honda CB500

BMCRC - MRO Championships - Rnd 8 @ Snetterton

Thunderbike 500

RACE 3 - STATISTICS

CLASS : C2

10 Starters

Fastest Lap History

NO	NAME	LAP TIME	TIME OF DAY	LAP	VEHICLE
332	**William LEANING**	**2:11.581**	12:53:19.097	2	Honda CB500
332	**William LEANING**	**2:11.515**	12:55:30.612	3	Honda CB500

Leader History

NO	NAME	FROM LAP	LAPS LED	DISTANCE	VEHICLE
332	**William LEANING**	1	4	11.87 miles	Honda CB500

BMCRC - MRO Championships - Rnd 8 @ Snetterton

Thunderbike 500

RACE 3 - STATISTICS

CLASS : C3

8 Starters

Fastest Lap History

NO	NAME	LAP TIME	TIME OF DAY	LAP	VEHICLE
62	**Max MACRAE**	**2:12.396**	12:53:20.842	2	Honda CB500

Leader History

NO	NAME	FROM LAP	LAPS LED	DISTANCE	VEHICLE
62	**Max MACRAE**	1	2	5.93 miles	Honda CB500
713	**Tim PATTERSON (R)**	3	1	2.96 miles	Honda CB500
26	**Colt DWYER**	4	1	2.96 miles	Honda CB500

BMCRC - MRO Championships - Rnd 8 @ Snetterton

Thunderbike 500

RACE 12 - GRID (5 Laps)



These results are provisional until the conclusion of any judicial and technical matters.

Snetterton 300: 2.9689 miles

Clerk Of Course: Den Grant / Caroline Patterson	Timekeeper: Richard Evans	

Results can be found at www.tsl-timing.com

Printed - 13:04 Saturday, 05 September 2026

BMCRC - MRO Championships - Rnd 8 @ Snetterton

Thunderbike 500

RACE 12 - CLASSIFICATION

Race Distance: 5 Laps / 14.84 miles

POS	NO	CL	PIC	NAME	ENTRY	LAPS	TIME	GAP	DIFF	MPH	BEST	ON	GRD	↑↓
1	24	C1	1	Josh LEANING	Honda CB500 - Shane brocklehurst transport	5	11:01.989			80.72	2:11.050	5	2	1
2	332	C2	1	William LEANING	Honda CB500 -	5	11:02.392	0.403	0.403	80.67	2:10.952	2	1	-1
3	16	C2	2	Luke MACRAE	Honda CB500 - Helmet City Northlands Fencing	5	11:15.036	13.047	12.644	79.16	2:14.134	5	3	0
4	62	C3	1	Max MACRAE	Honda CB500 - MacRae Racing	5	11:16.269	14.280	1.233	79.02	2:13.679	5	4	0
5	23	C1	2	Adrian KERSHAW	Honda CB500 - ADK Racing	5	11:16.729	14.740	0.460	78.96	2:13.572	5	7	2
6	75	C2	3	Peter WOODALL	Honda CB500 - RevdCoin	5	11:21.772	19.783	5.043	78.38	2:14.692	2	8	2
7	66	C1	3	Benjamin ROUND	Honda CB500 -	5	11:22.011	20.022	0.239	78.35	2:15.350	2	5	-2
8	7	C2	4	Shaun O'HARA	Honda CB500 - Advanced Vehicle Alarms	5	11:22.150	20.161	0.139	78.34	2:15.165	2	6	-2
9	11	C1	4	Mark OSBORNE	Honda CB500 - PAL driving school	5	11:30.095	28.106	7.945	77.43	2:16.663	4	10	1
10	26	C3	2	Colt DWYER	Honda CB500 - Regal Aluminium	5	11:30.287	28.298	0.192	77.41	2:16.331	4	9	-1
11	505	C2	5	Philip I'ANSON (R)	Honda CB500 - HG Heat	5	11:34.020	32.031	3.733	77.00	2:17.265	3	13	2
12	713	C3	3	Tim PATTERSON (R)	Honda CB500 - York motorbikes	5	11:36.557	34.568	2.537	76.72	2:17.448	3	12	0
13	1	C2	6	Daniel NORTH	Honda CB500 - ROAM Cafe Bistro	5	11:40.899	38.910	4.342	76.24	2:18.499	3	11	-2
14	76	C3	4	Ian CARTER	Honda CB500 - ATO Racing + Moyes investments	5	11:45.003	43.014	4.104	75.80	2:17.648	5	15	1
15	84	C1	5	Martyn DELLOW	Honda CB500 - Kirdford Shotblasting	5	11:45.055	43.066	0.052	75.79	2:18.023	5	16	1
16	42	C3	5	Gary ADORJAN	Honda CB500 - Hippo Racing	5	11:48.172	46.183	3.117	75.46	2:19.334	2	21	5
17	906	C1	6	Camille GUYOT (R)	Honda CB500 -	5	11:48.500	46.511	0.328	75.42	2:18.508	3	26	9
18	30	C3	6	Jordan BUTLER (R)	Honda CB500 - JB Racing with Double D Graphics	5	11:48.537	46.548	0.037	75.42	2:18.011	5	33	15
19	185	C1	7	Mitchell SMITH	Honda CB500 -	5	11:50.662	48.673	2.125	75.19	2:19.458	5	23	4
20	25	C1	8	Dylan JORDAN (R)	Honda CB500 -	5	11:51.125	49.136	0.463	75.14	2:19.163	5	18	-2
21	22	C3	7	Simon FINCH	Honda CB500 -	5	11:52.195	50.206	1.070	75.03	2:20.290	5	22	1
22	82	C3	8	Jack WOLFF	Honda CB500 -	5	11:53.371	51.382	1.176	74.91	2:19.995	5	34	12
23	716	C2	7	Stephen DAVIES (R)	Honda CB500 -	5	11:55.157	53.168	1.786	74.72	2:20.671	5	17	-6
24	56	C2	8	John HAMILTON	Honda CB500 - Team Charlie Webster	5	11:55.246	53.257	0.089	74.71	2:20.293	5	19	-5
25	80	C1	9	Rachel STACEY	Honda CB500 - ATO Racing	5	12:00.339	58.350	5.093	74.18	2:21.647	3	20	-5
26	77	C1	10	Wayne DRAKE	Honda CB500 - None	5	12:12.314	1:10.325	11.975	72.97	2:23.514	4	24	-2
27	21	C3	9	Terry THOMPSON (R)	Honda CB500 - TTPlant	5	12:15.392	1:13.403	3.078	72.66	2:23.263	4	25	-2
28	155	C1	11	Paul ADAMS (R)	Honda CB500 - Adams Motor Repairs Ltd	5	12:28.520	1:26.531	13.128	71.39	2:27.953	4	27	-1
29	500	C1	12	Lance JORDAN (R)	Honda CB500 -	5	12:28.988	1:26.999	0.468	71.35	2:27.948	3	28	-1
30	909	C2	9	Steven SMITH (R)	Honda CB500 -	5	12:52.372	1:50.383	23.384	69.18	2:32.571	3	29	-1
					NOT CLASSIFIED									
DNF	217	C2		Martin SIGGINS	Honda CB500 - Siggins Property Services	3	6:58.513	2 Laps	2 Laps	76.61	2:16.968	2	14	
					NOT STARTED									
NS	881	C3		Richard VELLLA (R)	Honda CB500 - b15 bike n car mot center								30	
NS	626	C2		Jamie HORNER	Honda CB500 - TRENT TRACTORS AND MOWERS								31	
NS	261	C1		Liam SILVAIN	Honda CB500 - Scrapco redlodge								32	
NS	79	C3		Lee SILVAIN	Honda CB500 - That'll do racing								35	
					FASTEST LAP									
	332	C2		William LEANING	Honda CB500 -	2	2:10.952			81.61 mph		131.35 kph		
	24	C1		Josh LEANING	Honda CB500 - Shane brocklehurst transport	5	2:11.050			81.55 mph		131.25 kph		
	62	C3		Max MACRAE	Honda CB500 - MacRae Racing	5	2:13.679			79.95 mph		128.67 kph		

Class C1 - 92.5% of Race Speed = 74.66 mph
Class C2 - 92.5% of Race Speed = 74.61 mph
Class C3 - 92.5% of Race Speed = 73.09 mph

Weather / Track : Bright / Dry
These results are provisional until the conclusion of any judicial and technical matters.

Date: 05/09/2026 Start: 16:41 Finish: 16:52
Snetterton 300: 2.9689 miles

Clerk Of Course: Den Grant / Caroline Patterson	Timekeeper: Richard Evans	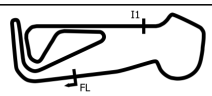

Results can be found at www.tsl-timing.com

Printed - 16:56 Saturday, 05 September 2026

BMCRC - MRO Championships - Rnd 8 @ Snetterton

Thunderbike 500

RACE 12 - LAP CHART

LAP 1 @ 16:43:58.620

NO	BEHIND	LAP TIME
24		2:16.277
332	0.598	2:16.875
16	0.978	2:17.255
23	3.529	2:19.806
62	3.644	2:19.921
66	3.844	2:20.121
7	4.543	2:20.820
75	5.270	2:21.547
11	6.433	2:22.710
26	6.905	2:23.182
505	7.392	2:23.669
217	7.810	2:24.087
1	8.228	2:24.505
713	9.239	2:25.516
84	9.813	2:26.090
76	10.469	2:26.746
42	11.203	2:27.480
22	12.516	2:28.793
716	12.806	2:29.083
25	13.052	2:29.329
906	13.336	2:29.613
185	13.991	2:30.268
56	14.104	2:30.381
82	15.065	2:31.342
30	15.126	2:31.403
80	15.726	2:32.003
77	16.927	2:33.204
155	17.806	2:34.083
500	18.283	2:34.560
21	18.704	2:34.981
909	22.160	2:38.437

LAP 2 @ 16:46:10.170

NO	BEHIND	LAP TIME
332		2:10.952
24	0 Laps	2:11.550
16	4.260	2:14.832
62	6.509	2:14.415
23	7.279	2:15.300
66	7.644	2:15.350
7	8.158	2:15.165
75	8.412	2:14.692
11	11.810	2:16.927
26	12.164	2:16.809
217	13.228	2:16.968
505	13.273	2:17.431
1	15.736	2:19.058
713	15.806	2:18.117
84	18.046	2:19.783
76	18.370	2:19.451
42	18.987	2:19.334
22	21.324	2:20.358
716	22.769	2:21.513
25	22.791	2:21.289
906	23.063	2:21.277
185	23.186	2:20.745
30	23.613	2:20.037
82	24.451	2:20.936
56	25.199	2:22.645
80	25.888	2:21.712
77	29.786	2:24.409
155	34.384	2:28.128
500	34.950	2:28.217
21	34.987	2:27.833
909	44.046	2:33.436

LAP 3 @ 16:48:21.367

NO	BEHIND	LAP TIME
332		2:11.197
24	0.025	2:11.222
16	7.714	2:14.651
62	9.276	2:13.964
23	10.204	2:14.122
66	11.947	2:15.500
75	12.313	2:15.098
7	12.605	2:15.644
11	17.537	2:16.924
26	17.898	2:16.931
505	19.341	2:17.265
217	19.489	2:17.458
713	22.057	2:17.448
1	23.038	2:18.499
84	27.206	2:20.357
42	28.024	2:20.234
76	28.344	2:21.171
906	30.374	2:18.508
22	30.852	2:20.725
25	31.835	2:20.241
30	32.015	2:19.599
185	32.386	2:20.397
716	33.898	2:22.326
82	33.982	2:20.728
56	34.503	2:20.501
80	36.338	2:21.647
77	43.584	2:24.995
21	49.710	2:25.920
155	51.472	2:28.285
500	51.701	2:27.948
909	1:05.420	2:32.571

LAP 4 @ 16:50:33.282

NO	BEHIND	LAP TIME
24		2:11.890
332	0.085	2:12.000
16	9.963	2:14.164
62	11.651	2:14.290
23	12.218	2:13.929
66	15.558	2:15.526
75	15.680	2:15.282
7	15.925	2:15.235
11	22.285	2:16.663
26	22.314	2:16.331
505	25.448	2:18.022
713	27.990	2:17.848
1	30.687	2:19.564
84	36.093	2:20.802
76	36.416	2:19.987
42	37.239	2:21.130
906	37.858	2:19.399
30	39.587	2:19.487
185	40.265	2:19.794
22	40.966	2:22.029
25	41.023	2:21.103
82	42.437	2:20.370
716	43.547	2:21.564
56	44.014	2:21.426
80	46.682	2:22.259
77	55.183	2:23.514
21	1:01.058	2:23.263
155	1:07.510	2:27.953
500	1:08.698	2:28.912
909	1:27.531	2:34.026

LAP 5 @ 16:52:44.332

NO	BEHIND	LAP TIME
24		2:11.050
332	0.403	2:11.368
16	13.047	2:14.134
62	14.280	2:13.679
23	14.740	2:13.572
75	19.783	2:15.153
66	20.022	2:15.514
7	20.161	2:15.286
11	28.106	2:16.871
26	28.298	2:17.034
505	32.031	2:17.633
713	34.568	2:17.628
1	38.910	2:19.273
76	43.014	2:17.648
84	43.066	2:18.023
42	46.183	2:19.994
906	46.511	2:19.703
30	46.548	2:18.011
185	48.673	2:19.458
25	49.136	2:19.163
22	50.206	2:20.290
82	51.382	2:19.995
716	53.168	2:20.671
56	53.257	2:20.293
80	58.350	2:22.718
77	1:10.325	2:26.192
21	1:13.403	2:23.395
155	1:26.531	2:30.071
500	1:26.999	2:29.351
909	1:50.383	2:33.902

Weather / Track : Bright / Dry

Snetterton 300: 2.9689 miles
Date: 05/09/2026 Start: 16:41 Finish: 16:52

Results can be found at www.tsl-timing.com

Printed - 16:56 Saturday, 05 September 2026

BMCRC - MRO Championships - Rnd 8 @ Snetterton

Thunderbike 500

RACE 12 - POSITION CHART

No	Name	Lap Pos	1	2	3	4	5
332	LEANING	1	24	332	332	24	24
24	LEANING	2	332	24	24	332	332
16	MACRAE	3	16	16	16	16	16
62	MACRAE	4	23	62	62	62	62
66	ROUND	5	62	23	23	23	23
7	O'HARA	6	66	66	66	66	75
23	KERSHAW	7	7	7	75	75	66
75	WOODALL	8	75	75	7	7	7
26	DWYER	9	11	11	11	11	11
11	OSBORNE	10	26	26	26	26	26
1	NORTH	11	505	217	505	505	505
713	PATTERSON (R)	12	217	505	217	713	713
505	I'ANSON (R)	13	1	1	713	1	1
217	SIGGINS	14	713	713	1	84	76
76	CARTER	15	84	84	84	76	84
84	DELLOW	16	76	76	42	42	42
716	DAVIES (R)	17	42	42	76	906	906
25	JORDAN (R)	18	22	22	906	30	30
56	HAMILTON	19	716	716	22	185	185
80	STACEY	20	25	25	25	22	25
42	ADORJAN	21	906	906	30	25	22
22	FINCH	22	185	185	185	82	82
185	SMITH	23	56	30	716	716	716
77	DRAKE	24	82	82	82	56	56
21	THOMPSON (R)	25	30	56	56	80	80
906	GUYOT (R)	26	80	80	80	77	77
155	ADAMS (R)	27	77	77	77	21	21
500	JORDAN (R)	28	155	155	21	155	155
909	SMITH (R)	29	500	500	155	500	500
881	VELLLA (R)	30	21	21	500	909	909
626	HORNER	31	909	909	909		
261	SILVAIN	32					
30	BUTLER (R)	33					
82	WOLFF	34					
79	SILVAIN	35					

Weather / Track : Bright / Dry

Snetterton 300: 2.9689 miles
Date: 05/09/2026 Start: 16:41 Finish: 16:52

Results can be found at www.tsl-timing.com

Printed - 16:56 Saturday, 05 September 2026

BMCRC - MRO Championships - Rnd 8 @ Snetterton

Thunderbike 500

RACE 12 - SECTOR ANALYSIS

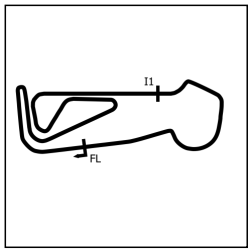

SECTOR 1 = FL to I1, SECTOR 2 = I1 to FL, DIFF = Difference To Personal Best Lap, P = Crossed Finish Line in Pit Lane, D = Time Disallowed

P1 24 C1 Josh LEANING

Honda CB500 - Shane brocklehurst transport

IDEAL LAP TIME : 2:10.978 BEST LAP TIME : 2:11.050 DIFFERENCE : 0.072

LAP	SECTOR 1	SECTOR 2	LAP TIME		MPH	DIFF	TIME OF DAY
1 -		43.168	2:16.277		78.42	5.227	16:43:58.620
2 -	1:28.089	43.461	2:11.550	(3)	81.24	0.500	16:46:10.170
3 -	***1:27.912***	43.310	2:11.222	(2)	81.45	0.172	16:48:21.392
4 -	1:28.623	43.267	2:11.890		81.03	0.840	16:50:33.282
5 -	1:27.984	***43.066***	***2:11.050***	(1)	***81.55***		***16:52:44.332***

P2 332 C2 William LEANING

Honda CB500 -

IDEAL LAP TIME : 2:10.654 BEST LAP TIME : 2:10.952 DIFFERENCE : 0.298

LAP	SECTOR 1	SECTOR 2	LAP TIME		MPH	DIFF	TIME OF DAY
1 -		43.283	2:16.875		78.08	5.923	16:43:59.218
2 -	***1:27.609***	43.343	***2:10.952***	(1)	***81.61***		***16:46:10.170***
3 -	1:27.954	43.243	2:11.197	(2)	81.46	0.245	16:48:21.367
4 -	1:28.693	43.307	2:12.000		80.97	1.048	16:50:33.367
5 -	1:28.323	***43.045***	2:11.368	(3)	81.35	0.416	16:52:44.735

P3 16 C2 Luke MACRAE

Honda CB500 - Helmet City Northlands Fencing

IDEAL LAP TIME : 2:13.398 BEST LAP TIME : 2:14.134 DIFFERENCE : 0.736

LAP	SECTOR 1	SECTOR 2	LAP TIME		MPH	DIFF	TIME OF DAY
1 -		***43.742***	2:17.255		77.87	3.121	16:43:59.598
2 -	1:30.483	44.349	2:14.832		79.26	0.698	16:46:14.430
3 -	1:29.972	44.679	2:14.651	(3)	79.37	0.517	16:48:29.081
4 -	***1:29.656***	44.508	2:14.164	(2)	79.66	0.030	16:50:43.245
5 -	1:29.954	44.180	***2:14.134***	(1)	***79.68***		***16:52:57.379***

P4 62 C3 Max MACRAE

Honda CB500 - MacRae Racing

IDEAL LAP TIME : 2:13.659 BEST LAP TIME : 2:13.679 DIFFERENCE : 0.020

LAP	SECTOR 1	SECTOR 2	LAP TIME		MPH	DIFF	TIME OF DAY
1 -		44.365	2:19.921		76.38	6.242	16:44:02.264
2 -	1:29.674	44.741	2:14.415		79.51	0.736	16:46:16.679
3 -	***1:29.470***	44.494	2:13.964	(2)	79.78	0.285	16:48:30.643
4 -	1:29.687	44.603	2:14.290	(3)	79.58	0.611	16:50:44.933
5 -	1:29.490	***44.189***	***2:13.679***	(1)	***79.95***		***16:52:58.612***

P5 23 C1 Adrian KERSHAW

Honda CB500 - ADK Racing

IDEAL LAP TIME : 2:13.511 BEST LAP TIME : 2:13.572 DIFFERENCE : 0.061

LAP	SECTOR 1	SECTOR 2	LAP TIME		MPH	DIFF	TIME OF DAY
1 -		45.037	2:19.806		76.44	6.234	16:44:02.149
2 -	1:30.592	44.708	2:15.300		78.99	1.728	16:46:17.449
3 -	1:29.498	***44.624***	2:14.122	(3)	79.68	0.550	16:48:31.571
4 -	1:29.275	44.654	2:13.929	(2)	79.80	0.357	16:50:45.500
5 -	***1:28.887***	44.685	***2:13.572***	(1)	***80.01***		***16:52:59.072***

P6 75 C2 Peter WOODALL

Honda CB500 - RevdCoin

IDEAL LAP TIME : 2:14.658 BEST LAP TIME : 2:14.692 DIFFERENCE : 0.034

LAP	SECTOR 1	SECTOR 2	LAP TIME		MPH	DIFF	TIME OF DAY
1 -		44.968	2:21.547		75.50	6.855	16:44:03.890
2 -	***1:29.919***	44.773	***2:14.692***	(1)	***79.35***		***16:46:18.582***
3 -	1:30.359	***44.739***	2:15.098	(2)	79.11	0.406	16:48:33.680
4 -	1:30.106	45.176	2:15.282		79.00	0.590	16:50:48.962
5 -	1:30.342	44.811	2:15.153	(3)	79.08	0.461	16:53:04.115

BMCRC - MRO Championships - Rnd 8 @ Snetterton

Thunderbike 500

RACE 12 - SECTOR ANALYSIS

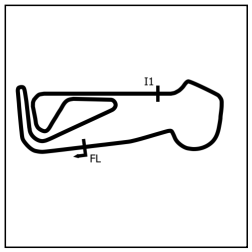

SECTOR 1 = FL to I1, SECTOR 2 = I1 to FL, DIFF = Difference To Personal Best Lap, P = Crossed Finish Line in Pit Lane, D = Time Disallowed

P7 66 C1 Benjamin ROUND — Honda CB500 -

IDEAL LAP TIME : 2:14.965 BEST LAP TIME : 2:15.350 DIFFERENCE : 0.385

LAP	SECTOR 1	SECTOR 2	LAP TIME	MPH	DIFF	TIME OF DAY
1 -		***44.396***	2:20.121	76.27	4.771	16:44:02.464
2 -	1:30.788	44.562	***2:15.350*** **(1)**	***78.96***		***16:46:17.814***
3 -	1:30.655	44.845	2:15.500 **(2)**	78.87	0.150	16:48:33.314
4 -	***1:30.569***	44.957	2:15.526	78.86	0.176	16:50:48.840
5 -	1:31.090	44.424	2:15.514 **(3)**	78.87	0.164	16:53:04.354

P8 7 C2 Shaun O'HARA — Honda CB500 - Advanced Vehicle Alarms

IDEAL LAP TIME : 2:14.662 BEST LAP TIME : 2:15.165 DIFFERENCE : 0.503

LAP	SECTOR 1	SECTOR 2	LAP TIME	MPH	DIFF	TIME OF DAY
1 -		***44.283***	2:20.820	75.89	5.655	16:44:03.163
2 -	1:30.540	44.625	***2:15.165*** **(1)**	***79.07***		***16:46:18.328***
3 -	1:30.609	45.035	2:15.644	78.79	0.479	16:48:33.972
4 -	***1:30.379***	44.856	2:15.235 **(2)**	79.03	0.070	16:50:49.207
5 -	1:30.806	44.480	2:15.286 **(3)**	79.00	0.121	16:53:04.493

P9 11 C1 Mark OSBORNE — Honda CB500 - PAL driving school

IDEAL LAP TIME : 2:16.494 BEST LAP TIME : 2:16.663 DIFFERENCE : 0.169

LAP	SECTOR 1	SECTOR 2	LAP TIME	MPH	DIFF	TIME OF DAY
1 -		***45.084***	2:22.710	74.89	6.047	16:44:05.053
2 -	1:31.588	45.339	2:16.927	78.05	0.264	16:46:21.980
3 -	1:31.610	45.314	2:16.924 **(3)**	78.05	0.261	16:48:38.904
4 -	***1:31.410***	45.253	***2:16.663*** **(1)**	***78.20***		***16:50:55.567***
5 -	1:31.611	45.260	2:16.871 **(2)**	78.08	0.208	16:53:12.438

P10 26 C3 Colt DWYER — Honda CB500 - Regal Aluminium

IDEAL LAP TIME : 2:16.107 BEST LAP TIME : 2:16.331 DIFFERENCE : 0.224

LAP	SECTOR 1	SECTOR 2	LAP TIME	MPH	DIFF	TIME OF DAY
1 -		45.435	2:23.182	74.64	6.851	16:44:05.525
2 -	***1:31.373***	45.436	2:16.809 **(2)**	78.12	0.478	16:46:22.334
3 -	1:31.591	45.340	2:16.931 **(3)**	78.05	0.600	16:48:39.265
4 -	1:31.597	***44.734***	***2:16.331*** **(1)**	***78.39***		***16:50:55.596***
5 -	1:31.634	45.400	2:17.034	77.99	0.703	16:53:12.630

P11 505 C2 Philip I'ANSON (R) — Honda CB500 - HG Heat

IDEAL LAP TIME : 2:16.960 BEST LAP TIME : 2:17.265 DIFFERENCE : 0.305

LAP	SECTOR 1	SECTOR 2	LAP TIME	MPH	DIFF	TIME OF DAY
1 -		***45.785***	2:23.669	74.39	6.404	16:44:06.012
2 -	1:31.342	46.089	2:17.431 **(2)**	77.77	0.166	16:46:23.443
3 -	***1:31.175***	46.090	***2:17.265*** **(1)**	***77.86***		***16:48:40.708***
4 -	1:32.117	45.905	2:18.022	77.43	0.757	16:50:58.730
5 -	1:31.301	46.332	2:17.633 **(3)**	77.65	0.368	16:53:16.363

P12 713 C3 Tim PATTERSON (R) — Honda CB500 - York motorbikes

IDEAL LAP TIME : 2:17.213 BEST LAP TIME : 2:17.448 DIFFERENCE : 0.235

LAP	SECTOR 1	SECTOR 2	LAP TIME	MPH	DIFF	TIME OF DAY
1 -		45.411	2:25.516	73.44	8.068	16:44:07.859
2 -	***1:31.927***	46.190	2:18.117	77.38	0.669	16:46:25.976
3 -	1:32.087	45.361	***2:17.448*** **(1)**	***77.76***		***16:48:43.424***
4 -	1:32.562	***45.286***	2:17.848 **(3)**	77.53	0.400	16:51:01.272
5 -	1:32.242	45.386	2:17.628 **(2)**	77.65	0.180	16:53:18.900

BMCRC - MRO Championships - Rnd 8 @ Snetterton

Thunderbike 500

RACE 12 - SECTOR ANALYSIS

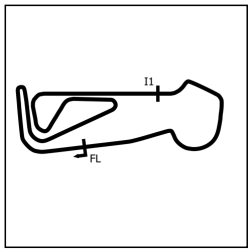

SECTOR 1 = FL to I1, SECTOR 2 = I1 to FL, DIFF = Difference To Personal Best Lap, P = Crossed Finish Line in Pit Lane, D = Time Disallowed

P13 1 C2 Daniel NORTH — Honda CB500 - ROAM Cafe Bistro

IDEAL LAP TIME : 2:18.485 BEST LAP TIME : 2:18.499 DIFFERENCE : 0.014

LAP	SECTOR 1	SECTOR 2	LAP TIME		MPH	DIFF	TIME OF DAY
1 -		***45.796***	2:24.505		73.96	6.006	16:44:06.848
2 -	1:32.765	46.293	2:19.058	**(2)**	76.86	0.559	16:46:25.906
3 -	***1:32.689***	45.810	***2:18.499***	**(1)**	***77.17***		***16:48:44.405***
4 -	1:33.475	46.089	2:19.564		76.58	1.065	16:51:03.969
5 -	1:32.904	46.369	2:19.273	**(3)**	76.74	0.774	16:53:23.242

P14 76 C3 Ian CARTER — Honda CB500 - ATO Racing + Moyes investments

IDEAL LAP TIME : 2:17.648 BEST LAP TIME : 2:17.648 DIFFERENCE : 0.000

LAP	SECTOR 1	SECTOR 2	LAP TIME		MPH	DIFF	TIME OF DAY
1 -		46.071	2:26.746		72.83	9.098	16:44:09.089
2 -	1:32.351	47.100	2:19.451	**(2)**	76.64	1.803	16:46:28.540
3 -	1:34.367	46.804	2:21.171		75.71	3.523	16:48:49.711
4 -	1:33.313	46.674	2:19.987	**(3)**	76.35	2.339	16:51:09.698
5 -	***1:32.130***	***45.518***	***2:17.648***	**(1)**	***77.64***		***16:53:27.346***

P15 84 C1 Martyn DELLOW — Honda CB500 - Kirdford Shotblasting

IDEAL LAP TIME : 2:18.023 BEST LAP TIME : 2:18.023 DIFFERENCE : 0.000

LAP	SECTOR 1	SECTOR 2	LAP TIME		MPH	DIFF	TIME OF DAY
1 -		45.790	2:26.090		73.16	8.067	16:44:08.433
2 -	1:32.874	46.909	2:19.783	**(2)**	76.46	1.760	16:46:28.216
3 -	1:33.810	46.547	2:20.357	**(3)**	76.14	2.334	16:48:48.573
4 -	1:34.185	46.617	2:20.802		75.90	2.779	16:51:09.375
5 -	***1:32.486***	***45.537***	***2:18.023***	**(1)**	***77.43***		***16:53:27.398***

P16 42 C3 Gary ADORJAN — Honda CB500 - Hippo Racing

IDEAL LAP TIME : 2:19.334 BEST LAP TIME : 2:19.334 DIFFERENCE : 0.000

LAP	SECTOR 1	SECTOR 2	LAP TIME		MPH	DIFF	TIME OF DAY
1 -		46.654	2:27.480		72.47	8.146	16:44:09.823
2 -	***1:32.899***	***46.435***	***2:19.334***	**(1)**	***76.70***		***16:46:29.157***
3 -	1:33.575	46.659	2:20.234	**(3)**	76.21	0.900	16:48:49.391
4 -	1:34.373	46.757	2:21.130		75.73	1.796	16:51:10.521
5 -	1:33.198	46.796	2:19.994	**(2)**	76.34	0.660	16:53:30.515

P17 906 C1 Camille GUYOT (R) — Honda CB500 -

IDEAL LAP TIME : 2:18.508 BEST LAP TIME : 2:18.508 DIFFERENCE : 0.000

LAP	SECTOR 1	SECTOR 2	LAP TIME		MPH	DIFF	TIME OF DAY
1 -		47.027	2:29.613		71.43	11.105	16:44:11.956
2 -	1:33.264	48.013	2:21.277		75.65	2.769	16:46:33.233
3 -	***1:31.898***	***46.610***	***2:18.508***	**(1)**	***77.16***		***16:48:51.741***
4 -	1:32.092	47.307	2:19.399	**(2)**	76.67	0.891	16:51:11.140
5 -	1:32.649	47.054	2:19.703	**(3)**	76.50	1.195	16:53:30.843

P18 30 C3 Jordan BUTLER (R) — Honda CB500 - JB Racing with Double D Graphics

IDEAL LAP TIME : 2:18.011 BEST LAP TIME : 2:18.011 DIFFERENCE : 0.000

LAP	SECTOR 1	SECTOR 2	LAP TIME		MPH	DIFF	TIME OF DAY
1 -		47.330	2:31.403		70.59	13.392	16:44:13.746
2 -	1:32.666	47.371	2:20.037		76.32	2.026	16:46:33.783
3 -	1:32.662	46.937	2:19.599	**(3)**	76.56	1.588	16:48:53.382
4 -	1:32.965	46.522	2:19.487	**(2)**	76.62	1.476	16:51:12.869
5 -	***1:31.876***	***46.135***	***2:18.011***	**(1)**	***77.44***		***16:53:30.880***

BMCRC - MRO Championships - Rnd 8 @ Snetterton

Thunderbike 500

RACE 12 - SECTOR ANALYSIS

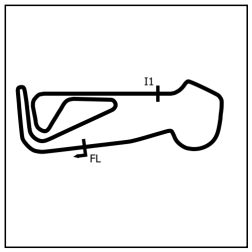

SECTOR 1 = FL to I1, SECTOR 2 = I1 to FL, DIFF = Difference To Personal Best Lap, P = Crossed Finish Line in Pit Lane, D = Time Disallowed

P19 185 C1 Mitchell SMITH — Honda CB500 -

IDEAL LAP TIME : 2:19.323 BEST LAP TIME : 2:19.458 DIFFERENCE : 0.135

LAP	SECTOR 1	SECTOR 2	LAP TIME	MPH	DIFF	TIME OF DAY
1 -		47.321	2:30.268	71.12	10.810	16:44:12.611
2 -	1:33.393	47.352	2:20.745	75.93	1.287	16:46:33.356
3 -	1:32.959	47.438	2:20.397 (3)	76.12	0.939	16:48:53.753
4 -	1:33.109	***46.685***	2:19.794 (2)	76.45	0.336	16:51:13.547
5 -	***1:32.638***	46.820	***2:19.458*** (1)	***76.64***		***16:53:33.005***

P20 25 C1 Dylan JORDAN (R) — Honda CB500 -

IDEAL LAP TIME : 2:19.163 BEST LAP TIME : 2:19.163 DIFFERENCE : 0.000

LAP	SECTOR 1	SECTOR 2	LAP TIME	MPH	DIFF	TIME OF DAY
1 -		47.411	2:29.329	71.57	10.166	16:44:11.672
2 -	1:33.549	47.740	2:21.289	75.64	2.126	16:46:32.961
3 -	1:33.317	46.924	2:20.241 (2)	76.21	1.078	16:48:53.202
4 -	1:33.570	47.533	2:21.103 (3)	75.74	1.940	16:51:14.305
5 -	***1:32.359***	***46.804***	***2:19.163*** (1)	***76.80***		***16:53:33.468***

P21 22 C3 Simon FINCH — Honda CB500 -

IDEAL LAP TIME : 2:20.236 BEST LAP TIME : 2:20.290 DIFFERENCE : 0.054

LAP	SECTOR 1	SECTOR 2	LAP TIME	MPH	DIFF	TIME OF DAY
1 -		46.919	2:28.793	71.83	8.503	16:44:11.136
2 -	1:33.548	***46.810***	2:20.358 (2)	76.14	0.068	16:46:31.494
3 -	1:33.710	47.015	2:20.725 (3)	75.95	0.435	16:48:52.219
4 -	1:34.973	47.056	2:22.029	75.25	1.739	16:51:14.248
5 -	***1:33.426***	46.864	***2:20.290*** (1)	***76.18***		***16:53:34.538***

P22 82 C3 Jack WOLFF — Honda CB500 -

IDEAL LAP TIME : 2:19.873 BEST LAP TIME : 2:19.995 DIFFERENCE : 0.122

LAP	SECTOR 1	SECTOR 2	LAP TIME	MPH	DIFF	TIME OF DAY
1 -		47.680	2:31.342	70.62	11.347	16:44:13.685
2 -	1:33.758	47.178	2:20.936	75.83	0.941	16:46:34.621
3 -	***1:33.164***	47.564	2:20.728 (3)	75.94	0.733	16:48:55.349
4 -	1:33.323	47.047	2:20.370 (2)	76.14	0.375	16:51:15.719
5 -	1:33.286	***46.709***	***2:19.995*** (1)	***76.34***		***16:53:35.714***

P23 716 C2 Stephen DAVIES (R) — Honda CB500 -

IDEAL LAP TIME : 2:20.671 BEST LAP TIME : 2:20.671 DIFFERENCE : 0.000

LAP	SECTOR 1	SECTOR 2	LAP TIME	MPH	DIFF	TIME OF DAY
1 -		47.653	2:29.083	71.69	8.412	16:44:11.426
2 -	1:33.759	47.754	2:21.513 (2)	75.52	0.842	16:46:32.939
3 -	1:34.582	47.744	2:22.326	75.09	1.655	16:48:55.265
4 -	1:34.290	47.274	2:21.564 (3)	75.49	0.893	16:51:16.829
5 -	***1:33.443***	***47.228***	***2:20.671*** (1)	***75.97***		***16:53:37.500***

P24 56 C2 John HAMILTON — Honda CB500 - Team Charlie Webster

IDEAL LAP TIME : 2:20.050 BEST LAP TIME : 2:20.293 DIFFERENCE : 0.243

LAP	SECTOR 1	SECTOR 2	LAP TIME	MPH	DIFF	TIME OF DAY
1 -		47.691	2:30.381	71.07	10.088	16:44:12.724
2 -	1:35.009	47.636	2:22.645	74.92	2.352	16:46:35.369
3 -	***1:32.992***	47.509	2:20.501 (2)	76.07	0.208	16:48:55.870
4 -	1:33.856	47.570	2:21.426 (3)	75.57	1.133	16:51:17.296
5 -	1:33.235	***47.058***	***2:20.293*** (1)	***76.18***		***16:53:37.589***

BMCRC - MRO Championships - Rnd 8 @ Snetterton

Thunderbike 500

RACE 12 - SECTOR ANALYSIS

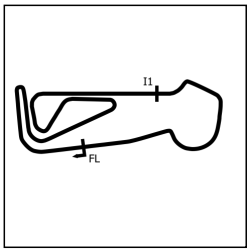

SECTOR 1 = FL to I1, SECTOR 2 = I1 to FL, DIFF = Difference To Personal Best Lap, P = Crossed Finish Line in Pit Lane, D = Time Disallowed

P25 80 C1 Rachel STACEY — Honda CB500 - ATO Racing

IDEAL LAP TIME : 2:21.504 BEST LAP TIME : 2:21.647 DIFFERENCE : 0.143

LAP	SECTOR 1	SECTOR 2	LAP TIME		MPH	DIFF	TIME OF DAY
1 -		47.681	2:32.003		70.31	10.356	16:44:14.346
2 -	***1:34.397***	47.315	2:21.712	**(2)**	75.42	0.065	16:46:36.058
3 -	1:34.540	***47.107***	***2:21.647***	**(1)**	***75.45***		***16:48:57.705***
4 -	1:34.569	47.690	2:22.259	**(3)**	75.13	0.612	16:51:19.964
5 -	1:35.031	47.687	2:22.718		74.88	1.071	16:53:42.682

P26 77 C1 Wayne DRAKE — Honda CB500 - None

IDEAL LAP TIME : 2:23.514 BEST LAP TIME : 2:23.514 DIFFERENCE : 0.000

LAP	SECTOR 1	SECTOR 2	LAP TIME		MPH	DIFF	TIME OF DAY
1 -		48.135	2:33.204		69.76	9.690	16:44:15.547
2 -	1:36.212	48.197	2:24.409	**(2)**	74.01	0.895	16:46:39.956
3 -	1:36.674	48.321	2:24.995	**(3)**	73.71	1.481	16:49:04.951
4 -	***1:36.077***	***47.437***	***2:23.514***	**(1)**	***74.47***		***16:51:28.465***
5 -	1:36.552	49.640	2:26.192		73.10	2.678	16:53:54.657

P27 21 C3 Terry THOMPSON (R) — Honda CB500 - TTPlant

IDEAL LAP TIME : 2:23.178 BEST LAP TIME : 2:23.263 DIFFERENCE : 0.085

LAP	SECTOR 1	SECTOR 2	LAP TIME		MPH	DIFF	TIME OF DAY
1 -		48.808	2:34.981		68.96	11.718	16:44:17.324
2 -	1:37.627	50.206	2:27.833		72.29	4.570	16:46:45.157
3 -	1:37.998	47.922	2:25.920	**(3)**	73.24	2.657	16:49:11.077
4 -	***1:35.361***	47.902	***2:23.263***	**(1)**	***74.60***		***16:51:34.340***
5 -	1:35.578	***47.817***	2:23.395	**(2)**	74.53	0.132	16:53:57.735

P28 155 C1 Paul ADAMS (R) — Honda CB500 - Adams Motor Repairs Ltd

IDEAL LAP TIME : 2:27.054 BEST LAP TIME : 2:27.953 DIFFERENCE : 0.899

LAP	SECTOR 1	SECTOR 2	LAP TIME		MPH	DIFF	TIME OF DAY
1 -		***49.071***	2:34.083		69.36	6.130	16:44:16.426
2 -	1:38.085	50.043	2:28.128	**(2)**	72.15	0.175	16:46:44.554
3 -	1:38.694	49.591	2:28.285	**(3)**	72.07	0.332	16:49:12.839
4 -	***1:37.983***	49.970	***2:27.953***	**(1)**	***72.23***		***16:51:40.792***
5 -	1:39.530	50.541	2:30.071		71.22	2.118	16:54:10.863

P29 500 C1 Lance JORDAN (R) — Honda CB500 -

IDEAL LAP TIME : 2:26.663 BEST LAP TIME : 2:27.948 DIFFERENCE : 1.285

LAP	SECTOR 1	SECTOR 2	LAP TIME		MPH	DIFF	TIME OF DAY
1 -		***48.856***	2:34.560		69.15	6.612	16:44:16.903
2 -	***1:37.807***	50.410	2:28.217	**(2)**	72.11	0.269	16:46:45.120
3 -	1:38.574	49.374	***2:27.948***	**(1)**	***72.24***		***16:49:13.068***
4 -	1:37.901	51.011	2:28.912	**(3)**	71.77	0.964	16:51:41.980
5 -	1:38.484	50.867	2:29.351		71.56	1.403	16:54:11.331

P30 909 C2 Steven SMITH (R) — Honda CB500 -

IDEAL LAP TIME : 2:32.108 BEST LAP TIME : 2:32.571 DIFFERENCE : 0.463

LAP	SECTOR 1	SECTOR 2	LAP TIME		MPH	DIFF	TIME OF DAY
1 -		***50.916***	2:38.437		67.45	5.866	16:44:20.780
2 -	1:42.000	51.436	2:33.436	**(2)**	69.65	0.865	16:46:54.216
3 -	***1:41.192***	51.379	***2:32.571***	**(1)**	***70.05***		***16:49:26.787***
4 -	1:41.844	52.182	2:34.026		69.39	1.455	16:52:00.813
5 -	1:42.649	51.253	2:33.902	**(3)**	69.44	1.331	16:54:34.715

BMCRC - MRO Championships - Rnd 8 @ Snetterton

Thunderbike 500

RACE 12 - SECTOR ANALYSIS

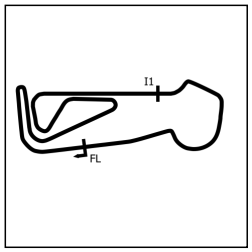

SECTOR 1 = FL to I1, SECTOR 2 = I1 to FL, DIFF = Difference To Personal Best Lap, P = Crossed Finish Line in Pit Lane, D = Time Disallowed

P31 **217** **C2** **Martin SIGGINS** Honda CB500 - Siggins Property Services

IDEAL LAP TIME : 2:16.923 BEST LAP TIME : 2:16.968 DIFFERENCE : 0.045

LAP	SECTOR 1	SECTOR 2	LAP TIME	MPH	DIFF	TIME OF DAY
1 -		***45.565***	2:24.087	74.17	7.119	16:44:06.430
2 -	***1:31.358***	45.610	***2:16.968*** **(1)**	***78.03***		***16:46:23.398***
3 -	1:31.579	45.879	2:17.458 **(2)**	77.75	0.490	16:48:40.856

Weather / Track : Bright / Dry

Snetterton 300: 2.9689 miles
Date: 05/09/2026 Start: 16:41 Finish: 16:52

BMCRC - MRO Championships - Rnd 8 @ Snetterton

Thunderbike 500

RACE 12 - BEST SECTORS

	SECTOR 1		SECTOR 2	
POS	NO	TIME	NO	TIME
1	332	**1:27.609**	332	**43.045**
2	**24**	**1:27.912**	**24**	**43.066**
3	**23**	**1:28.887**	**16**	**43.742**
4	**62**	**1:29.470**	**62**	**44.189**
5	**16**	**1:29.656**	**7**	**44.283**
6	**75**	**1:29.919**	**66**	**44.396**
7	**7**	**1:30.379**	**23**	**44.624**
8	**66**	**1:30.569**	**26**	**44.734**
9	505	**1:31.175**	**75**	**44.739**
10	217	**1:31.358**	**11**	**45.084**
11	**26**	**1:31.373**	713	**45.286**
12	**11**	**1:31.410**	**76**	**45.518**
13	**30**	**1:31.876**	**84**	**45.537**
14	906	**1:31.898**	217	**45.565**
15	713	**1:31.927**	505	**45.785**
16	**76**	**1:32.130**	**1**	**45.796**
17	**25**	**1:32.359**	**30**	**46.135**
18	**84**	**1:32.486**	**42**	**46.435**
19	185	**1:32.638**	906	**46.610**
20	**1**	**1:32.689**	185	**46.685**
21	**42**	**1:32.899**	**82**	**46.709**
22	**56**	**1:32.992**	**25**	**46.804**
23	**82**	**1:33.164**	**22**	**46.810**
24	**22**	**1:33.426**	**56**	**47.058**
25	716	**1:33.443**	**80**	**47.107**
26	**80**	**1:34.397**	716	**47.228**
27	**21**	**1:35.361**	**77**	**47.437**
28	**77**	**1:36.077**	**21**	**47.817**
29	500	**1:37.807**	500	**48.856**
30	155	**1:37.983**	155	**49.071**
31	909	**1:41.192**	909	**50.916**

IDEAL / BEST COMPARISON					
POS	NO	NAME	IDEAL	BEST	DIFF
		PERFECT LAP	**2:10.654**		
1	**332**	LEANING	2:10.654	2:10.952	**0.298**
2	**24**	LEANING	2:10.978	2:11.050	**0.072**
3	**16**	MACRAE	2:13.398	2:14.134	**0.736**
4	**23**	KERSHAW	2:13.511	2:13.572	**0.061**
5	**62**	MACRAE	2:13.659	2:13.679	**0.020**
6	**75**	WOODALL	2:14.658	2:14.692	**0.034**
7	**7**	O'HARA	2:14.662	2:15.165	**0.503**
8	**66**	ROUND	2:14.965	2:15.350	**0.385**
9	**26**	DWYER	2:16.107	2:16.331	**0.224**
10	**11**	OSBORNE	2:16.494	2:16.663	**0.169**
11	**217**	SIGGINS	2:16.923	2:16.968	**0.045**
12	**505**	I'ANSON (R)	2:16.960	2:17.265	**0.305**
13	**713**	PATTERSON (R)	2:17.213	2:17.448	**0.235**
14	**76**	CARTER	2:17.648	2:17.648	**0.000**
15	**30**	BUTLER (R)	2:18.011	2:18.011	**0.000**
16	**84**	DELLOW	2:18.023	2:18.023	**0.000**
17	**1**	NORTH	2:18.485	2:18.499	**0.014**
18	**906**	GUYOT (R)	2:18.508	2:18.508	**0.000**
19	**25**	JORDAN (R)	2:19.163	2:19.163	**0.000**
20	**185**	SMITH	2:19.323	2:19.458	**0.135**
21	**42**	ADORJAN	2:19.334	2:19.334	**0.000**
22	**82**	WOLFF	2:19.873	2:19.995	**0.122**
23	**56**	HAMILTON	2:20.050	2:20.293	**0.243**
24	**22**	FINCH	2:20.236	2:20.290	**0.054**
25	**716**	DAVIES (R)	2:20.671	2:20.671	**0.000**
26	**80**	STACEY	2:21.504	2:21.647	**0.143**
27	**21**	THOMPSON (R)	2:23.178	2:23.263	**0.085**
28	**77**	DRAKE	2:23.514	2:23.514	**0.000**
29	**500**	JORDAN (R)	2:26.663	2:27.948	**1.285**
30	**155**	ADAMS (R)	2:27.054	2:27.953	**0.899**
31	**909**	SMITH (R)	2:32.108	2:32.571	**0.463**

Weather / Track : Bright / Dry

Snetterton 300: 2.9689 miles
Date: 05/09/2026 Start: 16:41 Finish: 16:52

Results can be found at www.tsl-timing.com

Printed - 16:56 Saturday, 05 September 2026

BMCRC - MRO Championships - Rnd 8 @ Snetterton

Thunderbike 500

RACE 12 - STATISTICS

Competitors Started	31
Planned Start	2026-09-05 @ 15:30:00.000
Actual Start	2026-09-05 @ 16:41:42.342
Finish Time	2026-09-05 @ 16:52:44.331
Track Length	2.9689mi.
Total Laps	153
Total Distance Covered	454.2434mi.

Session Fastest Lap History

NO	CL	NAME	LAP TIME	TIME OF DAY	LAP	VEHICLE
332	C2	**William LEANING**	**2:10.952**	16:46:10.170	2	Honda CB500

Session Leader History

NO	CL	NAME	FROM LAP	LAPS LED	DISTANCE	VEHICLE
24	C1	**Josh LEANING**	1	1	2.96 miles	Honda CB500
332	C2	**William LEANING**	2	2	5.93 miles	Honda CB500
24	C1	**Josh LEANING**	4	2	5.93 miles	Honda CB500

Flag History

TYPE	TIME OF DAY
GREEN	16:41:42.342
FINISH	16:52:44.331

Flag Statistics

TYPE	COUNT	TOTAL LAPS	TOTAL TIME
Green	1	5	12:59.545
Red	0	0	0.000
Safety Car	0	0	0.000
FCY	0	0	0.000

Weather / Track : Bright / Dry

Snetterton 300: 2.9689 miles
Date: 05/09/2026 Start: 16:41 Finish: 16:52

BMCRC - MRO Championships - Rnd 8 @ Snetterton

Thunderbike 500

RACE 12 - STATISTICS

CLASS : C1

12 Starters

Fastest Lap History

NO	NAME	LAP TIME	TIME OF DAY	LAP	VEHICLE
24	**Josh LEANING**	**2:11.550**	16:46:10.170	2	Honda CB500
24	**Josh LEANING**	**2:11.222**	16:48:21.392	3	Honda CB500
24	**Josh LEANING**	**2:11.050**	16:52:44.332	5	Honda CB500

Leader History

NO	NAME	FROM LAP	LAPS LED	DISTANCE	VEHICLE
24	**Josh LEANING**	1	5	14.84 miles	Honda CB500

BMCRC - MRO Championships - Rnd 8 @ Snetterton

Thunderbike 500

RACE 12 - STATISTICS

CLASS : C2

10 Starters

Fastest Lap History

NO	NAME	LAP TIME	TIME OF DAY	LAP	VEHICLE
332	**William LEANING**	**2:10.952**	16:46:10.170	2	Honda CB500

Leader History

NO	NAME	FROM LAP	LAPS LED	DISTANCE	VEHICLE
332	**William LEANING**	1	5	14.84 miles	Honda CB500

Weather / Track : Bright / Dry

Snetterton 300: 2.9689 miles
Date: 05/09/2026 Start: 16:41 Finish: 16:52

BMCRC - MRO Championships - Rnd 8 @ Snetterton

Thunderbike 500

RACE 12 - STATISTICS

CLASS : C3

9 Starters

Fastest Lap History

NO	NAME	LAP TIME	TIME OF DAY	LAP	VEHICLE
62	**Max MACRAE**	**2:14.415**	16:46:16.679	2	Honda CB500
62	**Max MACRAE**	**2:13.964**	16:48:30.643	3	Honda CB500
62	**Max MACRAE**	**2:13.679**	16:52:58.612	5	Honda CB500

Leader History

NO	NAME	FROM LAP	LAPS LED	DISTANCE	VEHICLE
62	**Max MACRAE**	1	5	14.84 miles	Honda CB500

Weather / Track : Bright / Dry

Snetterton 300: 2.9689 miles
Date: 05/09/2026 Start: 16:41 Finish: 16:52

BMCRC - MRO Championships - Rnd 8 @ Snetterton

Thunderbike 500

RACE 4 - GRID (7 Laps)



These results are provisional until the conclusion of any judicial and technical matters.

Snetterton 300: 2.9689 miles

Clerk Of Course: Den Grant / Caroline Patterson	Timekeeper: Richard Evans	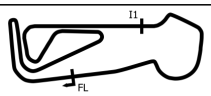

Results can be found at www.tsl-timing.com

Printed - 16:58 Saturday, 05 September 2026

BMCRC - MRO Championships - Rnd 8 @ Snetterton

Thunderbike 500

RACE 4 - CLASSIFICATION

Race Distance: 6 Laps / 17.81 miles

POS	NO	CL	PIC	NAME	ENTRY	LAPS	TIME	GAP	DIFF	MPH	BEST	ON	GRD	↑↓
1	332	C2	1	William LEANING	Honda CB500 -	6	13:14.750			80.69	2:11.228	4	1	0
2	24	C1	1	Josh LEANING	Honda CB500 - Shane brocklehurst transport	6	13:17.982	3.232	3.232	80.36	2:11.668	4	2	0
3	16	C2	2	Luke MACRAE	Honda CB500 - Helmet City Northlands Fencing	6	13:22.537	7.787	4.555	79.90	2:11.777	2	5	2
4	66	C1	2	Benjamin ROUND	Honda CB500 -	6	13:32.814	18.064	10.277	78.89	2:13.218	6	8	4
5	62	C3	1	Max MACRAE	Honda CB500 - MacRae Racing	6	13:33.181	18.431	0.367	78.86	2:14.284	5	4	-1
6	23	C1	3	Adrian KERSHAW	Honda CB500 - ADK Racing	6	13:33.964	19.214	0.783	78.78	2:13.547	6	3	-3
7	75	C2	3	Peter WOODALL	Honda CB500 - RevdCoin	6	13:46.108	31.358	12.144	77.62	2:16.178	6	6	-1
8	7	C2	4	Shaun O'HARA	Honda CB500 - Advanced Vehicle Alarms	6	13:46.436	31.686	0.328	77.59	2:16.405	2	7	-1
9	11	C1	4	Mark OSBORNE	Honda CB500 - PAL driving school	6	13:46.697	31.947	0.261	77.57	2:16.136	3	10	1
10	26	C3	2	Colt DWYER	Honda CB500 - Regal Aluminium	6	13:47.066	32.316	0.369	77.53	2:16.398	3	9	-1
11	713	C3	3	Tim PATTERSON (R)	Honda CB500 - York motorbikes	6	13:51.786	37.036	4.720	77.09	2:16.383	2	13	2
12	505	C2	5	Philip I'ANSON (R)	Honda CB500 - HG Heat	6	13:56.658	41.908	4.872	76.64	2:16.706	2	12	0
13	626	C2	6	Jamie HORNER	Honda CB500 - TRENT TRACTORS AND MOWERS	6	14:04.516	49.766	7.858	75.93	2:17.656	2	33	20
14	84	C1	5	Martyn DELLOW	Honda CB500 - Kirdford Shotblasting	6	14:04.851	50.101	0.335	75.90	2:17.798	2	16	2
15	25	C1	6	Dylan JORDAN (R)	Honda CB500 -	6	14:04.987	50.237	0.136	75.89	2:18.247	5	19	4
16	76	C3	4	Ian CARTER	Honda CB500 - ATO Racing + Moyes investments	6	14:05.461	50.711	0.474	75.85	2:18.932	6	14	-2
17	906	C1	7	Camille GUYOT (R)	Honda CB500 -	6	14:07.015	52.265	1.554	75.71	2:19.177	5	18	1
18	217	C2	7	Martin SIGGINS	Honda CB500 - Siggins Property Services	6	14:08.280	53.530	1.265	75.59	2:18.479	6	11	-7
19	185	C1	8	Mitchell SMITH	Honda CB500 -	6	14:08.643	53.893	0.363	75.56	2:18.695	6	21	2
20	82	C3	5	Jack WOLFF	Honda CB500 -	6	14:11.517	56.767	2.874	75.31	2:19.931	3	22	2
21	30	C3	6	Jordan BUTLER (R)	Honda CB500 - JB Racing with Double D Graphics	6	14:12.566	57.816	1.049	75.21	2:19.418	2	15	-6
22	42	C3	7	Gary ADORJAN	Honda CB500 - Hippo Racing	6	14:15.222	1:00.472	2.656	74.98	2:20.908	3	20	-2
23	56	C2	8	John HAMILTON	Honda CB500 - Team Charlie Webster	6	14:23.461	1:08.711	8.239	74.26	2:22.129	6	24	1
24	80	C1	9	Rachel STACEY	Honda CB500 - ATO Racing	6	14:25.303	1:10.553	1.842	74.11	2:21.696	2	26	2
25	77	C1	10	Wayne DRAKE	Honda CB500 - None	6	14:37.303	1:22.553	12.000	73.09	2:23.883	2	28	3
26	716	C2	9	Stephen DAVIES (R)	Honda CB500 -	6	14:44.698	1:29.948	7.395	72.48	2:22.524	6	25	-1
27	155	C1	11	Paul ADAMS (R)	Honda CB500 - Adams Motor Repairs Ltd	6	14:51.560	1:36.810	6.862	71.92	2:26.111	6	30	3
28	500	C1	12	Lance JORDAN (R)	Honda CB500 -	6	14:51.923	1:37.173	0.363	71.89	2:26.160	4	29	1
29	21	C3	8	Terry THOMPSON (R)	Honda CB500 - TTPlant	6	15:15.461	2:00.711	23.538	70.05	2:23.581	5	27	-2
30	909	C2	10	Steven SMITH (R)	Honda CB500 -	6	15:37.904	2:23.154	22.443	68.37	2:32.741	4	31	1
31	881	C3	9	Richard VELLLA (R)	Honda CB500 - b15 bike n car mot center	5	13:20.459	1 Lap	1 Lap	66.76	2:36.952	4	32	1
					NOT CLASSIFIED									
DNF	22	C3		Simon FINCH	Honda CB500 -	1	2:30.312	5 Laps	4 Laps	71.10			23	
					NOT STARTED									
NS	1	C2		Daniel NORTH	Honda CB500 - ROAM Cafe Bistro								17	
NS	261	C1		Liam SILVAIN	Honda CB500 - Scrapco redlodge								34	
NS	79	C3		Lee SILVAIN	Honda CB500 - That'll do racing								35	

FASTEST LAP

332	C2	William LEANING	Honda CB500 -	4	2:11.228	81.44 mph	131.07 kph	
24	C1	Josh LEANING	Honda CB500 - Shane brocklehurst transport	4	2:11.668	81.17 mph	130.63 kph	
62	C3	Max MACRAE	Honda CB500 - MacRae Racing	5	2:14.284	79.59 mph	128.09 kph	

Class C2 - 92.5% of Race Speed = 74.63 mph
Class C1 - 92.5% of Race Speed = 74.33 mph
Class C3 - 92.5% of Race Speed = 72.94 mph

Weather / Track : Bright / Dry
These results are provisional until the conclusion of any judicial and technical matters.

Date: 06/09/2026 Start: 11:25 Finish: 11:39
Snetterton 300: 2.9689 miles

Clerk Of Course: Den Grant / Caroline Patterson	Timekeeper: Richard Evans	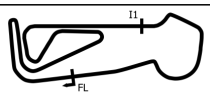

Results can be found at www.tsl-timing.com

Printed - 11:42 Sunday, 06 September 2026

BMCRC - MRO Championships - Rnd 8 @ Snetterton

Thunderbike 500

RACE 4 - LAP CHART

LAP 1 @ 11:28:06.318

NO	BEHIND	LAP TIME
24		2:16.962
332	0.057	2:17.019
16	0.157	2:17.119
62	2.822	2:19.784
66	2.826	2:19.788
23	2.832	2:19.794
75	5.501	2:22.463
7	5.514	2:22.476
11	5.853	2:22.815
26	6.371	2:23.333
84	7.400	2:24.362
505	7.591	2:24.553
713	8.008	2:24.970
30	9.978	2:26.940
906	10.176	2:27.138
76	10.827	2:27.789
185	11.915	2:28.877
42	12.116	2:29.078
626	12.608	2:29.570
82	12.624	2:29.586
22	13.350	2:30.312
25	13.496	2:30.458
80	14.005	2:30.967
56	14.413	2:31.375
77	16.220	2:33.182
217	17.132	2:34.094
155	17.843	2:34.805
500	19.151	2:36.113
716	29.724	2:46.686
881	29.865	2:46.827
909	29.962	2:46.924
21	57.387	3:14.349

LAP 2 @ 11:30:18.114

NO	BEHIND	LAP TIME
332		2:11.739
24	0.085	2:11.881
16	0.138	2:11.777
62	5.745	2:14.719
23	6.017	2:14.981
66	7.515	2:16.485
7	10.123	2:16.405
75	10.140	2:16.435
11	10.777	2:16.720
26	11.277	2:16.702
505	12.501	2:16.706
713	12.595	2:16.383
84	13.402	2:17.798
30	17.600	2:19.418
626	18.468	2:17.656
906	19.258	2:20.878
76	19.704	2:20.673
185	19.971	2:19.852
25	20.636	2:18.936
42	21.473	2:21.153
82	21.825	2:20.997
80	23.905	2:21.696
217	24.424	2:19.088
56	24.901	2:22.284
77	28.307	2:23.883
155	33.605	2:27.558
500	37.800	2:30.445
716	42.076	2:24.148
909	55.385	2:37.219
881	56.501	2:38.432
21	1:10.436	2:24.845

LAP 3 @ 11:32:29.567

NO	BEHIND	LAP TIME
332		2:11.453
16	1.190	2:12.505
24	1.205	2:12.573
62	9.772	2:15.480
23	9.875	2:15.311
66	10.147	2:14.085
75	15.243	2:16.556
7	15.391	2:16.721
11	15.460	2:16.136
26	16.222	2:16.398
713	18.486	2:17.344
505	18.711	2:17.663
84	22.874	2:20.925
626	26.608	2:19.593
30	26.739	2:20.592
906	27.048	2:19.243
76	27.475	2:19.224
25	28.408	2:19.225
185	29.266	2:20.748
82	30.303	2:19.931
42	30.928	2:20.908
217	31.656	2:18.685
80	35.309	2:22.857
56	35.597	2:22.149
77	42.696	2:25.842
155	49.610	2:27.458
500	52.784	2:26.437
716	54.023	2:23.400
909	1:18.786	2:34.854
881	1:22.805	2:37.757
21	1:23.059	2:24.076

LAP 4 @ 11:34:40.795

NO	BEHIND	LAP TIME
332		2:11.228
24	1.645	2:11.668
16	2.514	2:12.552
62	13.025	2:14.481
23	13.651	2:15.004
66	13.670	2:14.751
7	21.138	2:16.975
11	21.431	2:17.199
75	21.585	2:17.570
26	22.080	2:17.086
713	24.501	2:17.243
505	25.695	2:18.212
84	33.411	2:21.765
626	35.422	2:20.042
76	35.785	2:19.538
30	36.435	2:20.924
25	36.511	2:19.331
906	37.026	2:21.206
217	39.155	2:18.727
185	39.196	2:21.158
82	39.660	2:20.585
42	40.879	2:21.179
56	47.390	2:23.021
80	47.627	2:23.546
77	57.293	2:25.825
155	1:06.724	2:28.342
716	1:07.027	2:24.232
500	1:07.716	2:26.160
21	1:35.936	2:24.105
909	1:40.299	2:32.741
881	1:48.529	2:36.952

LAP 5 @ 11:36:52.235

NO	BEHIND	LAP TIME
332		2:11.440
24	2.249	2:12.044
16	4.524	2:13.450
62	15.869	2:14.284
66	16.717	2:14.487
23	17.538	2:15.327
11	27.044	2:17.053
7	27.046	2:17.348
75	27.051	2:16.906
26	27.468	2:16.828
713	30.362	2:17.301
505	33.800	2:19.545
84	42.432	2:20.461
25	43.318	2:18.247
626	43.438	2:19.456
76	43.650	2:19.305
906	44.763	2:19.177
30	46.779	2:21.784
217	46.922	2:19.207
185	47.069	2:19.313
82	48.318	2:20.098
42	51.278	2:21.839
56	58.453	2:22.503
80	59.021	2:22.834
77	1:10.511	2:24.658
716	1:19.295	2:23.708
155	1:22.570	2:27.286
500	1:22.693	2:26.417
21	1:48.077	2:23.581
909	2:02.157	2:33.298

LAP 6 @ 11:39:04.106

NO	BEHIND	LAP TIME
332		2:11.871
24	3.232	2:12.854
881	1 Lap	2:40.491
16	7.787	2:15.134
66	18.064	2:13.218
62	18.431	2:14.433
23	19.214	2:13.547
75	31.358	2:16.178
7	31.686	2:16.511
11	31.947	2:16.774
26	32.316	2:16.719
713	37.036	2:18.545
505	41.908	2:19.979
626	49.766	2:18.199
84	50.101	2:19.540
25	50.237	2:18.790
76	50.711	2:18.932
906	52.265	2:19.373
217	53.530	2:18.479
185	53.893	2:18.695
82	56.767	2:20.320
30	57.816	2:22.908
42	1:00.472	2:21.065
56	1:08.711	2:22.129
80	1:10.553	2:23.403
77	1:22.553	2:23.913
716	1:29.948	2:22.524
155	1:36.810	2:26.111
500	1:37.173	2:26.351
21	2:00.711	2:24.505
909	2:23.154	2:32.868

Weather / Track : Bright / Dry

Snetterton 300: 2.9689 miles
Date: 06/09/2026 Start: 11:25 Finish: 11:39

Results can be found at www.tsl-timing.com

Printed - 11:42 Sunday, 06 September 2026

BMCRC - MRO Championships - Rnd 8 @ Snetterton

Thunderbike 500

RACE 4 - POSITION CHART

No	Name	Lap Pos	1	2	3	4	5	6
332	LEANING	1	24	332	332	332	332	332
24	LEANING	2	332	24	16	24	24	24
23	KERSHAW	3	16	16	24	16	16	16
62	MACRAE	4	62	62	62	62	62	66
16	MACRAE	5	66	23	23	23	66	62
75	WOODALL	6	23	66	66	66	23	23
7	O'HARA	7	75	7	75	7	11	75
66	ROUND	8	7	75	7	11	7	7
26	DWYER	9	11	11	11	75	75	11
11	OSBORNE	10	26	26	26	26	26	26
217	SIGGINS	11	84	505	713	713	713	713
505	I'ANSON (R)	12	505	713	505	505	505	505
713	PATTERSON (R)	13	713	84	84	84	84	626
76	CARTER	14	30	30	626	626	25	84
30	BUTLER (R)	15	906	626	30	76	626	25
84	DELLOW	16	76	906	906	30	76	76
1	NORTH	17	185	76	76	25	906	906
906	GUYOT (R)	18	42	185	25	906	30	217
25	JORDAN (R)	19	626	25	185	217	217	185
42	ADORJAN	20	82	42	82	185	185	82
185	SMITH	21	22	82	42	82	82	30
82	WOLFF	22	25	80	217	42	42	42
22	FINCH	23	80	217	80	56	56	56
56	HAMILTON	24	56	56	56	80	80	80
716	DAVIES (R)	25	77	77	77	77	77	77
80	STACEY	26	217	155	155	155	716	716
21	THOMPSON (R)	27	155	500	500	716	155	155
77	DRAKE	28	500	716	716	500	500	500
500	JORDAN (R)	29	716	909	909	21	21	21
155	ADAMS (R)	30	881	881	881	909	909	909
909	SMITH (R)	31	909	21	21	881	881	
881	VELLLA (R)	32	21					
626	HORNER	33						
261	SILVAIN	34						
79	SILVAIN	35						

Weather / Track : Bright / Dry

Snetterton 300: 2.9689 miles
Date: 06/09/2026 Start: 11:25 Finish: 11:39

Results can be found at www.tsl-timing.com

Printed - 11:43 Sunday, 06 September 2026

BMCRC - MRO Championships - Rnd 8 @ Snetterton

Thunderbike 500

RACE 4 - SECTOR ANALYSIS

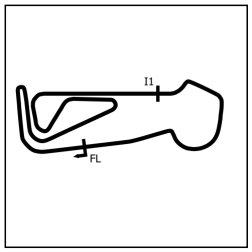

SECTOR 1 = FL to I1, SECTOR 2 = I1 to FL, DIFF = Difference To Personal Best Lap, P = Crossed Finish Line in Pit Lane, D = Time Disallowed

P1 332 C2 William LEANING

Honda CB500 -

IDEAL LAP TIME : 2:11.228 BEST LAP TIME : 2:11.228 DIFFERENCE : 0.000

LAP	SECTOR 1	SECTOR 2	LAP TIME		MPH	DIFF	TIME OF DAY
1 -		43.519	2:17.019		78.00	5.791	11:28:06.375
2 -	1:28.234	43.505	2:11.739		81.13	0.511	11:30:18.114
3 -	1:27.979	43.474	2:11.453	(3)	81.30	0.225	11:32:29.567
4 -	***1:27.917***	***43.311***	***2:11.228***	***(1)***	***81.44***		***11:34:40.795***
5 -	1:28.121	43.319	2:11.440	(2)	81.31	0.212	11:36:52.235
6 -	1:28.374	43.497	2:11.871		81.04	0.643	11:39:04.106

P2 24 C1 Josh LEANING

Honda CB500 - Shane brocklehurst transport

IDEAL LAP TIME : 2:11.658 BEST LAP TIME : 2:11.668 DIFFERENCE : 0.010

LAP	SECTOR 1	SECTOR 2	LAP TIME		MPH	DIFF	TIME OF DAY
1 -		43.683	2:16.962		78.03	5.294	11:28:06.318
2 -	1:28.505	***43.376***	2:11.881	(2)	81.04	0.213	11:30:18.199
3 -	1:28.944	43.629	2:12.573		80.62	0.905	11:32:30.772
4 -	***1:28.282***	43.386	***2:11.668***	***(1)***	***81.17***		***11:34:42.440***
5 -	1:28.479	43.565	2:12.044	(3)	80.94	0.376	11:36:54.484
6 -	1:28.525	44.329	2:12.854		80.44	1.186	11:39:07.338

P3 16 C2 Luke MACRAE

Honda CB500 - Helmet City Northlands Fencing

IDEAL LAP TIME : 2:11.777 BEST LAP TIME : 2:11.777 DIFFERENCE : 0.000

LAP	SECTOR 1	SECTOR 2	LAP TIME		MPH	DIFF	TIME OF DAY
1 -		43.648	2:17.119		77.94	5.342	11:28:06.475
2 -	***1:28.480***	***43.297***	***2:11.777***	***(1)***	***81.10***		***11:30:18.252***
3 -	1:28.961	43.544	2:12.505	(2)	80.66	0.728	11:32:30.757
4 -	1:28.683	43.869	2:12.552	(3)	80.63	0.775	11:34:43.309
5 -	1:29.420	44.030	2:13.450		80.09	1.673	11:36:56.759
6 -	1:29.599	45.535	2:15.134		79.09	3.357	11:39:11.893

P4 66 C1 Benjamin ROUND

Honda CB500 -

IDEAL LAP TIME : 2:13.218 BEST LAP TIME : 2:13.218 DIFFERENCE : 0.000

LAP	SECTOR 1	SECTOR 2	LAP TIME		MPH	DIFF	TIME OF DAY
1 -		44.805	2:19.788		76.45	6.570	11:28:09.144
2 -	1:31.727	44.758	2:16.485		78.30	3.267	11:30:25.629
3 -	1:29.445	44.640	2:14.085	(2)	79.71	0.867	11:32:39.714
4 -	1:30.173	44.578	2:14.751		79.31	1.533	11:34:54.465
5 -	1:30.131	44.356	2:14.487	(3)	79.47	1.269	11:37:08.952
6 -	***1:29.340***	***43.878***	***2:13.218***	***(1)***	***80.23***		***11:39:22.170***

P5 62 C3 Max MACRAE

Honda CB500 - MacRae Racing

IDEAL LAP TIME : 2:14.180 BEST LAP TIME : 2:14.284 DIFFERENCE : 0.104

LAP	SECTOR 1	SECTOR 2	LAP TIME		MPH	DIFF	TIME OF DAY
1 -		44.983	2:19.784		76.46	5.500	11:28:09.140
2 -	1:29.973	44.746	2:14.719		79.33	0.435	11:30:23.859
3 -	1:30.516	44.964	2:15.480		78.89	1.196	11:32:39.339
4 -	1:30.013	***44.468***	2:14.481	(3)	79.47	0.197	11:34:53.820
5 -	***1:29.712***	44.572	***2:14.284***	***(1)***	***79.59***		***11:37:08.104***
6 -	1:29.726	44.707	2:14.433	(2)	79.50	0.149	11:39:22.537

P6 23 C1 Adrian KERSHAW

Honda CB500 - ADK Racing

IDEAL LAP TIME : 2:13.547 BEST LAP TIME : 2:13.547 DIFFERENCE : 0.000

LAP	SECTOR 1	SECTOR 2	LAP TIME		MPH	DIFF	TIME OF DAY
1 -		45.220	2:19.794		76.45	6.247	11:28:09.150
2 -	1:29.744	45.237	2:14.981	(2)	79.18	1.434	11:30:24.131
3 -	1:29.716	45.595	2:15.311		78.98	1.764	11:32:39.442
4 -	1:30.013	44.991	2:15.004	(3)	79.16	1.457	11:34:54.446
5 -	1:30.315	45.012	2:15.327		78.97	1.780	11:37:09.773
6 -	***1:29.062***	***44.485***	***2:13.547***	***(1)***	***80.03***		***11:39:23.320***

Weather / Track : Bright / Dry

Snetterton 300: 2.9689 miles
Date: 06/09/2026 Start: 11:25 Finish: 11:39

BMCRC - MRO Championships - Rnd 8 @ Snetterton

Thunderbike 500

RACE 4 - SECTOR ANALYSIS

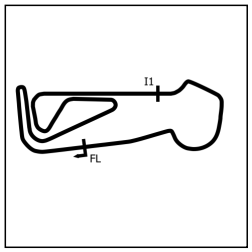

SECTOR 1 = FL to I1, SECTOR 2 = I1 to FL, DIFF = Difference To Personal Best Lap, P = Crossed Finish Line in Pit Lane, D = Time Disallowed

P7 75 C2 Peter WOODALL — Honda CB500 - RevdCoin

IDEAL LAP TIME : 2:15.924 BEST LAP TIME : 2:16.178 DIFFERENCE : 0.254

LAP	SECTOR 1	SECTOR 2	LAP TIME		MPH	DIFF	TIME OF DAY
1 -		45.387	2:22.463		75.02	6.285	11:28:11.819
2 -	1:31.437	***44.998***	2:16.435	**(2)**	78.33	0.257	11:30:28.254
3 -	1:31.021	45.535	2:16.556	**(3)**	78.26	0.378	11:32:44.810
4 -	1:32.219	45.351	2:17.570		77.69	1.392	11:35:02.380
5 -	***1:30.926***	45.980	2:16.906		78.06	0.728	11:37:19.286
6 -	1:30.971	45.207	***2:16.178***	**(1)**	***78.48***		***11:39:35.464***

P8 7 C2 Shaun O'HARA — Honda CB500 - Advanced Vehicle Alarms

IDEAL LAP TIME : 2:16.144 BEST LAP TIME : 2:16.405 DIFFERENCE : 0.261

LAP	SECTOR 1	SECTOR 2	LAP TIME		MPH	DIFF	TIME OF DAY
1 -		45.364	2:22.476		75.01	6.071	11:28:11.832
2 -	1:31.292	***45.113***	***2:16.405***	**(1)**	***78.35***		***11:30:28.237***
3 -	1:31.310	45.411	2:16.721	**(3)**	78.17	0.316	11:32:44.958
4 -	1:31.850	45.125	2:16.975		78.02	0.570	11:35:01.933
5 -	1:31.914	45.434	2:17.348		77.81	0.943	11:37:19.281
6 -	***1:31.031***	45.480	2:16.511	**(2)**	78.29	0.106	11:39:35.792

P9 11 C1 Mark OSBORNE — Honda CB500 - PAL driving school

IDEAL LAP TIME : 2:16.005 BEST LAP TIME : 2:16.136 DIFFERENCE : 0.131

LAP	SECTOR 1	SECTOR 2	LAP TIME		MPH	DIFF	TIME OF DAY
1 -		45.409	2:22.815		74.83	6.679	11:28:12.171
2 -	1:31.499	***45.221***	2:16.720	**(2)**	78.17	0.584	11:30:28.891
3 -	***1:30.784***	45.352	***2:16.136***	**(1)**	***78.51***		***11:32:45.027***
4 -	1:31.834	45.365	2:17.199		77.90	1.063	11:35:02.226
5 -	1:31.584	45.469	2:17.053		77.98	0.917	11:37:19.279
6 -	1:31.289	45.485	2:16.774	**(3)**	78.14	0.638	11:39:36.053

P10 26 C3 Colt DWYER — Honda CB500 - Regal Aluminium

IDEAL LAP TIME : 2:16.398 BEST LAP TIME : 2:16.398 DIFFERENCE : 0.000

LAP	SECTOR 1	SECTOR 2	LAP TIME		MPH	DIFF	TIME OF DAY
1 -		45.308	2:23.333		74.56	6.935	11:28:12.689
2 -	1:31.380	45.322	2:16.702	**(2)**	78.18	0.304	11:30:29.391
3 -	***1:31.104***	***45.294***	***2:16.398***	**(1)**	***78.35***		***11:32:45.789***
4 -	1:31.749	45.337	2:17.086		77.96	0.688	11:35:02.875
5 -	1:31.230	45.598	2:16.828		78.11	0.430	11:37:19.703
6 -	1:31.371	45.348	2:16.719	**(3)**	78.17	0.321	11:39:36.422

P11 713 C3 Tim PATTERSON (R) — Honda CB500 - York motorbikes

IDEAL LAP TIME : 2:16.383 BEST LAP TIME : 2:16.383 DIFFERENCE : 0.000

LAP	SECTOR 1	SECTOR 2	LAP TIME		MPH	DIFF	TIME OF DAY
1 -		45.291	2:24.970		73.72	8.587	11:28:14.326
2 -	***1:31.197***	***45.186***	***2:16.383***	**(1)**	***78.36***		***11:30:30.709***
3 -	1:31.502	45.842	2:17.344		77.81	0.961	11:32:48.053
4 -	1:31.938	45.305	2:17.243	**(2)**	77.87	0.860	11:35:05.296
5 -	1:32.093	45.208	2:17.301	**(3)**	77.84	0.918	11:37:22.597
6 -	1:32.186	46.359	2:18.545		77.14	2.162	11:39:41.142

P12 505 C2 Philip l'ANSON (R) — Honda CB500 - HG Heat

IDEAL LAP TIME : 2:16.706 BEST LAP TIME : 2:16.706 DIFFERENCE : 0.000

LAP	SECTOR 1	SECTOR 2	LAP TIME		MPH	DIFF	TIME OF DAY
1 -		45.685	2:24.553		73.93	7.847	11:28:13.909
2 -	***1:31.030***	***45.676***	***2:16.706***	**(1)**	***78.18***		***11:30:30.615***
3 -	1:31.676	45.987	2:17.663	**(2)**	77.63	0.957	11:32:48.278
4 -	1:32.398	45.814	2:18.212	**(3)**	77.33	1.506	11:35:06.490
5 -	1:33.221	46.324	2:19.545		76.59	2.839	11:37:26.035
6 -	1:32.395	47.584	2:19.979		76.35	3.273	11:39:46.014

BMCRC - MRO Championships - Rnd 8 @ Snetterton

Thunderbike 500

RACE 4 - SECTOR ANALYSIS

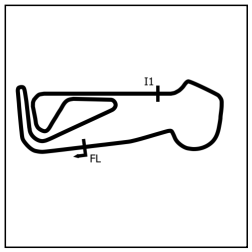

SECTOR 1 = FL to I1, SECTOR 2 = I1 to FL, DIFF = Difference To Personal Best Lap, P = Crossed Finish Line in Pit Lane, D = Time Disallowed

P13 626 C2 Jamie HORNER — Honda CB500 - TRENT TRACTORS AND MOWERS

IDEAL LAP TIME : 2:17.656 BEST LAP TIME : 2:17.656 DIFFERENCE : 0.000

LAP	SECTOR 1	SECTOR 2	LAP TIME	MPH	DIFF	TIME OF DAY
1 -		47.099	2:29.570	71.45	11.914	11:28:18.926
2 -	***1:31.615***	***46.041***	***2:17.656 (1)***	***77.64***		***11:30:36.582***
3 -	1:32.530	47.063	2:19.593	76.56	1.937	11:32:56.175
4 -	1:33.390	46.652	2:20.042	76.32	2.386	11:35:16.217
5 -	1:32.210	47.246	2:19.456 (3)	76.64	1.800	11:37:35.673
6 -	1:32.106	46.093	2:18.199 (2)	77.33	0.543	11:39:53.872

P14 84 C1 Martyn DELLOW — Honda CB500 - Kirdford Shotblasting

IDEAL LAP TIME : 2:17.690 BEST LAP TIME : 2:17.798 DIFFERENCE : 0.108

LAP	SECTOR 1	SECTOR 2	LAP TIME	MPH	DIFF	TIME OF DAY
1 -		***45.699***	2:24.362	74.03	6.564	11:28:13.718
2 -	***1:31.991***	45.807	***2:17.798 (1)***	***77.56***		***11:30:31.516***
3 -	1:33.639	47.286	2:20.925	75.84	3.127	11:32:52.441
4 -	1:34.939	46.826	2:21.765	75.39	3.967	11:35:14.206
5 -	1:34.028	46.433	2:20.461 (3)	76.09	2.663	11:37:34.667
6 -	1:33.150	46.390	2:19.540 (2)	76.59	1.742	11:39:54.207

P15 25 C1 Dylan JORDAN (R) — Honda CB500 -

IDEAL LAP TIME : 2:18.041 BEST LAP TIME : 2:18.247 DIFFERENCE : 0.206

LAP	SECTOR 1	SECTOR 2	LAP TIME	MPH	DIFF	TIME OF DAY
1 -		47.483	2:30.458	71.03	12.211	11:28:19.814
2 -	1:32.489	***46.447***	2:18.936 (3)	76.92	0.689	11:30:38.750
3 -	1:32.570	46.655	2:19.225	76.76	0.978	11:32:57.975
4 -	1:32.758	46.573	2:19.331	76.71	1.084	11:35:17.306
5 -	***1:31.594***	46.653	***2:18.247 (1)***	***77.31***		***11:37:35.553***
6 -	1:32.269	46.521	2:18.790 (2)	77.00	0.543	11:39:54.343

P16 76 C3 Ian CARTER — Honda CB500 - ATO Racing + Moyes investments

IDEAL LAP TIME : 2:18.665 BEST LAP TIME : 2:18.932 DIFFERENCE : 0.267

LAP	SECTOR 1	SECTOR 2	LAP TIME	MPH	DIFF	TIME OF DAY
1 -		46.350	2:27.789	72.31	8.857	11:28:17.145
2 -	1:33.567	47.106	2:20.673	75.97	1.741	11:30:37.818
3 -	1:32.775	46.449	2:19.224 (2)	76.76	0.292	11:32:57.042
4 -	1:33.506	***46.032***	2:19.538	76.59	0.606	11:35:16.580
5 -	***1:32.633***	46.672	2:19.305 (3)	76.72	0.373	11:37:35.885
6 -	1:32.673	46.259	***2:18.932 (1)***	***76.93***		***11:39:54.817***

P17 906 C1 Camille GUYOT (R) — Honda CB500 -

IDEAL LAP TIME : 2:18.841 BEST LAP TIME : 2:19.177 DIFFERENCE : 0.336

LAP	SECTOR 1	SECTOR 2	LAP TIME	MPH	DIFF	TIME OF DAY
1 -		46.791	2:27.138	72.63	7.961	11:28:16.494
2 -	1:33.916	46.962	2:20.878	75.86	1.701	11:30:37.372
3 -	***1:32.101***	47.142	2:19.243 (2)	76.75	0.066	11:32:56.615
4 -	1:34.169	47.037	2:21.206	75.69	2.029	11:35:17.821
5 -	1:32.437	***46.740***	***2:19.177 (1)***	***76.79***		***11:37:36.998***
6 -	1:32.605	46.768	2:19.373 (3)	76.68	0.196	11:39:56.371

P18 217 C2 Martin SIGGINS — Honda CB500 - Siggins Property Services

IDEAL LAP TIME : 2:17.867 BEST LAP TIME : 2:18.479 DIFFERENCE : 0.612

LAP	SECTOR 1	SECTOR 2	LAP TIME	MPH	DIFF	TIME OF DAY
1 -		47.060	2:34.094	69.36	15.615	11:28:23.450
2 -	1:32.805	46.283	2:19.088	76.84	0.609	11:30:42.538
3 -	1:32.749	45.936	2:18.685 (2)	77.06	0.206	11:33:01.223
4 -	***1:32.203***	46.524	2:18.727 (3)	77.04	0.248	11:35:19.950
5 -	1:33.227	45.980	2:19.207	76.77	0.728	11:37:39.157
6 -	1:32.815	***45.664***	***2:18.479 (1)***	***77.18***		***11:39:57.636***

Weather / Track : Bright / Dry

Snetterton 300: 2.9689 miles
Date: 06/09/2026 Start: 11:25 Finish: 11:39

BMCRC - MRO Championships - Rnd 8 @ Snetterton

Thunderbike 500

RACE 4 - SECTOR ANALYSIS

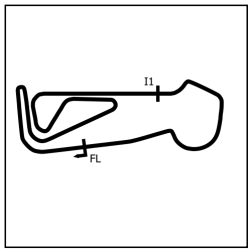

SECTOR 1 = FL to I1, SECTOR 2 = I1 to FL, DIFF = Difference To Personal Best Lap, P = Crossed Finish Line in Pit Lane, D = Time Disallowed

P19 185 C1 Mitchell SMITH — Honda CB500 -

IDEAL LAP TIME : 2:18.612 BEST LAP TIME : 2:18.695 DIFFERENCE : 0.083

LAP	SECTOR 1	SECTOR 2	LAP TIME	MPH	DIFF	TIME OF DAY
1 -		47.136	2:28.877	71.79	10.182	11:28:18.233
2 -	***1:32.944***	46.908	2:19.852 **(3)**	76.42	1.157	11:30:38.085
3 -	1:33.336	47.412	2:20.748	75.93	2.053	11:32:58.833
4 -	1:33.851	47.307	2:21.158	75.71	2.463	11:35:19.991
5 -	1:33.248	46.065	2:19.313 **(2)**	76.71	0.618	11:37:39.304
6 -	1:33.027	***45.668***	***2:18.695*** **(1)**	***77.06***		***11:39:57.999***

P20 82 C3 Jack WOLFF — Honda CB500 -

IDEAL LAP TIME : 2:19.918 BEST LAP TIME : 2:19.931 DIFFERENCE : 0.013

LAP	SECTOR 1	SECTOR 2	LAP TIME	MPH	DIFF	TIME OF DAY
1 -		47.145	2:29.586	71.45	9.655	11:28:18.942
2 -	1:33.549	47.448	2:20.997	75.80	1.066	11:30:39.939
3 -	1:33.168	***46.763***	***2:19.931*** **(1)**	***76.38***		***11:32:59.870***
4 -	1:33.189	47.396	2:20.585	76.02	0.654	11:35:20.455
5 -	***1:33.155***	46.943	2:20.098 **(2)**	76.29	0.167	11:37:40.553
6 -	1:33.397	46.923	2:20.320 **(3)**	76.16	0.389	11:40:00.873

P21 30 C3 Jordan BUTLER (R) — Honda CB500 - JB Racing with Double D Graphics

IDEAL LAP TIME : 2:19.418 BEST LAP TIME : 2:19.418 DIFFERENCE : 0.000

LAP	SECTOR 1	SECTOR 2	LAP TIME	MPH	DIFF	TIME OF DAY
1 -		46.819	2:26.940	72.73	7.522	11:28:16.296
2 -	***1:33.013***	***46.405***	***2:19.418*** **(1)**	***76.66***		***11:30:35.714***
3 -	1:33.611	46.981	2:20.592 **(2)**	76.02	1.174	11:32:56.306
4 -	1:34.253	46.671	2:20.924 **(3)**	75.84	1.506	11:35:17.230
5 -	1:33.894	47.890	2:21.784	75.38	2.366	11:37:39.014
6 -	1:35.290	47.618	2:22.908	74.78	3.490	11:40:01.922

P22 42 C3 Gary ADORJAN — Honda CB500 - Hippo Racing

IDEAL LAP TIME : 2:20.778 BEST LAP TIME : 2:20.908 DIFFERENCE : 0.130

LAP	SECTOR 1	SECTOR 2	LAP TIME	MPH	DIFF	TIME OF DAY
1 -		47.137	2:29.078	71.69	8.170	11:28:18.434
2 -	1:33.912	47.241	2:21.153 **(3)**	75.71	0.245	11:30:39.587
3 -	***1:33.677***	47.231	***2:20.908*** **(1)**	***75.85***		***11:33:00.495***
4 -	1:33.982	47.197	2:21.179	75.70	0.271	11:35:21.674
5 -	1:34.264	47.575	2:21.839	75.35	0.931	11:37:43.513
6 -	1:33.964	***47.101***	2:21.065 **(2)**	75.76	0.157	11:40:04.578

P23 56 C2 John HAMILTON — Honda CB500 - Team Charlie Webster

IDEAL LAP TIME : 2:21.881 BEST LAP TIME : 2:22.129 DIFFERENCE : 0.248

LAP	SECTOR 1	SECTOR 2	LAP TIME	MPH	DIFF	TIME OF DAY
1 -		***47.429***	2:31.375	70.60	9.246	11:28:20.731
2 -	***1:34.452***	47.832	2:22.284 **(3)**	75.11	0.155	11:30:43.015
3 -	1:34.471	47.678	2:22.149 **(2)**	75.18	0.020	11:33:05.164
4 -	1:35.140	47.881	2:23.021	74.73	0.892	11:35:28.185
5 -	1:35.023	47.480	2:22.503	75.00	0.374	11:37:50.688
6 -	1:34.674	47.455	***2:22.129*** **(1)**	***75.19***		***11:40:12.817***

P24 80 C1 Rachel STACEY — Honda CB500 - ATO Racing

IDEAL LAP TIME : 2:21.621 BEST LAP TIME : 2:21.696 DIFFERENCE : 0.075

LAP	SECTOR 1	SECTOR 2	LAP TIME	MPH	DIFF	TIME OF DAY
1 -		47.440	2:30.967	70.79	9.271	11:28:20.323
2 -	***1:34.245***	47.451	***2:21.696*** **(1)**	***75.42***		***11:30:42.019***
3 -	1:34.938	47.919	2:22.857 **(3)**	74.81	1.161	11:33:04.876
4 -	1:35.611	47.935	2:23.546	74.45	1.850	11:35:28.422
5 -	1:35.458	***47.376***	2:22.834 **(2)**	74.82	1.138	11:37:51.256
6 -	1:35.267	48.136	2:23.403	74.53	1.707	11:40:14.659

Weather / Track : Bright / Dry

Snetterton 300: 2.9689 miles
Date: 06/09/2026 Start: 11:25 Finish: 11:39

BMCRC - MRO Championships - Rnd 8 @ Snetterton

Thunderbike 500

RACE 4 - SECTOR ANALYSIS

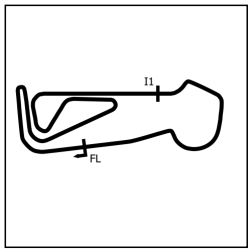

SECTOR 1 = FL to I1, SECTOR 2 = I1 to FL, DIFF = Difference To Personal Best Lap, P = Crossed Finish Line in Pit Lane, D = Time Disallowed

P25 77 C1 Wayne DRAKE — Honda CB500 - None

IDEAL LAP TIME : 2:23.682 BEST LAP TIME : 2:23.883 DIFFERENCE : 0.201

LAP	SECTOR 1	SECTOR 2	LAP TIME	MPH	DIFF	TIME OF DAY
1 -		47.522	2:33.182	69.77	9.299	11:28:22.538
2 -	1:36.492	***47.391***	***2:23.883*** **(1)**	***74.28***		***11:30:46.421***
3 -	1:37.696	48.146	2:25.842	73.28	1.959	11:33:12.263
4 -	1:37.310	48.515	2:25.825	73.29	1.942	11:35:38.088
5 -	1:36.720	47.938	2:24.658 **(3)**	73.88	0.775	11:38:02.746
6 -	***1:36.291***	47.622	2:23.913 **(2)**	74.26	0.030	11:40:26.659

P26 716 C2 Stephen DAVIES (R) — Honda CB500 -

IDEAL LAP TIME : 2:22.524 BEST LAP TIME : 2:22.524 DIFFERENCE : 0.000

LAP	SECTOR 1	SECTOR 2	LAP TIME	MPH	DIFF	TIME OF DAY
1 -		49.422	2:46.686	64.12	24.162	11:28:36.042
2 -	1:36.157	47.991	2:24.148	74.14	1.624	11:31:00.190
3 -	1:35.275	48.125	2:23.400 **(2)**	74.53	0.876	11:33:23.590
4 -	1:35.091	49.141	2:24.232	74.10	1.708	11:35:47.822
5 -	1:36.067	47.641	2:23.708 **(3)**	74.37	1.184	11:38:11.530
6 -	***1:34.966***	***47.558***	***2:22.524*** **(1)**	***74.99***		***11:40:34.054***

P27 155 C1 Paul ADAMS (R) — Honda CB500 - Adams Motor Repairs Ltd

IDEAL LAP TIME : 2:26.111 BEST LAP TIME : 2:26.111 DIFFERENCE : 0.000

LAP	SECTOR 1	SECTOR 2	LAP TIME	MPH	DIFF	TIME OF DAY
1 -		48.620	2:34.805	69.04	8.694	11:28:24.161
2 -	1:38.165	49.393	2:27.558	72.43	1.447	11:30:51.719
3 -	1:37.804	49.654	2:27.458 **(3)**	72.48	1.347	11:33:19.177
4 -	1:39.083	49.259	2:28.342	72.05	2.231	11:35:47.519
5 -	1:37.792	49.494	2:27.286 **(2)**	72.56	1.175	11:38:14.805
6 -	***1:37.677***	***48.434***	***2:26.111*** **(1)**	***73.15***		***11:40:40.916***

P28 500 C1 Lance JORDAN (R) — Honda CB500 -

IDEAL LAP TIME : 2:24.973 BEST LAP TIME : 2:26.160 DIFFERENCE : 1.187

LAP	SECTOR 1	SECTOR 2	LAP TIME	MPH	DIFF	TIME OF DAY
1 -		49.523	2:36.113	68.46	9.953	11:28:25.469
2 -	1:40.440	50.005	2:30.445	71.04	4.285	11:30:55.914
3 -	1:37.200	49.237	2:26.437	72.98	0.277	11:33:22.351
4 -	***1:36.329***	49.831	***2:26.160*** **(1)**	***73.12***		***11:35:48.511***
5 -	1:36.956	49.461	2:26.417 **(3)**	72.99	0.257	11:38:14.928
6 -	1:37.707	***48.644***	2:26.351 **(2)**	73.03	0.191	11:40:41.279

P29 21 C3 Terry THOMPSON (R) — Honda CB500 - TTPlant

IDEAL LAP TIME : 2:23.536 BEST LAP TIME : 2:23.581 DIFFERENCE : 0.045

LAP	SECTOR 1	SECTOR 2	LAP TIME	MPH	DIFF	TIME OF DAY
1 -		48.102	3:14.349	54.99	50.768	11:29:03.705
2 -	1:36.991	***47.854***	2:24.845	73.78	1.264	11:31:28.550
3 -	1:36.089	47.987	2:24.076 **(2)**	74.18	0.495	11:33:52.626
4 -	1:36.236	47.869	2:24.105 **(3)**	74.16	0.524	11:36:16.731
5 -	***1:35.682***	47.899	***2:23.581*** **(1)**	***74.43***		***11:38:40.312***
6 -	1:36.055	48.450	2:24.505	73.96	0.924	11:41:04.817

P30 909 C2 Steven SMITH (R) — Honda CB500 -

IDEAL LAP TIME : 2:32.643 BEST LAP TIME : 2:32.741 DIFFERENCE : 0.098

LAP	SECTOR 1	SECTOR 2	LAP TIME	MPH	DIFF	TIME OF DAY
1 -		52.940	2:46.924	64.02	14.183	11:28:36.280
2 -	1:44.781	52.438	2:37.219	67.98	4.478	11:31:13.499
3 -	1:43.448	***51.406***	2:34.854	69.02	2.113	11:33:48.353
4 -	***1:41.237***	51.504	***2:32.741*** **(1)**	***69.97***		***11:36:21.094***
5 -	1:41.743	51.555	2:33.298 **(3)**	69.72	0.557	11:38:54.392
6 -	1:41.375	51.493	2:32.868 **(2)**	69.91	0.127	11:41:27.260

Weather / Track : Bright / Dry

Snetterton 300: 2.9689 miles
Date: 06/09/2026 Start: 11:25 Finish: 11:39

BMCRC - MRO Championships - Rnd 8 @ Snetterton

Thunderbike 500

RACE 4 - SECTOR ANALYSIS

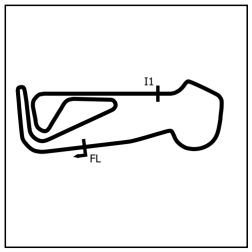

SECTOR 1 = FL to I1, SECTOR 2 = I1 to FL, DIFF = Difference To Personal Best Lap, P = Crossed Finish Line in Pit Lane, D = Time Disallowed

P31 881 C3 Richard VELLLA (R) Honda CB500 - b15 bike n car mot center

IDEAL LAP TIME : 2:35.960 BEST LAP TIME : 2:36.952 DIFFERENCE : 0.992

LAP	SECTOR 1	SECTOR 2	LAP TIME	MPH	DIFF	TIME OF DAY
1 -		52.795	2:46.827	64.06	9.875	11:28:36.183
2 -	1:46.119	52.313	2:38.432 **(3)**	67.46	1.480	11:31:14.615
3 -	1:45.466	***52.291***	2:37.757 **(2)**	67.75	0.805	11:33:52.372
4 -	***1:43.669***	53.283	***2:36.952*** **(1)**	***68.09***		***11:36:29.324***
5 -	1:47.129	53.362	2:40.491	66.59	3.539	11:39:09.815

P32 22 C3 Simon FINCH Honda CB500 -

IDEAL LAP TIME : BEST LAP TIME : DIFFERENCE :

LAP	SECTOR 1	SECTOR 2	LAP TIME	MPH	DIFF	TIME OF DAY
1 -		***47.796***	2:30.312	71.10		11:28:19.668

BMCRC - MRO Championships - Rnd 8 @ Snetterton

Thunderbike 500

RACE 4 - BEST SECTORS

	SECTOR 1		SECTOR 2	
POS	NO	TIME	NO	TIME
1	**332**	**1:27.917**	**16**	**43.297**
2	**24**	**1:28.282**	**332**	**43.311**
3	**16**	**1:28.480**	**24**	**43.376**
4	**23**	**1:29.062**	**66**	**43.878**
5	**66**	**1:29.340**	**62**	**44.468**
6	**62**	**1:29.712**	**23**	**44.485**
7	**11**	**1:30.784**	**75**	**44.998**
8	**75**	**1:30.926**	**7**	**45.113**
9	**505**	**1:31.030**	**713**	**45.186**
10	**7**	**1:31.031**	**11**	**45.221**
11	**26**	**1:31.104**	**26**	**45.294**
12	**713**	**1:31.197**	**217**	**45.664**
13	**25**	**1:31.594**	**185**	**45.668**
14	**626**	**1:31.615**	**505**	**45.676**
15	**84**	**1:31.991**	**84**	**45.699**
16	**906**	**1:32.101**	**76**	**46.032**
17	**217**	**1:32.203**	**626**	**46.041**
18	**76**	**1:32.633**	**30**	**46.405**
19	**185**	**1:32.944**	**25**	**46.447**
20	**30**	**1:33.013**	**906**	**46.740**
21	**82**	**1:33.155**	**82**	**46.763**
22	**42**	**1:33.677**	**42**	**47.101**
23	**80**	**1:34.245**	**80**	**47.376**
24	**56**	**1:34.452**	**77**	**47.391**
25	**716**	**1:34.966**	**56**	**47.429**
26	**21**	**1:35.682**	**716**	**47.558**
27	**77**	**1:36.291**	**22**	**47.796**
28	**500**	**1:36.329**	**21**	**47.854**
29	**155**	**1:37.677**	**155**	**48.434**
30	**909**	**1:41.237**	**500**	**48.644**
31	**881**	**1:43.669**	**909**	**51.406**
32			**881**	**52.291**

IDEAL / BEST COMPARISON

POS	NO	NAME	IDEAL	BEST	DIFF
		PERFECT LAP	**2:11.214**		
1	**332**	LEANING	2:11.228	2:11.228	**0.000**
2	**24**	LEANING	2:11.658	2:11.668	**0.010**
3	**16**	MACRAE	2:11.777	2:11.777	**0.000**
4	**66**	ROUND	2:13.218	2:13.218	**0.000**
5	**23**	KERSHAW	2:13.547	2:13.547	**0.000**
6	**62**	MACRAE	2:14.180	2:14.284	**0.104**
7	**75**	WOODALL	2:15.924	2:16.178	**0.254**
8	**11**	OSBORNE	2:16.005	2:16.136	**0.131**
9	**7**	O'HARA	2:16.144	2:16.405	**0.261**
10	**713**	PATTERSON (R)	2:16.383	2:16.383	**0.000**
11	**26**	DWYER	2:16.398	2:16.398	**0.000**
12	**505**	I'ANSON (R)	2:16.706	2:16.706	**0.000**
13	**626**	HORNER	2:17.656	2:17.656	**0.000**
14	**84**	DELLOW	2:17.690	2:17.798	**0.108**
15	**217**	SIGGINS	2:17.867	2:18.479	**0.612**
16	**25**	JORDAN (R)	2:18.041	2:18.247	**0.206**
17	**185**	SMITH	2:18.612	2:18.695	**0.083**
18	**76**	CARTER	2:18.665	2:18.932	**0.267**
19	**906**	GUYOT (R)	2:18.841	2:19.177	**0.336**
20	**30**	BUTLER (R)	2:19.418	2:19.418	**0.000**
21	**82**	WOLFF	2:19.918	2:19.931	**0.013**
22	**42**	ADORJAN	2:20.778	2:20.908	**0.130**
23	**80**	STACEY	2:21.621	2:21.696	**0.075**
24	**56**	HAMILTON	2:21.881	2:22.129	**0.248**
25	**716**	DAVIES (R)	2:22.524	2:22.524	**0.000**
26	**21**	THOMPSON (R)	2:23.536	2:23.581	**0.045**
27	**77**	DRAKE	2:23.682	2:23.883	**0.201**
28	**500**	JORDAN (R)	2:24.973	2:26.160	**1.187**
29	**155**	ADAMS (R)	2:26.111	2:26.111	**0.000**
30	**909**	SMITH (R)	2:32.643	2:32.741	**0.098**
31	**881**	VELLLA (R)	2:35.960	2:36.952	**0.992**
32	**22**	FINCH			

Weather / Track : Bright / Dry

Snetterton 300: 2.9689 miles
Date: 06/09/2026 Start: 11:25 Finish: 11:39

Results can be found at www.tsl-timing.com

Printed - 11:42 Sunday, 06 September 2026

BMCRC - MRO Championships - Rnd 8 @ Snetterton

Thunderbike 500

RACE 4 - STATISTICS

Competitors Started	32
Planned Start	2026-09-06 @ 10:30:00.000
Actual Start	2026-09-06 @ 11:25:49.355
Finish Time	2026-09-06 @ 11:39:04.105
Track Length	2.9689mi.
Total Laps	186
Total Distance Covered	552.2175mi.

Session Fastest Lap History

NO	CL	NAME	LAP TIME	TIME OF DAY	LAP	VEHICLE
332	C2	**William LEANING**	**2:11.739**	11:30:18.114	2	Honda CB500
332	C2	**William LEANING**	**2:11.453**	11:32:29.567	3	Honda CB500
332	C2	**William LEANING**	**2:11.228**	11:34:40.795	4	Honda CB500

Session Leader History

NO	CL	NAME	FROM LAP	LAPS LED	DISTANCE	VEHICLE
24	C1	**Josh LEANING**	1	1	2.96 miles	Honda CB500
332	C2	**William LEANING**	2	5	14.84 miles	Honda CB500

Flag History

TYPE	TIME OF DAY
GREEN	11:25:49.355
FINISH	11:39:04.105

Flag Statistics

TYPE	COUNT	TOTAL LAPS	TOTAL TIME
Green	1	6	15:44.034
Red	0	0	0.000
Safety Car	0	0	0.000
FCY	0	0	0.000

BMCRC - MRO Championships - Rnd 8 @ Snetterton

Thunderbike 500

RACE 4 - STATISTICS

CLASS : C1

12 Starters

Fastest Lap History

NO	NAME	LAP TIME	TIME OF DAY	LAP	VEHICLE
24	**Josh LEANING**	**2:11.881**	11:30:18.199	2	Honda CB500
24	**Josh LEANING**	**2:11.668**	11:34:42.440	4	Honda CB500

Leader History

NO	NAME	FROM LAP	LAPS LED	DISTANCE	VEHICLE
24	**Josh LEANING**	1	6	17.81 miles	Honda CB500

BMCRC - MRO Championships - Rnd 8 @ Snetterton

Thunderbike 500

RACE 4 - STATISTICS

CLASS : C2

10 Starters

Fastest Lap History

NO	NAME	LAP TIME	TIME OF DAY	LAP	VEHICLE
332	**William LEANING**	**2:11.739**	11:30:18.114	2	Honda CB500
332	**William LEANING**	**2:11.453**	11:32:29.567	3	Honda CB500
332	**William LEANING**	**2:11.228**	11:34:40.795	4	Honda CB500

Leader History

NO	NAME	FROM LAP	LAPS LED	DISTANCE	VEHICLE
332	**William LEANING**	1	6	17.81 miles	Honda CB500

BMCRC - MRO Championships - Rnd 8 @ Snetterton

Thunderbike 500

RACE 4 - STATISTICS

CLASS : C3

10 Starters

Fastest Lap History

NO	NAME	LAP TIME	TIME OF DAY	LAP	VEHICLE
62	**Max MACRAE**	**2:14.719**	11:30:23.859	2	Honda CB500
62	**Max MACRAE**	**2:14.481**	11:34:53.820	4	Honda CB500
62	**Max MACRAE**	**2:14.284**	11:37:08.104	5	Honda CB500

Leader History

NO	NAME	FROM LAP	LAPS LED	DISTANCE	VEHICLE
62	**Max MACRAE**	1	6	17.81 miles	Honda CB500

BMCRC - MRO Championships - Rnd 8 @ Snetterton

Thunderbike 500

RACE 14 - GRID (6 Laps)

ROW 12			35 **79** Lee SILVAIN			34 **261** Liam SILVAIN		
ROW 11		33 **1** Daniel NORTH			2:36.952 32 **881** Richard VELLLA (R)		2:32.741 31 **909** Steven SMITH (R)	
ROW 10	2:26.160 30 **500** Lance JORDAN (R)			29 **22** Simon FINCH		2:26.111 28 **155** Paul ADAMS (R)		
ROW 9		2:23.883 27 **77** Wayne DRAKE			2:23.581 26 **21** Terry THOMPSON (R)		2:22.524 25 **716** Stephen DAVIES (R)	
ROW 8	2:22.129 24 **56** John HAMILTON			2:21.696 23 **80** Rachel STACEY		2:20.908 22 **42** Gary ADORJAN		
ROW 7		2:19.931 21 **82** Jack WOLFF			2:19.418 20 **30** Jordan BUTLER (R)		2:19.177 19 **906** Camille GUYOT (R)	
ROW 6	2:18.932 18 **76** Ian CARTER			2:18.695 17 **185** Mitchell SMITH		2:18.479 16 **217** Martin SIGGINS		
ROW 5		2:18.247 15 **25** Dylan JORDAN (R)			2:17.798 14 **84** Martyn DELLOW		2:17.656 13 **626** Jamie HORNER	
ROW 4	2:16.706 12 **505** Philip I'ANSON (R)			2:16.405 11 **7** Shaun O'HARA		2:16.398 10 **26** Colt DWYER		
ROW 3		2:16.383 9 **713** Tim PATTERSON (R)			2:16.178 8 **75** Peter WOODALL		2:16.136 7 **11** Mark OSBORNE	
ROW 2	2:14.284 6 **62** Max MACRAE			2:13.547 5 **23** Adrian KERSHAW		2:13.218 4 **66** Benjamin ROUND		
ROW 1		2:11.777 3 **16** Luke MACRAE			2:11.668 2 **24** Josh LEANING		2:11.228 1 **332** William LEANING	

Pole

These results are provisional until the conclusion of any judicial and technical matters.

Snetterton 300: 2.9689 miles

Clerk Of Course: Den Grant / Caroline Patterson	Timekeeper: Richard Evans	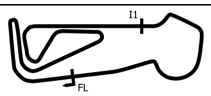

Results can be found at www.tsl-timing.com

Printed - 11:44 Sunday, 06 September 2026



BMCRC - MRO Championships - Rnd 8 @ Snetterton

Thunderbike 500

RACE 14 - CLASSIFICATION

Race Distance: 5 Laps / 14.84 miles

POS	NO	CL	PIC	NAME	ENTRY	LAPS	TIME	GAP	DIFF	MPH	BEST	ON	GRD	↑↓
1	**24**	C1	1	**Josh LEANING**	Honda CB500 - Shane brocklehurst transport	**5**	11:01.760			80.75	**2:10.905**	3	2	1
2	**332**	C2	1	**William LEANING**	Honda CB500 -	**5**	11:01.777	**0.017**	0.017	80.75	**2:11.174**	5	1	-1
3	**16**	C2	2	**Luke MACRAE**	Honda CB500 - Helmet City Northlands Fencing	**5**	11:12.035	**10.275**	10.258	79.52	**2:12.628**	2	3	0
4	**62**	C3	1	**Max MACRAE**	Honda CB500 - MacRae Racing	**5**	11:20.854	**19.094**	8.819	78.49	**2:14.829**	5	6	2
5	**66**	C1	2	**Benjamin ROUND**	Honda CB500 -	**5**	11:21.239	**19.479**	0.385	78.44	**2:14.754**	4	4	-1
6	**7**	C2	3	**Shaun O'HARA**	Honda CB500 - Advanced Vehicle Alarms	**5**	11:31.704	**29.944**	10.465	77.25	**2:16.960**	2	11	5
7	**11**	C1	3	**Mark OSBORNE**	Honda CB500 - PAL driving school	**5**	11:31.825	**30.065**	0.121	77.24	**2:16.968**	3	7	0
8	**75**	C2	4	**Peter WOODALL**	Honda CB500 - RevdCoin	**5**	11:31.954	**30.194**	0.129	77.23	**2:16.840**	2	8	0
9	**505**	C2	5	**Philip I'ANSON (R)**	Honda CB500 - HG Heat	**5**	11:32.173	**30.413**	0.219	77.20	**2:16.690**	2	12	3
10	**26**	C3	2	**Colt DWYER**	Honda CB500 - Regal Aluminium	**5**	11:32.332	**30.572**	0.159	77.18	**2:16.160**	4	10	0
11	**713**	C3	3	**Tim PATTERSON (R)**	Honda CB500 - York motorbikes	**5**	11:32.670	**30.910**	0.338	77.15	**2:16.487**	4	9	-2
12	**84**	C1	4	**Martyn DELLOW**	Honda CB500 - Kirdford Shotblasting	**5**	11:35.996	**34.236**	3.326	76.78	**2:16.851**	4	14	2
13	**25**	C1	5	**Dylan JORDAN (R)**	Honda CB500 -	**5**	11:46.663	**44.903**	10.667	75.62	**2:19.581**	4	15	2
14	**23**	C1	6	**Adrian KERSHAW**	Honda CB500 - ADK Racing	**5**	11:48.256	**46.496**	1.593	75.45	**2:15.198**	2	5	-9
15	**82**	C3	4	**Jack WOLFF**	Honda CB500 -	**5**	11:52.104	**50.344**	3.848	75.04	**2:19.764**	4	21	6
16	**42**	C3	5	**Gary ADORJAN**	Honda CB500 - Hippo Racing	**5**	11:53.415	**51.655**	1.311	74.90	**2:20.585**	2	22	6
17	**716**	C2	6	**Stephen DAVIES (R)**	Honda CB500 -	**5**	11:54.357	**52.597**	0.942	74.80	**2:21.206**	2	25	8
18	**76**	C3	6	**Ian CARTER**	Honda CB500 - ATO Racing + Moyes investments	**5**	11:54.799	**53.039**	0.442	74.76	**2:20.839**	3	18	0
19	**906**	C1	7	**Camille GUYOT (R)**	Honda CB500 -	**5**	11:55.704	**53.944**	0.905	74.66	**2:20.269**	2	19	0
20	**80**	C1	8	**Rachel STACEY**	Honda CB500 - ATO Racing	**5**	12:01.607	**59.847**	5.903	74.05	**2:22.130**	2	23	3
21	**56**	C2	7	**John HAMILTON**	Honda CB500 - Team Charlie Webster	**5**	12:02.187	**1:00.427**	0.580	73.99	**2:22.336**	4	24	3
22	**77**	C1	9	**Wayne DRAKE**	Honda CB500 - None	**5**	12:10.989	**1:09.229**	8.802	73.10	**2:23.284**	4	27	5
23	**21**	C3	7	**Terry THOMPSON (R)**	Honda CB500 - TTPlant	**5**	12:11.466	**1:09.706**	0.477	73.05	**2:23.014**	5	26	3
24	**155**	C1	10	**Paul ADAMS (R)**	Honda CB500 - Adams Motor Repairs Ltd	**5**	12:12.556	**1:10.796**	1.090	72.95	**2:23.775**	5	28	4
25	**500**	C1	11	**Lance JORDAN (R)**	Honda CB500 -	**4**	10:04.587	**1 Lap**	1 Lap	70.71	**2:28.176**	3	30	5
26	**909**	C2	8	**Steven SMITH (R)**	Honda CB500 -	**4**	10:22.729	**1 Lap**	18.142	68.65	**2:33.065**	3	31	5
27	**881**	C3	8	**Richard VELLA (R)**	Honda CB500 - b15 bike n car mot center	**4**	10:38.840	**1 Lap**	16.111	66.92	**2:37.444**	4	32	5
					NOT CLASSIFIED									
DNF	**185**	C1		**Mitchell SMITH**	Honda CB500 -	**5**	11:47.190	**45.430**	0.000	75.56	**2:19.128**	3	17	
DNF	**217**	C2		**Martin SIGGINS**	Honda CB500 - Siggins Property Services	**4**	9:38.137	**1 Lap**	1 Lap	73.94	**2:21.309**	4	16	

FASTEST LAP

24	C1	**Josh LEANING**	Honda CB500 - Shane brocklehurst transport	**3**	2:10.905	81.64 mph	131.39 kph
332	C2	**William LEANING**	Honda CB500 -	**5**	2:11.174	81.48 mph	131.12 kph
62	C3	**Max MACRAE**	Honda CB500 - MacRae Racing	**5**	2:14.829	79.27 mph	127.57 kph

Class C1 - 92.5% of Race Speed = 74.69 mph
Class C2 - 92.5% of Race Speed = 74.69 mph
Class C3 - 92.5% of Race Speed = 72.60 mph

Red Flag (end of session): 15:54

Weather / Track : Bright / Dry
These results are provisional until the conclusion of any judicial and technical matters.

Date: 06/09/2026 Start: 15:41 Finish: 15:51
Snetterton 300: 2.9689 miles

Clerk Of Course: Den Grant / Caroline Patterson	Timekeeper: Richard Evans	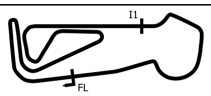

Results can be found at www.tsl-timing.com

Printed - 15:57 Sunday, 06 September 2026

BMCRC - MRO Championships - Rnd 8 @ Snetterton

Thunderbike 500

RACE 14 - LAP CHART

LAP 1	@ 15:44:07.224	
NO	BEHIND	LAP TIME
24		2:16.766
332	0.024	2:16.790
16	0.529	2:17.295
66	3.707	2:20.473
62	3.831	2:20.597
23	4.269	2:21.035
75	5.667	2:22.433
7	5.779	2:22.545
11	5.811	2:22.577
505	6.556	2:23.322
26	7.263	2:24.029
713	7.479	2:24.245
84	8.420	2:25.186
217	9.190	2:25.956
25	9.953	2:26.719
906	11.362	2:28.128
716	11.577	2:28.343
185	11.621	2:28.387
76	12.453	2:29.219
42	12.787	2:29.553
82	13.015	2:29.781
56	13.839	2:30.605
80	14.048	2:30.814
155	16.619	2:33.385
77	16.692	2:33.458
21	17.267	2:34.033
500	20.029	2:36.795
909	24.431	2:41.197
881	28.076	2:44.842

LAP 2	@ 15:46:18.523	
NO	BEHIND	LAP TIME
332		2:11.275
24	0.480	2:11.779
16	1.858	2:12.628
62	7.842	2:15.310
23	8.168	2:15.198
66	8.175	2:15.767
75	11.208	2:16.840
7	11.440	2:16.960
11	11.510	2:16.998
505	11.947	2:16.690
26	13.372	2:17.408
713	14.013	2:17.833
84	14.550	2:17.429
25	18.684	2:20.030
906	20.332	2:20.269
185	20.359	2:20.037
716	21.484	2:21.206
42	22.073	2:20.585
76	22.096	2:20.942
82	22.554	2:20.838
80	24.879	2:22.130
217	25.222	2:27.331
56	25.418	2:22.878
155	30.458	2:25.138
77	31.208	2:25.815
21	31.515	2:25.547
500	39.272	2:30.542
909	47.386	2:34.254
881	55.619	2:38.842

LAP 3	@ 15:48:29.880	
NO	BEHIND	LAP TIME
332		2:11.357
24	0.028	2:10.905
16	4.603	2:14.102
62	11.506	2:15.021
66	11.817	2:14.999
11	17.121	2:16.968
75	17.220	2:17.369
7	17.286	2:17.203
505	18.075	2:17.485
713	19.548	2:16.892
26	19.631	2:17.616
84	21.325	2:18.132
23	21.941	2:25.130
25	27.372	2:20.045
185	28.130	2:19.128
906	29.875	2:20.900
716	31.510	2:21.383
76	31.578	2:20.839
82	32.054	2:20.857
42	32.223	2:21.507
80	35.703	2:22.181
217	37.406	2:23.541
56	37.561	2:23.500
77	43.806	2:23.955
155	44.734	2:25.633
21	45.216	2:25.058
500	56.091	2:28.176
909	1:09.094	2:33.065
881	1:21.974	2:37.712

LAP 4	@ 15:50:41.031	
NO	BEHIND	LAP TIME
24		2:11.123
332	0.030	2:11.181
16	7.837	2:14.385
66	15.420	2:14.754
62	15.452	2:15.097
7	23.361	2:17.226
11	23.371	2:17.401
75	23.580	2:17.511
505	24.087	2:17.163
26	24.640	2:16.160
713	24.884	2:16.487
84	27.025	2:16.851
23	34.255	2:23.465
25	35.802	2:19.581
185	36.123	2:19.144
906	40.411	2:21.687
82	40.667	2:19.764
716	41.627	2:21.268
76	42.014	2:21.587
42	42.139	2:21.067
80	47.563	2:23.011
217	47.564	2:21.309
56	48.746	2:22.336
77	55.939	2:23.284
21	57.879	2:23.814
155	58.208	2:24.625
500	1:14.014	2:29.074
909	1:32.156	2:34.213
881	1:48.267	2:37.444

LAP 5	@ 15:52:52.218	
NO	BEHIND	LAP TIME
24		2:11.187
332	0.017	2:11.174
16	10.275	2:13.625
62	19.094	2:14.829
66	19.479	2:15.246
7	29.944	2:17.770
11	30.065	2:17.881
75	30.194	2:17.801
505	30.413	2:17.513
26	30.572	2:17.119
713	30.910	2:17.213
84	34.236	2:18.398
25	44.903	2:20.288
185	45.430	2:20.494
23	46.496	2:23.428
82	50.344	2:20.864
42	51.655	2:20.703
716	52.597	2:22.157
76	53.039	2:22.212
906	53.944	2:24.720
80	59.847	2:23.471
56	1:00.427	2:22.868
77	1:09.229	2:24.477
21	1:09.706	2:23.014
155	1:10.796	2:23.775

Weather / Track : Bright / Dry

Snetterton 300: 2.9689 miles
Date: 06/09/2026 Start: 15:41 Finish: 15:51

Results can be found at www.tsl-timing.com

Printed - 15:58 Sunday, 06 September 2026

BMCRC - MRO Championships - Rnd 8 @ Snetterton

Thunderbike 500

RACE 14 - POSITION CHART

No	Name	Lap Pos	1	2	3	4	5
332	LEANING	1	24	332	332	24	24
24	LEANING	2	332	24	24	332	332
16	MACRAE	3	16	16	16	16	16
66	ROUND	4	66	62	62	66	62
23	KERSHAW	5	62	23	66	62	66
62	MACRAE	6	23	66	11	7	7
11	OSBORNE	7	75	75	75	11	11
75	WOODALL	8	7	7	7	75	75
713	PATTERSON (R)	9	11	11	505	505	505
26	DWYER	10	505	505	713	26	26
7	O'HARA	11	26	26	26	713	713
505	I'ANSON (R)	12	713	713	84	84	84
84	DELLOW	13	84	84	23	23	25
25	JORDAN (R)	14	217	25	25	25	185
217	SIGGINS	15	25	906	185	185	23
185	SMITH	16	906	185	906	906	82
76	CARTER	17	716	716	716	82	42
906	GUYOT (R)	18	185	42	76	716	716
82	WOLFF	19	76	76	82	76	76
42	ADORJAN	20	42	82	42	42	906
80	STACEY	21	82	80	80	80	80
56	HAMILTON	22	56	217	217	217	56
716	DAVIES (R)	23	80	56	56	56	77
21	THOMPSON (R)	24	155	155	77	77	21
77	DRAKE	25	77	77	155	21	155
155	ADAMS (R)	26	21	21	21	155	
500	JORDAN (R)	27	500	500	500	500	
909	SMITH (R)	28	909	909	909	909	
881	VELLA (R)	29	881	881	881	881	

Weather / Track : Bright / Dry

Snetterton 300: 2.9689 miles
Date: 06/09/2026 Start: 15:41 Finish: 15:51

Results can be found at www.tsl-timing.com

Printed - 15:58 Sunday, 06 September 2026

BMCRC - MRO Championships - Rnd 8 @ Snetterton

Thunderbike 500

RACE 14 - SECTOR ANALYSIS

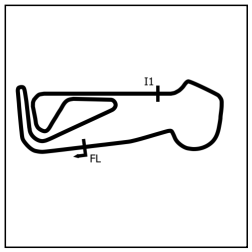

SECTOR 1 = FL to I1, SECTOR 2 = I1 to FL, DIFF = Difference To Personal Best Lap, P = Crossed Finish Line in Pit Lane, D = Time Disallowed

P1 24 C1 Josh LEANING

Honda CB500 - Shane brocklehurst transport

IDEAL LAP TIME : 2:10.802 BEST LAP TIME : 2:10.905 DIFFERENCE : 0.103

LAP	SECTOR 1	SECTOR 2	LAP TIME		MPH	DIFF	TIME OF DAY
1 -		43.268	2:16.766		78.14	5.861	15:44:07.224
2 -	1:28.184	43.595	2:11.779		81.10	0.874	15:46:19.003
3 -	1:27.922	***42.983***	***2:10.905***	**(1)**	***81.64***		***15:48:29.908***
4 -	***1:27.819***	43.304	2:11.123	**(2)**	81.51	0.218	15:50:41.031
5 -	1:27.885	43.302	2:11.187	**(3)**	81.47	0.282	15:52:52.218

P2 332 C2 William LEANING

Honda CB500 -

IDEAL LAP TIME : 2:11.085 BEST LAP TIME : 2:11.174 DIFFERENCE : 0.089

LAP	SECTOR 1	SECTOR 2	LAP TIME		MPH	DIFF	TIME OF DAY
1 -		***43.251***	2:16.790		78.13	5.616	15:44:07.248
2 -	1:27.971	43.304	2:11.275	**(3)**	81.41	0.101	15:46:18.523
3 -	1:28.006	43.351	2:11.357		81.36	0.183	15:48:29.880
4 -	1:27.843	43.338	2:11.181	**(2)**	81.47	0.007	15:50:41.061
5 -	***1:27.834***	43.340	***2:11.174***	**(1)**	***81.48***		***15:52:52.235***

P3 16 C2 Luke MACRAE

Honda CB500 - Helmet City Northlands Fencing

IDEAL LAP TIME : 2:12.350 BEST LAP TIME : 2:12.628 DIFFERENCE : 0.278

LAP	SECTOR 1	SECTOR 2	LAP TIME		MPH	DIFF	TIME OF DAY
1 -		***43.598***	2:17.295		77.84	4.667	15:44:07.753
2 -	***1:28.752***	43.876	***2:12.628***	**(1)**	***80.58***		***15:46:20.381***
3 -	1:29.757	44.345	2:14.102	**(3)**	79.70	1.474	15:48:34.483
4 -	1:29.915	44.470	2:14.385		79.53	1.757	15:50:48.868
5 -	1:29.356	44.269	2:13.625	**(2)**	79.98	0.997	15:53:02.493

P4 62 C3 Max MACRAE

Honda CB500 - MacRae Racing

IDEAL LAP TIME : 2:14.652 BEST LAP TIME : 2:14.829 DIFFERENCE : 0.177

LAP	SECTOR 1	SECTOR 2	LAP TIME		MPH	DIFF	TIME OF DAY
1 -		***44.586***	2:20.597		76.01	5.768	15:44:11.055
2 -	1:30.339	44.971	2:15.310		78.98	0.481	15:46:26.365
3 -	1:30.236	44.785	2:15.021	**(2)**	79.15	0.192	15:48:41.386
4 -	1:30.353	44.744	2:15.097	**(3)**	79.11	0.268	15:50:56.483
5 -	***1:30.066***	44.763	***2:14.829***	**(1)**	***79.27***		***15:53:11.312***

P5 66 C1 Benjamin ROUND

Honda CB500 -

IDEAL LAP TIME : 2:14.600 BEST LAP TIME : 2:14.754 DIFFERENCE : 0.154

LAP	SECTOR 1	SECTOR 2	LAP TIME		MPH	DIFF	TIME OF DAY
1 -		45.154	2:20.473		76.08	5.719	15:44:10.931
2 -	1:30.600	45.167	2:15.767		78.72	1.013	15:46:26.698
3 -	1:30.516	***44.483***	2:14.999	**(2)**	79.17	0.245	15:48:41.697
4 -	***1:30.117***	44.637	***2:14.754***	**(1)**	***79.31***		***15:50:56.451***
5 -	1:30.707	44.539	2:15.246	**(3)**	79.02	0.492	15:53:11.697

P6 7 C2 Shaun O'HARA

Honda CB500 - Advanced Vehicle Alarms

IDEAL LAP TIME : 2:16.451 BEST LAP TIME : 2:16.960 DIFFERENCE : 0.509

LAP	SECTOR 1	SECTOR 2	LAP TIME		MPH	DIFF	TIME OF DAY
1 -		***44.859***	2:22.545		74.98	5.585	15:44:13.003
2 -	***1:31.592***	45.368	***2:16.960***	**(1)**	***78.03***		***15:46:29.963***
3 -	1:31.984	45.219	2:17.203	**(2)**	77.89	0.243	15:48:47.166
4 -	1:31.779	45.447	2:17.226	**(3)**	77.88	0.266	15:51:04.392
5 -	1:31.985	45.785	2:17.770		77.57	0.810	15:53:22.162

Weather / Track : Bright / Dry

Snetterton 300: 2.9689 miles
Date: 06/09/2026 Start: 15:41 Finish: 15:51

BMCRC - MRO Championships - Rnd 8 @ Snetterton

Thunderbike 500

RACE 14 - SECTOR ANALYSIS

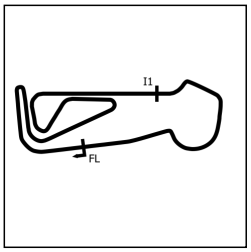

SECTOR 1 = FL to I1, SECTOR 2 = I1 to FL, DIFF = Difference To Personal Best Lap, P = Crossed Finish Line in Pit Lane, D = Time Disallowed

P7 11 C1 Mark OSBORNE — Honda CB500 - PAL driving school

IDEAL LAP TIME : 2:16.906 BEST LAP TIME : 2:16.968 DIFFERENCE : 0.062

LAP	SECTOR 1	SECTOR 2	LAP TIME		MPH	DIFF	TIME OF DAY
1 -		45.623	2:22.577		74.96	5.609	15:44:13.035
2 -	***1:31.616***	45.382	2:16.998	**(2)**	78.01	0.030	15:46:30.033
3 -	1:31.678	***45.290***	***2:16.968***	**(1)**	***78.03***		***15:48:47.001***
4 -	1:31.914	45.487	2:17.401	**(3)**	77.78	0.433	15:51:04.402
5 -	1:31.961	45.920	2:17.881		77.51	0.913	15:53:22.283

P8 75 C2 Peter WOODALL — Honda CB500 - RevdCoin

IDEAL LAP TIME : 2:16.658 BEST LAP TIME : 2:16.840 DIFFERENCE : 0.182

LAP	SECTOR 1	SECTOR 2	LAP TIME		MPH	DIFF	TIME OF DAY
1 -		***45.236***	2:22.433		75.03	5.593	15:44:12.891
2 -	***1:31.422***	45.418	***2:16.840***	**(1)**	***78.10***		***15:46:29.731***
3 -	1:31.971	45.398	2:17.369	**(2)**	77.80	0.529	15:48:47.100
4 -	1:31.838	45.673	2:17.511	**(3)**	77.72	0.671	15:51:04.611
5 -	1:31.945	45.856	2:17.801		77.56	0.961	15:53:22.412

P9 505 C2 Philip l'ANSON (R) — Honda CB500 - HG Heat

IDEAL LAP TIME : 2:16.531 BEST LAP TIME : 2:16.690 DIFFERENCE : 0.159

LAP	SECTOR 1	SECTOR 2	LAP TIME		MPH	DIFF	TIME OF DAY
1 -		***45.282***	2:23.322		74.57	6.632	15:44:13.780
2 -	***1:31.249***	45.441	***2:16.690***	**(1)**	***78.19***		***15:46:30.470***
3 -	1:31.806	45.679	2:17.485	**(3)**	77.73	0.795	15:48:47.955
4 -	1:31.394	45.769	2:17.163	**(2)**	77.92	0.473	15:51:05.118
5 -	1:31.922	45.591	2:17.513		77.72	0.823	15:53:22.631

P10 26 C3 Colt DWYER — Honda CB500 - Regal Aluminium

IDEAL LAP TIME : 2:16.160 BEST LAP TIME : 2:16.160 DIFFERENCE : 0.000

LAP	SECTOR 1	SECTOR 2	LAP TIME		MPH	DIFF	TIME OF DAY
1 -		45.309	2:24.029		74.20	7.869	15:44:14.487
2 -	1:31.955	45.453	2:17.408	**(3)**	77.78	1.248	15:46:31.895
3 -	1:32.039	45.577	2:17.616		77.66	1.456	15:48:49.511
4 -	***1:31.071***	***45.089***	***2:16.160***	**(1)**	***78.49***		***15:51:05.671***
5 -	1:31.371	45.748	2:17.119	**(2)**	77.94	0.959	15:53:22.790

P11 713 C3 Tim PATTERSON (R) — Honda CB500 - York motorbikes

IDEAL LAP TIME : 2:16.449 BEST LAP TIME : 2:16.487 DIFFERENCE : 0.038

LAP	SECTOR 1	SECTOR 2	LAP TIME		MPH	DIFF	TIME OF DAY
1 -		45.278	2:24.245		74.09	7.758	15:44:14.703
2 -	1:32.725	45.108	2:17.833		77.54	1.346	15:46:32.536
3 -	***1:31.529***	45.363	2:16.892	**(2)**	78.07	0.405	15:48:49.428
4 -	1:31.567	***44.920***	***2:16.487***	**(1)**	***78.30***		***15:51:05.915***
5 -	1:31.541	45.672	2:17.213	**(3)**	77.89	0.726	15:53:23.128

P12 84 C1 Martyn DELLOW — Honda CB500 - Kirdford Shotblasting

IDEAL LAP TIME : 2:16.847 BEST LAP TIME : 2:16.851 DIFFERENCE : 0.004

LAP	SECTOR 1	SECTOR 2	LAP TIME		MPH	DIFF	TIME OF DAY
1 -		***45.342***	2:25.186		73.61	8.335	15:44:15.644
2 -	1:32.034	45.395	2:17.429	**(2)**	77.77	0.578	15:46:33.073
3 -	1:31.748	46.384	2:18.132	**(3)**	77.37	1.281	15:48:51.205
4 -	***1:31.505***	45.346	***2:16.851***	**(1)**	***78.10***		***15:51:08.056***
5 -	1:32.671	45.727	2:18.398		77.22	1.547	15:53:26.454

BMCRC - MRO Championships - Rnd 8 @ Snetterton

Thunderbike 500

RACE 14 - SECTOR ANALYSIS

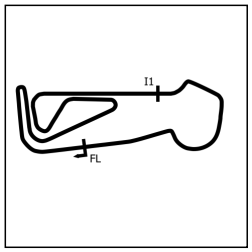

SECTOR 1 = FL to I1, SECTOR 2 = I1 to FL, DIFF = Difference To Personal Best Lap, P = Crossed Finish Line in Pit Lane, D = Time Disallowed

P13 25 C1 Dylan JORDAN (R) Honda CB500 -

IDEAL LAP TIME : 2:19.454 BEST LAP TIME : 2:19.581 DIFFERENCE : 0.127

LAP	SECTOR 1	SECTOR 2	LAP TIME		MPH	DIFF	TIME OF DAY
1 -		***46.720***	2:26.719		72.84	7.138	15:44:17.177
2 -	1:32.769	47.261	2:20.030	**(2)**	76.32	0.449	15:46:37.207
3 -	1:33.171	46.874	2:20.045	**(3)**	76.31	0.464	15:48:57.252
4 -	***1:32.734***	46.847	***2:19.581***	**(1)**	***76.57***		***15:51:16.833***
5 -	1:33.403	46.885	2:20.288		76.18	0.707	15:53:37.121

P14 23 C1 Adrian KERSHAW Honda CB500 - ADK Racing

IDEAL LAP TIME : 2:14.722 BEST LAP TIME : 2:15.198 DIFFERENCE : 0.476

LAP	SECTOR 1	SECTOR 2	LAP TIME		MPH	DIFF	TIME OF DAY
1 -		***44.877***	2:21.035		75.78	5.837	15:44:11.493
2 -	***1:29.845***	45.353	***2:15.198***	**(1)**	***79.05***		***15:46:26.691***
3 -	1:37.333	47.797	2:25.130		73.64	9.932	15:48:51.821
4 -	1:34.932	48.533	2:23.465	**(3)**	74.49	8.267	15:51:15.286
5 -	1:35.220	48.208	2:23.428	**(2)**	74.51	8.230	15:53:38.714

P15 82 C3 Jack WOLFF Honda CB500 -

IDEAL LAP TIME : 2:19.764 BEST LAP TIME : 2:19.764 DIFFERENCE : 0.000

LAP	SECTOR 1	SECTOR 2	LAP TIME		MPH	DIFF	TIME OF DAY
1 -		46.988	2:29.781		71.35	10.017	15:44:20.239
2 -	1:33.516	47.322	2:20.838	**(2)**	75.88	1.074	15:46:41.077
3 -	1:33.477	47.380	2:20.857	**(3)**	75.87	1.093	15:49:01.934
4 -	***1:33.120***	***46.644***	***2:19.764***	**(1)**	***76.47***		***15:51:21.698***
5 -	1:34.129	46.735	2:20.864		75.87	1.100	15:53:42.562

P16 42 C3 Gary ADORJAN Honda CB500 - Hippo Racing

IDEAL LAP TIME : 2:19.975 BEST LAP TIME : 2:20.585 DIFFERENCE : 0.610

LAP	SECTOR 1	SECTOR 2	LAP TIME		MPH	DIFF	TIME OF DAY
1 -		47.480	2:29.553		71.46	8.968	15:44:20.011
2 -	***1:33.459***	47.126	***2:20.585***	**(1)**	***76.02***		***15:46:40.596***
3 -	1:33.937	47.570	2:21.507		75.53	0.922	15:49:02.103
4 -	1:33.757	47.310	2:21.067	**(3)**	75.76	0.482	15:51:23.170
5 -	1:34.187	***46.516***	2:20.703	**(2)**	75.96	0.118	15:53:43.873

P17 716 C2 Stephen DAVIES (R) Honda CB500 -

IDEAL LAP TIME : 2:20.553 BEST LAP TIME : 2:21.206 DIFFERENCE : 0.653

LAP	SECTOR 1	SECTOR 2	LAP TIME		MPH	DIFF	TIME OF DAY
1 -		***47.162***	2:28.343		72.04	7.137	15:44:18.801
2 -	***1:33.391***	47.815	***2:21.206***	**(1)**	***75.69***		***15:46:40.007***
3 -	1:33.732	47.651	2:21.383	**(3)**	75.59	0.177	15:49:01.390
4 -	1:33.785	47.483	2:21.268	**(2)**	75.65	0.062	15:51:22.658
5 -	1:34.731	47.426	2:22.157		75.18	0.951	15:53:44.815

P18 76 C3 Ian CARTER Honda CB500 - ATO Racing + Moyes investments

IDEAL LAP TIME : 2:20.626 BEST LAP TIME : 2:20.839 DIFFERENCE : 0.213

LAP	SECTOR 1	SECTOR 2	LAP TIME		MPH	DIFF	TIME OF DAY
1 -		***47.387***	2:29.219		71.62	8.380	15:44:19.677
2 -	1:33.480	47.462	2:20.942	**(2)**	75.83	0.103	15:46:40.619
3 -	***1:33.239***	47.600	***2:20.839***	**(1)**	***75.88***		***15:49:01.458***
4 -	1:33.828	47.759	2:21.587	**(3)**	75.48	0.748	15:51:23.045
5 -	1:34.537	47.675	2:22.212		75.15	1.373	15:53:45.257

BMCRC - MRO Championships - Rnd 8 @ Snetterton

Thunderbike 500

RACE 14 - SECTOR ANALYSIS

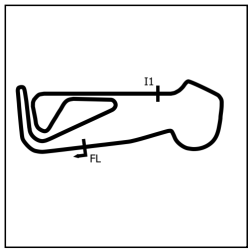

SECTOR 1 = FL to I1, SECTOR 2 = I1 to FL, DIFF = Difference To Personal Best Lap, P = Crossed Finish Line in Pit Lane, D = Time Disallowed

P19 906 C1 Camille GUYOT (R) Honda CB500 -

IDEAL LAP TIME : 2:20.269 BEST LAP TIME : 2:20.269 DIFFERENCE : 0.000

LAP	SECTOR 1	SECTOR 2	LAP TIME	MPH	DIFF	TIME OF DAY
1 -		47.367	2:28.128	72.15	7.859	15:44:18.586
2 -	***1:33.194***	***47.075***	***2:20.269 (1)***	***76.19***		***15:46:38.855***
3 -	1:33.608	47.292	2:20.900 **(2)**	75.85	0.631	15:48:59.755
4 -	1:33.822	47.865	2:21.687 **(3)**	75.43	1.418	15:51:21.442
5 -	1:37.062	47.658	2:24.720	73.85	4.451	15:53:46.162

P20 80 C1 Rachel STACEY Honda CB500 - ATO Racing

IDEAL LAP TIME : 2:21.469 BEST LAP TIME : 2:22.130 DIFFERENCE : 0.661

LAP	SECTOR 1	SECTOR 2	LAP TIME	MPH	DIFF	TIME OF DAY
1 -		47.377	2:30.814	70.86	8.684	15:44:21.272
2 -	***1:34.404***	47.726	***2:22.130 (1)***	***75.19***		***15:46:43.402***
3 -	1:35.116	***47.065***	2:22.181 **(2)**	75.17	0.051	15:49:05.583
4 -	1:35.286	47.725	2:23.011 **(3)**	74.73	0.881	15:51:28.594
5 -	1:35.841	47.630	2:23.471	74.49	1.341	15:53:52.065

P21 56 C2 John HAMILTON Honda CB500 - Team Charlie Webster

IDEAL LAP TIME : 2:22.166 BEST LAP TIME : 2:22.336 DIFFERENCE : 0.170

LAP	SECTOR 1	SECTOR 2	LAP TIME	MPH	DIFF	TIME OF DAY
1 -		***47.454***	2:30.605	70.96	8.269	15:44:21.063
2 -	1:35.170	47.708	2:22.878 **(3)**	74.80	0.542	15:46:43.941
3 -	1:34.854	48.646	2:23.500	74.48	1.164	15:49:07.441
4 -	***1:34.712***	47.624	***2:22.336 (1)***	***75.09***		***15:51:29.777***
5 -	1:34.781	48.087	2:22.868 **(2)**	74.81	0.532	15:53:52.645

P22 77 C1 Wayne DRAKE Honda CB500 - None

IDEAL LAP TIME : 2:23.104 BEST LAP TIME : 2:23.284 DIFFERENCE : 0.180

LAP	SECTOR 1	SECTOR 2	LAP TIME	MPH	DIFF	TIME OF DAY
1 -		48.522	2:33.458	69.64	10.174	15:44:23.916
2 -	1:36.272	49.543	2:25.815	73.29	2.531	15:46:49.731
3 -	1:36.328	***47.627***	2:23.955 **(2)**	74.24	0.671	15:49:13.686
4 -	***1:35.477***	47.807	***2:23.284 (1)***	***74.59***		***15:51:36.970***
5 -	1:36.534	47.943	2:24.477 **(3)**	73.97	1.193	15:54:01.447

P23 21 C3 Terry THOMPSON (R) Honda CB500 - TTPlant

IDEAL LAP TIME : 2:22.925 BEST LAP TIME : 2:23.014 DIFFERENCE : 0.089

LAP	SECTOR 1	SECTOR 2	LAP TIME	MPH	DIFF	TIME OF DAY
1 -		***47.961***	2:34.033	69.38	11.019	15:44:24.491
2 -	1:36.059	49.488	2:25.547	73.43	2.533	15:46:50.038
3 -	1:36.447	48.611	2:25.058 **(3)**	73.68	2.044	15:49:15.096
4 -	1:35.786	48.028	2:23.814 **(2)**	74.31	0.800	15:51:38.910
5 -	***1:34.964***	48.050	***2:23.014 (1)***	***74.73***		***15:54:01.924***

P24 155 C1 Paul ADAMS (R) Honda CB500 - Adams Motor Repairs Ltd

IDEAL LAP TIME : 2:23.775 BEST LAP TIME : 2:23.775 DIFFERENCE : 0.000

LAP	SECTOR 1	SECTOR 2	LAP TIME	MPH	DIFF	TIME OF DAY
1 -		48.754	2:33.385	69.68	9.610	15:44:23.843
2 -	1:36.333	48.805	2:25.138 **(3)**	73.64	1.363	15:46:48.981
3 -	1:37.214	48.419	2:25.633	73.39	1.858	15:49:14.614
4 -	1:35.889	48.736	2:24.625 **(2)**	73.90	0.850	15:51:39.239
5 -	***1:35.644***	***48.131***	***2:23.775 (1)***	***74.33***		***15:54:03.014***

BMCRC - MRO Championships - Rnd 8 @ Snetterton

Thunderbike 500

RACE 14 - SECTOR ANALYSIS

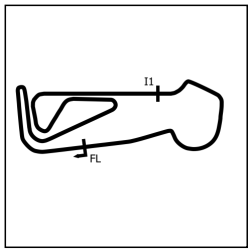

SECTOR 1 = FL to I1, SECTOR 2 = I1 to FL, DIFF = Difference To Personal Best Lap, P = Crossed Finish Line in Pit Lane, D = Time Disallowed

P25 500 C1 Lance JORDAN (R) Honda CB500 -

IDEAL LAP TIME : 2:28.172 BEST LAP TIME : 2:28.176 DIFFERENCE : 0.004

LAP	SECTOR 1	SECTOR 2	LAP TIME		MPH	DIFF	TIME OF DAY
1 -		50.481	2:36.795		68.16	8.619	15:44:27.253
2 -	1:39.528	51.014	2:30.542	(3)	70.99	2.366	15:46:57.795
3 -	1:38.325	***49.851***	***2:28.176***	(1)	***72.13***		***15:49:25.971***
4 -	***1:38.321***	50.753	2:29.074	(2)	71.69	0.898	15:51:55.045

P26 909 C2 Steven SMITH (R) Honda CB500 -

IDEAL LAP TIME : 2:32.815 BEST LAP TIME : 2:33.065 DIFFERENCE : 0.250

LAP	SECTOR 1	SECTOR 2	LAP TIME		MPH	DIFF	TIME OF DAY
1 -		***51.823***	2:41.197		66.30	8.132	15:44:31.655
2 -	1:41.973	52.281	2:34.254	(3)	69.28	1.189	15:47:05.909
3 -	***1:40.992***	52.073	***2:33.065***	(1)	***69.82***		***15:49:38.974***
4 -	1:41.718	52.495	2:34.213	(2)	69.30	1.148	15:52:13.187

P27 881 C3 Richard VELLA (R) Honda CB500 - b15 bike n car mot center

IDEAL LAP TIME : 2:37.444 BEST LAP TIME : 2:37.444 DIFFERENCE : 0.000

LAP	SECTOR 1	SECTOR 2	LAP TIME		MPH	DIFF	TIME OF DAY
1 -		53.097	2:44.842		64.83	7.398	15:44:35.300
2 -	1:45.194	53.648	2:38.842	(3)	67.28	1.398	15:47:14.142
3 -	1:44.733	52.979	2:37.712	(2)	67.76	0.268	15:49:51.854
4 -	***1:44.605***	***52.839***	***2:37.444***	(1)	***67.88***		***15:52:29.298***

P28 185 C1 Mitchell SMITH Honda CB500 -

IDEAL LAP TIME : 2:19.128 BEST LAP TIME : 2:19.128 DIFFERENCE : 0.000

LAP	SECTOR 1	SECTOR 2	LAP TIME		MPH	DIFF	TIME OF DAY
1 -		47.196	2:28.387		72.02	9.259	15:44:18.845
2 -	1:33.202	46.835	2:20.037	(3)	76.32	0.909	15:46:38.882
3 -	***1:32.582***	***46.546***	***2:19.128***	(1)	***76.82***		***15:48:58.010***
4 -	1:32.591	46.553	2:19.144	(2)	76.81	0.016	15:51:17.154
5 -	1:33.401	47.093	2:20.494		76.07	1.366	15:53:37.648

P29 217 C2 Martin SIGGINS Honda CB500 - Siggins Property Services

IDEAL LAP TIME : 2:18.127 BEST LAP TIME : 2:21.309 DIFFERENCE : 3.182

LAP	SECTOR 1	SECTOR 2	LAP TIME		MPH	DIFF	TIME OF DAY
1 -		***45.975***	2:25.956		73.22	4.647	15:44:16.414
2 -	***1:32.152***	55.179	2:27.331	(3)	72.54	6.022	15:46:43.745
3 -	1:35.701	47.840	2:23.541	(2)	74.46	2.232	15:49:07.286
4 -	1:34.341	46.968	***2:21.309***	(1)	***75.63***		***15:51:28.595***
5 -	2:00.533						

BMCRC - MRO Championships - Rnd 8 @ Snetterton

Thunderbike 500

RACE 14 - BEST SECTORS

	SECTOR 1		SECTOR 2	
POS	NO	TIME	NO	TIME
1	**24**	**1:27.819**	**24**	**42.983**
2	**332**	**1:27.834**	**332**	**43.251**
3	**16**	**1:28.752**	**16**	**43.598**
4	**23**	**1:29.845**	**66**	**44.483**
5	**62**	**1:30.066**	**62**	**44.586**
6	**66**	**1:30.117**	**7**	**44.859**
7	**26**	**1:31.071**	**23**	**44.877**
8	**505**	**1:31.249**	**713**	**44.920**
9	**75**	**1:31.422**	**26**	**45.089**
10	**84**	**1:31.505**	**75**	**45.236**
11	**713**	**1:31.529**	**505**	**45.282**
12	**7**	**1:31.592**	**11**	**45.290**
13	**11**	**1:31.616**	**84**	**45.342**
14	**217**	**1:32.152**	**217**	**45.975**
15	**185**	**1:32.582**	**42**	**46.516**
16	**25**	**1:32.734**	**185**	**46.546**
17	**82**	**1:33.120**	**82**	**46.644**
18	**906**	**1:33.194**	**25**	**46.720**
19	**76**	**1:33.239**	**80**	**47.065**
20	**716**	**1:33.391**	**906**	**47.075**
21	**42**	**1:33.459**	**716**	**47.162**
22	**80**	**1:34.404**	**76**	**47.387**
23	**56**	**1:34.712**	**56**	**47.454**
24	**21**	**1:34.964**	**77**	**47.627**
25	**77**	**1:35.477**	**21**	**47.961**
26	**155**	**1:35.644**	**155**	**48.131**
27	**500**	**1:38.321**	**500**	**49.851**
28	**909**	**1:40.992**	**909**	**51.823**
29	**881**	**1:44.605**	**881**	**52.839**

IDEAL / BEST COMPARISON

POS	NO	NAME	IDEAL	BEST	DIFF
		PERFECT LAP	**2:10.802**		
1	**24**	LEANING	2:10.802	2:10.905	**0.103**
2	**332**	LEANING	2:11.085	2:11.174	**0.089**
3	**16**	MACRAE	2:12.350	2:12.628	**0.278**
4	**66**	ROUND	2:14.600	2:14.754	**0.154**
5	**62**	MACRAE	2:14.652	2:14.829	**0.177**
6	**23**	KERSHAW	2:14.722	2:15.198	**0.476**
7	**26**	DWYER	2:16.160	2:16.160	**0.000**
8	**713**	PATTERSON (R)	2:16.449	2:16.487	**0.038**
9	**7**	O'HARA	2:16.451	2:16.960	**0.509**
10	**505**	I'ANSON (R)	2:16.531	2:16.690	**0.159**
11	**75**	WOODALL	2:16.658	2:16.840	**0.182**
12	**84**	DELLOW	2:16.847	2:16.851	**0.004**
13	**11**	OSBORNE	2:16.906	2:16.968	**0.062**
14	**217**	SIGGINS	2:18.127	2:21.309	**3.182**
15	**185**	SMITH	2:19.128	2:19.128	**0.000**
16	**25**	JORDAN (R)	2:19.454	2:19.581	**0.127**
17	**82**	WOLFF	2:19.764	2:19.764	**0.000**
18	**42**	ADORJAN	2:19.975	2:20.585	**0.610**
19	**906**	GUYOT (R)	2:20.269	2:20.269	**0.000**
20	**716**	DAVIES (R)	2:20.553	2:21.206	**0.653**
21	**76**	CARTER	2:20.626	2:20.839	**0.213**
22	**80**	STACEY	2:21.469	2:22.130	**0.661**
23	**56**	HAMILTON	2:22.166	2:22.336	**0.170**
24	**21**	THOMPSON (R)	2:22.925	2:23.014	**0.089**
25	**77**	DRAKE	2:23.104	2:23.284	**0.180**
26	**155**	ADAMS (R)	2:23.775	2:23.775	**0.000**
27	**500**	JORDAN (R)	2:28.172	2:28.176	**0.004**
28	**909**	SMITH (R)	2:32.815	2:33.065	**0.250**
29	**881**	VELLA (R)	2:37.444	2:37.444	**0.000**

Weather / Track : Bright / Dry

Snetterton 300: 2.9689 miles
Date: 06/09/2026 Start: 15:41 Finish: 15:51

Results can be found at www.tsl-timing.com

Printed - 15:57 Sunday, 06 September 2026

BMCRC - MRO Championships - Rnd 8 @ Snetterton

Thunderbike 500

RACE 14 - STATISTICS

Competitors Started	29
Planned Start	2026-09-06 @ 14:45:00.000
Actual Start	2026-09-06 @ 15:41:50.457
Finish Time	2026-09-06 @ 15:51:55.044
Track Length	2.9689mi.
Total Laps	141
Total Distance Covered	418.6165mi.

Session Fastest Lap History

NO	CL	NAME	LAP TIME	TIME OF DAY	LAP	VEHICLE
332	C2	**William LEANING**	**2:11.275**	15:46:18.523	2	Honda CB500
24	C1	**Josh LEANING**	**2:10.905**	15:48:29.908	3	Honda CB500

Session Leader History

NO	CL	NAME	FROM LAP	LAPS LED	DISTANCE	VEHICLE
24	C1	**Josh LEANING**	1	1	2.96 miles	Honda CB500
332	C2	**William LEANING**	2	2	5.93 miles	Honda CB500
24	C1	**Josh LEANING**	4	2	5.93 miles	Honda CB500

Flag History

TYPE	TIME OF DAY
GREEN	15:41:50.457
FINISH	15:51:55.044

Flag Statistics

TYPE	COUNT	TOTAL LAPS	TOTAL TIME
Green	1	5	13:43.227
Red	0	0	0.000
Safety Car	0	0	0.000
FCY	0	0	0.000

BMCRC - MRO Championships - Rnd 8 @ Snetterton

Thunderbike 500

RACE 14 - STATISTICS

CLASS : C1

12 Starters

Fastest Lap History

NO	NAME	LAP TIME	TIME OF DAY	LAP	VEHICLE
24	**Josh LEANING**	**2:11.779**	15:46:19.003	2	Honda CB500
24	**Josh LEANING**	**2:10.905**	15:48:29.908	3	Honda CB500

Leader History

NO	NAME	FROM LAP	LAPS LED	DISTANCE	VEHICLE
24	**Josh LEANING**	1	5	14.84 miles	Honda CB500

BMCRC - MRO Championships - Rnd 8 @ Snetterton

Thunderbike 500

RACE 14 - STATISTICS

CLASS : C2

9 Starters

Fastest Lap History

NO	NAME	LAP TIME	TIME OF DAY	LAP	VEHICLE
332	**William LEANING**	**2:11.275**	15:46:18.523	2	Honda CB500
332	**William LEANING**	**2:11.181**	15:50:41.061	4	Honda CB500
332	**William LEANING**	**2:11.174**	15:52:52.235	5	Honda CB500

Leader History

NO	NAME	FROM LAP	LAPS LED	DISTANCE	VEHICLE
332	**William LEANING**	1	5	14.84 miles	Honda CB500

BMCRC - MRO Championships - Rnd 8 @ Snetterton

Thunderbike 500

RACE 14 - STATISTICS

CLASS : C3

8 Starters

Fastest Lap History

NO	NAME	LAP TIME	TIME OF DAY	LAP	VEHICLE
62	**Max MACRAE**	**2:15.310**	15:46:26.365	2	Honda CB500
62	**Max MACRAE**	**2:15.021**	15:48:41.386	3	Honda CB500
62	**Max MACRAE**	**2:14.829**	15:53:11.312	5	Honda CB500

Leader History

NO	NAME	FROM LAP	LAPS LED	DISTANCE	VEHICLE
62	**Max MACRAE**	1	5	14.84 miles	Honda CB500

Weather / Track : Bright / Dry

Snetterton 300: 2.9689 miles
Date: 06/09/2026 Start: 15:41 Finish: 15:51

BMCRC SUPERTWINS

The Race Shack
GRAPHICS & CLOTHING

THE RACE SHACK
BMCRC THUNDERBIKE SPORT |
TW SUSPENSION BMCRC SUPERTWINS

BMCRC-MRO Championships – Round 8

Snetterton 300

5th / 6th September 2026

TSL SPORTS TIMING
TIMING SOLUTIONS LTD

Timing & Results Provided by Timing Solutions Ltd

www.tsl-timing.com

Snetterton 300 Circuit

Norwich, Norfolk, UK

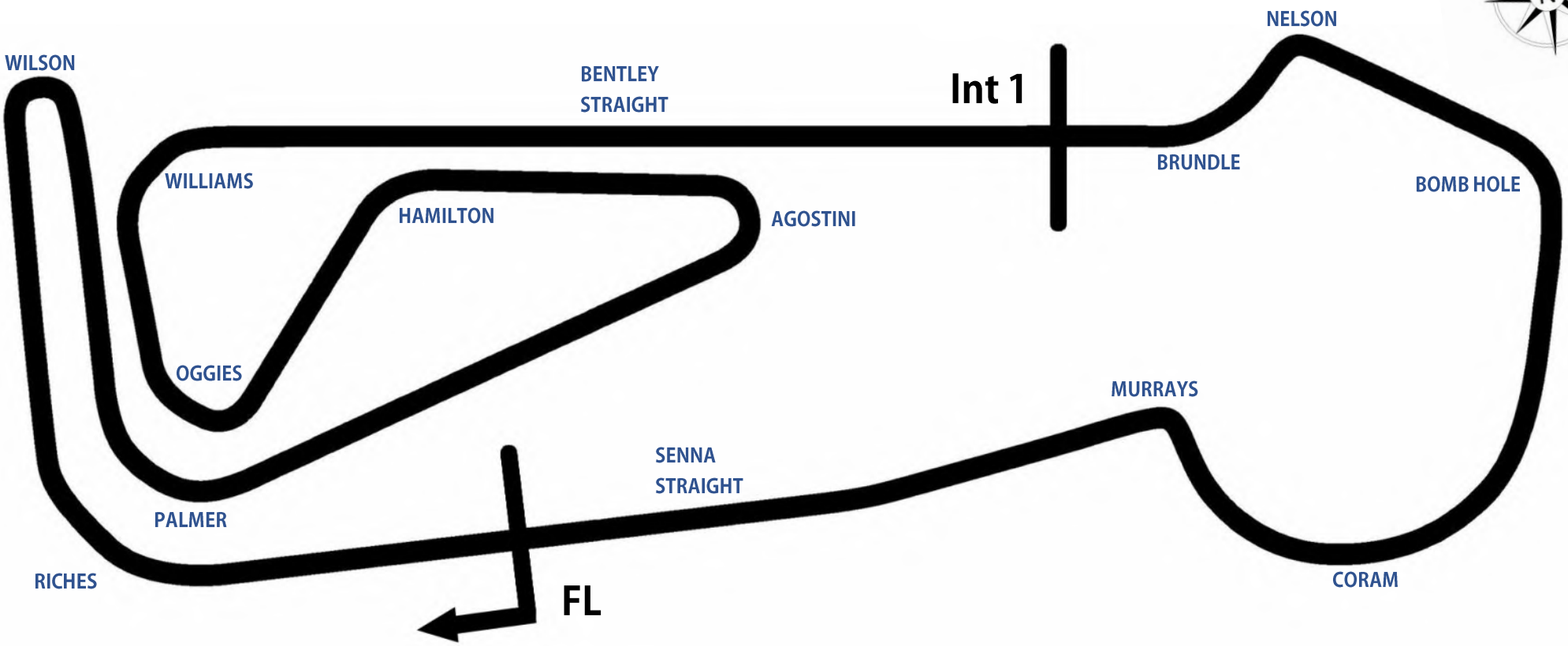

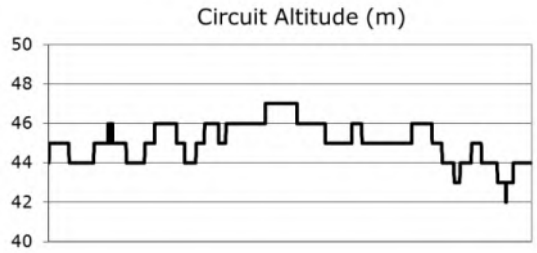

Length	2.9689 miles | 4.778 km | 4778.0 m		
FL		52.46340 N	0.94476 E
Int 1	3198m	52.46617 N	0.94964 E
Pit Entry	4572m	52.46364 N	0.94774 E
Pit Exit	40m after FL	52.46338 N	0.94420 E
Pit Entry - Pit Exit	246m, 17.7S @ 50kph, 14.7s @ 60kph		

Results & Live Timing available at – www.tsl-timing.com

Updated - 14/03/2024 14:52

BMCRC - MRO Championships - Rnd 8 @ Snetterton

Thunderbike Sport & Supertwins

QUALIFYING - CLASSIFICATION

POS	NO	CL	PIC	NAME	ENTRY	TIME	ON	LAPS	GAP	DIFF	MPH
1	**78**	TWINS	1	**Maximus HARDY**	Triumph DAYTONA 660 - DAD	**2:01.809**	5	5			87.74
2	**19**	TWINS	2	**Craig DANCE**	Aprilia RS 660 - 2 brothers scaffolding	**2:02.057**	4	4	**0.248**	0.248	87.56
3	**530**		1	**Morgan CREASEY**	Suzuki GSXR 600 - Green plant	**2:02.633**	5	5	**0.824**	0.576	87.15
4	**21**	TWINS	3	**Toby FINNIS**	Triumph DAYTONA 660 - JPG Racing	**2:02.745**	5	5	**0.936**	0.112	87.07
5	**54**		2	**Adam JAMISON**	Yamaha R6 - Hazel Tree Estates LTD	**2:02.926**	2	3	**1.117**	0.181	86.94
6	**5**		3	**Logan STONE**	Yamaha R6 -	**2:03.128**	4	5	**1.319**	0.202	86.80
7	**15**		4	**Kevin WHOLEY**	Honda CBR600RR - Twistgrip Motorcycles	**2:03.670**	5	5	**1.861**	0.542	86.42
8	**66**	TWINS	4	**Mitch DUCRAN**	Yamaha R7 - JP Haulage / Black Widow Exhausts	**2:03.913**	5	5	**2.104**	0.243	86.25
9	**4**		5	**Hayden KILLWORTH**	Suzuki GSXR - GreenPlantUK, Helmet City, M.S Racin	**2:04.440**	4	5	**2.631**	0.527	85.88
10	**27**	TWINS	5	**Ben BROWN**	Triumph DAYTONA 660 - Hunts Motorcycles	**2:04.559**	5	5	**2.750**	0.119	85.80
11	**176**	TWINS	6	**Luca WILKINSON**	Aprilia RS660 - Speedy Freight - NW Racing	**2:04.805**	5	5	**2.996**	0.246	85.63
12	**102**		6	**James FEARN**	Yamaha R6 - Team catching killworths	**2:05.451**	4	5	**3.642**	0.646	85.19
13	**402**		7	**Kaine FARR**	Suzuki GSXR - The Elms B&B Snetterton	**2:06.120**	5	5	**4.311**	0.669	84.74
14	**69**		8	**Terry SMITH**	Yamaha R6 - Staxson racing	**2:06.868**	5	5	**5.059**	0.748	84.24
15	**153**		9	**Jordan KILLWORTH**	Suzuki GSX-R600 - Greenplant/Pass Bike/M.S Racing	**2:08.258**	5	5	**6.449**	1.390	83.33
16	**751**		10	**Lucian Silviu SINCA**	Kawasaki ZX6R B1H -	**2:10.406**	5	5	**8.597**	2.148	81.96
17	**38**	TWINS	7	**David LUFF**	BMW F900 - Sarah O'Neill	**2:10.614**	5	5	**8.805**	0.208	81.82
18	**131**		11	**Nicholas KINGSTONE**	Suzuki GSXR600 -	**2:10.877**	5	5	**9.068**	0.263	81.66
19	**10**		12	**Mike BRUNSDON**	Suzuki GSXR 600 - TOK-Ticked Holidays	**2:12.271**	3	5	**10.462**	1.394	80.80
20	**557**		13	**John WILTON**	Yamaha R6 - Repetition Roasters	**2:12.676**	3	5	**10.867**	0.405	80.55
21	**58**		14	**Billy BUSHELL**	-	**2:14.342**	5	5	**12.533**	1.666	79.55
22	**333**		15	**Andrew HOUGHTON**	Suzuki TL1000S - Techoir & The Bike Experience	**2:14.598**	5	5	**12.789**	0.256	79.40
23	**679**		16	**Gene GOODRUM**	Suzuki GSXR 600 - Delta T Racing	**2:14.611**	3	4	**12.802**	0.013	79.39
24	**369**	TWINS	8	**Merlin LINDSAY**	Suzuki SV650S -	**2:14.620**	3	5	**12.811**	0.009	79.39
25	**22**	TWINS	9	**Jack GRIFFITHS**	Yamaha R7 - MSS PERFORMANCE,SUBLIME DSG,H	**2:15.076**	5	5	**13.267**	0.456	79.12
26	**109**	TWINS	10	**Logan PARSONS**	Suzuki SV650 - IMP Racing & Log Racing	**2:15.235**	3	5	**13.426**	0.159	79.03
27	**85**		17	**Andrew KITE**	Ducati 749 - Red Rebel Racing	**2:15.626**	4	5	**13.817**	0.391	78.80
28	**73**	TWINS	11	**David RANSOME**	Suzuki GSX8S - Hunts Motorcycles	**2:16.078**	5	5	**14.269**	0.452	78.54
29	**282**		18	**Mark RUSSELL**	Yamaha R6 - P and O Scaffolding	**2:17.909**	5	5	**16.100**	1.831	77.50
30	**67**	TWINS	12	**Simon HARVEY**	Yamaha YZF-R7 - HCL Car Sales - Dymag	**2:19.971**	4	4	**18.162**	2.062	76.35
31	**35**	TWINS	13	**Stuart THURTLE**	Aprilia RS660 - STRacing TeamTortoise / DWP	**2:21.243**	4	5	**19.434**	1.272	75.67
32	**53**		19	**Peter HAMMOND**	Suzuki SRAD -	**2:22.570**	3	4	**20.761**	1.327	74.96
33	**172**		20	**Andrew ROBINSON**	Yamaha YZF R6 -			0			

Weather / Track : Bright / Dry

These results are provisional until the conclusion of any judicial and technical matters.

Date: 05/09/2026 Start: 10:29 Finish: 10:38

Snetterton 300: 2.9689 miles

Clerk Of Course: Den Grant / Caroline Patterson	Timekeeper: Richard Evans	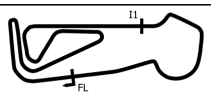

Results can be found at www.tsl-timing.com

Printed - 10:43 Saturday, 05 September 2026

BMCRC - MRO Championships - Rnd 8 @ Snetterton

Thunderbike Sport & Supertwins

QUALIFYING - SECTOR ANALYSIS

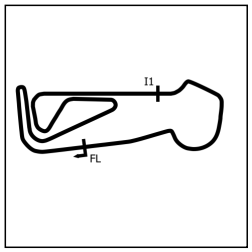

SECTOR 1 = FL to I1, SECTOR 2 = I1 to FL, DIFF = Difference To Personal Best Lap, P = Crossed Finish Line in Pit Lane, D = Time Disallowed

P1 78 TWINS Maximus HARDY

Triumph DAYTONA 660 - DAD

IDEAL LAP TIME : 2:01.794 BEST LAP TIME : 2:01.809 DIFFERENCE : 0.015

LAP	SECTOR 1	SECTOR 2	LAP TIME		MPH	DIFF	TIME OF DAY
1 -	1:29.469	41.642	2:11.111		81.51	9.302	10:31:28.512
2 -	1:23.136	40.743	2:03.879	(3)	86.27	2.070	10:33:32.391
3 -	***1:21.610***	41.409	2:03.019	(2)	86.88	1.210	10:35:35.410
4 -	1:22.433	42.952	2:05.385		85.24	3.576	10:37:40.795
5 -	1:21.625	***40.184***	***2:01.809***	***(1)***	***87.74***		***10:39:42.604***

P2 19 TWINS Craig DANCE

Aprilia RS 660 - 2 brothers scaffolding

IDEAL LAP TIME : 2:01.512 BEST LAP TIME : 2:02.057 DIFFERENCE : 0.545

LAP	SECTOR 1	SECTOR 2	LAP TIME		MPH	DIFF	TIME OF DAY
1 -	1:26.802	42.958	2:09.760		82.36	7.703	10:31:26.879
2 -	1:22.561	***40.765***	2:03.326	(3)	86.66	1.269	10:33:30.205
3 -	1:22.213	40.934	2:03.147	(2)	86.79	1.090	10:35:33.352
4 -	***1:20.747***	41.310	***2:02.057***	***(1)***	***87.56***		***10:37:35.409***
5 -	1:24.197						

P3 530 Morgan CREASEY

Suzuki GSXR 600 - Green plant

IDEAL LAP TIME : 2:02.633 BEST LAP TIME : 2:02.633 DIFFERENCE : 0.000

LAP	SECTOR 1	SECTOR 2	LAP TIME		MPH	DIFF	TIME OF DAY
1 -	1:28.575	42.471	2:11.046		81.55	8.413	10:31:26.125
2 -	1:23.320	41.428	2:04.748		85.67	2.115	10:33:30.873
3 -	1:22.150	42.109	2:04.259	(3)	86.01	1.626	10:35:35.132
4 -	1:22.197	41.228	2:03.425	(2)	86.59	0.792	10:37:38.557
5 -	***1:21.415***	***41.218***	***2:02.633***	***(1)***	***87.15***		***10:39:41.190***

P4 21 TWINS Toby FINNIS

Triumph DAYTONA 660 - JPG Racing

IDEAL LAP TIME : 2:02.612 BEST LAP TIME : 2:02.745 DIFFERENCE : 0.133

LAP	SECTOR 1	SECTOR 2	LAP TIME		MPH	DIFF	TIME OF DAY
1 -	1:25.129	41.858	2:06.987		84.16	4.242	10:31:19.033
2 -	1:22.341	40.935	2:03.276	(3)	86.70	0.531	10:33:22.309
3 -	***1:21.880***	41.047	2:02.927	(2)	86.94	0.182	10:35:25.236
4 -	1:22.241	41.334	2:03.575		86.49	0.830	10:37:28.811
5 -	1:22.013	***40.732***	***2:02.745***	***(1)***	***87.07***		***10:39:31.556***

P5 54 Adam JAMISON

Yamaha R6 - Hazel Tree Estates LTD

IDEAL LAP TIME : 2:02.926 BEST LAP TIME : 2:02.926 DIFFERENCE : 0.000

LAP	SECTOR 1	SECTOR 2	LAP TIME		MPH	DIFF	TIME OF DAY
1 -	1:25.448	41.614	2:07.062	(3)	84.11	4.136	10:31:18.577
2 -	***1:22.152***	***40.774***	***2:02.926***	***(1)***	***86.94***		***10:33:21.503***
3 -	1:22.197	41.179	2:03.376	(2)	86.63	0.450	10:35:24.879

P6 5 Logan STONE

Yamaha R6 -

IDEAL LAP TIME : 2:03.128 BEST LAP TIME : 2:03.128 DIFFERENCE : 0.000

LAP	SECTOR 1	SECTOR 2	LAP TIME		MPH	DIFF	TIME OF DAY
1 -	1:26.140	41.838	2:07.978		83.51	4.850	10:31:21.573
2 -	1:22.697	41.205	2:03.902	(3)	86.26	0.774	10:33:25.475
3 -	1:22.438	41.209	2:03.647	(2)	86.44	0.519	10:35:29.122
4 -	***1:22.149***	***40.979***	***2:03.128***	***(1)***	***86.80***		***10:37:32.250***
5 -	1:22.287	41.714	2:04.001		86.19	0.873	10:39:36.251

BMCRC - MRO Championships - Rnd 8 @ Snetterton

Thunderbike Sport & Supertwins

QUALIFYING - SECTOR ANALYSIS

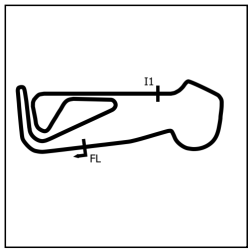

SECTOR 1 = FL to I1, SECTOR 2 = I1 to FL, DIFF = Difference To Personal Best Lap, P = Crossed Finish Line in Pit Lane, D = Time Disallowed

P7 15 Kevin WHOLEY — Honda CBR600RR - Twistgrip Motorcycles

IDEAL LAP TIME : 2:03.161 BEST LAP TIME : 2:03.670 DIFFERENCE : 0.509

LAP	SECTOR 1	SECTOR 2	LAP TIME		MPH	DIFF	TIME OF DAY
1 -	1:33.816	44.690	2:18.506		77.16	14.836	10:31:36.569
2 -	1:26.810	43.883	2:10.693		81.78	7.023	10:33:47.262
3 -	1:24.785	42.385	2:07.170	(3)	84.04	3.500	10:35:54.432
4 -	1:22.784	***41.003***	2:03.787	(2)	86.34	0.117	10:37:58.219
5 -	***1:22.158***	41.512	***2:03.670***	(1)	***86.42***		***10:40:01.889***

P8 66 TWINS Mitch DUCRAN — Yamaha R7 - JP Haulage / Black Widow Exhausts

IDEAL LAP TIME : 2:03.891 BEST LAP TIME : 2:03.913 DIFFERENCE : 0.022

LAP	SECTOR 1	SECTOR 2	LAP TIME		MPH	DIFF	TIME OF DAY
1 -	1:28.548	44.012	2:12.560		80.62	8.647	10:31:33.679
2 -	1:22.910	***41.656***	2:04.566	(2)	85.80	0.653	10:33:38.245
3 -	1:23.085	41.752	2:04.837	(3)	85.61	0.924	10:35:43.082
4 -	1:22.902	42.118	2:05.020		85.49	1.107	10:37:48.102
5 -	***1:22.235***	41.678	***2:03.913***	(1)	***86.25***		***10:39:52.015***

P9 4 Hayden KILLWORTH — Suzuki GSXR - GreenPlantUK, Helmet City, M.S Racing, Nan, F

IDEAL LAP TIME : 2:03.982 BEST LAP TIME : 2:04.440 DIFFERENCE : 0.458

LAP	SECTOR 1	SECTOR 2	LAP TIME		MPH	DIFF	TIME OF DAY
1 -	1:27.296	42.045	2:09.341		82.63	4.901	10:31:21.107
2 -	1:24.038	***41.168***	2:05.206	(3)	85.36	0.766	10:33:26.313
3 -	1:22.948	41.600	2:04.548	(2)	85.81	0.108	10:35:30.861
4 -	***1:22.814***	41.626	***2:04.440***	(1)	***85.88***		***10:37:35.301***
5 -	1:23.871	41.599	2:05.470		85.18	1.030	10:39:40.771

P10 27 TWINS Ben BROWN — Triumph DAYTONA 660 - Hunts Motorcycles

IDEAL LAP TIME : 2:04.559 BEST LAP TIME : 2:04.559 DIFFERENCE : 0.000

LAP	SECTOR 1	SECTOR 2	LAP TIME		MPH	DIFF	TIME OF DAY
1 -	1:33.284	43.281	2:16.565		78.26	12.006	10:31:36.794
2 -	1:25.746	44.121	2:09.867		82.30	5.308	10:33:46.661
3 -	1:24.371	41.956	2:06.327	(3)	84.60	1.768	10:35:52.988
4 -	1:23.719	41.466	2:05.185	(2)	85.37	0.626	10:37:58.173
5 -	***1:23.253***	***41.306***	***2:04.559***	(1)	***85.80***		***10:40:02.732***

P11 176 TWINS Luca WILKINSON — Aprilia RS660 - Speedy Freight - NW Racing

IDEAL LAP TIME : 2:04.526 BEST LAP TIME : 2:04.805 DIFFERENCE : 0.279

LAP	SECTOR 1	SECTOR 2	LAP TIME		MPH	DIFF	TIME OF DAY
1 -	1:25.659	42.158	2:07.817		83.62	3.012	10:31:20.685
2 -	1:23.945	***41.444***	2:05.389	(3)	85.23	0.584	10:33:26.074
3 -	1:23.107	41.794	2:04.901	(2)	85.57	0.096	10:35:30.975
4 -	***1:23.082***	42.507	2:05.589		85.10	0.784	10:37:36.564
5 -	1:23.317	41.488	***2:04.805***	(1)	***85.63***		***10:39:41.369***

P12 102 James FEARN — Yamaha R6 - Team catching killworths

IDEAL LAP TIME : 2:05.136 BEST LAP TIME : 2:05.451 DIFFERENCE : 0.315

LAP	SECTOR 1	SECTOR 2	LAP TIME		MPH	DIFF	TIME OF DAY
1 -	1:31.672	43.762	2:15.434		78.91	9.983	10:31:31.683
2 -	1:24.391	41.755	2:06.146	(3)	84.72	0.695	10:33:37.829
3 -	***1:23.474***	42.274	2:05.748	(2)	84.99	0.297	10:35:43.577
4 -	1:23.789	***41.662***	***2:05.451***	(1)	***85.19***		***10:37:49.028***
5 -	1:24.766	41.713	2:06.479		84.50	1.028	10:39:55.507

BMCRC - MRO Championships - Rnd 8 @ Snetterton

Thunderbike Sport & Supertwins

QUALIFYING - SECTOR ANALYSIS

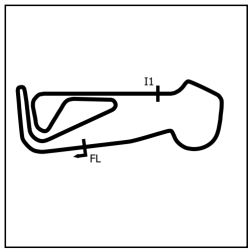

SECTOR 1 = FL to I1, SECTOR 2 = I1 to FL, DIFF = Difference To Personal Best Lap, P = Crossed Finish Line in Pit Lane, D = Time Disallowed

P13 402 Kaine FARR — Suzuki GSXR - The Elms B&B Snetterton

IDEAL LAP TIME : 2:06.120 BEST LAP TIME : 2:06.120 DIFFERENCE : 0.000

LAP	SECTOR 1	SECTOR 2	LAP TIME		MPH	DIFF	TIME OF DAY
1 -	1:31.577	45.217	2:16.794		78.13	10.674	10:31:34.232
2 -	1:28.090	45.147	2:13.237		80.21	7.117	10:33:47.469
3 -	1:26.882	43.717	2:10.599	(3)	81.83	4.479	10:35:58.068
4 -	1:25.171	42.650	2:07.821	(2)	83.61	1.701	10:38:05.889
5 -	***1:23.641***	***42.479***	***2:06.120***	***(1)***	***84.74***		***10:40:12.009***

P14 69 Terry SMITH — Yamaha R6 - Staxson racing

IDEAL LAP TIME : 2:06.868 BEST LAP TIME : 2:06.868 DIFFERENCE : 0.000

LAP	SECTOR 1	SECTOR 2	LAP TIME		MPH	DIFF	TIME OF DAY
1 -	1:32.499	44.318	2:16.817		78.11	9.949	10:31:34.410
2 -	1:28.044	45.082	2:13.126	(3)	80.28	6.258	10:33:47.536
3 -	1:32.776	43.018	2:15.794		78.70	8.926	10:36:03.330
4 -	1:24.757	42.847	2:07.604	(2)	83.75	0.736	10:38:10.934
5 -	***1:24.384***	***42.484***	***2:06.868***	***(1)***	***84.24***		***10:40:17.802***

P15 153 Jordan KILLWORTH — Suzuki GSX-R600 - Greenplant/Pass Bike/M.S Racing

IDEAL LAP TIME : 2:08.258 BEST LAP TIME : 2:08.258 DIFFERENCE : 0.000

LAP	SECTOR 1	SECTOR 2	LAP TIME		MPH	DIFF	TIME OF DAY
1 -	1:33.062	45.433	2:18.495		77.17	10.237	10:31:32.399
2 -	1:28.657	43.852	2:12.509		80.65	4.251	10:33:44.908
3 -	1:27.358	44.590	2:11.948	(3)	81.00	3.690	10:35:56.856
4 -	1:26.453	43.585	2:10.038	(2)	82.19	1.780	10:38:06.894
5 -	***1:25.251***	***43.007***	***2:08.258***	***(1)***	***83.33***		***10:40:15.152***

P16 751 Lucian Silviu SINCA — Kawasaki ZX6R B1H -

IDEAL LAP TIME : 2:10.239 BEST LAP TIME : 2:10.406 DIFFERENCE : 0.167

LAP	SECTOR 1	SECTOR 2	LAP TIME		MPH	DIFF	TIME OF DAY
1 -	1:34.424	44.707	2:19.131		76.82	8.725	10:31:39.524
2 -	1:28.254	44.418	2:12.672		80.56	2.266	10:33:52.196
3 -	1:28.499	***43.731***	2:12.230	(3)	80.82	1.824	10:36:04.426
4 -	***1:26.508***	43.950	2:10.458	(2)	81.92	0.052	10:38:14.884
5 -	1:26.557	43.849	***2:10.406***	***(1)***	***81.96***		***10:40:25.290***

P17 38 TWINS David LUFF — BMW F900 - Sarah O'Neill

IDEAL LAP TIME : 2:10.614 BEST LAP TIME : 2:10.614 DIFFERENCE : 0.000

LAP	SECTOR 1	SECTOR 2	LAP TIME		MPH	DIFF	TIME OF DAY
1 -	1:34.582	46.014	2:20.596	(3)	76.01	9.982	10:31:34.372
2 -	1:29.545	IN PIT	2:27.502	P	72.46	16.888	10:34:01.874
3 -	OUTLAP	44.655	2:14.681		79.35	4.067	10:36:16.555
4 -	1:27.901	44.384	2:12.285	(2)	80.79	1.671	10:38:28.840
5 -	***1:27.019***	***43.595***	***2:10.614***	***(1)***	***81.82***		***10:40:39.454***

P18 131 Nicholas KINGSTONE — Suzuki GSXR600 -

IDEAL LAP TIME : 2:10.877 BEST LAP TIME : 2:10.877 DIFFERENCE : 0.000

LAP	SECTOR 1	SECTOR 2	LAP TIME		MPH	DIFF	TIME OF DAY
1 -	1:32.740	45.355	2:18.095		77.39	7.218	10:31:37.129
2 -	1:30.191	44.716	2:14.907		79.22	4.030	10:33:52.036
3 -	1:29.121	44.272	2:13.393	(3)	80.12	2.516	10:36:05.429
4 -	1:28.240	44.058	2:12.298	(2)	80.78	1.421	10:38:17.727
5 -	***1:27.637***	***43.240***	***2:10.877***	***(1)***	***81.66***		***10:40:28.604***

BMCRC - MRO Championships - Rnd 8 @ Snetterton

Thunderbike Sport & Supertwins

QUALIFYING - SECTOR ANALYSIS

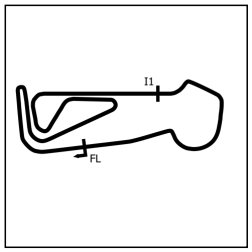

SECTOR 1 = FL to I1, SECTOR 2 = I1 to FL, DIFF = Difference To Personal Best Lap, P = Crossed Finish Line in Pit Lane, D = Time Disallowed

P19 10 Mike BRUNSDON — Suzuki GSXR 600 - TOK-Ticked Holidays

IDEAL LAP TIME : 2:12.271 BEST LAP TIME : 2:12.271 DIFFERENCE : 0.000

LAP	SECTOR 1	SECTOR 2	LAP TIME	MPH	DIFF	TIME OF DAY
1 -	1:44.195	46.861	2:31.056	70.75	18.785	10:31:53.424
2 -	1:31.548	47.500	2:19.048	76.86	6.777	10:34:12.472
3 -	***1:28.134***	***44.137***	***2:12.271 (1)***	***80.80***		***10:36:24.743***
4 -	1:31.364	45.073	2:16.437 (3)	78.33	4.166	10:38:41.180
5 -	1:29.185	45.230	2:14.415 (2)	79.51	2.144	10:40:55.595

P20 557 John WILTON — Yamaha R6 - Repetition Roasters

IDEAL LAP TIME : 2:12.676 BEST LAP TIME : 2:12.676 DIFFERENCE : 0.000

LAP	SECTOR 1	SECTOR 2	LAP TIME	MPH	DIFF	TIME OF DAY
1 -	1:33.132	46.561	2:19.693	76.51	7.017	10:31:33.581
2 -	1:28.549	45.127	2:13.676 (3)	79.95	1.000	10:33:47.257
3 -	***1:27.902***	***44.774***	***2:12.676 (1)***	***80.55***		***10:35:59.933***
4 -	1:29.175	45.646	2:14.821	79.27	2.145	10:38:14.754
5 -	1:28.539	45.036	2:13.575 (2)	80.01	0.899	10:40:28.329

P21 58 Billy BUSHELL -

IDEAL LAP TIME : 2:18.497 BEST LAP TIME : 2:14.342 DIFFERENCE : -4.155

LAP	SECTOR 1	SECTOR 2	LAP TIME	MPH	DIFF	TIME OF DAY
1 -	1:36.894	48.440	2:25.334	73.54	10.992	10:31:49.035
2 -	***1:32.194***	***46.303***	2:18.497	77.17	4.155	10:34:07.532
3 -			2:16.179 (3)	78.48	1.837	10:36:23.711
4 -			2:15.595 (2)	78.82	1.253	10:38:39.306
5 -			***2:14.342 (1)***	***79.55***		***10:40:53.648***

P22 333 Andrew HOUGHTON — Suzuki TL1000S - Techoir & The Bike Experience

IDEAL LAP TIME : 2:14.598 BEST LAP TIME : 2:14.598 DIFFERENCE : 0.000

LAP	SECTOR 1	SECTOR 2	LAP TIME	MPH	DIFF	TIME OF DAY
1 -	OUTLAP	47.408	2:27.659	72.38	13.061	10:31:45.461
2 -	1:32.950	46.288	2:19.238	76.76	4.640	10:34:04.699
3 -	1:31.357	45.647	2:17.004 (3)	78.01	2.406	10:36:21.703
4 -	1:30.855	45.100	2:15.955 (2)	78.61	1.357	10:38:37.658
5 -	***1:29.680***	***44.918***	***2:14.598 (1)***	***79.40***		***10:40:52.256***

P23 679 Gene GOODRUM — Suzuki GSXR 600 - Delta T Racing

IDEAL LAP TIME : 2:14.376 BEST LAP TIME : 2:14.611 DIFFERENCE : 0.235

LAP	SECTOR 1	SECTOR 2	LAP TIME	MPH	DIFF	TIME OF DAY
1 -	1:37.440	48.633	2:26.073	73.16	11.462	10:31:49.030
2 -	1:32.991	46.097	2:19.088 (3)	76.84	4.477	10:34:08.118
3 -	***1:29.317***	45.294	***2:14.611 (1)***	***79.39***		***10:36:22.729***
4 -	1:30.379	***45.059***	2:15.438 (2)	78.91	0.827	10:38:38.167
5 -	1:30.756					

P24 369 TWINS Merlin LINDSAY — Suzuki SV650S -

IDEAL LAP TIME : 2:14.259 BEST LAP TIME : 2:14.620 DIFFERENCE : 0.361

LAP	SECTOR 1	SECTOR 2	LAP TIME	MPH	DIFF	TIME OF DAY
1 -	1:29.731	45.229	2:14.960 (3)	79.19	0.340	10:31:27.224
2 -	1:29.925	45.522	2:15.447	78.90	0.827	10:33:42.671
3 -	1:29.254	45.366	***2:14.620 (1)***	***79.39***		***10:35:57.291***
4 -	***1:29.048***	46.025	2:15.073	79.12	0.453	10:38:12.364
5 -	1:29.410	***45.211***	2:14.621 (2)	79.39	0.001	10:40:26.985

BMCRC - MRO Championships - Rnd 8 @ Snetterton

Thunderbike Sport & Supertwins

QUALIFYING - SECTOR ANALYSIS

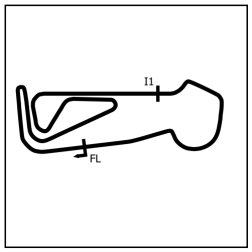

SECTOR 1 = FL to I1, SECTOR 2 = I1 to FL, DIFF = Difference To Personal Best Lap, P = Crossed Finish Line in Pit Lane, D = Time Disallowed

P25 22 TWINS Jack GRIFFITHS

Yamaha R7 - MSS PERFORMANCE,SUBLIME DSG,HELMET (

IDEAL LAP TIME : 2:15.076 BEST LAP TIME : 2:15.076 DIFFERENCE : 0.000

LAP	SECTOR 1	SECTOR 2	LAP TIME	MPH	DIFF	TIME OF DAY
1 -	1:35.087	45.586	2:20.673	75.97	5.597	10:31:36.046
2 -	1:31.020	45.230	2:16.250 **(2)**	78.44	1.174	10:33:52.296
3 -	1:31.634	45.275	2:16.909 **(3)**	78.06	1.833	10:36:09.205
4 -	1:31.339	45.802	2:17.141	77.93	2.065	10:38:26.346
5 -	***1:30.411***	***44.665***	***2:15.076*** **(1)**	***79.12***		***10:40:41.422***

P26 109 TWINS Logan PARSONS

Suzuki SV650 - IMP Racing & Log Racing

IDEAL LAP TIME : 2:15.100 BEST LAP TIME : 2:15.235 DIFFERENCE : 0.135

LAP	SECTOR 1	SECTOR 2	LAP TIME	MPH	DIFF	TIME OF DAY
1 -	1:37.384	47.063	2:24.447	73.99	9.212	10:31:49.343
2 -	1:32.148	46.096	2:18.244	77.31	3.009	10:34:07.587
3 -	***1:29.920***	45.315	***2:15.235*** **(1)**	***79.03***		***10:36:22.822***
4 -	1:30.870	45.730	2:16.600 **(3)**	78.24	1.365	10:38:39.422
5 -	1:30.529	***45.180***	2:15.709 **(2)**	78.75	0.474	10:40:55.131

P27 85 Andrew KITE

Ducati 749 - Red Rebel Racing

IDEAL LAP TIME : 2:15.474 BEST LAP TIME : 2:15.626 DIFFERENCE : 0.152

LAP	SECTOR 1	SECTOR 2	LAP TIME	MPH	DIFF	TIME OF DAY
1 -	1:37.685	48.335	2:26.020	73.19	10.394	10:31:48.417
2 -	1:32.191	46.949	2:19.140	76.81	3.514	10:34:07.557
3 -	1:31.152	45.775	2:16.927 **(3)**	78.05	1.301	10:36:24.484
4 -	1:30.081	***45.545***	***2:15.626*** **(1)**	***78.80***		***10:38:40.110***
5 -	***1:29.929***	46.139	2:16.068 **(2)**	78.54	0.442	10:40:56.178

P28 73 TWINS David RANSOME

Suzuki GSX8S - Hunts Motorcycles

IDEAL LAP TIME : 2:16.032 BEST LAP TIME : 2:16.078 DIFFERENCE : 0.046

LAP	SECTOR 1	SECTOR 2	LAP TIME	MPH	DIFF	TIME OF DAY
1 -	1:38.396	47.182	2:25.578	73.41	9.500	10:31:46.976
2 -	1:31.996	46.629	2:18.625	77.10	2.547	10:34:05.601
3 -	1:31.137	***45.833***	2:16.970 **(3)**	78.03	0.892	10:36:22.571
4 -	1:30.925	45.884	2:16.809 **(2)**	78.12	0.731	10:38:39.380
5 -	***1:30.199***	45.879	***2:16.078*** **(1)**	***78.54***		***10:40:55.458***

P29 282 Mark RUSSELL

Yamaha R6 - P and O Scaffolding

IDEAL LAP TIME : 2:17.664 BEST LAP TIME : 2:17.909 DIFFERENCE : 0.245

LAP	SECTOR 1	SECTOR 2	LAP TIME	MPH	DIFF	TIME OF DAY
1 -	1:39.341	48.411	2:27.752	72.33	9.843	10:31:47.070
2 -	1:32.539	46.191	2:18.730 **(3)**	77.04	0.821	10:34:05.800
3 -	***1:31.506***	46.528	2:18.034 **(2)**	77.43	0.125	10:36:23.834
4 -	1:31.658	47.825	2:19.483	76.62	1.574	10:38:43.317
5 -	1:31.751	***46.158***	***2:17.909*** **(1)**	***77.50***		***10:41:01.226***

P30 67 TWINS Simon HARVEY

Yamaha YZF-R7 - HCL Car Sales - Dymag

IDEAL LAP TIME : 2:19.971 BEST LAP TIME : 2:19.971 DIFFERENCE : 0.000

LAP	SECTOR 1	SECTOR 2	LAP TIME	MPH	DIFF	TIME OF DAY
1 -	1:44.037	48.421	2:32.458	70.10	12.487	10:31:56.115
2 -	1:35.928	47.674	2:23.602 **(3)**	74.42	3.631	10:34:19.717
3 -	1:34.949	47.139	2:22.088 **(2)**	75.22	2.117	10:36:41.805
4 -	***1:33.311***	***46.660***	***2:19.971*** **(1)**	***76.35***		***10:39:01.776***

BMCRC - MRO Championships - Rnd 8 @ Snetterton

Thunderbike Sport & Supertwins

QUALIFYING - SECTOR ANALYSIS

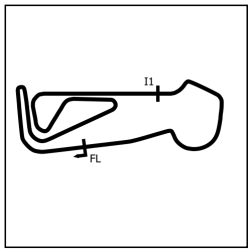

SECTOR 1 = FL to I1, SECTOR 2 = I1 to FL, DIFF = Difference To Personal Best Lap, P = Crossed Finish Line in Pit Lane, D = Time Disallowed

P31 35 TWINS Stuart THURTLE Aprilia RS660 - STRacing TeamTortoise / DWP

IDEAL LAP TIME : 2:21.152 BEST LAP TIME : 2:21.243 DIFFERENCE : 0.091

LAP	SECTOR 1	SECTOR 2	LAP TIME		MPH	DIFF	TIME OF DAY
1 -	1:40.667	48.257	2:28.924		71.76	7.681	10:31:51.147
2 -	***1:33.883***	48.437	2:22.320	**(3)**	75.09	1.077	10:34:13.467
3 -	1:34.238	47.882	2:22.120	**(2)**	75.20	0.877	10:36:35.587
4 -	1:33.974	***47.269***	***2:21.243***	**(1)**	***75.67***		***10:38:56.830***
5 -	1:36.254	47.529	2:23.783		74.33	2.540	10:41:20.613

P32 53 Peter HAMMOND Suzuki SRAD -

IDEAL LAP TIME : 2:21.057 BEST LAP TIME : 2:22.570 DIFFERENCE : 1.513

LAP	SECTOR 1	SECTOR 2	LAP TIME		MPH	DIFF	TIME OF DAY
1 -	1:38.748	48.404	2:27.152		72.63	4.582	10:31:48.162
2 -	1:36.368	47.928	2:24.296	**(3)**	74.07	1.726	10:34:12.458
3 -	1:34.754	47.816	***2:22.570***	**(1)**	***74.96***		***10:36:35.028***
4 -	1:35.599	***47.319***	2:22.918	**(2)**	74.78	0.348	10:38:57.946
5 -	***1:33.738***						

BMCRC - MRO Championships - Rnd 8 @ Snetterton

Thunderbike Sport & Supertwins

QUALIFYING - BEST SECTORS

	SECTOR 1		SECTOR 2	
POS	NO	TIME	NO	TIME
1	**19**	**1:20.747**	**78**	**40.184**
2	**530**	**1:21.415**	**21**	**40.732**
3	**78**	**1:21.610**	**19**	**40.765**
4	**21**	**1:21.880**	**54**	**40.774**
5	**5**	**1:22.149**	**5**	**40.979**
6	**54**	**1:22.152**	**15**	**41.003**
7	**15**	**1:22.158**	**4**	**41.168**
8	**66**	**1:22.235**	**530**	**41.218**
9	**4**	**1:22.814**	**27**	**41.306**
10	**176**	**1:23.082**	**176**	**41.444**
11	**27**	**1:23.253**	**66**	**41.656**
12	**102**	**1:23.474**	**102**	**41.662**
13	**402**	**1:23.641**	**402**	**42.479**
14	**69**	**1:24.384**	**69**	**42.484**
15	**153**	**1:25.251**	**153**	**43.007**
16	**751**	**1:26.508**	**131**	**43.240**
17	**38**	**1:27.019**	**38**	**43.595**
18	**131**	**1:27.637**	**751**	**43.731**
19	**557**	**1:27.902**	**10**	**44.137**
20	**10**	**1:28.134**	**22**	**44.665**
21	**369**	**1:29.048**	**557**	**44.774**
22	**679**	**1:29.317**	**333**	**44.918**
23	**333**	**1:29.680**	**679**	**45.059**
24	**109**	**1:29.920**	**109**	**45.180**
25	**85**	**1:29.929**	**369**	**45.211**
26	**73**	**1:30.199**	**85**	**45.545**
27	**22**	**1:30.411**	**73**	**45.833**
28	**282**	**1:31.506**	**282**	**46.158**
29	**58**	**1:32.194**	**58**	**46.303**
30	**67**	**1:33.311**	**67**	**46.660**
31	**53**	**1:33.738**	**35**	**47.269**
32	**35**	**1:33.883**	**53**	**47.319**
33				

IDEAL / BEST COMPARISON

POS	NO	NAME	IDEAL	BEST	DIFF
		PERFECT LAP	**2:00.931**		
1	**19**	DANCE	2:01.512	2:02.057	**0.545**
2	**78**	HARDY	2:01.794	2:01.809	**0.015**
3	**21**	FINNIS	2:02.612	2:02.745	**0.133**
4	**530**	CREASEY	2:02.633	2:02.633	**0.000**
5	**54**	JAMISON	2:02.926	2:02.926	**0.000**
6	**5**	STONE	2:03.128	2:03.128	**0.000**
7	**15**	WHOLEY	2:03.161	2:03.670	**0.509**
8	**66**	DUCRAN	2:03.891	2:03.913	**0.022**
9	**4**	KILLWORTH	2:03.982	2:04.440	**0.458**
10	**176**	WILKINSON	2:04.526	2:04.805	**0.279**
11	**27**	BROWN	2:04.559	2:04.559	**0.000**
12	**102**	FEARN	2:05.136	2:05.451	**0.315**
13	**402**	FARR	2:06.120	2:06.120	**0.000**
14	**69**	SMITH	2:06.868	2:06.868	**0.000**
15	**153**	KILLWORTH	2:08.258	2:08.258	**0.000**
16	**751**	SINCA	2:10.239	2:10.406	**0.167**
17	**38**	LUFF	2:10.614	2:10.614	**0.000**
18	**131**	KINGSTONE	2:10.877	2:10.877	**0.000**
19	**10**	BRUNSDON	2:12.271	2:12.271	**0.000**
20	**557**	WILTON	2:12.676	2:12.676	**0.000**
21	**369**	LINDSAY	2:14.259	2:14.620	**0.361**
22	**679**	GOODRUM	2:14.376	2:14.611	**0.235**
23	**333**	HOUGHTON	2:14.598	2:14.598	**0.000**
24	**22**	GRIFFITHS	2:15.076	2:15.076	**0.000**
25	**109**	PARSONS	2:15.100	2:15.235	**0.135**
26	**85**	KITE	2:15.474	2:15.626	**0.152**
27	**73**	RANSOME	2:16.032	2:16.078	**0.046**
28	**282**	RUSSELL	2:17.664	2:17.909	**0.245**
29	**58**	BUSHELL		2:14.342	
30	**67**	HARVEY	2:19.971	2:19.971	**0.000**
31	**53**	HAMMOND	2:21.057	2:22.570	**1.513**
32	**35**	THURTLE	2:21.152	2:21.243	**0.091**

Weather / Track : Bright / Dry

Snetterton 300: 2.9689 miles
Date: 05/09/2026 Start: 10:29 Finish: 10:38

Results can be found at www.tsl-timing.com

Printed - 10:44 Saturday, 05 September 2026

BMCRC - MRO Championships - Rnd 8 @ Snetterton

Thunderbike Sport & Supertwins

QUALIFYING - STATISTICS

Competitors Started	33
Planned Start	2026-09-05 @ 10:18:00.000
Actual Start	2026-09-05 @ 10:29:01.316
Finish Time	2026-09-05 @ 10:38:57.947
Track Length	2.9689mi.
Total Laps	154
Total Distance Covered	457.2123mi.

Session Fastest Lap History

NO	CL	NAME	LAP TIME	TIME OF DAY	LAP	VEHICLE
54		**Adam JAMISON**	**2:07.062**	10:31:18.577	1	Yamaha R6
21	TWINS	**Toby FINNIS**	**2:06.987**	10:31:19.033	1	Triumph DAYTONA 660
54		**Adam JAMISON**	**2:02.926**	10:33:21.503	2	Yamaha R6
19	TWINS	**Craig DANCE**	**2:02.057**	10:37:35.409	4	Aprilia RS 660
78	TWINS	**Maximus HARDY**	**2:01.809**	10:39:42.604	5	Triumph DAYTONA 660

Flag History

TYPE	TIME OF DAY
GREEN	10:29:01.316
FINISH	10:38:57.947

Flag Statistics

TYPE	COUNT	TOTAL LAPS	TOTAL TIME
Green	1	5	13:38.900
Red	0	0	0.000
Safety Car	0	0	0.000
FCY	0	0	0.000

Weather / Track : Bright / Dry

Snetterton 300: 2.9689 miles
Date: 05/09/2026 Start: 10:29 Finish: 10:38

BMCRC - MRO Championships - Rnd 8 @ Snetterton

Thunderbike Sport & Supertwins

QUALIFYING - STATISTICS

CLASS : 20 Starters

Fastest Lap History

NO	NAME	LAP TIME	TIME OF DAY	LAP	VEHICLE
54	**Adam JAMISON**	**2:07.062**	10:31:18.577	1	Yamaha R6
54	**Adam JAMISON**	**2:02.926**	10:33:21.503	2	Yamaha R6
530	**Morgan CREASEY**	**2:02.633**	10:39:41.190	5	Suzuki GSXR 600

BMCRC - MRO Championships - Rnd 8 @ Snetterton

Thunderbike Sport & Supertwins

QUALIFYING - STATISTICS

CLASS : TWINS

13 Starters

Fastest Lap History

NO	NAME	LAP TIME	TIME OF DAY	LAP	VEHICLE
21	**Toby FINNIS**	**2:06.987**	10:31:19.033	1	Triumph DAYTONA 660
21	**Toby FINNIS**	**2:03.276**	10:33:22.309	2	Triumph DAYTONA 660
21	**Toby FINNIS**	**2:02.927**	10:35:25.236	3	Triumph DAYTONA 660
19	**Craig DANCE**	**2:02.057**	10:37:35.409	4	Aprilia RS 660
78	**Maximus HARDY**	**2:01.809**	10:39:42.604	5	Triumph DAYTONA 660

BMCRC - MRO Championships - Rnd 8 @ Snetterton

Thunderbike Sport & Supertwins

RACE 7 - GRID (5 Laps)



These results are provisional until the conclusion of any judicial and technical matters.

Snetterton 300: 2.9689 miles

Clerk Of Course: Den Grant / Caroline Patterson	Timekeeper: Richard Evans	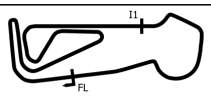

Results can be found at www.tsl-timing.com

Printed - 10:45 Saturday, 05 September 2026

The Race Shack
GRAPHICS & CLOTHING

BMCRC - MRO Championships - Rnd 8 @ Snetterton

Thunderbike Sport & Supertwins

RACE 7 - CLASSIFICATION

Race Distance: 5 Laps / 14.84 miles

BMCRC SUPERTWINS

POS	NO	CL	PIC	NAME	ENTRY	LAPS	TIME	GAP	DIFF	MPH	BEST	ON	GRD	↑↓
1	19	TWINS	1	Craig DANCE	Aprilia RS 660 - 2 brothers scaffolding	5	10:14.355			86.98	2:01.132	5	2	1
2	78	TWINS	2	Maximus HARDY	Triumph DAYTONA 660 - DAD	5	10:14.363	0.008	0.008	86.98	2:01.133	5	1	-1
3	66	TWINS	3	Mitch DUCRAN	Yamaha R7 - JP Haulage / Black Widow Exhausts	5	10:21.156	6.801	6.793	86.03	2:02.211	5	8	5
4	5		1	Logan STONE	Yamaha R6 -	5	10:22.689	8.334	1.533	85.82	2:01.835	4	6	2
5	530		2	Morgan CREASEY	Suzuki GSXR 600 - Green plant	5	10:23.340	8.985	0.651	85.73	2:02.433	2	3	-2
6	54		3	Adam JAMISON	Yamaha R6 - Hazel Tree Estates LTD	5	10:23.375	9.020	0.035	85.72	2:02.039	2	5	-1
7	176	TWINS	4	Luca WILKINSON	Aprilia RS660 - Speedy Freight - NW Racing	5	10:23.556	9.201	0.181	85.70	2:02.607	5	11	4
8	102		4	James FEARN	Yamaha R6 - Team catching killworths	5	10:23.754	9.399	0.198	85.67	2:02.706	4	12	4
9	21	TWINS	5	Toby FINNIS	Triumph DAYTONA 660 - JPG Racing	5	10:23.896	9.541	0.142	85.65	2:02.935	4	4	-5
10	27	TWINS	6	Ben BROWN	Triumph DAYTONA 660 - Hunts Motorcycles	5	10:23.952	9.597	0.056	85.64	2:02.681	5	10	0
11	4		5	Hayden KILLWORTH	Suzuki GSXR - GreenPlantUK, Helmet City, M.S Racing, Nar	5	10:24.412	10.057	0.460	85.58	2:02.862	5	9	-2
12	15		6	Kevin WHOLEY	Honda CBR600RR - Twistgrip Motorcycles	5	10:28.489	14.134	4.077	85.02	2:02.099	2	7	-5
13	402		7	Kaine FARR	Suzuki GSXR - The Elms B&B Snetterton	5	10:36.145	21.790	7.656	84.00	2:04.812	4	13	0
14	69		8	Terry SMITH	Yamaha R6 - Staxson racing	5	10:36.553	22.198	0.408	83.95	2:04.750	5	14	0
15	153		9	Jordan KILLWORTH	Suzuki GSX-R600 - Greenplant/Pass Bike/M.S Racing	5	10:39.790	25.435	3.237	83.52	2:05.708	5	15	0
16	751		10	Lucian Silviu SINCA	Kawasaki ZX6R B1H -	5	10:50.624	36.269	10.834	82.13	2:08.274	2	16	0
17	131		11	Nicholas KINGSTONE	Suzuki GSXR600 -	5	11:03.133	48.778	12.509	80.58	2:08.997	5	18	1
18	557		12	John WILTON	Yamaha R6 - Repetition Roasters	5	11:04.462	50.107	1.329	80.42	2:09.947	5	20	2
19	73	TWINS	7	David RANSOME	Suzuki GSX8S - Hunts Motorcycles	5	11:04.945	50.590	0.483	80.36	2:08.716	4	28	9
20	10		13	Mike BRUNSDON	Suzuki GSXR 600 - TOK-Ticked Holidays	5	11:07.587	53.232	2.642	80.04	2:10.856	5	19	-1
21	109	TWINS	8	Logan PARSONS	Suzuki SV650 - IMP Racing & Log Racing	5	11:11.416	57.061	3.829	79.59	2:11.907	5	26	5
22	333		14	Andrew HOUGHTON	Suzuki TL1000S - Techoir & The Bike Experience	5	11:13.064	58.709	1.648	79.39	2:11.765	2	22	0
23	679		15	Gene GOODRUM	Suzuki GSXR 600 - Delta T Racing	5	11:13.544	59.189	0.480	79.34	2:12.506	2	23	0
24	22	TWINS	9	Jack GRIFFITHS	Yamaha R7 - MSS PERFORMANCE,SUBLIME DSG,HELME	5	11:14.101	59.746	0.557	79.27	2:12.195	5	25	1
25	58		16	Billy BUSHELL	-	5	11:16.201	1:01.846	2.100	79.03	2:13.679	3	21	-4
26	85		17	Andrew KITE	Ducati 749 - Red Rebel Racing	5	11:24.453	1:10.098	8.252	78.07	2:14.226	4	27	1
27	35	TWINS	10	Stuart THURTLE	Aprilia RS660 - STRacing TeamTortoise / DWP	5	11:33.564	1:19.209	9.111	77.05	2:16.103	4	31	4
28	369	TWINS	11	Merlin LINDSAY	Suzuki SV650S -	5	11:33.795	1:19.440	0.231	77.02	2:16.787	3	24	-4
29	67	TWINS	12	Simon HARVEY	Yamaha YZF-R7 - HCL Car Sales - Dymag	5	11:42.937	1:28.582	9.142	76.02	2:17.295	5	30	1
30	282		18	Mark RUSSELL	Yamaha R6 - P and O Scaffolding	5	11:43.111	1:28.756	0.174	76.00	2:17.727	5	29	-1
31	53		19	Peter HAMMOND	Suzuki SRAD -	5	11:43.778	1:29.423	0.667	75.93	2:16.288	3	32	1
32	38	TWINS	13	David LUFF	BMW F900 - Sarah O'Neill	5	11:50.784	1:36.429	7.006	75.18	2:13.729	5	17	-15

NOT STARTED

NS	172			Andrew ROBINSON	Yamaha YZF R6 -								33	
NS	96	TWINS		Jared OAKLEY	Kawasaki ER6 - Delta T Racing								34	

FASTEST LAP

19	TWINS	Craig DANCE	Aprilia RS 660 - 2 brothers scaffolding	5	2:01.132	88.23 mph	142.00 kph
5		Logan STONE	Yamaha R6 -	4	2:01.835	87.72 mph	141.18 kph

Class TWINS - 92.5% of Race Speed = 80.45 mph
Class - 92.5% of Race Speed = 79.38 mph

Weather / Track : Bright / Dry
These results are provisional until the conclusion of any judicial and technical matters.

Date: 05/09/2026 Start: 14:30 Finish: 14:40
Snetterton 300: 2.9689 miles

Clerk Of Course: Den Grant / Caroline Patterson	Timekeeper: Richard Evans	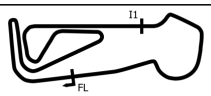

Results can be found at www.tsl-timing.com

Printed - 14:43 Saturday, 05 September 2026

BRITISH MOTOR CYCLE RACING CLUB
TSL SPORTS TIMING
TIMING SOLUTIONS LTD
MOTORCYCLE RACING ORGANISATION
MRO

BMCRC - MRO Championships - Rnd 8 @ Snetterton

Thunderbike Sport & Supertwins

RACE 7 - LAP CHART

LAP 1 @ 14:32:45.746

NO	BEHIND	LAP TIME
78		2:07.800
19	0.008	2:07.808
530	1.107	2:08.907
5	1.524	2:09.324
15	1.650	2:09.450
66	1.818	2:09.618
21	1.886	2:09.686
54	1.993	2:09.793
102	2.461	2:10.261
176	2.615	2:10.415
27	3.163	2:10.963
4	3.226	2:11.026
69	5.784	2:13.584
153	6.474	2:14.274
402	6.579	2:14.379
751	7.795	2:15.595
58	10.682	2:18.482
557	11.175	2:18.975
131	11.581	2:19.381
10	12.911	2:20.711
679	13.534	2:21.334
109	13.615	2:21.415
22	14.456	2:22.256
73	14.550	2:22.350
333	16.556	2:24.356
369	17.813	2:25.613
85	17.834	2:25.634
35	19.185	2:26.985
67	21.204	2:29.004
282	21.367	2:29.167
53	25.031	2:32.831
38	41.832	2:49.632

LAP 2 @ 14:34:47.361

NO	BEHIND	LAP TIME
19		2:01.607
78	0.334	2:01.949
530	1.925	2:02.433
5	1.932	2:02.023
15	2.134	2:02.099
54	2.417	2:02.039
66	3.081	2:02.878
21	3.714	2:03.443
102	3.742	2:02.896
176	4.348	2:03.348
27	5.409	2:03.861
4	5.686	2:04.075
69	10.361	2:06.192
402	11.062	2:06.098
153	11.739	2:06.880
751	14.454	2:08.274
557	21.757	2:12.197
131	21.833	2:11.867
58	22.830	2:13.763
10	23.434	2:12.138
73	23.635	2:10.700
679	24.425	2:12.506
109	24.916	2:12.916
22	26.543	2:13.702
333	26.706	2:11.765
85	31.687	2:15.468
369	33.635	2:17.437
35	34.808	2:17.238
282	38.077	2:18.325
67	38.480	2:18.891
53	42.585	2:19.169
38	54.966	2:14.749

LAP 3 @ 14:36:49.173

NO	BEHIND	LAP TIME
78		2:01.478
19	0 Laps	2:01.812
54	4.251	2:03.646
15	4.492	2:04.170
66	5.057	2:03.788
21	5.268	2:03.366
102	5.681	2:03.751
176	6.212	2:03.676
530	6.459	2:06.346
5	6.571	2:06.451
27	6.804	2:03.207
4	7.165	2:03.291
69	14.352	2:05.803
402	14.743	2:05.493
153	16.786	2:06.859
751	21.648	2:09.006
557	31.287	2:11.342
131	31.612	2:11.591
10	33.313	2:11.691
58	34.697	2:13.679
73	34.776	2:12.953
679	35.377	2:12.764
109	35.893	2:12.789
333	37.163	2:12.269
22	38.330	2:13.599
85	44.730	2:14.855
369	48.610	2:16.787
35	49.591	2:16.595
282	55.606	2:19.341
67	55.984	2:19.316
53	57.061	2:16.288
38	1:09.402	2:16.248

LAP 4 @ 14:38:51.169

NO	BEHIND	LAP TIME
19		2:01.996
78	0.007	2:02.003
66	5.722	2:02.661
54	6.012	2:03.757
21	6.207	2:02.935
102	6.391	2:02.706
5	6.410	2:01.835
530	7.241	2:02.778
176	7.726	2:03.510
27	8.048	2:03.240
4	8.327	2:03.158
15	12.448	2:09.952
402	17.559	2:04.812
69	18.580	2:06.224
153	20.859	2:06.069
751	28.743	2:09.091
131	40.913	2:11.297
557	41.292	2:12.001
73	41.496	2:08.716
10	43.508	2:12.191
109	46.286	2:12.389
58	47.461	2:14.760
333	47.645	2:12.478
679	47.761	2:14.380
22	48.683	2:12.349
85	56.960	2:14.226
35	1:03.698	2:16.103
369	1:03.774	2:17.160
282	1:12.161	2:18.551
67	1:12.419	2:18.431
53	1:13.459	2:18.394
38	1:23.832	2:16.426

LAP 5 @ 14:40:52.301

NO	BEHIND	LAP TIME
19		2:01.132
78	0.008	2:01.133
66	6.801	2:02.211
5	8.334	2:03.056
530	8.985	2:02.876
54	9.020	2:04.140
176	9.201	2:02.607
102	9.399	2:04.140
21	9.541	2:04.466
27	9.597	2:02.681
4	10.057	2:02.862
15	14.134	2:02.818
402	21.790	2:05.363
69	22.198	2:04.750
153	25.435	2:05.708
751	36.269	2:08.658
131	48.778	2:08.997
557	50.107	2:09.947
73	50.590	2:10.226
10	53.232	2:10.856
109	57.061	2:11.907
333	58.709	2:12.196
679	59.189	2:12.560
22	59.746	2:12.195
58	1:01.846	2:15.517
85	1:10.098	2:14.270
35	1:19.209	2:16.643
369	1:19.440	2:16.798
67	1:28.582	2:17.295
282	1:28.756	2:17.727
53	1:29.423	2:17.096
38	1:36.429	2:13.729

Weather / Track : Bright / Dry

Snetterton 300: 2.9689 miles
Date: 05/09/2026 Start: 14:30 Finish: 14:40

Results can be found at www.tsl-timing.com

Printed - 14:44 Saturday, 05 September 2026

BMCRC - MRO Championships - Rnd 8 @ Snetterton

Thunderbike Sport & Supertwins

RACE 7 - POSITION CHART

No	Name	Lap Pos	1	2	3	4	5
78	HARDY	1	78	19	78	19	19
19	DANCE	2	19	78	19	78	78
530	CREASEY	3	530	530	54	66	66
21	FINNIS	4	5	5	15	54	5
54	JAMISON	5	15	15	66	21	530
5	STONE	6	66	54	21	102	54
15	WHOLEY	7	21	66	102	5	176
66	DUCRAN	8	54	21	176	530	102
4	KILLWORTH	9	102	102	530	176	21
27	BROWN	10	176	176	5	27	27
176	WILKINSON	11	27	27	27	4	4
102	FEARN	12	4	4	4	15	15
402	FARR	13	69	69	69	402	402
69	SMITH	14	153	402	402	69	69
153	KILLWORTH	15	402	153	153	153	153
751	SINCA	16	751	751	751	751	751
38	LUFF	17	58	557	557	131	131
131	KINGSTONE	18	557	131	131	557	557
10	BRUNSDON	19	131	58	10	73	73
557	WILTON	20	10	10	58	10	10
58	BUSHELL	21	679	73	73	109	109
333	HOUGHTON	22	109	679	679	58	333
679	GOODRUM	23	22	109	109	333	679
369	LINDSAY	24	73	22	333	679	22
22	GRIFFITHS	25	333	333	22	22	58
109	PARSONS	26	369	85	85	85	85
85	KITE	27	85	369	369	35	35
73	RANSOME	28	35	35	35	369	369
282	RUSSELL	29	67	282	282	282	67
67	HARVEY	30	282	67	67	67	282
35	THURTLE	31	53	53	53	53	53
53	HAMMOND	32	38	38	38	38	38
172	ROBINSON	33					
96	OAKLEY	34					

Weather / Track : Bright / Dry

Snetterton 300: 2.9689 miles
Date: 05/09/2026 Start: 14:30 Finish: 14:40

Results can be found at www.tsl-timing.com

Printed - 14:44 Saturday, 05 September 2026

BMCRC - MRO Championships - Rnd 8 @ Snetterton

Thunderbike Sport & Supertwins

RACE 7 - SECTOR ANALYSIS

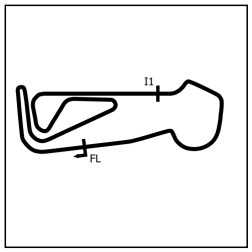

SECTOR 1 = FL to I1, SECTOR 2 = I1 to FL, DIFF = Difference To Personal Best Lap, P = Crossed Finish Line in Pit Lane, D = Time Disallowed

P1 19 TWINS Craig DANCE

Aprilia RS 660 - 2 brothers scaffolding

IDEAL LAP TIME : 2:01.132 BEST LAP TIME : 2:01.132 DIFFERENCE : 0.000

LAP	SECTOR 1	SECTOR 2	LAP TIME		MPH	DIFF	TIME OF DAY
1 -		40.644	2:07.808		83.62	6.676	14:32:45.754
2 -	1:21.106	40.501	2:01.607	(2)	87.89	0.475	14:34:47.361
3 -	1:21.331	40.481	2:01.812	(3)	87.74	0.680	14:36:49.173
4 -	1:21.007	40.989	2:01.996		87.61	0.864	14:38:51.169
5 -	***1:20.917***	***40.215***	***2:01.132***	***(1)***	***88.23***		***14:40:52.301***

P2 78 TWINS Maximus HARDY

Triumph DAYTONA 660 - DAD

IDEAL LAP TIME : 2:01.133 BEST LAP TIME : 2:01.133 DIFFERENCE : 0.000

LAP	SECTOR 1	SECTOR 2	LAP TIME		MPH	DIFF	TIME OF DAY
1 -		40.553	2:07.800		83.63	6.667	14:32:45.746
2 -	1:21.574	40.375	2:01.949	(3)	87.64	0.816	14:34:47.695
3 -	1:21.287	40.191	2:01.478	(2)	87.98	0.345	14:36:49.173
4 -	1:21.274	40.729	2:02.003		87.60	0.870	14:38:51.176
5 -	***1:21.046***	***40.087***	***2:01.133***	***(1)***	***88.23***		***14:40:52.309***

P3 66 TWINS Mitch DUCRAN

Yamaha R7 - JP Haulage / Black Widow Exhausts

IDEAL LAP TIME : 2:02.103 BEST LAP TIME : 2:02.211 DIFFERENCE : 0.108

LAP	SECTOR 1	SECTOR 2	LAP TIME		MPH	DIFF	TIME OF DAY
1 -		42.006	2:09.618		82.45	7.407	14:32:47.564
2 -	1:21.948	***40.930***	2:02.878	(3)	86.98	0.667	14:34:50.442
3 -	1:22.160	41.628	2:03.788		86.34	1.577	14:36:54.230
4 -	1:21.390	41.271	2:02.661	(2)	87.13	0.450	14:38:56.891
5 -	***1:21.173***	41.038	***2:02.211***	***(1)***	***87.45***		***14:40:59.102***

P4 5 Logan STONE

Yamaha R6 -

IDEAL LAP TIME : 2:01.439 BEST LAP TIME : 2:01.835 DIFFERENCE : 0.396

LAP	SECTOR 1	SECTOR 2	LAP TIME		MPH	DIFF	TIME OF DAY
1 -		42.028	2:09.324		82.64	7.489	14:32:47.270
2 -	***1:21.039***	40.984	2:02.023	(2)	87.59	0.188	14:34:49.293
3 -	1:22.591	43.860	2:06.451		84.52	4.616	14:36:55.744
4 -	1:21.435	***40.400***	***2:01.835***	***(1)***	***87.72***		***14:38:57.579***
5 -	1:21.879	41.177	2:03.056	(3)	86.85	1.221	14:41:00.635

P5 530 Morgan CREASEY

Suzuki GSXR 600 - Green plant

IDEAL LAP TIME : 2:02.170 BEST LAP TIME : 2:02.433 DIFFERENCE : 0.263

LAP	SECTOR 1	SECTOR 2	LAP TIME		MPH	DIFF	TIME OF DAY
1 -		41.375	2:08.907		82.91	6.474	14:32:46.853
2 -	1:21.532	40.901	***2:02.433***	***(1)***	***87.29***		***14:34:49.286***
3 -	1:22.500	43.846	2:06.346		84.59	3.913	14:36:55.632
4 -	1:22.097	***40.681***	2:02.778	(2)	87.05	0.345	14:38:58.410
5 -	***1:21.489***	41.387	2:02.876	(3)	86.98	0.443	14:41:01.286

P6 54 Adam JAMISON

Yamaha R6 - Hazel Tree Estates LTD

IDEAL LAP TIME : 2:02.039 BEST LAP TIME : 2:02.039 DIFFERENCE : 0.000

LAP	SECTOR 1	SECTOR 2	LAP TIME		MPH	DIFF	TIME OF DAY
1 -		40.833	2:09.793		82.34	7.754	14:32:47.739
2 -	***1:21.403***	***40.636***	***2:02.039***	***(1)***	***87.57***		***14:34:49.778***
3 -	1:22.409	41.237	2:03.646	(2)	86.44	1.607	14:36:53.424
4 -	1:22.150	41.607	2:03.757	(3)	86.36	1.718	14:38:57.181
5 -	1:22.502	41.638	2:04.140		86.09	2.101	14:41:01.321

Weather / Track : Bright / Dry

Snetterton 300: 2.9689 miles
Date: 05/09/2026 Start: 14:30 Finish: 14:40

BMCRC - MRO Championships - Rnd 8 @ Snetterton

Thunderbike Sport & Supertwins

RACE 7 - SECTOR ANALYSIS

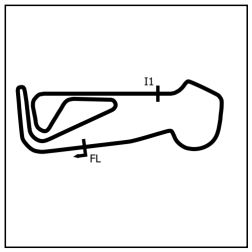

SECTOR 1 = FL to I1, SECTOR 2 = I1 to FL, DIFF = Difference To Personal Best Lap, P = Crossed Finish Line in Pit Lane, D = Time Disallowed

P7 176 TWINS Luca WILKINSON

Aprilia RS660 - Speedy Freight - NW Racing

IDEAL LAP TIME : 2:02.607 BEST LAP TIME : 2:02.607 DIFFERENCE : 0.000

LAP	SECTOR 1	SECTOR 2	LAP TIME		MPH	DIFF	TIME OF DAY
1 -		41.003	2:10.415		81.95	7.808	14:32:48.361
2 -	1:22.398	40.950	2:03.348	(2)	86.64	0.741	14:34:51.709
3 -	1:21.941	41.735	2:03.676		86.42	1.069	14:36:55.385
4 -	1:22.351	41.159	2:03.510	(3)	86.53	0.903	14:38:58.895
5 -	***1:21.695***	***40.912***	***2:02.607***	***(1)***	***87.17***		***14:41:01.502***

P8 102 James FEARN

Yamaha R6 - Team catching killworths

IDEAL LAP TIME : 2:02.333 BEST LAP TIME : 2:02.706 DIFFERENCE : 0.373

LAP	SECTOR 1	SECTOR 2	LAP TIME		MPH	DIFF	TIME OF DAY
1 -		41.000	2:10.261		82.05	7.555	14:32:48.207
2 -	***1:21.633***	41.263	2:02.896	(2)	86.96	0.190	14:34:51.103
3 -	1:22.395	41.356	2:03.751	(3)	86.36	1.045	14:36:54.854
4 -	1:22.006	***40.700***	***2:02.706***	***(1)***	***87.10***		***14:38:57.560***
5 -	1:22.175	41.965	2:04.140		86.09	1.434	14:41:01.700

P9 21 TWINS Toby FINNIS

Triumph DAYTONA 660 - JPG Racing

IDEAL LAP TIME : 2:02.718 BEST LAP TIME : 2:02.935 DIFFERENCE : 0.217

LAP	SECTOR 1	SECTOR 2	LAP TIME		MPH	DIFF	TIME OF DAY
1 -		***41.129***	2:09.686		82.41	6.751	14:32:47.632
2 -	1:22.119	41.324	2:03.443	(3)	86.58	0.508	14:34:51.075
3 -	1:21.772	41.594	2:03.366	(2)	86.63	0.431	14:36:54.441
4 -	***1:21.589***	41.346	***2:02.935***	***(1)***	***86.94***		***14:38:57.376***
5 -	1:23.063	41.403	2:04.466		85.87	1.531	14:41:01.842

P10 27 TWINS Ben BROWN

Triumph DAYTONA 660 - Hunts Motorcycles

IDEAL LAP TIME : 2:02.651 BEST LAP TIME : 2:02.681 DIFFERENCE : 0.030

LAP	SECTOR 1	SECTOR 2	LAP TIME		MPH	DIFF	TIME OF DAY
1 -		***40.886***	2:10.963		81.61	8.282	14:32:48.909
2 -	1:22.534	41.327	2:03.861		86.29	1.180	14:34:52.770
3 -	1:22.110	41.097	2:03.207	(2)	86.74	0.526	14:36:55.977
4 -	1:22.259	40.981	2:03.240	(3)	86.72	0.559	14:38:59.217
5 -	***1:21.765***	40.916	***2:02.681***	***(1)***	***87.12***		***14:41:01.898***

P11 4 Hayden KILLWORTH

Suzuki GSXR - GreenPlantUK, Helmet City, M.S Racing, Nan, F

IDEAL LAP TIME : 2:02.862 BEST LAP TIME : 2:02.862 DIFFERENCE : 0.000

LAP	SECTOR 1	SECTOR 2	LAP TIME		MPH	DIFF	TIME OF DAY
1 -		41.295	2:11.026		81.57	8.164	14:32:48.972
2 -	1:22.745	41.330	2:04.075		86.14	1.213	14:34:53.047
3 -	1:22.127	41.164	2:03.291	(3)	86.68	0.429	14:36:56.338
4 -	1:22.096	41.062	2:03.158	(2)	86.78	0.296	14:38:59.496
5 -	***1:21.830***	***41.032***	***2:02.862***	***(1)***	***86.99***		***14:41:02.358***

P12 15 Kevin WHOLEY

Honda CBR600RR - Twistgrip Motorcycles

IDEAL LAP TIME : 2:02.099 BEST LAP TIME : 2:02.099 DIFFERENCE : 0.000

LAP	SECTOR 1	SECTOR 2	LAP TIME		MPH	DIFF	TIME OF DAY
1 -		41.215	2:09.450		82.56	7.351	14:32:47.396
2 -	***1:21.292***	***40.807***	***2:02.099***	***(1)***	***87.53***		***14:34:49.495***
3 -	1:22.901	41.269	2:04.170	(3)	86.07	2.071	14:36:53.665
4 -	1:28.807	41.145	2:09.952		82.24	7.853	14:39:03.617
5 -	1:21.883	40.935	2:02.818	(2)	87.02	0.719	14:41:06.435

BMCRC - MRO Championships - Rnd 8 @ Snetterton

Thunderbike Sport & Supertwins

RACE 7 - SECTOR ANALYSIS

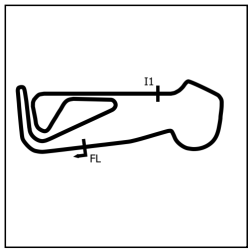

SECTOR 1 = FL to I1, SECTOR 2 = I1 to FL, DIFF = Difference To Personal Best Lap, P = Crossed Finish Line in Pit Lane, D = Time Disallowed

P13 402 Kaine FARR — Suzuki GSXR - The Elms B&B Snetterton

IDEAL LAP TIME : 2:04.718 BEST LAP TIME : 2:04.812 DIFFERENCE : 0.094

LAP	SECTOR 1	SECTOR 2	LAP TIME		MPH	DIFF	TIME OF DAY
1 -		42.405	2:14.379		79.53	9.567	14:32:52.325
2 -	1:23.765	42.333	2:06.098		84.76	1.286	14:34:58.423
3 -	1:22.743	42.750	2:05.493	(3)	85.16	0.681	14:37:03.916
4 -	***1:22.571***	42.241	***2:04.812***	**(1)**	***85.63***		***14:39:08.728***
5 -	1:23.216	***42.147***	2:05.363	(2)	85.25	0.551	14:41:14.091

P14 69 Terry SMITH — Yamaha R6 - Staxson racing

IDEAL LAP TIME : 2:04.723 BEST LAP TIME : 2:04.750 DIFFERENCE : 0.027

LAP	SECTOR 1	SECTOR 2	LAP TIME		MPH	DIFF	TIME OF DAY
1 -		***42.004***	2:13.584		80.00	8.834	14:32:51.530
2 -	1:23.785	42.407	2:06.192	(3)	84.69	1.442	14:34:57.722
3 -	1:22.988	42.815	2:05.803	(2)	84.95	1.053	14:37:03.525
4 -	1:23.711	42.513	2:06.224		84.67	1.474	14:39:09.749
5 -	***1:22.719***	42.031	***2:04.750***	**(1)**	***85.67***		***14:41:14.499***

P15 153 Jordan KILLWORTH — Suzuki GSX-R600 - Greenplant/Pass Bike/M.S Racing

IDEAL LAP TIME : 2:05.335 BEST LAP TIME : 2:05.708 DIFFERENCE : 0.373

LAP	SECTOR 1	SECTOR 2	LAP TIME		MPH	DIFF	TIME OF DAY
1 -		42.620	2:14.274		79.59	8.566	14:32:52.220
2 -	1:24.936	***41.944***	2:06.880		84.23	1.172	14:34:59.100
3 -	1:24.531	42.328	2:06.859	(3)	84.25	1.151	14:37:05.959
4 -	1:23.737	42.332	2:06.069	(2)	84.77	0.361	14:39:12.028
5 -	***1:23.391***	42.317	***2:05.708***	**(1)**	***85.02***		***14:41:17.736***

P16 751 Lucian Silviu SINCA — Kawasaki ZX6R B1H -

IDEAL LAP TIME : 2:07.786 BEST LAP TIME : 2:08.274 DIFFERENCE : 0.488

LAP	SECTOR 1	SECTOR 2	LAP TIME		MPH	DIFF	TIME OF DAY
1 -		***42.759***	2:15.595		78.82	7.321	14:32:53.541
2 -	***1:25.027***	43.247	***2:08.274***	**(1)**	***83.32***		***14:35:01.815***
3 -	1:25.617	43.389	2:09.006	(3)	82.84	0.732	14:37:10.821
4 -	1:26.029	43.062	2:09.091		82.79	0.817	14:39:19.912
5 -	1:25.149	43.509	2:08.658	(2)	83.07	0.384	14:41:28.570

P17 131 Nicholas KINGSTONE — Suzuki GSXR600 -

IDEAL LAP TIME : 2:08.997 BEST LAP TIME : 2:08.997 DIFFERENCE : 0.000

LAP	SECTOR 1	SECTOR 2	LAP TIME		MPH	DIFF	TIME OF DAY
1 -		44.671	2:19.381		76.68	10.384	14:32:57.327
2 -	1:27.913	43.954	2:11.867		81.05	2.870	14:35:09.194
3 -	1:27.850	43.741	2:11.591	(3)	81.22	2.594	14:37:20.785
4 -	1:27.663	43.634	2:11.297	(2)	81.40	2.300	14:39:32.082
5 -	***1:26.118***	***42.879***	***2:08.997***	**(1)**	***82.85***		***14:41:41.079***

P18 557 John WILTON — Yamaha R6 - Repetition Roasters

IDEAL LAP TIME : 2:09.947 BEST LAP TIME : 2:09.947 DIFFERENCE : 0.000

LAP	SECTOR 1	SECTOR 2	LAP TIME		MPH	DIFF	TIME OF DAY
1 -		44.408	2:18.975		76.90	9.028	14:32:56.921
2 -	1:27.457	44.740	2:12.197		80.84	2.250	14:35:09.118
3 -	1:26.717	44.625	2:11.342	(2)	81.37	1.395	14:37:20.460
4 -	1:27.090	44.911	2:12.001	(3)	80.96	2.054	14:39:32.461
5 -	***1:25.995***	***43.952***	***2:09.947***	**(1)**	***82.24***		***14:41:42.408***

BMCRC - MRO Championships - Rnd 8 @ Snetterton

Thunderbike Sport & Supertwins

RACE 7 - SECTOR ANALYSIS

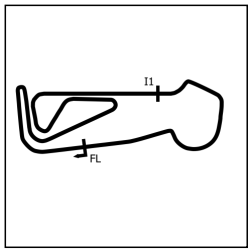

SECTOR 1 = FL to I1, SECTOR 2 = I1 to FL, DIFF = Difference To Personal Best Lap, P = Crossed Finish Line in Pit Lane, D = Time Disallowed

P19 73 TWINS David RANSOME

Suzuki GSX8S - Hunts Motorcycles

IDEAL LAP TIME : 2:08.716 BEST LAP TIME : 2:08.716 DIFFERENCE : 0.000

LAP	SECTOR 1	SECTOR 2	LAP TIME		MPH	DIFF	TIME OF DAY
1 -		44.574	2:22.350		75.08	13.634	14:33:00.296
2 -	1:26.366	44.334	2:10.700	(3)	81.77	1.984	14:35:10.996
3 -	1:28.445	44.508	2:12.953		80.38	4.237	14:37:23.949
4 -	***1:25.142***	***43.574***	***2:08.716***	***(1)***	***83.03***		***14:39:32.665***
5 -	1:26.633	43.593	2:10.226	(2)	82.07	1.510	14:41:42.891

P20 10 Mike BRUNSDON

Suzuki GSXR 600 - TOK-Ticked Holidays

IDEAL LAP TIME : 2:10.856 BEST LAP TIME : 2:10.856 DIFFERENCE : 0.000

LAP	SECTOR 1	SECTOR 2	LAP TIME		MPH	DIFF	TIME OF DAY
1 -		44.519	2:20.711		75.95	9.855	14:32:58.657
2 -	1:27.742	44.396	2:12.138	(3)	80.88	1.282	14:35:10.795
3 -	1:27.463	44.228	2:11.691	(2)	81.16	0.835	14:37:22.486
4 -	1:27.733	44.458	2:12.191		80.85	1.335	14:39:34.677
5 -	***1:26.936***	***43.920***	***2:10.856***	***(1)***	***81.67***		***14:41:45.533***

P21 109 TWINS Logan PARSONS

Suzuki SV650 - IMP Racing & Log Racing

IDEAL LAP TIME : 2:11.907 BEST LAP TIME : 2:11.907 DIFFERENCE : 0.000

LAP	SECTOR 1	SECTOR 2	LAP TIME		MPH	DIFF	TIME OF DAY
1 -		45.009	2:21.415		75.57	9.508	14:32:59.361
2 -	1:28.333	44.583	2:12.916		80.41	1.009	14:35:12.277
3 -	1:28.202	44.587	2:12.789	(3)	80.48	0.882	14:37:25.066
4 -	1:27.965	44.424	2:12.389	(2)	80.73	0.482	14:39:37.455
5 -	***1:27.711***	***44.196***	***2:11.907***	***(1)***	***81.02***		***14:41:49.362***

P22 333 Andrew HOUGHTON

Suzuki TL1000S - Techoir & The Bike Experience

IDEAL LAP TIME : 2:11.527 BEST LAP TIME : 2:11.765 DIFFERENCE : 0.238

LAP	SECTOR 1	SECTOR 2	LAP TIME		MPH	DIFF	TIME OF DAY
1 -		45.331	2:24.356		74.03	12.591	14:33:02.302
2 -	1:28.029	***43.736***	***2:11.765***	***(1)***	***81.11***		***14:35:14.067***
3 -	1:28.232	44.037	2:12.269	(3)	80.80	0.504	14:37:26.336
4 -	***1:27.791***	44.687	2:12.478		80.67	0.713	14:39:38.814
5 -	1:28.065	44.131	2:12.196	(2)	80.85	0.431	14:41:51.010

P23 679 Gene GOODRUM

Suzuki GSXR 600 - Delta T Racing

IDEAL LAP TIME : 2:11.552 BEST LAP TIME : 2:12.506 DIFFERENCE : 0.954

LAP	SECTOR 1	SECTOR 2	LAP TIME		MPH	DIFF	TIME OF DAY
1 -		44.969	2:21.334		75.62	8.828	14:32:59.280
2 -	***1:27.333***	45.173	***2:12.506***	***(1)***	***80.66***		***14:35:11.786***
3 -	1:27.814	44.950	2:12.764	(3)	80.50	0.258	14:37:24.550
4 -	1:29.261	45.119	2:14.380		79.53	1.874	14:39:38.930
5 -	1:28.341	***44.219***	2:12.560	(2)	80.62	0.054	14:41:51.490

P24 22 TWINS Jack GRIFFITHS

Yamaha R7 - MSS PERFORMANCE,SUBLIME DSG,HELMET (

IDEAL LAP TIME : 2:11.919 BEST LAP TIME : 2:12.195 DIFFERENCE : 0.276

LAP	SECTOR 1	SECTOR 2	LAP TIME		MPH	DIFF	TIME OF DAY
1 -		44.511	2:22.256		75.13	10.061	14:33:00.202
2 -	1:29.132	44.570	2:13.702		79.93	1.507	14:35:13.904
3 -	1:29.684	43.915	2:13.599	(3)	80.00	1.404	14:37:27.503
4 -	***1:28.027***	44.322	2:12.349	(2)	80.75	0.154	14:39:39.852
5 -	1:28.303	***43.892***	***2:12.195***	***(1)***	***80.85***		***14:41:52.047***

BMCRC - MRO Championships - Rnd 8 @ Snetterton

Thunderbike Sport & Supertwins

RACE 7 - SECTOR ANALYSIS

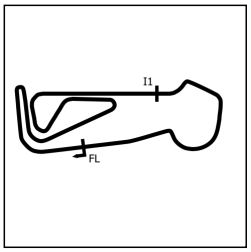

SECTOR 1 = FL to I1, SECTOR 2 = I1 to FL, DIFF = Difference To Personal Best Lap, P = Crossed Finish Line in Pit Lane, D = Time Disallowed

P25 58 Billy BUSHELL -

IDEAL LAP TIME : 2:13.225 BEST LAP TIME : 2:13.679 DIFFERENCE : 0.454

LAP	SECTOR 1	SECTOR 2	LAP TIME		MPH	DIFF	TIME OF DAY
1 -		***44.310***	2:18.482		77.17	4.803	14:32:56.428
2 -	1:28.988	44.775	2:13.763	**(2)**	79.90	0.084	14:35:10.191
3 -	***1:28.915***	44.764	***2:13.679***	**(1)**	***79.95***		***14:37:23.870***
4 -	1:29.832	44.928	2:14.760	**(3)**	79.31	1.081	14:39:38.630
5 -	1:30.730	44.787	2:15.517		78.86	1.838	14:41:54.147

P26 85 Andrew KITE Ducati 749 - Red Rebel Racing

IDEAL LAP TIME : 2:13.863 BEST LAP TIME : 2:14.226 DIFFERENCE : 0.363

LAP	SECTOR 1	SECTOR 2	LAP TIME		MPH	DIFF	TIME OF DAY
1 -		45.902	2:25.634		73.38	11.408	14:33:03.580
2 -	1:29.722	45.746	2:15.468		78.89	1.242	14:35:19.048
3 -	1:29.390	45.465	2:14.855	**(3)**	79.25	0.629	14:37:33.903
4 -	1:29.023	***45.203***	***2:14.226***	**(1)**	***79.62***		***14:39:48.129***
5 -	***1:28.660***	45.610	2:14.270	**(2)**	79.60	0.044	14:42:02.399

P27 35 TWINS Stuart THURTLE Aprilia RS660 - STRacing TeamTortoise / DWP

IDEAL LAP TIME : 2:15.705 BEST LAP TIME : 2:16.103 DIFFERENCE : 0.398

LAP	SECTOR 1	SECTOR 2	LAP TIME		MPH	DIFF	TIME OF DAY
1 -		46.548	2:26.985		72.71	10.882	14:33:04.931
2 -	1:31.044	46.194	2:17.238		77.87	1.135	14:35:22.169
3 -	1:30.929	***45.666***	2:16.595	**(2)**	78.24	0.492	14:37:38.764
4 -	***1:30.039***	46.064	***2:16.103***	**(1)**	***78.52***		***14:39:54.867***
5 -	1:30.678	45.965	2:16.643	**(3)**	78.21	0.540	14:42:11.510

P28 369 TWINS Merlin LINDSAY Suzuki SV650S -

IDEAL LAP TIME : 2:16.686 BEST LAP TIME : 2:16.787 DIFFERENCE : 0.101

LAP	SECTOR 1	SECTOR 2	LAP TIME		MPH	DIFF	TIME OF DAY
1 -		46.405	2:25.613		73.40	8.826	14:33:03.559
2 -	1:31.333	46.104	2:17.437		77.76	0.650	14:35:20.996
3 -	***1:30.895***	45.892	***2:16.787***	**(1)**	***78.13***		***14:37:37.783***
4 -	1:31.144	46.016	2:17.160	**(3)**	77.92	0.373	14:39:54.943
5 -	1:31.007	***45.791***	2:16.798	**(2)**	78.13	0.011	14:42:11.741

P29 67 TWINS Simon HARVEY Yamaha YZF-R7 - HCL Car Sales - Dymag

IDEAL LAP TIME : 2:17.295 BEST LAP TIME : 2:17.295 DIFFERENCE : 0.000

LAP	SECTOR 1	SECTOR 2	LAP TIME		MPH	DIFF	TIME OF DAY
1 -		46.339	2:29.004		71.72	11.709	14:33:06.950
2 -	1:32.541	46.350	2:18.891	**(3)**	76.95	1.596	14:35:25.841
3 -	1:32.690	46.626	2:19.316		76.71	2.021	14:37:45.157
4 -	1:31.291	47.140	2:18.431	**(2)**	77.20	1.136	14:40:03.588
5 -	***1:31.214***	***46.081***	***2:17.295***	**(1)**	***77.84***		***14:42:20.883***

P30 282 Mark RUSSELL Yamaha R6 - P and O Scaffolding

IDEAL LAP TIME : 2:16.868 BEST LAP TIME : 2:17.727 DIFFERENCE : 0.859

LAP	SECTOR 1	SECTOR 2	LAP TIME		MPH	DIFF	TIME OF DAY
1 -		46.466	2:29.167		71.65	11.440	14:33:07.113
2 -	1:32.270	***46.055***	2:18.325	**(2)**	77.26	0.598	14:35:25.438
3 -	1:30.991	48.350	2:19.341		76.70	1.614	14:37:44.779
4 -	***1:30.813***	47.738	2:18.551	**(3)**	77.14	0.824	14:40:03.330
5 -	1:31.205	46.522	***2:17.727***	**(1)**	***77.60***		***14:42:21.057***

BMCRC - MRO Championships - Rnd 8 @ Snetterton

Thunderbike Sport & Supertwins

RACE 7 - SECTOR ANALYSIS

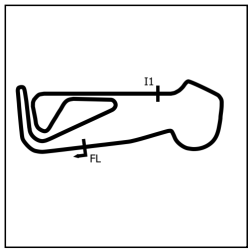

SECTOR 1 = FL to I1, SECTOR 2 = I1 to FL, DIFF = Difference To Personal Best Lap, P = Crossed Finish Line in Pit Lane, D = Time Disallowed

P31 53 Peter HAMMOND Suzuki SRAD -

IDEAL LAP TIME : 2:16.275 BEST LAP TIME : 2:16.288 DIFFERENCE : 0.013

LAP	SECTOR 1	SECTOR 2	LAP TIME	MPH	DIFF	TIME OF DAY
1 -		49.714	2:32.831	69.93	16.543	14:33:10.777
2 -	1:32.049	47.120	2:19.169	76.79	2.881	14:35:29.946
3 -	1:30.671	***45.617***	***2:16.288*** **(1)**	***78.42***		***14:37:46.234***
4 -	***1:30.658***	47.736	2:18.394 **(3)**	77.22	2.106	14:40:04.628
5 -	1:30.674	46.422	2:17.096 **(2)**	77.96	0.808	14:42:21.724

P32 38 TWINS David LUFF BMW F900 - Sarah O'Neill

IDEAL LAP TIME : 2:13.729 BEST LAP TIME : 2:13.729 DIFFERENCE : 0.000

LAP	SECTOR 1	SECTOR 2	LAP TIME	MPH	DIFF	TIME OF DAY
1 -		46.261	2:49.632	63.00	35.903	14:33:27.578
2 -	1:29.352	45.397	2:14.749 **(2)**	79.31	1.020	14:35:42.327
3 -	1:30.467	45.781	2:16.248 **(3)**	78.44	2.519	14:37:58.575
4 -	1:30.279	46.147	2:16.426	78.34	2.697	14:40:15.001
5 -	***1:28.759***	***44.970***	***2:13.729*** **(1)**	***79.92***		***14:42:28.730***

BMCRC - MRO Championships - Rnd 8 @ Snetterton

Thunderbike Sport & Supertwins

RACE 7 - BEST SECTORS

	SECTOR 1		SECTOR 2	
POS	NO	TIME	NO	TIME
1	**19**	**1:20.917**	**78**	**40.087**
2	**5**	**1:21.039**	**19**	**40.215**
3	**78**	**1:21.046**	**5**	**40.400**
4	**66**	**1:21.173**	**54**	**40.636**
5	**15**	**1:21.292**	**530**	**40.681**
6	**54**	**1:21.403**	**102**	**40.700**
7	**530**	**1:21.489**	**15**	**40.807**
8	**21**	**1:21.589**	**27**	**40.886**
9	**102**	**1:21.633**	**176**	**40.912**
10	**176**	**1:21.695**	**66**	**40.930**
11	**27**	**1:21.765**	**4**	**41.032**
12	**4**	**1:21.830**	**21**	**41.129**
13	**402**	**1:22.571**	**153**	**41.944**
14	**69**	**1:22.719**	**69**	**42.004**
15	**153**	**1:23.391**	**402**	**42.147**
16	**751**	**1:25.027**	**751**	**42.759**
17	**73**	**1:25.142**	**131**	**42.879**
18	**557**	**1:25.995**	**73**	**43.574**
19	**131**	**1:26.118**	**333**	**43.736**
20	**10**	**1:26.936**	**22**	**43.892**
21	**679**	**1:27.333**	**10**	**43.920**
22	**109**	**1:27.711**	**557**	**43.952**
23	**333**	**1:27.791**	**109**	**44.196**
24	**22**	**1:28.027**	**679**	**44.219**
25	**85**	**1:28.660**	**58**	**44.310**
26	**38**	**1:28.759**	**38**	**44.970**
27	**58**	**1:28.915**	**85**	**45.203**
28	**35**	**1:30.039**	**53**	**45.617**
29	**53**	**1:30.658**	**35**	**45.666**
30	**282**	**1:30.813**	**369**	**45.791**
31	**369**	**1:30.895**	**282**	**46.055**
32	**67**	**1:31.214**	**67**	**46.081**

IDEAL / BEST COMPARISON

POS	NO	NAME	IDEAL	BEST	DIFF
		PERFECT LAP	**2:01.004**		
1	**19**	DANCE	2:01.132	2:01.132	**0.000**
2	**78**	HARDY	2:01.133	2:01.133	**0.000**
3	**5**	STONE	2:01.439	2:01.835	**0.396**
4	**54**	JAMISON	2:02.039	2:02.039	**0.000**
5	**15**	WHOLEY	2:02.099	2:02.099	**0.000**
6	**66**	DUCRAN	2:02.103	2:02.211	**0.108**
7	**530**	CREASEY	2:02.170	2:02.433	**0.263**
8	**102**	FEARN	2:02.333	2:02.706	**0.373**
9	**176**	WILKINSON	2:02.607	2:02.607	**0.000**
10	**27**	BROWN	2:02.651	2:02.681	**0.030**
11	**21**	FINNIS	2:02.718	2:02.935	**0.217**
12	**4**	KILLWORTH	2:02.862	2:02.862	**0.000**
13	**402**	FARR	2:04.718	2:04.812	**0.094**
14	**69**	SMITH	2:04.723	2:04.750	**0.027**
15	**153**	KILLWORTH	2:05.335	2:05.708	**0.373**
16	**751**	SINCA	2:07.786	2:08.274	**0.488**
17	**73**	RANSOME	2:08.716	2:08.716	**0.000**
18	**131**	KINGSTONE	2:08.997	2:08.997	**0.000**
19	**557**	WILTON	2:09.947	2:09.947	**0.000**
20	**10**	BRUNSDON	2:10.856	2:10.856	**0.000**
21	**333**	HOUGHTON	2:11.527	2:11.765	**0.238**
22	**679**	GOODRUM	2:11.552	2:12.506	**0.954**
23	**109**	PARSONS	2:11.907	2:11.907	**0.000**
24	**22**	GRIFFITHS	2:11.919	2:12.195	**0.276**
25	**58**	BUSHELL	2:13.225	2:13.679	**0.454**
26	**38**	LUFF	2:13.729	2:13.729	**0.000**
27	**85**	KITE	2:13.863	2:14.226	**0.363**
28	**35**	THURTLE	2:15.705	2:16.103	**0.398**
29	**53**	HAMMOND	2:16.275	2:16.288	**0.013**
30	**369**	LINDSAY	2:16.686	2:16.787	**0.101**
31	**282**	RUSSELL	2:16.868	2:17.727	**0.859**
32	**67**	HARVEY	2:17.295	2:17.295	**0.000**

Weather / Track : Bright / Dry

Snetterton 300: 2.9689 miles
Date: 05/09/2026 Start: 14:30 Finish: 14:40

Results can be found at www.tsl-timing.com

Printed - 14:44 Saturday, 05 September 2026

BMCRC - MRO Championships - Rnd 8 @ Snetterton

Thunderbike Sport & Supertwins

RACE 7 - STATISTICS

Competitors Started	32
Planned Start	2026-09-05 @ 13:30:00.000
Actual Start	2026-09-05 @ 14:30:37.945
Finish Time	2026-09-05 @ 14:40:52.300
Track Length	2.9689mi.
Total Laps	160
Total Distance Covered	475.0258mi.

Session Fastest Lap History

NO	CL	NAME	LAP TIME	TIME OF DAY	LAP	VEHICLE
19	TWINS	**Craig DANCE**	**2:01.607**	14:34:47.361	2	Aprilia RS 660
78	TWINS	**Maximus HARDY**	**2:01.478**	14:36:49.173	3	Triumph DAYTONA 660
19	TWINS	**Craig DANCE**	**2:01.132**	14:40:52.301	5	Aprilia RS 660

Session Leader History

NO	CL	NAME	FROM LAP	LAPS LED	DISTANCE	VEHICLE
78	TWINS	**Maximus HARDY**	1	1	2.96 miles	Triumph DAYTONA 660
19	TWINS	**Craig DANCE**	2	1	2.96 miles	Aprilia RS 660
78	TWINS	**Maximus HARDY**	3	1	2.96 miles	Triumph DAYTONA 660
19	TWINS	**Craig DANCE**	4	2	5.93 miles	Aprilia RS 660

Flag History

TYPE	TIME OF DAY
GREEN	14:30:37.945
FINISH	14:40:52.300

Flag Statistics

TYPE	COUNT	TOTAL LAPS	TOTAL TIME
Green	1	5	12:31.498
Red	0	0	0.000
Safety Car	0	0	0.000
FCY	0	0	0.000

Weather / Track : Bright / Dry

Snetterton 300: 2.9689 miles
Date: 05/09/2026 Start: 14:30 Finish: 14:40

BMCRC - MRO Championships - Rnd 8 @ Snetterton

Thunderbike Sport & Supertwins

RACE 7 - STATISTICS

CLASS : 19 Starters

Fastest Lap History

NO	NAME	LAP TIME	TIME OF DAY	LAP	VEHICLE
530	**Morgan CREASEY**	**2:02.433**	14:34:49.286	2	Suzuki GSXR 600
5	**Logan STONE**	**2:02.023**	14:34:49.293	2	Yamaha R6
5	**Logan STONE**	**2:01.835**	14:38:57.579	4	Yamaha R6

Leader History

NO	NAME	FROM LAP	LAPS LED	DISTANCE	VEHICLE
530	**Morgan CREASEY**	1	2	5.93 miles	Suzuki GSXR 600
54	**Adam JAMISON**	3	2	5.93 miles	Yamaha R6
5	**Logan STONE**	5	1	2.96 miles	Yamaha R6

BMCRC - MRO Championships - Rnd 8 @ Snetterton

Thunderbike Sport & Supertwins

RACE 7 - STATISTICS

CLASS : TWINS

13 Starters

Fastest Lap History

NO	NAME	LAP TIME	TIME OF DAY	LAP	VEHICLE
19	**Craig DANCE**	**2:01.607**	14:34:47.361	2	Aprilia RS 660
78	**Maximus HARDY**	**2:01.478**	14:36:49.173	3	Triumph DAYTONA 660
19	**Craig DANCE**	**2:01.132**	14:40:52.301	5	Aprilia RS 660

Leader History

NO	NAME	FROM LAP	LAPS LED	DISTANCE	VEHICLE
78	**Maximus HARDY**	1	1	2.96 miles	Triumph DAYTONA 660
19	**Craig DANCE**	2	1	2.96 miles	Aprilia RS 660
78	**Maximus HARDY**	3	1	2.96 miles	Triumph DAYTONA 660
19	**Craig DANCE**	4	2	5.93 miles	Aprilia RS 660

BMCRC - MRO Championships - Rnd 8 @ Snetterton

Thunderbike Sport & Supertwins

RACE 16 - GRID (5 Laps)



These results are provisional until the conclusion of any judicial and technical matters.

Snetterton 300: 2.9689 miles

Clerk Of Course: Den Grant / Caroline Patterson	Timekeeper: Richard Evans	

Results can be found at www.tsl-timing.com

Printed - 14:45 Saturday, 05 September 2026

The Race Shack
GRAPHICS & CLOTHING

BMCRC - MRO Championships - Rnd 8 @ Snetterton

Thunderbike Sport & Supertwins

RACE 16 - CLASSIFICATION

Race Distance: 5 Laps / 14.84 miles

BMCRC SUPERTWINS

POS	NO	CL	PIC	NAME	ENTRY	LAPS	TIME	GAP	DIFF	MPH	BEST	ON	GRD	↑↓
1	19	TWINS	1	Craig DANCE	Aprilia RS 660 - 2 brothers scaffolding	5	10:17.858			86.49	2:01.975	4	1	0
2	102		1	James FEARN	Yamaha R6 - Team catching killworths	5	10:23.896	6.038	6.038	85.65	2:02.598	3	10	8
3	5		2	Logan STONE	Yamaha R6 -	5	10:24.522	6.664	0.626	85.57	2:03.204	2	3	0
4	54		3	Adam JAMISON	Yamaha R6 - Hazel Tree Estates LTD	5	10:24.587	6.729	0.065	85.56	2:03.362	3	4	0
5	176	TWINS	2	Luca WILKINSON	Aprilia RS660 - Speedy Freight - NW Racing	5	10:24.691	6.833	0.104	85.54	2:02.945	4	8	3
6	66	TWINS	3	Mitch DUCRAN	Yamaha R7 - JP Haulage / Black Widow Exhausts	5	10:25.185	7.327	0.494	85.47	2:03.469	2	6	0
7	530		4	Morgan CREASEY	Suzuki GSXR 600 - Green plant	5	10:25.415	7.557	0.230	85.44	2:03.369	4	7	0
8	15		5	Kevin WHOLEY	Honda CBR600RR - Twistgrip Motorcycles	5	10:25.442	7.584	0.027	85.44	2:02.527	5	5	-3
9	21	TWINS	4	Toby FINNIS	Triumph DAYTONA 660 - JPG Racing	5	10:26.557	8.699	1.115	85.29	2:02.590	4	12	3
10	4		6	Hayden KILLWORTH	Suzuki GSXR - GreenPlantUK, Helmet City, M.S Racing, Nar	5	10:28.469	10.611	1.912	85.03	2:04.080	5	11	1
11	27	TWINS	5	Ben BROWN	Triumph DAYTONA 660 - Hunts Motorcycles	5	10:44.674	26.816	16.205	82.89	2:07.512	4	9	-2
12	69		7	Terry SMITH	Yamaha R6 - Staxson racing	5	10:47.484	29.626	2.810	82.53	2:07.077	5	13	1
13	402		8	Kaine FARR	Suzuki GSXR - The Elms B&B Snetterton	5	10:47.520	29.662	0.036	82.53	2:06.939	5	14	1
14	153		9	Jordan KILLWORTH	Suzuki GSX-R600 - Greenplant/Pass Bike/M.S Racing	5	10:47.741	29.883	0.221	82.50	2:06.664	5	15	1
15	73	TWINS	6	David RANSOME	Suzuki GSX8S - Hunts Motorcycles	5	11:01.382	43.524	13.641	80.80	2:08.164	5	17	2
16	38	TWINS	7	David LUFF	BMW F900 - Sarah O'Neill	5	11:05.831	47.973	4.449	80.26	2:10.221	5	26	10
17	131		10	Nicholas KINGSTONE	Suzuki GSXR600 -	5	11:08.574	50.716	2.743	79.93	2:11.932	2	18	1
18	557		11	John WILTON	Yamaha R6 - Repetition Roasters	5	11:09.329	51.471	0.755	79.84	2:09.908	5	19	1
19	10		12	Mike BRUNSDON	Suzuki GSXR 600 - TOK-Ticked Holidays	5	11:11.622	53.764	2.293	79.56	2:11.596	4	20	1
20	22	TWINS	8	Jack GRIFFITHS	Yamaha R7 - MSS PERFORMANCE,SUBLIME DSG,HELME	5	11:13.205	55.347	1.583	79.38	2:11.560	5	23	3
21	109	TWINS	9	Logan PARSONS	Suzuki SV650 - IMP Racing & Log Racing	5	11:13.805	55.947	0.600	79.31	2:12.297	5	22	1
22	58		13	Billy BUSHELL	-	5	11:15.252	57.394	1.447	79.14	2:12.452	4	25	3
23	679		14	Gene GOODRUM	Suzuki GSXR 600 - Delta T Racing	5	11:23.450	1:05.592	8.198	78.19	2:12.541	5	24	1
24	85		15	Andrew KITE	Ducati 749 - Red Rebel Racing	5	11:26.511	1:08.653	3.061	77.84	2:13.245	5	27	3
25	333		16	Andrew HOUGHTON	Suzuki TL1000S - Techoir & The Bike Experience	5	11:26.698	1:08.840	0.187	77.82	2:14.100	5	21	-4
26	369	TWINS	10	Merlin LINDSAY	Suzuki SV650S -	5	11:31.483	1:13.625	4.785	77.28	2:15.048	3	30	4
27	53		17	Peter HAMMOND	Suzuki SRAD -	5	11:45.351	1:27.493	13.868	75.76	2:18.660	2	29	2
28	35	TWINS	11	Stuart THURTLE	Aprilia RS660 - STRacing TeamTortoise / DWP	5	11:52.919	1:35.061	7.568	74.95	2:20.654	4	28	0
					NOT CLASSIFIED									
DNF	751			Lucian Silviu SINCA	Kawasaki ZX6R B1H -	3	6:41.919	2 Laps	2 Laps	79.77	2:10.360	2	16	
DNF	282			Mark RUSSELL	Yamaha R6 - P and O Scaffolding	0							32	
					NOT STARTED									
NS	78	TWINS		Maximus HARDY	Triumph DAYTONA 660 - DAD								2	
NS	67	TWINS		Simon HARVEY	Yamaha YZF-R7 - HCL Car Sales - Dymag								31	
NS	172			Andrew ROBINSON	Yamaha YZF R6 -								33	
NS	96	TWINS		Jared OAKLEY	Kawasaki ER6 - Delta T Racing								34	

FASTEST LAP

19	TWINS	Craig DANCE	Aprilia RS 660 - 2 brothers scaffolding	4	2:01.975	87.62 mph	141.01 kph
15		Kevin WHOLEY	Honda CBR600RR - Twistgrip Motorcycles	5	2:02.527	87.23 mph	140.38 kph

Class TWINS - 92.5% of Race Speed = 80.00 mph
Class - 92.5% of Race Speed = 79.22 mph

Weather / Track : Cloudy / Dry
These results are provisional until the conclusion of any judicial and technical matters.

Date: 06/09/2026 Start: 09:30 Finish: 09:40
Snetterton 300: 2.9689 miles

Clerk Of Course: Den Grant / Caroline Patterson	Timekeeper: Richard Evans	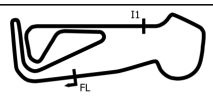

Results can be found at www.tsl-timing.com

Printed - 09:44 Sunday, 06 September 2026

BRITISH MOTOR CYCLE RACING CLUB
TSL SPORTS TIMING
TIMING SOLUTIONS LTD
MOTORCYCLE RACING ORGANISATION MRO

BMCRC - MRO Championships - Rnd 8 @ Snetterton

Thunderbike Sport & Supertwins

RACE 16 - LAP CHART

LAP 1	@ 09:32:26.200	
NO	BEHIND	LAP TIME
19		2:06.846
5	2.438	2:09.284
66	2.623	2:09.469
54	2.723	2:09.569
176	3.219	2:10.065
102	3.546	2:10.392
15	3.944	2:10.790
530	4.275	2:11.121
4	4.714	2:11.560
21	5.292	2:12.138
27	7.272	2:14.118
402	7.845	2:14.691
69	8.608	2:15.454
153	8.819	2:15.665
131	11.920	2:18.766
73	12.377	2:19.223
751	13.856	2:20.702
38	13.893	2:20.739
109	14.496	2:21.342
557	16.167	2:23.013
22	16.209	2:23.055
10	16.553	2:23.399
58	16.630	2:23.476
679	18.921	2:25.767
333	19.550	2:26.396
369	20.208	2:27.054
85	20.363	2:27.209
35	22.095	2:28.941
53	22.331	2:29.177

LAP 2	@ 09:34:28.995	
NO	BEHIND	LAP TIME
19		2:02.795
5	2.847	2:03.204
66	3.297	2:03.469
54	3.401	2:03.473
176	4.476	2:04.052
15	4.590	2:03.441
102	4.689	2:03.938
530	5.098	2:03.618
4	6.172	2:04.253
21	6.494	2:03.997
27	12.184	2:07.707
69	14.340	2:08.527
402	14.669	2:09.619
153	15.133	2:09.109
131	21.057	2:11.932
751	21.421	2:10.360
73	21.567	2:11.985
38	22.727	2:11.629
109	26.079	2:14.378
557	26.219	2:12.847
10	26.631	2:12.873
58	27.120	2:13.285
22	27.314	2:13.900
679	32.392	2:16.266
333	32.759	2:16.004
85	33.700	2:16.132
369	34.683	2:17.270
53	38.196	2:18.660
35	40.339	2:21.039

LAP 3	@ 09:36:31.169	
NO	BEHIND	LAP TIME
19		2:02.174
5	4.388	2:03.715
54	4.589	2:03.362
66	4.848	2:03.725
102	5.113	2:02.598
176	6.142	2:03.840
530	6.543	2:03.619
15	7.878	2:05.462
21	8.087	2:03.767
4	8.463	2:04.465
27	17.821	2:07.811
69	20.506	2:08.340
402	21.327	2:08.832
153	21.669	2:08.710
751	30.104	2:10.857
131	30.952	2:12.069
73	31.581	2:12.188
38	31.666	2:11.113
557	35.842	2:11.797
10	36.324	2:11.867
109	37.356	2:13.451
22	37.613	2:12.473
58	38.172	2:13.226
679	44.147	2:13.929
333	45.643	2:15.058
85	46.533	2:15.007
369	47.557	2:15.048
53	55.257	2:19.235
35	59.493	2:21.328

LAP 4	@ 09:38:33.144	
NO	BEHIND	LAP TIME
19		2:01.975
5	6.218	2:03.805
66	6.555	2:03.682
102	6.626	2:03.488
54	6.737	2:04.123
176	7.112	2:02.945
530	7.937	2:03.369
21	8.702	2:02.590
15	9.125	2:03.222
4	10.599	2:04.111
27	23.358	2:07.512
69	26.617	2:08.086
402	26.791	2:07.439
153	27.287	2:07.593
73	39.428	2:09.822
38	41.820	2:12.129
131	42.290	2:13.313
557	45.631	2:11.764
10	45.945	2:11.596
109	47.718	2:12.337
22	47.855	2:12.217
58	48.649	2:12.452
679	57.119	2:14.947
333	58.808	2:15.140
85	59.476	2:14.918
369	1:01.536	2:15.954
53	1:12.658	2:19.376
35	1:18.172	2:20.654

LAP 5	@ 09:40:37.212	
NO	BEHIND	LAP TIME
19		2:04.068
102	6.038	2:03.480
5	6.664	2:04.514
54	6.729	2:04.060
176	6.833	2:03.789
66	7.327	2:04.840
530	7.557	2:03.688
15	7.584	2:02.527
21	8.699	2:04.065
4	10.611	2:04.080
27	26.816	2:07.526
69	29.626	2:07.077
402	29.662	2:06.939
153	29.883	2:06.664
73	43.524	2:08.164
38	47.973	2:10.221
131	50.716	2:12.494
557	51.471	2:09.908
10	53.764	2:11.887
22	55.347	2:11.560
109	55.947	2:12.297
58	57.394	2:12.813
679	1:05.592	2:12.541
85	1:08.653	2:13.245
333	1:08.840	2:14.100
369	1:13.625	2:16.157
53	1:27.493	2:18.903
35	1:35.061	2:20.957

Weather / Track : Cloudy / Dry

Snetterton 300: 2.9689 miles
Date: 06/09/2026 Start: 09:30 Finish: 09:40

Results can be found at www.tsl-timing.com

Printed - 09:45 Sunday, 06 September 2026

BMCRC - MRO Championships - Rnd 8 @ Snetterton

Thunderbike Sport & Supertwins

RACE 16 - POSITION CHART

No	Name	Lap Pos	1	2	3	4	5
19	DANCE	1	19	19	19	19	19
78	HARDY	2	5	5	5	5	102
5	STONE	3	66	66	54	66	5
54	JAMISON	4	54	54	66	102	54
15	WHOLEY	5	176	176	102	54	176
66	DUCRAN	6	102	15	176	176	66
530	CREASEY	7	15	102	530	530	530
176	WILKINSON	8	530	530	15	21	15
27	BROWN	9	4	4	21	15	21
102	FEARN	10	21	21	4	4	4
4	KILLWORTH	11	27	27	27	27	27
21	FINNIS	12	402	69	69	69	69
69	SMITH	13	69	402	402	402	402
402	FARR	14	153	153	153	153	153
153	KILLWORTH	15	131	131	751	73	73
751	SINCA	16	73	751	131	38	38
73	RANSOME	17	751	73	73	131	131
131	KINGSTONE	18	38	38	38	557	557
557	WILTON	19	109	109	557	10	10
10	BRUNSDON	20	557	557	10	109	22
333	HOUGHTON	21	22	10	109	22	109
109	PARSONS	22	10	58	22	58	58
22	GRIFFITHS	23	58	22	58	679	679
679	GOODRUM	24	679	679	679	333	85
58	BUSHELL	25	333	333	333	85	333
38	LUFF	26	369	85	85	369	369
85	KITE	27	85	369	369	53	53
35	THURTLE	28	35	53	53	35	35
53	HAMMOND	29	53	35	35		
369	LINDSAY	30					
67	HARVEY	31					
282	RUSSELL	32					
172	ROBINSON	33					
96	OAKLEY	34					

Weather / Track : Cloudy / Dry

Snetterton 300: 2.9689 miles
Date: 06/09/2026 Start: 09:30 Finish: 09:40

Results can be found at www.tsl-timing.com

Printed - 09:45 Sunday, 06 September 2026

BMCRC - MRO Championships - Rnd 8 @ Snetterton

Thunderbike Sport & Supertwins

RACE 16 - SECTOR ANALYSIS

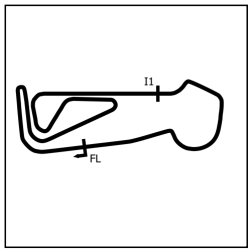

SECTOR 1 = FL to I1, SECTOR 2 = I1 to FL, DIFF = Difference To Personal Best Lap, P = Crossed Finish Line in Pit Lane, D = Time Disallowed

P1 19 TWINS Craig DANCE

Aprilia RS 660 - 2 brothers scaffolding

IDEAL LAP TIME : 2:01.871 BEST LAP TIME : 2:01.975 DIFFERENCE : 0.104

LAP	SECTOR 1	SECTOR 2	LAP TIME		MPH	DIFF	TIME OF DAY
1 -		40.620	2:06.846		84.26	4.871	09:32:26.200
2 -	1:22.204	40.591	2:02.795	(3)	87.04	0.820	09:34:28.995
3 -	***1:21.518***	40.656	2:02.174	(2)	87.48	0.199	09:36:31.169
4 -	1:21.622	***40.353***	***2:01.975***	(1)	***87.62***		***09:38:33.144***
5 -	1:22.366	41.702	2:04.068		86.14	2.093	09:40:37.212

P2 102 James FEARN

Yamaha R6 - Team catching killworths

IDEAL LAP TIME : 2:02.598 BEST LAP TIME : 2:02.598 DIFFERENCE : 0.000

LAP	SECTOR 1	SECTOR 2	LAP TIME		MPH	DIFF	TIME OF DAY
1 -		41.673	2:10.392		81.96	7.794	09:32:29.746
2 -	1:23.005	40.933	2:03.938		86.23	1.340	09:34:33.684
3 -	***1:21.970***	***40.628***	***2:02.598***	(1)	***87.17***		***09:36:36.282***
4 -	1:22.128	41.360	2:03.488	(3)	86.55	0.890	09:38:39.770
5 -	1:22.670	40.810	2:03.480	(2)	86.55	0.882	09:40:43.250

P3 5 Logan STONE

Yamaha R6 -

IDEAL LAP TIME : 2:03.201 BEST LAP TIME : 2:03.204 DIFFERENCE : 0.003

LAP	SECTOR 1	SECTOR 2	LAP TIME		MPH	DIFF	TIME OF DAY
1 -		41.104	2:09.284		82.67	6.080	09:32:28.638
2 -	1:22.328	***40.876***	***2:03.204***	(1)	***86.75***		***09:34:31.842***
3 -	***1:22.325***	41.390	2:03.715	(2)	86.39	0.511	09:36:35.557
4 -	1:22.508	41.297	2:03.805	(3)	86.32	0.601	09:38:39.362
5 -	1:23.247	41.267	2:04.514		85.83	1.310	09:40:43.876

P4 54 Adam JAMISON

Yamaha R6 - Hazel Tree Estates LTD

IDEAL LAP TIME : 2:03.026 BEST LAP TIME : 2:03.362 DIFFERENCE : 0.336

LAP	SECTOR 1	SECTOR 2	LAP TIME		MPH	DIFF	TIME OF DAY
1 -		41.090	2:09.569		82.48	6.207	09:32:28.923
2 -	1:22.355	41.118	2:03.473	(2)	86.56	0.111	09:34:32.396
3 -	***1:22.033***	41.329	***2:03.362***	(1)	***86.63***		***09:36:35.758***
4 -	1:22.555	41.568	2:04.123		86.10	0.761	09:38:39.881
5 -	1:23.067	***40.993***	2:04.060	(3)	86.15	0.698	09:40:43.941

P5 176 TWINS Luca WILKINSON

Aprilia RS660 - Speedy Freight - NW Racing

IDEAL LAP TIME : 2:02.797 BEST LAP TIME : 2:02.945 DIFFERENCE : 0.148

LAP	SECTOR 1	SECTOR 2	LAP TIME		MPH	DIFF	TIME OF DAY
1 -		41.319	2:10.065		82.17	7.120	09:32:29.419
2 -	1:22.975	41.077	2:04.052		86.15	1.107	09:34:33.471
3 -	1:23.002	***40.838***	2:03.840	(3)	86.30	0.895	09:36:37.311
4 -	***1:21.959***	40.986	***2:02.945***	(1)	***86.93***		***09:38:40.256***
5 -	1:22.763	41.026	2:03.789	(2)	86.34	0.844	09:40:44.045

P6 66 TWINS Mitch DUCRAN

Yamaha R7 - JP Haulage / Black Widow Exhausts

IDEAL LAP TIME : 2:03.270 BEST LAP TIME : 2:03.469 DIFFERENCE : 0.199

LAP	SECTOR 1	SECTOR 2	LAP TIME		MPH	DIFF	TIME OF DAY
1 -		***41.098***	2:09.469		82.55	6.000	09:32:28.823
2 -	1:22.295	41.174	***2:03.469***	(1)	***86.56***		***09:34:32.292***
3 -	1:22.201	41.524	2:03.725	(3)	86.38	0.256	09:36:36.017
4 -	***1:22.172***	41.510	2:03.682	(2)	86.41	0.213	09:38:39.699
5 -	1:23.275	41.565	2:04.840		85.61	1.371	09:40:44.539

Weather / Track : Cloudy / Dry

Snetterton 300: 2.9689 miles
Date: 06/09/2026 Start: 09:30 Finish: 09:40

BMCRC - MRO Championships - Rnd 8 @ Snetterton

Thunderbike Sport & Supertwins

RACE 16 - SECTOR ANALYSIS

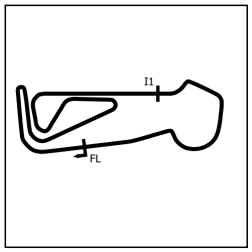

SECTOR 1 = FL to I1, SECTOR 2 = I1 to FL, DIFF = Difference To Personal Best Lap, P = Crossed Finish Line in Pit Lane, D = Time Disallowed

P7 530 Morgan CREASEY — Suzuki GSXR 600 - Green plant

IDEAL LAP TIME : 2:03.369 BEST LAP TIME : 2:03.369 DIFFERENCE : 0.000

LAP	SECTOR 1	SECTOR 2	LAP TIME	MPH	DIFF	TIME OF DAY
1 -		40.947	2:11.121	81.51	7.752	09:32:30.475
2 -	1:22.738	40.880	2:03.618 (2)	86.46	0.249	09:34:34.093
3 -	1:22.628	40.991	2:03.619 (3)	86.45	0.250	09:36:37.712
4 -	***1:22.503***	***40.866***	***2:03.369 (1)***	***86.63***		***09:38:41.081***
5 -	1:22.596	41.092	2:03.688	86.41	0.319	09:40:44.769

P8 15 Kevin WHOLEY — Honda CBR600RR - Twistgrip Motorcycles

IDEAL LAP TIME : 2:02.527 BEST LAP TIME : 2:02.527 DIFFERENCE : 0.000

LAP	SECTOR 1	SECTOR 2	LAP TIME	MPH	DIFF	TIME OF DAY
1 -		41.502	2:10.790	81.71	8.263	09:32:30.144
2 -	1:22.352	41.089	2:03.441 (3)	86.58	0.914	09:34:33.585
3 -	1:24.360	41.102	2:05.462	85.18	2.935	09:36:39.047
4 -	1:22.428	40.794	2:03.222 (2)	86.73	0.695	09:38:42.269
5 -	***1:21.878***	***40.649***	***2:02.527 (1)***	***87.23***		***09:40:44.796***

P9 21 TWINS Toby FINNIS — Triumph DAYTONA 660 - JPG Racing

IDEAL LAP TIME : 2:02.590 BEST LAP TIME : 2:02.590 DIFFERENCE : 0.000

LAP	SECTOR 1	SECTOR 2	LAP TIME	MPH	DIFF	TIME OF DAY
1 -		40.974	2:12.138	80.88	9.548	09:32:31.492
2 -	1:22.586	41.411	2:03.997 (3)	86.19	1.407	09:34:35.489
3 -	1:22.815	40.952	2:03.767 (2)	86.35	1.177	09:36:39.256
4 -	***1:22.071***	***40.519***	***2:02.590 (1)***	***87.18***		***09:38:41.846***
5 -	1:22.262	41.803	2:04.065	86.14	1.475	09:40:45.911

P10 4 Hayden KILLWORTH — Suzuki GSXR - GreenPlantUK, Helmet City, M.S Racing, Nan, F

IDEAL LAP TIME : 2:03.898 BEST LAP TIME : 2:04.080 DIFFERENCE : 0.182

LAP	SECTOR 1	SECTOR 2	LAP TIME	MPH	DIFF	TIME OF DAY
1 -		***41.113***	2:11.560	81.24	7.480	09:32:30.914
2 -	1:23.081	41.172	2:04.253 (3)	86.01	0.173	09:34:35.167
3 -	1:23.254	41.211	2:04.465	85.87	0.385	09:36:39.632
4 -	***1:22.785***	41.326	2:04.111 (2)	86.11	0.031	09:38:43.743
5 -	1:22.870	41.210	***2:04.080 (1)***	***86.13***		***09:40:47.823***

P11 27 TWINS Ben BROWN — Triumph DAYTONA 660 - Hunts Motorcycles

IDEAL LAP TIME : 2:07.017 BEST LAP TIME : 2:07.512 DIFFERENCE : 0.495

LAP	SECTOR 1	SECTOR 2	LAP TIME	MPH	DIFF	TIME OF DAY
1 -		***42.377***	2:14.118	79.69	6.606	09:32:33.472
2 -	1:25.197	42.510	2:07.707 (3)	83.69	0.195	09:34:41.179
3 -	1:25.352	42.459	2:07.811	83.62	0.299	09:36:48.990
4 -	1:24.920	42.592	***2:07.512 (1)***	***83.82***		***09:38:56.502***
5 -	***1:24.640***	42.886	2:07.526 (2)	83.81	0.014	09:41:04.028

P12 69 Terry SMITH — Yamaha R6 - Staxson racing

IDEAL LAP TIME : 2:07.077 BEST LAP TIME : 2:07.077 DIFFERENCE : 0.000

LAP	SECTOR 1	SECTOR 2	LAP TIME	MPH	DIFF	TIME OF DAY
1 -		43.307	2:15.454	78.90	8.377	09:32:34.808
2 -	1:24.939	43.588	2:08.527	83.15	1.450	09:34:43.335
3 -	1:25.075	43.265	2:08.340 (3)	83.27	1.263	09:36:51.675
4 -	1:25.138	42.948	2:08.086 (2)	83.44	1.009	09:38:59.761
5 -	***1:24.651***	***42.426***	***2:07.077 (1)***	***84.10***		***09:41:06.838***

BMCRC - MRO Championships - Rnd 8 @ Snetterton

Thunderbike Sport & Supertwins

RACE 16 - SECTOR ANALYSIS

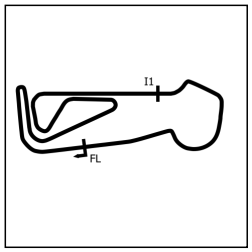

SECTOR 1 = FL to I1, SECTOR 2 = I1 to FL, DIFF = Difference To Personal Best Lap, P = Crossed Finish Line in Pit Lane, D = Time Disallowed

P13 402 Kaine FARR — Suzuki GSXR - The Elms B&B Snetterton

IDEAL LAP TIME : 2:06.808 BEST LAP TIME : 2:06.939 DIFFERENCE : 0.131

LAP	SECTOR 1	SECTOR 2	LAP TIME		MPH	DIFF	TIME OF DAY
1 -		***42.746***	2:14.691		79.35	7.752	09:32:34.045
2 -	1:26.012	43.607	2:09.619		82.45	2.680	09:34:43.664
3 -	1:24.960	43.872	2:08.832	**(3)**	82.96	1.893	09:36:52.496
4 -	1:24.494	42.945	2:07.439	**(2)**	83.86	0.500	09:38:59.935
5 -	***1:24.062***	42.877	***2:06.939***	**(1)**	***84.19***		***09:41:06.874***

P14 153 Jordan KILLWORTH — Suzuki GSX-R600 - Greenplant/Pass Bike/M.S Racing

IDEAL LAP TIME : 2:06.664 BEST LAP TIME : 2:06.664 DIFFERENCE : 0.000

LAP	SECTOR 1	SECTOR 2	LAP TIME		MPH	DIFF	TIME OF DAY
1 -		42.698	2:15.665		78.78	9.001	09:32:35.019
2 -	1:26.714	42.395	2:09.109		82.78	2.445	09:34:44.128
3 -	1:25.943	42.767	2:08.710	**(3)**	83.04	2.046	09:36:52.838
4 -	1:24.896	42.697	2:07.593	**(2)**	83.76	0.929	09:39:00.431
5 -	***1:24.704***	***41.960***	***2:06.664***	**(1)**	***84.38***		***09:41:07.095***

P15 73 TWINS David RANSOME — Suzuki GSX8S - Hunts Motorcycles

IDEAL LAP TIME : 2:08.164 BEST LAP TIME : 2:08.164 DIFFERENCE : 0.000

LAP	SECTOR 1	SECTOR 2	LAP TIME		MPH	DIFF	TIME OF DAY
1 -		44.347	2:19.223		76.76	11.059	09:32:38.577
2 -	1:27.776	44.209	2:11.985	**(3)**	80.97	3.821	09:34:50.562
3 -	1:27.997	44.191	2:12.188		80.85	4.024	09:37:02.750
4 -	1:26.473	43.349	2:09.822	**(2)**	82.32	1.658	09:39:12.572
5 -	***1:25.377***	***42.787***	***2:08.164***	**(1)**	***83.39***		***09:41:20.736***

P16 38 TWINS David LUFF — BMW F900 - Sarah O'Neill

IDEAL LAP TIME : 2:10.221 BEST LAP TIME : 2:10.221 DIFFERENCE : 0.000

LAP	SECTOR 1	SECTOR 2	LAP TIME		MPH	DIFF	TIME OF DAY
1 -		44.060	2:20.739		75.94	10.518	09:32:40.093
2 -	1:27.869	43.760	2:11.629	**(3)**	81.19	1.408	09:34:51.722
3 -	1:27.189	43.924	2:11.113	**(2)**	81.51	0.892	09:37:02.835
4 -	1:28.355	43.774	2:12.129		80.89	1.908	09:39:14.964
5 -	***1:26.750***	***43.471***	***2:10.221***	**(1)**	***82.07***		***09:41:25.185***

P17 131 Nicholas KINGSTONE — Suzuki GSXR600 -

IDEAL LAP TIME : 2:11.566 BEST LAP TIME : 2:11.932 DIFFERENCE : 0.366

LAP	SECTOR 1	SECTOR 2	LAP TIME		MPH	DIFF	TIME OF DAY
1 -		44.063	2:18.766		77.02	6.834	09:32:38.120
2 -	***1:27.763***	44.169	***2:11.932***	**(1)**	***81.01***		***09:34:50.052***
3 -	1:28.266	***43.803***	2:12.069	**(2)**	80.92	0.137	09:37:02.121
4 -	1:28.573	44.740	2:13.313		80.17	1.381	09:39:15.434
5 -	1:28.521	43.973	2:12.494	**(3)**	80.66	0.562	09:41:27.928

P18 557 John WILTON — Yamaha R6 - Repetition Roasters

IDEAL LAP TIME : 2:09.908 BEST LAP TIME : 2:09.908 DIFFERENCE : 0.000

LAP	SECTOR 1	SECTOR 2	LAP TIME		MPH	DIFF	TIME OF DAY
1 -		45.436	2:23.013		74.73	13.105	09:32:42.367
2 -	1:27.673	45.174	2:12.847		80.45	2.939	09:34:55.214
3 -	1:27.275	44.522	2:11.797	**(3)**	81.09	1.889	09:37:07.011
4 -	1:27.554	44.210	2:11.764	**(2)**	81.11	1.856	09:39:18.775
5 -	***1:26.045***	***43.863***	***2:09.908***	**(1)**	***82.27***		***09:41:28.683***

BMCRC - MRO Championships - Rnd 8 @ Snetterton

Thunderbike Sport & Supertwins

RACE 16 - SECTOR ANALYSIS

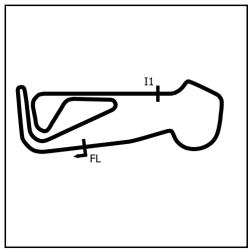

SECTOR 1 = FL to I1, SECTOR 2 = I1 to FL, DIFF = Difference To Personal Best Lap, P = Crossed Finish Line in Pit Lane, D = Time Disallowed

P19 10 Mike BRUNSDON — Suzuki GSXR 600 - TOK-Ticked Holidays

IDEAL LAP TIME : 2:10.923 BEST LAP TIME : 2:11.596 DIFFERENCE : 0.673

LAP	SECTOR 1	SECTOR 2	LAP TIME		MPH	DIFF	TIME OF DAY
1 -		44.686	2:23.399		74.53	11.803	09:32:42.753
2 -	1:28.147	44.726	2:12.873		80.43	1.277	09:34:55.626
3 -	1:27.927	***43.940***	2:11.867	**(2)**	81.05	0.271	09:37:07.493
4 -	1:27.191	44.405	***2:11.596***	**(1)**	***81.21***		***09:39:19.089***
5 -	***1:26.983***	44.904	2:11.887	**(3)**	81.03	0.291	09:41:30.976

P20 22 TWINS Jack GRIFFITHS — Yamaha R7 - MSS PERFORMANCE,SUBLIME DSG,HELMET (

IDEAL LAP TIME : 2:11.560 BEST LAP TIME : 2:11.560 DIFFERENCE : 0.000

LAP	SECTOR 1	SECTOR 2	LAP TIME		MPH	DIFF	TIME OF DAY
1 -		44.623	2:23.055		74.71	11.495	09:32:42.409
2 -	1:28.766	45.134	2:13.900		79.82	2.340	09:34:56.309
3 -	1:28.644	43.829	2:12.473	**(3)**	80.68	0.913	09:37:08.782
4 -	1:28.448	43.769	2:12.217	**(2)**	80.83	0.657	09:39:20.999
5 -	***1:27.877***	***43.683***	***2:11.560***	**(1)**	***81.24***		***09:41:32.559***

P21 109 TWINS Logan PARSONS — Suzuki SV650 - IMP Racing & Log Racing

IDEAL LAP TIME : 2:12.195 BEST LAP TIME : 2:12.297 DIFFERENCE : 0.102

LAP	SECTOR 1	SECTOR 2	LAP TIME		MPH	DIFF	TIME OF DAY
1 -		45.272	2:21.342		75.61	9.045	09:32:40.696
2 -	1:29.021	45.357	2:14.378		79.53	2.081	09:34:55.074
3 -	1:28.990	44.461	2:13.451	**(3)**	80.08	1.154	09:37:08.525
4 -	***1:28.125***	44.212	2:12.337	**(2)**	80.76	0.040	09:39:20.862
5 -	1:28.227	***44.070***	***2:12.297***	**(1)**	***80.78***		***09:41:33.159***

P22 58 Billy BUSHELL -

IDEAL LAP TIME : 2:12.168 BEST LAP TIME : 2:12.452 DIFFERENCE : 0.284

LAP	SECTOR 1	SECTOR 2	LAP TIME		MPH	DIFF	TIME OF DAY
1 -		44.186	2:23.476		74.49	11.024	09:32:42.830
2 -	1:29.082	44.203	2:13.285		80.18	0.833	09:34:56.115
3 -	1:29.454	***43.772***	2:13.226	**(3)**	80.22	0.774	09:37:09.341
4 -	***1:28.396***	44.056	***2:12.452***	**(1)**	***80.69***		***09:39:21.793***
5 -	1:28.526	44.287	2:12.813	**(2)**	80.47	0.361	09:41:34.606

P23 679 Gene GOODRUM — Suzuki GSXR 600 - Delta T Racing

IDEAL LAP TIME : 2:12.541 BEST LAP TIME : 2:12.541 DIFFERENCE : 0.000

LAP	SECTOR 1	SECTOR 2	LAP TIME		MPH	DIFF	TIME OF DAY
1 -		45.193	2:25.767		73.32	13.226	09:32:45.121
2 -	1:31.112	45.154	2:16.266		78.43	3.725	09:35:01.387
3 -	1:29.103	44.826	2:13.929	**(2)**	79.80	1.388	09:37:15.316
4 -	1:29.909	45.038	2:14.947	**(3)**	79.20	2.406	09:39:30.263
5 -	***1:28.387***	***44.154***	***2:12.541***	**(1)**	***80.63***		***09:41:42.804***

P24 85 Andrew KITE — Ducati 749 - Red Rebel Racing

IDEAL LAP TIME : 2:13.245 BEST LAP TIME : 2:13.245 DIFFERENCE : 0.000

LAP	SECTOR 1	SECTOR 2	LAP TIME		MPH	DIFF	TIME OF DAY
1 -		45.463	2:27.209		72.60	13.964	09:32:46.563
2 -	1:30.464	45.668	2:16.132		78.51	2.887	09:35:02.695
3 -	1:29.877	45.130	2:15.007	**(3)**	79.16	1.762	09:37:17.702
4 -	1:29.691	45.227	2:14.918	**(2)**	79.21	1.673	09:39:32.620
5 -	***1:28.209***	***45.036***	***2:13.245***	**(1)**	***80.21***		***09:41:45.865***

BMCRC - MRO Championships - Rnd 8 @ Snetterton

Thunderbike Sport & Supertwins

RACE 16 - SECTOR ANALYSIS

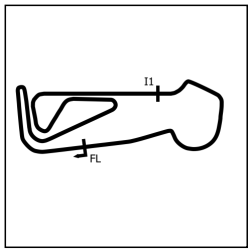

SECTOR 1 = FL to I1, SECTOR 2 = I1 to FL, DIFF = Difference To Personal Best Lap, P = Crossed Finish Line in Pit Lane, D = Time Disallowed

P25 **333** **Andrew HOUGHTON** Suzuki TL1000S - Techoir & The Bike Experience

IDEAL LAP TIME : 2:14.100 BEST LAP TIME : 2:14.100 DIFFERENCE : 0.000

LAP	SECTOR 1	SECTOR 2	LAP TIME	MPH	DIFF	TIME OF DAY
1 -		45.095	2:26.396	73.00	12.296	09:32:45.750
2 -	1:30.875	45.129	2:16.004	78.58	1.904	09:35:01.754
3 -	1:30.372	44.686	2:15.058 **(2)**	79.13	0.958	09:37:16.812
4 -	1:30.267	44.873	2:15.140 **(3)**	79.08	1.040	09:39:31.952
5 -	***1:29.487***	***44.613***	***2:14.100*** **(1)**	***79.70***		***09:41:46.052***

P26 **369** **TWINS** **Merlin LINDSAY** Suzuki SV650S -

IDEAL LAP TIME : 2:14.804 BEST LAP TIME : 2:15.048 DIFFERENCE : 0.244

LAP	SECTOR 1	SECTOR 2	LAP TIME	MPH	DIFF	TIME OF DAY
1 -		46.291	2:27.054	72.68	12.006	09:32:46.408
2 -	1:31.625	45.645	2:17.270	77.86	2.222	09:35:03.678
3 -	1:30.267	***44.781***	***2:15.048*** **(1)**	***79.14***		***09:37:18.726***
4 -	1:30.382	45.572	2:15.954 **(2)**	78.61	0.906	09:39:34.680
5 -	***1:30.023***	46.134	2:16.157 **(3)**	78.49	1.109	09:41:50.837

P27 **53** **Peter HAMMOND** Suzuki SRAD -

IDEAL LAP TIME : 2:18.064 BEST LAP TIME : 2:18.660 DIFFERENCE : 0.596

LAP	SECTOR 1	SECTOR 2	LAP TIME	MPH	DIFF	TIME OF DAY
1 -		46.596	2:29.177	71.64	10.517	09:32:48.531
2 -	***1:31.564***	47.096	***2:18.660*** **(1)**	***77.08***		***09:35:07.191***
3 -	1:32.101	47.134	2:19.235 **(3)**	76.76	0.575	09:37:26.426
4 -	1:32.254	47.122	2:19.376	76.68	0.716	09:39:45.802
5 -	1:32.403	***46.500***	2:18.903 **(2)**	76.94	0.243	09:42:04.705

P28 **35** **TWINS** **Stuart THURTLE** Aprilia RS660 - STRacing TeamTortoise / DWP

IDEAL LAP TIME : 2:19.896 BEST LAP TIME : 2:20.654 DIFFERENCE : 0.758

LAP	SECTOR 1	SECTOR 2	LAP TIME	MPH	DIFF	TIME OF DAY
1 -		***46.854***	2:28.941	71.76	8.287	09:32:48.295
2 -	1:33.509	47.530	2:21.039 **(3)**	75.78	0.385	09:35:09.334
3 -	1:33.980	47.348	2:21.328	75.62	0.674	09:37:30.662
4 -	1:33.536	47.118	***2:20.654*** **(1)**	***75.98***		***09:39:51.316***
5 -	***1:33.042***	47.915	2:20.957 **(2)**	75.82	0.303	09:42:12.273

P29 **751** **Lucian Silviu SINCA** Kawasaki ZX6R B1H -

IDEAL LAP TIME : 2:10.360 BEST LAP TIME : 2:10.360 DIFFERENCE : 0.000

LAP	SECTOR 1	SECTOR 2	LAP TIME	MPH	DIFF	TIME OF DAY
1 -		43.874	2:20.702	75.96	10.342	09:32:40.056
2 -	***1:26.739***	***43.621***	***2:10.360*** **(1)**	***81.98***		***09:34:50.416***
3 -	1:26.745	44.112	2:10.857 **(2)**	81.67	0.497	09:37:01.273

BMCRC - MRO Championships - Rnd 8 @ Snetterton

Thunderbike Sport & Supertwins

RACE 16 - BEST SECTORS

	SECTOR 1		SECTOR 2	
POS	NO	TIME	NO	TIME
1	**19**	**1:21.518**	**19**	**40.353**
2	**15**	**1:21.878**	**21**	**40.519**
3	**176**	**1:21.959**	**102**	**40.628**
4	**102**	**1:21.970**	**15**	**40.649**
5	**54**	**1:22.033**	**176**	**40.838**
6	**21**	**1:22.071**	**530**	**40.866**
7	**66**	**1:22.172**	**5**	**40.876**
8	**5**	**1:22.325**	**54**	**40.993**
9	**530**	**1:22.503**	**66**	**41.098**
10	**4**	**1:22.785**	**4**	**41.113**
11	**402**	**1:24.062**	**153**	**41.960**
12	**27**	**1:24.640**	**27**	**42.377**
13	**69**	**1:24.651**	**69**	**42.426**
14	**153**	**1:24.704**	**402**	**42.746**
15	**73**	**1:25.377**	**73**	**42.787**
16	**557**	**1:26.045**	**38**	**43.471**
17	**751**	**1:26.739**	**751**	**43.621**
18	**38**	**1:26.750**	**22**	**43.683**
19	**10**	**1:26.983**	**58**	**43.772**
20	**131**	**1:27.763**	**131**	**43.803**
21	**22**	**1:27.877**	**557**	**43.863**
22	**109**	**1:28.125**	**10**	**43.940**
23	**85**	**1:28.209**	**109**	**44.070**
24	**679**	**1:28.387**	**679**	**44.154**
25	**58**	**1:28.396**	**333**	**44.613**
26	**333**	**1:29.487**	**369**	**44.781**
27	**369**	**1:30.023**	**85**	**45.036**
28	**53**	**1:31.564**	**53**	**46.500**
29	**35**	**1:33.042**	**35**	**46.854**
30				

IDEAL / BEST COMPARISON

POS	NO	NAME	IDEAL	BEST	DIFF
		PERFECT LAP	**2:01.871**		
1	**19**	DANCE	2:01.871	2:01.975	**0.104**
2	**15**	WHOLEY	2:02.527	2:02.527	**0.000**
3	**21**	FINNIS	2:02.590	2:02.590	**0.000**
4	**102**	FEARN	2:02.598	2:02.598	**0.000**
5	**176**	WILKINSON	2:02.797	2:02.945	**0.148**
6	**54**	JAMISON	2:03.026	2:03.362	**0.336**
7	**5**	STONE	2:03.201	2:03.204	**0.003**
8	**66**	DUCRAN	2:03.270	2:03.469	**0.199**
9	**530**	CREASEY	2:03.369	2:03.369	**0.000**
10	**4**	KILLWORTH	2:03.898	2:04.080	**0.182**
11	**153**	KILLWORTH	2:06.664	2:06.664	**0.000**
12	**402**	FARR	2:06.808	2:06.939	**0.131**
13	**27**	BROWN	2:07.017	2:07.512	**0.495**
14	**69**	SMITH	2:07.077	2:07.077	**0.000**
15	**73**	RANSOME	2:08.164	2:08.164	**0.000**
16	**557**	WILTON	2:09.908	2:09.908	**0.000**
17	**38**	LUFF	2:10.221	2:10.221	**0.000**
18	**751**	SINCA	2:10.360	2:10.360	**0.000**
19	**10**	BRUNSDON	2:10.923	2:11.596	**0.673**
20	**22**	GRIFFITHS	2:11.560	2:11.560	**0.000**
21	**131**	KINGSTONE	2:11.566	2:11.932	**0.366**
22	**58**	BUSHELL	2:12.168	2:12.452	**0.284**
23	**109**	PARSONS	2:12.195	2:12.297	**0.102**
24	**679**	GOODRUM	2:12.541	2:12.541	**0.000**
25	**85**	KITE	2:13.245	2:13.245	**0.000**
26	**333**	HOUGHTON	2:14.100	2:14.100	**0.000**
27	**369**	LINDSAY	2:14.804	2:15.048	**0.244**
28	**53**	HAMMOND	2:18.064	2:18.660	**0.596**
29	**35**	THURTLE	2:19.896	2:20.654	**0.758**

Weather / Track : Cloudy / Dry

Snetterton 300: 2.9689 miles
Date: 06/09/2026 Start: 09:30 Finish: 09:40

Results can be found at www.tsl-timing.com

Printed - 09:44 Sunday, 06 September 2026

BMCRC - MRO Championships - Rnd 8 @ Snetterton

Thunderbike Sport & Supertwins

RACE 16 - STATISTICS

Competitors Started	30
Planned Start	2026-09-06 @ 09:15:00.000
Actual Start	2026-09-06 @ 09:30:19.353
Finish Time	2026-09-06 @ 09:40:37.211
Track Length	2.9689mi.
Total Laps	143
Total Distance Covered	424.5543mi.

Session Fastest Lap History

NO	CL	NAME	LAP TIME	TIME OF DAY	LAP	VEHICLE
19	TWINS	**Craig DANCE**	**2:02.795**	09:34:28.995	2	Aprilia RS 660
19	TWINS	**Craig DANCE**	**2:02.174**	09:36:31.169	3	Aprilia RS 660
19	TWINS	**Craig DANCE**	**2:01.975**	09:38:33.144	4	Aprilia RS 660

Session Leader History

NO	CL	NAME	FROM LAP	LAPS LED	DISTANCE	VEHICLE
19	TWINS	**Craig DANCE**	1	5	14.84 miles	Aprilia RS 660

Flag History

TYPE	TIME OF DAY
GREEN	09:30:19.353
FINISH	09:40:37.211

Flag Statistics

TYPE	COUNT	TOTAL LAPS	TOTAL TIME
Green	1	5	12:10.009
Red	0	0	0.000
Safety Car	0	0	0.000
FCY	0	0	0.000

Weather / Track : Cloudy / Dry

Snetterton 300: 2.9689 miles
Date: 06/09/2026 Start: 09:30 Finish: 09:40

BMCRC - MRO Championships - Rnd 8 @ Snetterton

Thunderbike Sport & Supertwins

RACE 16 - STATISTICS

CLASS : 19 Starters

Fastest Lap History

NO	NAME	LAP TIME	TIME OF DAY	LAP	VEHICLE
5	**Logan STONE**	**2:03.204**	09:34:31.842	2	Yamaha R6
102	**James FEARN**	**2:02.598**	09:36:36.282	3	Yamaha R6
15	**Kevin WHOLEY**	**2:02.527**	09:40:44.796	5	Honda CBR600RR

Leader History

NO	NAME	FROM LAP	LAPS LED	DISTANCE	VEHICLE
5	**Logan STONE**	1	4	11.87 miles	Yamaha R6
102	**James FEARN**	5	1	2.96 miles	Yamaha R6

BMCRC - MRO Championships - Rnd 8 @ Snetterton

Thunderbike Sport & Supertwins

RACE 16 - STATISTICS

CLASS : TWINS

11 Starters

Fastest Lap History

NO	NAME	LAP TIME	TIME OF DAY	LAP	VEHICLE
19	**Craig DANCE**	**2:02.795**	09:34:28.995	2	Aprilia RS 660
19	**Craig DANCE**	**2:02.174**	09:36:31.169	3	Aprilia RS 660
19	**Craig DANCE**	**2:01.975**	09:38:33.144	4	Aprilia RS 660

Leader History

NO	NAME	FROM LAP	LAPS LED	DISTANCE	VEHICLE
19	**Craig DANCE**	1	5	14.84 miles	Aprilia RS 660

BMCRC - MRO Championships - Rnd 8 @ Snetterton

Thunderbike Sport & Supertwins

RACE 9 - GRID (6 Laps)

ROW 11			33 **172** Andrew ROBINSON		32 **67** Simon HARVEY		31 **78** Maximus HARDY	
ROW 10	30 **282** Mark RUSSELL		29 **35** Stuart THURTLE	2:20.654	28 **53** Peter HAMMOND	2:18.660		
ROW 9			27 **369** Merlin LINDSAY	2:15.048	26 **333** Andrew HOUGHTON	2:14.100	25 **85** Andrew KITE	2:13.245
ROW 8	24 **679** Gene GOODRUM	2:12.541	23 **58** Billy BUSHELL	2:12.452	22 **109** Logan PARSONS	2:12.297		
ROW 7			21 **131** Nicholas KINGSTONE	2:11.932	20 **10** Mike BRUNSDON	2:11.596	19 **22** Jack GRIFFITHS	2:11.560
ROW 6	18 **751** Lucian Silviu SINCA	2:10.360	17 **38** David LUFF	2:10.221	16 **557** John WILTON	2:09.908		
ROW 5			15 **73** David RANSOME	2:08.164	14 **27** Ben BROWN	2:07.512	13 **69** Terry SMITH	2:07.077
ROW 4	12 **402** Kaine FARR	2:06.939	11 **153** Jordan KILLWORTH	2:06.664	10 **4** Hayden KILLWORTH	2:04.080		
ROW 3			9 **66** Mitch DUCRAN	2:03.469	8 **530** Morgan CREASEY	2:03.369	7 **54** Adam JAMISON	2:03.362
ROW 2	6 **5** Logan STONE	2:03.204	5 **176** Luca WILKINSON	2:02.945	4 **102** James FEARN	2:02.598		
ROW 1			3 **21** Toby FINNIS	2:02.590	2 **15** Kevin WHOLEY	2:02.527	1 **19** Craig DANCE	2:01.975

Pole

These results are provisional until the conclusion of any judicial and technical matters.

Snetterton 300: 2.9689 miles

Clerk Of Course: Den Grant / Caroline Patterson	Timekeeper: Richard Evans	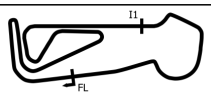

Results can be found at www.tsl-timing.com

Printed - 09:46 Sunday, 06 September 2026

The Race Shack
GRAPHICS & CLOTHING

BMCRC - MRO Championships - Rnd 8 @ Snetterton

Thunderbike Sport & Supertwins

RACE 9 - CLASSIFICATION

Race Distance: 6 Laps / 17.81 miles

BMCRC SUPERTWINS

POS	NO	CL	PIC	NAME	ENTRY	LAPS	TIME	GAP	DIFF	MPH	BEST	ON	GRD	↑↓
1	66	TWINS	1	Mitch DUCRAN	Yamaha R7 - JP Haulage / Black Widow Exhausts	6	12:20.002			86.65	2:02.197	4	9	8
2	15		1	Kevin WHOLEY	Honda CBR600RR - Twistgrip Motorcycles	6	12:22.953	2.951	2.951	86.31	2:02.014	4	2	0
3	102		2	James FEARN	Yamaha R6 - Team catching killworths	6	12:23.041	3.039	0.088	86.30	2:02.277	3	4	1
4	5		3	Logan STONE	Yamaha R6 -	6	12:24.423	4.421	1.382	86.14	2:01.926	4	6	2
5	176	TWINS	2	Luca WILKINSON	Aprilia RS660 - Speedy Freight - NW Racing	6	12:24.783	4.781	0.360	86.10	2:02.319	4	5	0
6	54		4	Adam JAMISON	Yamaha R6 - Hazel Tree Estates LTD	6	12:25.721	5.719	0.938	85.99	2:02.509	4	7	1
7	21	TWINS	3	Toby FINNIS	Triumph DAYTONA 660 - JPG Racing	6	12:27.020	7.018	1.299	85.84	2:02.615	2	3	-4
8	530		5	Morgan CREASEY	Suzuki GSXR 600 - Green plant	6	12:28.376	8.374	1.356	85.69	2:01.995	4	8	0
9	4		6	Hayden KILLWORTH	Suzuki GSXR - GreenPlantUK, Helmet City, M.S Racing, Nar	6	12:28.614	8.612	0.238	85.66	2:03.134	3	10	1
10	27	TWINS	4	Ben BROWN	Triumph DAYTONA 660 - Hunts Motorcycles	6	12:44.147	24.145	15.533	83.92	2:06.074	2	14	4
11	153		7	Jordan KILLWORTH	Suzuki GSX-R600 - Greenplant/Pass Bike/M.S Racing	6	12:45.142	25.140	0.995	83.81	2:05.857	2	11	0
12	402		8	Kaine FARR	Suzuki GSXR - The Elms B&B Snetterton	6	12:59.556	39.554	14.414	82.26	2:06.704	2	12	0
13	73	TWINS	5	David RANSOME	Suzuki GSX8S - Hunts Motorcycles	6	13:01.621	41.619	2.065	82.04	2:07.798	5	15	2
14	69		9	Terry SMITH	Yamaha R6 - Staxson racing	6	13:01.905	41.903	0.284	82.01	2:05.786	6	13	-1
15	38	TWINS	6	David LUFF	BMW F900 - Sarah O'Neill	6	13:08.074	48.072	6.169	81.37	2:09.930	4	17	2
16	557		10	John WILTON	Yamaha R6 - Repetition Roasters	6	13:14.765	54.763	6.691	80.68	2:09.306	2	16	0
17	10		11	Mike BRUNSDON	Suzuki GSXR 600 - TOK-Ticked Holidays	6	13:18.260	58.258	3.495	80.33	2:09.607	6	20	3
18	679		12	Gene GOODRUM	Suzuki GSXR 600 - Delta T Racing	6	13:25.922	1:05.920	7.662	79.57	2:10.793	5	24	6
19	751		13	Lucian Silviu SINCA	Kawasaki ZX6R B1H -	6	13:29.376	1:09.374	3.454	79.23	2:12.245	5	18	-1
20	109	TWINS	7	Logan PARSONS	Suzuki SV650 - IMP Racing & Log Racing	6	13:30.310	1:10.308	0.934	79.14	2:12.477	5	22	2
21	333		14	Andrew HOUGHTON	Suzuki TL1000S - Techoir & The Bike Experience	6	13:32.367	1:12.365	2.057	78.94	2:12.544	6	26	5
22	58		15	Billy BUSHELL	-	6	13:33.553	1:13.551	1.186	78.82	2:14.096	5	23	1
23	22	TWINS	8	Jack GRIFFITHS	Yamaha R7 - MSS PERFORMANCE,SUBLIME DSG,HELME	6	13:33.897	1:13.895	0.344	78.79	2:14.039	3	19	-4
24	369	TWINS	9	Merlin LINDSAY	Suzuki SV650S -	6	13:34.460	1:14.458	0.563	78.73	2:13.379	6	27	3
25	85		16	Andrew KITE	Ducati 749 - Red Rebel Racing	6	13:42.739	1:22.737	8.279	77.94	2:13.075	6	25	0
26	282		17	Mark RUSSELL	Yamaha R6 - P and O Scaffolding	6	13:55.499	1:35.497	12.760	76.75	2:15.396	3	30	4
27	35	TWINS	10	Stuart THURTLE	Aprilia RS660 - STRacing TeamTortoise / DWP	6	14:07.415	1:47.413	11.916	75.67	2:19.279	5	29	2

NOT STARTED

NS	19	TWINS	Craig DANCE	Aprilia RS 660 - 2 brothers scaffolding	1
NS	131		Nicholas KINGSTONE	Suzuki GSXR600 -	21
NS	53		Peter HAMMOND	Suzuki SRAD -	28
NS	78	TWINS	Maximus HARDY	Triumph DAYTONA 660 - DAD	31
NS	67	TWINS	Simon HARVEY	Yamaha YZF-R7 - HCL Car Sales - Dymag	32
NS	172		Andrew ROBINSON	Yamaha YZF R6 -	33

FASTEST LAP

5		Logan STONE	Yamaha R6 -	4	2:01.926	87.66 mph	141.07 kph
66	TWINS	Mitch DUCRAN	Yamaha R7 - JP Haulage / Black Widow Exhausts	4	2:02.197	87.46 mph	140.76 kph

Class TWINS - 92.5% of Race Speed = 80.15 mph
Class - 92.5% of Race Speed = 79.83 mph

Weather / Track : Bright / Dry
These results are provisional until the conclusion of any judicial and technical matters.

Date: 06/09/2026 Start: 13:49 Finish: 14:02
Snetterton 300: 2.9689 miles

Clerk Of Course: Den Grant / Caroline Patterson	Timekeeper: Richard Evans	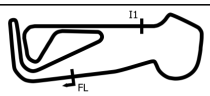

Results can be found at www.tsl-timing.com

Printed - 14:04 Sunday, 06 September 2026

BRITISH MOTOR CYCLE RACING CLUB
TSL SPORTS TIMING
TIMING SOLUTIONS LTD
MOTORCYCLE RACING ORGANISATION
MRO

BMCRC - MRO Championships - Rnd 8 @ Snetterton

Thunderbike Sport & Supertwins

RACE 9 - LAP CHART

LAP 1 @ 13:51:57.928

NO	BEHIND	LAP TIME
66		2:07.923
176	0.497	2:08.420
15	0.956	2:08.879
102	1.006	2:08.929
5	1.734	2:09.657
21	1.943	2:09.866
530	2.089	2:10.012
54	2.295	2:10.218
4	2.733	2:10.656
27	4.490	2:12.413
153	5.030	2:12.953
402	6.323	2:14.246
557	8.601	2:16.524
38	9.108	2:17.031
73	9.152	2:17.075
58	12.912	2:20.835
109	13.233	2:21.156
10	13.686	2:21.609
679	14.043	2:21.966
22	14.154	2:22.077
69	14.802	2:22.725
751	15.302	2:23.225
369	15.404	2:23.327
333	15.963	2:23.886
282	18.443	2:26.366
85	19.039	2:26.962
35	20.643	2:28.566

LAP 2 @ 13:54:00.647

NO	BEHIND	LAP TIME
66		2:02.719
176	0.659	2:02.881
15	0.870	2:02.633
102	0.967	2:02.680
5	1.040	2:02.025
21	1.839	2:02.615
530	2.086	2:02.716
54	2.217	2:02.641
4	3.525	2:03.511
27	7.845	2:06.074
153	8.168	2:05.857
402	10.308	2:06.704
557	15.188	2:09.306
73	15.679	2:09.246
38	16.568	2:10.179
69	23.255	2:11.172
58	24.811	2:14.618
10	25.543	2:14.576
679	25.822	2:14.498
109	26.252	2:15.738
751	26.707	2:14.124
22	26.749	2:15.314
333	27.084	2:13.840
369	27.555	2:14.870
85	33.352	2:17.032
282	33.843	2:18.119
35	37.599	2:19.675

LAP 3 @ 13:56:03.137

NO	BEHIND	LAP TIME
66		2:02.490
15	0.526	2:02.146
102	0.754	2:02.277
176	0.812	2:02.643
5	0.887	2:02.337
530	1.714	2:02.118
21	2.298	2:02.949
54	2.787	2:03.060
4	4.169	2:03.134
27	11.492	2:06.137
153	11.610	2:05.932
402	22.970	2:15.152
557	24.052	2:11.354
38	24.398	2:10.320
73	24.404	2:11.215
69	28.608	2:07.843
10	34.335	2:11.282
679	35.860	2:12.528
109	37.044	2:13.282
58	37.059	2:14.738
751	37.627	2:13.410
22	38.298	2:14.039
369	39.137	2:14.072
333	40.101	2:15.507
85	46.179	2:15.317
282	46.749	2:15.396
35	55.632	2:20.523

LAP 4 @ 13:58:05.334

NO	BEHIND	LAP TIME
66		2:02.197
15	0.343	2:02.014
5	0.616	2:01.926
176	0.934	2:02.319
102	1.316	2:02.759
530	1.512	2:01.995
54	3.099	2:02.509
21	3.692	2:03.591
4	5.265	2:03.293
153	16.133	2:06.720
27	16.190	2:06.895
402	27.659	2:06.886
73	30.299	2:08.092
38	32.131	2:09.930
69	33.775	2:07.364
557	34.279	2:12.424
10	43.119	2:10.981
679	46.538	2:12.875
751	48.770	2:13.340
109	49.150	2:14.303
58	49.529	2:14.667
22	50.329	2:14.228
369	50.665	2:13.725
333	51.360	2:13.456
85	1:00.082	2:16.100
282	1:03.112	2:18.560
35	1:12.994	2:19.559

LAP 5 @ 14:00:07.637

NO	BEHIND	LAP TIME
66		2:02.303
176	1.772	2:03.141
5	2.315	2:04.002
530	2.501	2:03.292
102	2.543	2:03.530
15	2.775	2:04.735
54	4.306	2:03.510
21	5.036	2:03.647
4	7.009	2:04.047
27	19.995	2:06.108
153	20.505	2:06.675
402	32.229	2:06.873
73	35.794	2:07.798
69	38.487	2:07.015
38	40.232	2:10.404
557	45.201	2:13.225
10	51.021	2:10.205
679	55.028	2:10.793
751	58.712	2:12.245
109	59.324	2:12.477
58	1:01.322	2:14.096
22	1:02.141	2:14.115
333	1:02.191	2:13.134
369	1:03.449	2:15.087
85	1:12.032	2:14.253
282	1:19.133	2:18.324
35	1:29.970	2:19.279

LAP 6 @ 14:02:10.007

NO	BEHIND	LAP TIME
66		2:02.370
15	2.951	2:02.546
102	3.039	2:02.866
5	4.421	2:04.476
176	4.781	2:05.379
54	5.719	2:03.783
21	7.018	2:04.352
530	8.374	2:08.243
4	8.612	2:03.973
27	24.145	2:06.520
153	25.140	2:07.005
402	39.554	2:09.695
73	41.619	2:08.195
69	41.903	2:05.786
38	48.072	2:10.210
557	54.763	2:11.932
10	58.258	2:09.607
679	1:05.920	2:13.262
751	1:09.374	2:13.032
109	1:10.308	2:13.354
333	1:12.365	2:12.544
58	1:13.551	2:14.599
22	1:13.895	2:14.124
369	1:14.458	2:13.379
85	1:22.737	2:13.075
282	1:35.497	2:18.734
35	1:47.413	2:19.813

Weather / Track : Bright / Dry

Snetterton 300: 2.9689 miles
Date: 06/09/2026 Start: 13:49 Finish: 14:02

Results can be found at www.tsl-timing.com

Printed - 14:05 Sunday, 06 September 2026

BMCRC - MRO Championships - Rnd 8 @ Snetterton

Thunderbike Sport & Supertwins

RACE 9 - POSITION CHART

No	Name	Lap Pos	1	2	3	4	5	6
19	DANCE	1	66	66	66	66	66	66
15	WHOLEY	2	176	176	15	15	176	15
21	FINNIS	3	15	15	102	5	5	102
102	FEARN	4	102	102	176	176	530	5
176	WILKINSON	5	5	5	5	102	102	176
5	STONE	6	21	21	530	530	15	54
54	JAMISON	7	530	530	21	54	54	21
530	CREASEY	8	54	54	54	21	21	530
66	DUCRAN	9	4	4	4	4	4	4
4	KILLWORTH	10	27	27	27	153	27	27
153	KILLWORTH	11	153	153	153	27	153	153
402	FARR	12	402	402	402	402	402	402
69	SMITH	13	557	557	557	73	73	73
27	BROWN	14	38	73	38	38	69	69
73	RANSOME	15	73	38	73	69	38	38
557	WILTON	16	58	69	69	557	557	557
38	LUFF	17	109	58	10	10	10	10
751	SINCA	18	10	10	679	679	679	679
22	GRIFFITHS	19	679	679	109	751	751	751
10	BRUNSDON	20	22	109	58	109	109	109
131	KINGSTONE	21	69	751	751	58	58	333
109	PARSONS	22	751	22	22	22	22	58
58	BUSHELL	23	369	333	369	369	333	22
679	GOODRUM	24	333	369	333	333	369	369
85	KITE	25	282	85	85	85	85	85
333	HOUGHTON	26	85	282	282	282	282	282
369	LINDSAY	27	35	35	35	35	35	35
53	HAMMOND	28						
35	THURTLE	29						
282	RUSSELL	30						
78	HARDY	31						
67	HARVEY	32						
172	ROBINSON	33						

Weather / Track : Bright / Dry

Snetterton 300: 2.9689 miles
Date: 06/09/2026 Start: 13:49 Finish: 14:02

Results can be found at www.tsl-timing.com

Printed - 14:05 Sunday, 06 September 2026

BMCRC - MRO Championships - Rnd 8 @ Snetterton

Thunderbike Sport & Supertwins

RACE 9 - SECTOR ANALYSIS

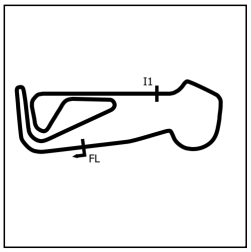

SECTOR 1 = FL to I1, SECTOR 2 = I1 to FL, DIFF = Difference To Personal Best Lap, P = Crossed Finish Line in Pit Lane, D = Time Disallowed

P1 66 TWINS Mitch DUCRAN — Yamaha R7 - JP Haulage / Black Widow Exhausts

IDEAL LAP TIME : 2:02.107 BEST LAP TIME : 2:02.197 DIFFERENCE : 0.090

LAP	SECTOR 1	SECTOR 2	LAP TIME	MPH	DIFF	TIME OF DAY
1 -		***40.718***	2:07.923	83.55	5.726	13:51:57.928
2 -	1:21.842	40.877	2:02.719	87.09	0.522	13:54:00.647
3 -	1:21.648	40.842	2:02.490	87.25	0.293	13:56:03.137
4 -	***1:21.389***	40.808	***2:02.197*** **(1)**	***87.46***		***13:58:05.334***
5 -	1:21.448	40.855	2:02.303 **(2)**	87.39	0.106	14:00:07.637
6 -	1:21.422	40.948	2:02.370 **(3)**	87.34	0.173	14:02:10.007

P2 15 Kevin WHOLEY — Honda CBR600RR - Twistgrip Motorcycles

IDEAL LAP TIME : 2:01.431 BEST LAP TIME : 2:02.014 DIFFERENCE : 0.583

LAP	SECTOR 1	SECTOR 2	LAP TIME	MPH	DIFF	TIME OF DAY
1 -		40.957	2:08.879	82.93	6.865	13:51:58.884
2 -	1:21.319	41.314	2:02.633	87.15	0.619	13:54:01.517
3 -	1:21.324	40.822	2:02.146 **(2)**	87.50	0.132	13:56:03.663
4 -	***1:21.059***	40.955	***2:02.014*** **(1)**	***87.59***		***13:58:05.677***
5 -	1:22.567	42.168	2:04.735	85.68	2.721	14:00:10.412
6 -	1:22.174	***40.372***	2:02.546 **(3)**	87.21	0.532	14:02:12.958

P3 102 James FEARN — Yamaha R6 - Team catching killworths

IDEAL LAP TIME : 2:01.693 BEST LAP TIME : 2:02.277 DIFFERENCE : 0.584

LAP	SECTOR 1	SECTOR 2	LAP TIME	MPH	DIFF	TIME OF DAY
1 -		40.768	2:08.929	82.89	6.652	13:51:58.934
2 -	***1:21.489***	41.191	2:02.680 **(2)**	87.12	0.403	13:54:01.614
3 -	1:21.628	40.649	***2:02.277*** **(1)**	***87.40***		***13:56:03.891***
4 -	1:21.785	40.974	2:02.759 **(3)**	87.06	0.482	13:58:06.650
5 -	1:21.960	41.570	2:03.530	86.52	1.253	14:00:10.180
6 -	1:22.662	***40.204***	2:02.866	86.98	0.589	14:02:13.046

P4 5 Logan STONE — Yamaha R6 -

IDEAL LAP TIME : 2:01.605 BEST LAP TIME : 2:01.926 DIFFERENCE : 0.321

LAP	SECTOR 1	SECTOR 2	LAP TIME	MPH	DIFF	TIME OF DAY
1 -		41.398	2:09.657	82.43	7.731	13:51:59.662
2 -	***1:21.095***	40.930	2:02.025 **(2)**	87.58	0.099	13:54:01.687
3 -	1:21.673	40.664	2:02.337 **(3)**	87.36	0.411	13:56:04.024
4 -	1:21.416	***40.510***	***2:01.926*** **(1)**	***87.66***		***13:58:05.950***
5 -	1:22.143	41.859	2:04.002	86.19	2.076	14:00:09.952
6 -	1:23.543	40.933	2:04.476	85.86	2.550	14:02:14.428

P5 176 TWINS Luca WILKINSON — Aprilia RS660 - Speedy Freight - NW Racing

IDEAL LAP TIME : 2:02.319 BEST LAP TIME : 2:02.319 DIFFERENCE : 0.000

LAP	SECTOR 1	SECTOR 2	LAP TIME	MPH	DIFF	TIME OF DAY
1 -		41.040	2:08.420	83.22	6.101	13:51:58.425
2 -	1:21.826	41.055	2:02.881 **(3)**	86.97	0.562	13:54:01.306
3 -	1:21.751	40.892	2:02.643 **(2)**	87.14	0.324	13:56:03.949
4 -	***1:21.591***	***40.728***	***2:02.319*** **(1)**	***87.37***		***13:58:06.268***
5 -	1:21.993	41.148	2:03.141	86.79	0.822	14:00:09.409
6 -	1:24.242	41.137	2:05.379	85.24	3.060	14:02:14.788

P6 54 Adam JAMISON — Yamaha R6 - Hazel Tree Estates LTD

IDEAL LAP TIME : 2:02.411 BEST LAP TIME : 2:02.509 DIFFERENCE : 0.098

LAP	SECTOR 1	SECTOR 2	LAP TIME	MPH	DIFF	TIME OF DAY
1 -		41.033	2:10.218	82.07	7.709	13:52:00.223
2 -	1:21.823	***40.818***	2:02.641 **(2)**	87.14	0.132	13:54:02.864
3 -	1:21.954	41.106	2:03.060 **(3)**	86.85	0.551	13:56:05.924
4 -	***1:21.593***	40.916	***2:02.509*** **(1)**	***87.24***		***13:58:08.433***
5 -	1:22.502	41.008	2:03.510	86.53	1.001	14:00:11.943
6 -	1:22.208	41.575	2:03.783	86.34	1.274	14:02:15.726

Weather / Track : Bright / Dry

Snetterton 300: 2.9689 miles
Date: 06/09/2026 Start: 13:49 Finish: 14:02

BMCRC - MRO Championships - Rnd 8 @ Snetterton

Thunderbike Sport & Supertwins

RACE 9 - SECTOR ANALYSIS

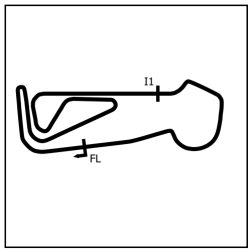

SECTOR 1 = FL to I1, SECTOR 2 = I1 to FL, DIFF = Difference To Personal Best Lap, P = Crossed Finish Line in Pit Lane, D = Time Disallowed

P7 21 TWINS Toby FINNIS — Triumph DAYTONA 660 - JPG Racing

IDEAL LAP TIME : 2:02.291 BEST LAP TIME : 2:02.615 DIFFERENCE : 0.324

LAP	SECTOR 1	SECTOR 2	LAP TIME		MPH	DIFF	TIME OF DAY
1 -		41.131	2:09.866		82.30	7.251	13:51:59.871
2 -	***1:21.640***	40.975	***2:02.615***	**(1)**	***87.16***		***13:54:02.486***
3 -	1:22.298	***40.651***	2:02.949	**(2)**	86.93	0.334	13:56:05.435
4 -	1:22.608	40.983	2:03.591	**(3)**	86.47	0.976	13:58:09.026
5 -	1:22.267	41.380	2:03.647		86.44	1.032	14:00:12.673
6 -	1:22.619	41.733	2:04.352		85.95	1.737	14:02:17.025

P8 530 Morgan CREASEY — Suzuki GSXR 600 - Green plant

IDEAL LAP TIME : 2:01.756 BEST LAP TIME : 2:01.995 DIFFERENCE : 0.239

LAP	SECTOR 1	SECTOR 2	LAP TIME		MPH	DIFF	TIME OF DAY
1 -		40.942	2:10.012		82.20	8.017	13:52:00.017
2 -	1:21.883	40.833	2:02.716	**(3)**	87.09	0.721	13:54:02.733
3 -	1:21.494	***40.624***	2:02.118	**(2)**	87.52	0.123	13:56:04.851
4 -	***1:21.132***	40.863	***2:01.995***	**(1)**	***87.61***		***13:58:06.846***
5 -	1:21.743	41.549	2:03.292		86.68	1.297	14:00:10.138
6 -	1:26.776	41.467	2:08.243		83.34	6.248	14:02:18.381

P9 4 Hayden KILLWORTH — Suzuki GSXR - GreenPlantUK, Helmet City, M.S Racing, Nan, F

IDEAL LAP TIME : 2:03.009 BEST LAP TIME : 2:03.134 DIFFERENCE : 0.125

LAP	SECTOR 1	SECTOR 2	LAP TIME		MPH	DIFF	TIME OF DAY
1 -		***40.877***	2:10.656		81.80	7.522	13:52:00.661
2 -	***1:22.132***	41.379	2:03.511	**(3)**	86.53	0.377	13:54:04.172
3 -	1:22.247	40.887	***2:03.134***	**(1)**	***86.80***		***13:56:07.306***
4 -	1:22.323	40.970	2:03.293	**(2)**	86.68	0.159	13:58:10.599
5 -	1:22.692	41.355	2:04.047		86.16	0.913	14:00:14.646
6 -	1:22.955	41.018	2:03.973		86.21	0.839	14:02:18.619

P10 27 TWINS Ben BROWN — Triumph DAYTONA 660 - Hunts Motorcycles

IDEAL LAP TIME : 2:05.615 BEST LAP TIME : 2:06.074 DIFFERENCE : 0.459

LAP	SECTOR 1	SECTOR 2	LAP TIME		MPH	DIFF	TIME OF DAY
1 -		***41.647***	2:12.413		80.71	6.339	13:52:02.418
2 -	***1:23.968***	42.106	***2:06.074***	**(1)**	***84.77***		***13:54:08.492***
3 -	1:24.162	41.975	2:06.137	**(3)**	84.73	0.063	13:56:14.629
4 -	1:24.806	42.089	2:06.895		84.22	0.821	13:58:21.524
5 -	1:24.306	41.802	2:06.108	**(2)**	84.75	0.034	14:00:27.632
6 -	1:24.846	41.674	2:06.520		84.47	0.446	14:02:34.152

P11 153 Jordan KILLWORTH — Suzuki GSX-R600 - Greenplant/Pass Bike/M.S Racing

IDEAL LAP TIME : 2:05.820 BEST LAP TIME : 2:05.857 DIFFERENCE : 0.037

LAP	SECTOR 1	SECTOR 2	LAP TIME		MPH	DIFF	TIME OF DAY
1 -		41.926	2:12.953		80.38	7.096	13:52:02.958
2 -	***1:24.205***	41.652	***2:05.857***	**(1)**	***84.92***		***13:54:08.815***
3 -	1:24.317	***41.615***	2:05.932	**(2)**	84.87	0.075	13:56:14.747
4 -	1:24.600	42.120	2:06.720		84.34	0.863	13:58:21.467
5 -	1:24.511	42.164	2:06.675	**(3)**	84.37	0.818	14:00:28.142
6 -	1:25.010	41.995	2:07.005		84.15	1.148	14:02:35.147

P12 402 Kaine FARR — Suzuki GSXR - The Elms B&B Snetterton

IDEAL LAP TIME : 2:06.673 BEST LAP TIME : 2:06.704 DIFFERENCE : 0.031

LAP	SECTOR 1	SECTOR 2	LAP TIME		MPH	DIFF	TIME OF DAY
1 -		42.859	2:14.246		79.61	7.542	13:52:04.251
2 -	1:24.087	***42.617***	***2:06.704***	**(1)**	***84.35***		***13:54:10.955***
3 -	1:31.632	43.520	2:15.152		79.08	8.448	13:56:26.107
4 -	***1:24.056***	42.830	2:06.886	**(3)**	84.23	0.182	13:58:32.993
5 -	1:24.062	42.811	2:06.873	**(2)**	84.24	0.169	14:00:39.866
6 -	1:26.900	42.795	2:09.695		82.40	2.991	14:02:49.561

Weather / Track : Bright / Dry

Snetterton 300: 2.9689 miles
Date: 06/09/2026 Start: 13:49 Finish: 14:02

BMCRC - MRO Championships - Rnd 8 @ Snetterton

Thunderbike Sport & Supertwins

RACE 9 - SECTOR ANALYSIS

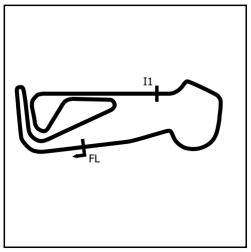

SECTOR 1 = FL to I1, SECTOR 2 = I1 to FL, DIFF = Difference To Personal Best Lap, P = Crossed Finish Line in Pit Lane, D = Time Disallowed

P13 73 TWINS David RANSOME — Suzuki GSX8S - Hunts Motorcycles

IDEAL LAP TIME : 2:07.798 BEST LAP TIME : 2:07.798 DIFFERENCE : 0.000

LAP	SECTOR 1	SECTOR 2	LAP TIME		MPH	DIFF	TIME OF DAY
1 -		43.775	2:17.075		77.97	9.277	13:52:07.080
2 -	1:25.604	43.642	2:09.246		82.69	1.448	13:54:16.326
3 -	1:26.814	44.401	2:11.215		81.45	3.417	13:56:27.541
4 -	1:25.245	42.847	2:08.092	(2)	83.44	0.294	13:58:35.633
5 -	***1:24.958***	***42.840***	***2:07.798***	**(1)**	***83.63***		***14:00:43.431***
6 -	1:25.348	42.847	2:08.195	(3)	83.37	0.397	14:02:51.626

P14 69 Terry SMITH — Yamaha R6 - Staxson racing

IDEAL LAP TIME : 2:05.545 BEST LAP TIME : 2:05.786 DIFFERENCE : 0.241

LAP	SECTOR 1	SECTOR 2	LAP TIME		MPH	DIFF	TIME OF DAY
1 -		43.842	2:22.725		74.88	16.939	13:52:12.730
2 -	1:27.513	43.659	2:11.172		81.48	5.386	13:54:23.902
3 -	1:24.852	42.991	2:07.843		83.60	2.057	13:56:31.745
4 -	***1:23.683***	43.681	2:07.364	(3)	83.91	1.578	13:58:39.109
5 -	1:24.277	42.738	2:07.015	(2)	84.14	1.229	14:00:46.124
6 -	1:23.924	***41.862***	***2:05.786***	**(1)**	***84.97***		***14:02:51.910***

P15 38 TWINS David LUFF — BMW F900 - Sarah O'Neill

IDEAL LAP TIME : 2:09.681 BEST LAP TIME : 2:09.930 DIFFERENCE : 0.249

LAP	SECTOR 1	SECTOR 2	LAP TIME		MPH	DIFF	TIME OF DAY
1 -		44.222	2:17.031		77.99	7.101	13:52:07.036
2 -	1:26.619	43.560	2:10.179	(2)	82.10	0.249	13:54:17.215
3 -	***1:26.310***	44.010	2:10.320		82.01	0.390	13:56:27.535
4 -	1:26.557	43.373	***2:09.930***	**(1)**	***82.26***		***13:58:37.465***
5 -	1:26.573	43.831	2:10.404		81.96	0.474	14:00:47.869
6 -	1:26.839	***43.371***	2:10.210	(3)	82.08	0.280	14:02:58.079

P16 557 John WILTON — Yamaha R6 - Repetition Roasters

IDEAL LAP TIME : 2:09.214 BEST LAP TIME : 2:09.306 DIFFERENCE : 0.092

LAP	SECTOR 1	SECTOR 2	LAP TIME		MPH	DIFF	TIME OF DAY
1 -		***43.791***	2:16.524		78.28	7.218	13:52:06.529
2 -	***1:25.423***	43.883	***2:09.306***	**(1)**	***82.65***		***13:54:15.835***
3 -	1:26.717	44.637	2:11.354	(2)	81.36	2.048	13:56:27.189
4 -	1:27.941	44.483	2:12.424		80.71	3.118	13:58:39.613
5 -	1:27.036	46.189	2:13.225		80.22	3.919	14:00:52.838
6 -	1:27.357	44.575	2:11.932	(3)	81.01	2.626	14:03:04.770

P17 10 Mike BRUNSDON — Suzuki GSXR 600 - TOK-Ticked Holidays

IDEAL LAP TIME : 2:09.607 BEST LAP TIME : 2:09.607 DIFFERENCE : 0.000

LAP	SECTOR 1	SECTOR 2	LAP TIME		MPH	DIFF	TIME OF DAY
1 -		45.197	2:21.609		75.47	12.002	13:52:11.614
2 -	1:28.897	45.679	2:14.576		79.42	4.969	13:54:26.190
3 -	1:27.397	43.885	2:11.282		81.41	1.675	13:56:37.472
4 -	1:26.910	44.071	2:10.981	(3)	81.60	1.374	13:58:48.453
5 -	1:26.402	43.803	2:10.205	(2)	82.08	0.598	14:00:58.658
6 -	***1:26.091***	***43.516***	***2:09.607***	**(1)**	***82.46***		***14:03:08.265***

P18 679 Gene GOODRUM — Suzuki GSXR 600 - Delta T Racing

IDEAL LAP TIME : 2:10.776 BEST LAP TIME : 2:10.793 DIFFERENCE : 0.017

LAP	SECTOR 1	SECTOR 2	LAP TIME		MPH	DIFF	TIME OF DAY
1 -		45.611	2:21.966		75.28	11.173	13:52:11.971
2 -	1:28.847	45.651	2:14.498		79.46	3.705	13:54:26.469
3 -	1:28.477	***44.051***	2:12.528	(2)	80.64	1.735	13:56:38.997
4 -	1:28.050	44.825	2:12.875	(3)	80.43	2.082	13:58:51.872
5 -	***1:26.725***	44.068	***2:10.793***	**(1)**	***81.71***		***14:01:02.665***
6 -	1:28.419	44.843	2:13.262		80.20	2.469	14:03:15.927

Weather / Track : Bright / Dry

Snetterton 300: 2.9689 miles
Date: 06/09/2026 Start: 13:49 Finish: 14:02

BMCRC - MRO Championships - Rnd 8 @ Snetterton

Thunderbike Sport & Supertwins

RACE 9 - SECTOR ANALYSIS

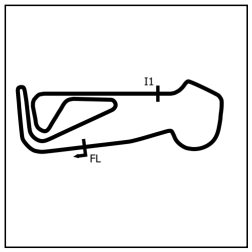

SECTOR 1 = FL to I1, SECTOR 2 = I1 to FL, DIFF = Difference To Personal Best Lap, P = Crossed Finish Line in Pit Lane, D = Time Disallowed

P19 751 Lucian Silviu SINCA Kawasaki ZX6R B1H -

IDEAL LAP TIME : 2:11.994 BEST LAP TIME : 2:12.245 DIFFERENCE : 0.251

LAP	SECTOR 1	SECTOR 2	LAP TIME	MPH	DIFF	TIME OF DAY
1 -		45.485	2:23.225	74.62	10.980	13:52:13.230
2 -	1:29.278	44.846	2:14.124	79.68	1.879	13:54:27.354
3 -	1:28.383	45.027	2:13.410	80.11	1.165	13:56:40.764
4 -	1:28.455	44.885	2:13.340 (3)	80.15	1.095	13:58:54.104
5 -	***1:27.271***	44.974	***2:12.245*** (1)	***80.82***		***14:01:06.349***
6 -	1:28.309	***44.723***	2:13.032 (2)	80.34	0.787	14:03:19.381

P20 109 TWINS Logan PARSONS Suzuki SV650 - IMP Racing & Log Racing

IDEAL LAP TIME : 2:12.022 BEST LAP TIME : 2:12.477 DIFFERENCE : 0.455

LAP	SECTOR 1	SECTOR 2	LAP TIME	MPH	DIFF	TIME OF DAY
1 -		45.003	2:21.156	75.71	8.679	13:52:11.161
2 -	1:30.273	45.465	2:15.738	78.74	3.261	13:54:26.899
3 -	1:28.510	44.772	2:13.282 (2)	80.19	0.805	13:56:40.181
4 -	1:29.923	44.380	2:14.303	79.58	1.826	13:58:54.484
5 -	***1:27.860***	44.617	***2:12.477*** (1)	***80.67***		***14:01:06.961***
6 -	1:29.192	***44.162***	2:13.354 (3)	80.14	0.877	14:03:20.315

P21 333 Andrew HOUGHTON Suzuki TL1000S - Techoir & The Bike Experience

IDEAL LAP TIME : 2:12.398 BEST LAP TIME : 2:12.544 DIFFERENCE : 0.146

LAP	SECTOR 1	SECTOR 2	LAP TIME	MPH	DIFF	TIME OF DAY
1 -		45.059	2:23.886	74.28	11.342	13:52:13.891
2 -	1:29.228	44.612	2:13.840	79.85	1.296	13:54:27.731
3 -	1:30.082	45.425	2:15.507	78.87	2.963	13:56:43.238
4 -	1:28.596	44.860	2:13.456 (3)	80.08	0.912	13:58:56.694
5 -	***1:28.437***	44.697	2:13.134 (2)	80.28	0.590	14:01:09.828
6 -	1:28.583	***43.961***	***2:12.544*** (1)	***80.63***		***14:03:22.372***

P22 58 Billy BUSHELL -

IDEAL LAP TIME : 2:14.014 BEST LAP TIME : 2:14.096 DIFFERENCE : 0.082

LAP	SECTOR 1	SECTOR 2	LAP TIME	MPH	DIFF	TIME OF DAY
1 -		44.827	2:20.835	75.89	6.739	13:52:10.840
2 -	1:29.476	45.142	2:14.618 (3)	79.39	0.522	13:54:25.458
3 -	1:29.979	***44.759***	2:14.738	79.32	0.642	13:56:40.196
4 -	1:29.778	44.889	2:14.667	79.36	0.571	13:58:54.863
5 -	***1:29.255***	44.841	***2:14.096*** (1)	***79.70***		***14:01:08.959***
6 -	1:29.475	45.124	2:14.599 (2)	79.40	0.503	14:03:23.558

P23 22 TWINS Jack GRIFFITHS Yamaha R7 - MSS PERFORMANCE,SUBLIME DSG,HELMET (

IDEAL LAP TIME : 2:13.410 BEST LAP TIME : 2:14.039 DIFFERENCE : 0.629

LAP	SECTOR 1	SECTOR 2	LAP TIME	MPH	DIFF	TIME OF DAY
1 -		44.792	2:22.077	75.22	8.038	13:52:12.082
2 -	1:29.861	45.453	2:15.314	78.98	1.275	13:54:27.396
3 -	1:29.493	44.546	***2:14.039*** (1)	***79.73***		***13:56:41.435***
4 -	1:29.126	45.102	2:14.228	79.62	0.189	13:58:55.663
5 -	***1:29.009***	45.106	2:14.115 (2)	79.69	0.076	14:01:09.778
6 -	1:29.723	***44.401***	2:14.124 (3)	79.68	0.085	14:03:23.902

P24 369 TWINS Merlin LINDSAY Suzuki SV650S -

IDEAL LAP TIME : 2:13.379 BEST LAP TIME : 2:13.379 DIFFERENCE : 0.000

LAP	SECTOR 1	SECTOR 2	LAP TIME	MPH	DIFF	TIME OF DAY
1 -		45.786	2:23.327	74.57	9.948	13:52:13.332
2 -	1:29.327	45.543	2:14.870	79.24	1.491	13:54:28.202
3 -	1:29.411	44.661	2:14.072 (3)	79.71	0.693	13:56:42.274
4 -	1:29.055	44.670	2:13.725 (2)	79.92	0.346	13:58:55.999
5 -	1:30.014	45.073	2:15.087	79.11	1.708	14:01:11.086
6 -	***1:29.006***	***44.373***	***2:13.379*** (1)	***80.13***		***14:03:24.465***

Weather / Track : Bright / Dry

Snetterton 300: 2.9689 miles
Date: 06/09/2026 Start: 13:49 Finish: 14:02

BMCRC - MRO Championships - Rnd 8 @ Snetterton

Thunderbike Sport & Supertwins

RACE 9 - SECTOR ANALYSIS

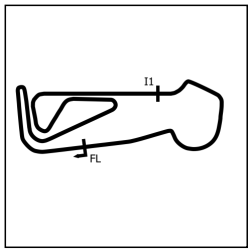

SECTOR 1 = FL to I1, SECTOR 2 = I1 to FL, DIFF = Difference To Personal Best Lap, P = Crossed Finish Line in Pit Lane, D = Time Disallowed

P25 85 Andrew KITE — Ducati 749 - Red Rebel Racing

IDEAL LAP TIME : 2:13.075 BEST LAP TIME : 2:13.075 DIFFERENCE : 0.000

LAP	SECTOR 1	SECTOR 2	LAP TIME		MPH	DIFF	TIME OF DAY
1 -		45.557	2:26.962		72.72	13.887	13:52:16.967
2 -	1:30.072	46.960	2:17.032		77.99	3.957	13:54:33.999
3 -	1:29.440	45.877	2:15.317	(3)	78.98	2.242	13:56:49.316
4 -	1:29.789	46.311	2:16.100		78.53	3.025	13:59:05.416
5 -	1:28.763	45.490	2:14.253	(2)	79.61	1.178	14:01:19.669
6 -	***1:28.205***	***44.870***	***2:13.075***	**(1)**	***80.31***		***14:03:32.744***

P26 282 Mark RUSSELL — Yamaha R6 - P and O Scaffolding

IDEAL LAP TIME : 2:15.396 BEST LAP TIME : 2:15.396 DIFFERENCE : 0.000

LAP	SECTOR 1	SECTOR 2	LAP TIME		MPH	DIFF	TIME OF DAY
1 -		45.639	2:26.366		73.02	10.970	13:52:16.371
2 -	1:31.350	46.769	2:18.119	(2)	77.38	2.723	13:54:34.490
3 -	***1:30.300***	***45.096***	***2:15.396***	**(1)**	***78.93***		***13:56:49.886***
4 -	1:32.282	46.278	2:18.560		77.13	3.164	13:59:08.446
5 -	1:31.460	46.864	2:18.324	(3)	77.26	2.928	14:01:26.770
6 -	1:32.361	46.373	2:18.734		77.04	3.338	14:03:45.504

P27 35 TWINS Stuart THURTLE — Aprilia RS660 - STRacing TeamTortoise / DWP

IDEAL LAP TIME : 2:19.103 BEST LAP TIME : 2:19.279 DIFFERENCE : 0.176

LAP	SECTOR 1	SECTOR 2	LAP TIME		MPH	DIFF	TIME OF DAY
1 -		46.901	2:28.566		71.94	9.287	13:52:18.571
2 -	1:32.458	47.217	2:19.675	(3)	76.52	0.396	13:54:38.246
3 -	1:33.606	46.917	2:20.523		76.05	1.244	13:56:58.769
4 -	1:32.856	***46.703***	2:19.559	(2)	76.58	0.280	13:59:18.328
5 -	***1:32.400***	46.879	***2:19.279***	**(1)**	***76.73***		***14:01:37.607***
6 -	1:32.703	47.110	2:19.813		76.44	0.534	14:03:57.420

BMCRC - MRO Championships - Rnd 8 @ Snetterton

Thunderbike Sport & Supertwins

RACE 9 - BEST SECTORS

	SECTOR 1		SECTOR 2	
POS	NO	TIME	NO	TIME
1	**15**	**1:21.059**	**102**	**40.204**
2	**5**	**1:21.095**	**15**	**40.372**
3	**530**	**1:21.132**	**5**	**40.510**
4	**66**	**1:21.389**	**530**	**40.624**
5	**102**	**1:21.489**	**21**	**40.651**
6	**176**	**1:21.591**	**66**	**40.718**
7	**54**	**1:21.593**	**176**	**40.728**
8	**21**	**1:21.640**	**54**	**40.818**
9	**4**	**1:22.132**	**4**	**40.877**
10	**69**	**1:23.683**	**153**	**41.615**
11	**27**	**1:23.968**	**27**	**41.647**
12	**402**	**1:24.056**	**69**	**41.862**
13	**153**	**1:24.205**	**402**	**42.617**
14	**73**	**1:24.958**	**73**	**42.840**
15	**557**	**1:25.423**	**38**	**43.371**
16	**10**	**1:26.091**	**10**	**43.516**
17	**38**	**1:26.310**	**557**	**43.791**
18	**679**	**1:26.725**	**333**	**43.961**
19	**751**	**1:27.271**	**679**	**44.051**
20	**109**	**1:27.860**	**109**	**44.162**
21	**85**	**1:28.205**	**369**	**44.373**
22	**333**	**1:28.437**	**22**	**44.401**
23	**369**	**1:29.006**	**751**	**44.723**
24	**22**	**1:29.009**	**58**	**44.759**
25	**58**	**1:29.255**	**85**	**44.870**
26	**282**	**1:30.300**	**282**	**45.096**
27	**35**	**1:32.400**	**35**	**46.703**

IDEAL / BEST COMPARISON

				IDEAL	BEST	DIFF
			PERFECT LAP	**2:01.263**		
1	**15**	WHOLEY		2:01.431	2:02.014	**0.583**
2	**5**	STONE		2:01.605	2:01.926	**0.321**
3	**102**	FEARN		2:01.693	2:02.277	**0.584**
4	**530**	CREASEY		2:01.756	2:01.995	**0.239**
5	**66**	DUCRAN		2:02.107	2:02.197	**0.090**
6	**21**	FINNIS		2:02.291	2:02.615	**0.324**
7	**176**	WILKINSON		2:02.319	2:02.319	**0.000**
8	**54**	JAMISON		2:02.411	2:02.509	**0.098**
9	**4**	KILLWORTH		2:03.009	2:03.134	**0.125**
10	**69**	SMITH		2:05.545	2:05.786	**0.241**
11	**27**	BROWN		2:05.615	2:06.074	**0.459**
12	**153**	KILLWORTH		2:05.820	2:05.857	**0.037**
13	**402**	FARR		2:06.673	2:06.704	**0.031**
14	**73**	RANSOME		2:07.798	2:07.798	**0.000**
15	**557**	WILTON		2:09.214	2:09.306	**0.092**
16	**10**	BRUNSDON		2:09.607	2:09.607	**0.000**
17	**38**	LUFF		2:09.681	2:09.930	**0.249**
18	**679**	GOODRUM		2:10.776	2:10.793	**0.017**
19	**751**	SINCA		2:11.994	2:12.245	**0.251**
20	**109**	PARSONS		2:12.022	2:12.477	**0.455**
21	**333**	HOUGHTON		2:12.398	2:12.544	**0.146**
22	**85**	KITE		2:13.075	2:13.075	**0.000**
23	**369**	LINDSAY		2:13.379	2:13.379	**0.000**
24	**22**	GRIFFITHS		2:13.410	2:14.039	**0.629**
25	**58**	BUSHELL		2:14.014	2:14.096	**0.082**
26	**282**	RUSSELL		2:15.396	2:15.396	**0.000**
27	**35**	THURTLE		2:19.103	2:19.279	**0.176**

Weather / Track : Bright / Dry

Snetterton 300: 2.9689 miles
Date: 06/09/2026 Start: 13:49 Finish: 14:02

Results can be found at www.tsl-timing.com

Printed - 14:05 Sunday, 06 September 2026

BMCRC - MRO Championships - Rnd 8 @ Snetterton

Thunderbike Sport & Supertwins

RACE 9 - STATISTICS

Competitors Started	27
Planned Start	2026-09-06 @ 12:35:00.000
Actual Start	2026-09-06 @ 13:49:50.004
Finish Time	2026-09-06 @ 14:02:10.006
Track Length	2.9689mi.
Total Laps	162
Total Distance Covered	480.9636mi.

Session Fastest Lap History

NO	CL	NAME	LAP TIME	TIME OF DAY	LAP	VEHICLE
66	TWINS	**Mitch DUCRAN**	**2:02.719**	13:54:00.647	2	Yamaha R7
15		**Kevin WHOLEY**	**2:02.633**	13:54:01.517	2	Honda CBR600RR
5		**Logan STONE**	**2:02.025**	13:54:01.687	2	Yamaha R6
15		**Kevin WHOLEY**	**2:02.014**	13:58:05.677	4	Honda CBR600RR
5		**Logan STONE**	**2:01.926**	13:58:05.950	4	Yamaha R6

Session Leader History

NO	CL	NAME	FROM LAP	LAPS LED	DISTANCE	VEHICLE
66	TWINS	**Mitch DUCRAN**	1	6	17.81 miles	Yamaha R7

Flag History

TYPE	TIME OF DAY
GREEN	13:49:50.004
FINISH	14:02:10.006

Flag Statistics

TYPE	COUNT	TOTAL LAPS	TOTAL TIME
Green	1	6	14:18.403
Red	0	0	0.000
Safety Car	0	0	0.000
FCY	0	0	0.000

BMCRC - MRO Championships - Rnd 8 @ Snetterton

Thunderbike Sport & Supertwins

RACE 9 - STATISTICS

CLASS : 17 Starters

Fastest Lap History

NO	NAME	LAP TIME	TIME OF DAY	LAP	VEHICLE
15	**Kevin WHOLEY**	**2:02.633**	13:54:01.517	2	Honda CBR600RR
5	**Logan STONE**	**2:02.025**	13:54:01.687	2	Yamaha R6
15	**Kevin WHOLEY**	**2:02.014**	13:58:05.677	4	Honda CBR600RR
5	**Logan STONE**	**2:01.926**	13:58:05.950	4	Yamaha R6

Leader History

NO	NAME	FROM LAP	LAPS LED	DISTANCE	VEHICLE
15	**Kevin WHOLEY**	1	4	11.87 miles	Honda CBR600RR
5	**Logan STONE**	5	1	2.96 miles	Yamaha R6
15	**Kevin WHOLEY**	6	1	2.96 miles	Honda CBR600RR

BMCRC - MRO Championships - Rnd 8 @ Snetterton

Thunderbike Sport & Supertwins

RACE 9 - STATISTICS

CLASS : TWINS

10 Starters

Fastest Lap History

NO	NAME	LAP TIME	TIME OF DAY	LAP	VEHICLE
66	**Mitch DUCRAN**	**2:02.719**	13:54:00.647	2	Yamaha R7
21	**Toby FINNIS**	**2:02.615**	13:54:02.486	2	Triumph DAYTONA 660
66	**Mitch DUCRAN**	**2:02.490**	13:56:03.137	3	Yamaha R7
66	**Mitch DUCRAN**	**2:02.197**	13:58:05.334	4	Yamaha R7

Leader History

NO	NAME	FROM LAP	LAPS LED	DISTANCE	VEHICLE
66	**Mitch DUCRAN**	1	6	17.81 miles	Yamaha R7

BMCRC - MRO Championships - Rnd 8 @ Snetterton

Thunderbike Sport & Supertwins

RACE 18 - GRID (6 Laps)



These results are provisional until the conclusion of any judicial and technical matters.

Snetterton 300: 2.9689 miles

Clerk Of Course: Den Grant / Caroline Patterson	Timekeeper: Richard Evans	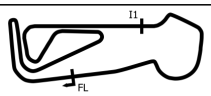

Results can be found at www.tsl-timing.com

Printed - 14:07 Sunday, 06 September 2026

The Race Shack
GRAPHICS & CLOTHING

BMCRC - MRO Championships - Rnd 8 @ Snetterton

Thunderbike Sport & Supertwins

RACE 18 - CLASSIFICATION

Race Distance: 6 Laps / 17.81 miles

BMCRC SUPERTWINS

POS	NO	CL	PIC	NAME	ENTRY	LAPS	TIME	GAP	DIFF	MPH	BEST	ON	GRD	↑↓
1	176	TWINS	1	Luca WILKINSON	Aprilia RS660 - Speedy Freight - NW Racing	6	12:31.801			85.29	2:03.938	5	6	5
2	102		1	James FEARN	Yamaha R6 - Team catching killworths	6	12:31.894	0.093	0.093	85.28	2:03.883	5	5	3
3	54		2	Adam JAMISON	Yamaha R6 - Hazel Tree Estates LTD	6	12:33.059	1.258	1.165	85.15	2:04.132	6	7	4
4	21	TWINS	2	Toby FINNIS	Triumph DAYTONA 660 - JPG Racing	6	12:33.298	1.497	0.239	85.13	2:04.010	5	8	4
5	66	TWINS	3	Mitch DUCRAN	Yamaha R7 - JP Haulage / Black Widow Exhausts	6	12:33.425	1.624	0.127	85.11	2:03.437	2	4	-1
6	4		3	Hayden KILLWORTH	Suzuki GSXR - GreenPlantUK, Helmet City, M.S Racing, Nar	6	12:33.848	2.047	0.423	85.06	2:03.937	4	9	3
7	5		4	Logan STONE	Yamaha R6 -	6	12:37.479	5.678	3.631	84.66	2:02.394	3	1	-6
8	530*		5	Morgan CREASEY	Suzuki GSXR 600 - Green plant	6	12:41.136	9.335	3.657	84.25	2:03.128	5	2	-6
9	69		6	Terry SMITH	Yamaha R6 - Staxson racing	6	12:48.907	17.106	7.771	83.40	2:06.339	3	10	1
10	153		7	Jordan KILLWORTH	Suzuki GSX-R600 - Greenplant/Pass Bike/M.S Racing	6	12:48.930	17.129	0.023	83.39	2:06.763	4	11	1
11	402		8	Kaine FARR	Suzuki GSXR - The Elms B&B Snetterton	6	12:49.185	17.384	0.255	83.37	2:06.125	5	13	2
12	73	TWINS	4	David RANSOME	Suzuki GSX8S - Hunts Motorcycles	6	12:58.968	27.167	9.783	82.32	2:07.769	2	14	2
13	10		9	Mike BRUNSDON	Suzuki GSXR 600 - TOK-Ticked Holidays	6	13:16.262	44.461	17.294	80.53	2:10.135	2	16	3
14	38	TWINS	5	David LUFF	BMW F900 - Sarah O'Neill	6	13:16.401	44.600	0.139	80.52	2:11.148	2	17	3
15	333		10	Andrew HOUGHTON	Suzuki TL1000S - Techoir & The Bike Experience	6	13:21.655	49.854	5.254	79.99	2:11.842	4	21	6
16	557		11	John WILTON	Yamaha R6 - Repetition Roasters	6	13:25.322	53.521	3.667	79.63	2:12.153	6	15	-1
17	58		12	Billy BUSHELL	-	6	13:30.943	59.142	5.621	79.07	2:13.537	6	25	8
18	679		13	Gene GOODRUM	Suzuki GSXR 600 - Delta T Racing	6	13:31.639	59.838	0.696	79.01	2:12.314	2	18	0
19	751		14	Lucian Silviu SINCA	Kawasaki ZX6R B1H -	6	13:34.656	1:02.855	3.017	78.71	2:13.734	3	19	0
20	85		15	Andrew KITE	Ducati 749 - Red Rebel Racing	6	13:51.997	1:20.196	17.341	77.07	2:14.661	5	22	2
21	282		16	Mark RUSSELL	Yamaha R6 - P and O Scaffolding	6	14:02.153	1:30.352	10.156	76.14	2:17.959	2	26	5
22	35	TWINS	6	Stuart THURTLE	Aprilia RS660 - STRacing TeamTortoise / DWP	6	14:11.242	1:39.441	9.089	75.33	2:19.281	2	27	5
					NOT CLASSIFIED									
DNF	15			Kevin WHOLEY	Honda CBR600RR - Twistgrip Motorcycles	4	8:19.917	2 Laps	2 Laps	85.51	2:02.923	4	3	

FASTEST LAP

5	Logan STONE	Yamaha R6 -	3 2:02.394 87.32 mph 140.53 kph
66 TWINS	Mitch DUCRAN	Yamaha R7 - JP Haulage / Black Widow Exhausts	2 2:03.437 86.58 mph 139.34 kph

#530 - 10 Second time penalty applied - Contravening track limits, causing another rider to leave the circuit.

Class TWINS - 92.5% of Race Speed = 78.89 mph
Class - 92.5% of Race Speed = 78.88 mph

Weather / Track : Cloudy / Dry
These results are provisional until the conclusion of any judicial and technical matters.

Date: 06/09/2026 Start: 17:03 Finish: 17:16
Snetterton 300: 2.9689 miles

Clerk Of Course: Den Grant / Caroline Patterson	Timekeeper: Richard Evans	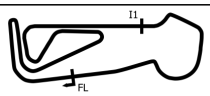

Results can be found at www.tsl-timing.com

Printed - 17:45 Sunday, 06 September 2026

BRITISH MOTOR CYCLE RACING CLUB
TSL SPORTS TIMING TIMING SOLUTIONS LTD
MOTORCYCLE RACING ORGANISATION MRO

BMCRC - MRO Championships - Rnd 8 @ Snetterton

Thunderbike Sport & Supertwins

RACE 18 - LAP CHART

LAP 1 @ 17:06:03.694

NO	BEHIND	LAP TIME
15		2:08.834
530	0.130	2:08.964
176	1.408	2:10.242
54	1.559	2:10.393
5	1.645	2:10.479
102	2.113	2:10.947
21	2.314	2:11.148
66	3.827	2:12.661
4	4.316	2:13.150
153	4.992	2:13.826
69	5.251	2:14.085
402	6.202	2:15.036
73	7.015	2:15.849
38	9.151	2:17.985
10	10.170	2:19.004
557	11.508	2:20.342
333	11.567	2:20.401
58	12.357	2:21.191
679	12.960	2:21.794
751	14.932	2:23.766
282	15.909	2:24.743
35	17.740	2:26.574
85	18.026	2:26.860

LAP 2 @ 17:08:08.047

NO	BEHIND	LAP TIME
15		2:04.353
530	0.283	2:04.506
5	1.492	2:04.200
176	1.900	2:04.845
102	2.135	2:04.375
21	2.370	2:04.409
54	2.497	2:05.291
66	2.911	2:03.437
4	4.087	2:04.124
69	7.406	2:06.508
153	8.023	2:07.384
402	8.979	2:07.130
73	10.431	2:07.769
38	15.946	2:11.148
10	15.952	2:10.135
557	20.111	2:12.956
333	20.134	2:12.920
679	20.921	2:12.314
58	22.020	2:14.016
751	25.453	2:14.874
282	29.515	2:17.959
85	30.731	2:17.058
35	32.668	2:19.281

LAP 3 @ 17:10:11.528

NO	BEHIND	LAP TIME
530		2:03.198
15	0.326	2:03.807
5	0.405	2:02.394
102	2.642	2:03.988
176	2.941	2:04.522
21	3.240	2:04.351
54	3.384	2:04.368
66	3.715	2:04.285
4	4.740	2:04.134
69	10.264	2:06.339
153	11.343	2:06.801
402	12.284	2:06.786
73	15.643	2:08.693
10	23.759	2:11.288
38	24.814	2:12.349
333	28.530	2:11.877
557	31.185	2:14.555
679	31.708	2:14.268
58	32.247	2:13.708
751	35.706	2:13.734
282	45.644	2:19.610
85	45.675	2:18.425
35	50.623	2:21.436

LAP 4 @ 17:12:14.704

NO	BEHIND	LAP TIME
5		2:02.771
15	0.073	2:02.923
530	0.226	2:03.402
102	3.739	2:04.273
176	3.972	2:04.207
21	4.238	2:04.174
54	4.415	2:04.207
66	4.533	2:03.994
4	5.501	2:03.937
69	14.427	2:07.339
153	14.930	2:06.763
402	16.684	2:07.576
73	21.578	2:09.111
38	33.275	2:11.637
10	33.695	2:13.112
333	37.196	2:11.842
557	40.644	2:12.635
679	42.174	2:13.642
58	43.183	2:14.112
751	46.647	2:14.117
85	1:00.873	2:18.374
282	1:01.952	2:19.484
35	1:08.891	2:21.444

LAP 5 @ 17:14:17.264

NO	BEHIND	LAP TIME
5		2:02.560
530	0.794	2:03.128
102	5.062	2:03.883
176	5.350	2:03.938
21	5.688	2:04.010
66	5.918	2:03.945
54	6.523	2:04.668
4	6.880	2:03.939
69	19.412	2:07.545
153	19.689	2:07.319
402	20.249	2:06.125
73	27.764	2:08.746
38	42.280	2:11.565
10	42.332	2:11.197
333	46.772	2:12.136
557	50.765	2:12.681
679	54.958	2:15.344
58	55.002	2:14.379
751	58.259	2:14.172
85	1:12.974	2:14.661
282	1:19.512	2:20.120
35	1:28.481	2:22.150

LAP 6 @ 17:16:25.996

NO	BEHIND	LAP TIME
530		2:07.938
176	0.665	2:04.047
102	0.758	2:04.428
54	1.923	2:04.132
21	2.162	2:05.206
66	2.289	2:05.103
4	2.712	2:04.564
5	6.343	2:15.075
69	17.771	2:07.091
153	17.794	2:06.837
402	18.049	2:06.532
73	27.832	2:08.800
10	45.126	2:11.526
38	45.265	2:11.717
333	50.519	2:12.479
557	54.186	2:12.153
58	59.807	2:13.537
679	1:00.503	2:14.277
751	1:03.520	2:13.993
85	1:20.861	2:16.619
282	1:31.017	2:20.237
35	1:40.106	2:20.357

Weather / Track : Cloudy / Dry

Snetterton 300: 2.9689 miles
Date: 06/09/2026 Start: 17:03 Finish: 17:16

Results can be found at www.tsl-timing.com

Printed - 17:46 Sunday, 06 September 2026

BMCRC - MRO Championships - Rnd 8 @ Snetterton

Thunderbike Sport & Supertwins

RACE 18 - POSITION CHART

No	Name	Lap Pos	1	2	3	4	5	6
5	STONE	1	15	15	530	5	5	530
530	CREASEY	2	530	530	15	15	530	176
15	WHOLEY	3	176	5	5	530	102	102
66	DUCRAN	4	54	176	102	102	176	54
102	FEARN	5	5	102	176	176	21	21
176	WILKINSON	6	102	21	21	21	66	66
54	JAMISON	7	21	54	54	54	54	4
21	FINNIS	8	66	66	66	66	4	5
4	KILLWORTH	9	4	4	4	4	69	69
69	SMITH	10	153	69	69	69	153	153
153	KILLWORTH	11	69	153	153	153	402	402
402	FARR	12	402	402	402	402	73	73
73	RANSOME	13	73	73	73	73	38	10
557	WILTON	14	38	38	10	38	10	38
10	BRUNSDON	15	10	10	38	10	333	333
38	LUFF	16	557	557	333	333	557	557
679	GOODRUM	17	333	333	557	557	679	58
751	SINCA	18	58	679	679	679	58	679
333	HOUGHTON	19	679	58	58	58	751	751
85	KITE	20	751	751	751	751	85	85
58	BUSHELL	21	282	282	282	85	282	282
282	RUSSELL	22	35	85	85	282	35	35
35	THURTLE	23	85	35	35	35		

Weather / Track : Cloudy / Dry

Snetterton 300: 2.9689 miles
Date: 06/09/2026 Start: 17:03 Finish: 17:16

Results can be found at www.tsl-timing.com

Printed - 17:46 Sunday, 06 September 2026

BMCRC - MRO Championships - Rnd 8 @ Snetterton

Thunderbike Sport & Supertwins

RACE 18 - SECTOR ANALYSIS

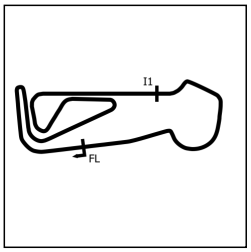

SECTOR 1 = FL to I1, SECTOR 2 = I1 to FL, DIFF = Difference To Personal Best Lap, P = Crossed Finish Line in Pit Lane, D = Time Disallowed

P1 176 TWINS Luca WILKINSON

Aprilia RS660 - Speedy Freight - NW Racing

IDEAL LAP TIME : 2:03.675 BEST LAP TIME : 2:03.938 DIFFERENCE : 0.263

LAP	SECTOR 1	SECTOR 2	LAP TIME	MPH	DIFF	TIME OF DAY
1 -		42.459	2:10.242	82.06	6.304	17:06:05.102
2 -	1:23.480	41.365	2:04.845	85.61	0.907	17:08:09.947
3 -	1:23.276	41.246	2:04.522	85.83	0.584	17:10:14.469
4 -	1:22.893	41.314	2:04.207 (3)	86.05	0.269	17:12:18.676
5 -	1:22.954	***40.984***	***2:03.938 (1)***	***86.23***		***17:14:22.614***
6 -	***1:22.691***	41.356	2:04.047 (2)	86.16	0.109	17:16:26.661

P2 102 James FEARN

Yamaha R6 - Team catching killworths

IDEAL LAP TIME : 2:03.826 BEST LAP TIME : 2:03.883 DIFFERENCE : 0.057

LAP	SECTOR 1	SECTOR 2	LAP TIME	MPH	DIFF	TIME OF DAY
1 -		42.453	2:10.947	81.62	7.064	17:06:05.807
2 -	1:22.891	41.484	2:04.375	85.93	0.492	17:08:10.182
3 -	1:22.856	41.132	2:03.988 (2)	86.20	0.105	17:10:14.170
4 -	1:22.763	41.510	2:04.273 (3)	86.00	0.390	17:12:18.443
5 -	1:22.789	***41.094***	***2:03.883 (1)***	***86.27***		***17:14:22.326***
6 -	***1:22.732***	41.696	2:04.428	85.89	0.545	17:16:26.754

P3 54 Adam JAMISON

Yamaha R6 - Hazel Tree Estates LTD

IDEAL LAP TIME : 2:03.434 BEST LAP TIME : 2:04.132 DIFFERENCE : 0.698

LAP	SECTOR 1	SECTOR 2	LAP TIME	MPH	DIFF	TIME OF DAY
1 -		41.793	2:10.393	81.96	6.261	17:06:05.253
2 -	1:23.549	41.742	2:05.291	85.30	1.159	17:08:10.544
3 -	1:22.896	41.472	2:04.368 (3)	85.93	0.236	17:10:14.912
4 -	1:22.703	41.504	2:04.207 (2)	86.05	0.075	17:12:19.119
5 -	1:23.341	***41.327***	2:04.668	85.73	0.536	17:14:23.787
6 -	***1:22.107***	42.025	***2:04.132 (1)***	***86.10***		***17:16:27.919***

P4 21 TWINS Toby FINNIS

Triumph DAYTONA 660 - JPG Racing

IDEAL LAP TIME : 2:03.677 BEST LAP TIME : 2:04.010 DIFFERENCE : 0.333

LAP	SECTOR 1	SECTOR 2	LAP TIME	MPH	DIFF	TIME OF DAY
1 -		41.604	2:11.148	81.49	7.138	17:06:06.008
2 -	1:23.018	41.391	2:04.409	85.91	0.399	17:08:10.417
3 -	1:22.833	41.518	2:04.351 (3)	85.95	0.341	17:10:14.768
4 -	1:22.666	41.508	2:04.174 (2)	86.07	0.164	17:12:18.942
5 -	1:22.707	***41.303***	***2:04.010 (1)***	***86.18***		***17:14:22.952***
6 -	***1:22.374***	42.832	2:05.206	85.36	1.196	17:16:28.158

P5 66 TWINS Mitch DUCRAN

Yamaha R7 - JP Haulage / Black Widow Exhausts

IDEAL LAP TIME : 2:02.808 BEST LAP TIME : 2:03.437 DIFFERENCE : 0.629

LAP	SECTOR 1	SECTOR 2	LAP TIME	MPH	DIFF	TIME OF DAY
1 -		41.350	2:12.661	80.56	9.224	17:06:07.521
2 -	***1:21.908***	41.529	***2:03.437 (1)***	***86.58***		***17:08:10.958***
3 -	1:23.095	41.190	2:04.285	85.99	0.848	17:10:15.243
4 -	1:22.790	41.204	2:03.994 (3)	86.19	0.557	17:12:19.237
5 -	1:23.045	***40.900***	2:03.945 (2)	86.23	0.508	17:14:23.182
6 -	1:22.531	42.572	2:05.103	85.43	1.666	17:16:28.285

P6 4 Hayden KILLWORTH

Suzuki GSXR - GreenPlantUK, Helmet City, M.S Racing, Nan, F

IDEAL LAP TIME : 2:03.493 BEST LAP TIME : 2:03.937 DIFFERENCE : 0.444

LAP	SECTOR 1	SECTOR 2	LAP TIME	MPH	DIFF	TIME OF DAY
1 -		41.511	2:13.150	80.27	9.213	17:06:08.010
2 -	1:23.065	41.059	2:04.124 (3)	86.10	0.187	17:08:12.134
3 -	1:23.161	***40.973***	2:04.134	86.10	0.197	17:10:16.268
4 -	1:22.878	41.059	***2:03.937 (1)***	***86.23***		***17:12:20.205***
5 -	1:22.865	41.074	2:03.939 (2)	86.23	0.002	17:14:24.144
6 -	***1:22.520***	42.044	2:04.564	85.80	0.627	17:16:28.708

Weather / Track : Cloudy / Dry

Snetterton 300: 2.9689 miles
Date: 06/09/2026 Start: 17:03 Finish: 17:16

BMCRC - MRO Championships - Rnd 8 @ Snetterton

Thunderbike Sport & Supertwins

RACE 18 - SECTOR ANALYSIS

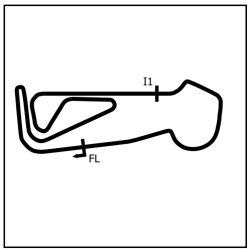

SECTOR 1 = FL to I1, SECTOR 2 = I1 to FL, DIFF = Difference To Personal Best Lap, P = Crossed Finish Line in Pit Lane, D = Time Disallowed

P7 5 Logan STONE — Yamaha R6 -

IDEAL LAP TIME : 2:02.272 BEST LAP TIME : 2:02.394 DIFFERENCE : 0.122

LAP	SECTOR 1	SECTOR 2	LAP TIME		MPH	DIFF	TIME OF DAY
1 -		42.546	2:10.479		81.91	8.085	17:06:05.339
2 -	1:22.971	41.229	2:04.200		86.05	1.806	17:08:09.539
3 -	1:22.061	***40.333***	***2:02.394***	**(1)**	***87.32***		***17:10:11.933***
4 -	***1:21.939***	40.832	2:02.771	**(3)**	87.05	0.377	17:12:14.704
5 -	1:21.968	40.592	2:02.560	**(2)**	87.20	0.166	17:14:17.264
6 -	1:22.020	53.055	2:15.075		79.12	12.681	17:16:32.339

P8 530 Morgan CREASEY — Suzuki GSXR 600 - Green plant

IDEAL LAP TIME : 2:01.623 BEST LAP TIME : 2:03.128 DIFFERENCE : 1.505

LAP	SECTOR 1	SECTOR 2	LAP TIME		MPH	DIFF	TIME OF DAY
1 -		41.228	2:08.964		82.87	5.836	17:06:03.824
2 -	1:23.038	41.468	2:04.506		85.84	1.378	17:08:08.330
3 -	1:22.358	40.840	2:03.198	**(2)**	86.75	0.070	17:10:11.528
4 -	1:22.382	41.020	2:03.402	**(3)**	86.61	0.274	17:12:14.930
5 -	1:22.867	***40.261***	***2:03.128***	**(1)**	***86.80***		***17:14:18.058***
6 -	***1:21.362***	46.576	2:07.938		83.54	4.810	17:16:25.996

P9 69 Terry SMITH — Yamaha R6 - Staxson racing

IDEAL LAP TIME : 2:06.175 BEST LAP TIME : 2:06.339 DIFFERENCE : 0.164

LAP	SECTOR 1	SECTOR 2	LAP TIME		MPH	DIFF	TIME OF DAY
1 -		***42.014***	2:14.085		79.71	7.746	17:06:08.945
2 -	1:24.354	42.154	2:06.508	**(2)**	84.48	0.169	17:08:15.453
3 -	***1:24.161***	42.178	***2:06.339***	**(1)**	***84.59***		***17:10:21.792***
4 -	1:24.734	42.605	2:07.339		83.93	1.000	17:12:29.131
5 -	1:25.021	42.524	2:07.545		83.79	1.206	17:14:36.676
6 -	1:24.319	42.772	2:07.091	**(3)**	84.09	0.752	17:16:43.767

P10 153 Jordan KILLWORTH — Suzuki GSX-R600 - Greenplant/Pass Bike/M.S Racing

IDEAL LAP TIME : 2:06.436 BEST LAP TIME : 2:06.763 DIFFERENCE : 0.327

LAP	SECTOR 1	SECTOR 2	LAP TIME		MPH	DIFF	TIME OF DAY
1 -		42.363	2:13.826		79.86	7.063	17:06:08.686
2 -	1:24.720	42.664	2:07.384		83.90	0.621	17:08:16.070
3 -	1:24.912	***41.889***	2:06.801	**(2)**	84.29	0.038	17:10:22.871
4 -	1:24.657	42.106	***2:06.763***	**(1)**	***84.31***		***17:12:29.634***
5 -	1:24.781	42.538	2:07.319		83.94	0.556	17:14:36.953
6 -	***1:24.547***	42.290	2:06.837	**(3)**	84.26	0.074	17:16:43.790

P11 402 Kaine FARR — Suzuki GSXR - The Elms B&B Snetterton

IDEAL LAP TIME : 2:06.082 BEST LAP TIME : 2:06.125 DIFFERENCE : 0.043

LAP	SECTOR 1	SECTOR 2	LAP TIME		MPH	DIFF	TIME OF DAY
1 -		42.618	2:15.036		79.14	8.911	17:06:09.896
2 -	1:24.359	42.771	2:07.130		84.07	1.005	17:08:17.026
3 -	1:24.310	42.476	2:06.786	**(3)**	84.30	0.661	17:10:23.812
4 -	1:23.723	43.853	2:07.576		83.77	1.451	17:12:31.388
5 -	1:23.726	***42.399***	***2:06.125***	**(1)**	***84.74***		***17:14:37.513***
6 -	***1:23.683***	42.849	2:06.532	**(2)**	84.46	0.407	17:16:44.045

P12 73 TWINS David RANSOME — Suzuki GSX8S - Hunts Motorcycles

IDEAL LAP TIME : 2:07.769 BEST LAP TIME : 2:07.769 DIFFERENCE : 0.000

LAP	SECTOR 1	SECTOR 2	LAP TIME		MPH	DIFF	TIME OF DAY
1 -		42.823	2:15.849		78.67	8.080	17:06:10.709
2 -	***1:24.972***	***42.797***	***2:07.769***	**(1)**	***83.65***		***17:08:18.478***
3 -	1:25.708	42.985	2:08.693	**(2)**	83.05	0.924	17:10:27.171
4 -	1:25.588	43.523	2:09.111		82.78	1.342	17:12:36.282
5 -	1:25.782	42.964	2:08.746	**(3)**	83.01	0.977	17:14:45.028
6 -	1:25.546	43.254	2:08.800		82.98	1.031	17:16:53.828

Weather / Track : Cloudy / Dry

Snetterton 300: 2.9689 miles
Date: 06/09/2026 Start: 17:03 Finish: 17:16

BMCRC - MRO Championships - Rnd 8 @ Snetterton

Thunderbike Sport & Supertwins

RACE 18 - SECTOR ANALYSIS

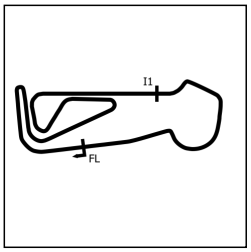

SECTOR 1 = FL to I1, SECTOR 2 = I1 to FL, DIFF = Difference To Personal Best Lap, P = Crossed Finish Line in Pit Lane, D = Time Disallowed

P13 10 Mike BRUNSDON — Suzuki GSXR 600 - TOK-Ticked Holidays

IDEAL LAP TIME : 2:08.968 BEST LAP TIME : 2:10.135 DIFFERENCE : 1.167

LAP	SECTOR 1	SECTOR 2	LAP TIME		MPH	DIFF	TIME OF DAY
1 -		***43.514***	2:19.004		76.89	8.869	17:06:13.864
2 -	***1:25.454***	44.681	***2:10.135***	***(1)***	***82.13***		***17:08:23.999***
3 -	1:27.174	44.114	2:11.288	**(3)**	81.40	1.153	17:10:35.287
4 -	1:29.050	44.062	2:13.112		80.29	2.977	17:12:48.399
5 -	1:27.585	43.612	2:11.197	**(2)**	81.46	1.062	17:14:59.596
6 -	1:27.058	44.468	2:11.526		81.26	1.391	17:17:11.122

P14 38 TWINS David LUFF — BMW F900 - Sarah O'Neill

IDEAL LAP TIME : 2:10.197 BEST LAP TIME : 2:11.148 DIFFERENCE : 0.951

LAP	SECTOR 1	SECTOR 2	LAP TIME		MPH	DIFF	TIME OF DAY
1 -		43.742	2:17.985		77.45	6.837	17:06:12.845
2 -	***1:26.659***	44.489	***2:11.148***	***(1)***	***81.49***		***17:08:23.993***
3 -	1:28.390	43.959	2:12.349		80.75	1.201	17:10:36.342
4 -	1:27.660	43.977	2:11.637	**(3)**	81.19	0.489	17:12:47.979
5 -	1:27.379	44.186	2:11.565	**(2)**	81.23	0.417	17:14:59.544
6 -	1:28.179	***43.538***	2:11.717		81.14	0.569	17:17:11.261

P15 333 Andrew HOUGHTON — Suzuki TL1000S - Techoir & The Bike Experience

IDEAL LAP TIME : 2:11.781 BEST LAP TIME : 2:11.842 DIFFERENCE : 0.061

LAP	SECTOR 1	SECTOR 2	LAP TIME		MPH	DIFF	TIME OF DAY
1 -		44.280	2:20.401		76.12	8.559	17:06:15.261
2 -	1:28.773	44.147	2:12.920		80.40	1.078	17:08:28.181
3 -	1:28.079	***43.798***	2:11.877	**(2)**	81.04	0.035	17:10:40.058
4 -	***1:27.983***	43.859	***2:11.842***	***(1)***	***81.06***		***17:12:51.900***
5 -	1:28.201	43.935	2:12.136	**(3)**	80.88	0.294	17:15:04.036
6 -	1:28.259	44.220	2:12.479		80.67	0.637	17:17:16.515

P16 557 John WILTON — Yamaha R6 - Repetition Roasters

IDEAL LAP TIME : 2:11.800 BEST LAP TIME : 2:12.153 DIFFERENCE : 0.353

LAP	SECTOR 1	SECTOR 2	LAP TIME		MPH	DIFF	TIME OF DAY
1 -		44.771	2:20.342		76.15	8.189	17:06:15.202
2 -	1:27.838	45.118	2:12.956		80.38	0.803	17:08:28.158
3 -	1:29.154	45.401	2:14.555		79.43	2.402	17:10:42.713
4 -	1:28.371	***44.264***	2:12.635	**(2)**	80.58	0.482	17:12:55.348
5 -	1:28.215	44.466	2:12.681	**(3)**	80.55	0.528	17:15:08.029
6 -	***1:27.536***	44.617	***2:12.153***	***(1)***	***80.87***		***17:17:20.182***

P17 58 Billy BUSHELL -

IDEAL LAP TIME : 2:13.202 BEST LAP TIME : 2:13.537 DIFFERENCE : 0.335

LAP	SECTOR 1	SECTOR 2	LAP TIME		MPH	DIFF	TIME OF DAY
1 -		***44.155***	2:21.191		75.69	7.654	17:06:16.051
2 -	1:29.423	44.593	2:14.016	**(3)**	79.75	0.479	17:08:30.067
3 -	1:29.330	44.378	2:13.708	**(2)**	79.93	0.171	17:10:43.775
4 -	1:29.650	44.462	2:14.112		79.69	0.575	17:12:57.887
5 -	1:29.976	44.403	2:14.379		79.53	0.842	17:15:12.266
6 -	***1:29.047***	44.490	***2:13.537***	***(1)***	***80.03***		***17:17:25.803***

P18 679 Gene GOODRUM — Suzuki GSXR 600 - Delta T Racing

IDEAL LAP TIME : 2:12.314 BEST LAP TIME : 2:12.314 DIFFERENCE : 0.000

LAP	SECTOR 1	SECTOR 2	LAP TIME		MPH	DIFF	TIME OF DAY
1 -		44.520	2:21.794		75.37	9.480	17:06:16.654
2 -	***1:28.027***	***44.287***	***2:12.314***	***(1)***	***80.77***		***17:08:28.968***
3 -	1:28.516	45.752	2:14.268	**(3)**	79.60	1.954	17:10:43.236
4 -	1:28.610	45.032	2:13.642	**(2)**	79.97	1.328	17:12:56.878
5 -	1:30.594	44.750	2:15.344		78.96	3.030	17:15:12.222
6 -	1:29.298	44.979	2:14.277		79.59	1.963	17:17:26.499

Weather / Track : Cloudy / Dry

Snetterton 300: 2.9689 miles
Date: 06/09/2026 Start: 17:03 Finish: 17:16

BMCRC - MRO Championships - Rnd 8 @ Snetterton

Thunderbike Sport & Supertwins

RACE 18 - SECTOR ANALYSIS

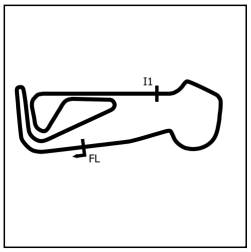

SECTOR 1 = FL to I1, SECTOR 2 = I1 to FL, DIFF = Difference To Personal Best Lap, P = Crossed Finish Line in Pit Lane, D = Time Disallowed

P19 751 Lucian Silviu SINCA — Kawasaki ZX6R B1H -

IDEAL LAP TIME : 2:13.602 BEST LAP TIME : 2:13.734 DIFFERENCE : 0.132

LAP	SECTOR 1	SECTOR 2	LAP TIME		MPH	DIFF	TIME OF DAY
1 -		45.434	2:23.766		74.34	10.032	17:06:18.626
2 -	1:29.475	45.399	2:14.874		79.24	1.140	17:08:33.500
3 -	1:28.768	44.966	***2:13.734***	***(1)***	***79.92***		***17:10:47.234***
4 -	1:29.279	***44.838***	2:14.117	**(3)**	79.69	0.383	17:13:01.351
5 -	1:29.031	45.141	2:14.172		79.65	0.438	17:15:15.523
6 -	***1:28.764***	45.229	2:13.993	**(2)**	79.76	0.259	17:17:29.516

P20 85 Andrew KITE — Ducati 749 - Red Rebel Racing

IDEAL LAP TIME : 2:14.661 BEST LAP TIME : 2:14.661 DIFFERENCE : 0.000

LAP	SECTOR 1	SECTOR 2	LAP TIME		MPH	DIFF	TIME OF DAY
1 -		46.443	2:26.860		72.77	12.199	17:06:21.720
2 -	1:30.910	46.148	2:17.058	**(3)**	77.98	2.397	17:08:38.778
3 -	1:31.493	46.932	2:18.425		77.21	3.764	17:10:57.203
4 -	1:31.953	46.421	2:18.374		77.24	3.713	17:13:15.577
5 -	***1:29.217***	***45.444***	***2:14.661***	***(1)***	***79.37***		***17:15:30.238***
6 -	1:31.025	45.594	2:16.619	**(2)**	78.23	1.958	17:17:46.857

P21 282 Mark RUSSELL — Yamaha R6 - P and O Scaffolding

IDEAL LAP TIME : 2:15.963 BEST LAP TIME : 2:17.959 DIFFERENCE : 1.996

LAP	SECTOR 1	SECTOR 2	LAP TIME		MPH	DIFF	TIME OF DAY
1 -		***45.843***	2:24.743		73.84	6.784	17:06:19.603
2 -	***1:30.120***	47.839	***2:17.959***	***(1)***	***77.47***		***17:08:37.562***
3 -	1:32.590	47.020	2:19.610	**(3)**	76.55	1.651	17:10:57.172
4 -	1:31.835	47.649	2:19.484	**(2)**	76.62	1.525	17:13:16.656
5 -	1:33.202	46.918	2:20.120		76.27	2.161	17:15:36.776
6 -	1:32.988	47.249	2:20.237		76.21	2.278	17:17:57.013

P22 35 TWINS Stuart THURTLE — Aprilia RS660 - STRacing TeamTortoise / DWP

IDEAL LAP TIME : 2:18.557 BEST LAP TIME : 2:19.281 DIFFERENCE : 0.724

LAP	SECTOR 1	SECTOR 2	LAP TIME		MPH	DIFF	TIME OF DAY
1 -		***46.266***	2:26.574		72.91	7.293	17:06:21.434
2 -	***1:32.291***	46.990	***2:19.281***	***(1)***	***76.73***		***17:08:40.715***
3 -	1:34.004	47.432	2:21.436	**(3)**	75.56	2.155	17:11:02.151
4 -	1:33.971	47.473	2:21.444		75.56	2.163	17:13:23.595
5 -	1:34.347	47.803	2:22.150		75.18	2.869	17:15:45.745
6 -	1:33.470	46.887	2:20.357	**(2)**	76.14	1.076	17:18:06.102

P23 15 Kevin WHOLEY — Honda CBR600RR - Twistgrip Motorcycles

IDEAL LAP TIME : 2:02.923 BEST LAP TIME : 2:02.923 DIFFERENCE : 0.000

LAP	SECTOR 1	SECTOR 2	LAP TIME		MPH	DIFF	TIME OF DAY
1 -		41.329	2:08.834		82.95	5.911	17:06:03.694
2 -	1:23.189	41.164	2:04.353	**(3)**	85.94	1.430	17:08:08.047
3 -	1:22.773	41.034	2:03.807	**(2)**	86.32	0.884	17:10:11.854
4 -	***1:21.965***	***40.958***	***2:02.923***	***(1)***	***86.94***		***17:12:14.777***

BMCRC - MRO Championships - Rnd 8 @ Snetterton

Thunderbike Sport & Supertwins

RACE 18 - BEST SECTORS

	SECTOR 1		SECTOR 2	
POS	NO	TIME	NO	TIME
1	**530**	**1:21.362**	**530**	**40.261**
2	**66**	**1:21.908**	**5**	**40.333**
3	**5**	**1:21.939**	**66**	**40.900**
4	**15**	**1:21.965**	**15**	**40.958**
5	**54**	**1:22.107**	**4**	**40.973**
6	**21**	**1:22.374**	**176**	**40.984**
7	**4**	**1:22.520**	**102**	**41.094**
8	**176**	**1:22.691**	**21**	**41.303**
9	**102**	**1:22.732**	**54**	**41.327**
10	**402**	**1:23.683**	**153**	**41.889**
11	**69**	**1:24.161**	**69**	**42.014**
12	**153**	**1:24.547**	**402**	**42.399**
13	**73**	**1:24.972**	**73**	**42.797**
14	**10**	**1:25.454**	**10**	**43.514**
15	**38**	**1:26.659**	**38**	**43.538**
16	**557**	**1:27.536**	**333**	**43.798**
17	**333**	**1:27.983**	**58**	**44.155**
18	**679**	**1:28.027**	**557**	**44.264**
19	**751**	**1:28.764**	**679**	**44.287**
20	**58**	**1:29.047**	**751**	**44.838**
21	**85**	**1:29.217**	**85**	**45.444**
22	**282**	**1:30.120**	**282**	**45.843**
23	**35**	**1:32.291**	**35**	**46.266**

IDEAL / BEST COMPARISON

POS	NO	NAME	IDEAL	BEST	DIFF
		PERFECT LAP	**2:01.623**		
1	**530**	CREASEY	2:01.623	2:03.128	**1.505**
2	**5**	STONE	2:02.272	2:02.394	**0.122**
3	**66**	DUCRAN	2:02.808	2:03.437	**0.629**
4	**15**	WHOLEY	2:02.923	2:02.923	**0.000**
5	**54**	JAMISON	2:03.434	2:04.132	**0.698**
6	**4**	KILLWORTH	2:03.493	2:03.937	**0.444**
7	**176**	WILKINSON	2:03.675	2:03.938	**0.263**
8	**21**	FINNIS	2:03.677	2:04.010	**0.333**
9	**102**	FEARN	2:03.826	2:03.883	**0.057**
10	**402**	FARR	2:06.082	2:06.125	**0.043**
11	**69**	SMITH	2:06.175	2:06.339	**0.164**
12	**153**	KILLWORTH	2:06.436	2:06.763	**0.327**
13	**73**	RANSOME	2:07.769	2:07.769	**0.000**
14	**10**	BRUNSDON	2:08.968	2:10.135	**1.167**
15	**38**	LUFF	2:10.197	2:11.148	**0.951**
16	**333**	HOUGHTON	2:11.781	2:11.842	**0.061**
17	**557**	WILTON	2:11.800	2:12.153	**0.353**
18	**679**	GOODRUM	2:12.314	2:12.314	**0.000**
19	**58**	BUSHELL	2:13.202	2:13.537	**0.335**
20	**751**	SINCA	2:13.602	2:13.734	**0.132**
21	**85**	KITE	2:14.661	2:14.661	**0.000**
22	**282**	RUSSELL	2:15.963	2:17.959	**1.996**
23	**35**	THURTLE	2:18.557	2:19.281	**0.724**

Weather / Track : Cloudy / Dry

Snetterton 300: 2.9689 miles
Date: 06/09/2026 Start: 17:03 Finish: 17:16

Results can be found at www.tsl-timing.com

Printed - 17:46 Sunday, 06 September 2026

BMCRC - MRO Championships - Rnd 8 @ Snetterton

Thunderbike Sport & Supertwins

RACE 18 - STATISTICS

Competitors Started	23
Planned Start	2026-09-06 @ 16:25:00.000
Actual Start	2026-09-06 @ 17:03:54.859
Finish Time	2026-09-06 @ 17:16:25.995
Track Length	2.9689mi.
Total Laps	136
Total Distance Covered	403.7719mi.

Session Fastest Lap History

NO	CL	NAME	LAP TIME	TIME OF DAY	LAP	VEHICLE
15		**Kevin WHOLEY**	**2:04.353**	17:08:08.047	2	Honda CBR600RR
5		**Logan STONE**	**2:04.200**	17:08:09.539	2	Yamaha R6
66	TWINS	**Mitch DUCRAN**	**2:03.437**	17:08:10.958	2	Yamaha R7
530		**Morgan CREASEY**	**2:03.198**	17:10:11.528	3	Suzuki GSXR 600
5		**Logan STONE**	**2:02.394**	17:10:11.933	3	Yamaha R6

Session Leader History

NO	CL	NAME	FROM LAP	LAPS LED	DISTANCE	VEHICLE
15		**Kevin WHOLEY**	1	2	5.93 miles	Honda CBR600RR
530		**Morgan CREASEY**	3	1	2.96 miles	Suzuki GSXR 600
5		**Logan STONE**	4	2	5.93 miles	Yamaha R6
530		**Morgan CREASEY**	6	1	2.96 miles	Suzuki GSXR 600

Flag History

TYPE	TIME OF DAY
GREEN	17:03:54.859
FINISH	17:16:25.995

Flag Statistics

TYPE	COUNT	TOTAL LAPS	TOTAL TIME
Green	1	6	14:26.210
Red	0	0	0.000
Safety Car	0	0	0.000
FCY	0	0	0.000

BMCRC - MRO Championships - Rnd 8 @ Snetterton

Thunderbike Sport & Supertwins

RACE 18 - STATISTICS

CLASS : 17 Starters

Fastest Lap History

NO	NAME	LAP TIME	TIME OF DAY	LAP	VEHICLE
15	**Kevin WHOLEY**	**2:04.353**	17:08:08.047	2	Honda CBR600RR
5	**Logan STONE**	**2:04.200**	17:08:09.539	2	Yamaha R6
4	**Hayden KILLWORTH**	**2:04.124**	17:08:12.134	2	Suzuki GSXR
530	**Morgan CREASEY**	**2:03.198**	17:10:11.528	3	Suzuki GSXR 600
5	**Logan STONE**	**2:02.394**	17:10:11.933	3	Yamaha R6

Leader History

NO	NAME	FROM LAP	LAPS LED	DISTANCE	VEHICLE
15	**Kevin WHOLEY**	1	2	5.93 miles	Honda CBR600RR
530	**Morgan CREASEY**	3	1	2.96 miles	Suzuki GSXR 600
5	**Logan STONE**	4	2	5.93 miles	Yamaha R6
530	**Morgan CREASEY**	6	1	2.96 miles	Suzuki GSXR 600

BMCRC - MRO Championships - Rnd 8 @ Snetterton

Thunderbike Sport & Supertwins

RACE 18 - STATISTICS

CLASS : TWINS

6 Starters

Fastest Lap History

NO	NAME	LAP TIME	TIME OF DAY	LAP	VEHICLE
176	**Luca WILKINSON**	**2:04.845**	17:08:09.947	2	Aprilia RS660
21	**Toby FINNIS**	**2:04.409**	17:08:10.417	2	Triumph DAYTONA 660
66	**Mitch DUCRAN**	**2:03.437**	17:08:10.958	2	Yamaha R7

Leader History

NO	NAME	FROM LAP	LAPS LED	DISTANCE	VEHICLE
176	**Luca WILKINSON**	1	6	17.81 miles	Aprilia RS660

Weather / Track : Cloudy / Dry

Snetterton 300: 2.9689 miles
Date: 06/09/2026 Start: 17:03 Finish: 17:16



TWISTGRIP MOTORCYCLES YAMAHA PAST MASTERS

BMCRC-MRO Championships – Round 8

Snetterton 300

5th / 6th September 2026

Timing & Results Provided by Timing Solutions Ltd

www.tsl-timing.com

Snetterton 300 Circuit

Norwich, Norfolk, UK

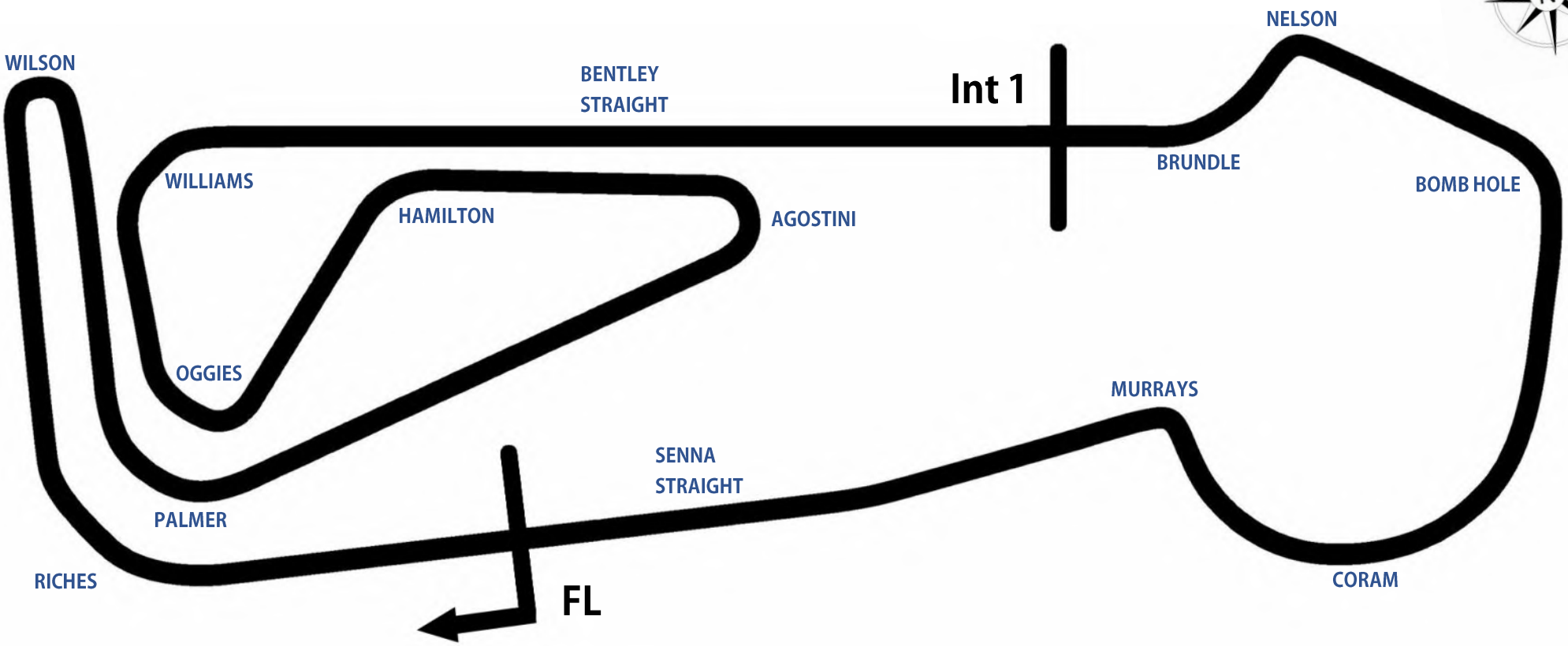

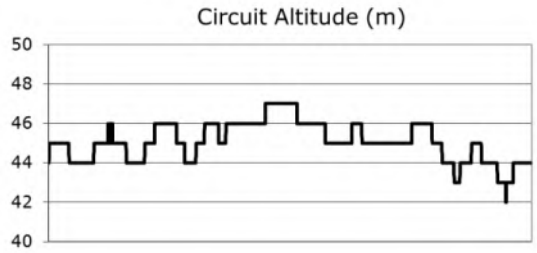

Length	2.9689 miles | 4.778 km | 4778.0 m		
FL		52.46340 N	0.94476 E
Int 1	3198m	52.46617 N	0.94964 E
Pit Entry	4572m	52.46364 N	0.94774 E
Pit Exit	40m after FL	52.46338 N	0.94420 E
Pit Entry - Pit Exit	246m, 17.7S @ 50kph, 14.7s @ 60kph		

Results & Live Timing available at – www.tsl-timing.com

Updated - 14/03/2024 14:52

BMCRC - MRO Championships - Rnd 8 @ Snetterton

Yamaha Past Masters

QUALIFYING - CLASSIFICATION

POS	NO	CL	PIC	NAME	ENTRY	TIME	ON	LAPS	GAP	DIFF	MPH
1	**51**		1	**Kevin WHOLEY**	Yamaha TZR 250 - Twistgrip Motorcycles	**2:10.965**	5	5			81.61
2	**52**		2	**Haydon SMITH**	Yamaha TZR 250 - HI-Precision Engineering Ltd	**2:12.657**	5	5	**1.692**	1.692	80.56
3	**166**		3	**Tom RIDLEY**	Yamaha TZR 250 - Chamery Hall Roundhouses	**2:13.117**	4	5	**2.152**	0.460	80.29
4	**15**		4	**Nick SMITH**	Yamaha TZR 250 - Hi-Precision Engineering Ltd	**2:14.181**	4	5	**3.216**	1.064	79.65
5	**27**		5	**Richard HAYWARD**	Yamaha TZR 250 - BC vehicle repairs/ Merlin Pipes	**2:14.814**	4	5	**3.849**	0.633	79.28
6	**61**		6	**Paul WELCH**	Yamaha TZR250 -	**2:15.475**	4	5	**4.510**	0.661	78.89
7	**34**	C	1	**Paul NIELD**	Yamaha TZR 250 - Ridesure	**2:15.840**	5	5	**4.875**	0.365	78.68
8	**5**		7	**Steve MOODY**	Yamaha TZR 250 -	**2:17.788**	4	5	**6.823**	1.948	77.56
9	**22**		8	**Rik BALLERINI**	Yamaha TZR 250 - SCLS LTD, CAMBRIDGE MC, GEC	**2:18.045**	5	5	**7.080**	0.257	77.42
10	**31**	C	2	**Abigail MARSHALL**	Yamaha TZR 250 - Len Whalin Racing and Macrae Ra	**2:20.885**	4	4	**9.920**	2.840	75.86
11	**626**	C	3	**Jamie HORNER**	Yamaha TZR 250 - TRENT TRACTORS AND MOWER	**2:22.408**	3	4	**11.443**	1.523	75.05
12	**73**	C	4	**Colvin TURNER**	Yamaha TZR 250 -	**2:22.661**	2	5	**11.696**	0.253	74.91
13	**70**		9	**Andrew BURSCOUGH**	Yamaha YPVS 350 - Mad biker designs/Martitanium	**2:22.850**	2	4	**11.885**	0.189	74.82
14	**2**		10	**Paul TOLAND**	Yamaha TZR 250 - Kippers keys	**2:23.940**	2	4	**12.975**	1.090	74.25
15	**50**	JC	1	**Chris WHITLOCK**	Yamaha TZR 250 - TVC technology solutions	**2:24.448**	4	4	**13.483**	0.508	73.99
16	**77**	JC	2	**Adam COLLINS**	Yamaha TZR 250 - 2 Cows Racing	**2:25.140**	3	4	**14.175**	0.692	73.63
17	**55**	C	5	**Nick SHORTER**	Yamaha TZR2501KT - Humanicks Consulting Ltd	**2:25.315**	4	4	**14.350**	0.175	73.55
18	**333**	C	6	**Mark STUBBERFIELD**	Yamaha TZR 250 - Polished concrete London	**2:25.437**	4	4	**14.472**	0.122	73.48
19	**18**		11	**Marc PRENTICE**	Yamaha TZR 250 - Hard graft ??	**2:25.973**	3	3	**15.008**	0.536	73.21
20	**69**	C	7	**Mark ELLERAY**	Yamaha TZR250 - Abbot Solutions Ltd	**2:26.374**	3	4	**15.409**	0.401	73.01
21	**67**	C	8	**Mark BAILEY**	Yamaha TZR250 - Elite AC Ltd. madbikerdesigns	**2:26.624**	4	4	**15.659**	0.250	72.89
22	**199**		12	**Michael FROST**	Yamaha TZR 250 -	**2:26.999**	4	4	**16.034**	0.375	72.70
23	**39**		13	**Daniel NORTH**	Yamaha TZR 250 - ROAM Cafe Bistro	**2:27.932**	4	4	**16.967**	0.933	72.24
24	**62**	JC	3	**David PATERSON**	Yamaha TZR250 - The love of a good woman	**2:30.807**	2	4	**19.842**	2.875	70.87
25	**10**	JC	4	**Hugh BRIGHTON**	Yamaha TZR 250 2MA -	**2:40.799**	4	4	**29.834**	9.992	66.46
26	**100**	JC	5	**Will DYER**	Yamaha TZR 250 - Mad Biker Designs	**2:45.752**	2	4	**34.787**	4.953	64.48

Weather / Track : Bright / Dry

These results are provisional until the conclusion of any judicial and technical matters.

Date: 05/09/2026 Start: 09:00 Finish: 09:10

Snetterton 300: 2.9689 miles

Clerk Of Course: Den Grant / Caroline Patterson	Timekeeper: Richard Evans	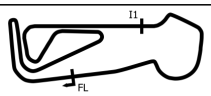

Results can be found at www.tsl-timing.com

Printed - 09:14 Saturday, 05 September 2026

BMCRC - MRO Championships - Rnd 8 @ Snetterton

Yamaha Past Masters

QUALIFYING - SECTOR ANALYSIS

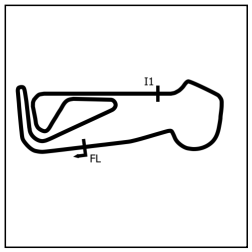

SECTOR 1 = FL to I1, SECTOR 2 = I1 to FL, DIFF = Difference To Personal Best Lap, P = Crossed Finish Line in Pit Lane, D = Time Disallowed

P1 51 Kevin WHOLEY — Yamaha TZR 250 - Twistgrip Motorcycles

IDEAL LAP TIME : 2:10.870 BEST LAP TIME : 2:10.965 DIFFERENCE : 0.095

LAP	SECTOR 1	SECTOR 2	LAP TIME		MPH	DIFF	TIME OF DAY
1 -	1:37.537	45.562	2:23.099		74.69	12.134	09:02:57.792
2 -	1:30.130	45.076	2:15.206		79.05	4.241	09:05:12.998
3 -	1:28.237	44.012	2:12.249	(3)	80.81	1.284	09:07:25.247
4 -	1:28.010	***43.576***	2:11.586	(2)	81.22	0.621	09:09:36.833
5 -	***1:27.294***	43.671	***2:10.965***	(1)	***81.61***		***09:11:47.798***

P2 52 Haydon SMITH — Yamaha TZR 250 - HI-Precision Engineering Ltd

IDEAL LAP TIME : 2:12.497 BEST LAP TIME : 2:12.657 DIFFERENCE : 0.160

LAP	SECTOR 1	SECTOR 2	LAP TIME		MPH	DIFF	TIME OF DAY
1 -	1:34.645	45.090	2:19.735		76.48	7.078	09:02:49.945
2 -	1:29.076	44.238	2:13.314	(3)	80.17	0.657	09:05:03.259
3 -	1:30.402	44.416	2:14.818		79.27	2.161	09:07:18.077
4 -	***1:28.354***	44.387	2:12.741	(2)	80.51	0.084	09:09:30.818
5 -	1:28.514	***44.143***	***2:12.657***	(1)	***80.56***		***09:11:43.475***

P3 166 Tom RIDLEY — Yamaha TZR 250 - Chamery Hall Roundhouses

IDEAL LAP TIME : 2:12.716 BEST LAP TIME : 2:13.117 DIFFERENCE : 0.401

LAP	SECTOR 1	SECTOR 2	LAP TIME		MPH	DIFF	TIME OF DAY
1 -	1:37.828	46.589	2:24.417		74.00	11.300	09:02:55.385
2 -	1:32.147	45.534	2:17.681		77.62	4.564	09:05:13.066
3 -	1:30.119	44.622	2:14.741	(3)	79.32	1.624	09:07:27.807
4 -	1:28.967	***44.150***	***2:13.117***	(1)	***80.29***		***09:09:40.924***
5 -	***1:28.566***	44.808	2:13.374	(2)	80.13	0.257	09:11:54.298

P4 15 Nick SMITH — Yamaha TZR 250 - Hi-Precision Engineering Ltd

IDEAL LAP TIME : 2:13.372 BEST LAP TIME : 2:14.181 DIFFERENCE : 0.809

LAP	SECTOR 1	SECTOR 2	LAP TIME		MPH	DIFF	TIME OF DAY
1 -	1:36.193	46.173	2:22.366		75.07	8.185	09:02:56.678
2 -	1:30.846	45.465	2:16.311		78.40	2.130	09:05:12.989
3 -	1:30.544	45.497	2:16.041	(3)	78.56	1.860	09:07:29.030
4 -	1:29.745	***44.436***	***2:14.181***	(1)	***79.65***		***09:09:43.211***
5 -	***1:28.936***	45.533	2:14.469	(2)	79.48	0.288	09:11:57.680

P5 27 Richard HAYWARD — Yamaha TZR 250 - BC vehicle repairs/ Merlin Pipes

IDEAL LAP TIME : 2:14.814 BEST LAP TIME : 2:14.814 DIFFERENCE : 0.000

LAP	SECTOR 1	SECTOR 2	LAP TIME		MPH	DIFF	TIME OF DAY
1 -	1:41.004	47.960	2:28.964		71.74	14.150	09:03:05.748
2 -	1:32.078	47.793	2:19.871		76.41	5.057	09:05:25.619
3 -	1:30.505	45.343	2:15.848	(2)	78.67	1.034	09:07:41.467
4 -	***1:30.159***	***44.655***	***2:14.814***	(1)	***79.28***		***09:09:56.281***
5 -	1:30.785	45.420	2:16.205	(3)	78.47	1.391	09:12:12.486

P6 61 Paul WELCH — Yamaha TZR250 -

IDEAL LAP TIME : 2:15.475 BEST LAP TIME : 2:15.475 DIFFERENCE : 0.000

LAP	SECTOR 1	SECTOR 2	LAP TIME		MPH	DIFF	TIME OF DAY
1 -	1:37.061	46.803	2:23.864		74.29	8.389	09:02:52.476
2 -	1:34.657	45.631	2:20.288		76.18	4.813	09:05:12.764
3 -	1:30.355	45.822	2:16.177	(2)	78.48	0.702	09:07:28.941
4 -	***1:30.284***	***45.191***	***2:15.475***	(1)	***78.89***		***09:09:44.416***
5 -	1:32.799	45.659	2:18.458	(3)	77.19	2.983	09:12:02.874

BMCRC - MRO Championships - Rnd 8 @ Snetterton

Yamaha Past Masters

QUALIFYING - SECTOR ANALYSIS

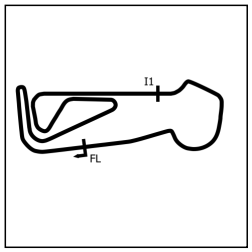

SECTOR 1 = FL to I1, SECTOR 2 = I1 to FL, DIFF = Difference To Personal Best Lap, P = Crossed Finish Line in Pit Lane, D = Time Disallowed

P7 34 C Paul NIELD — Yamaha TZR 250 - Ridesure

IDEAL LAP TIME : 2:14.814 BEST LAP TIME : 2:15.840 DIFFERENCE : 1.026

LAP	SECTOR 1	SECTOR 2	LAP TIME		MPH	DIFF	TIME OF DAY
1 -	1:45.424	48.767	2:34.191		69.31	18.351	09:03:07.687
2 -	1:30.888	46.099	2:16.987		78.02	1.147	09:05:24.674
3 -	1:30.970	45.406	2:16.376	(3)	78.37	0.536	09:07:41.050
4 -	1:31.453	***44.647***	2:16.100	(2)	78.53	0.260	09:09:57.150
5 -	***1:30.167***	45.673	***2:15.840***	(1)	***78.68***		***09:12:12.990***

P8 5 Steve MOODY — Yamaha TZR 250 -

IDEAL LAP TIME : 2:17.645 BEST LAP TIME : 2:17.788 DIFFERENCE : 0.143

LAP	SECTOR 1	SECTOR 2	LAP TIME		MPH	DIFF	TIME OF DAY
1 -	1:41.519	47.879	2:29.398		71.54	11.610	09:03:06.627
2 -	1:33.557	46.150	2:19.707		76.50	1.919	09:05:26.334
3 -	1:33.279	***45.751***	2:19.030	(3)	76.87	1.242	09:07:45.364
4 -	***1:31.894***	45.894	***2:17.788***	(1)	***77.56***		***09:10:03.152***
5 -	1:32.012	45.982	2:17.994	(2)	77.45	0.206	09:12:21.146

P9 22 Rik BALLERINI — Yamaha TZR 250 - SCLS LTD, CAMBRIDGE MC, GECKO RAC

IDEAL LAP TIME : 2:18.045 BEST LAP TIME : 2:18.045 DIFFERENCE : 0.000

LAP	SECTOR 1	SECTOR 2	LAP TIME		MPH	DIFF	TIME OF DAY
1 -	1:39.506	47.587	2:27.093		72.66	9.048	09:02:57.870
2 -	1:32.828	45.745	2:18.573	(3)	77.12	0.528	09:05:16.443
3 -	1:32.790	45.723	2:18.513	(2)	77.16	0.468	09:07:34.956
4 -	1:33.645	45.823	2:19.468		76.63	1.423	09:09:54.424
5 -	***1:32.695***	***45.350***	***2:18.045***	(1)	***77.42***		***09:12:12.469***

P10 31 C Abigail MARSHALL — Yamaha TZR 250 - Len Whalin Racing and Macrae Racing

IDEAL LAP TIME : 2:20.885 BEST LAP TIME : 2:20.885 DIFFERENCE : 0.000

LAP	SECTOR 1	SECTOR 2	LAP TIME		MPH	DIFF	TIME OF DAY
1 -	1:49.454	52.481	2:41.935	(2)	66.00	21.050	09:03:19.187
2 -	1:38.604	IN PIT	2:39.059	P	67.19	18.174	09:05:58.246
3 -	OUTLAP	47.428	2:23.355		74.55	2.470	09:08:21.601
4 -	***1:34.325***	***46.560***	***2:20.885***	(1)	***75.86***		***09:10:42.486***

P11 626 C Jamie HORNER — Yamaha TZR 250 - TRENT TRACTORS AND MOWERS

IDEAL LAP TIME : 2:21.746 BEST LAP TIME : 2:22.408 DIFFERENCE : 0.662

LAP	SECTOR 1	SECTOR 2	LAP TIME		MPH	DIFF	TIME OF DAY
1 -	1:48.028	53.316	2:41.344		66.24	18.936	09:03:20.291
2 -	1:38.278	48.617	2:26.895	(3)	72.76	4.487	09:05:47.186
3 -	1:35.985	***46.423***	***2:22.408***	(1)	***75.05***		***09:08:09.594***
4 -	***1:35.323***	47.687	2:23.010	(2)	74.73	0.602	09:10:32.604

P12 73 C Colvin TURNER — Yamaha TZR 250 -

IDEAL LAP TIME : 2:22.528 BEST LAP TIME : 2:22.661 DIFFERENCE : 0.133

LAP	SECTOR 1	SECTOR 2	LAP TIME		MPH	DIFF	TIME OF DAY
1 -	1:37.565	47.863	2:25.428		73.49	2.767	09:02:54.009
2 -	1:35.822	***46.839***	***2:22.661***	(1)	***74.91***		***09:05:16.670***
3 -	1:36.102	48.667	2:24.769	(3)	73.82	2.108	09:07:41.439
4 -	***1:35.689***	47.296	2:22.985	(2)	74.74	0.324	09:10:04.424
5 -	1:37.274	47.925	2:25.199		73.60	2.538	09:12:29.623

BMCRC - MRO Championships - Rnd 8 @ Snetterton

Yamaha Past Masters

QUALIFYING - SECTOR ANALYSIS

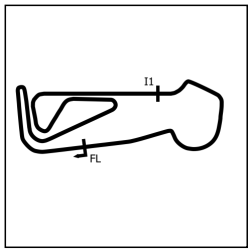

SECTOR 1 = FL to I1, SECTOR 2 = I1 to FL, DIFF = Difference To Personal Best Lap, P = Crossed Finish Line in Pit Lane, D = Time Disallowed

P13 70 Andrew BURSCOUGH — Yamaha YPVS 350 - Mad biker designs/Martitanium

IDEAL LAP TIME : 2:22.850 BEST LAP TIME : 2:22.850 DIFFERENCE : 0.000

LAP	SECTOR 1	SECTOR 2	LAP TIME	MPH	DIFF	TIME OF DAY
1 -	1:43.488	50.028	2:33.516	69.62	10.666	09:03:08.023
2 -	***1:34.949***	***47.901***	***2:22.850 (1)***	***74.82***		***09:05:30.873***
3 -	1:35.880	49.486	2:25.366 (2)	73.52	2.516	09:07:56.239
4 -	1:36.226	49.272	2:25.498 (3)	73.45	2.648	09:10:21.737

P14 2 Paul TOLAND — Yamaha TZR 250 - Kippers keys

IDEAL LAP TIME : 2:23.337 BEST LAP TIME : 2:23.940 DIFFERENCE : 0.603

LAP	SECTOR 1	SECTOR 2	LAP TIME	MPH	DIFF	TIME OF DAY
1 -	1:44.316	51.216	2:35.532	68.71	11.592	09:03:09.055
2 -	1:35.283	48.657	***2:23.940 (1)***	***74.25***		***09:05:32.995***
3 -	***1:35.043***	48.904	2:23.947 (2)	74.25	0.007	09:07:56.942
4 -	1:36.644	***48.294***	2:24.938 (3)	73.74	0.998	09:10:21.880

P15 50 JC Chris WHITLOCK — Yamaha TZR 250 - TVC technology solutions

IDEAL LAP TIME : 2:24.115 BEST LAP TIME : 2:24.448 DIFFERENCE : 0.333

LAP	SECTOR 1	SECTOR 2	LAP TIME	MPH	DIFF	TIME OF DAY
1 -	1:39.739	48.308	2:28.047	72.19	3.599	09:03:00.656
2 -	1:36.506	***48.253***	2:24.759 (3)	73.83	0.311	09:05:25.415
3 -	1:36.330	48.376	2:24.706 (2)	73.86	0.258	09:07:50.121
4 -	***1:35.862***	48.586	***2:24.448 (1)***	***73.99***		***09:10:14.569***

P16 77 JC Adam COLLINS — Yamaha TZR 250 - 2 Cows Racing

IDEAL LAP TIME : 2:24.618 BEST LAP TIME : 2:25.140 DIFFERENCE : 0.522

LAP	SECTOR 1	SECTOR 2	LAP TIME	MPH	DIFF	TIME OF DAY
1 -	1:43.143	51.237	2:34.380	69.23	9.240	09:03:12.595
2 -	1:41.843	49.600	2:31.443 (3)	70.57	6.303	09:05:44.038
3 -	1:36.364	***48.776***	***2:25.140 (1)***	***73.63***		***09:08:09.178***
4 -	***1:35.842***	49.386	2:25.228 (2)	73.59	0.088	09:10:34.406

P17 55 C Nick SHORTER — Yamaha TZR2501KT - Humanicks Consulting Ltd

IDEAL LAP TIME : 2:25.315 BEST LAP TIME : 2:25.315 DIFFERENCE : 0.000

LAP	SECTOR 1	SECTOR 2	LAP TIME	MPH	DIFF	TIME OF DAY
1 -	1:43.696	49.637	2:33.333	69.70	8.018	09:03:06.925
2 -	1:37.101	48.838	2:25.939 (2)	73.23	0.624	09:05:32.864
3 -	1:37.946	48.840	2:26.786 (3)	72.81	1.471	09:07:59.650
4 -	***1:36.720***	***48.595***	***2:25.315 (1)***	***73.55***		***09:10:24.965***

P18 333 C Mark STUBBERFIELD — Yamaha TZR 250 - Polished concrete London

IDEAL LAP TIME : 2:25.008 BEST LAP TIME : 2:25.437 DIFFERENCE : 0.429

LAP	SECTOR 1	SECTOR 2	LAP TIME	MPH	DIFF	TIME OF DAY
1 -	1:43.531	50.536	2:34.067	69.37	8.630	09:03:02.975
2 -	1:37.517	***49.163***	2:26.680 (3)	72.86	1.243	09:05:29.655
3 -	1:36.750	49.891	2:26.641 (2)	72.88	1.204	09:07:56.296
4 -	***1:35.845***	49.592	***2:25.437 (1)***	***73.48***		***09:10:21.733***

P19 18 Marc PRENTICE — Yamaha TZR 250 - Hard graft ??

IDEAL LAP TIME : 2:25.844 BEST LAP TIME : 2:25.973 DIFFERENCE : 0.129

LAP	SECTOR 1	SECTOR 2	LAP TIME	MPH	DIFF	TIME OF DAY
1 -	1:45.080	50.886	2:35.966 (3)	68.52	9.993	09:03:08.359
2 -	1:37.580	48.498	2:26.078 (2)	73.16	0.105	09:05:34.437
3 -	1:37.607	***48.366***	***2:25.973 (1)***	***73.21***		***09:08:00.410***
4 -	***1:37.478***					

BMCRC - MRO Championships - Rnd 8 @ Snetterton

Yamaha Past Masters

QUALIFYING - SECTOR ANALYSIS

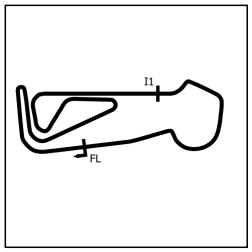

SECTOR 1 = FL to I1, SECTOR 2 = I1 to FL, DIFF = Difference To Personal Best Lap, P = Crossed Finish Line in Pit Lane, D = Time Disallowed

P20 69 C Mark ELLERAY — Yamaha TZR250 - Abbot Solutions Ltd

IDEAL LAP TIME : 2:25.647 BEST LAP TIME : 2:26.374 DIFFERENCE : 0.727

LAP	SECTOR 1	SECTOR 2	LAP TIME		MPH	DIFF	TIME OF DAY
1 -	1:47.635	50.137	2:37.772		67.74	11.398	09:03:13.130
2 -	1:39.757	48.955	2:28.712	(3)	71.87	2.338	09:05:41.842
3 -	***1:36.837***	49.537	***2:26.374***	**(1)**	***73.01***		***09:08:08.216***
4 -	1:38.943	***48.810***	2:27.753	**(2)**	72.33	1.379	09:10:35.969

P21 67 C Mark BAILEY — Yamaha TZR250 - Elite AC Ltd. madbikerdesigns

IDEAL LAP TIME : 2:26.624 BEST LAP TIME : 2:26.624 DIFFERENCE : 0.000

LAP	SECTOR 1	SECTOR 2	LAP TIME		MPH	DIFF	TIME OF DAY
1 -	1:42.926	51.929	2:34.855		69.01	8.231	09:03:10.394
2 -	1:38.663	50.843	2:29.506	**(3)**	71.48	2.882	09:05:39.900
3 -	1:38.407	50.597	2:29.004	**(2)**	71.73	2.380	09:08:08.904
4 -	***1:37.650***	***48.974***	***2:26.624***	**(1)**	***72.89***		***09:10:35.528***

P22 199 Michael FROST — Yamaha TZR 250 -

IDEAL LAP TIME : 2:26.875 BEST LAP TIME : 2:26.999 DIFFERENCE : 0.124

LAP	SECTOR 1	SECTOR 2	LAP TIME		MPH	DIFF	TIME OF DAY
1 -	1:47.266	51.184	2:38.450		67.45	11.451	09:03:11.227
2 -	1:40.784	49.750	2:30.534	**(3)**	71.00	3.535	09:05:41.761
3 -	***1:37.781***	49.540	2:27.321	**(2)**	72.54	0.322	09:08:09.082
4 -	1:37.905	***49.094***	***2:26.999***	**(1)**	***72.70***		***09:10:36.081***

P23 39 Daniel NORTH — Yamaha TZR 250 - ROAM Cafe Bistro

IDEAL LAP TIME : 2:27.932 BEST LAP TIME : 2:27.932 DIFFERENCE : 0.000

LAP	SECTOR 1	SECTOR 2	LAP TIME		MPH	DIFF	TIME OF DAY
1 -	1:47.525	51.559	2:39.084		67.18	11.152	09:03:20.172
2 -	1:40.549	49.185	2:29.734	**(3)**	71.38	1.802	09:05:49.906
3 -	1:39.663	48.928	2:28.591	**(2)**	71.92	0.659	09:08:18.497
4 -	***1:39.588***	***48.344***	***2:27.932***	**(1)**	***72.24***		***09:10:46.429***

P24 62 JC David PATERSON — Yamaha TZR250 - The love of a good woman

IDEAL LAP TIME : 2:30.575 BEST LAP TIME : 2:30.807 DIFFERENCE : 0.232

LAP	SECTOR 1	SECTOR 2	LAP TIME		MPH	DIFF	TIME OF DAY
1 -	1:48.620	50.744	2:39.364		67.06	8.557	09:03:13.414
2 -	1:40.823	***49.984***	***2:30.807***	**(1)**	***70.87***		***09:05:44.221***
3 -	***1:40.591***	50.620	2:31.211	**(2)**	70.68	0.404	09:08:15.432
4 -	1:42.957	51.601	2:34.558	**(3)**	69.15	3.751	09:10:49.990

P25 10 JC Hugh BRIGHTON — Yamaha TZR 250 2MA -

IDEAL LAP TIME : 2:40.799 BEST LAP TIME : 2:40.799 DIFFERENCE : 0.000

LAP	SECTOR 1	SECTOR 2	LAP TIME		MPH	DIFF	TIME OF DAY
1 -	1:57.329	55.081	2:52.410		61.99	11.611	09:03:27.769
2 -	1:49.135	56.111	2:45.246	**(3)**	64.67	4.447	09:06:13.015
3 -	1:48.410	54.818	2:43.228	**(2)**	65.47	2.429	09:08:56.243
4 -	***1:46.871***	***53.928***	***2:40.799***	**(1)**	***66.46***		***09:11:37.042***

P26 100 JC Will DYER — Yamaha TZR 250 - Mad Biker Designs

IDEAL LAP TIME : 2:45.705 BEST LAP TIME : 2:45.752 DIFFERENCE : 0.047

LAP	SECTOR 1	SECTOR 2	LAP TIME		MPH	DIFF	TIME OF DAY
1 -	1:59.178	58.667	2:57.845		60.09	12.093	09:03:35.841
2 -	***1:49.981***	55.771	***2:45.752***	**(1)**	***64.48***		***09:06:21.593***
3 -	1:51.754	56.599	2:48.353	**(3)**	63.48	2.601	09:09:09.946
4 -	1:52.565	***55.724***	2:48.289	**(2)**	63.51	2.537	09:11:58.235

Weather / Track : Bright / Dry

Snetterton 300: 2.9689 miles
Date: 05/09/2026 Start: 09:00 Finish: 09:10

BMCRC - MRO Championships - Rnd 8 @ Snetterton

Yamaha Past Masters

QUALIFYING - BEST SECTORS

	SECTOR 1		SECTOR 2	
POS	NO	TIME	NO	TIME
1	**51**	**1:27.294**	**51**	**43.576**
2	**52**	**1:28.354**	**52**	**44.143**
3	**166**	**1:28.566**	**166**	**44.150**
4	**15**	**1:28.936**	**15**	**44.436**
5	**27**	**1:30.159**	**34**	**44.647**
6	**34**	**1:30.167**	**27**	**44.655**
7	**61**	**1:30.284**	**61**	**45.191**
8	**5**	**1:31.894**	**22**	**45.350**
9	**22**	**1:32.695**	**5**	**45.751**
10	**31**	**1:34.325**	**626**	**46.423**
11	**70**	**1:34.949**	**31**	**46.560**
12	**2**	**1:35.043**	**73**	**46.839**
13	**626**	**1:35.323**	**70**	**47.901**
14	**73**	**1:35.689**	**50**	**48.253**
15	**77**	**1:35.842**	**2**	**48.294**
16	**333**	**1:35.845**	**39**	**48.344**
17	**50**	**1:35.862**	**18**	**48.366**
18	**55**	**1:36.720**	**55**	**48.595**
19	**69**	**1:36.837**	**77**	**48.776**
20	**18**	**1:37.478**	**69**	**48.810**
21	**67**	**1:37.650**	**67**	**48.974**
22	**199**	**1:37.781**	**199**	**49.094**
23	**39**	**1:39.588**	**333**	**49.163**
24	**62**	**1:40.591**	**62**	**49.984**
25	**10**	**1:46.871**	**10**	**53.928**
26	**100**	**1:49.981**	**100**	**55.724**

	IDEAL / BEST COMPARISON			
POS	NO	NAME	IDEAL	BEST	DIFF
		PERFECT LAP	**2:10.870**		
1	**51**	WHOLEY	2:10.870	2:10.965	**0.095**
2	**52**	SMITH	2:12.497	2:12.657	**0.160**
3	**166**	RIDLEY	2:12.716	2:13.117	**0.401**
4	**15**	SMITH	2:13.372	2:14.181	**0.809**
5	**27**	HAYWARD	2:14.814	2:14.814	**0.000**
6	**34**	NIELD	2:14.814	2:15.840	**1.026**
7	**61**	WELCH	2:15.475	2:15.475	**0.000**
8	**5**	MOODY	2:17.645	2:17.788	**0.143**
9	**22**	BALLERINI	2:18.045	2:18.045	**0.000**
10	**31**	MARSHALL	2:20.885	2:20.885	**0.000**
11	**626**	HORNER	2:21.746	2:22.408	**0.662**
12	**73**	TURNER	2:22.528	2:22.661	**0.133**
13	**70**	BURSCOUGH	2:22.850	2:22.850	**0.000**
14	**2**	TOLAND	2:23.337	2:23.940	**0.603**
15	**50**	WHITLOCK	2:24.115	2:24.448	**0.333**
16	**77**	COLLINS	2:24.618	2:25.140	**0.522**
17	**333**	STUBBERFIELD	2:25.008	2:25.437	**0.429**
18	**55**	SHORTER	2:25.315	2:25.315	**0.000**
19	**69**	ELLERAY	2:25.647	2:26.374	**0.727**
20	**18**	PRENTICE	2:25.844	2:25.973	**0.129**
21	**67**	BAILEY	2:26.624	2:26.624	**0.000**
22	**199**	FROST	2:26.875	2:26.999	**0.124**
23	**39**	NORTH	2:27.932	2:27.932	**0.000**
24	**62**	PATERSON	2:30.575	2:30.807	**0.232**
25	**10**	BRIGHTON	2:40.799	2:40.799	**0.000**
26	**100**	DYER	2:45.705	2:45.752	**0.047**

Weather / Track : Bright / Dry

Snetterton 300: 2.9689 miles
Date: 05/09/2026 Start: 09:00 Finish: 09:10

Results can be found at www.tsl-timing.com

Printed - 09:14 Saturday, 05 September 2026

BMCRC - MRO Championships - Rnd 8 @ Snetterton

Yamaha Past Masters

QUALIFYING - STATISTICS

Competitors Started	26
Planned Start	2026-09-05 @ 09:00:00.000
Actual Start	2026-09-05 @ 09:00:11.525
Finish Time	2026-09-05 @ 09:10:15.628
Track Length	2.9689mi.
Total Laps	113
Total Distance Covered	335.4870mi.

Session Fastest Lap History

NO	CL	NAME	LAP TIME	TIME OF DAY	LAP	VEHICLE
52		**Haydon SMITH**	**2:19.735**	09:02:49.945	1	Yamaha TZR 250
52		**Haydon SMITH**	**2:13.314**	09:05:03.259	2	Yamaha TZR 250
51		**Kevin WHOLEY**	**2:12.249**	09:07:25.247	3	Yamaha TZR 250
51		**Kevin WHOLEY**	**2:11.586**	09:09:36.833	4	Yamaha TZR 250
51		**Kevin WHOLEY**	**2:10.965**	09:11:47.798	5	Yamaha TZR 250

Flag History

TYPE	TIME OF DAY
GREEN	09:00:11.525
FINISH	09:10:15.628

Flag Statistics

TYPE	COUNT	TOTAL LAPS	TOTAL TIME
Green	1	5	12:35.160
Red	0	0	0.000
Safety Car	0	0	0.000
FCY	0	0	0.000

Weather / Track : Bright / Dry

Snetterton 300: 2.9689 miles
Date: 05/09/2026 Start: 09:00 Finish: 09:10

BMCRC - MRO Championships - Rnd 8 @ Snetterton

Yamaha Past Masters

QUALIFYING - STATISTICS

CLASS : 13 Starters

Fastest Lap History

NO	NAME	LAP TIME	TIME OF DAY	LAP	VEHICLE
52	**Haydon SMITH**	**2:19.735**	09:02:49.945	1	Yamaha TZR 250
52	**Haydon SMITH**	**2:13.314**	09:05:03.259	2	Yamaha TZR 250
51	**Kevin WHOLEY**	**2:12.249**	09:07:25.247	3	Yamaha TZR 250
51	**Kevin WHOLEY**	**2:11.586**	09:09:36.833	4	Yamaha TZR 250
51	**Kevin WHOLEY**	**2:10.965**	09:11:47.798	5	Yamaha TZR 250

BMCRC - MRO Championships - Rnd 8 @ Snetterton

Yamaha Past Masters

QUALIFYING - STATISTICS

CLASS : C

8 Starters

Fastest Lap History

NO	NAME	LAP TIME	TIME OF DAY	LAP	VEHICLE
73	**Colvin TURNER**	**2:25.428**	09:02:54.009	1	Yamaha TZR 250
73	**Colvin TURNER**	**2:22.661**	09:05:16.670	2	Yamaha TZR 250
34	**Paul NIELD**	**2:16.987**	09:05:24.674	2	Yamaha TZR 250
34	**Paul NIELD**	**2:16.376**	09:07:41.050	3	Yamaha TZR 250
34	**Paul NIELD**	**2:16.100**	09:09:57.150	4	Yamaha TZR 250
34	**Paul NIELD**	**2:15.840**	09:12:12.990	5	Yamaha TZR 250

BMCRC - MRO Championships - Rnd 8 @ Snetterton

Yamaha Past Masters

QUALIFYING - STATISTICS

CLASS : JC

5 Starters

Fastest Lap History

NO	NAME	LAP TIME	TIME OF DAY	LAP	VEHICLE
50	**Chris WHITLOCK**	**2:28.047**	09:03:00.656	1	Yamaha TZR 250
50	**Chris WHITLOCK**	**2:24.759**	09:05:25.415	2	Yamaha TZR 250
50	**Chris WHITLOCK**	**2:24.706**	09:07:50.121	3	Yamaha TZR 250
50	**Chris WHITLOCK**	**2:24.448**	09:10:14.569	4	Yamaha TZR 250

BMCRC - MRO Championships - Rnd 8 @ Snetterton

Yamaha Past Masters

RACE 1 - GRID (5 Laps)

ROW 10				28	19	Dean FARNWORTH		
ROW 9	27	8	David BALL	26	100	Will DYER 2:45.752	25	10 Hugh BRIGHTON 2:40.799
ROW 8	24	62	David PATERSON 2:30.807	23	39	Daniel NORTH 2:27.932	22	199 Michael FROST 2:26.999
ROW 7	21	67	Mark BAILEY 2:26.624	20	69	Mark ELLERAY 2:26.374	19	18 Marc PRENTICE 2:25.973
ROW 6	18	333	Mark STUBBERFIELD 2:25.437	17	55	Nick SHORTER 2:25.315	16	77 Adam COLLINS 2:25.140
ROW 5	15	50	Chris WHITLOCK 2:24.448	14	2	Paul TOLAND 2:23.940	13	70 Andrew BURSCOUGH 2:22.850
ROW 4	12	73	Colvin TURNER 2:22.661	11	626	Jamie HORNER 2:22.408	10	31 Abigail MARSHALL 2:20.885
ROW 3	9	22	Rik BALLERINI 2:18.045	8	5	Steve MOODY 2:17.788	7	34 Paul NIELD 2:15.840
ROW 2	6	61	Paul WELCH 2:15.475	5	27	Richard HAYWARD 2:14.814	4	15 Nick SMITH 2:14.181
ROW 1	3	166	Tom RIDLEY 2:13.117	2	52	Haydon SMITH 2:12.657	1	51 Kevin WHOLEY 2:10.965

Pole

These results are provisional until the conclusion of any judicial and technical matters.

Snetterton 300: 2.9689 miles

Clerk Of Course: Den Grant / Caroline Patterson	Timekeeper: Richard Evans	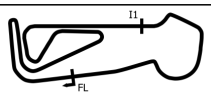

Results can be found at www.tsl-timing.com

Printed - 09:16 Saturday, 05 September 2026

BMCRC - MRO Championships - Rnd 8 @ Snetterton

Yamaha Past Masters

RACE 1 - CLASSIFICATION

Race Distance: 5 Laps / 14.84 miles

POS	NO	CL	PIC	NAME	ENTRY	LAPS	TIME	GAP	DIFF	MPH	BEST	ON	GRD	↑↓
1	51		1	Kevin WHOLEY	Yamaha TZR 250 - Twistgrip Motorcycles	5	10:56.636			81.38	2:09.884	3	1	0
2	52		2	Haydon SMITH	Yamaha TZR 250 - HI-Precision Engineering Ltd	5	11:01.490	4.854	4.854	80.78	2:10.614	2	2	0
3	166		3	Tom RIDLEY	Yamaha TZR 250 - Chamery Hall Roundhouses	5	11:06.273	9.637	4.783	80.20	2:11.950	4	3	0
4	27		4	Richard HAYWARD	Yamaha TZR 250 - BC vehicle repairs/ Merlin Pipes	5	11:08.709	12.073	2.436	79.91	2:12.513	5	5	1
5	15		5	Nick SMITH	Yamaha TZR 250 - Hi-Precision Engineering Ltd	5	11:08.849	12.213	0.140	79.89	2:11.552	3	4	-1
6	61		6	Paul WELCH	Yamaha TZR 250 -	5	11:09.629	12.993	0.780	79.80	2:12.493	3	6	0
7	22		7	Rik BALLERINI	Yamaha TZR 250 - SCLS LTD, CAMBRIDGE MC, GECKO R	5	11:17.537	20.901	7.908	78.87	2:13.387	2	9	2
8	34	C	1	Paul NIELD	Yamaha TZR 250 - Ridesure	5	11:20.760	24.124	3.223	78.50	2:13.823	2	7	-1
9	5		8	Steve MOODY	Yamaha TZR 250 -	5	11:28.235	31.599	7.475	77.64	2:16.271	2	8	-1
10	70		9	Andrew BURSCOUGH	Yamaha YPVS 350 - Mad biker designs/Martitanium	5	11:52.238	55.602	24.003	75.03	2:20.689	5	13	3
11	626	C	2	Jamie HORNER	Yamaha TZR 250 - TRENT TRACTORS AND MOWERS	5	11:52.340	55.704	0.102	75.02	2:20.265	5	11	0
12	18		10	Marc PRENTICE	Yamaha TZR 250 - Hard graft ??	5	11:52.945	56.309	0.605	74.95	2:19.215	5	19	7
13	73	C	3	Colvin TURNER	Yamaha TZR 250 -	5	11:53.759	57.123	0.814	74.87	2:19.095	5	12	-1
14	333	C	4	Mark STUBBERFIELD	Yamaha TZR 250 - Polished concrete London	5	11:56.230	59.594	2.471	74.61	2:20.971	3	18	4
15	50	JC	1	Chris WHITLOCK	Yamaha TZR 250 - TVC technology solutions	5	11:56.752	1:00.116	0.522	74.55	2:21.401	4	15	0
16	199	C	5	Michael FROST	Yamaha TZR 250 -	5	11:57.455	1:00.819	0.703	74.48	2:20.179	4	22	6
17	2		11	Paul TOLAND	Yamaha TZR 250 - Kippers keys	5	12:00.697	1:04.061	3.242	74.15	2:21.306	2	14	-3
18	55	C	6	Nick SHORTER	Yamaha TZR 2501KT - Humanicks Consulting Ltd	5	12:12.025	1:15.389	11.328	73.00	2:22.963	4	17	-1
19	69	C	7	Mark ELLERAY	Yamaha TZR250 - Abbot Solutions Ltd	5	12:12.273	1:15.637	0.248	72.97	2:22.261	5	20	1
20	67	C	8	Mark BAILEY	Yamaha TZR 250 - Elite AC Ltd. madbikerdesigns	5	12:12.676	1:16.040	0.403	72.93	2:23.978	4	21	1
21	77	JC	2	Adam COLLINS	Yamaha TZR 250 - 2 Cows Racing	5	12:14.314	1:17.678	1.638	72.77	2:23.819	2	16	-5
22	39		12	Daniel NORTH	Yamaha TZR 250 - ROAM Cafe Bistro	5	12:23.258	1:26.622	8.944	71.90	2:24.856	5	23	1
23	62	JC	3	David PATERSON	Yamaha TZR 250 - The love of a good woman	5	12:25.285	1:28.649	2.027	71.70	2:26.190	5	24	1
24	31	C	9	Abigail MARSHALL	Yamaha TZR 250 - Len Whalin Racing and Macrae Racing	5	13:02.601	2:05.965	37.316	68.28	2:20.954	5	10	-14
25	19	JC	4	Dean FARNWORTH	Yamaha TZR 250 2MA - DMFS ltd	5	13:13.590	2:16.954	10.989	67.34	2:35.403	5	28	3
26	100	JC	5	Will DYER	Yamaha TZR 250 - Mad Biker Designs	4	11:09.785	1 Lap	1 Lap	63.82	2:44.318	4	26	0
					NOT CLASSIFIED									
DNF	10	JC		Hugh BRIGHTON	Yamaha TZR 250 2MA -	3	7:49.832	2 Laps	1 Lap	68.24	2:34.026	2	25	
					NOT STARTED									
NS	8			David BALL	Yamaha TZR 250 - Merlin pipes								27	

FASTEST LAP

51	Kevin WHOLEY	Yamaha TZR 250 - Twistgrip Motorcycles	3	2:09.884	82.28 mph / 132.43 kph
34	C Paul NIELD	Yamaha TZR 250 - Ridesure	2	2:13.823	79.86 mph / 128.53 kph
50	JC Chris WHITLOCK	Yamaha TZR 250 - TVC technology solutions	4	2:21.401	75.58 mph / 121.64 kph

Class - 92.5% of Race Speed = 75.27 mph
Class C - 92.5% of Race Speed = 72.61 mph
Class JC - 92.5% of Race Speed = 68.95 mph

Weather / Track : Bright / Dry
These results are provisional until the conclusion of any judicial and technical matters.

Date: 05/09/2026 Start: 11:50 Finish: 12:01
Snetterton 300: 2.9689 miles

Clerk Of Course: Den Grant / Caroline Patterson	Timekeeper: Richard Evans	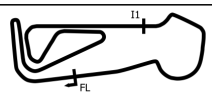

Results can be found at www.tsl-timing.com

Printed - 12:04 Saturday, 05 September 2026

BMCRC - MRO Championships - Rnd 8 @ Snetterton

Yamaha Past Masters

RACE 1 - LAP CHART

LAP 1 @ 11:53:03.623

NO	BEHIND	LAP TIME
51		2:15.743
52	0.117	2:15.860
27	1.403	2:17.146
61	1.849	2:17.592
166	2.026	2:17.769
34	3.530	2:19.273
15	3.803	2:19.546
22	3.849	2:19.592
5	5.786	2:21.529
70	10.299	2:26.042
31	10.617	2:26.360
626	11.438	2:27.181
73	11.465	2:27.208
50	11.702	2:27.445
2	13.045	2:28.788
18	13.303	2:29.046
333	14.655	2:30.398
199	15.899	2:31.642
77	17.892	2:33.635
67	18.859	2:34.602
55	20.616	2:36.359
69	21.097	2:36.840
39	22.064	2:37.807
62	22.077	2:37.820
10	25.752	2:41.495
19	32.023	2:47.766
100	38.223	2:53.966

LAP 2 @ 11:55:13.867

NO	BEHIND	LAP TIME
51		2:10.244
52	0.487	2:10.614
166	4.116	2:12.334
61	4.392	2:12.787
27	4.681	2:13.522
15	5.929	2:12.370
22	6.992	2:13.387
34	7.109	2:13.823
5	11.813	2:16.271
70	22.904	2:22.849
626	23.707	2:22.513
73	23.827	2:22.606
50	23.960	2:22.502
2	24.107	2:21.306
18	24.436	2:21.377
333	26.226	2:21.815
199	28.174	2:22.519
77	31.467	2:23.819
67	33.205	2:24.590
55	35.278	2:24.906
69	35.855	2:25.002
62	38.273	2:26.440
39	39.268	2:27.448
10	49.534	2:34.026
19	58.494	2:36.715
100	1:13.825	2:45.846
31	1:31.272	3:30.899 **P**

LAP 3 @ 11:57:23.751

NO	BEHIND	LAP TIME
51		2:09.884
52	1.741	2:11.138
166	6.421	2:12.189
61	7.001	2:12.493
15	7.597	2:11.552
27	7.622	2:12.825
22	10.657	2:13.549
34	12.149	2:14.924
5	18.574	2:16.645
70	34.152	2:21.132
18	35.766	2:21.214
626	35.890	2:22.067
2	37.093	2:22.870
333	37.313	2:20.971
73	37.480	2:23.537
50	37.897	2:23.821
199	40.383	2:22.093
77	46.654	2:25.071
67	48.624	2:25.303
55	49.915	2:24.521
69	50.393	2:24.422
62	56.736	2:28.347
39	57.239	2:27.855
10	1:13.961	2:34.311
19	1:25.842	2:37.232
31	1:44.141	2:22.753
100	1:49.596	2:45.655

LAP 4 @ 11:59:33.994

NO	BEHIND	LAP TIME
51		2:10.243
52	3.210	2:11.712
166	8.128	2:11.950
61	9.922	2:13.164
27	10.082	2:12.703
15	10.473	2:13.119
22	15.297	2:14.883
34	17.869	2:15.963
5	25.359	2:17.028
70	45.435	2:21.526
626	45.961	2:20.314
18	47.616	2:22.093
333	48.254	2:21.184
73	48.550	2:21.313
50	49.055	2:21.401
2	49.626	2:22.776
199	50.319	2:20.179
67	1:02.359	2:23.978
55	1:02.635	2:22.963
77	1:02.892	2:26.481
69	1:03.898	2:23.748
39	1:12.288	2:25.292
62	1:12.981	2:26.488
19	1:52.073	2:36.474
31	1:55.533	2:21.635

LAP 5 @ 12:01:44.516

NO	BEHIND	LAP TIME
51		2:10.522
52	4.854	2:12.166
166	9.637	2:12.031
27	12.073	2:12.513
15	12.213	2:12.262
61	12.993	2:13.593
100	1 Lap	2:44.318
22	20.901	2:16.126
34	24.124	2:16.777
5	31.599	2:16.762
70	55.602	2:20.689
626	55.704	2:20.265
18	56.309	2:19.215
73	57.123	2:19.095
333	59.594	2:21.862
50	1:00.116	2:21.583
199	1:00.819	2:21.022
2	1:04.061	2:24.957
55	1:15.389	2:23.276
69	1:15.637	2:22.261
67	1:16.040	2:24.203
77	1:17.678	2:25.308
39	1:26.622	2:24.856
62	1:28.649	2:26.190
31	2:05.965	2:20.954
19	2:16.954	2:35.403

Weather / Track : Bright / Dry

Snetterton 300: 2.9689 miles
Date: 05/09/2026 Start: 11:50 Finish: 12:01

Results can be found at www.tsl-timing.com

Printed - 12:05 Saturday, 05 September 2026

BMCRC - MRO Championships - Rnd 8 @ Snetterton

Yamaha Past Masters

RACE 1 - POSITION CHART

No	Name	Lap Pos	1	2	3	4	5
51	WHOLEY	1	51	51	51	51	51
52	SMITH	2	52	52	52	52	52
166	RIDLEY	3	27	166	166	166	166
15	SMITH	4	61	61	61	61	27
27	HAYWARD	5	166	27	15	27	15
61	WELCH	6	34	15	27	15	61
34	NIELD	7	15	22	22	22	22
5	MOODY	8	22	34	34	34	34
22	BALLERINI	9	5	5	5	5	5
31	MARSHALL	10	70	70	70	70	70
626	HORNER	11	31	626	18	626	626
73	TURNER	12	626	73	626	18	18
70	BURSCOUGH	13	73	50	2	333	73
2	TOLAND	14	50	2	333	73	333
50	WHITLOCK	15	2	18	73	50	50
77	COLLINS	16	18	333	50	2	199
55	SHORTER	17	333	199	199	199	2
333	STUBBERFIELD	18	199	77	77	67	55
18	PRENTICE	19	77	67	67	55	69
69	ELLERAY	20	67	55	55	77	67
67	BAILEY	21	55	69	69	69	77
199	FROST	22	69	62	62	39	39
39	NORTH	23	39	39	39	62	62
62	PATERSON	24	62	10	10	19	31
10	BRIGHTON	25	10	19	19	31	19
100	DYER	26	19	100	31	100	
8	BALL	27	100	*31*	100		
19	FARNWORTH	28					

Weather / Track : Bright / Dry

Snetterton 300: 2.9689 miles
Date: 05/09/2026 Start: 11:50 Finish: 12:01

Results can be found at www.tsl-timing.com

Printed - 12:05 Saturday, 05 September 2026

BMCRC - MRO Championships - Rnd 8 @ Snetterton

Yamaha Past Masters

RACE 1 - SECTOR ANALYSIS

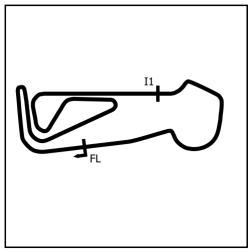

SECTOR 1 = FL to I1, SECTOR 2 = I1 to FL, DIFF = Difference To Personal Best Lap, P = Crossed Finish Line in Pit Lane, D = Time Disallowed

P1 51 Kevin WHOLEY — Yamaha TZR 250 - Twistgrip Motorcycles

IDEAL LAP TIME : 2:09.819 BEST LAP TIME : 2:09.884 DIFFERENCE : 0.065

LAP	SECTOR 1	SECTOR 2	LAP TIME		MPH	DIFF	TIME OF DAY
1 -		43.997	2:15.743		78.73	5.859	11:53:03.623
2 -	1:27.249	***42.995***	2:10.244	**(3)**	82.06	0.360	11:55:13.867
3 -	***1:26.824***	43.060	***2:09.884***	**(1)**	***82.28***		***11:57:23.751***
4 -	1:26.876	43.367	2:10.243	**(2)**	82.06	0.359	11:59:33.994
5 -	1:27.303	43.219	2:10.522		81.88	0.638	12:01:44.516

P2 52 Haydon SMITH — Yamaha TZR 250 - HI-Precision Engineering Ltd

IDEAL LAP TIME : 2:10.569 BEST LAP TIME : 2:10.614 DIFFERENCE : 0.045

LAP	SECTOR 1	SECTOR 2	LAP TIME		MPH	DIFF	TIME OF DAY
1 -		43.659	2:15.860		78.66	5.246	11:53:03.740
2 -	1:27.196	***43.418***	***2:10.614***	**(1)**	***81.82***		***11:55:14.354***
3 -	***1:27.151***	43.987	2:11.138	**(2)**	81.50	0.524	11:57:25.492
4 -	1:27.966	43.746	2:11.712	**(3)**	81.14	1.098	11:59:37.204
5 -	1:27.547	44.619	2:12.166		80.86	1.552	12:01:49.370

P3 166 Tom RIDLEY — Yamaha TZR 250 - Chamery Hall Roundhouses

IDEAL LAP TIME : 2:11.780 BEST LAP TIME : 2:11.950 DIFFERENCE : 0.170

LAP	SECTOR 1	SECTOR 2	LAP TIME		MPH	DIFF	TIME OF DAY
1 -		44.197	2:17.769		77.57	5.819	11:53:05.649
2 -	1:27.904	44.430	2:12.334		80.76	0.384	11:55:17.983
3 -	1:28.206	43.983	2:12.189	**(3)**	80.85	0.239	11:57:30.172
4 -	1:28.058	***43.892***	***2:11.950***	**(1)**	***81.00***		***11:59:42.122***
5 -	***1:27.888***	44.143	2:12.031	**(2)**	80.95	0.081	12:01:54.153

P4 27 Richard HAYWARD — Yamaha TZR 250 - BC vehicle repairs/ Merlin Pipes

IDEAL LAP TIME : 2:11.755 BEST LAP TIME : 2:12.513 DIFFERENCE : 0.758

LAP	SECTOR 1	SECTOR 2	LAP TIME		MPH	DIFF	TIME OF DAY
1 -		***43.864***	2:17.146		77.93	4.633	11:53:05.026
2 -	1:28.561	44.961	2:13.522		80.04	1.009	11:55:18.548
3 -	1:28.958	43.867	2:12.825	**(3)**	80.46	0.312	11:57:31.373
4 -	***1:27.891***	44.812	2:12.703	**(2)**	80.54	0.190	11:59:44.076
5 -	1:28.257	44.256	***2:12.513***	**(1)**	***80.65***		***12:01:56.589***

P5 15 Nick SMITH — Yamaha TZR 250 - Hi-Precision Engineering Ltd

IDEAL LAP TIME : 2:11.416 BEST LAP TIME : 2:11.552 DIFFERENCE : 0.136

LAP	SECTOR 1	SECTOR 2	LAP TIME		MPH	DIFF	TIME OF DAY
1 -		44.065	2:19.546		76.59	7.994	11:53:07.426
2 -	1:28.445	***43.925***	2:12.370	**(3)**	80.74	0.818	11:55:19.796
3 -	***1:27.491***	44.061	***2:11.552***	**(1)**	***81.24***		***11:57:31.348***
4 -	1:28.778	44.341	2:13.119		80.28	1.567	11:59:44.467
5 -	1:28.164	44.098	2:12.262	**(2)**	80.80	0.710	12:01:56.729

P6 61 Paul WELCH — Yamaha TZR 250 -

IDEAL LAP TIME : 2:11.924 BEST LAP TIME : 2:12.493 DIFFERENCE : 0.569

LAP	SECTOR 1	SECTOR 2	LAP TIME		MPH	DIFF	TIME OF DAY
1 -		***44.045***	2:17.592		77.67	5.099	11:53:05.472
2 -	***1:27.879***	44.908	2:12.787	**(2)**	80.49	0.294	11:55:18.259
3 -	1:28.116	44.377	***2:12.493***	**(1)**	***80.66***		***11:57:30.752***
4 -	1:28.483	44.681	2:13.164	**(3)**	80.26	0.671	11:59:43.916
5 -	1:29.376	44.217	2:13.593		80.00	1.100	12:01:57.509

Weather / Track : Bright / Dry

Snetterton 300: 2.9689 miles
Date: 05/09/2026 Start: 11:50 Finish: 12:01

BMCRC - MRO Championships - Rnd 8 @ Snetterton

Yamaha Past Masters

RACE 1 - SECTOR ANALYSIS

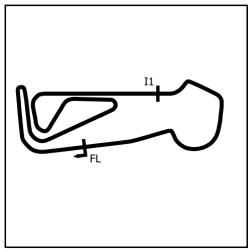

SECTOR 1 = FL to I1, SECTOR 2 = I1 to FL, DIFF = Difference To Personal Best Lap, P = Crossed Finish Line in Pit Lane, D = Time Disallowed

P7 22 Rik BALLERINI — Yamaha TZR 250 - SCLS LTD, CAMBRIDGE MC, GECKO RAC

IDEAL LAP TIME : 2:13.038 BEST LAP TIME : 2:13.387 DIFFERENCE : 0.349

LAP	SECTOR 1	SECTOR 2	LAP TIME		MPH	DIFF	TIME OF DAY
1 -		44.043	2:19.592		76.56	6.205	11:53:07.472
2 -	1:29.723	***43.664***	***2:13.387***	**(1)**	***80.12***		***11:55:20.859***
3 -	***1:29.374***	44.175	2:13.549	**(2)**	80.03	0.162	11:57:34.408
4 -	1:30.235	44.648	2:14.883	**(3)**	79.23	1.496	11:59:49.291
5 -	1:30.225	45.901	2:16.126		78.51	2.739	12:02:05.417

P8 34 C Paul NIELD — Yamaha TZR 250 - Ridesure

IDEAL LAP TIME : 2:13.823 BEST LAP TIME : 2:13.823 DIFFERENCE : 0.000

LAP	SECTOR 1	SECTOR 2	LAP TIME		MPH	DIFF	TIME OF DAY
1 -		44.444	2:19.273		76.74	5.450	11:53:07.153
2 -	***1:29.650***	***44.173***	***2:13.823***	**(1)**	***79.86***		***11:55:20.976***
3 -	1:30.172	44.752	2:14.924	**(2)**	79.21	1.101	11:57:35.900
4 -	1:31.022	44.941	2:15.963	**(3)**	78.61	2.140	11:59:51.863
5 -	1:31.785	44.992	2:16.777		78.14	2.954	12:02:08.640

P9 5 Steve MOODY — Yamaha TZR 250 -

IDEAL LAP TIME : 2:15.795 BEST LAP TIME : 2:16.271 DIFFERENCE : 0.476

LAP	SECTOR 1	SECTOR 2	LAP TIME		MPH	DIFF	TIME OF DAY
1 -		***44.959***	2:21.529		75.51	5.258	11:53:09.409
2 -	1:31.048	45.223	***2:16.271***	**(1)**	***78.43***		***11:55:25.680***
3 -	1:31.348	45.297	2:16.645	**(2)**	78.21	0.374	11:57:42.325
4 -	***1:30.836***	46.192	2:17.028		77.99	0.757	11:59:59.353
5 -	1:31.377	45.385	2:16.762	**(3)**	78.15	0.491	12:02:16.115

P10 70 Andrew BURSCOUGH — Yamaha YPVS 350 - Mad biker designs/Martitanium

IDEAL LAP TIME : 2:20.689 BEST LAP TIME : 2:20.689 DIFFERENCE : 0.000

LAP	SECTOR 1	SECTOR 2	LAP TIME		MPH	DIFF	TIME OF DAY
1 -		46.839	2:26.042		73.18	5.353	11:53:13.922
2 -	1:34.360	48.489	2:22.849		74.82	2.160	11:55:36.771
3 -	1:34.166	46.966	2:21.132	**(2)**	75.73	0.443	11:57:57.903
4 -	1:34.303	47.223	2:21.526	**(3)**	75.52	0.837	12:00:19.429
5 -	***1:34.092***	***46.597***	***2:20.689***	**(1)**	***75.96***		***12:02:40.118***

P11 626 C Jamie HORNER — Yamaha TZR 250 - TRENT TRACTORS AND MOWERS

IDEAL LAP TIME : 2:19.574 BEST LAP TIME : 2:20.265 DIFFERENCE : 0.691

LAP	SECTOR 1	SECTOR 2	LAP TIME		MPH	DIFF	TIME OF DAY
1 -		47.050	2:27.181		72.61	6.916	11:53:15.061
2 -	1:33.727	48.786	2:22.513		74.99	2.248	11:55:37.574
3 -	1:35.607	46.460	2:22.067	**(3)**	75.23	1.802	11:57:59.641
4 -	***1:33.463***	46.851	2:20.314	**(2)**	76.17	0.049	12:00:19.955
5 -	1:34.154	***46.111***	***2:20.265***	**(1)**	***76.19***		***12:02:40.220***

P12 18 Marc PRENTICE — Yamaha TZR 250 - Hard graft ??

IDEAL LAP TIME : 2:19.215 BEST LAP TIME : 2:19.215 DIFFERENCE : 0.000

LAP	SECTOR 1	SECTOR 2	LAP TIME		MPH	DIFF	TIME OF DAY
1 -		47.529	2:29.046		71.70	9.831	11:53:16.926
2 -	1:34.285	47.092	2:21.377	**(3)**	75.59	2.162	11:55:38.303
3 -	1:34.572	46.642	2:21.214	**(2)**	75.68	1.999	11:57:59.517
4 -	1:35.224	46.869	2:22.093		75.21	2.878	12:00:21.610
5 -	***1:33.627***	***45.588***	***2:19.215***	**(1)**	***76.77***		***12:02:40.825***

BMCRC - MRO Championships - Rnd 8 @ Snetterton

Yamaha Past Masters

RACE 1 - SECTOR ANALYSIS

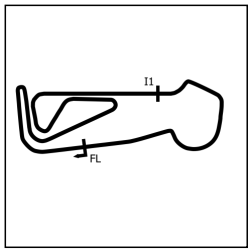

SECTOR 1 = FL to I1, SECTOR 2 = I1 to FL, DIFF = Difference To Personal Best Lap, P = Crossed Finish Line in Pit Lane, D = Time Disallowed

P13 73 C Colvin TURNER — Yamaha TZR 250 -

IDEAL LAP TIME : 2:19.095 BEST LAP TIME : 2:19.095 DIFFERENCE : 0.000

LAP	SECTOR 1	SECTOR 2	LAP TIME		MPH	DIFF	TIME OF DAY
1 -		47.094	2:27.208		72.60	8.113	11:53:15.088
2 -	1:33.820	48.786	2:22.606	(3)	74.94	3.511	11:55:37.694
3 -	1:35.786	47.751	2:23.537		74.46	4.442	11:58:01.231
4 -	1:34.012	47.301	2:21.313	(2)	75.63	2.218	12:00:22.544
5 -	***1:32.715***	***46.380***	***2:19.095***	***(1)***	***76.84***		***12:02:41.639***

P14 333 C Mark STUBBERFIELD — Yamaha TZR 250 - Polished concrete London

IDEAL LAP TIME : 2:20.971 BEST LAP TIME : 2:20.971 DIFFERENCE : 0.000

LAP	SECTOR 1	SECTOR 2	LAP TIME		MPH	DIFF	TIME OF DAY
1 -		47.655	2:30.398		71.06	9.427	11:53:18.278
2 -	1:33.782	48.033	2:21.815	(3)	75.36	0.844	11:55:40.093
3 -	***1:33.538***	***47.433***	***2:20.971***	***(1)***	***75.81***		***11:58:01.064***
4 -	1:33.650	47.534	2:21.184	(2)	75.70	0.213	12:00:22.248
5 -	1:34.297	47.565	2:21.862		75.34	0.891	12:02:44.110

P15 50 JC Chris WHITLOCK — Yamaha TZR 250 - TVC technology solutions

IDEAL LAP TIME : 2:20.451 BEST LAP TIME : 2:21.401 DIFFERENCE : 0.950

LAP	SECTOR 1	SECTOR 2	LAP TIME		MPH	DIFF	TIME OF DAY
1 -		***46.793***	2:27.445		72.48	6.044	11:53:15.325
2 -	1:34.562	47.940	2:22.502	(3)	75.00	1.101	11:55:37.827
3 -	1:36.040	47.781	2:23.821		74.31	2.420	11:58:01.648
4 -	1:34.336	47.065	***2:21.401***	***(1)***	***75.58***		***12:00:23.049***
5 -	***1:33.658***	47.925	2:21.583	(2)	75.48	0.182	12:02:44.632

P16 199 C Michael FROST — Yamaha TZR 250 -

IDEAL LAP TIME : 2:19.007 BEST LAP TIME : 2:20.179 DIFFERENCE : 1.172

LAP	SECTOR 1	SECTOR 2	LAP TIME		MPH	DIFF	TIME OF DAY
1 -		47.355	2:31.642		70.48	11.463	11:53:19.522
2 -	1:35.515	47.004	2:22.519		74.99	2.340	11:55:42.041
3 -	1:35.112	46.981	2:22.093	(3)	75.21	1.914	11:58:04.134
4 -	1:34.069	***46.110***	***2:20.179***	***(1)***	***76.24***		***12:00:24.313***
5 -	***1:32.897***	48.125	2:21.022	(2)	75.79	0.843	12:02:45.335

P17 2 Paul TOLAND — Yamaha TZR 250 - Kippers keys

IDEAL LAP TIME : 2:21.306 BEST LAP TIME : 2:21.306 DIFFERENCE : 0.000

LAP	SECTOR 1	SECTOR 2	LAP TIME		MPH	DIFF	TIME OF DAY
1 -		48.065	2:28.788		71.83	7.482	11:53:16.668
2 -	***1:34.146***	***47.160***	***2:21.306***	***(1)***	***75.63***		***11:55:37.974***
3 -	1:35.240	47.630	2:22.870	(3)	74.80	1.564	11:58:00.844
4 -	1:35.324	47.452	2:22.776	(2)	74.85	1.470	12:00:23.620
5 -	1:37.475	47.482	2:24.957		73.73	3.651	12:02:48.577

P18 55 C Nick SHORTER — Yamaha TZR 2501KT - Humanicks Consulting Ltd

IDEAL LAP TIME : 2:22.434 BEST LAP TIME : 2:22.963 DIFFERENCE : 0.529

LAP	SECTOR 1	SECTOR 2	LAP TIME		MPH	DIFF	TIME OF DAY
1 -		48.917	2:36.359		68.35	13.396	11:53:24.239
2 -	1:36.522	48.384	2:24.906		73.75	1.943	11:55:49.145
3 -	1:35.881	48.640	2:24.521	(3)	73.95	1.558	11:58:13.666
4 -	***1:34.177***	48.786	***2:22.963***	***(1)***	***74.76***		***12:00:36.629***
5 -	1:35.019	***48.257***	2:23.276	(2)	74.59	0.313	12:02:59.905

BMCRC - MRO Championships - Rnd 8 @ Snetterton

Yamaha Past Masters

RACE 1 - SECTOR ANALYSIS

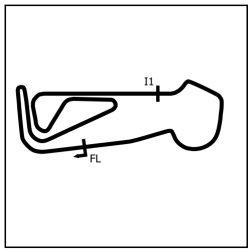

SECTOR 1 = FL to I1, SECTOR 2 = I1 to FL, DIFF = Difference To Personal Best Lap, P = Crossed Finish Line in Pit Lane, D = Time Disallowed

P19 69 C Mark ELLERAY — Yamaha TZR250 - Abbot Solutions Ltd

IDEAL LAP TIME : 2:22.261 BEST LAP TIME : 2:22.261 DIFFERENCE : 0.000

LAP	SECTOR 1	SECTOR 2	LAP TIME		MPH	DIFF	TIME OF DAY
1 -		48.693	2:36.840		68.14	14.579	11:53:24.720
2 -	1:36.784	48.218	2:25.002		73.70	2.741	11:55:49.722
3 -	1:35.744	48.678	2:24.422	(3)	74.00	2.161	11:58:14.144
4 -	1:36.077	47.671	2:23.748	(2)	74.35	1.487	12:00:37.892
5 -	***1:34.867***	***47.394***	***2:22.261***	**(1)**	***75.13***		***12:03:00.153***

P20 67 C Mark BAILEY — Yamaha TZR 250 - Elite AC Ltd. madbikerdesigns

IDEAL LAP TIME : 2:23.663 BEST LAP TIME : 2:23.978 DIFFERENCE : 0.315

LAP	SECTOR 1	SECTOR 2	LAP TIME		MPH	DIFF	TIME OF DAY
1 -		49.290	2:34.602		69.13	10.624	11:53:22.482
2 -	1:35.466	49.124	2:24.590	(3)	73.91	0.612	11:55:47.072
3 -	1:35.671	49.632	2:25.303		73.55	1.325	11:58:12.375
4 -	***1:34.929***	49.049	***2:23.978***	**(1)**	***74.23***		***12:00:36.353***
5 -	1:35.469	***48.734***	2:24.203	(2)	74.11	0.225	12:03:00.556

P21 77 JC Adam COLLINS — Yamaha TZR 250 - 2 Cows Racing

IDEAL LAP TIME : 2:22.956 BEST LAP TIME : 2:23.819 DIFFERENCE : 0.863

LAP	SECTOR 1	SECTOR 2	LAP TIME		MPH	DIFF	TIME OF DAY
1 -		48.141	2:33.635		69.56	9.816	11:53:21.515
2 -	***1:35.505***	48.314	***2:23.819***	**(1)**	***74.31***		***11:55:45.334***
3 -	1:36.292	48.779	2:25.071	(2)	73.67	1.252	11:58:10.405
4 -	1:37.015	49.466	2:26.481		72.96	2.662	12:00:36.886
5 -	1:37.857	***47.451***	2:25.308	(3)	73.55	1.489	12:03:02.194

P22 39 Daniel NORTH — Yamaha TZR 250 - ROAM Cafe Bistro

IDEAL LAP TIME : 2:24.626 BEST LAP TIME : 2:24.856 DIFFERENCE : 0.230

LAP	SECTOR 1	SECTOR 2	LAP TIME		MPH	DIFF	TIME OF DAY
1 -		48.731	2:37.807		67.72	12.951	11:53:25.687
2 -	1:38.389	49.059	2:27.448	(3)	72.48	2.592	11:55:53.135
3 -	1:38.701	49.154	2:27.855		72.28	2.999	11:58:20.990
4 -	1:37.216	***48.076***	2:25.292	(2)	73.56	0.436	12:00:46.282
5 -	***1:36.550***	48.306	***2:24.856***	**(1)**	***73.78***		***12:03:11.138***

P23 62 JC David PATERSON — Yamaha TZR 250 - The love of a good woman

IDEAL LAP TIME : 2:26.190 BEST LAP TIME : 2:26.190 DIFFERENCE : 0.000

LAP	SECTOR 1	SECTOR 2	LAP TIME		MPH	DIFF	TIME OF DAY
1 -		50.250	2:37.820		67.72	11.630	11:53:25.700
2 -	1:37.187	49.253	2:26.440	(2)	72.98	0.250	11:55:52.140
3 -	1:38.600	49.747	2:28.347		72.04	2.157	11:58:20.487
4 -	1:37.375	49.113	2:26.488	(3)	72.96	0.298	12:00:46.975
5 -	***1:37.149***	***49.041***	***2:26.190***	**(1)**	***73.11***		***12:03:13.165***

P24 31 C Abigail MARSHALL — Yamaha TZR 250 - Len Whalin Racing and Macrae Racing

IDEAL LAP TIME : 2:20.763 BEST LAP TIME : 2:20.954 DIFFERENCE : 0.191

LAP	SECTOR 1	SECTOR 2	LAP TIME		MPH	DIFF	TIME OF DAY
1 -		***46.916***	2:26.360		73.02	5.406	11:53:14.240
2 -	1:33.878	IN PIT	3:30.899	**P**	50.67	1:09.945	11:56:45.139
3 -	OUTLAP	48.044	2:22.753		74.87	1.799	11:59:07.892
4 -	1:34.331	47.304	2:21.635	(2)	75.46	0.681	12:01:29.527
5 -	***1:33.847***	47.107	***2:20.954***	**(1)**	***75.82***		***12:03:50.481***

BMCRC - MRO Championships - Rnd 8 @ Snetterton

Yamaha Past Masters

RACE 1 - SECTOR ANALYSIS

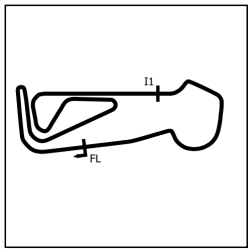

SECTOR 1 = FL to I1, SECTOR 2 = I1 to FL, DIFF = Difference To Personal Best Lap, P = Crossed Finish Line in Pit Lane, D = Time Disallowed

P25 19 JC Dean FARNWORTH — Yamaha TZR 250 2MA - DMFS ltd

IDEAL LAP TIME : 2:35.098 BEST LAP TIME : 2:35.403 DIFFERENCE : 0.305

LAP	SECTOR 1	SECTOR 2	LAP TIME		MPH	DIFF	TIME OF DAY
1 -		52.309	2:47.766		63.70	12.363	11:53:35.646
2 -	1:44.549	***52.166***	2:36.715	**(3)**	68.20	1.312	11:56:12.361
3 -	1:44.357	52.875	2:37.232		67.97	1.829	11:58:49.593
4 -	1:43.404	53.070	2:36.474	**(2)**	68.30	1.071	12:01:26.067
5 -	***1:42.932***	52.471	***2:35.403***	**(1)**	***68.77***		***12:04:01.470***

P26 100 JC Will DYER — Yamaha TZR 250 - Mad Biker Designs

IDEAL LAP TIME : 2:44.318 BEST LAP TIME : 2:44.318 DIFFERENCE : 0.000

LAP	SECTOR 1	SECTOR 2	LAP TIME		MPH	DIFF	TIME OF DAY
1 -		56.248	2:53.966		61.43	9.648	11:53:41.846
2 -	1:49.773	56.073	2:45.846	**(3)**	64.44	1.528	11:56:27.692
3 -	1:49.838	55.817	2:45.655	**(2)**	64.52	1.337	11:59:13.347
4 -	***1:49.072***	***55.246***	***2:44.318***	**(1)**	***65.04***		***12:01:57.665***

P27 10 JC Hugh BRIGHTON — Yamaha TZR 250 2MA -

IDEAL LAP TIME : 2:34.008 BEST LAP TIME : 2:34.026 DIFFERENCE : 0.018

LAP	SECTOR 1	SECTOR 2	LAP TIME		MPH	DIFF	TIME OF DAY
1 -		***51.754***	2:41.495		66.18	7.469	11:53:29.375
2 -	***1:42.254***	51.772	***2:34.026***	**(1)**	***69.39***		***11:56:03.401***
3 -	1:42.506	51.805	2:34.311	**(2)**	69.26	0.285	11:58:37.712
4 -	1:53.801						

BMCRC - MRO Championships - Rnd 8 @ Snetterton

Yamaha Past Masters

RACE 1 - BEST SECTORS

	SECTOR 1		SECTOR 2	
POS	NO	TIME	NO	TIME
1	**51**	**1:26.824**	**51**	**42.995**
2	**52**	**1:27.151**	**52**	**43.418**
3	**15**	**1:27.491**	**22**	**43.664**
4	**61**	**1:27.879**	**27**	**43.864**
5	**166**	**1:27.888**	**166**	**43.892**
6	**27**	**1:27.891**	**15**	**43.925**
7	**22**	**1:29.374**	**61**	**44.045**
8	**34**	**1:29.650**	**34**	**44.173**
9	**5**	**1:30.836**	**5**	**44.959**
10	**73**	**1:32.715**	**18**	**45.588**
11	**199**	**1:32.897**	**199**	**46.110**
12	**626**	**1:33.463**	**626**	**46.111**
13	**333**	**1:33.538**	**73**	**46.380**
14	**18**	**1:33.627**	**70**	**46.597**
15	**50**	**1:33.658**	**50**	**46.793**
16	**31**	**1:33.847**	**31**	**46.916**
17	**70**	**1:34.092**	**2**	**47.160**
18	**2**	**1:34.146**	**69**	**47.394**
19	**55**	**1:34.177**	**333**	**47.433**
20	**69**	**1:34.867**	**77**	**47.451**
21	**67**	**1:34.929**	**39**	**48.076**
22	**77**	**1:35.505**	**55**	**48.257**
23	**39**	**1:36.550**	**67**	**48.734**
24	**62**	**1:37.149**	**62**	**49.041**
25	**10**	**1:42.254**	**10**	**51.754**
26	**19**	**1:42.932**	**19**	**52.166**
27	**100**	**1:49.072**	**100**	**55.246**

IDEAL / BEST COMPARISON

POS	NO	NAME	IDEAL	BEST	DIFF
		PERFECT LAP	**2:09.819**		
1	**51**	WHOLEY	2:09.819	2:09.884	**0.065**
2	**52**	SMITH	2:10.569	2:10.614	**0.045**
3	**15**	SMITH	2:11.416	2:11.552	**0.136**
4	**27**	HAYWARD	2:11.755	2:12.513	**0.758**
5	**166**	RIDLEY	2:11.780	2:11.950	**0.170**
6	**61**	WELCH	2:11.924	2:12.493	**0.569**
7	**22**	BALLERINI	2:13.038	2:13.387	**0.349**
8	**34**	NIELD	2:13.823	2:13.823	**0.000**
9	**5**	MOODY	2:15.795	2:16.271	**0.476**
10	**199**	FROST	2:19.007	2:20.179	**1.172**
11	**73**	TURNER	2:19.095	2:19.095	**0.000**
12	**18**	PRENTICE	2:19.215	2:19.215	**0.000**
13	**626**	HORNER	2:19.574	2:20.265	**0.691**
14	**50**	WHITLOCK	2:20.451	2:21.401	**0.950**
15	**70**	BURSCOUGH	2:20.689	2:20.689	**0.000**
16	**31**	MARSHALL	2:20.763	2:20.954	**0.191**
17	**333**	STUBBERFIELD	2:20.971	2:20.971	**0.000**
18	**2**	TOLAND	2:21.306	2:21.306	**0.000**
19	**69**	ELLERAY	2:22.261	2:22.261	**0.000**
20	**55**	SHORTER	2:22.434	2:22.963	**0.529**
21	**77**	COLLINS	2:22.956	2:23.819	**0.863**
22	**67**	BAILEY	2:23.663	2:23.978	**0.315**
23	**39**	NORTH	2:24.626	2:24.856	**0.230**
24	**62**	PATERSON	2:26.190	2:26.190	**0.000**
25	**10**	BRIGHTON	2:34.008	2:34.026	**0.018**
26	**19**	FARNWORTH	2:35.098	2:35.403	**0.305**
27	**100**	DYER	2:44.318	2:44.318	**0.000**

Weather / Track : Bright / Dry

Snetterton 300: 2.9689 miles
Date: 05/09/2026 Start: 11:50 Finish: 12:01

Results can be found at www.tsl-timing.com

Printed - 12:05 Saturday, 05 September 2026

BMCRC - MRO Championships - Rnd 8 @ Snetterton

Yamaha Past Masters

RACE 1 - STATISTICS

Competitors Started	27
Planned Start	2026-09-05 @ 11:15:00.000
Actual Start	2026-09-05 @ 11:50:47.879
Finish Time	2026-09-05 @ 12:01:44.515
Track Length	2.9689mi.
Total Laps	132
Total Distance Covered	391.8963mi.

Session Fastest Lap History

NO	CL	NAME	LAP TIME	TIME OF DAY	LAP	VEHICLE
51		**Kevin WHOLEY**	**2:10.244**	11:55:13.867	2	Yamaha TZR 250
51		**Kevin WHOLEY**	**2:09.884**	11:57:23.751	3	Yamaha TZR 250

Session Leader History

NO	CL	NAME	FROM LAP	LAPS LED	DISTANCE	VEHICLE
51		**Kevin WHOLEY**	1	5	14.84 miles	Yamaha TZR 250

Flag History

TYPE	TIME OF DAY
GREEN	11:50:47.879
FINISH	12:01:44.515

Flag Statistics

TYPE	COUNT	TOTAL LAPS	TOTAL TIME
Green	1	5	13:21.792
Red	0	0	0.000
Safety Car	0	0	0.000
FCY	0	0	0.000

BMCRC - MRO Championships - Rnd 8 @ Snetterton

Yamaha Past Masters

RACE 1 - STATISTICS

CLASS : 12 Starters

Fastest Lap History

NO	NAME	LAP TIME	TIME OF DAY	LAP	VEHICLE
51	**Kevin WHOLEY**	**2:10.244**	11:55:13.867	2	Yamaha TZR 250
51	**Kevin WHOLEY**	**2:09.884**	11:57:23.751	3	Yamaha TZR 250

Leader History

NO	NAME	FROM LAP	LAPS LED	DISTANCE	VEHICLE
51	**Kevin WHOLEY**	1	5	14.84 miles	Yamaha TZR 250

BMCRC - MRO Championships - Rnd 8 @ Snetterton

Yamaha Past Masters

RACE 1 - STATISTICS

CLASS : C

9 Starters

Fastest Lap History

NO	NAME	LAP TIME	TIME OF DAY	LAP	VEHICLE
34	**Paul NIELD**	**2:13.823**	11:55:20.976	2	Yamaha TZR 250

Leader History

NO	NAME	FROM LAP	LAPS LED	DISTANCE	VEHICLE
34	**Paul NIELD**	1	5	14.84 miles	Yamaha TZR 250

BMCRC - MRO Championships - Rnd 8 @ Snetterton

Yamaha Past Masters

RACE 1 - STATISTICS

CLASS : JC

6 Starters

Fastest Lap History

NO	NAME	LAP TIME	TIME OF DAY	LAP	VEHICLE
50	**Chris WHITLOCK**	**2:22.502**	11:55:37.827	2	Yamaha TZR 250
50	**Chris WHITLOCK**	**2:21.401**	12:00:23.049	4	Yamaha TZR 250

Leader History

NO	NAME	FROM LAP	LAPS LED	DISTANCE	VEHICLE
50	**Chris WHITLOCK**	1	5	14.84 miles	Yamaha TZR 250

Weather / Track : Bright / Dry

Snetterton 300: 2.9689 miles
Date: 05/09/2026 Start: 11:50 Finish: 12:01

BMCRC - MRO Championships - Rnd 8 @ Snetterton

Yamaha Past Masters

RACE 9 - GRID (5 Laps)



These results are provisional until the conclusion of any judicial and technical matters.

Snetterton 300: 2.9689 miles

Clerk Of Course: Den Grant / Caroline Patterson	Timekeeper: Richard Evans	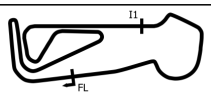

Results can be found at www.tsl-timing.com

Printed - 12:06 Saturday, 05 September 2026

BMCRC - MRO Championships - Rnd 8 @ Snetterton

Yamaha Past Masters

RACE 9 - CLASSIFICATION

Race Distance: 5 Laps / 14.84 miles

POS	NO	CL	PIC	NAME	ENTRY	LAPS	TIME	GAP	DIFF	MPH	BEST	ON	GRD	↑↓
1	51		1	Kevin WHOLEY	Yamaha TZR 250 - Twistgrip Motorcycles	5	10:53.635			81.75	2:09.085	5	1	0
2	52		2	Haydon SMITH	Yamaha TZR 250 - HI-Precision Engineering Ltd	5	11:05.593	11.958	11.958	80.28	2:11.911	3	2	0
3	166		3	Tom RIDLEY	Yamaha TZR 250 - Chamery Hall Roundhouses	5	11:08.602	14.967	3.009	79.92	2:11.530	3	4	1
4	61		4	Paul WELCH	Yamaha TZR 250 -	5	11:09.715	16.080	1.113	79.79	2:11.794	4	5	1
5	27		5	Richard HAYWARD	Yamaha TZR 250 - BC vehicle repairs/ Merlin Pipes	5	11:09.805	16.170	0.090	79.78	2:11.909	4	6	1
6	22		6	Rik BALLERINI	Yamaha TZR 250 - SCLS LTD, CAMBRIDGE MC, GECKO F	5	11:09.811	16.176	0.006	79.78	2:11.552	5	7	1
7	5		7	Steve MOODY	Yamaha TZR 250 -	5	11:15.471	21.836	5.660	79.11	2:13.427	3	9	2
8	15		8	Nick SMITH	Yamaha TZR 250 - Hi-Precision Engineering Ltd	5	11:15.761	22.126	0.290	79.08	2:12.690	4	3	-5
9	34	C	1	Paul NIELD	Yamaha TZR 250 - Ridesure	5	11:20.405	26.770	4.644	78.54	2:13.481	2	8	-1
10	70		9	Andrew BURSCOUGH	Yamaha YPVS 350 - Mad biker designs/Martitanium	5	11:51.445	57.810	31.040	75.11	2:20.455	5	14	4
11	73	C	2	Colvin TURNER	Yamaha TZR 250 -	5	11:52.359	58.724	0.914	75.01	2:20.444	5	10	-1
12	2		10	Paul TOLAND	Yamaha TZR 250 - Kippers keys	5	11:55.327	1:01.692	2.968	74.70	2:20.003	5	17	5
13	199	C	3	Michael FROST	Yamaha TZR 250 -	5	11:56.169	1:02.534	0.842	74.61	2:19.571	5	12	-1
14	333	C	4	Mark STUBBERFIELD	Yamaha TZR 250 - Polished concrete London	5	11:56.761	1:03.126	0.592	74.55	2:19.743	4	16	2
15	50	JC	1	Chris WHITLOCK	Yamaha TZR 250 - TVC technology solutions	5	11:58.524	1:04.889	1.763	74.37	2:21.223	2	18	3
16	55	C	5	Nick SHORTER	Yamaha TZR 2501KT - Humanicks Consulting Ltd	5	12:07.694	1:14.059	9.170	73.43	2:23.096	5	20	4
17	77	JC	2	Adam COLLINS	Yamaha TZR 250 - 2 Cows Racing	5	12:08.795	1:15.160	1.101	73.32	2:22.941	4	21	4
18	69	C	6	Mark ELLERAY	Yamaha TZR250 - Abbot Solutions Ltd	5	12:10.485	1:16.850	1.690	73.15	2:22.424	5	19	1
19	67	C	7	Mark BAILEY	Yamaha TZR 250 - Elite AC Ltd. madbikerdesigns	5	12:14.576	1:20.941	4.091	72.74	2:24.751	5	22	3
20	10	JC	3	Hugh BRIGHTON	Yamaha TZR 250 2MA -	5	12:50.129	1:56.494	35.553	69.39	2:31.272	5	25	5
21	100	JC	4	Will DYER	Yamaha TZR 250 - Mad Biker Designs	5	13:36.303	2:42.668	46.174	65.46	2:40.577	3	27	6
22	19	JC	5	Dean FARNWORTH	Yamaha TZR 250 2MA - DMFS ltd	4	11:08.280	1 Lap	1 Lap	63.97	2:45.716	2	26	4
					NOT CLASSIFIED									
DNF	62	JC		David PATERSON	Yamaha TZR 250 - The love of a good woman	2	5:06.354	3 Laps	2 Laps	69.77	2:30.879	2	24	
DNF	31	C		Abigail MARSHALL	Yamaha TZR 250 - Len Whalin Racing and Macrae Racing	1	2:25.854	4 Laps	1 Lap	73.27			15	
DNF	18			Marc PRENTICE	Yamaha TZR 250 - Hard graft ??	1	2:26.485	4 Laps	0.631	72.96			11	
					NOT STARTED									
NS	626	C		Jamie HORNER	Yamaha TZR 250 - TRENT TRACTORS AND MOWERS								13	
NS	39			Daniel NORTH	Yamaha TZR 250 - ROAM Cafe Bistro								23	
NS	8			David BALL	Yamaha TZR 250 - Merlin pipes								28	
					FASTEST LAP									
	51			Kevin WHOLEY	Yamaha TZR 250 - Twistgrip Motorcycles	5	2:09.085		82.79 mph		133.25 kph			
	34	C		Paul NIELD	Yamaha TZR 250 - Ridesure	2	2:13.481		80.07 mph		128.86 kph			
	50	JC		Chris WHITLOCK	Yamaha TZR 250 - TVC technology solutions	2	2:21.223		75.68 mph		121.79 kph			

Class - 92.5% of Race Speed = 75.61 mph
Class C - 92.5% of Race Speed = 72.64 mph
Class JC - 92.5% of Race Speed = 68.79 mph

Weather / Track : Bright / Dry
These results are provisional until the conclusion of any judicial and technical matters.

Date: 05/09/2026 Start: 15:35 Finish: 15:46
Snetterton 300: 2.9689 miles

Clerk Of Course: Den Grant / Caroline Patterson	Timekeeper: Richard Evans	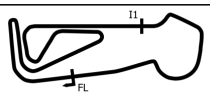

Results can be found at www.tsl-timing.com

Printed - 15:49 Saturday, 05 September 2026

BMCRC - MRO Championships - Rnd 8 @ Snetterton

Yamaha Past Masters

RACE 9 - LAP CHART

LAP 1 @ 15:37:37.838

NO	BEHIND	LAP TIME
51		2:15.059
52	1.624	2:16.683
61	4.172	2:19.231
27	4.312	2:19.371
22	5.220	2:20.279
15	5.950	2:21.009
5	6.086	2:21.145
166	6.129	2:21.188
34	6.527	2:21.586
31	10.795	2:25.854
73	11.418	2:26.477
18	11.426	2:26.485
70	11.482	2:26.541
333	15.395	2:30.454
50	15.594	2:30.653
2	15.795	2:30.854
199	16.015	2:31.074
55	17.609	2:32.668
77	17.818	2:32.877
67	18.736	2:33.795
69	19.514	2:34.573
62	20.416	2:35.475
10	26.564	2:41.623
100	31.636	2:46.695
19	33.696	2:48.755

LAP 2 @ 15:39:48.198

NO	BEHIND	LAP TIME
51		2:10.360
52	3.439	2:12.175
27	7.676	2:13.724
166	7.832	2:12.063
22	7.925	2:13.065
61	8.584	2:14.772
15	8.963	2:13.373
5	9.215	2:13.489
34	9.648	2:13.481
70	23.917	2:22.795
73	24.260	2:23.202
50	26.457	2:21.223
2	28.065	2:22.630
199	28.924	2:23.269
333	29.705	2:24.670
55	31.730	2:24.481
77	32.399	2:24.941
69	33.864	2:24.710
67	34.192	2:25.816
62	40.935	2:30.879
10	48.713	2:32.509
100	1:03.084	2:41.808
19	1:09.052	2:45.716

LAP 3 @ 15:41:57.644

NO	BEHIND	LAP TIME
51		2:09.446
52	5.904	2:11.911
166	9.916	2:11.530
22	10.750	2:12.271
61	10.980	2:11.842
27	11.038	2:12.808
15	13.095	2:13.578
5	13.196	2:13.427
34	14.232	2:14.030
70	35.298	2:20.827
73	35.762	2:20.948
50	39.363	2:22.352
2	39.544	2:20.925
199	40.808	2:21.330
333	42.334	2:22.075
55	46.530	2:24.246
77	47.459	2:24.506
69	49.600	2:25.182
67	49.734	2:24.988
10	1:11.418	2:32.151
100	1:34.215	2:40.577
19	1:47.681	2:48.075

LAP 4 @ 15:44:07.329

NO	BEHIND	LAP TIME
51		2:09.685
52	8.665	2:12.446
166	12.397	2:12.166
61	13.089	2:11.794
27	13.262	2:11.909
22	13.709	2:12.644
15	16.100	2:12.690
5	17.349	2:13.838
34	19.325	2:14.778
70	46.440	2:20.827
73	47.365	2:21.288
2	50.774	2:20.915
50	51.904	2:22.226
199	52.048	2:20.925
333	52.392	2:19.743
55	1:00.048	2:23.203
77	1:00.715	2:22.941
69	1:03.511	2:23.596
67	1:05.275	2:25.226
10	1:34.307	2:32.574
100	2:06.489	2:41.959

LAP 5 @ 15:46:16.414

NO	BEHIND	LAP TIME
51		2:09.085
52	11.958	2:12.378
19	1 Lap	2:45.734
166	14.967	2:11.655
61	16.080	2:12.076
27	16.170	2:11.993
22	16.176	2:11.552
5	21.836	2:13.572
15	22.126	2:15.111
34	26.770	2:16.530
70	57.810	2:20.455
73	58.724	2:20.444
2	1:01.692	2:20.003
199	1:02.534	2:19.571
333	1:03.126	2:19.819
50	1:04.889	2:22.070
55	1:14.059	2:23.096
77	1:15.160	2:23.530
69	1:16.850	2:22.424
67	1:20.941	2:24.751
10	1:56.494	2:31.272
100	2:42.668	2:45.264

Weather / Track : Bright / Dry

Snetterton 300: 2.9689 miles
Date: 05/09/2026 Start: 15:35 Finish: 15:46

Results can be found at www.tsl-timing.com

Printed - 15:50 Saturday, 05 September 2026

BMCRC - MRO Championships - Rnd 8 @ Snetterton

Yamaha Past Masters

RACE 9 - POSITION CHART

No	Name	Lap Pos	1	2	3	4	5
51	WHOLEY	1	51	51	51	51	51
52	SMITH	2	52	52	52	52	52
15	SMITH	3	61	27	166	166	166
166	RIDLEY	4	27	166	22	61	61
61	WELCH	5	22	22	61	27	27
27	HAYWARD	6	15	61	27	22	22
22	BALLERINI	7	5	15	15	15	5
34	NIELD	8	166	5	5	5	15
5	MOODY	9	34	34	34	34	34
73	TURNER	10	31	70	70	70	70
18	PRENTICE	11	73	73	73	73	73
199	FROST	12	18	50	50	2	2
626	HORNER	13	70	2	2	50	199
70	BURSCOUGH	14	333	199	199	199	333
31	MARSHALL	15	50	333	333	333	50
333	STUBBERFIELD	16	2	55	55	55	55
2	TOLAND	17	199	77	77	77	77
50	WHITLOCK	18	55	69	69	69	69
69	ELLERAY	19	77	67	67	67	67
55	SHORTER	20	67	62	10	10	10
77	COLLINS	21	69	10	100	100	100
67	BAILEY	22	62	100	19	19	
39	NORTH	23	10	19			
62	PATERSON	24	100				
10	BRIGHTON	25	19				
19	FARNWORTH	26					
100	DYER	27					
8	BALL	28					

Weather / Track : Bright / Dry

Snetterton 300: 2.9689 miles
Date: 05/09/2026 Start: 15:35 Finish: 15:46

Results can be found at www.tsl-timing.com

Printed - 15:51 Saturday, 05 September 2026

BMCRC - MRO Championships - Rnd 8 @ Snetterton

Yamaha Past Masters

RACE 9 - SECTOR ANALYSIS

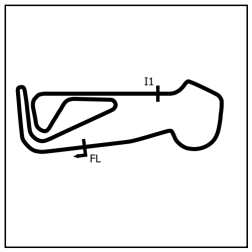

SECTOR 1 = FL to I1, SECTOR 2 = I1 to FL, DIFF = Difference To Personal Best Lap, P = Crossed Finish Line in Pit Lane, D = Time Disallowed

P1 51 Kevin WHOLEY — Yamaha TZR 250 - Twistgrip Motorcycles

IDEAL LAP TIME : 2:09.085 BEST LAP TIME : 2:09.085 DIFFERENCE : 0.000

LAP	SECTOR 1	SECTOR 2	LAP TIME		MPH	DIFF	TIME OF DAY
1 -		43.411	2:15.059		79.13	5.974	15:37:37.838
2 -	1:27.313	43.047	2:10.360		81.98	1.275	15:39:48.198
3 -	1:26.409	43.037	2:09.446	(2)	82.56	0.361	15:41:57.644
4 -	1:26.618	43.067	2:09.685	(3)	82.41	0.600	15:44:07.329
5 -	***1:26.340***	***42.745***	***2:09.085***	**(1)**	***82.79***		***15:46:16.414***

P2 52 Haydon SMITH — Yamaha TZR 250 - HI-Precision Engineering Ltd

IDEAL LAP TIME : 2:11.890 BEST LAP TIME : 2:11.911 DIFFERENCE : 0.021

LAP	SECTOR 1	SECTOR 2	LAP TIME		MPH	DIFF	TIME OF DAY
1 -		***43.701***	2:16.683		78.19	4.772	15:37:39.462
2 -	1:28.468	43.707	2:12.175	(2)	80.86	0.264	15:39:51.637
3 -	***1:28.189***	43.722	***2:11.911***	**(1)**	***81.02***		***15:42:03.548***
4 -	1:28.720	43.726	2:12.446		80.69	0.535	15:44:15.994
5 -	1:28.241	44.137	2:12.378	(3)	80.73	0.467	15:46:28.372

P3 166 Tom RIDLEY — Yamaha TZR 250 - Chamery Hall Roundhouses

IDEAL LAP TIME : 2:10.886 BEST LAP TIME : 2:11.530 DIFFERENCE : 0.644

LAP	SECTOR 1	SECTOR 2	LAP TIME		MPH	DIFF	TIME OF DAY
1 -		45.291	2:21.188		75.70	9.658	15:37:43.967
2 -	1:28.104	43.959	2:12.063	(3)	80.93	0.533	15:39:56.030
3 -	***1:27.521***	44.009	***2:11.530***	**(1)**	***81.25***		***15:42:07.560***
4 -	1:28.159	44.007	2:12.166		80.86	0.636	15:44:19.726
5 -	1:28.290	***43.365***	2:11.655	(2)	81.18	0.125	15:46:31.381

P4 61 Paul WELCH — Yamaha TZR 250 -

IDEAL LAP TIME : 2:11.424 BEST LAP TIME : 2:11.794 DIFFERENCE : 0.370

LAP	SECTOR 1	SECTOR 2	LAP TIME		MPH	DIFF	TIME OF DAY
1 -		44.296	2:19.231		76.76	7.437	15:37:42.010
2 -	1:30.151	44.621	2:14.772		79.30	2.978	15:39:56.782
3 -	1:28.177	***43.665***	2:11.842	(2)	81.06	0.048	15:42:08.624
4 -	***1:27.759***	44.035	***2:11.794***	**(1)**	***81.09***		***15:44:20.418***
5 -	1:27.899	44.177	2:12.076	(3)	80.92	0.282	15:46:32.494

P5 27 Richard HAYWARD — Yamaha TZR 250 - BC vehicle repairs/ Merlin Pipes

IDEAL LAP TIME : 2:11.321 BEST LAP TIME : 2:11.909 DIFFERENCE : 0.588

LAP	SECTOR 1	SECTOR 2	LAP TIME		MPH	DIFF	TIME OF DAY
1 -		44.318	2:19.371		76.68	7.462	15:37:42.150
2 -	1:29.414	44.310	2:13.724		79.92	1.815	15:39:55.874
3 -	1:29.289	***43.519***	2:12.808	(3)	80.47	0.899	15:42:08.682
4 -	1:28.336	43.573	***2:11.909***	**(1)**	***81.02***		***15:44:20.591***
5 -	***1:27.802***	44.191	2:11.993	(2)	80.97	0.084	15:46:32.584

P6 22 Rik BALLERINI — Yamaha TZR 250 - SCLS LTD, CAMBRIDGE MC, GECKO RAC

IDEAL LAP TIME : 2:11.428 BEST LAP TIME : 2:11.552 DIFFERENCE : 0.124

LAP	SECTOR 1	SECTOR 2	LAP TIME		MPH	DIFF	TIME OF DAY
1 -		44.630	2:20.279		76.19	8.727	15:37:43.058
2 -	1:29.123	43.942	2:13.065		80.32	1.513	15:39:56.123
3 -	1:28.425	***43.846***	2:12.271	(2)	80.80	0.719	15:42:08.394
4 -	1:28.646	43.998	2:12.644	(3)	80.57	1.092	15:44:21.038
5 -	***1:27.582***	43.970	***2:11.552***	**(1)**	***81.24***		***15:46:32.590***

BMCRC - MRO Championships - Rnd 8 @ Snetterton

Yamaha Past Masters

RACE 9 - SECTOR ANALYSIS

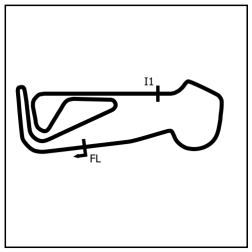

SECTOR 1 = FL to I1, SECTOR 2 = I1 to FL, DIFF = Difference To Personal Best Lap, P = Crossed Finish Line in Pit Lane, D = Time Disallowed

P7 5 Steve MOODY — Yamaha TZR 250 -

IDEAL LAP TIME : 2:13.182 BEST LAP TIME : 2:13.427 DIFFERENCE : 0.245

LAP	SECTOR 1	SECTOR 2	LAP TIME	MPH	DIFF	TIME OF DAY
1 -		45.307	2:21.145	75.72	7.718	15:37:43.924
2 -	1:29.220	***44.269***	2:13.489 **(2)**	80.06	0.062	15:39:57.413
3 -	1:29.148	44.279	***2:13.427*** **(1)**	***80.10***		***15:42:10.840***
4 -	1:29.500	44.338	2:13.838	79.85	0.411	15:44:24.678
5 -	***1:28.913***	44.659	2:13.572 **(3)**	80.01	0.145	15:46:38.250

P8 15 Nick SMITH — Yamaha TZR 250 - Hi-Precision Engineering Ltd

IDEAL LAP TIME : 2:12.496 BEST LAP TIME : 2:12.690 DIFFERENCE : 0.194

LAP	SECTOR 1	SECTOR 2	LAP TIME	MPH	DIFF	TIME OF DAY
1 -		45.571	2:21.009	75.79	8.319	15:37:43.788
2 -	1:29.247	***44.126***	2:13.373 **(2)**	80.13	0.683	15:39:57.161
3 -	1:29.342	44.236	2:13.578 **(3)**	80.01	0.888	15:42:10.739
4 -	***1:28.370***	44.320	***2:12.690*** **(1)**	***80.54***		***15:44:23.429***
5 -	1:30.036	45.075	2:15.111	79.10	2.421	15:46:38.540

P9 34 C Paul NIELD — Yamaha TZR 250 - Ridesure

IDEAL LAP TIME : 2:13.481 BEST LAP TIME : 2:13.481 DIFFERENCE : 0.000

LAP	SECTOR 1	SECTOR 2	LAP TIME	MPH	DIFF	TIME OF DAY
1 -		45.261	2:21.586	75.48	8.105	15:37:44.365
2 -	***1:29.141***	***44.340***	***2:13.481*** **(1)**	***80.07***		***15:39:57.846***
3 -	1:29.410	44.620	2:14.030 **(2)**	79.74	0.549	15:42:11.876
4 -	1:30.098	44.680	2:14.778 **(3)**	79.30	1.297	15:44:26.654
5 -	1:31.518	45.012	2:16.530	78.28	3.049	15:46:43.184

P10 70 Andrew BURSCOUGH — Yamaha YPVS 350 - Mad biker designs/Martitanium

IDEAL LAP TIME : 2:20.413 BEST LAP TIME : 2:20.455 DIFFERENCE : 0.042

LAP	SECTOR 1	SECTOR 2	LAP TIME	MPH	DIFF	TIME OF DAY
1 -		46.945	2:26.541	72.93	6.086	15:37:49.320
2 -	1:36.022	46.773	2:22.795	74.84	2.340	15:40:12.115
3 -	***1:33.713***	47.114	2:20.827 **(2)**	75.89	0.372	15:42:32.942
4 -	1:34.000	46.827	2:20.827 **(2)**	75.89	0.372	15:44:53.769
5 -	1:33.755	***46.700***	***2:20.455*** **(1)**	***76.09***		***15:47:14.224***

P11 73 C Colvin TURNER — Yamaha TZR 250 -

IDEAL LAP TIME : 2:20.444 BEST LAP TIME : 2:20.444 DIFFERENCE : 0.000

LAP	SECTOR 1	SECTOR 2	LAP TIME	MPH	DIFF	TIME OF DAY
1 -		47.634	2:26.477	72.96	6.033	15:37:49.256
2 -	1:36.248	46.954	2:23.202	74.63	2.758	15:40:12.458
3 -	1:33.643	47.305	2:20.948 **(2)**	75.82	0.504	15:42:33.406
4 -	1:33.658	47.630	2:21.288 **(3)**	75.64	0.844	15:44:54.694
5 -	***1:33.611***	***46.833***	***2:20.444*** **(1)**	***76.10***		***15:47:15.138***

P12 2 Paul TOLAND — Yamaha TZR 250 - Kippers keys

IDEAL LAP TIME : 2:20.003 BEST LAP TIME : 2:20.003 DIFFERENCE : 0.000

LAP	SECTOR 1	SECTOR 2	LAP TIME	MPH	DIFF	TIME OF DAY
1 -		48.958	2:30.854	70.85	10.851	15:37:53.633
2 -	1:35.934	46.696	2:22.630	74.93	2.627	15:40:16.263
3 -	1:33.888	47.037	2:20.925 **(3)**	75.84	0.922	15:42:37.188
4 -	1:34.104	46.811	2:20.915 **(2)**	75.84	0.912	15:44:58.103
5 -	***1:33.555***	***46.448***	***2:20.003*** **(1)**	***76.34***		***15:47:18.106***

BMCRC - MRO Championships - Rnd 8 @ Snetterton

Yamaha Past Masters

RACE 9 - SECTOR ANALYSIS

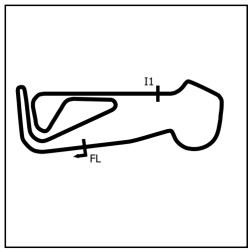

SECTOR 1 = FL to I1, SECTOR 2 = I1 to FL, DIFF = Difference To Personal Best Lap, P = Crossed Finish Line in Pit Lane, D = Time Disallowed

P13 199 C Michael FROST — Yamaha TZR 250 -

IDEAL LAP TIME : 2:19.571 BEST LAP TIME : 2:19.571 DIFFERENCE : 0.000

LAP	SECTOR 1	SECTOR 2	LAP TIME		MPH	DIFF	TIME OF DAY
1 -		47.720	2:31.074		70.74	11.503	15:37:53.853
2 -	1:35.786	47.483	2:23.269		74.60	3.698	15:40:17.122
3 -	1:34.057	47.273	2:21.330	(3)	75.62	1.759	15:42:38.452
4 -	1:33.914	47.011	2:20.925	(2)	75.84	1.354	15:44:59.377
5 -	***1:33.302***	***46.269***	***2:19.571***	***(1)***	***76.57***		***15:47:18.948***

P14 333 C Mark STUBBERFIELD — Yamaha TZR 250 - Polished concrete London

IDEAL LAP TIME : 2:19.179 BEST LAP TIME : 2:19.743 DIFFERENCE : 0.564

LAP	SECTOR 1	SECTOR 2	LAP TIME		MPH	DIFF	TIME OF DAY
1 -		48.769	2:30.454		71.03	10.711	15:37:53.233
2 -	1:36.206	48.464	2:24.670		73.87	4.927	15:40:17.903
3 -	1:34.644	47.431	2:22.075	(3)	75.22	2.332	15:42:39.978
4 -	***1:32.849***	46.894	***2:19.743***	***(1)***	***76.48***		***15:44:59.721***
5 -	1:33.489	***46.330***	2:19.819	(2)	76.44	0.076	15:47:19.540

P15 50 JC Chris WHITLOCK — Yamaha TZR 250 - TVC technology solutions

IDEAL LAP TIME : 2:21.180 BEST LAP TIME : 2:21.223 DIFFERENCE : 0.043

LAP	SECTOR 1	SECTOR 2	LAP TIME		MPH	DIFF	TIME OF DAY
1 -		48.847	2:30.653		70.94	9.430	15:37:53.432
2 -	***1:33.725***	47.498	***2:21.223***	***(1)***	***75.68***		***15:40:14.655***
3 -	1:34.897	***47.455***	2:22.352		75.08	1.129	15:42:37.007
4 -	1:34.447	47.779	2:22.226	(3)	75.14	1.003	15:44:59.233
5 -	1:34.445	47.625	2:22.070	(2)	75.23	0.847	15:47:21.303

P16 55 C Nick SHORTER — Yamaha TZR 2501KT - Humanicks Consulting Ltd

IDEAL LAP TIME : 2:22.979 BEST LAP TIME : 2:23.096 DIFFERENCE : 0.117

LAP	SECTOR 1	SECTOR 2	LAP TIME		MPH	DIFF	TIME OF DAY
1 -		49.169	2:32.668		70.00	9.572	15:37:55.447
2 -	1:36.133	48.348	2:24.481		73.97	1.385	15:40:19.928
3 -	1:36.058	48.188	2:24.246	(3)	74.09	1.150	15:42:44.174
4 -	1:35.232	***47.971***	2:23.203	(2)	74.63	0.107	15:45:07.377
5 -	***1:35.008***	48.088	***2:23.096***	***(1)***	***74.69***		***15:47:30.473***

P17 77 JC Adam COLLINS — Yamaha TZR 250 - 2 Cows Racing

IDEAL LAP TIME : 2:22.823 BEST LAP TIME : 2:22.941 DIFFERENCE : 0.118

LAP	SECTOR 1	SECTOR 2	LAP TIME		MPH	DIFF	TIME OF DAY
1 -		48.019	2:32.877		69.91	9.936	15:37:55.656
2 -	1:37.278	47.663	2:24.941		73.74	2.000	15:40:20.597
3 -	1:36.390	48.116	2:24.506	(3)	73.96	1.565	15:42:45.103
4 -	***1:35.252***	47.689	***2:22.941***	***(1)***	***74.77***		***15:45:08.044***
5 -	1:35.959	***47.571***	2:23.530	(2)	74.46	0.589	15:47:31.574

P18 69 C Mark ELLERAY — Yamaha TZR250 - Abbot Solutions Ltd

IDEAL LAP TIME : 2:22.424 BEST LAP TIME : 2:22.424 DIFFERENCE : 0.000

LAP	SECTOR 1	SECTOR 2	LAP TIME		MPH	DIFF	TIME OF DAY
1 -		48.222	2:34.573		69.14	12.149	15:37:57.352
2 -	1:36.876	47.834	2:24.710	(3)	73.85	2.286	15:40:22.062
3 -	1:36.566	48.616	2:25.182		73.61	2.758	15:42:47.244
4 -	1:35.480	48.116	2:23.596	(2)	74.43	1.172	15:45:10.840
5 -	***1:34.815***	***47.609***	***2:22.424***	***(1)***	***75.04***		***15:47:33.264***

BMCRC - MRO Championships - Rnd 8 @ Snetterton

Yamaha Past Masters

RACE 9 - SECTOR ANALYSIS

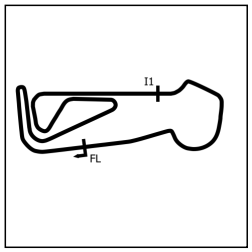

SECTOR 1 = FL to I1, SECTOR 2 = I1 to FL, DIFF = Difference To Personal Best Lap, P = Crossed Finish Line in Pit Lane, D = Time Disallowed

P19 67 C Mark BAILEY — Yamaha TZR 250 - Elite AC Ltd. madbikerdesigns

IDEAL LAP TIME : 2:23.929 BEST LAP TIME : 2:24.751 DIFFERENCE : 0.822

LAP	SECTOR 1	SECTOR 2	LAP TIME		MPH	DIFF	TIME OF DAY
1 -		***48.540***	2:33.795		69.49	9.044	15:37:56.574
2 -	1:36.945	48.871	2:25.816		73.29	1.065	15:40:22.390
3 -	1:36.349	48.639	2:24.988	**(2)**	73.71	0.237	15:42:47.378
4 -	1:36.383	48.843	2:25.226	**(3)**	73.59	0.475	15:45:12.604
5 -	***1:35.389***	49.362	***2:24.751***	**(1)**	***73.83***		***15:47:37.355***

P20 10 JC Hugh BRIGHTON — Yamaha TZR 250 2MA -

IDEAL LAP TIME : 2:31.015 BEST LAP TIME : 2:31.272 DIFFERENCE : 0.257

LAP	SECTOR 1	SECTOR 2	LAP TIME		MPH	DIFF	TIME OF DAY
1 -		51.362	2:41.623		66.12	10.351	15:38:04.402
2 -	1:41.539	50.970	2:32.509	**(3)**	70.08	1.237	15:40:36.911
3 -	***1:40.339***	51.812	2:32.151	**(2)**	70.24	0.879	15:43:09.062
4 -	1:41.197	51.377	2:32.574		70.05	1.302	15:45:41.636
5 -	1:40.596	***50.676***	***2:31.272***	**(1)**	***70.65***		***15:48:12.908***

P21 100 JC Will DYER — Yamaha TZR 250 - Mad Biker Designs

IDEAL LAP TIME : 2:39.774 BEST LAP TIME : 2:40.577 DIFFERENCE : 0.803

LAP	SECTOR 1	SECTOR 2	LAP TIME		MPH	DIFF	TIME OF DAY
1 -		***53.242***	2:46.695		64.11	6.118	15:38:09.474
2 -	1:47.737	54.071	2:41.808	**(2)**	66.05	1.231	15:40:51.282
3 -	***1:46.532***	54.045	***2:40.577***	**(1)**	***66.56***		***15:43:31.859***
4 -	1:48.162	53.797	2:41.959	**(3)**	65.99	1.382	15:46:13.818
5 -	1:49.505	55.759	2:45.264		64.67	4.687	15:48:59.082

P22 19 JC Dean FARNWORTH — Yamaha TZR 250 2MA - DMFS ltd

IDEAL LAP TIME : 2:43.768 BEST LAP TIME : 2:45.716 DIFFERENCE : 1.948

LAP	SECTOR 1	SECTOR 2	LAP TIME		MPH	DIFF	TIME OF DAY
1 -		***54.313***	2:48.755		63.33	3.039	15:38:11.534
2 -	1:50.124	55.592	***2:45.716***	**(1)**	***64.49***		***15:40:57.250***
3 -	1:50.722	57.353	2:48.075	**(3)**	63.59	2.359	15:43:45.325
4 -	***1:49.455***	56.279	2:45.734	**(2)**	64.48	0.018	15:46:31.059

P23 62 JC David PATERSON — Yamaha TZR 250 - The love of a good woman

IDEAL LAP TIME : 2:29.880 BEST LAP TIME : 2:30.879 DIFFERENCE : 0.999

LAP	SECTOR 1	SECTOR 2	LAP TIME		MPH	DIFF	TIME OF DAY
1 -		***49.785***	2:35.475		68.74	4.596	15:37:58.254
2 -	***1:40.095***	50.784	***2:30.879***	**(1)**	***70.83***		***15:40:29.133***

P24 31 C Abigail MARSHALL — Yamaha TZR 250 - Len Whalin Racing and Macrae Racing

IDEAL LAP TIME : BEST LAP TIME : DIFFERENCE :

LAP	SECTOR 1	SECTOR 2	LAP TIME	MPH	DIFF	TIME OF DAY
1 -		***47.680***	2:25.854	73.27		15:37:48.633

P25 18 Marc PRENTICE — Yamaha TZR 250 - Hard graft ??

IDEAL LAP TIME : BEST LAP TIME : DIFFERENCE :

LAP	SECTOR 1	SECTOR 2	LAP TIME	MPH	DIFF	TIME OF DAY
1 -		***47.449***	2:26.485	72.96		15:37:49.264

BMCRC - MRO Championships - Rnd 8 @ Snetterton

Yamaha Past Masters

RACE 9 - BEST SECTORS

	SECTOR 1		SECTOR 2	
POS	NO	TIME	NO	TIME
1	**51**	**1:26.340**	**51**	**42.745**
2	**166**	**1:27.521**	**166**	**43.365**
3	**22**	**1:27.582**	**27**	**43.519**
4	**61**	**1:27.759**	**61**	**43.665**
5	**27**	**1:27.802**	**52**	**43.701**
6	**52**	**1:28.189**	**22**	**43.846**
7	**15**	**1:28.370**	**15**	**44.126**
8	**5**	**1:28.913**	**5**	**44.269**
9	**34**	**1:29.141**	**34**	**44.340**
10	**333**	**1:32.849**	**199**	**46.269**
11	**199**	**1:33.302**	**333**	**46.330**
12	**2**	**1:33.555**	**2**	**46.448**
13	**73**	**1:33.611**	**70**	**46.700**
14	**70**	**1:33.713**	**73**	**46.833**
15	**50**	**1:33.725**	**18**	**47.449**
16	**69**	**1:34.815**	**50**	**47.455**
17	**55**	**1:35.008**	**77**	**47.571**
18	**77**	**1:35.252**	**69**	**47.609**
19	**67**	**1:35.389**	**31**	**47.680**
20	**62**	**1:40.095**	**55**	**47.971**
21	**10**	**1:40.339**	**67**	**48.540**
22	**100**	**1:46.532**	**62**	**49.785**
23	**19**	**1:49.455**	**10**	**50.676**
24			**100**	**53.242**
25			**19**	**54.313**

IDEAL / BEST COMPARISON

POS	NO	NAME	IDEAL	BEST	DIFF
		PERFECT LAP	**2:09.085**		
1	**51**	WHOLEY	2:09.085	2:09.085	**0.000**
2	**166**	RIDLEY	2:10.886	2:11.530	**0.644**
3	**27**	HAYWARD	2:11.321	2:11.909	**0.588**
4	**61**	WELCH	2:11.424	2:11.794	**0.370**
5	**22**	BALLERINI	2:11.428	2:11.552	**0.124**
6	**52**	SMITH	2:11.890	2:11.911	**0.021**
7	**15**	SMITH	2:12.496	2:12.690	**0.194**
8	**5**	MOODY	2:13.182	2:13.427	**0.245**
9	**34**	NIELD	2:13.481	2:13.481	**0.000**
10	**333**	STUBBERFIELD	2:19.179	2:19.743	**0.564**
11	**199**	FROST	2:19.571	2:19.571	**0.000**
12	**2**	TOLAND	2:20.003	2:20.003	**0.000**
13	**70**	BURSCOUGH	2:20.413	2:20.455	**0.042**
14	**73**	TURNER	2:20.444	2:20.444	**0.000**
15	**50**	WHITLOCK	2:21.180	2:21.223	**0.043**
16	**69**	ELLERAY	2:22.424	2:22.424	**0.000**
17	**77**	COLLINS	2:22.823	2:22.941	**0.118**
18	**55**	SHORTER	2:22.979	2:23.096	**0.117**
19	**67**	BAILEY	2:23.929	2:24.751	**0.822**
20	**62**	PATERSON	2:29.880	2:30.879	**0.999**
21	**10**	BRIGHTON	2:31.015	2:31.272	**0.257**
22	**100**	DYER	2:39.774	2:40.577	**0.803**
23	**19**	FARNWORTH	2:43.768	2:45.716	**1.948**
24	**18**	PRENTICE			
25	**31**	MARSHALL			

Weather / Track : Bright / Dry

Snetterton 300: 2.9689 miles
Date: 05/09/2026 Start: 15:35 Finish: 15:46

Results can be found at www.tsl-timing.com

Printed - 15:50 Saturday, 05 September 2026

BMCRC - MRO Championships - Rnd 8 @ Snetterton

Yamaha Past Masters

RACE 9 - STATISTICS

Competitors Started	25
Planned Start	2026-09-05 @ 14:30:00.000
Actual Start	2026-09-05 @ 15:35:22.778
Finish Time	2026-09-05 @ 15:46:16.413
Track Length	2.9689mi.
Total Laps	113
Total Distance Covered	335.4870mi.

Session Fastest Lap History

NO	CL	NAME	LAP TIME	TIME OF DAY	LAP	VEHICLE
51		**Kevin WHOLEY**	**2:10.360**	15:39:48.198	2	Yamaha TZR 250
51		**Kevin WHOLEY**	**2:09.446**	15:41:57.644	3	Yamaha TZR 250
51		**Kevin WHOLEY**	**2:09.085**	15:46:16.414	5	Yamaha TZR 250

Session Leader History

NO	CL	NAME	FROM LAP	LAPS LED	DISTANCE	VEHICLE
51		**Kevin WHOLEY**	1	5	14.84 miles	Yamaha TZR 250

Flag History

TYPE	TIME OF DAY
GREEN	15:35:22.778
FINISH	15:46:16.413

Flag Statistics

TYPE	COUNT	TOTAL LAPS	TOTAL TIME
Green	1	5	13:42.201
Red	0	0	0.000
Safety Car	0	0	0.000
FCY	0	0	0.000

BMCRC - MRO Championships - Rnd 8 @ Snetterton

Yamaha Past Masters

RACE 9 - STATISTICS

CLASS : 11 Starters

Fastest Lap History

NO	NAME	LAP TIME	TIME OF DAY	LAP	VEHICLE
51	**Kevin WHOLEY**	**2:10.360**	15:39:48.198	2	Yamaha TZR 250
51	**Kevin WHOLEY**	**2:09.446**	15:41:57.644	3	Yamaha TZR 250
51	**Kevin WHOLEY**	**2:09.085**	15:46:16.414	5	Yamaha TZR 250

Leader History

NO	NAME	FROM LAP	LAPS LED	DISTANCE	VEHICLE
51	**Kevin WHOLEY**	1	5	14.84 miles	Yamaha TZR 250

BMCRC - MRO Championships - Rnd 8 @ Snetterton

Yamaha Past Masters

RACE 9 - STATISTICS

CLASS : C

8 Starters

Fastest Lap History

NO	NAME	LAP TIME	TIME OF DAY	LAP	VEHICLE
34	**Paul NIELD**	**2:13.481**	15:39:57.846	2	Yamaha TZR 250

Leader History

NO	NAME	FROM LAP	LAPS LED	DISTANCE	VEHICLE
34	**Paul NIELD**	1	5	14.84 miles	Yamaha TZR 250

BMCRC - MRO Championships - Rnd 8 @ Snetterton

Yamaha Past Masters

RACE 9 - STATISTICS

CLASS : JC

6 Starters

Fastest Lap History

NO	NAME	LAP TIME	TIME OF DAY	LAP	VEHICLE
50	**Chris WHITLOCK**	**2:21.223**	15:40:14.655	2	Yamaha TZR 250

Leader History

NO	NAME	FROM LAP	LAPS LED	DISTANCE	VEHICLE
50	**Chris WHITLOCK**	1	5	14.84 miles	Yamaha TZR 250

BMCRC - MRO Championships - Rnd 8 @ Snetterton

Yamaha Past Masters

RACE 2 - GRID (7 Laps)



These results are provisional until the conclusion of any judicial and technical matters.

Snetterton 300: 2.9689 miles

Clerk Of Course: Den Grant / Caroline Patterson	Timekeeper: Richard Evans	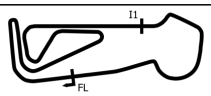

Results can be found at www.tsl-timing.com

Printed - 15:54 Saturday, 05 September 2026

BMCRC - MRO Championships - Rnd 8 @ Snetterton

Yamaha Past Masters

RACE 2 - CLASSIFICATION

Race Distance: 6 Laps / 17.81 miles

POS	NO	CL	PIC	NAME	ENTRY	LAPS	TIME	GAP	DIFF	MPH	BEST	ON	GRD	↑↓
1	51		1	Kevin WHOLEY	Yamaha TZR 250 - Twistgrip Motorcycles	6	13:10.496			81.12	2:09.987	6	1	0
2	52		2	Haydon SMITH	Yamaha TZR 250 - HI-Precision Engineering Ltd	6	13:16.817	6.321	6.321	80.48	2:10.901	6	6	4
3	166		3	Tom RIDLEY	Yamaha TZR 250 - Chamery Hall Roundhouses	6	13:16.885	6.389	0.068	80.47	2:11.011	6	2	-1
4	22		4	Rik BALLERINI	Yamaha TZR 250 - SCLS LTD, CAMBRIDGE MC, GECKO R	6	13:30.688	20.192	13.803	79.10	2:13.655	3	3	-1
5	27		5	Richard HAYWARD	Yamaha TZR 250 - BC vehicle repairs/ Merlin Pipes	6	13:30.776	20.280	0.088	79.09	2:13.942	3	5	0
6	15		6	Nick SMITH	Yamaha TZR 250 - Hi-Precision Engineering Ltd	6	13:30.897	20.401	0.121	79.08	2:13.238	3	7	1
7	5		7	Steve MOODY	Yamaha TZR 250 -	6	13:31.695	21.199	0.798	79.00	2:13.665	2	8	1
8	34	C	1	Paul NIELD	Yamaha TZR 250 - Ridesure	6	13:33.610	23.114	1.915	78.81	2:13.347	2	9	1
9	70		8	Andrew BURSCOUGH	Yamaha YPVS 350 - Mad biker designs/Martitanium	6	14:15.929	1:05.433	42.319	74.92	2:21.156	2	14	5
10	333	C	2	Mark STUBBERFIELD	Yamaha TZR 250 - Polished concrete London	6	14:19.869	1:09.373	3.940	74.57	2:20.979	5	11	1
11	31	C	3	Abigail MARSHALL	Yamaha TZR 250 - Len Whalin Racing and Macrae Racing	6	14:21.301	1:10.805	1.432	74.45	2:21.189	4	21	10
12	50	JC	1	Chris WHITLOCK	Yamaha TZR 250 - TVC technology solutions	6	14:26.015	1:15.519	4.714	74.05	2:22.322	4	15	3
13	626	C	4	Jamie HORNER	Yamaha TZR 250 - TRENT TRACTORS AND MOWERS	6	14:27.009	1:16.513	0.994	73.96	2:22.228	6	26	13
14	73	C	5	Colvin TURNER	Yamaha TZR 250 -	6	14:37.144	1:26.648	10.135	73.11	2:23.495	6	13	-1
15	55	C	6	Nick SHORTER	Yamaha TZR 2501KT - Humanicks Consulting Ltd	6	14:38.437	1:27.941	1.293	73.00	2:23.010	6	19	4
16	67	C	7	Mark BAILEY	Yamaha TZR 250 - Elite AC Ltd. madbikerdesigns	6	14:39.576	1:29.080	1.139	72.90	2:24.131	6	20	4
17	69*	C	8	Mark ELLERAY	Yamaha TZR250 - Abbot Solutions Ltd	6	14:40.032	1:29.536	0.456	72.87	2:23.761	6	16	-1
18	18		9	Marc PRENTICE	Yamaha TZR 250 - Hard graft ??	6	14:40.581	1:30.085	0.549	72.82	2:24.493	6	17	-1
19	100	JC	2	Will DYER	Yamaha TZR 250 - Mad Biker Designs	5	13:50.500	1 Lap	1 Lap	64.34	2:44.349	2	24	5
20	19	JC	3	Dean FARNWORTH	Yamaha TZR 250 2MA - DMFS ltd	5	13:52.829	1 Lap	2.329	64.16	2:43.628	2	25	5

NOT CLASSIFIED

DNF	61			Paul WELCH	Yamaha TZR 250 -	4	9:02.422	2 Laps	1 Lap	78.81	2:14.129	2	4	
DNF	77	JC		Adam COLLINS	Yamaha TZR 250 - 2 Cows Racing	4	9:50.251	2 Laps	47.829	72.43	2:24.439	2	18	
DNF	62	JC		David PATERSON	Yamaha TZR 250 - The love of a good woman	3	7:45.284	3 Laps	1 Lap	68.91	2:33.610	3	22	
DNF	199	C		Michael FROST	Yamaha TZR 250 -	1	2:31.401	5 Laps	2 Laps	70.59			10	

NOT STARTED

NS	2		Paul TOLAND	Yamaha TZR 250 - Kippers keys		12
NS	10	JC	Hugh BRIGHTON	Yamaha TZR 250 2MA -		23
NS	39		Daniel NORTH	Yamaha TZR 250 - ROAM Cafe Bistro		27

FASTEST LAP

	51		Kevin WHOLEY	Yamaha TZR 250 - Twistgrip Motorcycles	6	2:09.987	82.22 mph	132.32 kph
	34	C	Paul NIELD	Yamaha TZR 250 - Ridesure	2	2:13.347	80.15 mph	128.99 kph
	50	JC	Chris WHITLOCK	Yamaha TZR 250 - TVC technology solutions	4	2:22.322	75.09 mph	120.85 kph

#69 - No working transponder, please check and fix for your next race.
Class - 92.5% of Race Speed = 75.03 mph
Class C - 92.5% of Race Speed = 72.89 mph
Class JC - 92.5% of Race Speed = 68.49 mph

Weather / Track : Bright / Dry
These results are provisional until the conclusion of any judicial and technical matters.

Date: 06/09/2026 Start: 10:42 Finish: 10:55
Snetterton 300: 2.9689 miles

Clerk Of Course: Den Grant / Caroline Patterson	Timekeeper: Richard Evans	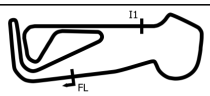

Results can be found at www.tsl-timing.com

Printed - 10:57 Sunday, 06 September 2026

BMCRC - MRO Championships - Rnd 8 @ Snetterton

Yamaha Past Masters

RACE 2 - LAP CHART

LAP 1 @ 10:44:42.825

NO	BEHIND	LAP TIME
51		2:16.356
52	0.853	2:17.209
166	1.786	2:18.142
61	2.332	2:18.688
22	2.940	2:19.296
27	3.927	2:20.283
5	4.341	2:20.697
15	4.970	2:21.326
34	5.397	2:21.753
70	8.858	2:25.214
333	13.148	2:29.504
626	13.313	2:29.669
31	14.019	2:30.375
73	14.172	2:30.528
50	14.434	2:30.790
199	15.045	2:31.401
55	15.483	2:31.839
77	17.080	2:33.436
18	17.789	2:34.145
69	17.848	2:34.204
67	18.306	2:34.662
62	21.674	2:38.030
100	34.583	2:50.939
19	35.672	2:52.028

LAP 2 @ 10:46:54.022

NO	BEHIND	LAP TIME
51		2:11.197
166	2.561	2:11.972
52	2.705	2:13.049
61	5.264	2:14.129
22	5.972	2:14.229
5	6.809	2:13.665
27	6.835	2:14.105
34	7.547	2:13.347
15	7.695	2:13.922
70	18.817	2:21.156
31	25.766	2:22.944
333	26.098	2:24.147
50	26.642	2:23.405
626	26.673	2:24.557
73	27.225	2:24.250
55	29.477	2:25.191
77	30.322	2:24.439
67	32.135	2:25.026
18	32.294	2:25.702
69	32.579	2:25.928
62	44.121	2:33.644
100	1:07.735	2:44.349
19	1:08.103	2:43.628

LAP 3 @ 10:49:04.528

NO	BEHIND	LAP TIME
51		2:10.506
166	3.494	2:11.439
52	4.345	2:12.146
22	9.121	2:13.655
61	9.938	2:15.180
27	10.271	2:13.942
15	10.427	2:13.238
5	10.692	2:14.389
34	11.192	2:14.151
70	30.020	2:21.709
333	37.483	2:21.891
31	37.511	2:22.251
50	39.618	2:23.482
626	40.555	2:24.388
55	44.830	2:25.859
67	46.051	2:24.422
18	46.561	2:24.773
77	46.987	2:27.171
69	47.007	2:24.934
73	47.046	2:30.327
62	1:07.225	2:33.610
100	1:41.996	2:44.767
19	1:43.118	2:45.521

LAP 4 @ 10:51:15.632

NO	BEHIND	LAP TIME
51		2:11.104
166	4.614	2:12.224
52	4.819	2:11.578
22	12.362	2:14.345
61	13.259	2:14.425
15	13.377	2:14.054
27	13.405	2:14.238
5	13.707	2:14.119
34	14.161	2:14.073
70	41.128	2:22.212
31	47.596	2:21.189
333	48.097	2:21.718
50	50.836	2:22.322
626	52.403	2:22.952
67	1:00.507	2:25.560
55	1:00.600	2:26.874
73	1:00.780	2:24.838
77	1:01.088	2:25.205
18	1:01.132	2:25.675
69	1:01.171	2:25.268

LAP 5 @ 10:53:26.978

NO	BEHIND	LAP TIME
51		2:11.346
166	5.365	2:12.097
52	5.407	2:11.934
100	1 Lap	2:46.069
19	1 Lap	2:45.710
22	15.739	2:14.723
15	16.178	2:14.147
27	16.240	2:14.181
5	16.828	2:14.467
34	17.223	2:14.408
70	51.813	2:22.031
333	57.730	2:20.979
31	58.662	2:22.412
50	1:02.229	2:22.739
626	1:04.272	2:23.215
73	1:13.140	2:23.706
55	1:14.918	2:25.664
67	1:14.936	2:25.775
18	1:15.579	2:25.793
69	1:15.762	2:25.936

LAP 6 @ 10:55:36.965

NO	BEHIND	LAP TIME
51		2:09.987
52	6.321	2:10.901
166	6.389	2:11.011
22	20.192	2:14.440
27	20.280	2:14.027
15	20.401	2:14.210
5	21.199	2:14.358
34	23.114	2:15.878
100	1 Lap	2:44.376
19	1 Lap	2:45.942
70	1:05.433	2:23.607
333	1:09.373	2:21.630
31	1:10.805	2:22.130
50	1:15.519	2:23.277
626	1:16.513	2:22.228
73	1:26.648	2:23.495
55	1:27.941	2:23.010
67	1:29.080	2:24.131
69	1:29.536	2:23.761
18	1:30.085	2:24.493

Weather / Track : Bright / Dry

Snetterton 300: 2.9689 miles
Date: 06/09/2026 Start: 10:42 Finish: 10:55

Results can be found at www.tsl-timing.com

Printed - 10:58 Sunday, 06 September 2026

BMCRC - MRO Championships - Rnd 8 @ Snetterton

Yamaha Past Masters

RACE 2 - POSITION CHART

No	Name	Lap Pos	1	2	3	4	5	6
51	WHOLEY	1	51	51	51	51	51	51
166	RIDLEY	2	52	166	166	166	166	52
22	BALLERINI	3	166	52	52	52	52	166
61	WELCH	4	61	61	22	22	22	22
27	HAYWARD	5	22	22	61	61	15	27
52	SMITH	6	27	5	27	15	27	15
15	SMITH	7	5	27	15	27	5	5
5	MOODY	8	15	34	5	5	34	34
34	NIELD	9	34	15	34	34	70	70
199	FROST	10	70	70	70	70	333	333
333	STUBBERFIELD	11	333	31	333	31	31	31
2	TOLAND	12	626	333	31	333	50	50
73	TURNER	13	31	50	50	50	626	626
70	BURSCOUGH	14	73	626	626	626	73	73
50	WHITLOCK	15	50	73	55	67	55	55
69	ELLERAY	16	199	55	67	55	67	67
18	PRENTICE	17	55	77	18	73	18	69
77	COLLINS	18	77	67	77	77	69	18
55	SHORTER	19	18	18	69	18	100	
67	BAILEY	20	69	69	73	69	19	
31	MARSHALL	21	67	62	62	100		
62	PATERSON	22	62	100	100	19		
10	BRIGHTON	23	100	19	19			
100	DYER	24	19					
19	FARNWORTH	25						
626	HORNER	26						
39	NORTH	27						

Weather / Track : Bright / Dry

Snetterton 300: 2.9689 miles
Date: 06/09/2026 Start: 10:42 Finish: 10:55

Results can be found at www.tsl-timing.com

Printed - 10:58 Sunday, 06 September 2026

BMCRC - MRO Championships - Rnd 8 @ Snetterton

Yamaha Past Masters

RACE 2 - SECTOR ANALYSIS

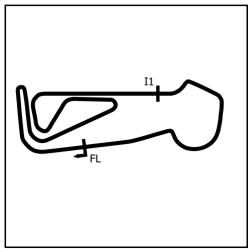

SECTOR 1 = FL to I1, SECTOR 2 = I1 to FL, DIFF = Difference To Personal Best Lap, P = Crossed Finish Line in Pit Lane, D = Time Disallowed

P1 51 Kevin WHOLEY — Yamaha TZR 250 - Twistgrip Motorcycles

IDEAL LAP TIME : 2:09.750 BEST LAP TIME : 2:09.987 DIFFERENCE : 0.237

LAP	SECTOR 1	SECTOR 2	LAP TIME		MPH	DIFF	TIME OF DAY
1 -		43.443	2:16.356		78.38	6.369	10:44:42.825
2 -	1:27.708	43.489	2:11.197		81.46	1.210	10:46:54.022
3 -	1:27.129	43.377	2:10.506	(2)	81.89	0.519	10:49:04.528
4 -	1:27.985	***43.119***	2:11.104	(3)	81.52	1.117	10:51:15.632
5 -	1:26.899	44.447	2:11.346		81.37	1.359	10:53:26.978
6 -	***1:26.631***	43.356	***2:09.987***	**(1)**	***82.22***		***10:55:36.965***

P2 52 Haydon SMITH — Yamaha TZR 250 - HI-Precision Engineering Ltd

IDEAL LAP TIME : 2:10.565 BEST LAP TIME : 2:10.901 DIFFERENCE : 0.336

LAP	SECTOR 1	SECTOR 2	LAP TIME		MPH	DIFF	TIME OF DAY
1 -		43.859	2:17.209		77.89	6.308	10:44:43.678
2 -	1:28.656	44.393	2:13.049		80.33	2.148	10:46:56.727
3 -	1:28.467	43.679	2:12.146		80.88	1.245	10:49:08.873
4 -	1:28.188	***43.390***	2:11.578	(2)	81.23	0.677	10:51:20.451
5 -	1:28.001	43.933	2:11.934	(3)	81.01	1.033	10:53:32.385
6 -	***1:27.175***	43.726	***2:10.901***	**(1)**	***81.65***		***10:55:43.286***

P3 166 Tom RIDLEY — Yamaha TZR 250 - Chamery Hall Roundhouses

IDEAL LAP TIME : 2:10.856 BEST LAP TIME : 2:11.011 DIFFERENCE : 0.155

LAP	SECTOR 1	SECTOR 2	LAP TIME		MPH	DIFF	TIME OF DAY
1 -		43.873	2:18.142		77.36	7.131	10:44:44.611
2 -	1:27.792	44.180	2:11.972	(3)	80.98	0.961	10:46:56.583
3 -	1:27.784	***43.655***	2:11.439	(2)	81.31	0.428	10:49:08.022
4 -	1:28.289	43.935	2:12.224		80.83	1.213	10:51:20.246
5 -	1:28.117	43.980	2:12.097		80.91	1.086	10:53:32.343
6 -	***1:27.201***	43.810	***2:11.011***	**(1)**	***81.58***		***10:55:43.354***

P4 22 Rik BALLERINI — Yamaha TZR 250 - SCLS LTD, CAMBRIDGE MC, GECKO RAC

IDEAL LAP TIME : 2:13.308 BEST LAP TIME : 2:13.655 DIFFERENCE : 0.347

LAP	SECTOR 1	SECTOR 2	LAP TIME		MPH	DIFF	TIME OF DAY
1 -		44.458	2:19.296		76.72	5.641	10:44:45.765
2 -	1:29.294	44.935	2:14.229	(2)	79.62	0.574	10:46:59.994
3 -	***1:29.277***	44.378	***2:13.655***	**(1)**	***79.96***		***10:49:13.649***
4 -	1:30.314	***44.031***	2:14.345	(3)	79.55	0.690	10:51:27.994
5 -	1:30.171	44.552	2:14.723		79.33	1.068	10:53:42.717
6 -	1:30.053	44.387	2:14.440		79.50	0.785	10:55:57.157

P5 27 Richard HAYWARD — Yamaha TZR 250 - BC vehicle repairs/ Merlin Pipes

IDEAL LAP TIME : 2:13.215 BEST LAP TIME : 2:13.942 DIFFERENCE : 0.727

LAP	SECTOR 1	SECTOR 2	LAP TIME		MPH	DIFF	TIME OF DAY
1 -		44.426	2:20.283		76.18	6.341	10:44:46.752
2 -	1:29.378	44.727	2:14.105	(3)	79.69	0.163	10:47:00.857
3 -	***1:28.807***	45.135	***2:13.942***	**(1)**	***79.79***		***10:49:14.799***
4 -	1:29.585	44.653	2:14.238		79.62	0.296	10:51:29.037
5 -	1:29.312	44.869	2:14.181		79.65	0.239	10:53:43.218
6 -	1:29.619	***44.408***	2:14.027	**(2)**	79.74	0.085	10:55:57.245

P6 15 Nick SMITH — Yamaha TZR 250 - Hi-Precision Engineering Ltd

IDEAL LAP TIME : 2:12.526 BEST LAP TIME : 2:13.238 DIFFERENCE : 0.712

LAP	SECTOR 1	SECTOR 2	LAP TIME		MPH	DIFF	TIME OF DAY
1 -		44.225	2:21.326		75.62	8.088	10:44:47.795
2 -	1:30.090	43.832	2:13.922	(2)	79.80	0.684	10:47:01.717
3 -	***1:28.801***	44.437	***2:13.238***	**(1)**	***80.21***		***10:49:14.955***
4 -	1:29.426	44.628	2:14.054	(3)	79.72	0.816	10:51:29.009
5 -	1:29.658	44.489	2:14.147		79.67	0.909	10:53:43.156
6 -	1:30.485	***43.725***	2:14.210		79.63	0.972	10:55:57.366

Weather / Track : Bright / Dry

Snetterton 300: 2.9689 miles
Date: 06/09/2026 Start: 10:42 Finish: 10:55

BMCRC - MRO Championships - Rnd 8 @ Snetterton

Yamaha Past Masters

RACE 2 - SECTOR ANALYSIS

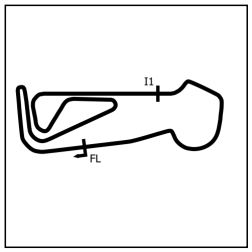

SECTOR 1 = FL to I1, SECTOR 2 = I1 to FL, DIFF = Difference To Personal Best Lap, P = Crossed Finish Line in Pit Lane, D = Time Disallowed

P7 5 Steve MOODY — Yamaha TZR 250 -

IDEAL LAP TIME : 2:13.286 BEST LAP TIME : 2:13.665 DIFFERENCE : 0.379

LAP	SECTOR 1	SECTOR 2	LAP TIME	MPH	DIFF	TIME OF DAY
1 -		44.564	2:20.697	75.96	7.032	10:44:47.166
2 -	***1:28.968***	44.697	***2:13.665*** ***(1)***	***79.96***		***10:47:00.831***
3 -	1:29.683	44.706	2:14.389	79.53	0.724	10:49:15.220
4 -	1:29.343	44.776	2:14.119 **(2)**	79.69	0.454	10:51:29.339
5 -	1:30.149	***44.318***	2:14.467	79.48	0.802	10:53:43.806
6 -	1:29.931	44.427	2:14.358 **(3)**	79.54	0.693	10:55:58.164

P8 34 C Paul NIELD — Yamaha TZR 250 - Ridesure

IDEAL LAP TIME : 2:13.297 BEST LAP TIME : 2:13.347 DIFFERENCE : 0.050

LAP	SECTOR 1	SECTOR 2	LAP TIME	MPH	DIFF	TIME OF DAY
1 -		44.613	2:21.753	75.39	8.406	10:44:48.222
2 -	1:28.986	***44.361***	***2:13.347*** ***(1)***	***80.15***		***10:47:01.569***
3 -	***1:28.936***	45.215	2:14.151 **(3)**	79.67	0.804	10:49:15.720
4 -	1:29.196	44.877	2:14.073 **(2)**	79.71	0.726	10:51:29.793
5 -	1:29.654	44.754	2:14.408	79.51	1.061	10:53:44.201
6 -	1:31.209	44.669	2:15.878	78.65	2.531	10:56:00.079

P9 70 Andrew BURSCOUGH — Yamaha YPVS 350 - Mad biker designs/Martitanium

IDEAL LAP TIME : 2:19.788 BEST LAP TIME : 2:21.156 DIFFERENCE : 1.368

LAP	SECTOR 1	SECTOR 2	LAP TIME	MPH	DIFF	TIME OF DAY
1 -		***46.304***	2:25.214	73.60	4.058	10:44:51.683
2 -	***1:33.484***	47.672	***2:21.156*** ***(1)***	***75.71***		***10:47:12.839***
3 -	1:34.526	47.183	2:21.709 **(2)**	75.42	0.553	10:49:34.548
4 -	1:34.764	47.448	2:22.212	75.15	1.056	10:51:56.760
5 -	1:34.691	47.340	2:22.031 **(3)**	75.25	0.875	10:54:18.791
6 -	1:35.411	48.196	2:23.607	74.42	2.451	10:56:42.398

P10 333 C Mark STUBBERFIELD — Yamaha TZR 250 - Polished concrete London

IDEAL LAP TIME : 2:20.979 BEST LAP TIME : 2:20.979 DIFFERENCE : 0.000

LAP	SECTOR 1	SECTOR 2	LAP TIME	MPH	DIFF	TIME OF DAY
1 -		48.380	2:29.504	71.49	8.525	10:44:55.973
2 -	1:35.992	48.155	2:24.147	74.14	3.168	10:47:20.120
3 -	1:34.369	47.522	2:21.891	75.32	0.912	10:49:42.011
4 -	1:34.091	47.627	2:21.718 **(3)**	75.41	0.739	10:52:03.729
5 -	***1:33.711***	***47.268***	***2:20.979*** ***(1)***	***75.81***		***10:54:24.708***
6 -	1:34.251	47.379	2:21.630 **(2)**	75.46	0.651	10:56:46.338

P11 31 C Abigail MARSHALL — Yamaha TZR 250 - Len Whalin Racing and Macrae Racing

IDEAL LAP TIME : 2:21.034 BEST LAP TIME : 2:21.189 DIFFERENCE : 0.155

LAP	SECTOR 1	SECTOR 2	LAP TIME	MPH	DIFF	TIME OF DAY
1 -		47.612	2:30.375	71.07	9.186	10:44:56.844
2 -	1:35.234	47.710	2:22.944	74.77	1.755	10:47:19.788
3 -	1:34.480	47.771	2:22.251 **(3)**	75.13	1.062	10:49:42.039
4 -	1:33.922	***47.267***	***2:21.189*** ***(1)***	***75.70***		***10:52:03.228***
5 -	***1:33.767***	48.645	2:22.412	75.05	1.223	10:54:25.640
6 -	1:34.424	47.706	2:22.130 **(2)**	75.19	0.941	10:56:47.770

P12 50 JC Chris WHITLOCK — Yamaha TZR 250 - TVC technology solutions

IDEAL LAP TIME : 2:22.322 BEST LAP TIME : 2:22.322 DIFFERENCE : 0.000

LAP	SECTOR 1	SECTOR 2	LAP TIME	MPH	DIFF	TIME OF DAY
1 -		48.965	2:30.790	70.88	8.468	10:44:57.259
2 -	1:35.618	47.787	2:23.405	74.53	1.083	10:47:20.664
3 -	1:35.823	47.659	2:23.482	74.49	1.160	10:49:44.146
4 -	***1:34.727***	***47.595***	***2:22.322*** ***(1)***	***75.09***		***10:52:06.468***
5 -	1:34.756	47.983	2:22.739 **(2)**	74.87	0.417	10:54:29.207
6 -	1:35.075	48.202	2:23.277 **(3)**	74.59	0.955	10:56:52.484

BMCRC - MRO Championships - Rnd 8 @ Snetterton

Yamaha Past Masters

RACE 2 - SECTOR ANALYSIS

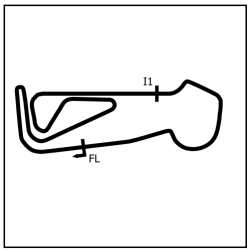

SECTOR 1 = FL to I1, SECTOR 2 = I1 to FL, DIFF = Difference To Personal Best Lap, P = Crossed Finish Line in Pit Lane, D = Time Disallowed

P13 626 C Jamie HORNER — Yamaha TZR 250 - TRENT TRACTORS AND MOWERS

IDEAL LAP TIME : 2:22.102 BEST LAP TIME : 2:22.228 DIFFERENCE : 0.126

LAP	SECTOR 1	SECTOR 2	LAP TIME		MPH	DIFF	TIME OF DAY
1 -		47.919	2:29.669		71.41	7.441	10:44:56.138
2 -	1:36.082	48.475	2:24.557		73.93	2.329	10:47:20.695
3 -	1:36.209	48.179	2:24.388		74.02	2.160	10:49:45.083
4 -	1:35.160	***47.792***	2:22.952	**(2)**	74.76	0.724	10:52:08.035
5 -	1:35.145	48.070	2:23.215	**(3)**	74.62	0.987	10:54:31.250
6 -	***1:34.310***	47.918	***2:22.228***	**(1)**	***75.14***		***10:56:53.478***

P14 73 C Colvin TURNER — Yamaha TZR 250 -

IDEAL LAP TIME : 2:21.619 BEST LAP TIME : 2:23.495 DIFFERENCE : 1.876

LAP	SECTOR 1	SECTOR 2	LAP TIME		MPH	DIFF	TIME OF DAY
1 -		48.760	2:30.528		71.00	7.033	10:44:56.997
2 -	1:35.994	48.256	2:24.250	**(3)**	74.09	0.755	10:47:21.247
3 -	1:39.735	50.592	2:30.327		71.09	6.832	10:49:51.574
4 -	1:35.653	49.185	2:24.838		73.79	1.343	10:52:16.412
5 -	1:36.776	***46.930***	2:23.706	**(2)**	74.37	0.211	10:54:40.118
6 -	***1:34.689***	48.806	***2:23.495***	**(1)**	***74.48***		***10:57:03.613***

P15 55 C Nick SHORTER — Yamaha TZR 2501KT - Humanicks Consulting Ltd

IDEAL LAP TIME : 2:22.749 BEST LAP TIME : 2:23.010 DIFFERENCE : 0.261

LAP	SECTOR 1	SECTOR 2	LAP TIME		MPH	DIFF	TIME OF DAY
1 -		48.030	2:31.839		70.39	8.829	10:44:58.308
2 -	1:37.129	48.062	2:25.191	**(2)**	73.61	2.181	10:47:23.499
3 -	1:36.838	49.021	2:25.859		73.27	2.849	10:49:49.358
4 -	1:37.484	49.390	2:26.874		72.77	3.864	10:52:16.232
5 -	1:37.859	***47.805***	2:25.664	**(3)**	73.37	2.654	10:54:41.896
6 -	***1:34.944***	48.066	***2:23.010***	**(1)**	***74.73***		***10:57:04.906***

P16 67 C Mark BAILEY — Yamaha TZR 250 - Elite AC Ltd. madbikerdesigns

IDEAL LAP TIME : 2:23.656 BEST LAP TIME : 2:24.131 DIFFERENCE : 0.475

LAP	SECTOR 1	SECTOR 2	LAP TIME		MPH	DIFF	TIME OF DAY
1 -		48.827	2:34.662		69.10	10.531	10:45:01.131
2 -	1:36.549	48.477	2:25.026	**(3)**	73.69	0.895	10:47:26.157
3 -	***1:35.529***	48.893	2:24.422	**(2)**	74.00	0.291	10:49:50.579
4 -	1:36.355	49.205	2:25.560		73.42	1.429	10:52:16.139
5 -	1:37.305	48.470	2:25.775		73.31	1.644	10:54:41.914
6 -	1:36.004	***48.127***	***2:24.131***	**(1)**	***74.15***		***10:57:06.045***

P17 69 C Mark ELLERAY — Yamaha TZR250 - Abbot Solutions Ltd

IDEAL LAP TIME : BEST LAP TIME : 2:23.761 DIFFERENCE :

LAP	SECTOR 1	SECTOR 2	LAP TIME		MPH	DIFF	TIME OF DAY
1 -			2:34.204		69.31	10.443	10:45:00.673
2 -			2:25.928		73.24	2.167	10:47:26.601
3 -			2:24.934	**(2)**	73.74	1.173	10:49:51.535
4 -			2:25.268	**(3)**	73.57	1.507	10:52:16.803
5 -			2:25.936		73.23	2.175	10:54:42.740
6 -			***2:23.761***	**(1)**	***74.34***		***10:57:06.501***

P18 18 Marc PRENTICE — Yamaha TZR 250 - Hard graft ??

IDEAL LAP TIME : 2:23.922 BEST LAP TIME : 2:24.493 DIFFERENCE : 0.571

LAP	SECTOR 1	SECTOR 2	LAP TIME		MPH	DIFF	TIME OF DAY
1 -		48.728	2:34.145		69.33	9.652	10:45:00.614
2 -	1:36.978	48.724	2:25.702		73.35	1.209	10:47:26.316
3 -	1:36.061	48.712	2:24.773	**(2)**	73.82	0.280	10:49:51.089
4 -	***1:35.931***	49.744	2:25.675	**(3)**	73.36	1.182	10:52:16.764
5 -	1:37.802	***47.991***	2:25.793		73.30	1.300	10:54:42.557
6 -	1:36.140	48.353	***2:24.493***	**(1)**	***73.96***		***10:57:07.050***

BMCRC - MRO Championships - Rnd 8 @ Snetterton

Yamaha Past Masters

RACE 2 - SECTOR ANALYSIS

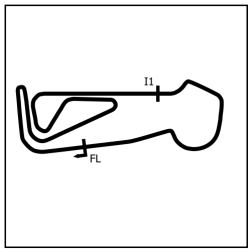

SECTOR 1 = FL to I1, SECTOR 2 = I1 to FL, DIFF = Difference To Personal Best Lap, P = Crossed Finish Line in Pit Lane, D = Time Disallowed

P19 100 JC Will DYER — Yamaha TZR 250 - Mad Biker Designs

IDEAL LAP TIME : 2:43.520 BEST LAP TIME : 2:44.349 DIFFERENCE : 0.829

LAP	SECTOR 1	SECTOR 2	LAP TIME		MPH	DIFF	TIME OF DAY
1 -		55.402	2:50.939		62.52	6.590	10:45:17.408
2 -	1:49.519	***54.830***	***2:44.349***	**(1)**	***65.03***		***10:48:01.757***
3 -	1:49.296	55.471	2:44.767	**(3)**	64.86	0.418	10:50:46.524
4 -	1:49.958	56.111	2:46.069		64.35	1.720	10:53:32.593
5 -	***1:48.690***	55.686	2:44.376	**(2)**	65.02	0.027	10:56:16.969

P20 19 JC Dean FARNWORTH — Yamaha TZR 250 2MA - DMFS ltd

IDEAL LAP TIME : 2:43.592 BEST LAP TIME : 2:43.628 DIFFERENCE : 0.036

LAP	SECTOR 1	SECTOR 2	LAP TIME		MPH	DIFF	TIME OF DAY
1 -		55.261	2:52.028		62.12	8.400	10:45:18.497
2 -	1:49.420	***54.208***	***2:43.628***	**(1)**	***65.31***		***10:48:02.125***
3 -	1:49.961	55.560	2:45.521	**(2)**	64.57	1.893	10:50:47.646
4 -	***1:49.384***	56.326	2:45.710	**(3)**	64.49	2.082	10:53:33.356
5 -	1:50.661	55.281	2:45.942		64.40	2.314	10:56:19.298

P21 61 Paul WELCH — Yamaha TZR 250 -

IDEAL LAP TIME : 2:13.130 BEST LAP TIME : 2:14.129 DIFFERENCE : 0.999

LAP	SECTOR 1	SECTOR 2	LAP TIME		MPH	DIFF	TIME OF DAY
1 -		***44.031***	2:18.688		77.06	4.559	10:44:45.157
2 -	***1:29.099***	45.030	***2:14.129***	**(1)**	***79.68***		***10:46:59.286***
3 -	1:30.054	45.126	2:15.180	**(3)**	79.06	1.051	10:49:14.466
4 -	1:29.437	44.988	2:14.425	**(2)**	79.50	0.296	10:51:28.891
5 -	1:29.334						

P22 77 JC Adam COLLINS — Yamaha TZR 250 - 2 Cows Racing

IDEAL LAP TIME : 2:23.701 BEST LAP TIME : 2:24.439 DIFFERENCE : 0.738

LAP	SECTOR 1	SECTOR 2	LAP TIME		MPH	DIFF	TIME OF DAY
1 -		***48.078***	2:33.436		69.65	8.997	10:44:59.905
2 -	1:36.218	48.221	***2:24.439***	**(1)**	***73.99***		***10:47:24.344***
3 -	1:36.556	50.615	2:27.171	**(3)**	72.62	2.732	10:49:51.515
4 -	***1:35.623***	49.582	2:25.205	**(2)**	73.60	0.766	10:52:16.720

P23 62 JC David PATERSON — Yamaha TZR 250 - The love of a good woman

IDEAL LAP TIME : 2:31.879 BEST LAP TIME : 2:33.610 DIFFERENCE : 1.731

LAP	SECTOR 1	SECTOR 2	LAP TIME		MPH	DIFF	TIME OF DAY
1 -		***50.299***	2:38.030		67.63	4.420	10:45:04.499
2 -	1:41.946	51.698	2:33.644	**(2)**	69.56	0.034	10:47:38.143
3 -	***1:41.580***	52.030	***2:33.610***	**(1)**	***69.57***		***10:50:11.753***
4 -	1:43.618						

P24 199 C Michael FROST — Yamaha TZR 250 -

IDEAL LAP TIME : BEST LAP TIME : DIFFERENCE :

LAP	SECTOR 1	SECTOR 2	LAP TIME	MPH	DIFF	TIME OF DAY
1 -		***48.737***	2:31.401	70.59		10:44:57.870

BMCRC - MRO Championships - Rnd 8 @ Snetterton

Yamaha Past Masters

RACE 2 - BEST SECTORS

	SECTOR 1		SECTOR 2	
POS	NO	TIME	NO	TIME
1	**51**	**1:26.631**	**51**	**43.119**
2	**52**	**1:27.175**	**52**	**43.390**
3	**166**	**1:27.201**	**166**	**43.655**
4	**15**	**1:28.801**	**15**	**43.725**
5	**27**	**1:28.807**	**22**	**44.031**
6	**34**	**1:28.936**	**61**	**44.031**
7	**5**	**1:28.968**	**5**	**44.318**
8	**61**	**1:29.099**	**34**	**44.361**
9	**22**	**1:29.277**	**27**	**44.408**
10	**70**	**1:33.484**	**70**	**46.304**
11	**333**	**1:33.711**	**73**	**46.930**
12	**31**	**1:33.767**	**31**	**47.267**
13	**626**	**1:34.310**	**333**	**47.268**
14	**73**	**1:34.689**	**50**	**47.595**
15	**50**	**1:34.727**	**626**	**47.792**
16	**55**	**1:34.944**	**55**	**47.805**
17	**67**	**1:35.529**	**18**	**47.991**
18	**77**	**1:35.623**	**77**	**48.078**
19	**18**	**1:35.931**	**67**	**48.127**
20	**62**	**1:41.580**	**199**	**48.737**
21	**100**	**1:48.690**	**62**	**50.299**
22	**19**	**1:49.384**	**19**	**54.208**
23			**100**	**54.830**
24				

	IDEAL / BEST COMPARISON			
POS	NO	NAME	IDEAL	BEST	DIFF
		PERFECT LAP	**2:09.750**		
1	**51**	WHOLEY	2:09.750	2:09.987	**0.237**
2	**52**	SMITH	2:10.565	2:10.901	**0.336**
3	**166**	RIDLEY	2:10.856	2:11.011	**0.155**
4	**15**	SMITH	2:12.526	2:13.238	**0.712**
5	**61**	WELCH	2:13.130	2:14.129	**0.999**
6	**27**	HAYWARD	2:13.215	2:13.942	**0.727**
7	**5**	MOODY	2:13.286	2:13.665	**0.379**
8	**34**	NIELD	2:13.297	2:13.347	**0.050**
9	**22**	BALLERINI	2:13.308	2:13.655	**0.347**
10	**70**	BURSCOUGH	2:19.788	2:21.156	**1.368**
11	**333**	STUBBERFIELD	2:20.979	2:20.979	**0.000**
12	**31**	MARSHALL	2:21.034	2:21.189	**0.155**
13	**73**	TURNER	2:21.619	2:23.495	**1.876**
14	**626**	HORNER	2:22.102	2:22.228	**0.126**
15	**50**	WHITLOCK	2:22.322	2:22.322	**0.000**
16	**55**	SHORTER	2:22.749	2:23.010	**0.261**
17	**67**	BAILEY	2:23.656	2:24.131	**0.475**
18	**77**	COLLINS	2:23.701	2:24.439	**0.738**
19	**18**	PRENTICE	2:23.922	2:24.493	**0.571**
20	**62**	PATERSON	2:31.879	2:33.610	**1.731**
21	**100**	DYER	2:43.520	2:44.349	**0.829**
22	**19**	FARNWORTH	2:43.592	2:43.628	**0.036**
23	**69**	ELLERAY		2:23.761	
24	**199**	FROST			

Weather / Track : Bright / Dry

Snetterton 300: 2.9689 miles
Date: 06/09/2026 Start: 10:42 Finish: 10:55

Results can be found at www.tsl-timing.com

Printed - 10:58 Sunday, 06 September 2026

BMCRC - MRO Championships - Rnd 8 @ Snetterton

Yamaha Past Masters

RACE 2 - STATISTICS

Competitors Started	24
Planned Start	2026-09-06 @ 09:40:00.000
Actual Start	2026-09-06 @ 10:42:26.468
Finish Time	2026-09-06 @ 10:55:36.964
Track Length	2.9689mi.
Total Laps	130
Total Distance Covered	385.9585mi.

Session Fastest Lap History

NO	CL	NAME	LAP TIME	TIME OF DAY	LAP	VEHICLE
51		**Kevin WHOLEY**	**2:11.197**	10:46:54.022	2	Yamaha TZR 250
51		**Kevin WHOLEY**	**2:10.506**	10:49:04.528	3	Yamaha TZR 250
51		**Kevin WHOLEY**	**2:09.987**	10:55:36.965	6	Yamaha TZR 250

Session Leader History

NO	CL	NAME	FROM LAP	LAPS LED	DISTANCE	VEHICLE
51		**Kevin WHOLEY**	1	6	17.81 miles	Yamaha TZR 250

Flag History

TYPE	TIME OF DAY
GREEN	10:42:26.468
FINISH	10:55:36.964

Flag Statistics

TYPE	COUNT	TOTAL LAPS	TOTAL TIME
Green	1	6	14:51.939
Red	0	0	0.000
Safety Car	0	0	0.000
FCY	0	0	0.000

BMCRC - MRO Championships - Rnd 8 @ Snetterton

Yamaha Past Masters

RACE 2 - STATISTICS

CLASS : 10 Starters

Fastest Lap History

NO	NAME	LAP TIME	TIME OF DAY	LAP	VEHICLE
51	**Kevin WHOLEY**	**2:11.197**	10:46:54.022	2	Yamaha TZR 250
51	**Kevin WHOLEY**	**2:10.506**	10:49:04.528	3	Yamaha TZR 250
51	**Kevin WHOLEY**	**2:09.987**	10:55:36.965	6	Yamaha TZR 250

Leader History

NO	NAME	FROM LAP	LAPS LED	DISTANCE	VEHICLE
51	**Kevin WHOLEY**	1	6	17.81 miles	Yamaha TZR 250

BMCRC - MRO Championships - Rnd 8 @ Snetterton

Yamaha Past Masters

RACE 2 - STATISTICS

CLASS : C

9 Starters

Fastest Lap History

NO	NAME	LAP TIME	TIME OF DAY	LAP	VEHICLE
34	**Paul NIELD**	**2:13.347**	10:47:01.569	2	Yamaha TZR 250

Leader History

NO	NAME	FROM LAP	LAPS LED	DISTANCE	VEHICLE
34	**Paul NIELD**	1	6	17.81 miles	Yamaha TZR 250

BMCRC - MRO Championships - Rnd 8 @ Snetterton

Yamaha Past Masters

RACE 2 - STATISTICS

CLASS : JC

5 Starters

Fastest Lap History

NO	NAME	LAP TIME	TIME OF DAY	LAP	VEHICLE
50	**Chris WHITLOCK**	**2:23.405**	10:47:20.664	2	Yamaha TZR 250
50	**Chris WHITLOCK**	**2:22.322**	10:52:06.468	4	Yamaha TZR 250

Leader History

NO	NAME	FROM LAP	LAPS LED	DISTANCE	VEHICLE
50	**Chris WHITLOCK**	1	6	17.81 miles	Yamaha TZR 250

BMCRC - MRO Championships - Rnd 8 @ Snetterton

Yamaha Past Masters

RACE 12 - GRID (6 Laps)

ROW 9			27 **39** Daniel NORTH		26 **10** Hugh BRIGHTON		25 **2** Paul TOLAND	
ROW 8	24 **100** Will DYER	2:44.349		23 **19** Dean FARNWORTH	2:43.628	22 **62** David PATERSON	2:33.610	
ROW 7			21 **18** Marc PRENTICE	2:24.493	20 **77** Adam COLLINS	2:24.439	19 **67** Mark BAILEY	2:24.131
ROW 6	18 **69** Mark ELLERAY	2:23.761		17 **73** Colvin TURNER	2:23.495	16 **199** Michael FROST		
ROW 5			15 **55** Nick SHORTER	2:23.010	14 **50** Chris WHITLOCK	2:22.322	13 **626** Jamie HORNER	2:22.228
ROW 4	12 **31** Abigail MARSHALL	2:21.189		11 **70** Andrew BURSCOUGH	2:21.156	10 **333** Mark STUBBERFIELD	2:20.979	
ROW 3			9 **61** Paul WELCH	2:14.129	8 **27** Richard HAYWARD	2:13.942	7 **5** Steve MOODY	2:13.665
ROW 2	6 **22** Rik BALLERINI	2:13.655		5 **34** Paul NIELD	2:13.347	4 **15** Nick SMITH	2:13.238	
ROW 1			3 **166** Tom RIDLEY	2:11.011	2 **52** Haydon SMITH	2:10.901	1 **51** Kevin WHOLEY	2:09.987

Pole

These results are provisional until the conclusion of any judicial and technical matters.

Snetterton 300: 2.9689 miles

Clerk Of Course: Den Grant / Caroline Patterson	Timekeeper: Richard Evans	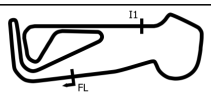

Results can be found at www.tsl-timing.com

Printed - 10:59 Sunday, 06 September 2026

BMCRC - MRO Championships - Rnd 8 @ Snetterton

Yamaha Past Masters

RACE 12 - CLASSIFICATION

Race Distance: 6 Laps / 17.81 miles

POS	NO	CL	PIC	NAME	ENTRY	LAPS	TIME	GAP	DIFF	MPH	BEST	ON	GRD	↑↓
1	**51**		1	**Kevin WHOLEY**	Yamaha TZR 250 - Twistgrip Motorcycles	**6**	13:10.115			81.16	**2:10.199**	2	1	0
2	**166**		2	**Tom RIDLEY**	Yamaha TZR 250 - Chamery Hall Roundhouses	**6**	13:17.394	**7.279**	7.279	80.42	**2:10.901**	4	3	1
3	**52**		3	**Haydon SMITH**	Yamaha TZR 250 - HI-Precision Engineering Ltd	**6**	13:19.968	**9.853**	2.574	80.16	**2:11.354**	6	2	-1
4	**22**		4	**Rik BALLERINI**	Yamaha TZR 250 - SCLS LTD, CAMBRIDGE MC, GECKO R	**6**	13:20.908	**10.793**	0.940	80.06	**2:12.111**	2	6	2
5	**61**		5	**Paul WELCH**	Yamaha TZR 250 -	**6**	13:21.992	**11.877**	1.084	79.96	**2:12.168**	3	9	4
6	**15**		6	**Nick SMITH**	Yamaha TZR 250 - Hi-Precision Engineering Ltd	**6**	13:29.187	**19.072**	7.195	79.25	**2:12.364**	3	4	-2
7	**5**		7	**Steve MOODY**	Yamaha TZR 250 -	**6**	13:35.032	**24.917**	5.845	78.68	**2:13.860**	5	7	0
8	**27**		8	**Richard HAYWARD**	Yamaha TZR 250 - BC vehicle repairs/ Merlin Pipes	**6**	13:38.437	**28.322**	3.405	78.35	**2:13.779**	5	8	0
9	**34**	C	1	**Paul NIELD**	Yamaha TZR 250 - Ridesure	**6**	13:49.116	**39.001**	10.679	77.34	**2:14.784**	2	5	-4
10	**31**	C	2	**Abigail MARSHALL**	Yamaha TZR 250 - Len Whalin Racing and Macrae Racing	**6**	13:59.442	**49.327**	10.326	76.39	**2:18.157**	6	12	2
11	**70**		9	**Andrew BURSCOUGH**	Yamaha YPVS 350 - Mad biker designs/Martitanium	**6**	13:59.754	**49.639**	0.312	76.36	**2:18.500**	6	11	0
12	**50**	JC	1	**Chris WHITLOCK**	Yamaha TZR 250 - TVC technology solutions	**6**	14:21.130	**1:11.015**	21.376	74.47	**2:21.484**	2	14	2
13	**333**	C	3	**Mark STUBBERFIELD**	Yamaha TZR 250 - Polished concrete London	**6**	14:25.835	**1:15.720**	4.705	74.06	**2:21.441**	6	10	-3
14	**199**	C	4	**Michael FROST**	Yamaha TZR 250 -	**6**	14:28.407	**1:18.292**	2.572	73.84	**2:21.302**	6	16	2
15	**55**	C	5	**Nick SHORTER**	Yamaha TZR 2501KT - Humanicks Consulting Ltd	**6**	14:29.443	**1:19.328**	1.036	73.75	**2:20.810**	6	15	0
16	**77**	JC	2	**Adam COLLINS**	Yamaha TZR 250 - 2 Cows Racing	**6**	14:29.539	**1:19.424**	0.096	73.74	**2:22.538**	5	20	4
17	**18**		10	**Marc PRENTICE**	Yamaha TZR 250 - Hard graft ??	**6**	14:30.023	**1:19.908**	0.484	73.70	**2:20.578**	6	21	4
18	**73**	C	6	**Colvin TURNER**	Yamaha TZR 250 -	**6**	14:43.065	**1:32.950**	13.042	72.62	**2:23.262**	2	17	-1
19	**69**	C	7	**Mark ELLERAY**	Yamaha TZR250 - Abbot Solutions Ltd	**6**	14:47.246	**1:37.131**	4.181	72.27	**2:25.710**	3	18	-1
20	**67**	C	8	**Mark BAILEY**	Yamaha TZR 250 - Elite AC Ltd. madbikerdesigns	**6**	14:47.579	**1:37.464**	0.333	72.25	**2:26.121**	2	19	-1
21	**100**	JC	3	**Will DYER**	Yamaha TZR 250 - Mad Biker Designs	**5**	13:20.508	**1 Lap**	1 Lap	66.75	**2:38.130**	5	24	3
22	**19**	JC	4	**Dean FARNWORTH**	Yamaha TZR 250 2MA - DMFS ltd	**5**	14:02.978	**1 Lap**	42.470	63.39	**2:42.259**	2	23	1

FASTEST LAP

51		**Kevin WHOLEY**	Yamaha TZR 250 - Twistgrip Motorcycles	**2**	2:10.199	82.09 mph	132.11 kph
34	C	**Paul NIELD**	Yamaha TZR 250 - Ridesure	**2**	2:14.784	79.29 mph	127.61 kph
50	JC	**Chris WHITLOCK**	Yamaha TZR 250 - TVC technology solutions	**2**	2:21.484	75.54 mph	121.57 kph

Class - 92.5% of Race Speed = 75.07 mph
Class C - 92.5% of Race Speed = 71.53 mph
Class JC - 92.5% of Race Speed = 68.88 mph

Weather / Track : Bright / Dry
These results are provisional until the conclusion of any judicial and technical matters.

Date: 06/09/2026 Start: 15:03 Finish: 15:16
Snetterton 300: 2.9689 miles

Clerk Of Course: Den Grant / Caroline Patterson	Timekeeper: Richard Evans	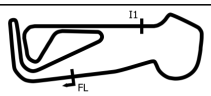

Results can be found at www.tsl-timing.com

Printed - 15:18 Sunday, 06 September 2026

BMCRC - MRO Championships - Rnd 8 @ Snetterton

Yamaha Past Masters

RACE 12 - LAP CHART

LAP 1 @ 15:05:44.445

NO	BEHIND	LAP TIME
51		2:15.413
22	3.494	2:18.907
166	3.610	2:19.023
52	4.256	2:19.669
15	4.361	2:19.774
61	4.473	2:19.886
27	5.929	2:21.342
5	6.440	2:21.853
34	6.859	2:22.272
70	8.888	2:24.301
31	10.181	2:25.594
50	11.851	2:27.264
333	15.691	2:31.104
67	17.281	2:32.694
77	17.753	2:33.166
55	17.834	2:33.247
18	17.839	2:33.252
199	17.889	2:33.302
69	21.198	2:36.611
73	21.487	2:36.900
100	30.078	2:45.491
19	31.663	2:47.076

LAP 2 @ 15:07:54.644

NO	BEHIND	LAP TIME
51		2:10.199
166	4.954	2:11.543
22	5.406	2:12.111
52	6.059	2:12.002
61	6.663	2:12.389
15	7.083	2:12.921
27	10.925	2:15.195
5	11.169	2:14.928
34	11.444	2:14.784
70	17.918	2:19.229
31	18.800	2:18.818
50	23.136	2:21.484
333	28.869	2:23.377
55	31.272	2:23.637
18	32.022	2:24.382
77	32.250	2:24.696
67	33.203	2:26.121
199	33.665	2:25.975
73	34.550	2:23.262
69	36.979	2:25.980
100	59.357	2:39.478
19	1:03.723	2:42.259

LAP 3 @ 15:10:06.239

NO	BEHIND	LAP TIME
51		2:11.595
166	4.505	2:11.146
22	6.487	2:12.676
52	6.601	2:12.137
61	7.236	2:12.168
15	7.852	2:12.364
5	13.985	2:14.411
27	14.677	2:15.347
34	15.381	2:15.532
31	25.797	2:18.592
70	26.239	2:19.916
50	35.036	2:23.495
333	41.233	2:23.959
55	43.217	2:23.540
77	43.261	2:22.606
18	44.247	2:23.820
199	45.363	2:23.293
73	46.673	2:23.718
67	47.761	2:26.153
69	51.094	2:25.710
100	1:26.952	2:39.190
19	1:36.353	2:44.225

LAP 4 @ 15:12:17.612

NO	BEHIND	LAP TIME
51		2:11.373
166	4.033	2:10.901
52	7.872	2:12.644
22	8.008	2:12.894
61	8.052	2:12.189
15	10.520	2:14.041
27	17.233	2:13.929
5	17.339	2:14.727
34	19.861	2:15.853
31	33.871	2:19.447
70	34.105	2:19.239
50	46.737	2:23.074
333	53.663	2:23.803
77	55.658	2:23.770
199	56.556	2:22.566
18	56.754	2:23.880
55	56.905	2:25.061
73	59.251	2:23.951
67	1:03.886	2:27.498
69	1:06.220	2:26.499
100	1:53.798	2:38.219

LAP 5 @ 15:14:27.925

NO	BEHIND	LAP TIME
51		2:10.313
19	1 Lap	2:48.751
166	4.914	2:11.194
52	9.721	2:12.162
22	9.833	2:12.138
61	10.104	2:12.365
15	15.405	2:15.198
27	20.699	2:13.779
5	20.886	2:13.860
34	29.713	2:20.165
70	42.361	2:18.569
31	42.392	2:18.834
50	58.886	2:22.462
333	1:05.501	2:22.151
77	1:07.883	2:22.538
199	1:08.212	2:21.969
55	1:09.740	2:23.148
18	1:10.552	2:24.111
73	1:15.509	2:26.571
67	1:21.837	2:28.264
69	1:22.508	2:26.601

LAP 6 @ 15:16:39.147

NO	BEHIND	LAP TIME
51		2:11.222
166	7.279	2:13.587
52	9.853	2:11.354
100	1 Lap	2:38.130
22	10.793	2:12.182
61	11.877	2:12.995
15	19.072	2:14.889
5	24.917	2:15.253
27	28.322	2:18.845
34	39.001	2:20.510
31	49.327	2:18.157
70	49.639	2:18.500
19	1 Lap	3:00.667
50	1:11.015	2:23.351
333	1:15.720	2:21.441
199	1:18.292	2:21.302
55	1:19.328	2:20.810
77	1:19.424	2:22.763
18	1:19.908	2:20.578
73	1:32.950	2:28.663
69	1:37.131	2:25.845
67	1:37.464	2:26.849

Weather / Track : Bright / Dry

Snetterton 300: 2.9689 miles
Date: 06/09/2026 Start: 15:03 Finish: 15:16

Results can be found at www.tsl-timing.com

Printed - 15:18 Sunday, 06 September 2026

BMCRC - MRO Championships - Rnd 8 @ Snetterton

Yamaha Past Masters

RACE 12 - POSITION CHART

No	Name	Lap Pos	1	2	3	4	5	6
51	WHOLEY	1	51	51	51	51	51	51
52	SMITH	2	22	166	166	166	166	166
166	RIDLEY	3	166	22	22	52	52	52
15	SMITH	4	52	52	52	22	22	22
34	NIELD	5	15	61	61	61	61	61
22	BALLERINI	6	61	15	15	15	15	15
5	MOODY	7	27	27	5	27	27	5
27	HAYWARD	8	5	5	27	5	5	27
61	WELCH	9	34	34	34	34	34	34
333	STUBBERFIELD	10	70	70	31	31	70	31
70	BURSCOUGH	11	31	31	70	70	31	70
31	MARSHALL	12	50	50	50	50	50	50
50	WHITLOCK	13	333	333	333	333	333	333
55	SHORTER	14	67	55	55	77	77	199
199	FROST	15	77	18	77	199	199	55
73	TURNER	16	55	77	18	18	55	77
69	ELLERAY	17	18	67	199	55	18	18
67	BAILEY	18	199	199	73	73	73	73
77	COLLINS	19	69	73	67	67	67	69
18	PRENTICE	20	73	69	69	69	69	67
19	FARNWORTH	21	100	100	100	100	100	
100	DYER	22	19	19	19	19	19	

Weather / Track : Bright / Dry

Snetterton 300: 2.9689 miles
Date: 06/09/2026 Start: 15:03 Finish: 15:16

Results can be found at www.tsl-timing.com

Printed - 15:19 Sunday, 06 September 2026

BMCRC - MRO Championships - Rnd 8 @ Snetterton

Yamaha Past Masters

RACE 12 - SECTOR ANALYSIS

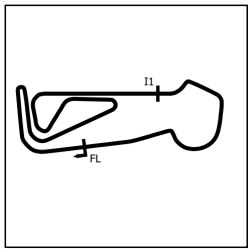

SECTOR 1 = FL to I1, SECTOR 2 = I1 to FL, DIFF = Difference To Personal Best Lap, P = Crossed Finish Line in Pit Lane, D = Time Disallowed

P1 51 Kevin WHOLEY — Yamaha TZR 250 - Twistgrip Motorcycles

IDEAL LAP TIME : 2:09.848 BEST LAP TIME : 2:10.199 DIFFERENCE : 0.351

LAP	SECTOR 1	SECTOR 2	LAP TIME	MPH	DIFF	TIME OF DAY
1 -		***43.213***	2:15.413	78.92	5.214	15:05:44.445
2 -	***1:26.635***	43.564	***2:10.199*** **(1)**	***82.09***		***15:07:54.644***
3 -	1:27.570	44.025	2:11.595	81.21	1.396	15:10:06.239
4 -	1:27.539	43.834	2:11.373	81.35	1.174	15:12:17.612
5 -	1:26.638	43.675	2:10.313 **(2)**	82.01	0.114	15:14:27.925
6 -	1:27.591	43.631	2:11.222 **(3)**	81.45	1.023	15:16:39.147

P2 166 Tom RIDLEY — Yamaha TZR 250 - Chamery Hall Roundhouses

IDEAL LAP TIME : 2:10.801 BEST LAP TIME : 2:10.901 DIFFERENCE : 0.100

LAP	SECTOR 1	SECTOR 2	LAP TIME	MPH	DIFF	TIME OF DAY
1 -		44.863	2:19.023	76.87	8.122	15:05:48.055
2 -	1:27.411	44.132	2:11.543	81.25	0.642	15:07:59.598
3 -	1:27.658	43.488	2:11.146 **(2)**	81.49	0.245	15:10:10.744
4 -	1:27.429	***43.472***	***2:10.901*** **(1)**	***81.65***		***15:12:21.645***
5 -	***1:27.329***	43.865	2:11.194 **(3)**	81.46	0.293	15:14:32.839
6 -	1:28.291	45.296	2:13.587	80.00	2.686	15:16:46.426

P3 52 Haydon SMITH — Yamaha TZR 250 - HI-Precision Engineering Ltd

IDEAL LAP TIME : 2:11.351 BEST LAP TIME : 2:11.354 DIFFERENCE : 0.003

LAP	SECTOR 1	SECTOR 2	LAP TIME	MPH	DIFF	TIME OF DAY
1 -		45.635	2:19.669	76.52	8.315	15:05:48.701
2 -	1:28.467	***43.535***	2:12.002 **(2)**	80.96	0.648	15:08:00.703
3 -	1:27.994	44.143	2:12.137 **(3)**	80.88	0.783	15:10:12.840
4 -	1:28.446	44.198	2:12.644	80.57	1.290	15:12:25.484
5 -	1:28.314	43.848	2:12.162	80.87	0.808	15:14:37.646
6 -	***1:27.816***	43.538	***2:11.354*** **(1)**	***81.36***		***15:16:49.000***

P4 22 Rik BALLERINI — Yamaha TZR 250 - SCLS LTD, CAMBRIDGE MC, GECKO RAC

IDEAL LAP TIME : 2:11.567 BEST LAP TIME : 2:12.111 DIFFERENCE : 0.544

LAP	SECTOR 1	SECTOR 2	LAP TIME	MPH	DIFF	TIME OF DAY
1 -		44.768	2:18.907	76.94	6.796	15:05:47.939
2 -	***1:28.205***	43.906	***2:12.111*** **(1)**	***80.90***		***15:08:00.050***
3 -	1:28.714	43.962	2:12.676	80.55	0.565	15:10:12.726
4 -	1:28.671	44.223	2:12.894	80.42	0.783	15:12:25.620
5 -	1:28.215	43.923	2:12.138 **(2)**	80.88	0.027	15:14:37.758
6 -	1:28.820	***43.362***	2:12.182 **(3)**	80.85	0.071	15:16:49.940

P5 61 Paul WELCH — Yamaha TZR 250 -

IDEAL LAP TIME : 2:11.927 BEST LAP TIME : 2:12.168 DIFFERENCE : 0.241

LAP	SECTOR 1	SECTOR 2	LAP TIME	MPH	DIFF	TIME OF DAY
1 -		44.390	2:19.886	76.40	7.718	15:05:48.918
2 -	1:28.408	43.981	2:12.389	80.73	0.221	15:08:01.307
3 -	1:28.161	44.007	***2:12.168*** **(1)**	***80.86***		***15:10:13.475***
4 -	***1:28.064***	44.125	2:12.189 **(2)**	80.85	0.021	15:12:25.664
5 -	1:28.502	***43.863***	2:12.365 **(3)**	80.74	0.197	15:14:38.029
6 -	1:28.571	44.424	2:12.995	80.36	0.827	15:16:51.024

P6 15 Nick SMITH — Yamaha TZR 250 - Hi-Precision Engineering Ltd

IDEAL LAP TIME : 2:12.364 BEST LAP TIME : 2:12.364 DIFFERENCE : 0.000

LAP	SECTOR 1	SECTOR 2	LAP TIME	MPH	DIFF	TIME OF DAY
1 -		45.500	2:19.774	76.46	7.410	15:05:48.806
2 -	1:28.922	43.999	2:12.921 **(2)**	80.40	0.557	15:08:01.727
3 -	***1:28.497***	***43.867***	***2:12.364*** **(1)**	***80.74***		***15:10:14.091***
4 -	1:29.728	44.313	2:14.041 **(3)**	79.73	1.677	15:12:28.132
5 -	1:29.719	45.479	2:15.198	79.05	2.834	15:14:43.330
6 -	1:29.471	45.418	2:14.889	79.23	2.525	15:16:58.219

Weather / Track : Bright / Dry

Snetterton 300: 2.9689 miles
Date: 06/09/2026 Start: 15:03 Finish: 15:16

BMCRC - MRO Championships - Rnd 8 @ Snetterton

Yamaha Past Masters

RACE 12 - SECTOR ANALYSIS

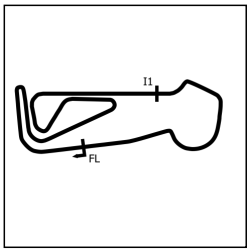

SECTOR 1 = FL to I1, SECTOR 2 = I1 to FL, DIFF = Difference To Personal Best Lap, P = Crossed Finish Line in Pit Lane, D = Time Disallowed

P7 5 Steve MOODY — Yamaha TZR 250 -

IDEAL LAP TIME : 2:13.856 BEST LAP TIME : 2:13.860 DIFFERENCE : 0.004

LAP	SECTOR 1	SECTOR 2	LAP TIME		MPH	DIFF	TIME OF DAY
1 -		44.892	2:21.853		75.34	7.993	15:05:50.885
2 -	1:29.999	44.929	2:14.928		79.21	1.068	15:08:05.813
3 -	1:29.829	44.582	2:14.411	(2)	79.51	0.551	15:10:20.224
4 -	***1:29.673***	45.054	2:14.727	(3)	79.33	0.867	15:12:34.951
5 -	1:29.677	***44.183***	***2:13.860***	(1)	***79.84***		***15:14:48.811***
6 -	1:29.778	45.475	2:15.253		79.02	1.393	15:17:04.064

P8 27 Richard HAYWARD — Yamaha TZR 250 - BC vehicle repairs/ Merlin Pipes

IDEAL LAP TIME : 2:13.505 BEST LAP TIME : 2:13.779 DIFFERENCE : 0.274

LAP	SECTOR 1	SECTOR 2	LAP TIME		MPH	DIFF	TIME OF DAY
1 -		45.006	2:21.342		75.61	7.563	15:05:50.374
2 -	1:29.986	45.209	2:15.195	(3)	79.05	1.416	15:08:05.569
3 -	1:30.602	44.745	2:15.347		78.96	1.568	15:10:20.916
4 -	***1:28.985***	44.944	2:13.929	(2)	79.80	0.150	15:12:34.845
5 -	1:29.259	***44.520***	***2:13.779***	(1)	***79.89***		***15:14:48.624***
6 -	1:29.931	48.914	2:18.845		76.97	5.066	15:17:07.469

P9 34 C Paul NIELD — Yamaha TZR 250 - Ridesure

IDEAL LAP TIME : 2:14.768 BEST LAP TIME : 2:14.784 DIFFERENCE : 0.016

LAP	SECTOR 1	SECTOR 2	LAP TIME		MPH	DIFF	TIME OF DAY
1 -		44.961	2:22.272		75.12	7.488	15:05:51.304
2 -	1:30.109	***44.675***	***2:14.784***	(1)	***79.29***		***15:08:06.088***
3 -	1:30.577	44.955	2:15.532	(2)	78.86	0.748	15:10:21.620
4 -	***1:30.093***	45.760	2:15.853	(3)	78.67	1.069	15:12:37.473
5 -	1:33.790	46.375	2:20.165		76.25	5.381	15:14:57.638
6 -	1:34.007	46.503	2:20.510		76.06	5.726	15:17:18.148

P10 31 C Abigail MARSHALL — Yamaha TZR 250 - Len Whalin Racing and Macrae Racing

IDEAL LAP TIME : 2:17.457 BEST LAP TIME : 2:18.157 DIFFERENCE : 0.700

LAP	SECTOR 1	SECTOR 2	LAP TIME		MPH	DIFF	TIME OF DAY
1 -		46.616	2:25.594		73.41	7.437	15:05:54.626
2 -	1:32.707	***46.111***	2:18.818	(3)	76.99	0.661	15:08:13.444
3 -	1:32.187	46.405	2:18.592	(2)	77.11	0.435	15:10:32.036
4 -	1:32.882	46.565	2:19.447		76.64	1.290	15:12:51.483
5 -	1:31.925	46.909	2:18.834		76.98	0.677	15:15:10.317
6 -	***1:31.346***	46.811	***2:18.157***	(1)	***77.36***		***15:17:28.474***

P11 70 Andrew BURSCOUGH — Yamaha YPVS 350 - Mad biker designs/Martitanium

IDEAL LAP TIME : 2:17.712 BEST LAP TIME : 2:18.500 DIFFERENCE : 0.788

LAP	SECTOR 1	SECTOR 2	LAP TIME		MPH	DIFF	TIME OF DAY
1 -		***46.163***	2:24.301		74.06	5.801	15:05:53.333
2 -	1:32.807	46.422	2:19.229	(3)	76.76	0.729	15:08:12.562
3 -	1:33.237	46.679	2:19.916		76.38	1.416	15:10:32.478
4 -	1:32.604	46.635	2:19.239		76.76	0.739	15:12:51.717
5 -	1:31.788	46.781	2:18.569	(2)	77.13	0.069	15:15:10.286
6 -	***1:31.549***	46.951	***2:18.500***	(1)	***77.17***		***15:17:28.786***

P12 50 JC Chris WHITLOCK — Yamaha TZR 250 - TVC technology solutions

IDEAL LAP TIME : 2:21.359 BEST LAP TIME : 2:21.484 DIFFERENCE : 0.125

LAP	SECTOR 1	SECTOR 2	LAP TIME		MPH	DIFF	TIME OF DAY
1 -		47.698	2:27.264		72.57	5.780	15:05:56.296
2 -	***1:33.676***	47.808	***2:21.484***	(1)	***75.54***		***15:08:17.780***
3 -	1:34.717	48.778	2:23.495		74.48	2.011	15:10:41.275
4 -	1:34.980	48.094	2:23.074	(3)	74.70	1.590	15:13:04.349
5 -	1:34.779	***47.683***	2:22.462	(2)	75.02	0.978	15:15:26.811
6 -	1:35.002	48.349	2:23.351		74.55	1.867	15:17:50.162

BMCRC - MRO Championships - Rnd 8 @ Snetterton

Yamaha Past Masters

RACE 12 - SECTOR ANALYSIS

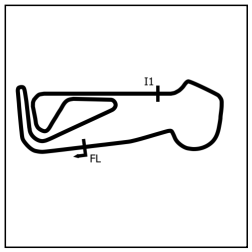

SECTOR 1 = FL to I1, SECTOR 2 = I1 to FL, DIFF = Difference To Personal Best Lap, P = Crossed Finish Line in Pit Lane, D = Time Disallowed

P13 333 C Mark STUBBERFIELD — Yamaha TZR 250 - Polished concrete London

IDEAL LAP TIME : 2:21.426 BEST LAP TIME : 2:21.441 DIFFERENCE : 0.015

LAP	SECTOR 1	SECTOR 2	LAP TIME		MPH	DIFF	TIME OF DAY
1 -		48.107	2:31.104		70.73	9.663	15:06:00.136
2 -	1:35.041	48.336	2:23.377	(3)	74.54	1.936	15:08:23.513
3 -	1:35.770	48.189	2:23.959		74.24	2.518	15:10:47.472
4 -	1:35.322	48.481	2:23.803		74.32	2.362	15:13:11.275
5 -	1:34.686	***47.465***	2:22.151	(2)	75.18	0.710	15:15:33.426
6 -	***1:33.961***	47.480	***2:21.441***	(1)	***75.56***		***15:17:54.867***

P14 199 C Michael FROST — Yamaha TZR 250 -

IDEAL LAP TIME : 2:21.302 BEST LAP TIME : 2:21.302 DIFFERENCE : 0.000

LAP	SECTOR 1	SECTOR 2	LAP TIME		MPH	DIFF	TIME OF DAY
1 -		49.572	2:33.302		69.71	12.000	15:06:02.334
2 -	1:36.467	49.508	2:25.975		73.21	4.673	15:08:28.309
3 -	1:35.877	47.416	2:23.293		74.58	1.991	15:10:51.602
4 -	1:34.958	47.608	2:22.566	(3)	74.96	1.264	15:13:14.168
5 -	1:34.408	47.561	2:21.969	(2)	75.28	0.667	15:15:36.137
6 -	***1:34.190***	***47.112***	***2:21.302***	(1)	***75.63***		***15:17:57.439***

P15 55 C Nick SHORTER — Yamaha TZR 2501KT - Humanicks Consulting Ltd

IDEAL LAP TIME : 2:20.810 BEST LAP TIME : 2:20.810 DIFFERENCE : 0.000

LAP	SECTOR 1	SECTOR 2	LAP TIME		MPH	DIFF	TIME OF DAY
1 -		49.052	2:33.247		69.74	12.437	15:06:02.279
2 -	1:35.873	47.764	2:23.637		74.41	2.827	15:08:25.916
3 -	1:35.758	47.782	2:23.540	(3)	74.46	2.730	15:10:49.456
4 -	1:36.018	49.043	2:25.061		73.67	4.251	15:13:14.517
5 -	1:35.410	47.738	2:23.148	(2)	74.66	2.338	15:15:37.665
6 -	***1:33.144***	***47.666***	***2:20.810***	(1)	***75.90***		***15:17:58.475***

P16 77 JC Adam COLLINS — Yamaha TZR 250 - 2 Cows Racing

IDEAL LAP TIME : 2:22.257 BEST LAP TIME : 2:22.538 DIFFERENCE : 0.281

LAP	SECTOR 1	SECTOR 2	LAP TIME		MPH	DIFF	TIME OF DAY
1 -		49.390	2:33.166		69.78	10.628	15:06:02.198
2 -	1:36.647	48.049	2:24.696		73.86	2.158	15:08:26.894
3 -	***1:34.591***	48.015	2:22.606	(2)	74.94	0.068	15:10:49.500
4 -	1:36.008	47.762	2:23.770		74.34	1.232	15:13:13.270
5 -	1:34.872	***47.666***	***2:22.538***	(1)	***74.98***		***15:15:35.808***
6 -	1:34.798	47.965	2:22.763	(3)	74.86	0.225	15:17:58.571

P17 18 Marc PRENTICE — Yamaha TZR 250 - Hard graft ??

IDEAL LAP TIME : 2:20.578 BEST LAP TIME : 2:20.578 DIFFERENCE : 0.000

LAP	SECTOR 1	SECTOR 2	LAP TIME		MPH	DIFF	TIME OF DAY
1 -		49.415	2:33.252		69.74	12.674	15:06:02.284
2 -	1:36.171	48.211	2:24.382		74.02	3.804	15:08:26.666
3 -	1:36.054	47.766	2:23.820	(2)	74.31	3.242	15:10:50.486
4 -	1:35.674	48.206	2:23.880	(3)	74.28	3.302	15:13:14.366
5 -	1:36.271	47.840	2:24.111		74.16	3.533	15:15:38.477
6 -	***1:33.319***	***47.259***	***2:20.578***	(1)	***76.02***		***15:17:59.055***

P18 73 C Colvin TURNER — Yamaha TZR 250 -

IDEAL LAP TIME : 2:21.933 BEST LAP TIME : 2:23.262 DIFFERENCE : 1.329

LAP	SECTOR 1	SECTOR 2	LAP TIME		MPH	DIFF	TIME OF DAY
1 -		47.975	2:36.900		68.12	13.638	15:06:05.932
2 -	***1:33.993***	49.269	***2:23.262***	(1)	***74.60***		***15:08:29.194***
3 -	1:35.304	48.414	2:23.718	(2)	74.36	0.456	15:10:52.912
4 -	1:36.011	***47.940***	2:23.951	(3)	74.24	0.689	15:13:16.863
5 -	1:37.271	49.300	2:26.571		72.92	3.309	15:15:43.434
6 -	1:39.053	49.610	2:28.663		71.89	5.401	15:18:12.097

Weather / Track : Bright / Dry

Snetterton 300: 2.9689 miles
Date: 06/09/2026 Start: 15:03 Finish: 15:16

BMCRC - MRO Championships - Rnd 8 @ Snetterton

Yamaha Past Masters

RACE 12 - SECTOR ANALYSIS

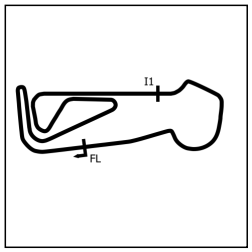

SECTOR 1 = FL to I1, SECTOR 2 = I1 to FL, DIFF = Difference To Personal Best Lap, P = Crossed Finish Line in Pit Lane, D = Time Disallowed

P19 69 C Mark ELLERAY — Yamaha TZR250 - Abbot Solutions Ltd

IDEAL LAP TIME : 2:24.960 BEST LAP TIME : 2:25.710 DIFFERENCE : 0.750

LAP	SECTOR 1	SECTOR 2	LAP TIME		MPH	DIFF	TIME OF DAY
1 -		48.750	2:36.611		68.24	10.901	15:06:05.643
2 -	1:37.238	48.742	2:25.980	(3)	73.21	0.270	15:08:31.623
3 -	***1:36.563***	49.147	***2:25.710***	**(1)**	***73.35***		***15:10:57.333***
4 -	1:37.770	48.729	2:26.499		72.95	0.789	15:13:23.832
5 -	1:37.327	49.274	2:26.601		72.90	0.891	15:15:50.433
6 -	1:37.448	***48.397***	2:25.845	**(2)**	73.28	0.135	15:18:16.278

P20 67 C Mark BAILEY — Yamaha TZR 250 - Elite AC Ltd. madbikerdesigns

IDEAL LAP TIME : 2:25.683 BEST LAP TIME : 2:26.121 DIFFERENCE : 0.438

LAP	SECTOR 1	SECTOR 2	LAP TIME		MPH	DIFF	TIME OF DAY
1 -		49.579	2:32.694		69.99	6.573	15:06:01.726
2 -	***1:36.466***	49.655	***2:26.121***	**(1)**	***73.14***		***15:08:27.847***
3 -	1:36.498	49.655	2:26.153	**(2)**	73.12	0.032	15:10:54.000
4 -	1:37.976	49.522	2:27.498		72.46	1.377	15:13:21.498
5 -	1:38.314	49.950	2:28.264		72.08	2.143	15:15:49.762
6 -	1:37.632	***49.217***	2:26.849	**(3)**	72.78	0.728	15:18:16.611

P21 100 JC Will DYER — Yamaha TZR 250 - Mad Biker Designs

IDEAL LAP TIME : 2:38.024 BEST LAP TIME : 2:38.130 DIFFERENCE : 0.106

LAP	SECTOR 1	SECTOR 2	LAP TIME		MPH	DIFF	TIME OF DAY
1 -		53.363	2:45.491		64.58	7.361	15:06:14.523
2 -	1:45.509	53.969	2:39.478		67.01	1.348	15:08:54.001
3 -	1:45.542	53.648	2:39.190	**(3)**	67.14	1.060	15:11:33.191
4 -	1:45.018	***53.201***	2:38.219	**(2)**	67.55	0.089	15:14:11.410
5 -	***1:44.823***	53.307	***2:38.130***	**(1)**	***67.59***		***15:16:49.540***

P22 19 JC Dean FARNWORTH — Yamaha TZR 250 2MA - DMFS ltd

IDEAL LAP TIME : 2:39.451 BEST LAP TIME : 2:42.259 DIFFERENCE : 2.808

LAP	SECTOR 1	SECTOR 2	LAP TIME		MPH	DIFF	TIME OF DAY
1 -		***53.598***	2:47.076		63.97	4.817	15:06:16.108
2 -	1:48.166	54.093	***2:42.259***	**(1)**	***65.87***		***15:08:58.367***
3 -	***1:45.853***	58.372	2:44.225	**(2)**	65.08	1.966	15:11:42.592
4 -	1:51.314	57.437	2:48.751	**(3)**	63.33	6.492	15:14:31.343
5 -	2:02.359	58.308	3:00.667		59.15	18.408	15:17:32.010

BMCRC - MRO Championships - Rnd 8 @ Snetterton

Yamaha Past Masters

RACE 12 - BEST SECTORS

	SECTOR 1		SECTOR 2	
POS	NO	TIME	NO	TIME
1	**51**	**1:26.635**	**51**	**43.213**
2	**166**	**1:27.329**	**22**	**43.362**
3	**52**	**1:27.816**	**166**	**43.472**
4	**61**	**1:28.064**	**52**	**43.535**
5	**22**	**1:28.205**	**61**	**43.863**
6	**15**	**1:28.497**	**15**	**43.867**
7	**27**	**1:28.985**	**5**	**44.183**
8	**5**	**1:29.673**	**27**	**44.520**
9	**34**	**1:30.093**	**34**	**44.675**
10	**31**	**1:31.346**	**31**	**46.111**
11	**70**	**1:31.549**	**70**	**46.163**
12	**55**	**1:33.144**	**199**	**47.112**
13	**18**	**1:33.319**	**18**	**47.259**
14	**50**	**1:33.676**	**333**	**47.465**
15	**333**	**1:33.961**	**55**	**47.666**
16	**73**	**1:33.993**	**77**	**47.666**
17	**199**	**1:34.190**	**50**	**47.683**
18	**77**	**1:34.591**	**73**	**47.940**
19	**67**	**1:36.466**	**69**	**48.397**
20	**69**	**1:36.563**	**67**	**49.217**
21	**100**	**1:44.823**	**100**	**53.201**
22	**19**	**1:45.853**	**19**	**53.598**

IDEAL / BEST COMPARISON

POS	NO	NAME	IDEAL	BEST	DIFF
		PERFECT LAP	**2:09.848**		
1	**51**	WHOLEY	2:09.848	2:10.199	**0.351**
2	**166**	RIDLEY	2:10.801	2:10.901	**0.100**
3	**52**	SMITH	2:11.351	2:11.354	**0.003**
4	**22**	BALLERINI	2:11.567	2:12.111	**0.544**
5	**61**	WELCH	2:11.927	2:12.168	**0.241**
6	**15**	SMITH	2:12.364	2:12.364	**0.000**
7	**27**	HAYWARD	2:13.505	2:13.779	**0.274**
8	**5**	MOODY	2:13.856	2:13.860	**0.004**
9	**34**	NIELD	2:14.768	2:14.784	**0.016**
10	**31**	MARSHALL	2:17.457	2:18.157	**0.700**
11	**70**	BURSCOUGH	2:17.712	2:18.500	**0.788**
12	**18**	PRENTICE	2:20.578	2:20.578	**0.000**
13	**55**	SHORTER	2:20.810	2:20.810	**0.000**
14	**199**	FROST	2:21.302	2:21.302	**0.000**
15	**50**	WHITLOCK	2:21.359	2:21.484	**0.125**
16	**333**	STUBBERFIELD	2:21.426	2:21.441	**0.015**
17	**73**	TURNER	2:21.933	2:23.262	**1.329**
18	**77**	COLLINS	2:22.257	2:22.538	**0.281**
19	**69**	ELLERAY	2:24.960	2:25.710	**0.750**
20	**67**	BAILEY	2:25.683	2:26.121	**0.438**
21	**100**	DYER	2:38.024	2:38.130	**0.106**
22	**19**	FARNWORTH	2:39.451	2:42.259	**2.808**

Weather / Track : Bright / Dry

Snetterton 300: 2.9689 miles
Date: 06/09/2026 Start: 15:03 Finish: 15:16

Results can be found at www.tsl-timing.com

Printed - 15:18 Sunday, 06 September 2026

BMCRC - MRO Championships - Rnd 8 @ Snetterton

Yamaha Past Masters

RACE 12 - STATISTICS

Competitors Started	22
Planned Start	2026-09-06 @ 13:55:00.000
Actual Start	2026-09-06 @ 15:03:29.031
Finish Time	2026-09-06 @ 15:16:39.146
Track Length	2.9689mi.
Total Laps	130
Total Distance Covered	385.9585mi.

Session Fastest Lap History

NO	CL	NAME	LAP TIME	TIME OF DAY	LAP	VEHICLE
51		**Kevin WHOLEY**	**2:10.199**	15:07:54.644	2	Yamaha TZR 250

Session Leader History

NO	CL	NAME	FROM LAP	LAPS LED	DISTANCE	VEHICLE
51		**Kevin WHOLEY**	1	6	17.81 miles	Yamaha TZR 250

Flag History

TYPE	TIME OF DAY
GREEN	15:03:29.031
FINISH	15:16:39.146

Flag Statistics

TYPE	COUNT	TOTAL LAPS	TOTAL TIME
Green	1	6	14:56.649
Red	0	0	0.000
Safety Car	0	0	0.000
FCY	0	0	0.000

BMCRC - MRO Championships - Rnd 8 @ Snetterton

Yamaha Past Masters

RACE 12 - STATISTICS

CLASS : 10 Starters

Fastest Lap History

NO	NAME	LAP TIME	TIME OF DAY	LAP	VEHICLE
51	**Kevin WHOLEY**	**2:10.199**	15:07:54.644	2	Yamaha TZR 250

Leader History

NO	NAME	FROM LAP	LAPS LED	DISTANCE	VEHICLE
51	**Kevin WHOLEY**	1	6	17.81 miles	Yamaha TZR 250

BMCRC - MRO Championships - Rnd 8 @ Snetterton

Yamaha Past Masters

RACE 12 - STATISTICS

CLASS : C

8 Starters

Fastest Lap History

NO	NAME	LAP TIME	TIME OF DAY	LAP	VEHICLE
34	**Paul NIELD**	**2:14.784**	15:08:06.088	2	Yamaha TZR 250

Leader History

NO	NAME	FROM LAP	LAPS LED	DISTANCE	VEHICLE
34	**Paul NIELD**	1	6	17.81 miles	Yamaha TZR 250

BMCRC - MRO Championships - Rnd 8 @ Snetterton

Yamaha Past Masters

RACE 12 - STATISTICS

CLASS : JC

4 Starters

Fastest Lap History

NO	NAME	LAP TIME	TIME OF DAY	LAP	VEHICLE
50	**Chris WHITLOCK**	**2:21.484**	15:08:17.780	2	Yamaha TZR 250

Leader History

NO	NAME	FROM LAP	LAPS LED	DISTANCE	VEHICLE
50	**Chris WHITLOCK**	1	6	17.81 miles	Yamaha TZR 250

BRITISH SUPERKART RACING CLUB

BMCRC-MRO Championships – Round 8

Snetterton 300

5th / 6th September 2026

Timing & Results Provided by Timing Solutions Ltd

www.tsl-timing.com

Snetterton 300 Circuit

Norwich, Norfolk, UK

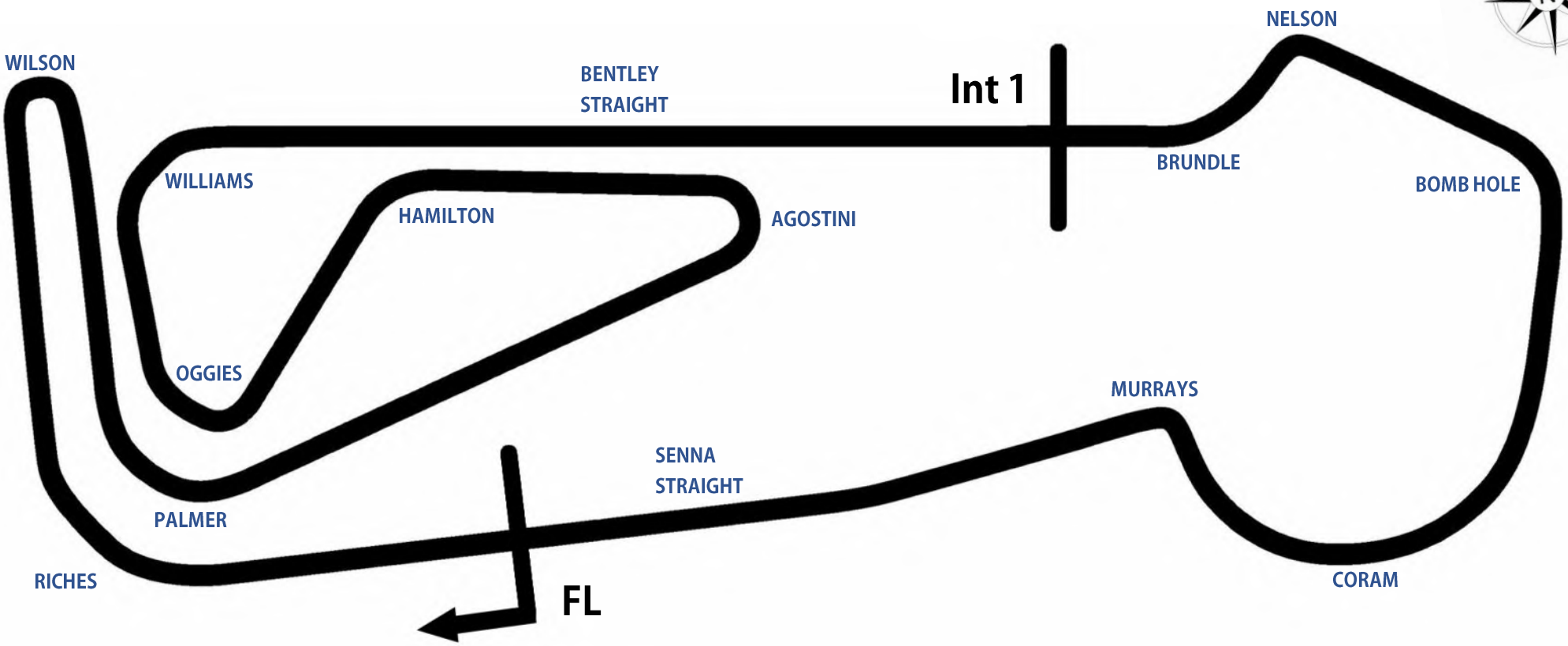

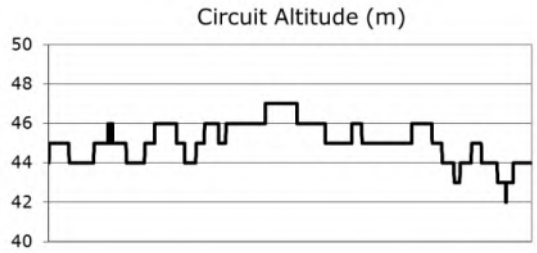

Length	2.9689 miles | 4.778 km | 4778.0 m		
FL		52.46340 N	0.94476 E
Int 1	3198m	52.46617 N	0.94964 E
Pit Entry	4572m	52.46364 N	0.94774 E
Pit Exit	40m after FL	52.46338 N	0.94420 E
Pit Entry - Pit Exit	246m, 17.7S @ 50kph, 14.7s @ 60kph		

Results & Live Timing available at – www.tsl-timing.com

Updated - 14/03/2024 14:52

BMCRC - MRO Championships - Rnd 8 @ Snetterton

British Superkart Racing Club

FREE PRACTICE - CLASSIFICATION

POS	NO	CL	PIC	NAME	ENTRY	TIME	ON	LAPS	GAP	DIFF	MPH
1	3	D1	1	Ross ALLEN	Jade / IAME	1:50.051	5	5			97.11
2	1	D1	2	Liam MORLEY	Anderson / VM	1:50.253	3	3	0.202	0.202	96.94
3	24	D1	3	Tom RUSHFORTH	Spyda / VM	1:51.003	4	4	0.952	0.750	96.28
4	140	D1	4	Aaron NEWELL	Anderson / PVP	1:51.417	4	5	1.366	0.414	95.92
5	2	D1	5	Lee HARPHAM	MS Kart / Harvey VM	1:51.815	4	4	1.764	0.398	95.58
6	85	D1	6	Lee PLAIN	Anderson / VM	1:53.544	3	3	3.493	1.729	94.13
7	10*	D1	7	Tom HATFIELD	Anderson / VM	1:54.353	3	5	4.302	0.809	93.46
8	69	D1	8	Kosta KYRITSIS	Anderson / VM	1:56.298	5	5	6.247	1.945	91.90
9	47	F250	1	Arran MAILE	Birel / Honda	1:58.996	3	5	8.945	2.698	89.81
10	49	F250	2	Michael PARR	Anderson / Viper SK250	1:59.655	3	4	9.604	0.659	89.32
11	22	F125	1	Joe RIPPIN	Anderson / TM	2:00.435	5	5	10.384	0.780	88.74
12	159*	F250	3	Sam HARRISON	Raider / TM	2:01.058	2	5	11.007	0.623	88.28
13	57	D1	9	Mark PASK	MS / VM	2:01.086	2	4	11.035	0.028	88.26
14	50	F250	4	John BUSBY	Anderson / DEA	2:01.474	4	5	11.423	0.388	87.98
15	92	F250	5	Ben ARDERN	Anderson / DEA	2:01.984	2	3	11.933	0.510	87.61
16	410	F125	2	Lexi FELLS	Birel Art / IAME	2:02.609	5	5	12.558	0.625	87.17
17	51	F250	6	Luke BURTON	Anderson / Viper SX250	2:02.967	4	5	12.916	0.358	86.91
18	161	F250	7	Richard CONNICK	Jade / Honda	2:03.229	4	5	13.178	0.262	86.73
19	143	F250	8	John READER	Anderson / DEA	2:03.234	5	5	13.183	0.005	86.72
20	59	D1	10	Nick FLINT	Anderson / VM	2:04.306	5	5	14.255	1.072	85.98
21	40	D1	11	Richard SCOTT	Anderson / FPE	2:06.730	3	3	16.679	2.424	84.33
22	34*	F250	9	Daniel JERRED	Anderson / Honda	2:08.097	3	3	18.046	1.367	83.43
23	97	F125	3	Toby VINCENT	Anderson / TM	2:09.382	2	2	19.331	1.285	82.60
24	94	F125	4	Dexter CHAN	Anderson / TM	2:09.550	5	5	19.499	0.168	82.50
25	93*	F125	5	Marco HAIG	Anderson / TM	2:09.882	4	5	19.831	0.332	82.29
26	55	F125	6	Alan WITHEROW	Anderson / TM	2:09.983	2	2	19.932	0.101	82.22
27	12	F125	7	Andy WAITE	Anderson / TM	2:10.491	3	3	20.440	0.508	81.90
28	76	F250	10	Alex DUDLEY	PVP / TM	2:10.842	5	5	20.791	0.351	81.68
29	62	D1	12	Andy POWELL	PVP / FPE	2:11.324	4	4	21.273	0.482	81.38
30	99	F125	8	Aston BAKER	Anderson / TM	2:11.465	3	3	21.414	0.141	81.29
31	196	F125	9	Jake BAKER	Birel / TM	2:12.233	1	1	22.182	0.768	80.82
32	GPI	F250	11	Kirk CATTERMOLE	Raider / CAT TM	2:12.889	2	2	22.838	0.656	80.42
33	117	F250	12	Ian O'ROURKE	Anderson / Viper SK250	2:13.011	4	5	22.960	0.122	80.35
34	14	D1	13	Nathan BARTON	Anderson / Barker FPE	2:17.405	1	1	27.354	4.394	77.78
35	111	F125	10	Ollie RIDOUT	Anderson / TM	2:17.923	2	2	27.872	0.518	77.49
36	77	F250	13	Terence DUDLEY	Anderson / Viper SK250	2:20.426	1	1	30.375	2.503	76.11
37	17	F125	11	Gary POTKINS	Anderson / TM	2:21.944	4	4	31.893	1.518	75.29
38	52	F125	12	Kieren PEAKE	F1 / TM	2:22.081	4	4	32.030	0.137	75.22
39	43	D1	14	Ollie HOLMES	MS Kart / Harvey VM			3			
40	87	D1	15	Jack TRITTON	MS Kart / Harvey VM			1			
41	5	D1	16	Mark EDWARDS	MS Kart / Harvey VM			1			
42	26	D1	17	Carl HULME	Anderson / VM			0			
43	29	D1	18	Chris WESEMAEL	Anderson / VM			0			
44	70	D1	19	Vic HEMPSHALL	PVP / FPE			0			
45	61	F250	14	Tony KEELE	Raider / Honda			0			

#10, #34, #93 and #159 - NO WORKING TRANSPONDERS, YOU MUST FIX FOR QUALIFYING TO BE TIMED

Weather / Track : Bright / Dry

These results are provisional until the conclusion of any judicial and technical matters.

Date: 05/09/2026 Start: 11:25 Finish: 11:35

Snetterton 300: 2.9689 miles

Clerk Of Course: Darrin Worth	Timekeeper: Richard Evans	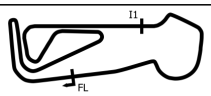

Results can be found at www.tsl-timing.com

Printed - 11:40 Saturday, 05 September 2026

BMCRC - MRO Championships - Rnd 8 @ Snetterton

British Superkart Racing Club

FREE PRACTICE - SECTOR ANALYSIS

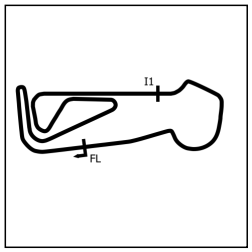

SECTOR 1 = FL to I1, SECTOR 2 = I1 to FL, DIFF = Difference To Personal Best Lap, P = Crossed Finish Line in Pit Lane, D = Time Disallowed

P1 3 D1 Ross ALLEN — Jade / IAME

IDEAL LAP TIME : 1:49.884 BEST LAP TIME : 1:50.051 DIFFERENCE : 0.167

LAP	SECTOR 1	SECTOR 2	LAP TIME	MPH	DIFF	TIME OF DAY
1 -	1:27.168	39.478	2:06.646	84.39	16.595	11:27:58.801
2 -	1:15.472	36.321	1:51.793	95.60	1.742	11:29:50.594
3 -	1:14.903	36.331	1:51.234 **(3)**	96.08	1.183	11:31:41.828
4 -	1:13.877	***36.246***	1:50.123 **(2)**	97.05	0.072	11:33:31.951
5 -	***1:13.638***	36.413	***1:50.051*** **(1)**	***97.11***		***11:35:22.002***

P2 1 D1 Liam MORLEY — Anderson / VM

IDEAL LAP TIME : 1:49.957 BEST LAP TIME : 1:50.253 DIFFERENCE : 0.296

LAP	SECTOR 1	SECTOR 2	LAP TIME	MPH	DIFF	TIME OF DAY
1 -	1:27.016	37.138	2:04.154 **(3)**	86.08	13.901	11:27:59.526
2 -	1:16.348	36.190	1:52.538 **(2)**	94.97	2.285	11:29:52.064
3 -	1:14.222	***36.031***	***1:50.253*** **(1)**	***96.94***		***11:31:42.317***
4 -	***1:13.926***					

P3 24 D1 Tom RUSHFORTH — Spyda / VM

IDEAL LAP TIME : 1:50.899 BEST LAP TIME : 1:51.003 DIFFERENCE : 0.104

LAP	SECTOR 1	SECTOR 2	LAP TIME	MPH	DIFF	TIME OF DAY
1 -	1:25.140	37.765	2:02.905	86.96	11.902	11:27:47.369
2 -	1:16.085	36.890	1:52.975 **(3)**	94.60	1.972	11:29:40.344
3 -	***1:14.753***	36.361	1:51.114 **(2)**	96.19	0.111	11:31:31.458
4 -	1:14.857	***36.146***	***1:51.003*** **(1)**	***96.28***		***11:33:22.461***
5 -	1:16.922					

P4 140 D1 Aaron NEWELL — Anderson / PVP

IDEAL LAP TIME : 1:51.417 BEST LAP TIME : 1:51.417 DIFFERENCE : 0.000

LAP	SECTOR 1	SECTOR 2	LAP TIME	MPH	DIFF	TIME OF DAY
1 -	1:31.379	38.220	2:09.599	82.47	18.182	11:27:47.985
2 -	1:16.160	36.789	1:52.949	94.62	1.532	11:29:40.934
3 -	1:15.010	36.582	1:51.592 **(2)**	95.77	0.175	11:31:32.526
4 -	***1:14.947***	***36.470***	***1:51.417*** **(1)**	***95.92***		***11:33:23.943***
5 -	1:15.074	36.550	1:51.624 **(3)**	95.75	0.207	11:35:15.567

P5 2 D1 Lee HARPHAM — MS Kart / Harvey VM

IDEAL LAP TIME : 1:51.815 BEST LAP TIME : 1:51.815 DIFFERENCE : 0.000

LAP	SECTOR 1	SECTOR 2	LAP TIME	MPH	DIFF	TIME OF DAY
1 -	1:30.510	41.053	2:11.563 **(2)**	81.23	19.748	11:28:19.911
2 -	1:20.473	IN PIT	4:11.977 **P**	42.41	2:20.162	11:32:31.888
3 -	OUTLAP	37.545	2:01.733	87.79	9.918	11:34:33.621
4 -	***1:15.608***	***36.207***	***1:51.815*** **(1)**	***95.58***		***11:36:25.436***

P6 85 D1 Lee PLAIN — Anderson / VM

IDEAL LAP TIME : 1:53.544 BEST LAP TIME : 1:53.544 DIFFERENCE : 0.000

LAP	SECTOR 1	SECTOR 2	LAP TIME	MPH	DIFF	TIME OF DAY
1 -	1:28.928	39.244	2:08.172 **(3)**	83.38	14.628	11:28:05.168
2 -	1:16.498	37.886	1:54.384 **(2)**	93.44	0.840	11:29:59.552
3 -	***1:15.666***	***37.878***	***1:53.544*** **(1)**	***94.13***		***11:31:53.096***
4 -	1:21.409					

BMCRC - MRO Championships - Rnd 8 @ Snetterton

British Superkart Racing Club

FREE PRACTICE - SECTOR ANALYSIS

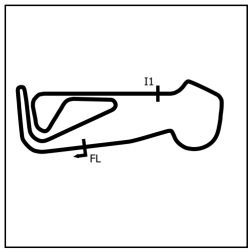

SECTOR 1 = FL to I1, SECTOR 2 = I1 to FL, DIFF = Difference To Personal Best Lap, P = Crossed Finish Line in Pit Lane, D = Time Disallowed

P7 10 D1 Tom HATFIELD — Anderson / VM

IDEAL LAP TIME : BEST LAP TIME : 1:54.353 DIFFERENCE :

LAP	SECTOR 1	SECTOR 2	LAP TIME		MPH	DIFF	TIME OF DAY
1 -			2:11.076		81.54	16.723	11:27:58.689
2 -			1:56.333	(3)	91.87	1.980	11:29:55.022
3 -			***1:54.353***	**(1)**	***93.46***		***11:31:49.375***
4 -			1:56.477		91.76	2.124	11:33:45.852
5 -			1:55.429	(2)	92.59	1.076	11:35:41.281

P8 69 D1 Kosta KYRITSIS — Anderson / VM

IDEAL LAP TIME : 1:55.856 BEST LAP TIME : 1:56.298 DIFFERENCE : 0.442

LAP	SECTOR 1	SECTOR 2	LAP TIME		MPH	DIFF	TIME OF DAY
1 -	1:29.436	39.686	2:09.122		82.77	12.824	11:27:51.680
2 -	1:19.048	***37.994***	1:57.042	(2)	91.31	0.744	11:29:48.722
3 -	1:19.956	39.070	1:59.026		89.79	2.728	11:31:47.748
4 -	1:18.308	39.482	1:57.790	(3)	90.73	1.492	11:33:45.538
5 -	***1:17.862***	38.436	***1:56.298***	**(1)**	***91.90***		***11:35:41.836***

P9 47 F250 Arran MAILE — Birel / Honda

IDEAL LAP TIME : 1:58.996 BEST LAP TIME : 1:58.996 DIFFERENCE : 0.000

LAP	SECTOR 1	SECTOR 2	LAP TIME		MPH	DIFF	TIME OF DAY
1 -	1:26.579	40.431	2:07.010		84.15	8.014	11:27:40.483
2 -	1:21.134	39.601	2:00.735	(3)	88.52	1.739	11:29:41.218
3 -	***1:19.872***	***39.124***	***1:58.996***	**(1)**	***89.81***		***11:31:40.214***
4 -	1:20.147	40.485	2:00.632	(2)	88.60	1.636	11:33:40.846
5 -	1:20.626	40.367	2:00.993		88.33	1.997	11:35:41.839

P10 49 F250 Michael PARR — Anderson / Viper SK250

IDEAL LAP TIME : 1:59.655 BEST LAP TIME : 1:59.655 DIFFERENCE : 0.000

LAP	SECTOR 1	SECTOR 2	LAP TIME		MPH	DIFF	TIME OF DAY
1 -	1:37.228	41.448	2:18.676		77.07	19.021	11:28:21.849
2 -	1:23.214	40.112	2:03.326	(2)	86.66	3.671	11:30:25.175
3 -	***1:20.349***	***39.306***	***1:59.655***	**(1)**	***89.32***		***11:32:24.830***
4 -	1:24.224	39.917	2:04.141	(3)	86.09	4.486	11:34:28.971
5 -	1:22.393						

P11 22 F125 Joe RIPPIN — Anderson / TM

IDEAL LAP TIME : 2:00.338 BEST LAP TIME : 2:00.435 DIFFERENCE : 0.097

LAP	SECTOR 1	SECTOR 2	LAP TIME		MPH	DIFF	TIME OF DAY
1 -	1:35.869	42.102	2:17.971		77.46	17.536	11:28:05.435
2 -	1:22.138	40.180	2:02.318		87.37	1.883	11:30:07.753
3 -	1:21.100	40.388	2:01.488	(3)	87.97	1.053	11:32:09.241
4 -	1:20.618	***39.843***	2:00.461	(2)	88.72	0.026	11:34:09.702
5 -	***1:20.495***	39.940	***2:00.435***	**(1)**	***88.74***		***11:36:10.137***

P12 159 F250 Sam HARRISON — Raider / TM

IDEAL LAP TIME : BEST LAP TIME : 2:01.058 DIFFERENCE :

LAP	SECTOR 1	SECTOR 2	LAP TIME		MPH	DIFF	TIME OF DAY
1 -			2:14.447		79.49	13.389	11:27:59.242
2 -			***2:01.058***	**(1)**	***88.28***		***11:30:00.300***
3 -			2:01.219	(2)	88.17	0.161	11:32:01.519
4 -			2:01.801		87.75	0.743	11:34:03.320
5 -			2:01.320	(3)	88.09	0.262	11:36:04.640

BMCRC - MRO Championships - Rnd 8 @ Snetterton

British Superkart Racing Club

FREE PRACTICE - SECTOR ANALYSIS

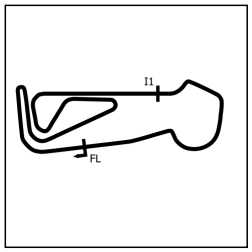

SECTOR 1 = FL to I1, SECTOR 2 = I1 to FL, DIFF = Difference To Personal Best Lap, P = Crossed Finish Line in Pit Lane, D = Time Disallowed

P13 57 D1 Mark PASK — MS / VM

IDEAL LAP TIME : 2:00.777 BEST LAP TIME : 2:01.086 DIFFERENCE : 0.309

LAP	SECTOR 1	SECTOR 2	LAP TIME	MPH	DIFF	TIME OF DAY
1 -	1:33.010	41.869	2:14.879	79.24	13.793	11:28:08.193
2 -	1:21.207	***39.879***	***2:01.086*** **(1)**	***88.26***		***11:30:09.279***
3 -	1:20.927	41.308	2:02.235 **(3)**	87.43	1.149	11:32:11.514
4 -	1:21.008	40.139	2:01.147 **(2)**	88.22	0.061	11:34:12.661
5 -	***1:20.898***					

P14 50 F250 John BUSBY — Anderson / DEA

IDEAL LAP TIME : 2:01.474 BEST LAP TIME : 2:01.474 DIFFERENCE : 0.000

LAP	SECTOR 1	SECTOR 2	LAP TIME	MPH	DIFF	TIME OF DAY
1 -	1:36.387	42.735	2:19.122	76.82	17.648	11:28:05.738
2 -	1:23.965	40.509	2:04.474	85.86	3.000	11:30:10.212
3 -	1:22.253	40.645	2:02.898 **(2)**	86.96	1.424	11:32:13.110
4 -	***1:22.011***	***39.463***	***2:01.474*** **(1)**	***87.98***		***11:34:14.584***
5 -	1:22.184	40.754	2:02.938 **(3)**	86.93	1.464	11:36:17.522

P15 92 F250 Ben ARDERN — Anderson / DEA

IDEAL LAP TIME : 2:01.439 BEST LAP TIME : 2:01.984 DIFFERENCE : 0.545

LAP	SECTOR 1	SECTOR 2	LAP TIME	MPH	DIFF	TIME OF DAY
1 -	1:31.583	41.956	2:13.539 **(2)**	80.03	11.555	11:27:45.136
2 -	1:22.337	***39.647***	***2:01.984*** **(1)**	***87.61***		***11:29:47.120***
3 -	***1:21.792***	IN PIT	2:26.190 **P**	73.11	24.206	11:32:13.310

P16 410 F125 Lexi FELLS — Birel Art / IAME

IDEAL LAP TIME : 2:02.609 BEST LAP TIME : 2:02.609 DIFFERENCE : 0.000

LAP	SECTOR 1	SECTOR 2	LAP TIME	MPH	DIFF	TIME OF DAY
1 -	1:28.860	42.117	2:10.977	81.60	8.368	11:27:40.693
2 -	1:23.425	40.773	2:04.198	86.05	1.589	11:29:44.891
3 -	1:22.834	40.606	2:03.440 **(2)**	86.58	0.831	11:31:48.331
4 -	1:23.251	40.736	2:03.987 **(3)**	86.20	1.378	11:33:52.318
5 -	***1:22.422***	***40.187***	***2:02.609*** **(1)**	***87.17***		***11:35:54.927***

P17 51 F250 Luke BURTON — Anderson / Viper SX250

IDEAL LAP TIME : 2:01.736 BEST LAP TIME : 2:02.967 DIFFERENCE : 1.231

LAP	SECTOR 1	SECTOR 2	LAP TIME	MPH	DIFF	TIME OF DAY
1 -	1:36.220	43.369	2:19.589	76.56	16.622	11:28:08.024
2 -	1:26.263	41.915	2:08.178	83.38	5.211	11:30:16.202
3 -	1:23.300	41.287	2:04.587 **(3)**	85.78	1.620	11:32:20.789
4 -	1:22.608	***40.359***	***2:02.967*** **(1)**	***86.91***		***11:34:23.756***
5 -	***1:21.377***	41.590	***2:02.967*** **(1)**	***86.91***		***11:36:26.723***

P18 161 F250 Richard CONNICK — Jade / Honda

IDEAL LAP TIME : 2:03.229 BEST LAP TIME : 2:03.229 DIFFERENCE : 0.000

LAP	SECTOR 1	SECTOR 2	LAP TIME	MPH	DIFF	TIME OF DAY
1 -	1:36.152	43.791	2:19.943	76.37	16.714	11:28:10.516
2 -	1:23.754	40.797	2:04.551	85.81	1.322	11:30:15.067
3 -	1:22.807	40.886	2:03.693 **(2)**	86.40	0.464	11:32:18.760
4 -	***1:22.688***	***40.541***	***2:03.229*** **(1)**	***86.73***		***11:34:21.989***
5 -	1:22.741	41.744	2:04.485 **(3)**	85.85	1.256	11:36:26.474

BMCRC - MRO Championships - Rnd 8 @ Snetterton

British Superkart Racing Club

FREE PRACTICE - SECTOR ANALYSIS

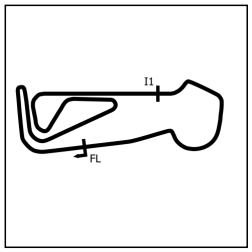

SECTOR 1 = FL to I1, SECTOR 2 = I1 to FL, DIFF = Difference To Personal Best Lap, P = Crossed Finish Line in Pit Lane, D = Time Disallowed

P19 143 F250 John READER — Anderson / DEA

IDEAL LAP TIME : 2:03.017 BEST LAP TIME : 2:03.234 DIFFERENCE : 0.217

LAP	SECTOR 1	SECTOR 2	LAP TIME		MPH	DIFF	TIME OF DAY
1 -	1:41.844	44.943	2:26.787		72.81	23.553	11:28:33.657
2 -	1:27.043	42.342	2:09.385		82.60	6.151	11:30:43.042
3 -	1:25.362	41.477	2:06.839	(3)	84.26	3.605	11:32:49.881
4 -	1:23.617	***40.780***	2:04.397	(2)	85.91	1.163	11:34:54.278
5 -	***1:22.237***	40.997	***2:03.234***	(1)	***86.72***		***11:36:57.512***

P20 59 D1 Nick FLINT — Anderson / VM

IDEAL LAP TIME : 2:03.904 BEST LAP TIME : 2:04.306 DIFFERENCE : 0.402

LAP	SECTOR 1	SECTOR 2	LAP TIME		MPH	DIFF	TIME OF DAY
1 -	1:41.756	49.088	2:30.844		70.85	26.538	11:28:54.189
2 -	1:25.993	***40.467***	2:06.460		84.51	2.154	11:31:00.649
3 -	1:23.609	40.740	2:04.349	(2)	85.95	0.043	11:33:04.998
4 -	1:23.720	41.087	2:04.807	(3)	85.63	0.501	11:35:09.805
5 -	***1:23.437***	40.869	***2:04.306***	(1)	***85.98***		***11:37:14.111***

P21 40 D1 Richard SCOTT — Anderson / FPE

IDEAL LAP TIME : 2:06.730 BEST LAP TIME : 2:06.730 DIFFERENCE : 0.000

LAP	SECTOR 1	SECTOR 2	LAP TIME		MPH	DIFF	TIME OF DAY
1 -	1:43.349	47.014	2:30.363	(3)	71.08	23.633	11:28:14.653
2 -	1:28.603	42.204	2:10.807	(2)	81.70	4.077	11:30:25.460
3 -	***1:24.863***	***41.867***	***2:06.730***	(1)	***84.33***		***11:32:32.190***
4 -	1:26.731						

P22 34 F250 Daniel JERRED — Anderson / Honda

IDEAL LAP TIME : BEST LAP TIME : 2:08.097 DIFFERENCE :

LAP	SECTOR 1	SECTOR 2	LAP TIME		MPH	DIFF	TIME OF DAY
1 -			2:20.316	(3)	76.17	12.219	11:28:27.346
2 -			2:10.907	(2)	81.64	2.810	11:30:38.253
3 -			***2:08.097***	(1)	***83.43***		***11:32:46.350***

P23 97 F125 Toby VINCENT — Anderson / TM

IDEAL LAP TIME : 2:08.931 BEST LAP TIME : 2:09.382 DIFFERENCE : 0.451

LAP	SECTOR 1	SECTOR 2	LAP TIME		MPH	DIFF	TIME OF DAY
1 -	1:38.658	43.632	2:22.290	(2)	75.11	12.908	11:28:29.726
2 -	1:27.420	***41.962***	***2:09.382***	(1)	***82.60***		***11:30:39.108***
3 -	***1:26.969***						

P24 94 F125 Dexter CHAN — Anderson / TM

IDEAL LAP TIME : 2:09.463 BEST LAP TIME : 2:09.550 DIFFERENCE : 0.087

LAP	SECTOR 1	SECTOR 2	LAP TIME		MPH	DIFF	TIME OF DAY
1 -	1:39.234	46.472	2:25.706		73.35	16.156	11:28:33.454
2 -	1:30.495	42.631	2:13.126		80.28	3.576	11:30:46.580
3 -	1:27.203	43.341	2:10.544	(2)	81.87	0.994	11:32:57.124
4 -	1:28.710	***42.570***	2:11.280	(3)	81.41	1.730	11:35:08.404
5 -	***1:26.893***	42.657	***2:09.550***	(1)	***82.50***		***11:37:17.954***

P25 93 F125 Marco HAIG — Anderson / TM

IDEAL LAP TIME : BEST LAP TIME : 2:09.882 DIFFERENCE :

LAP	SECTOR 1	SECTOR 2	LAP TIME		MPH	DIFF	TIME OF DAY
1 -			2:26.406		73.00	16.524	11:28:34.422
2 -			2:12.627	(3)	80.58	2.745	11:30:47.049
3 -			2:12.023	(2)	80.95	2.141	11:32:59.072
4 -			***2:09.882***	(1)	***82.29***		***11:35:08.954***
5 -			2:13.952		79.79	4.070	11:37:22.906

BMCRC - MRO Championships - Rnd 8 @ Snetterton

British Superkart Racing Club

FREE PRACTICE - SECTOR ANALYSIS

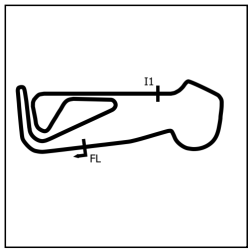

SECTOR 1 = FL to I1, SECTOR 2 = I1 to FL, DIFF = Difference To Personal Best Lap, P = Crossed Finish Line in Pit Lane, D = Time Disallowed

P26 55 F125 Alan WITHEROW — Anderson / TM

IDEAL LAP TIME : 2:09.772 BEST LAP TIME : 2:09.983 DIFFERENCE : 0.211

LAP	SECTOR 1	SECTOR 2	LAP TIME	MPH	DIFF	TIME OF DAY
1 -	1:38.967	47.038	2:26.005 **(2)**	73.20	16.022	11:28:37.555
2 -	1:26.763	***43.220***	***2:09.983*** **(1)**	***82.22***		***11:30:47.538***
3 -	***1:26.552***					

P27 12 F125 Andy WAITE — Anderson / TM

IDEAL LAP TIME : 2:10.491 BEST LAP TIME : 2:10.491 DIFFERENCE : 0.000

LAP	SECTOR 1	SECTOR 2	LAP TIME	MPH	DIFF	TIME OF DAY
1 -	1:40.280	48.000	2:28.280 **(3)**	72.08	17.789	11:28:39.215
2 -	1:28.376	44.507	2:12.883 **(2)**	80.43	2.392	11:30:52.098
3 -	***1:27.747***	***42.744***	***2:10.491*** **(1)**	***81.90***		***11:33:02.589***
4 -	1:47.364					

P28 76 F250 Alex DUDLEY — PVP / TM

IDEAL LAP TIME : 2:10.582 BEST LAP TIME : 2:10.842 DIFFERENCE : 0.260

LAP	SECTOR 1	SECTOR 2	LAP TIME	MPH	DIFF	TIME OF DAY
1 -	1:39.512	45.817	2:25.329	73.54	14.487	11:28:29.293
2 -	1:30.436	43.616	2:14.052	79.73	3.210	11:30:43.345
3 -	1:29.914	43.403	2:13.317 **(2)**	80.17	2.475	11:32:56.662
4 -	1:30.749	***42.679***	2:13.428 **(3)**	80.10	2.586	11:35:10.090
5 -	***1:27.903***	42.939	***2:10.842*** **(1)**	***81.68***		***11:37:20.932***

P29 62 D1 Andy POWELL — PVP / FPE

IDEAL LAP TIME : 2:10.496 BEST LAP TIME : 2:11.324 DIFFERENCE : 0.828

LAP	SECTOR 1	SECTOR 2	LAP TIME	MPH	DIFF	TIME OF DAY
1 -	1:38.404	46.809	2:25.213	73.60	13.889	11:28:21.327
2 -	1:30.709	44.874	2:15.583 **(3)**	78.83	4.259	11:30:36.910
3 -	1:28.048	***43.545***	2:11.593 **(2)**	81.22	0.269	11:32:48.503
4 -	***1:26.951***	44.373	***2:11.324*** **(1)**	***81.38***		***11:34:59.827***
5 -	1:27.608					

P30 99 F125 Aston BAKER — Anderson / TM

IDEAL LAP TIME : 2:10.876 BEST LAP TIME : 2:11.465 DIFFERENCE : 0.589

LAP	SECTOR 1	SECTOR 2	LAP TIME	MPH	DIFF	TIME OF DAY
1 -	1:33.605	44.294	2:17.899 **(3)**	77.50	6.434	11:28:18.237
2 -	1:30.301	***43.276***	2:13.577 **(2)**	80.01	2.112	11:30:31.814
3 -	1:27.872	43.593	***2:11.465*** **(1)**	***81.29***		***11:32:43.279***
4 -	***1:27.600***					

P31 196 F125 Jake BAKER — Birel / TM

IDEAL LAP TIME : 2:12.233 BEST LAP TIME : 2:12.233 DIFFERENCE : 0.000

LAP	SECTOR 1	SECTOR 2	LAP TIME	MPH	DIFF	TIME OF DAY
1 -	***1:28.941***	***43.292***	***2:12.233*** **(1)**	***80.82***		***11:28:11.269***
2 -	1:41.031					

P32 GPI F250 Kirk CATTERMOLE — Raider / CAT TM

IDEAL LAP TIME : 2:08.033 BEST LAP TIME : 2:12.889 DIFFERENCE : 4.856

LAP	SECTOR 1	SECTOR 2	LAP TIME	MPH	DIFF	TIME OF DAY
1 -	1:41.446	48.669	2:30.115 **(2)**	71.19	17.226	11:28:16.258
2 -	1:27.475	***45.414***	***2:12.889*** **(1)**	***80.42***		***11:30:29.147***
3 -	***1:22.619***					

BMCRC - MRO Championships - Rnd 8 @ Snetterton

British Superkart Racing Club

FREE PRACTICE - SECTOR ANALYSIS

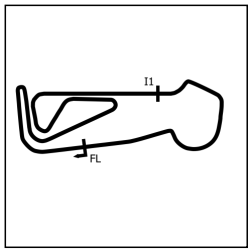

SECTOR 1 = FL to I1, SECTOR 2 = I1 to FL, DIFF = Difference To Personal Best Lap, P = Crossed Finish Line in Pit Lane, D = Time Disallowed

P33 117 F250 Ian O'ROURKE — Anderson / Viper SK250

IDEAL LAP TIME : 2:12.959 BEST LAP TIME : 2:13.011 DIFFERENCE : 0.052

LAP	SECTOR 1	SECTOR 2	LAP TIME	MPH	DIFF	TIME OF DAY
1 -	1:39.049	46.830	2:25.879	73.26	12.868	11:28:18.106
2 -	1:32.547	44.579	2:17.126	77.94	4.115	11:30:35.232
3 -	1:33.338	***43.012***	2:16.350 **(3)**	78.38	3.339	11:32:51.582
4 -	***1:29.947***	43.064	***2:13.011*** **(1)**	***80.35***		***11:35:04.593***
5 -	1:31.027	43.717	2:14.744 **(2)**	79.32	1.733	11:37:19.337

P34 14 D1 Nathan BARTON — Anderson / Barker FPE

IDEAL LAP TIME : 2:08.703 BEST LAP TIME : 2:17.405 DIFFERENCE : 8.702

LAP	SECTOR 1	SECTOR 2	LAP TIME	MPH	DIFF	TIME OF DAY
1 -	1:34.170	***43.235***	***2:17.405*** **(1)**	***77.78***		***11:28:19.463***
2 -	***1:25.468***					

P35 111 F125 Ollie RIDOUT — Anderson / TM

IDEAL LAP TIME : 2:15.737 BEST LAP TIME : 2:17.923 DIFFERENCE : 2.186

LAP	SECTOR 1	SECTOR 2	LAP TIME	MPH	DIFF	TIME OF DAY
1 -	1:43.297	48.962	2:32.259 **(2)**	70.19	14.336	11:28:39.408
2 -	1:32.727	***45.196***	***2:17.923*** **(1)**	***77.49***		***11:30:57.331***
3 -	***1:30.541***					

P36 77 F250 Terence DUDLEY — Anderson / Viper SK250

IDEAL LAP TIME : 2:20.426 BEST LAP TIME : 2:20.426 DIFFERENCE : 0.000

LAP	SECTOR 1	SECTOR 2	LAP TIME	MPH	DIFF	TIME OF DAY
1 -	***1:34.279***	***46.147***	***2:20.426*** **(1)**	***76.11***		***11:28:22.107***

P37 17 F125 Gary POTKINS — Anderson / TM

IDEAL LAP TIME : 2:21.944 BEST LAP TIME : 2:21.944 DIFFERENCE : 0.000

LAP	SECTOR 1	SECTOR 2	LAP TIME	MPH	DIFF	TIME OF DAY
1 -	1:46.929	49.879	2:36.808	68.16	14.864	11:28:15.403
2 -	1:37.159	48.441	2:25.600 **(3)**	73.40	3.656	11:30:41.003
3 -	1:35.464	48.226	2:23.690 **(2)**	74.38	1.746	11:33:04.693
4 -	***1:33.857***	***48.087***	***2:21.944*** **(1)**	***75.29***		***11:35:26.637***

P38 52 F125 Kieren PEAKE — F1 / TM

IDEAL LAP TIME : 2:22.081 BEST LAP TIME : 2:22.081 DIFFERENCE : 0.000

LAP	SECTOR 1	SECTOR 2	LAP TIME	MPH	DIFF	TIME OF DAY
1 -	1:51.254	51.127	2:42.381	65.82	20.300	11:28:54.609
2 -	1:37.557	48.678	2:26.235 **(2)**	73.08	4.154	11:31:20.844
3 -	1:38.236	50.302	2:28.538 **(3)**	71.95	6.457	11:33:49.382
4 -	***1:35.430***	***46.651***	***2:22.081*** **(1)**	***75.22***		***11:36:11.463***

P39 43 D1 Ollie HOLMES — MS Kart / Harvey VM

IDEAL LAP TIME : 2:06.163 BEST LAP TIME : DIFFERENCE :

LAP	SECTOR 1	SECTOR 2	LAP TIME	MPH	DIFF	TIME OF DAY
1 -	***1:28.719***	IN PIT	3:59.475 **P**	44.63		11:29:43.017
2 -	OUTLAP	IN PIT	3:56.044 **P**	45.28		11:33:39.061
3 -	OUTLAP	***37.444***	1:59.857	89.17		11:35:38.918

P40 87 D1 Jack TRITTON — MS Kart / Harvey VM

IDEAL LAP TIME : BEST LAP TIME : DIFFERENCE :

LAP	SECTOR 1	SECTOR 2	LAP TIME	MPH	DIFF	TIME OF DAY
1 -	***1:32.086***	***IN PIT***	5:48.489 **P**	30.66		11:31:25.924
2 -	OUTLAP					

BMCRC - MRO Championships - Rnd 8 @ Snetterton

British Superkart Racing Club

FREE PRACTICE - SECTOR ANALYSIS

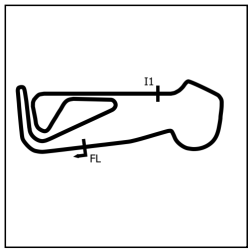

SECTOR 1 = FL to I1, SECTOR 2 = I1 to FL, DIFF = Difference To Personal Best Lap, P = Crossed Finish Line in Pit Lane, D = Time Disallowed

P41 5 D1 Mark EDWARDS MS Kart / Harvey VM

IDEAL LAP TIME : BEST LAP TIME : DIFFERENCE :

LAP	SECTOR 1	SECTOR 2	LAP TIME		MPH	DIFF	TIME OF DAY
1 -	***1:33.537***	***IN PIT***	5:45.432	**P**	30.94		11:31:37.820
2 -	OUTLAP						

P42 26 D1 Carl HULME Anderson / VM

IDEAL LAP TIME : BEST LAP TIME : DIFFERENCE :

LAP	SECTOR 1	SECTOR 2	LAP TIME	MPH	DIFF	TIME OF DAY
1 -	***1:34.558***					

P43 29 D1 Chris WESEMAEL Anderson / VM

IDEAL LAP TIME : BEST LAP TIME : DIFFERENCE :

LAP	SECTOR 1	SECTOR 2	LAP TIME	MPH	DIFF	TIME OF DAY
1 -	***1:31.063***					

P44 70 D1 Vic HEMPSHALL PVP / FPE

IDEAL LAP TIME : BEST LAP TIME : DIFFERENCE :

LAP	SECTOR 1	SECTOR 2	LAP TIME	MPH	DIFF	TIME OF DAY
1 -	***1:44.108***					

P45 61 F250 Tony KEELE Raider / Honda

IDEAL LAP TIME : BEST LAP TIME : DIFFERENCE :

LAP	SECTOR 1	SECTOR 2	LAP TIME	MPH	DIFF	TIME OF DAY
1 -	***1:40.457***					

BMCRC - MRO Championships - Rnd 8 @ Snetterton

British Superkart Racing Club

FREE PRACTICE - BEST SECTORS

POS	SECTOR 1 NO	SECTOR 1 TIME	SECTOR 2 NO	SECTOR 2 TIME
1	3	1:13.638	1	36.031
2	1	1:13.926	24	36.146
3	24	1:14.753	2	36.207
4	140	1:14.947	3	36.246
5	2	1:15.608	140	36.470
6	85	1:15.666	43	37.444
7	69	1:17.862	85	37.878
8	47	1:19.872	69	37.994
9	49	1:20.349	47	39.124
10	22	1:20.495	49	39.306
11	57	1:20.898	50	39.463
12	51	1:21.377	92	39.647
13	92	1:21.792	22	39.843
14	50	1:22.011	57	39.879
15	143	1:22.237	410	40.187
16	410	1:22.422	51	40.359
17	GPI	1:22.619	59	40.467
18	161	1:22.688	161	40.541
19	59	1:23.437	143	40.780
20	40	1:24.863	40	41.867
21	14	1:25.468	97	41.962
22	55	1:26.552	94	42.570
23	94	1:26.893	76	42.679
24	62	1:26.951	12	42.744
25	97	1:26.969	117	43.012
26	99	1:27.600	55	43.220
27	12	1:27.747	14	43.235
28	76	1:27.903	99	43.276
29	43	1:28.719	196	43.292
30	196	1:28.941	62	43.545
31	117	1:29.947	111	45.196
32	111	1:30.541	GPI	45.414
33	29	1:31.063	77	46.147
34	87	1:32.086	52	46.651
35	5	1:33.537	17	48.087
36	17	1:33.857		
37	77	1:34.279		
38	26	1:34.558		
39	52	1:35.430		
40	61	1:40.457		
41	70	1:44.108		
42				
43				
44				
45				

IDEAL / BEST COMPARISON

PERFECT LAP	1:49.669		

POS	NO	NAME	IDEAL	BEST	DIFF
1	3	ALLEN	1:49.884	1:50.051	0.167
2	1	MORLEY	1:49.957	1:50.253	0.296
3	24	RUSHFORTH	1:50.899	1:51.003	0.104
4	140	NEWELL	1:51.417	1:51.417	0.000
5	2	HARPHAM	1:51.815	1:51.815	0.000
6	85	PLAIN	1:53.544	1:53.544	0.000
7	69	KYRITSIS	1:55.856	1:56.298	0.442
8	47	MAILE	1:58.996	1:58.996	0.000
9	49	PARR	1:59.655	1:59.655	0.000
10	22	RIPPIN	2:00.338	2:00.435	0.097
11	57	PASK	2:00.777	2:01.086	0.309
12	92	ARDERN	2:01.439	2:01.984	0.545
13	50	BUSBY	2:01.474	2:01.474	0.000
14	51	BURTON	2:01.736	2:02.967	1.231
15	410	FELLS	2:02.609	2:02.609	0.000
16	143	READER	2:03.017	2:03.234	0.217
17	161	CONNICK	2:03.229	2:03.229	0.000
18	59	FLINT	2:03.904	2:04.306	0.402
19	43	HOLMES			
20	40	SCOTT	2:06.730	2:06.730	0.000
21	GPI	CATTERMOLE	2:08.033	2:12.889	4.856
22	14	BARTON	2:08.703	2:17.405	8.702
23	97	VINCENT	2:08.931	2:09.382	0.451
24	94	CHAN	2:09.463	2:09.550	0.087
25	55	WITHEROW	2:09.772	2:09.983	0.211
26	12	WAITE	2:10.491	2:10.491	0.000
27	62	POWELL	2:10.496	2:11.324	0.828
28	76	DUDLEY	2:10.582	2:10.842	0.260
29	99	BAKER	2:10.876	2:11.465	0.589
30	196	BAKER	2:12.233	2:12.233	0.000
31	117	O'ROURKE	2:12.959	2:13.011	0.052
32	111	RIDOUT	2:15.737	2:17.923	2.186
33	77	DUDLEY	2:20.426	2:20.426	0.000
34	17	POTKINS	2:21.944	2:21.944	0.000
35	52	PEAKE	2:22.081	2:22.081	0.000
36	87	TRITTON			
37	5	EDWARDS			
38	34	JERRED		2:08.097	
39	93	HAIG		2:09.882	
40	159	HARRISON		2:01.058	
41	10	HATFIELD		1:54.353	

Weather / Track : Bright / Dry

Snetterton 300: 2.9689 miles
Date: 05/09/2026 Start: 11:25 Finish: 11:35

Results can be found at www.tsl-timing.com

Printed - 11:41 Saturday, 05 September 2026

BMCRC - MRO Championships - Rnd 8 @ Snetterton

British Superkart Racing Club

FREE PRACTICE - STATISTICS

Competitors Started	45
Planned Start	2026-09-05 @ 11:00:00.000
Actual Start	2026-09-05 @ 11:25:11.438
Finish Time	2026-09-05 @ 11:35:10.091
Track Length	2.9689mi.
Total Laps	150
Total Distance Covered	445.3367mi.

Session Fastest Lap History

NO	CL	NAME	LAP TIME	TIME OF DAY	LAP	VEHICLE
47	F250	**Arran MAILE**	**2:07.010**	11:27:40.483	1	Birel / Honda
24	D1	**Tom RUSHFORTH**	**2:02.905**	11:27:47.369	1	Spyda / VM
24	D1	**Tom RUSHFORTH**	**1:52.975**	11:29:40.344	2	Spyda / VM
140	D1	**Aaron NEWELL**	**1:52.949**	11:29:40.934	2	Anderson / PVP
3	D1	**Ross ALLEN**	**1:51.793**	11:29:50.594	2	Jade / IAME
24	D1	**Tom RUSHFORTH**	**1:51.114**	11:31:31.458	3	Spyda / VM
1	D1	**Liam MORLEY**	**1:50.253**	11:31:42.317	3	Anderson / VM
3	D1	**Ross ALLEN**	**1:50.123**	11:33:31.951	4	Jade / IAME
3	D1	**Ross ALLEN**	**1:50.051**	11:35:22.002	5	Jade / IAME

Flag History

TYPE	TIME OF DAY
GREEN	11:25:11.438
FINISH	11:35:10.091

Flag Statistics

TYPE	COUNT	TOTAL LAPS	TOTAL TIME
Green	1	5	13:43.859
Red	0	0	0.000
Safety Car	0	0	0.000
FCY	0	0	0.000

Weather / Track : Bright / Dry

Snetterton 300: 2.9689 miles
Date: 05/09/2026 Start: 11:25 Finish: 11:35

BMCRC - MRO Championships - Rnd 8 @ Snetterton

British Superkart Racing Club

FREE PRACTICE - STATISTICS

CLASS : D1

19 Starters

Fastest Lap History

NO	NAME	LAP TIME	TIME OF DAY	LAP	VEHICLE
24	**Tom RUSHFORTH**	**2:02.905**	11:27:47.369	1	Spyda / VM
24	**Tom RUSHFORTH**	**1:52.975**	11:29:40.344	2	Spyda / VM
140	**Aaron NEWELL**	**1:52.949**	11:29:40.934	2	Anderson / PVP
3	**Ross ALLEN**	**1:51.793**	11:29:50.594	2	Jade / IAME
24	**Tom RUSHFORTH**	**1:51.114**	11:31:31.458	3	Spyda / VM
1	**Liam MORLEY**	**1:50.253**	11:31:42.317	3	Anderson / VM
3	**Ross ALLEN**	**1:50.123**	11:33:31.951	4	Jade / IAME
3	**Ross ALLEN**	**1:50.051**	11:35:22.002	5	Jade / IAME

BMCRC - MRO Championships - Rnd 8 @ Snetterton

British Superkart Racing Club

FREE PRACTICE - STATISTICS

CLASS : F125

12 Starters

Fastest Lap History

NO	NAME	LAP TIME	TIME OF DAY	LAP	VEHICLE
410	**Lexi FELLS**	**2:10.977**	11:27:40.693	1	Birel Art / IAME
410	**Lexi FELLS**	**2:04.198**	11:29:44.891	2	Birel Art / IAME
22	**Joe RIPPIN**	**2:02.318**	11:30:07.753	2	Anderson / TM
22	**Joe RIPPIN**	**2:01.488**	11:32:09.241	3	Anderson / TM
22	**Joe RIPPIN**	**2:00.461**	11:34:09.702	4	Anderson / TM
22	**Joe RIPPIN**	**2:00.435**	11:36:10.137	5	Anderson / TM

BMCRC - MRO Championships - Rnd 8 @ Snetterton

British Superkart Racing Club

FREE PRACTICE - STATISTICS

CLASS : F250

14 Starters

Fastest Lap History

NO	NAME	LAP TIME	TIME OF DAY	LAP	VEHICLE
47	**Arran MAILE**	**2:07.010**	11:27:40.483	1	Birel / Honda
47	**Arran MAILE**	**2:00.735**	11:29:41.218	2	Birel / Honda
47	**Arran MAILE**	**1:58.996**	11:31:40.214	3	Birel / Honda

BMCRC - MRO Championships - Rnd 8 @ Snetterton

British Superkart Racing Club

QUALIFYING - CLASSIFICATION

POS	NO	CL	PIC	NAME	ENTRY	TIME	ON	LAPS	GAP	DIFF	MPH
1	2	D1	1	Lee HARPHAM	MS Kart / Harvey VM	1:47.764	6	7			99.18
2	1	D1	2	Liam MORLEY	Anderson / VM	1:48.118	4	4	0.354	0.354	98.85
3	3	D1	3	Ross ALLEN	Jade / IAME	1:48.420	5	6	0.656	0.302	98.58
4	87	D1	4	Jack TRITTON	MS Kart / Harvey VM	1:50.016	5	5	2.252	1.596	97.15
5	29	D1	5	Chris WESEMAEL	Anderson / VM	1:50.393	5	5	2.629	0.377	96.81
6	24	D1	6	Tom RUSHFORTH	Spyda / VM	1:50.560	4	4	2.796	0.167	96.67
7	140	D1	7	Aaron NEWELL	Anderson / PVP	1:50.705	3	5	2.941	0.145	96.54
8	5	D1	8	Mark EDWARDS	MS Kart / Harvey VM	1:51.671	4	5	3.907	0.966	95.71
9	10	D1	9	Tom HATFIELD	Anderson / VM	1:51.719	4	5	3.955	0.048	95.66
10	85	D1	10	Lee PLAIN	Anderson / VM	1:51.773	3	4	4.009	0.054	95.62
11	26	D1	11	Carl HULME	Anderson / VM	1:52.302	4	4	4.538	0.529	95.17
12	69	D1	12	Kosta KYRITSIS	Anderson / VM	1:52.576	5	6	4.812	0.274	94.94
13	GPI	F250	1	Kirk CATTERMOLE	Raider / CAT TM	1:56.341	4	4	8.577	3.765	91.86
14	47	F250	2	Arran MAILE	Birel / Honda	1:57.684	3	6	9.920	1.343	90.82
15	92	F250	3	Ben ARDERN	Anderson / DEA	1:58.361	6	6	10.597	0.677	90.30
16	57	D1	13	Mark PASK	MS / VM	1:58.431	3	5	10.667	0.070	90.24
17	50	F250	4	John BUSBY	Anderson / DEA	2:00.572	5	5	12.808	2.141	88.64
18	22	F125	1	Joe RIPPIN	Anderson / TM	2:00.637	6	6	12.873	0.065	88.59
19	49	F250	5	Michael PARR	Anderson / Viper SK250	2:00.982	5	5	13.218	0.345	88.34
20	143	F250	6	John READER	Anderson / DEA	2:01.083	5	6	13.319	0.101	88.27
21	410	F125	2	Lexi FELLS	Birel Art / IAME	2:01.254	6	6	13.490	0.171	88.14
22	161	F250	7	Richard CONNICK	Jade / Honda	2:01.357	6	6	13.593	0.103	88.07
23	59	D1	14	Nick FLINT	Anderson / VM	2:01.362	3	3	13.598	0.005	88.06
24	51	F250	8	Luke BURTON	Anderson / Viper SX250	2:01.748	6	6	13.984	0.386	87.78
25	159	F250	9	Sam HARRISON	Raider / TM	2:02.313	2	3	14.549	0.565	87.38
26	43	D1	15	Ollie HOLMES	MS Kart / Harvey VM	2:03.292	1	1	15.528	0.979	86.68
27	34	F250	10	Daniel JERRED	Anderson / Honda	2:05.347	6	6	17.583	2.055	85.26
28	94*	F125	3	Dexter CHAN	Anderson / TM	2:06.119	6	6	18.355	0.772	84.74
29	55	F125	4	Alan WITHEROW	Anderson / TM	2:06.353	2	6	18.589	0.234	84.58
30	95	F250	11	Daniel I'ANSON	Anderson / Honda	2:06.734	2	3	18.970	0.381	84.33
31	111	F125	5	Ollie RIDOUT	Anderson / TM	2:07.203	5	6	19.439	0.469	84.02
32	12	F125	6	Andy WAITE	Anderson / TM	2:07.373	4	5	19.609	0.170	83.91
33	99	F125	7	Aston BAKER	Anderson / TM	2:07.374	6	6	19.610	0.001	83.91
34	93*	F125	8	Marco HAIG	Anderson / TM	2:07.827	5	5	20.063	0.453	83.61
35	196	F125	9	Jake BAKER	Birel / TM	2:08.699	4	5	20.935	0.872	83.04
36	70	D1	16	Vic HEMPSHALL	PVP / FPE	2:09.868	2	2	22.104	1.169	82.29
37	62	D1	17	Andy POWELL	PVP / FPE	2:10.033	4	5	22.269	0.165	82.19
38	97	F125	10	Toby VINCENT	Anderson / TM	2:10.309	4	5	22.545	0.276	82.02
39	76	F250	12	Alex DUDLEY	PVP / TM	2:11.068	3	5	23.304	0.759	81.54
40	40	D1	18	Richard SCOTT	Anderson / FPE	2:12.464	3	3	24.700	1.396	80.68
41	17	F125	11	Gary POTKINS	Anderson / TM	2:19.876	5	5	32.112	7.412	76.41
42	52	F125	12	Kieren PEAKE	F1 / TM	2:28.892	2	2	41.128	9.016	71.78
43	117	F250	13	Ian O'ROURKE	Anderson / Viper SK250			0			
44	77	F250	14	Terence DUDLEY	Anderson / Viper SK250			0			

#93 & #94 - No working transponders, you must fix for racing or may not be timed.

Weather / Track : Bright / Dry

These results are provisional until the conclusion of any judicial and technical matters.

Date: 05/09/2026 Start: 15:05 Finish: 15:17

Snetterton 300: 2.9689 miles

Clerk Of Course: Darrin Worth	Timekeeper: Richard Evans	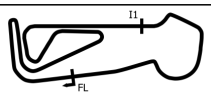

Results can be found at www.tsl-timing.com

Printed - 15:20 Saturday, 05 September 2026

BMCRC - MRO Championships - Rnd 8 @ Snetterton

British Superkart Racing Club

QUALIFYING - SECTOR ANALYSIS

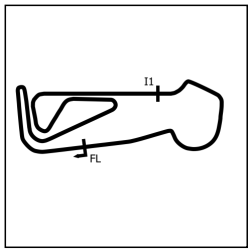

SECTOR 1 = FL to I1, SECTOR 2 = I1 to FL, DIFF = Difference To Personal Best Lap, P = Crossed Finish Line in Pit Lane, D = Time Disallowed

P1 2 D1 Lee HARPHAM — MS Kart / Harvey VM

IDEAL LAP TIME : 1:47.398 BEST LAP TIME : 1:47.764 DIFFERENCE : 0.366

LAP	SECTOR 1	SECTOR 2	LAP TIME	MPH	DIFF	TIME OF DAY
1 -	1:26.585	38.130	2:04.715	85.70	16.951	15:07:56.724
2 -	1:14.689	36.778	1:51.467	95.88	3.703	15:09:48.191
3 -	1:13.222	35.951	1:49.173	97.90	1.409	15:11:37.364
4 -	1:12.318	36.267	1:48.585	98.43	0.821	15:13:25.949
5 -	1:12.595	35.979	1:48.574 (3)	98.44	0.810	15:15:14.523
6 -	***1:12.285***	35.479	***1:47.764*** (1)	***99.18***		***15:17:02.287***
7 -	1:13.201	***35.113***	1:48.314 (2)	98.67	0.550	15:18:50.601

P2 1 D1 Liam MORLEY — Anderson / VM

IDEAL LAP TIME : 1:48.118 BEST LAP TIME : 1:48.118 DIFFERENCE : 0.000

LAP	SECTOR 1	SECTOR 2	LAP TIME	MPH	DIFF	TIME OF DAY
1 -	1:26.924	38.417	2:05.341	85.27	17.223	15:07:56.300
2 -	1:17.934	36.892	1:54.826 (3)	93.08	6.708	15:09:51.126
3 -	1:12.915	36.209	1:49.124 (2)	97.94	1.006	15:11:40.250
4 -	***1:12.718***	***35.400***	***1:48.118*** (1)	***98.85***		***15:13:28.368***
5 -	1:13.112					

P3 3 D1 Ross ALLEN — Jade / IAME

IDEAL LAP TIME : 1:48.420 BEST LAP TIME : 1:48.420 DIFFERENCE : 0.000

LAP	SECTOR 1	SECTOR 2	LAP TIME	MPH	DIFF	TIME OF DAY
1 -	1:23.637	37.263	2:00.900	88.40	12.480	15:07:58.742
2 -	1:15.237	36.966	1:52.203	95.25	3.783	15:09:50.945
3 -	1:12.998	36.345	1:49.343 (2)	97.74	0.923	15:11:40.288
4 -	1:13.873	36.109	1:49.982 (3)	97.18	1.562	15:13:30.270
5 -	***1:12.538***	***35.882***	***1:48.420*** (1)	***98.58***		***15:15:18.690***
6 -	1:16.341	37.118	1:53.459	94.20	5.039	15:17:12.149
7 -	1:15.648					

P4 87 D1 Jack TRITTON — MS Kart / Harvey VM

IDEAL LAP TIME : 1:50.016 BEST LAP TIME : 1:50.016 DIFFERENCE : 0.000

LAP	SECTOR 1	SECTOR 2	LAP TIME	MPH	DIFF	TIME OF DAY
1 -	1:24.489	IN PIT	4:31.917 P	39.30	2:41.901	15:10:30.708
2 -	OUTLAP	37.851	2:15.085	79.12	25.069	15:12:45.793
3 -	1:16.835	37.501	1:54.336 (3)	93.47	4.320	15:14:40.129
4 -	1:15.766	37.315	1:53.081 (2)	94.51	3.065	15:16:33.210
5 -	***1:14.457***	***35.559***	***1:50.016*** (1)	***97.15***		***15:18:23.226***

P5 29 D1 Chris WESEMAEL — Anderson / VM

IDEAL LAP TIME : 1:50.285 BEST LAP TIME : 1:50.393 DIFFERENCE : 0.108

LAP	SECTOR 1	SECTOR 2	LAP TIME	MPH	DIFF	TIME OF DAY
1 -	1:23.521	38.660	2:02.181	87.47	11.788	15:08:00.286
2 -	1:15.015	***36.429***	1:51.444 (3)	95.90	1.051	15:09:51.730
3 -	1:21.933	40.380	2:02.313	87.38	11.920	15:11:54.043
4 -	1:14.095	36.468	1:50.563 (2)	96.66	0.170	15:13:44.606
5 -	***1:13.856***	36.537	***1:50.393*** (1)	***96.81***		***15:15:34.999***
6 -	1:14.674					

P6 24 D1 Tom RUSHFORTH — Spyda / VM

IDEAL LAP TIME : 1:50.378 BEST LAP TIME : 1:50.560 DIFFERENCE : 0.182

LAP	SECTOR 1	SECTOR 2	LAP TIME	MPH	DIFF	TIME OF DAY
1 -	1:27.514	39.013	2:06.527	84.47	15.967	15:07:52.206
2 -	1:15.581	***36.219***	1:51.800 (3)	95.60	1.240	15:09:44.006
3 -	***1:14.159***	36.562	1:50.721 (2)	96.53	0.161	15:11:34.727
4 -	1:14.279	36.281	***1:50.560*** (1)	***96.67***		***15:13:25.287***

Weather / Track : Bright / Dry

Snetterton 300: 2.9689 miles
Date: 05/09/2026 Start: 15:05 Finish: 15:17

BMCRC - MRO Championships - Rnd 8 @ Snetterton

British Superkart Racing Club

QUALIFYING - SECTOR ANALYSIS

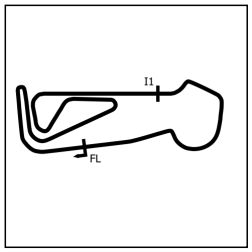

SECTOR 1 = FL to I1, SECTOR 2 = I1 to FL, DIFF = Difference To Personal Best Lap, P = Crossed Finish Line in Pit Lane, D = Time Disallowed

P7 140 D1 Aaron NEWELL — Anderson / PVP

IDEAL LAP TIME : 1:50.394 BEST LAP TIME : 1:50.705 DIFFERENCE : 0.311

LAP	SECTOR 1	SECTOR 2	LAP TIME		MPH	DIFF	TIME OF DAY
1 -	1:25.237	38.311	2:03.548		86.50	12.843	15:07:57.651
2 -	1:14.876	***36.450***	1:51.326	**(2)**	96.00	0.621	15:09:48.977
3 -	***1:13.944***	36.761	***1:50.705***	**(1)**	***96.54***		***15:11:39.682***
4 -	1:15.154	36.556	1:51.710	**(3)**	95.67	1.005	15:13:31.392
5 -	1:14.870	37.448	1:52.318		95.15	1.613	15:15:23.710
6 -	1:31.617						

P8 5 D1 Mark EDWARDS — MS Kart / Harvey VM

IDEAL LAP TIME : 1:51.671 BEST LAP TIME : 1:51.671 DIFFERENCE : 0.000

LAP	SECTOR 1	SECTOR 2	LAP TIME		MPH	DIFF	TIME OF DAY
1 -	1:27.252	38.584	2:05.836		84.93	14.165	15:07:58.062
2 -	1:15.842	37.174	1:53.016		94.57	1.345	15:09:51.078
3 -	1:15.021	36.870	1:51.891	**(2)**	95.52	0.220	15:11:42.969
4 -	***1:15.003***	***36.668***	***1:51.671***	**(1)**	***95.71***		***15:13:34.640***
5 -	1:15.383	37.334	1:52.717	**(3)**	94.82	1.046	15:15:27.357
6 -	1:16.839						

P9 10 D1 Tom HATFIELD — Anderson / VM

IDEAL LAP TIME : 1:51.316 BEST LAP TIME : 1:51.719 DIFFERENCE : 0.403

LAP	SECTOR 1	SECTOR 2	LAP TIME		MPH	DIFF	TIME OF DAY
1 -	1:27.952	38.965	2:06.917		84.21	15.198	15:07:58.518
2 -	1:16.140	36.971	1:53.111	**(3)**	94.49	1.392	15:09:51.629
3 -	1:15.398	***36.779***	1:52.177	**(2)**	95.27	0.458	15:11:43.806
4 -	***1:14.537***	37.182	***1:51.719***	**(1)**	***95.66***		***15:13:35.525***
5 -	1:14.831	46.806	2:01.637		87.86	9.918	15:15:37.162
6 -	1:19.029						

P10 85 D1 Lee PLAIN — Anderson / VM

IDEAL LAP TIME : 1:51.773 BEST LAP TIME : 1:51.773 DIFFERENCE : 0.000

LAP	SECTOR 1	SECTOR 2	LAP TIME		MPH	DIFF	TIME OF DAY
1 -	1:26.913	39.245	2:06.158		84.71	14.385	15:08:00.769
2 -	1:17.561	37.367	1:54.928	**(3)**	92.99	3.155	15:09:55.697
3 -	***1:15.004***	***36.769***	***1:51.773***	**(1)**	***95.62***		***15:11:47.470***
4 -	1:15.222	36.983	1:52.205	**(2)**	95.25	0.432	15:13:39.675
5 -	1:25.465						

P11 26 D1 Carl HULME — Anderson / VM

IDEAL LAP TIME : 1:52.239 BEST LAP TIME : 1:52.302 DIFFERENCE : 0.063

LAP	SECTOR 1	SECTOR 2	LAP TIME		MPH	DIFF	TIME OF DAY
1 -	1:26.017	39.640	2:05.657		85.05	13.355	15:07:54.295
2 -	1:16.049	38.234	1:54.283	**(3)**	93.52	1.981	15:09:48.578
3 -	1:15.531	***37.274***	1:52.805	**(2)**	94.74	0.503	15:11:41.383
4 -	***1:14.965***	37.337	***1:52.302***	**(1)**	***95.17***		***15:13:33.685***
5 -	1:15.672						

P12 69 D1 Kosta KYRITSIS — Anderson / VM

IDEAL LAP TIME : 1:52.508 BEST LAP TIME : 1:52.576 DIFFERENCE : 0.068

LAP	SECTOR 1	SECTOR 2	LAP TIME		MPH	DIFF	TIME OF DAY
1 -	1:24.623	39.435	2:04.058		86.15	11.482	15:08:15.430
2 -	1:16.921	38.220	1:55.141		92.82	2.565	15:10:10.571
3 -	1:17.468	37.647	1:55.115		92.84	2.539	15:12:05.686
4 -	1:17.384	37.558	1:54.942	**(3)**	92.98	2.366	15:14:00.628
5 -	1:15.833	***36.743***	***1:52.576***	**(1)**	***94.94***		***15:15:53.204***
6 -	***1:15.765***	36.826	1:52.591	**(2)**	94.92	0.015	15:17:45.795

Weather / Track : Bright / Dry

Snetterton 300: 2.9689 miles
Date: 05/09/2026 Start: 15:05 Finish: 15:17

BMCRC - MRO Championships - Rnd 8 @ Snetterton

British Superkart Racing Club

QUALIFYING - SECTOR ANALYSIS

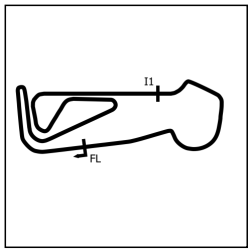

SECTOR 1 = FL to I1, SECTOR 2 = I1 to FL, DIFF = Difference To Personal Best Lap, P = Crossed Finish Line in Pit Lane, D = Time Disallowed

P13 GPI F250 Kirk CATTERMOLE — Raider / CAT TM

IDEAL LAP TIME : 1:56.341 BEST LAP TIME : 1:56.341 DIFFERENCE : 0.000

LAP	SECTOR 1	SECTOR 2	LAP TIME		MPH	DIFF	TIME OF DAY
1 -	1:27.964	39.629	2:07.593		83.76	11.252	15:08:02.639
2 -	1:19.726	39.135	1:58.861	(2)	89.92	2.520	15:10:01.500
3 -	1:20.511	42.351	2:02.862	(3)	86.99	6.521	15:12:04.362
4 -	***1:17.756***	***38.585***	***1:56.341***	**(1)**	***91.86***		***15:14:00.703***

P14 47 F250 Arran MAILE — Birel / Honda

IDEAL LAP TIME : 1:57.500 BEST LAP TIME : 1:57.684 DIFFERENCE : 0.184

LAP	SECTOR 1	SECTOR 2	LAP TIME		MPH	DIFF	TIME OF DAY
1 -	1:28.880	40.311	2:09.191		82.73	11.507	15:08:02.089
2 -	1:19.884	39.315	1:59.199		89.66	1.515	15:10:01.288
3 -	***1:18.997***	38.687	***1:57.684***	**(1)**	***90.82***		***15:11:58.972***
4 -	1:19.780	38.905	1:58.685		90.05	1.001	15:13:57.657
5 -	1:19.499	39.049	1:58.548	(3)	90.15	0.864	15:15:56.205
6 -	1:20.038	***38.503***	1:58.541	(2)	90.16	0.857	15:17:54.746

P15 92 F250 Ben ARDERN — Anderson / DEA

IDEAL LAP TIME : 1:57.953 BEST LAP TIME : 1:58.361 DIFFERENCE : 0.408

LAP	SECTOR 1	SECTOR 2	LAP TIME		MPH	DIFF	TIME OF DAY
1 -	1:30.954	41.622	2:12.576		80.61	14.215	15:08:03.817
2 -	1:24.879	40.594	2:05.473		85.18	7.112	15:10:09.290
3 -	1:20.268	39.090	1:59.358	(3)	89.54	0.997	15:12:08.648
4 -	1:20.453	41.346	2:01.799		87.75	3.438	15:14:10.447
5 -	1:20.390	***38.681***	1:59.071	(2)	89.76	0.710	15:16:09.518
6 -	***1:19.272***	39.089	***1:58.361***	**(1)**	***90.30***		***15:18:07.879***

P16 57 D1 Mark PASK — MS / VM

IDEAL LAP TIME : 1:58.022 BEST LAP TIME : 1:58.431 DIFFERENCE : 0.409

LAP	SECTOR 1	SECTOR 2	LAP TIME		MPH	DIFF	TIME OF DAY
1 -	1:36.798	44.595	2:21.393		75.59	22.962	15:08:33.550
2 -	1:19.789	39.475	1:59.264		89.61	0.833	15:10:32.814
3 -	***1:18.644***	39.787	***1:58.431***	**(1)**	***90.24***		***15:12:31.245***
4 -	1:19.386	39.633	1:59.019	(2)	89.80	0.588	15:14:30.264
5 -	1:19.781	***39.378***	1:59.159	(3)	89.69	0.728	15:16:29.423
6 -	1:22.692						

P17 50 F250 John BUSBY — Anderson / DEA

IDEAL LAP TIME : 2:00.572 BEST LAP TIME : 2:00.572 DIFFERENCE : 0.000

LAP	SECTOR 1	SECTOR 2	LAP TIME		MPH	DIFF	TIME OF DAY
1 -	1:32.214	41.744	2:13.958		79.78	13.386	15:08:03.635
2 -	1:23.130	39.886	2:03.016		86.88	2.444	15:10:06.651
3 -	1:22.047	39.707	2:01.754	(2)	87.78	1.182	15:12:08.405
4 -	1:21.643	41.326	2:02.969	(3)	86.91	2.397	15:14:11.374
5 -	***1:20.871***	***39.701***	***2:00.572***	**(1)**	***88.64***		***15:16:11.946***
6 -	1:21.333						

P18 22 F125 Joe RIPPIN — Anderson / TM

IDEAL LAP TIME : 2:00.480 BEST LAP TIME : 2:00.637 DIFFERENCE : 0.157

LAP	SECTOR 1	SECTOR 2	LAP TIME		MPH	DIFF	TIME OF DAY
1 -	1:26.425	43.399	2:09.824		82.32	9.187	15:08:36.947
2 -	1:22.543	41.433	2:03.976		86.21	3.339	15:10:40.923
3 -	1:23.311	40.959	2:04.270		86.00	3.633	15:12:45.193
4 -	1:21.207	40.250	2:01.457	(2)	87.99	0.820	15:14:46.650
5 -	1:21.878	***40.015***	2:01.893	(3)	87.68	1.256	15:16:48.543
6 -	***1:20.465***	40.172	***2:00.637***	**(1)**	***88.59***		***15:18:49.180***

BMCRC - MRO Championships - Rnd 8 @ Snetterton

British Superkart Racing Club

QUALIFYING - SECTOR ANALYSIS

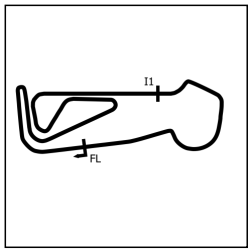

SECTOR 1 = FL to I1, SECTOR 2 = I1 to FL, DIFF = Difference To Personal Best Lap, P = Crossed Finish Line in Pit Lane, D = Time Disallowed

P19 49 F250 Michael PARR — Anderson / Viper SK250

IDEAL LAP TIME : 1:59.543 BEST LAP TIME : 2:00.982 DIFFERENCE : 1.439

LAP	SECTOR 1	SECTOR 2	LAP TIME		MPH	DIFF	TIME OF DAY
1 -	1:41.795	45.700	2:27.495		72.46	26.513	15:08:33.887
2 -	1:25.340	41.498	2:06.838		84.26	5.856	15:10:40.725
3 -	1:22.644	40.346	2:02.990	(3)	86.90	2.008	15:12:43.715
4 -	1:20.957	40.206	2:01.163	(2)	88.21	0.181	15:14:44.878
5 -	1:21.516	***39.466***	***2:00.982***	(1)	***88.34***		***15:16:45.860***
6 -	***1:20.077***						

P20 143 F250 John READER — Anderson / DEA

IDEAL LAP TIME : 2:01.044 BEST LAP TIME : 2:01.083 DIFFERENCE : 0.039

LAP	SECTOR 1	SECTOR 2	LAP TIME		MPH	DIFF	TIME OF DAY
1 -	1:39.739	47.916	2:27.655		72.38	26.572	15:08:44.216
2 -	1:28.303	43.447	2:11.750		81.12	10.667	15:10:55.966
3 -	1:26.348	41.330	2:07.678		83.71	6.595	15:13:03.644
4 -	1:21.745	***39.964***	2:01.709	(2)	87.81	0.626	15:15:05.353
5 -	***1:21.080***	40.003	***2:01.083***	(1)	***88.27***		***15:17:06.436***
6 -	1:22.300	41.040	2:03.340	(3)	86.65	2.257	15:19:09.776

P21 410 F125 Lexi FELLS — Birel Art / IAME

IDEAL LAP TIME : 2:01.254 BEST LAP TIME : 2:01.254 DIFFERENCE : 0.000

LAP	SECTOR 1	SECTOR 2	LAP TIME		MPH	DIFF	TIME OF DAY
1 -	1:30.611	42.100	2:12.711		80.53	11.457	15:07:58.699
2 -	1:24.940	40.902	2:05.842		84.93	4.588	15:10:04.541
3 -	1:22.640	40.489	2:03.129	(3)	86.80	1.875	15:12:07.670
4 -	1:21.657	42.836	2:04.493		85.85	3.239	15:14:12.163
5 -	1:21.666	40.307	2:01.973	(2)	87.62	0.719	15:16:14.136
6 -	***1:21.087***	***40.167***	***2:01.254***	(1)	***88.14***		***15:18:15.390***

P22 161 F250 Richard CONNICK — Jade / Honda

IDEAL LAP TIME : 2:01.357 BEST LAP TIME : 2:01.357 DIFFERENCE : 0.000

LAP	SECTOR 1	SECTOR 2	LAP TIME		MPH	DIFF	TIME OF DAY
1 -	1:31.390	43.618	2:15.008		79.16	13.651	15:08:17.047
2 -	1:25.444	41.443	2:06.887		84.23	5.530	15:10:23.934
3 -	1:23.205	40.412	2:03.617	(3)	86.46	2.260	15:12:27.551
4 -	1:22.952	41.014	2:03.966		86.21	2.609	15:14:31.517
5 -	1:22.000	40.654	2:02.654	(2)	87.14	1.297	15:16:34.171
6 -	***1:21.331***	***40.026***	***2:01.357***	(1)	***88.07***		***15:18:35.528***

P23 59 D1 Nick FLINT — Anderson / VM

IDEAL LAP TIME : 2:00.049 BEST LAP TIME : 2:01.362 DIFFERENCE : 1.313

LAP	SECTOR 1	SECTOR 2	LAP TIME		MPH	DIFF	TIME OF DAY
1 -	1:27.816	40.536	2:08.352	(3)	83.27	6.990	15:08:13.537
2 -	***1:20.322***	41.391	2:01.713	(2)	87.81	0.351	15:10:15.250
3 -	1:21.635	***39.727***	***2:01.362***	(1)	***88.06***		***15:12:16.612***
4 -	1:29.820						

P24 51 F250 Luke BURTON — Anderson / Viper SX250

IDEAL LAP TIME : 2:01.129 BEST LAP TIME : 2:01.748 DIFFERENCE : 0.619

LAP	SECTOR 1	SECTOR 2	LAP TIME		MPH	DIFF	TIME OF DAY
1 -	1:34.717	42.454	2:17.171		77.91	15.423	15:08:24.736
2 -	1:23.578	39.805	2:03.383		86.62	1.635	15:10:28.119
3 -	1:23.372	40.885	2:04.257		86.01	2.509	15:12:32.376
4 -	***1:21.914***	39.842	2:01.756	(2)	87.78	0.008	15:14:34.132
5 -	1:22.663	***39.215***	2:01.878	(3)	87.69	0.130	15:16:36.010
6 -	1:22.282	39.466	***2:01.748***	(1)	***87.78***		***15:18:37.758***

BMCRC - MRO Championships - Rnd 8 @ Snetterton

British Superkart Racing Club

QUALIFYING - SECTOR ANALYSIS

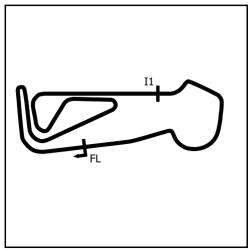

SECTOR 1 = FL to I1, SECTOR 2 = I1 to FL, DIFF = Difference To Personal Best Lap, P = Crossed Finish Line in Pit Lane, D = Time Disallowed

P25 159 F250 Sam HARRISON — Raider / TM

IDEAL LAP TIME : 2:02.263 BEST LAP TIME : 2:02.313 DIFFERENCE : 0.050

LAP	SECTOR 1	SECTOR 2	LAP TIME	MPH	DIFF	TIME OF DAY
1 -	1:28.673	41.401	2:10.074 (3)	82.16	7.761	15:08:04.699
2 -	1:22.585	***39.728***	***2:02.313*** (1)	***87.38***		***15:10:07.012***
3 -	***1:22.535***	40.276	2:02.811 (2)	87.02	0.498	15:12:09.823
4 -	1:27.431					

P26 43 D1 Ollie HOLMES — MS Kart / Harvey VM

IDEAL LAP TIME : 2:03.292 BEST LAP TIME : 2:03.292 DIFFERENCE : 0.000

LAP	SECTOR 1	SECTOR 2	LAP TIME	MPH	DIFF	TIME OF DAY
1 -	***1:25.008***	***38.284***	***2:03.292*** (1)	***86.68***		***15:07:54.418***
2 -	1:36.967					

P27 34 F250 Daniel JERRED — Anderson / Honda

IDEAL LAP TIME : 2:05.347 BEST LAP TIME : 2:05.347 DIFFERENCE : 0.000

LAP	SECTOR 1	SECTOR 2	LAP TIME	MPH	DIFF	TIME OF DAY
1 -	1:35.234	44.090	2:19.324	76.71	13.977	15:08:32.181
2 -	1:25.236	41.511	2:06.747 (3)	84.32	1.400	15:10:38.928
3 -	1:25.335	42.627	2:07.962	83.52	2.615	15:12:46.890
4 -	1:25.565	41.437	2:07.002	84.15	1.655	15:14:53.892
5 -	1:24.424	41.648	2:06.072 (2)	84.77	0.725	15:16:59.964
6 -	***1:24.249***	***41.098***	***2:05.347*** (1)	***85.26***		***15:19:05.311***

P28 94 F125 Dexter CHAN — Anderson / TM

IDEAL LAP TIME : BEST LAP TIME : 2:06.119 DIFFERENCE :

LAP	SECTOR 1	SECTOR 2	LAP TIME	MPH	DIFF	TIME OF DAY
1 -			2:20.622	76.00	14.503	15:08:38.398
2 -			2:07.608	83.75	1.489	15:10:46.006
3 -			2:06.410	84.55	0.291	15:12:52.416
4 -			2:06.123 (2)	84.74	0.004	15:14:58.539
5 -			2:06.333 (3)	84.60	0.214	15:17:04.872
6 -			***2:06.119*** (1)	***84.74***		***15:19:10.991***

P29 55 F125 Alan WITHEROW — Anderson / TM

IDEAL LAP TIME : 2:05.786 BEST LAP TIME : 2:06.353 DIFFERENCE : 0.567

LAP	SECTOR 1	SECTOR 2	LAP TIME	MPH	DIFF	TIME OF DAY
1 -	1:29.382	43.175	2:12.557	80.63	6.204	15:08:13.625
2 -	1:24.513	41.840	***2:06.353*** (1)	***84.58***		***15:10:19.978***
3 -	***1:24.125***	42.281	2:06.406 (2)	84.55	0.053	15:12:26.384
4 -	1:24.774	***41.661***	2:06.435 (3)	84.53	0.082	15:14:32.819
5 -	1:25.246	42.020	2:07.266	83.98	0.913	15:16:40.085
6 -	1:24.559	42.410	2:06.969	84.17	0.616	15:18:47.054

P30 95 F250 Daniel l'ANSON — Anderson / Honda

IDEAL LAP TIME : 2:06.734 BEST LAP TIME : 2:06.734 DIFFERENCE : 0.000

LAP	SECTOR 1	SECTOR 2	LAP TIME	MPH	DIFF	TIME OF DAY
1 -	1:34.514	41.897	2:16.411 (3)	78.35	9.677	15:08:20.347
2 -	***1:25.035***	***41.699***	***2:06.734*** (1)	***84.33***		***15:10:27.081***
3 -	1:26.990	41.912	2:08.902 (2)	82.91	2.168	15:12:35.983
4 -	1:26.690					

BMCRC - MRO Championships - Rnd 8 @ Snetterton

British Superkart Racing Club

QUALIFYING - SECTOR ANALYSIS

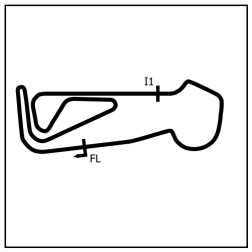

SECTOR 1 = FL to I1, SECTOR 2 = I1 to FL, DIFF = Difference To Personal Best Lap, P = Crossed Finish Line in Pit Lane, D = Time Disallowed

P31 111 F125 Ollie RIDOUT Anderson / TM

IDEAL LAP TIME : 2:06.743 BEST LAP TIME : 2:07.203 DIFFERENCE : 0.460

LAP	SECTOR 1	SECTOR 2	LAP TIME	MPH	DIFF	TIME OF DAY
1 -	1:34.693	43.623	2:18.316	77.27	11.113	15:08:27.384
2 -	1:27.426	42.910	2:10.336	82.00	3.133	15:10:37.720
3 -	1:26.594	42.383	2:08.977	82.86	1.774	15:12:46.697
4 -	***1:25.452***	41.810	2:07.262 **(2)**	83.98	0.059	15:14:53.959
5 -	1:25.912	***41.291***	***2:07.203*** **(1)**	***84.02***		***15:17:01.162***
6 -	1:25.653	42.739	2:08.392 **(3)**	83.24	1.189	15:19:09.554

P32 12 F125 Andy WAITE Anderson / TM

IDEAL LAP TIME : 2:07.373 BEST LAP TIME : 2:07.373 DIFFERENCE : 0.000

LAP	SECTOR 1	SECTOR 2	LAP TIME	MPH	DIFF	TIME OF DAY
1 -	1:42.993	49.189	2:32.182	70.23	24.809	15:08:42.369
2 -	1:27.934	44.095	2:12.029 **(3)**	80.95	4.656	15:10:54.398
3 -	1:26.372	43.157	2:09.529 **(2)**	82.51	2.156	15:13:03.927
4 -	***1:25.662***	***41.711***	***2:07.373*** **(1)**	***83.91***		***15:15:11.300***
5 -	1:33.052	43.461	2:16.513	78.29	9.140	15:17:27.813

P33 99 F125 Aston BAKER Anderson / TM

IDEAL LAP TIME : 2:07.374 BEST LAP TIME : 2:07.374 DIFFERENCE : 0.000

LAP	SECTOR 1	SECTOR 2	LAP TIME	MPH	DIFF	TIME OF DAY
1 -	1:36.116	43.896	2:20.012	76.33	12.638	15:08:28.512
2 -	1:26.162	42.183	2:08.345 **(3)**	83.27	0.971	15:10:36.857
3 -	1:26.461	43.283	2:09.744	82.37	2.370	15:12:46.601
4 -	1:26.601	42.033	2:08.634	83.08	1.260	15:14:55.235
5 -	1:25.609	41.979	2:07.588 **(2)**	83.77	0.214	15:17:02.823
6 -	***1:25.573***	***41.801***	***2:07.374*** **(1)**	***83.91***		***15:19:10.197***

P34 93 F125 Marco HAIG Anderson / TM

IDEAL LAP TIME : BEST LAP TIME : 2:07.827 DIFFERENCE :

LAP	SECTOR 1	SECTOR 2	LAP TIME	MPH	DIFF	TIME OF DAY
1 -			2:22.428	75.04	14.601	15:08:50.897
2 -			2:11.523	81.26	3.696	15:11:02.420
3 -			2:10.106 **(2)**	82.14	2.279	15:13:12.526
4 -			2:10.949 **(3)**	81.62	3.122	15:15:23.475
5 -			***2:07.827*** **(1)**	***83.61***		***15:17:31.302***

P35 196 F125 Jake BAKER Birel / TM

IDEAL LAP TIME : 2:07.912 BEST LAP TIME : 2:08.699 DIFFERENCE : 0.787

LAP	SECTOR 1	SECTOR 2	LAP TIME	MPH	DIFF	TIME OF DAY
1 -	1:32.588	44.521	2:17.109	77.95	8.410	15:08:24.374
2 -	1:27.438	42.511	2:09.949	82.24	1.250	15:10:34.323
3 -	1:25.990	43.050	2:09.040 **(3)**	82.82	0.341	15:12:43.363
4 -	***1:25.661***	43.038	***2:08.699*** **(1)**	***83.04***		***15:14:52.062***
5 -	1:26.454	***42.251***	2:08.705 **(2)**	83.04	0.006	15:17:00.767
6 -	1:31.570					

P36 70 D1 Vic HEMPSHALL PVP / FPE

IDEAL LAP TIME : 2:09.344 BEST LAP TIME : 2:09.868 DIFFERENCE : 0.524

LAP	SECTOR 1	SECTOR 2	LAP TIME	MPH	DIFF	TIME OF DAY
1 -	1:36.589	44.118	2:20.707 **(2)**	75.95	10.839	15:08:16.094
2 -	1:26.234	***43.634***	***2:09.868*** **(1)**	***82.29***		***15:10:25.962***
3 -	***1:25.710***					

BMCRC - MRO Championships - Rnd 8 @ Snetterton

British Superkart Racing Club

QUALIFYING - SECTOR ANALYSIS

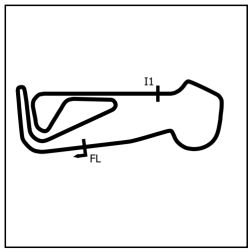

SECTOR 1 = FL to I1, SECTOR 2 = I1 to FL, DIFF = Difference To Personal Best Lap, P = Crossed Finish Line in Pit Lane, D = Time Disallowed

P37 62 D1 Andy POWELL PVP / FPE

IDEAL LAP TIME : 2:09.940 BEST LAP TIME : 2:10.033 DIFFERENCE : 0.093

LAP	SECTOR 1	SECTOR 2	LAP TIME	MPH	DIFF	TIME OF DAY
1 -	1:39.793	45.089	2:24.882	73.77	14.849	15:08:30.021
2 -	1:35.338	44.218	2:19.556	76.58	9.523	15:10:49.577
3 -	1:27.296	44.083	2:11.379 (3)	81.35	1.346	15:13:00.956
4 -	***1:26.394***	43.639	***2:10.033*** (1)	***82.19***		***15:15:10.989***
5 -	1:26.964	***43.546***	2:10.510 (2)	81.89	0.477	15:17:21.499
6 -	1:33.523					

P38 97 F125 Toby VINCENT Anderson / TM

IDEAL LAP TIME : 2:10.309 BEST LAP TIME : 2:10.309 DIFFERENCE : 0.000

LAP	SECTOR 1	SECTOR 2	LAP TIME	MPH	DIFF	TIME OF DAY
1 -	1:41.109	49.903	2:31.012	70.77	20.703	15:08:42.022
2 -	1:30.019	42.972	2:12.991	80.36	2.682	15:10:55.013
3 -	1:29.499	43.152	2:12.651 (2)	80.57	2.342	15:13:07.664
4 -	***1:28.115***	***42.194***	***2:10.309*** (1)	***82.02***		***15:15:17.973***
5 -	1:29.257	43.592	2:12.849 (3)	80.45	2.540	15:17:30.822

P39 76 F250 Alex DUDLEY PVP / TM

IDEAL LAP TIME : 2:10.673 BEST LAP TIME : 2:11.068 DIFFERENCE : 0.395

LAP	SECTOR 1	SECTOR 2	LAP TIME	MPH	DIFF	TIME OF DAY
1 -	1:39.024	46.984	2:26.008	73.20	14.940	15:08:39.723
2 -	1:29.984	44.860	2:14.844	79.26	3.776	15:10:54.567
3 -	1:28.079	42.989	***2:11.068*** (1)	***81.54***		***15:13:05.635***
4 -	***1:27.701***	43.759	2:11.460 (2)	81.30	0.392	15:15:17.095
5 -	1:29.287	***42.972***	2:12.259 (3)	80.81	1.191	15:17:29.354

P40 40 D1 Richard SCOTT Anderson / FPE

IDEAL LAP TIME : 2:10.428 BEST LAP TIME : 2:12.464 DIFFERENCE : 2.036

LAP	SECTOR 1	SECTOR 2	LAP TIME	MPH	DIFF	TIME OF DAY
1 -	1:52.060	45.237	2:37.297 (3)	67.94	24.833	15:10:18.546
2 -	1:29.646	44.109	2:13.755 (2)	79.90	1.291	15:12:32.301
3 -	1:28.825	***43.639***	***2:12.464*** (1)	***80.68***		***15:14:44.765***
4 -	***1:26.789***					

P41 17 F125 Gary POTKINS Anderson / TM

IDEAL LAP TIME : 2:19.740 BEST LAP TIME : 2:19.876 DIFFERENCE : 0.136

LAP	SECTOR 1	SECTOR 2	LAP TIME	MPH	DIFF	TIME OF DAY
1 -	1:43.018	50.356	2:33.374	69.68	13.498	15:08:48.329
2 -	1:34.095	***46.729***	2:20.824 (3)	75.89	0.948	15:11:09.153
3 -	1:33.679	47.175	2:20.854	75.88	0.978	15:13:30.007
4 -	1:33.237	46.866	2:20.103 (2)	76.28	0.227	15:15:50.110
5 -	***1:33.011***	46.865	***2:19.876*** (1)	***76.41***		***15:18:09.986***

P42 52 F125 Kieren PEAKE F1 / TM

IDEAL LAP TIME : 2:28.892 BEST LAP TIME : 2:28.892 DIFFERENCE : 0.000

LAP	SECTOR 1	SECTOR 2	LAP TIME	MPH	DIFF	TIME OF DAY
1 -	1:47.435	54.964	2:42.399 (2)	65.81	13.507	15:09:13.328
2 -	***1:38.739***	***50.153***	***2:28.892*** (1)	***71.78***		***15:11:42.220***
3 -	1:45.470					

P43 117 F250 Ian O'ROURKE Anderson / Viper SK250

IDEAL LAP TIME : BEST LAP TIME : DIFFERENCE :

LAP	SECTOR 1	SECTOR 2	LAP TIME	MPH	DIFF	TIME OF DAY
1 -	***1:38.009***					

BMCRC - MRO Championships - Rnd 8 @ Snetterton

British Superkart Racing Club

QUALIFYING - SECTOR ANALYSIS

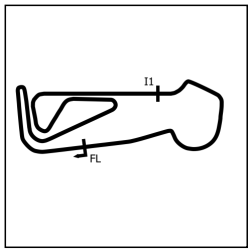

SECTOR 1 = FL to I1, SECTOR 2 = I1 to FL, DIFF = Difference To Personal Best Lap, P = Crossed Finish Line in Pit Lane, D = Time Disallowed

P44 77 F250 Terence DUDLEY Anderson / Viper SK250

IDEAL LAP TIME : BEST LAP TIME : DIFFERENCE :

LAP	SECTOR 1	SECTOR 2	LAP TIME	MPH	DIFF	TIME OF DAY
1 -	***1:40.556***					

BMCRC - MRO Championships - Rnd 8 @ Snetterton

British Superkart Racing Club

QUALIFYING - BEST SECTORS

POS	SECTOR 1 NO	SECTOR 1 TIME	SECTOR 2 NO	SECTOR 2 TIME
1	2	1:12.285	2	35.113
2	3	1:12.538	1	35.400
3	1	1:12.718	87	35.559
4	29	1:13.856	3	35.882
5	140	1:13.944	24	36.219
6	24	1:14.159	29	36.429
7	87	1:14.457	140	36.450
8	10	1:14.537	5	36.668
9	26	1:14.965	69	36.743
10	5	1:15.003	85	36.769
11	85	1:15.004	10	36.779
12	69	1:15.765	26	37.274
13	GPI	1:17.756	43	38.284
14	57	1:18.644	47	38.503
15	47	1:18.997	GPI	38.585
16	92	1:19.272	92	38.681
17	49	1:20.077	51	39.215
18	59	1:20.322	57	39.378
19	22	1:20.465	49	39.466
20	50	1:20.871	50	39.701
21	143	1:21.080	59	39.727
22	410	1:21.087	159	39.728
23	161	1:21.331	143	39.964
24	51	1:21.914	22	40.015
25	159	1:22.535	161	40.026
26	55	1:24.125	410	40.167
27	34	1:24.249	34	41.098
28	43	1:25.008	111	41.291
29	95	1:25.035	55	41.661
30	111	1:25.452	95	41.699
31	99	1:25.573	12	41.711
32	196	1:25.661	99	41.801
33	12	1:25.662	97	42.194
34	70	1:25.710	196	42.251
35	62	1:26.394	76	42.972
36	40	1:26.789	62	43.546
37	76	1:27.701	70	43.634
38	97	1:28.115	40	43.639
39	17	1:33.011	17	46.729
40	117	1:38.009	52	50.153
41	52	1:38.739		
42	77	1:40.556		
43				
44				

POS	NO	NAME	IDEAL	BEST	DIFF
		PERFECT LAP	1:47.398		
1	2	HARPHAM	1:47.398	1:47.764	0.366
2	1	MORLEY	1:48.118	1:48.118	0.000
3	3	ALLEN	1:48.420	1:48.420	0.000
4	87	TRITTON	1:50.016	1:50.016	0.000
5	29	WESEMAEL	1:50.285	1:50.393	0.108
6	24	RUSHFORTH	1:50.378	1:50.560	0.182
7	140	NEWELL	1:50.394	1:50.705	0.311
8	10	HATFIELD	1:51.316	1:51.719	0.403
9	5	EDWARDS	1:51.671	1:51.671	0.000
10	85	PLAIN	1:51.773	1:51.773	0.000
11	26	HULME	1:52.239	1:52.302	0.063
12	69	KYRITSIS	1:52.508	1:52.576	0.068
13	GPI	CATTERMOLE	1:56.341	1:56.341	0.000
14	47	MAILE	1:57.500	1:57.684	0.184
15	92	ARDERN	1:57.953	1:58.361	0.408
16	57	PASK	1:58.022	1:58.431	0.409
17	49	PARR	1:59.543	2:00.982	1.439
18	59	FLINT	2:00.049	2:01.362	1.313
19	22	RIPPIN	2:00.480	2:00.637	0.157
20	50	BUSBY	2:00.572	2:00.572	0.000
21	143	READER	2:01.044	2:01.083	0.039
22	51	BURTON	2:01.129	2:01.748	0.619
23	410	FELLS	2:01.254	2:01.254	0.000
24	161	CONNICK	2:01.357	2:01.357	0.000
25	159	HARRISON	2:02.263	2:02.313	0.050
26	43	HOLMES	2:03.292	2:03.292	0.000
27	34	JERRED	2:05.347	2:05.347	0.000
28	55	WITHEROW	2:05.786	2:06.353	0.567
29	95	I'ANSON	2:06.734	2:06.734	0.000
30	111	RIDOUT	2:06.743	2:07.203	0.460
31	12	WAITE	2:07.373	2:07.373	0.000
32	99	BAKER	2:07.374	2:07.374	0.000
33	196	BAKER	2:07.912	2:08.699	0.787
34	70	HEMPSHALL	2:09.344	2:09.868	0.524
35	62	POWELL	2:09.940	2:10.033	0.093
36	97	VINCENT	2:10.309	2:10.309	0.000
37	40	SCOTT	2:10.428	2:12.464	2.036
38	76	DUDLEY	2:10.673	2:11.068	0.395
39	17	POTKINS	2:19.740	2:19.876	0.136
40	52	PEAKE	2:28.892	2:28.892	0.000
41	94	CHAN		2:06.119	
42	93	HAIG		2:07.827	

Weather / Track : Bright / Dry

Snetterton 300: 2.9689 miles
Date: 05/09/2026 Start: 15:05 Finish: 15:17

Results can be found at www.tsl-timing.com

Printed - 15:21 Saturday, 05 September 2026

BMCRC - MRO Championships - Rnd 8 @ Snetterton

British Superkart Racing Club

QUALIFYING - STATISTICS

Competitors Started	44
Planned Start	2026-09-05 @ 14:10:00.000
Actual Start	2026-09-05 @ 15:05:26.727
Finish Time	2026-09-05 @ 15:17:25.675
Track Length	2.9689mi.
Total Laps	203
Total Distance Covered	602.6890mi.

Session Fastest Lap History

NO	CL	NAME	LAP TIME	TIME OF DAY	LAP	VEHICLE
24	D1	**Tom RUSHFORTH**	**2:06.527**	15:07:52.206	1	Spyda / VM
26	D1	**Carl HULME**	**2:05.657**	15:07:54.295	1	Anderson / VM
43	D1	**Ollie HOLMES**	**2:03.292**	15:07:54.418	1	MS Kart / Harvey VM
3	D1	**Ross ALLEN**	**2:00.900**	15:07:58.742	1	Jade / IAME
24	D1	**Tom RUSHFORTH**	**1:51.800**	15:09:44.006	2	Spyda / VM
2	D1	**Lee HARPHAM**	**1:51.467**	15:09:48.191	2	MS Kart / Harvey VM
140	D1	**Aaron NEWELL**	**1:51.326**	15:09:48.977	2	Anderson / PVP
24	D1	**Tom RUSHFORTH**	**1:50.721**	15:11:34.727	3	Spyda / VM
2	D1	**Lee HARPHAM**	**1:49.173**	15:11:37.364	3	MS Kart / Harvey VM
1	D1	**Liam MORLEY**	**1:49.124**	15:11:40.250	3	Anderson / VM
2	D1	**Lee HARPHAM**	**1:48.585**	15:13:25.949	4	MS Kart / Harvey VM
1	D1	**Liam MORLEY**	**1:48.118**	15:13:28.368	4	Anderson / VM
2	D1	**Lee HARPHAM**	**1:47.764**	15:17:02.287	6	MS Kart / Harvey VM

Flag History

TYPE	TIME OF DAY
GREEN	15:05:26.727
FINISH	15:17:25.675

Flag Statistics

TYPE	COUNT	TOTAL LAPS	TOTAL TIME
Green	1	7	14:30.204
Red	0	0	0.000
Safety Car	0	0	0.000
FCY	0	0	0.000

BMCRC - MRO Championships - Rnd 8 @ Snetterton

British Superkart Racing Club

QUALIFYING - STATISTICS

CLASS : D1

18 Starters

Fastest Lap History

NO	NAME	LAP TIME	TIME OF DAY	LAP	VEHICLE
24	**Tom RUSHFORTH**	**2:06.527**	15:07:52.206	1	Spyda / VM
26	**Carl HULME**	**2:05.657**	15:07:54.295	1	Anderson / VM
43	**Ollie HOLMES**	**2:03.292**	15:07:54.418	1	MS Kart / Harvey VM
3	**Ross ALLEN**	**2:00.900**	15:07:58.742	1	Jade / IAME
24	**Tom RUSHFORTH**	**1:51.800**	15:09:44.006	2	Spyda / VM
2	**Lee HARPHAM**	**1:51.467**	15:09:48.191	2	MS Kart / Harvey VM
140	**Aaron NEWELL**	**1:51.326**	15:09:48.977	2	Anderson / PVP
24	**Tom RUSHFORTH**	**1:50.721**	15:11:34.727	3	Spyda / VM
2	**Lee HARPHAM**	**1:49.173**	15:11:37.364	3	MS Kart / Harvey VM
1	**Liam MORLEY**	**1:49.124**	15:11:40.250	3	Anderson / VM
2	**Lee HARPHAM**	**1:48.585**	15:13:25.949	4	MS Kart / Harvey VM
1	**Liam MORLEY**	**1:48.118**	15:13:28.368	4	Anderson / VM
2	**Lee HARPHAM**	**1:47.764**	15:17:02.287	6	MS Kart / Harvey VM

BMCRC - MRO Championships - Rnd 8 @ Snetterton

British Superkart Racing Club

QUALIFYING - STATISTICS

CLASS : F125

12 Starters

Fastest Lap History

NO	NAME	LAP TIME	TIME OF DAY	LAP	VEHICLE
410	**Lexi FELLS**	**2:12.711**	15:07:58.699	1	Birel Art / IAME
55	**Alan WITHEROW**	**2:12.557**	15:08:13.625	1	Anderson / TM
22	**Joe RIPPIN**	**2:09.824**	15:08:36.947	1	Anderson / TM
410	**Lexi FELLS**	**2:05.842**	15:10:04.541	2	Birel Art / IAME
22	**Joe RIPPIN**	**2:03.976**	15:10:40.923	2	Anderson / TM
410	**Lexi FELLS**	**2:03.129**	15:12:07.670	3	Birel Art / IAME
22	**Joe RIPPIN**	**2:01.457**	15:14:46.650	4	Anderson / TM
410	**Lexi FELLS**	**2:01.254**	15:18:15.390	6	Birel Art / IAME
22	**Joe RIPPIN**	**2:00.637**	15:18:49.180	6	Anderson / TM

BMCRC - MRO Championships - Rnd 8 @ Snetterton

British Superkart Racing Club

QUALIFYING - STATISTICS

CLASS : F250

14 Starters

Fastest Lap History

NO	NAME	LAP TIME	TIME OF DAY	LAP	VEHICLE
47	**Arran MAILE**	**2:09.191**	15:08:02.089	1	Birel / Honda
GPI	**Kirk CATTERMOLE**	**2:07.593**	15:08:02.639	1	Raider / CAT TM
47	**Arran MAILE**	**1:59.199**	15:10:01.288	2	Birel / Honda
GPI	**Kirk CATTERMOLE**	**1:58.861**	15:10:01.500	2	Raider / CAT TM
47	**Arran MAILE**	**1:57.684**	15:11:58.972	3	Birel / Honda
GPI	**Kirk CATTERMOLE**	**1:56.341**	15:14:00.703	4	Raider / CAT TM

BMCRC - MRO Championships - Rnd 8 @ Snetterton

British Superkart Racing Club

RACE 18 - GRID (12 minutes / 1 Laps)

ROW 22	43	117	Ian O'ROURKE	44	77	Terence DUDLEY	
ROW 21	41	17	2:19.876 Gary POTKINS	42	52	2:28.892 Kieren PEAKE	
ROW 20	39	76	2:11.068 Alex DUDLEY	40	40	2:12.464 Richard SCOTT	
ROW 19	37	62	2:10.033 Andy POWELL	38	97	2:10.309 Toby VINCENT	
ROW 18	35	196	2:08.699 Jake BAKER	36	70	2:09.868 Vic HEMPSHALL	
ROW 17	33	99	2:07.374 Aston BAKER	34	93	2:07.827 Marco HAIG	
ROW 16	31	111	2:07.203 Ollie RIDOUT	32	12	2:07.373 Andy WAITE	
ROW 15	29	55	2:06.353 Alan WITHEROW	30	95	2:06.734 Daniel I'ANSON	
ROW 14	27	34	2:05.347 Daniel JERRED	28	94	2:06.119 Dexter CHAN	
ROW 13	25	159	2:02.313 Sam HARRISON	26	43	2:03.292 Ollie HOLMES	
ROW 12	23	59	2:01.362 Nick FLINT	24	51	2:01.748 Luke BURTON	
ROW 11	21	410	2:01.254 Lexi FELLS	22	161	2:01.357 Richard CONNICK	
ROW 10	19	49	2:00.982 Michael PARR	20	143	2:01.083 John READER	
ROW 9	17	50	2:00.572 John BUSBY	18	22	2:00.637 Joe RIPPIN	
ROW 8	15	92	1:58.361 Ben ARDERN	16	57	1:58.431 Mark PASK	
ROW 7	13	GPI	1:56.341 Kirk CATTERMOLE	14	47	1:57.684 Arran MAILE	
ROW 6	11	26	1:52.302 Carl HULME	12	69	1:52.576 Kosta KYRITSIS	
ROW 5	9	10	1:51.719 Tom HATFIELD	10	85	1:51.773 Lee PLAIN	
ROW 4	7	140	1:50.705 Aaron NEWELL	8	5	1:51.671 Mark EDWARDS	
ROW 3	5	29	1:50.393 Chris WESEMAEL	6	24	1:50.560 Tom RUSHFORTH	
ROW 2	3	3	1:48.420 Ross ALLEN	4	87	1:50.016 Jack TRITTON	
ROW 1	1	2	1:47.764 Lee HARPHAM	2	1	1:48.118 Liam MORLEY	

Pole

These results are provisional until the conclusion of any judicial and technical matters.

Snetterton 300: 2.9689 miles

Clerk Of Course: Darrin Worth	Timekeeper: Richard Evans	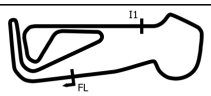

Results can be found at www.tsl-timing.com

Printed - 15:23 Saturday, 05 September 2026

BMCRC - MRO Championships - Rnd 8 @ Snetterton

British Superkart Racing Club

RACE 18 - CLASSIFICATION

Race Distance: 7 Laps / 20.78 miles

POS	NO	CL	PIC	NAME	ENTRY	LAPS	TIME	GAP	DIFF	MPH	BEST	ON	GRD	↑↓
1	1	D1	1	Liam MORLEY	Anderson / VM	7	12:42.280			98.14	1:47.080	5	2	1
2	2	D1	2	Lee HARPHAM	MS Kart / Harvey VM	7	12:43.998	1.718	1.718	97.92	1:47.776	6	1	-1
3	29	D1	3	Chris WESEMAEL	Anderson / VM	7	13:04.917	22.637	20.919	95.31	1:50.421	4	5	2
4	85	D1	4	Lee PLAIN	Anderson / VM	7	13:09.707	27.427	4.790	94.73	1:51.025	3	10	6
5	140	D1	5	Aaron NEWELL	Anderson / PVP	7	13:10.087	27.807	0.380	94.69	1:49.959	5	7	2
6	43	D1	6	Ollie HOLMES	MS Kart / Harvey VM	7	13:17.481	35.201	7.394	93.81	1:49.337	5	26	20
7	26	D1	7	Carl HULME	Anderson / VM	7	13:18.351	36.071	0.870	93.71	1:52.428	3	11	4
8	5	D1	8	Mark EDWARDS	MS Kart / Harvey VM	7	13:22.646	40.366	4.295	93.21	1:53.335	2	8	0
9	69	D1	9	Kosta KYRITSIS	Anderson / VM	7	13:26.500	44.220	3.854	92.76	1:53.065	3	12	3
10	GPI	F250	1	Kirk CATTERMOLE	Raider / CAT TM	7	13:42.267	59.987	15.767	90.98	1:55.738	3	13	3
11	47	F250	2	Arran MAILE	Birel / Honda	7	13:43.863	1:01.583	1.596	90.81	1:56.246	6	14	3
12	92	F250	3	Ben ARDERN	Anderson / DEA	7	14:00.194	1:17.914	16.331	89.04	1:58.547	3	15	3
13	143	F250	4	John READER	Anderson / DEA	7	14:00.268	1:17.988	0.074	89.03	1:58.188	7	20	7
14	159	F250	5	Sam HARRISON	Raider / TM	7	14:05.362	1:23.082	5.094	88.50	1:58.379	4	25	11
15	14	D1	10	Nathan BARTON	Anderson / Barker FPE	7	14:08.971	1:26.691	3.609	88.12	1:58.992	3		
16	49	F250	6	Michael PARR	Anderson / Viper SK250	7	14:09.658	1:27.378	0.687	88.05	1:58.837	5	19	3
17	51	F250	7	Luke BURTON	Anderson / Viper SX250	7	14:24.789	1:42.509	15.131	86.51	2:01.661	6	24	7
18	161	F250	8	Richard CONNICK	Jade / Honda	7	14:25.382	1:43.102	0.593	86.45	2:01.805	3	22	4
19	50	F250	9	John BUSBY	Anderson / DEA	7	14:26.487	1:44.207	1.105	86.34	2:01.539	5	17	-2
20	59	D1	11	Nick FLINT	Anderson / VM	7	14:27.508	1:45.228	1.021	86.24	2:00.963	2	23	3
21	410	F125	1	Lexi FELLS	Birel Art / IAME	7	14:28.363	1:46.083	0.855	86.15	2:01.718	4	21	0
22	34	F250	10	Daniel JERRED	Anderson / Honda	6	12:53.789	1 Lap	1 Lap	82.87	2:03.814	4	27	5
23	111	F125	2	Ollie RIDOUT	Anderson / TM	6	12:53.951	1 Lap	0.162	82.85	2:06.458	3	31	8
24	12	F125	3	Andy WAITE	Anderson / TM	6	12:53.972	1 Lap	0.021	82.85	2:06.092	2	32	8
25	40	D1	12	Richard SCOTT	Anderson / FPE	6	12:55.225	1 Lap	1.253	82.72	2:04.654	3	40	15
26	94	F125	4	Dexter CHAN	Anderson / TM	6	12:55.841	1 Lap	0.616	82.65	2:06.379	4	28	2
27	62	D1	13	Andy POWELL	PVP / FPE	6	13:05.434	1 Lap	9.593	81.64	2:07.395	4	37	10
28	93	F125	5	Marco HAIG	Anderson / TM	6	13:17.996	1 Lap	12.562	80.36	2:07.414	5	34	6
29	61	F250	11	Tony KEELE	Raider / Honda	6	13:23.881	1 Lap	5.885	79.77	2:11.559	6		
30	17	F125	6	Gary POTKINS	Anderson / TM	6	13:56.001	1 Lap	32.120	76.70	2:16.233	2	41	11
31	52	F125	7	Kieren PEAKE	F1 / TM	6	14:34.527	1 Lap	38.526	73.32	2:19.345	6	42	11
					NOT CLASSIFIED									
DNF	87	D1		Jack TRITTON	MS Kart / Harvey VM	5	9:18.861	2 Laps	1 Lap	95.62	1:49.561	4	4	
DNF	95	F250		Daniel I'ANSON	Anderson / Honda	5	10:44.598	2 Laps	1:25.737	82.90	2:04.891	3	30	
DNF	55	F125		Alan WITHEROW	Anderson / TM	5	10:45.367	2 Laps	0.769	82.80	2:06.300	4	29	
DNF	97	F125		Toby VINCENT	Anderson / TM	5	10:58.713	2 Laps	13.346	81.12	2:06.157	3	38	
DNF	99	F125		Aston BAKER	Anderson / TM	4	8:38.077	3 Laps	1 Lap	82.52	2:06.923	2	33	
DNF	76	F250		Alex DUDLEY	PVP / TM	4	9:03.737	3 Laps	25.660	78.62	2:11.329	3	39	
DNF	24	D1		Tom RUSHFORTH	Spyda / VM	3	5:38.576	4 Laps	1 Lap	94.70	1:51.181	2	6	
DNF	57	D1		Mark PASK	MS / VM	3	6:17.525	4 Laps	38.949	84.93	1:58.856	3	16	
DNF	3	D1		Ross ALLEN	Jade / IAME	2	3:44.975	5 Laps	1 Lap	95.01	1:50.699	2	3	
DNF	10	D1		Tom HATFIELD	Anderson / VM	2	3:51.272	5 Laps	6.297	92.42	1:52.663	2	9	
DNF	22	F125		Joe RIPPIN	Anderson / TM	2	4:14.862	5 Laps	23.590	83.87	2:03.698	2	18	
DNF	196	F125		Jake BAKER	Birel / TM	1	2:15.355	6 Laps	1 Lap	78.96	2:15.355	1	35	
DNF	70	D1		Vic HEMPSHALL	PVP / FPE	1	2:28.419	6 Laps	13.064	72.01	2:28.419	1	36	
DNF	117	F250		Ian O'ROURKE	Anderson / Viper SK250	1	2:33.686	6 Laps	5.267	69.54	2:33.686	1	43	
DNF	77	F250		Terence DUDLEY	Anderson / Viper SK250	0							44	
					FASTEST LAP									
	1	D1		Liam MORLEY	Anderson / VM	5	1:47.080		99.81 mph		160.63 kph			
	GPI	F250		Kirk CATTERMOLE	Raider / CAT TM	3	1:55.738		92.34 mph		148.61 kph			
	410	F125		Lexi FELLS	Birel Art / IAME	4	2:01.718		87.81 mph		141.31 kph			

Weather / Track : Bright / Dry

These results are provisional until the conclusion of any judicial and technical matters.

Date: 05/09/2026 Start: 18:11 Finish: 18:24

Snetterton 300: 2.9689 miles

Clerk Of Course: Darrin Worth	Timekeeper: Richard Evans	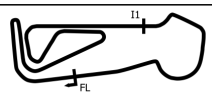

Results can be found at www.tsl-timing.com

Printed - 18:27 Saturday, 05 September 2026

BMCRC - MRO Championships - Rnd 8 @ Snetterton

British Superkart Racing Club

RACE 18 - LAP CHART

LAP 1 @ 18:13:41.973

NO	BEHIND	LAP TIME
2		1:53.477
3	0.799	1:54.276
1	0.976	1:54.453
24	2.538	1:56.015
29	3.094	1:56.571
87	3.322	1:56.799
140	3.999	1:57.476
10	5.132	1:58.609
85	5.712	1:59.189
26	6.431	1:59.908
5	6.450	1:59.927
43	7.019	2:00.496
69	7.200	2:00.677
GPI	9.742	2:03.219
47	10.156	2:03.633
92	11.554	2:05.031
143	12.483	2:05.960
159	12.724	2:06.201
50	16.040	2:09.517
59	16.685	2:10.162
49	17.116	2:10.593
161	17.212	2:10.689
14	17.476	2:10.953
22	17.687	2:11.164
410	18.957	2:12.434
51	19.321	2:12.798
55	20.780	2:14.257
34	21.208	2:14.685
111	21.330	2:14.807
196	21.878	2:15.355
99	22.080	2:15.557
94	22.112	2:15.589
12	23.276	2:16.753
57	24.630	2:18.107
62	24.964	2:18.441
95	26.527	2:20.004
40	26.937	2:20.414
97	28.104	2:21.581
61	28.355	2:21.832
76	30.246	2:23.723
70	34.942	2:28.419
93	34.969	2:28.446
17	36.143	2:29.620
117	40.209	2:33.686
52	49.930	2:43.407

LAP 2 @ 18:15:30.626

NO	BEHIND	LAP TIME
2		1:48.653
1	1.369	1:49.046
3	2.845	1:50.699
24	5.066	1:51.181
29	5.586	1:51.145
87	5.775	1:51.106
140	6.091	1:50.745
85	8.491	1:51.432
43	9.139	1:50.773
10	9.142	1:52.663
26	10.273	1:52.495
5	11.132	1:53.335
69	12.724	1:54.177
GPI	17.548	1:56.459
47	17.836	1:56.333
92	21.463	1:58.562
143	22.825	1:58.995
159	24.134	2:00.063
59	28.995	2:00.963
14	29.023	2:00.200
49	31.118	2:02.655
50	32.116	2:04.729
161	32.191	2:03.632
22	32.732	2:03.698
51	33.024	2:02.356
410	33.390	2:03.086
57	36.539	2:00.562
55	39.551	2:07.424
111	40.024	2:07.347
94	40.299	2:06.840
99	40.350	2:06.923
12	40.715	2:06.092
62	44.482	2:08.171
95	44.653	2:06.779
34	45.334	2:12.779
40	46.563	2:08.279
97	47.132	2:07.681
61	51.451	2:11.749
76	53.442	2:11.849
93	1:00.861	2:14.545
17	1:03.723	2:16.233
52	1:25.950	2:24.673

LAP 3 @ 18:17:18.455

NO	BEHIND	LAP TIME
2		1:47.829
1	0.952	1:47.412
87	8.282	1:50.336
24	8.617	1:51.380
29	8.954	1:51.197
140	9.273	1:51.011
43	11.615	1:50.305
85	11.687	1:51.025
26	14.872	1:52.428
5	17.372	1:54.069
69	17.960	1:53.065
GPI	25.457	1:55.738
47	26.657	1:56.650
92	32.181	1:58.547
143	34.419	1:59.423
159	35.577	1:59.272
14	40.186	1:58.992
59	42.703	2:01.537
49	42.907	1:59.618
161	46.167	2:01.805
57	47.566	1:58.856
50	47.583	2:03.296
51	47.776	2:02.581
410	48.850	2:03.289
111	58.653	2:06.458
12	59.398	2:06.512
55	59.665	2:07.943
94	1:00.072	2:07.602
99	1:00.424	2:07.903
95	1:01.715	2:04.891
40	1:03.388	2:04.654
34	1:03.907	2:06.402
97	1:05.460	2:06.157
62	1:05.563	2:08.910
61	1:15.182	2:11.560
76	1:16.942	2:11.329
93	1:21.794	2:08.762
17	1:33.229	2:17.335

LAP 4 @ 18:19:06.277

NO	BEHIND	LAP TIME
2		1:47.822
1	0.289	1:47.159
87	10.021	1:49.561
29	11.553	1:50.421
140	12.515	1:51.064
43	13.454	1:49.661
85	15.375	1:51.510
52	1 Lap	2:26.283
26	19.765	1:52.715
5	23.150	1:53.600
69	23.291	1:53.153
GPI	33.895	1:56.260
47	36.079	1:57.244
92	44.107	1:59.748
143	45.731	1:59.134
159	46.134	1:58.379
14	52.131	1:59.767
49	54.242	1:59.157
59	57.798	2:02.917
161	1:01.120	2:02.775
51	1:01.620	2:01.666
50	1:02.043	2:02.282
410	1:02.746	2:01.718
55	1:18.143	2:06.300
94	1:18.629	2:06.379
12	1:18.865	2:07.289
95	1:19.013	2:05.120
111	1:19.032	2:08.201
34	1:19.899	2:03.814
99	1:20.296	2:07.694
40	1:23.026	2:07.460
62	1:25.136	2:07.395
97	1:26.105	2:08.467
61	1:41.048	2:13.688
93	1:42.218	2:08.246
76	1:45.956	2:16.836

LAP 5 @ 18:20:53.646

NO	BEHIND	LAP TIME
1		1:47.080
2	0.517	1:47.886
87	13.711	1:51.059
29	14.825	1:50.641
140	15.105	1:49.959
43	15.422	1:49.337
17	1 Lap	2:17.993
85	19.763	1:51.757
26	25.614	1:53.218
5	29.413	1:53.632
69	30.091	1:54.169
GPI	43.334	1:56.808
47	45.124	1:56.414
52	1 Lap	2:20.004
92	56.896	2:00.158
143	56.945	1:58.583
159	57.472	1:58.707
14	1:03.806	1:59.044
49	1:05.710	1:58.837
59	1:13.533	2:03.104
161	1:15.755	2:02.004
51	1:15.952	2:01.701
50	1:16.213	2:01.539
410	1:17.347	2:01.970
94	1:39.352	2:08.092
95	1:39.448	2:07.804
12	1:40.153	2:08.657
111	1:40.168	2:08.505
55	1:40.217	2:09.443
34	1:40.447	2:07.917
40	1:42.096	2:06.439
62	1:46.744	2:08.977

LAP 6 @ 18:22:41.678

NO	BEHIND	LAP TIME
1		1:48.032
2	0.261	1:47.776
97	1 Lap	2:14.827
93	1 Lap	2:07.414
29	17.681	1:50.888
61	1 Lap	2:13.493
85	24.056	1:52.325
140	24.701	1:57.628
26	31.824	1:54.242
43	31.839	2:04.449
5	35.128	1:53.747
69	35.466	1:53.407
17	1 Lap	2:16.367
GPI	51.512	1:56.210
47	53.338	1:56.246
92	1:08.392	1:59.528
143	1:08.898	1:59.985
159	1:09.812	2:00.372
14	1:16.046	2:00.272
49	1:16.775	1:59.097
52	1 Lap	2:20.815
51	1:29.581	2:01.661
59	1:29.775	2:04.274
161	1:30.276	2:02.553
50	1:30.486	2:02.305
410	1:31.289	2:01.974

LAP 7 @ 18:24:30.776

NO	BEHIND	LAP TIME
1		1:49.098
2	1.718	1:50.555
34	1 Lap	2:08.192
111	1 Lap	2:08.633
12	1 Lap	2:08.669
40	1 Lap	2:07.979
94	1 Lap	2:11.339
29	22.637	1:54.054
62	1 Lap	2:13.540
85	27.427	1:52.469
140	27.807	1:52.204
43	35.201	1:52.460
93	1 Lap	2:10.583
26	36.071	1:53.345
5	40.366	1:54.336
61	1 Lap	2:11.559
69	44.220	1:57.852
GPI	59.987	1:57.573
47	1:01.583	1:57.343
17	1 Lap	2:18.453
92	1:17.914	1:58.620
143	1:17.988	1:58.188
159	1:23.082	2:02.368
14	1:26.691	1:59.743
49	1:27.378	1:59.701
51	1:42.509	2:02.026
161	1:43.102	2:01.924
50	1:44.207	2:02.819
59	1:45.228	2:04.551
410	1:46.083	2:03.892
52	1 Lap	2:19.345

Weather / Track : Bright / Dry

Snetterton 300: 2.9689 miles
Date: 05/09/2026 Start: 18:11 Finish: 18:24

Results can be found at www.tsl-timing.com

Printed - 18:28 Saturday, 05 September 2026

BMCRC - MRO Championships - Rnd 8 @ Snetterton

British Superkart Racing Club

RACE 18 - POSITION CHART

No	Name	Lap Pos	1	2	3	4	5	6	7
2	HARPHAM	1	2	2	2	2	1	1	1
1	MORLEY	2	3	1	1	1	2	2	2
3	ALLEN	3	1	3	87	87	87	29	29
87	TRITTON	4	24	24	24	29	29	85	85
29	WESEMAEL	5	29	29	29	140	140	140	140
24	RUSHFORTH	6	87	87	140	43	43	26	43
140	NEWELL	7	140	140	43	85	85	43	26
5	EDWARDS	8	10	85	85	26	26	5	5
10	HATFIELD	9	85	43	26	5	5	69	69
85	PLAIN	10	26	10	5	69	69	GPI	GPI
26	HULME	11	5	26	69	GPI	GPI	47	47
69	KYRITSIS	12	43	5	GPI	47	47	92	92
GPI	CATTERMOLE	13	69	69	47	92	92	143	143
47	MAILE	14	GPI	GPI	92	143	143	159	159
92	ARDERN	15	47	47	143	159	159	14	14
57	PASK	16	92	92	159	14	14	49	49
50	BUSBY	17	143	143	14	49	49	51	51
22	RIPPIN	18	159	159	59	59	59	59	161
49	PARR	19	50	59	49	161	161	161	50
143	READER	20	59	14	161	51	51	50	59
410	FELLS	21	49	49	57	50	50	410	410
161	CONNICK	22	161	50	50	410	410	34	
59	FLINT	23	14	161	51	55	94	111	
51	BURTON	24	22	22	410	94	95	12	
159	HARRISON	25	410	51	111	12	12	40	
43	HOLMES	26	51	410	12	95	111	94	
34	JERRED	27	55	57	55	111	55	62	
94	CHAN	28	34	55	94	34	34	93	
55	WITHEROW	29	111	111	99	99	40	61	
95	I'ANSON	30	196	94	95	40	62	17	
111	RIDOUT	31	99	99	40	62	97	52	
12	WAITE	32	94	12	34	97	93		
99	BAKER	33	12	62	97	61	61		
93	HAIG	34	57	95	62	93	17		
196	BAKER	35	62	34	61	76	52		
70	HEMPSHALL	36	95	40	76	17			
62	POWELL	37	40	97	93	52			
97	VINCENT	38	97	61	17				
76	DUDLEY	39	61	76	52				
40	SCOTT	40	76	93					
17	POTKINS	41	70	17					
52	PEAKE	42	93	52					
117	O'ROURKE	43	17						
77	DUDLEY	44	117						
61	KEELE	45	52						

Weather / Track : Bright / Dry

Snetterton 300: 2.9689 miles
Date: 05/09/2026 Start: 18:11 Finish: 18:24

BMCRC - MRO Championships - Rnd 8 @ Snetterton

British Superkart Racing Club

RACE 18 - POSITION CHART

		Lap	1	2	3	4	5	6	7
No	Name	Pos							
14	BARTON	46							

Weather / Track : Bright / Dry

Snetterton 300: 2.9689 miles
Date: 05/09/2026 Start: 18:11 Finish: 18:24

BMCRC - MRO Championships - Rnd 8 @ Snetterton

British Superkart Racing Club

RACE 18 - SECTOR ANALYSIS

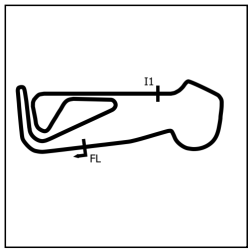

SECTOR 1 = FL to I1, SECTOR 2 = I1 to FL, DIFF = Difference To Personal Best Lap, P = Crossed Finish Line in Pit Lane, D = Time Disallowed

P1 1 D1 Liam MORLEY Anderson / VM

IDEAL LAP TIME : 1:46.994 BEST LAP TIME : 1:47.080 DIFFERENCE : 0.086

LAP	SECTOR 1	SECTOR 2	LAP TIME		MPH	DIFF	TIME OF DAY
1 -		35.808	1:54.453		93.38	7.373	18:13:42.949
2 -	1:13.721	35.325	1:49.046		98.01	1.966	18:15:31.995
3 -	1:12.307	35.105	1:47.412	(3)	99.50	0.332	18:17:19.407
4 -	***1:11.957***	35.202	1:47.159	(2)	99.74	0.079	18:19:06.566
5 -	1:12.043	***35.037***	***1:47.080***	(1)	***99.81***		***18:20:53.646***
6 -	1:12.732	35.300	1:48.032		98.93	0.952	18:22:41.678
7 -	1:13.988	35.110	1:49.098		97.96	2.018	18:24:30.776

P2 2 D1 Lee HARPHAM MS Kart / Harvey VM

IDEAL LAP TIME : 1:47.672 BEST LAP TIME : 1:47.776 DIFFERENCE : 0.104

LAP	SECTOR 1	SECTOR 2	LAP TIME		MPH	DIFF	TIME OF DAY
1 -		35.426	1:53.477		94.18	5.701	18:13:41.973
2 -	1:13.280	35.373	1:48.653		98.36	0.877	18:15:30.626
3 -	1:12.833	***34.996***	1:47.829	(3)	99.12	0.053	18:17:18.455
4 -	***1:12.676***	35.146	1:47.822	(2)	99.12	0.046	18:19:06.277
5 -	1:12.762	35.124	1:47.886		99.06	0.110	18:20:54.163
6 -	1:12.682	35.094	***1:47.776***	(1)	***99.16***		***18:22:41.939***
7 -	1:15.290	35.265	1:50.555		96.67	2.779	18:24:32.494

P3 29 D1 Chris WESEMAEL Anderson / VM

IDEAL LAP TIME : 1:50.287 BEST LAP TIME : 1:50.421 DIFFERENCE : 0.134

LAP	SECTOR 1	SECTOR 2	LAP TIME		MPH	DIFF	TIME OF DAY
1 -		36.432	1:56.571		91.68	6.150	18:13:45.067
2 -	1:14.655	36.490	1:51.145		96.16	0.724	18:15:36.212
3 -	1:14.649	36.548	1:51.197		96.11	0.776	18:17:27.409
4 -	***1:14.040***	36.381	***1:50.421***	(1)	***96.79***		***18:19:17.830***
5 -	1:14.394	***36.247***	1:50.641	(2)	96.60	0.220	18:21:08.471
6 -	1:14.344	36.544	1:50.888	(3)	96.38	0.467	18:22:59.359
7 -	1:15.219	38.835	1:54.054		93.71	3.633	18:24:53.413

P4 85 D1 Lee PLAIN Anderson / VM

IDEAL LAP TIME : 1:50.882 BEST LAP TIME : 1:51.025 DIFFERENCE : 0.143

LAP	SECTOR 1	SECTOR 2	LAP TIME		MPH	DIFF	TIME OF DAY
1 -		37.615	1:59.189		89.67	8.164	18:13:47.685
2 -	1:14.898	***36.534***	1:51.432	(2)	95.91	0.407	18:15:39.117
3 -	***1:14.348***	36.677	***1:51.025***	(1)	***96.26***		***18:17:30.142***
4 -	1:14.736	36.774	1:51.510	(3)	95.84	0.485	18:19:21.652
5 -	1:14.662	37.095	1:51.757		95.63	0.732	18:21:13.409
6 -	1:14.547	37.778	1:52.325		95.15	1.300	18:23:05.734
7 -	1:15.006	37.463	1:52.469		95.03	1.444	18:24:58.203

P5 140 D1 Aaron NEWELL Anderson / PVP

IDEAL LAP TIME : 1:49.959 BEST LAP TIME : 1:49.959 DIFFERENCE : 0.000

LAP	SECTOR 1	SECTOR 2	LAP TIME		MPH	DIFF	TIME OF DAY
1 -		36.337	1:57.476		90.98	7.517	18:13:45.972
2 -	1:14.521	36.224	1:50.745	(2)	96.51	0.786	18:15:36.717
3 -	1:14.272	36.739	1:51.011	(3)	96.27	1.052	18:17:27.728
4 -	1:14.456	36.608	1:51.064		96.23	1.105	18:19:18.792
5 -	***1:13.938***	***36.021***	***1:49.959***	(1)	***97.20***		***18:21:08.751***
6 -	1:15.075	42.553	1:57.628		90.86	7.669	18:23:06.379
7 -	1:14.833	37.371	1:52.204		95.25	2.245	18:24:58.583

BMCRC - MRO Championships - Rnd 8 @ Snetterton

British Superkart Racing Club

RACE 18 - SECTOR ANALYSIS

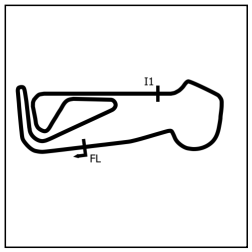

SECTOR 1 = FL to I1, SECTOR 2 = I1 to FL, DIFF = Difference To Personal Best Lap, P = Crossed Finish Line in Pit Lane, D = Time Disallowed

P6 43 D1 Ollie HOLMES — MS Kart / Harvey VM

IDEAL LAP TIME : 1:48.900 BEST LAP TIME : 1:49.337 DIFFERENCE : 0.437

LAP	SECTOR 1	SECTOR 2	LAP TIME		MPH	DIFF	TIME OF DAY
1 -		36.698	2:00.496		88.70	11.159	18:13:48.992
2 -	1:14.975	***35.798***	1:50.773		96.48	1.436	18:15:39.765
3 -	1:14.353	35.952	1:50.305	**(3)**	96.89	0.968	18:17:30.070
4 -	1:13.535	36.126	1:49.661	**(2)**	97.46	0.324	18:19:19.731
5 -	***1:13.102***	36.235	***1:49.337***	**(1)**	***97.75***		***18:21:09.068***
6 -	1:14.238	50.211	2:04.449		85.88	15.112	18:23:13.517
7 -	1:16.078	36.382	1:52.460		95.03	3.123	18:25:05.977

P7 26 D1 Carl HULME — Anderson / VM

IDEAL LAP TIME : 1:52.332 BEST LAP TIME : 1:52.428 DIFFERENCE : 0.096

LAP	SECTOR 1	SECTOR 2	LAP TIME		MPH	DIFF	TIME OF DAY
1 -		37.317	1:59.908		89.13	7.480	18:13:48.404
2 -	1:15.557	***36.938***	1:52.495	**(2)**	95.00	0.067	18:15:40.899
3 -	***1:15.394***	37.034	***1:52.428***	**(1)**	***95.06***		***18:17:33.327***
4 -	1:15.532	37.183	1:52.715	**(3)**	94.82	0.287	18:19:26.042
5 -	1:15.876	37.342	1:53.218		94.40	0.790	18:21:19.260
6 -	1:16.205	38.037	1:54.242		93.55	1.814	18:23:13.502
7 -	1:16.177	37.168	1:53.345		94.29	0.917	18:25:06.847

P8 5 D1 Mark EDWARDS — MS Kart / Harvey VM

IDEAL LAP TIME : 1:53.272 BEST LAP TIME : 1:53.335 DIFFERENCE : 0.063

LAP	SECTOR 1	SECTOR 2	LAP TIME		MPH	DIFF	TIME OF DAY
1 -		37.556	1:59.927		89.12	6.592	18:13:48.423
2 -	***1:16.367***	36.968	***1:53.335***	**(1)**	***94.30***		***18:15:41.758***
3 -	1:17.164	***36.905***	1:54.069		93.69	0.734	18:17:35.827
4 -	1:16.449	37.151	1:53.600	**(2)**	94.08	0.265	18:19:29.427
5 -	1:16.621	37.011	1:53.632	**(3)**	94.05	0.297	18:21:23.059
6 -	1:16.661	37.086	1:53.747		93.96	0.412	18:23:16.806
7 -	1:16.805	37.531	1:54.336		93.47	1.001	18:25:11.142

P9 69 D1 Kosta KYRITSIS — Anderson / VM

IDEAL LAP TIME : 1:52.613 BEST LAP TIME : 1:53.065 DIFFERENCE : 0.452

LAP	SECTOR 1	SECTOR 2	LAP TIME		MPH	DIFF	TIME OF DAY
1 -		37.698	2:00.677		88.56	7.612	18:13:49.173
2 -	***1:15.882***	38.295	1:54.177		93.60	1.112	18:15:43.350
3 -	1:16.334	***36.731***	***1:53.065***	**(1)**	***94.53***		***18:17:36.415***
4 -	1:16.003	37.150	1:53.153	**(2)**	94.45	0.088	18:19:29.568
5 -	1:17.201	36.968	1:54.169		93.61	1.104	18:21:23.737
6 -	1:16.282	37.125	1:53.407	**(3)**	94.24	0.342	18:23:17.144
7 -	1:19.297	38.555	1:57.852		90.69	4.787	18:25:14.996

P10 GPI F250 Kirk CATTERMOLE — Raider / CAT TM

IDEAL LAP TIME : 1:55.738 BEST LAP TIME : 1:55.738 DIFFERENCE : 0.000

LAP	SECTOR 1	SECTOR 2	LAP TIME		MPH	DIFF	TIME OF DAY
1 -		38.674	2:03.219		86.73	7.481	18:13:51.715
2 -	1:17.980	38.479	1:56.459		91.77	0.721	18:15:48.174
3 -	***1:17.751***	***37.987***	***1:55.738***	**(1)**	***92.34***		***18:17:43.912***
4 -	1:17.942	38.318	1:56.260	**(3)**	91.93	0.522	18:19:40.172
5 -	1:18.031	38.777	1:56.808		91.50	1.070	18:21:36.980
6 -	1:18.030	38.180	1:56.210	**(2)**	91.97	0.472	18:23:33.190
7 -	1:19.350	38.223	1:57.573		90.90	1.835	18:25:30.763

BMCRC - MRO Championships - Rnd 8 @ Snetterton

British Superkart Racing Club

RACE 18 - SECTOR ANALYSIS

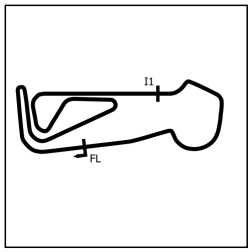

SECTOR 1 = FL to I1, SECTOR 2 = I1 to FL, DIFF = Difference To Personal Best Lap, P = Crossed Finish Line in Pit Lane, D = Time Disallowed

P11 47 F250 Arran MAILE — Birel / Honda

IDEAL LAP TIME : 1:55.987 BEST LAP TIME : 1:56.246 DIFFERENCE : 0.259

LAP	SECTOR 1	SECTOR 2	LAP TIME	MPH	DIFF	TIME OF DAY
1 -		38.510	2:03.633	86.44	7.387	18:13:52.129
2 -	1:18.272	***38.061***	1:56.333 **(2)**	91.87	0.087	18:15:48.462
3 -	1:18.224	38.426	1:56.650	91.62	0.404	18:17:45.112
4 -	1:18.111	39.133	1:57.244	91.16	0.998	18:19:42.356
5 -	***1:17.926***	38.488	1:56.414 **(3)**	91.81	0.168	18:21:38.770
6 -	1:18.098	38.148	***1:56.246*** **(1)**	***91.94***		***18:23:35.016***
7 -	1:19.077	38.266	1:57.343	91.08	1.097	18:25:32.359

P12 92 F250 Ben ARDERN — Anderson / DEA

IDEAL LAP TIME : 1:58.285 BEST LAP TIME : 1:58.547 DIFFERENCE : 0.262

LAP	SECTOR 1	SECTOR 2	LAP TIME	MPH	DIFF	TIME OF DAY
1 -		39.425	2:05.031	85.48	6.484	18:13:53.527
2 -	1:19.641	***38.921***	1:58.562 **(2)**	90.14	0.015	18:15:52.089
3 -	1:19.538	39.009	***1:58.547*** **(1)**	***90.15***		***18:17:50.636***
4 -	1:20.097	39.651	1:59.748	89.25	1.201	18:19:50.384
5 -	1:20.598	39.560	2:00.158	88.95	1.611	18:21:50.542
6 -	1:20.061	39.467	1:59.528	89.41	0.981	18:23:50.070
7 -	***1:19.364***	39.256	1:58.620 **(3)**	90.10	0.073	18:25:48.690

P13 143 F250 John READER — Anderson / DEA

IDEAL LAP TIME : 1:58.134 BEST LAP TIME : 1:58.188 DIFFERENCE : 0.054

LAP	SECTOR 1	SECTOR 2	LAP TIME	MPH	DIFF	TIME OF DAY
1 -		39.785	2:05.960	84.85	7.772	18:13:54.456
2 -	1:19.879	39.116	1:58.995 **(3)**	89.81	0.807	18:15:53.451
3 -	1:20.130	39.293	1:59.423	89.49	1.235	18:17:52.874
4 -	1:20.115	***39.019***	1:59.134	89.71	0.946	18:19:52.008
5 -	1:19.201	39.382	1:58.583 **(2)**	90.13	0.395	18:21:50.591
6 -	1:20.503	39.482	1:59.985	89.07	1.797	18:23:50.576
7 -	***1:19.115***	39.073	***1:58.188*** **(1)**	***90.43***		***18:25:48.764***

P14 159 F250 Sam HARRISON — Raider / TM

IDEAL LAP TIME : 1:58.365 BEST LAP TIME : 1:58.379 DIFFERENCE : 0.014

LAP	SECTOR 1	SECTOR 2	LAP TIME	MPH	DIFF	TIME OF DAY
1 -		39.076	2:06.201	84.69	7.822	18:13:54.697
2 -	1:20.263	39.800	2:00.063	89.02	1.684	18:15:54.760
3 -	1:19.719	39.553	1:59.272 **(3)**	89.61	0.893	18:17:54.032
4 -	1:19.380	***38.999***	***1:58.379*** **(1)**	***90.28***		***18:19:52.411***
5 -	***1:19.366***	39.341	1:58.707 **(2)**	90.03	0.328	18:21:51.118
6 -	1:20.317	40.055	2:00.372	88.79	1.993	18:23:51.490
7 -	1:21.780	40.588	2:02.368	87.34	3.989	18:25:53.858

P15 14 D1 Nathan BARTON — Anderson / Barker FPE

IDEAL LAP TIME : 1:58.623 BEST LAP TIME : 1:58.992 DIFFERENCE : 0.369

LAP	SECTOR 1	SECTOR 2	LAP TIME	MPH	DIFF	TIME OF DAY
1 -		39.535	2:10.953	81.61	11.961	18:13:59.449
2 -	1:21.082	***39.118***	2:00.200	88.91	1.208	18:15:59.649
3 -	***1:19.505***	39.487	***1:58.992*** **(1)**	***89.82***		***18:17:58.641***
4 -	1:20.179	39.588	1:59.767	89.24	0.775	18:19:58.408
5 -	1:19.540	39.504	1:59.044 **(2)**	89.78	0.052	18:21:57.452
6 -	1:19.692	40.580	2:00.272	88.86	1.280	18:23:57.724
7 -	1:20.034	39.709	1:59.743 **(3)**	89.25	0.751	18:25:57.467

BMCRC - MRO Championships - Rnd 8 @ Snetterton

British Superkart Racing Club

RACE 18 - SECTOR ANALYSIS

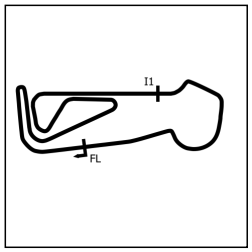

SECTOR 1 = FL to I1, SECTOR 2 = I1 to FL, DIFF = Difference To Personal Best Lap, P = Crossed Finish Line in Pit Lane, D = Time Disallowed

P16 49 F250 Michael PARR — Anderson / Viper SK250

IDEAL LAP TIME : 1:58.173 BEST LAP TIME : 1:58.837 DIFFERENCE : 0.664

LAP	SECTOR 1	SECTOR 2	LAP TIME		MPH	DIFF	TIME OF DAY
1 -		40.664	2:10.593		81.84	11.756	18:13:59.089
2 -	1:23.015	39.640	2:02.655		87.13	3.818	18:16:01.744
3 -	1:20.364	39.254	1:59.618		89.35	0.781	18:18:01.362
4 -	1:19.990	***39.167***	1:59.157	**(3)**	89.69	0.320	18:20:00.519
5 -	1:19.527	39.310	***1:58.837***	**(1)**	***89.93***		***18:21:59.356***
6 -	***1:19.006***	40.091	1:59.097	**(2)**	89.74	0.260	18:23:58.453
7 -	1:19.847	39.854	1:59.701		89.28	0.864	18:25:58.154

P17 51 F250 Luke BURTON — Anderson / Viper SX250

IDEAL LAP TIME : 2:01.154 BEST LAP TIME : 2:01.661 DIFFERENCE : 0.507

LAP	SECTOR 1	SECTOR 2	LAP TIME		MPH	DIFF	TIME OF DAY
1 -		40.614	2:12.798		80.48	11.137	18:14:01.294
2 -	***1:21.655***	40.701	2:02.356		87.35	0.695	18:16:03.650
3 -	1:22.062	40.519	2:02.581		87.19	0.920	18:18:06.231
4 -	1:21.842	39.824	2:01.666	**(2)**	87.84	0.005	18:20:07.897
5 -	1:22.109	39.592	2:01.701	**(3)**	87.82	0.040	18:22:09.598
6 -	1:22.162	***39.499***	***2:01.661***	**(1)**	***87.85***		***18:24:11.259***
7 -	1:22.160	39.866	2:02.026		87.58	0.365	18:26:13.285

P18 161 F250 Richard CONNICK — Jade / Honda

IDEAL LAP TIME : 2:01.092 BEST LAP TIME : 2:01.805 DIFFERENCE : 0.713

LAP	SECTOR 1	SECTOR 2	LAP TIME		MPH	DIFF	TIME OF DAY
1 -		40.279	2:10.689		81.78	8.884	18:13:59.185
2 -	1:23.268	40.364	2:03.632		86.45	1.827	18:16:02.817
3 -	1:21.850	39.955	***2:01.805***	**(1)**	***87.74***		***18:18:04.622***
4 -	***1:21.175***	41.600	2:02.775		87.05	0.970	18:20:07.397
5 -	1:22.087	***39.917***	2:02.004	**(3)**	87.60	0.199	18:22:09.401
6 -	1:22.298	40.255	2:02.553		87.21	0.748	18:24:11.954
7 -	1:21.709	40.215	2:01.924	**(2)**	87.66	0.119	18:26:13.878

P19 50 F250 John BUSBY — Anderson / DEA

IDEAL LAP TIME : 2:01.389 BEST LAP TIME : 2:01.539 DIFFERENCE : 0.150

LAP	SECTOR 1	SECTOR 2	LAP TIME		MPH	DIFF	TIME OF DAY
1 -		40.297	2:09.517		82.52	7.978	18:13:58.013
2 -	1:24.335	40.394	2:04.729		85.69	3.190	18:16:02.742
3 -	1:22.942	40.354	2:03.296		86.68	1.757	18:18:06.038
4 -	1:22.318	39.964	2:02.282	**(2)**	87.40	0.743	18:20:08.320
5 -	***1:21.653***	39.886	***2:01.539***	**(1)**	***87.93***		***18:22:09.859***
6 -	1:22.569	***39.736***	2:02.305	**(3)**	87.38	0.766	18:24:12.164
7 -	1:22.969	39.850	2:02.819		87.02	1.280	18:26:14.983

P20 59 D1 Nick FLINT — Anderson / VM

IDEAL LAP TIME : 2:00.522 BEST LAP TIME : 2:00.963 DIFFERENCE : 0.441

LAP	SECTOR 1	SECTOR 2	LAP TIME		MPH	DIFF	TIME OF DAY
1 -		39.831	2:10.162		82.11	9.199	18:13:58.658
2 -	***1:21.320***	39.643	***2:00.963***	**(1)**	***88.35***		***18:15:59.621***
3 -	1:22.335	***39.202***	2:01.537	**(2)**	87.94	0.574	18:18:01.158
4 -	1:22.429	40.488	2:02.917	**(3)**	86.95	1.954	18:20:04.075
5 -	1:22.998	40.106	2:03.104		86.82	2.141	18:22:07.179
6 -	1:23.708	40.566	2:04.274		86.00	3.311	18:24:11.453
7 -	1:24.665	39.886	2:04.551		85.81	3.588	18:26:16.004

BMCRC - MRO Championships - Rnd 8 @ Snetterton

British Superkart Racing Club

RACE 18 - SECTOR ANALYSIS

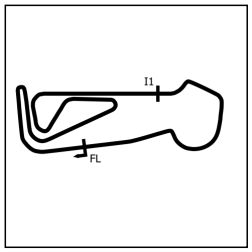

SECTOR 1 = FL to I1, SECTOR 2 = I1 to FL, DIFF = Difference To Personal Best Lap, P = Crossed Finish Line in Pit Lane, D = Time Disallowed

P21 410 F125 Lexi FELLS — Birel Art / IAME

IDEAL LAP TIME : 2:01.627 BEST LAP TIME : 2:01.718 DIFFERENCE : 0.091

LAP	SECTOR 1	SECTOR 2	LAP TIME		MPH	DIFF	TIME OF DAY
1 -		41.716	2:12.434		80.70	10.716	18:14:00.930
2 -	1:22.596	40.490	2:03.086		86.83	1.368	18:16:04.016
3 -	1:22.306	40.983	2:03.289		86.69	1.571	18:18:07.305
4 -	1:21.458	40.260	***2:01.718***	**(1)**	***87.81***		***18:20:09.023***
5 -	1:21.752	***40.218***	2:01.970	**(2)**	87.62	0.252	18:22:10.993
6 -	***1:21.409***	40.565	2:01.974	**(3)**	87.62	0.256	18:24:12.967
7 -	1:23.190	40.702	2:03.892		86.26	2.174	18:26:16.859

P22 34 F250 Daniel JERRED — Anderson / Honda

IDEAL LAP TIME : 2:03.814 BEST LAP TIME : 2:03.814 DIFFERENCE : 0.000

LAP	SECTOR 1	SECTOR 2	LAP TIME		MPH	DIFF	TIME OF DAY
1 -		41.321	2:14.685		79.35	10.871	18:14:03.181
2 -	1:29.811	42.968	2:12.779		80.49	8.965	18:16:15.960
3 -	1:24.384	42.018	2:06.402	**(2)**	84.55	2.588	18:18:22.362
4 -	***1:22.720***	***41.094***	***2:03.814***	**(1)**	***86.32***		***18:20:26.176***
5 -	1:25.034	42.883	2:07.917	**(3)**	83.55	4.103	18:22:34.093
6 -	1:26.151	42.041	2:08.192		83.37	4.378	18:24:42.285

P23 111 F125 Ollie RIDOUT — Anderson / TM

IDEAL LAP TIME : 2:06.185 BEST LAP TIME : 2:06.458 DIFFERENCE : 0.273

LAP	SECTOR 1	SECTOR 2	LAP TIME		MPH	DIFF	TIME OF DAY
1 -		42.440	2:14.807		79.28	8.349	18:14:03.303
2 -	***1:24.639***	42.708	2:07.347	**(2)**	83.92	0.889	18:16:10.650
3 -	1:24.912	***41.546***	***2:06.458***	**(1)**	***84.51***		***18:18:17.108***
4 -	1:25.221	42.980	2:08.201	**(3)**	83.36	1.743	18:20:25.309
5 -	1:25.656	42.849	2:08.505		83.17	2.047	18:22:33.814
6 -	1:27.071	41.562	2:08.633		83.08	2.175	18:24:42.447

P24 12 F125 Andy WAITE — Anderson / TM

IDEAL LAP TIME : 2:06.092 BEST LAP TIME : 2:06.092 DIFFERENCE : 0.000

LAP	SECTOR 1	SECTOR 2	LAP TIME		MPH	DIFF	TIME OF DAY
1 -		42.663	2:16.753		78.15	10.661	18:14:05.249
2 -	***1:24.770***	***41.322***	***2:06.092***	**(1)**	***84.76***		***18:16:11.341***
3 -	1:25.031	41.481	2:06.512	**(2)**	84.48	0.420	18:18:17.853
4 -	1:25.031	42.258	2:07.289	**(3)**	83.96	1.197	18:20:25.142
5 -	1:26.148	42.509	2:08.657		83.07	2.565	18:22:33.799
6 -	1:27.157	41.512	2:08.669		83.06	2.577	18:24:42.468

P25 40 D1 Richard SCOTT — Anderson / FPE

IDEAL LAP TIME : 2:04.654 BEST LAP TIME : 2:04.654 DIFFERENCE : 0.000

LAP	SECTOR 1	SECTOR 2	LAP TIME		MPH	DIFF	TIME OF DAY
1 -		43.446	2:20.414		76.11	15.760	18:14:08.910
2 -	1:25.908	42.371	2:08.279		83.31	3.625	18:16:17.189
3 -	***1:23.028***	***41.626***	***2:04.654***	**(1)**	***85.74***		***18:18:21.843***
4 -	1:24.730	42.730	2:07.460	**(3)**	83.85	2.806	18:20:29.303
5 -	1:23.913	42.526	2:06.439	**(2)**	84.53	1.785	18:22:35.742
6 -	1:25.681	42.298	2:07.979		83.51	3.325	18:24:43.721

BMCRC - MRO Championships - Rnd 8 @ Snetterton

British Superkart Racing Club

RACE 18 - SECTOR ANALYSIS

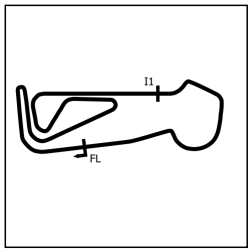

SECTOR 1 = FL to I1, SECTOR 2 = I1 to FL, DIFF = Difference To Personal Best Lap, P = Crossed Finish Line in Pit Lane, D = Time Disallowed

P26 94 F125 Dexter CHAN — Anderson / TM

IDEAL LAP TIME : 2:05.640 BEST LAP TIME : 2:06.379 DIFFERENCE : 0.739

LAP	SECTOR 1	SECTOR 2	LAP TIME		MPH	DIFF	TIME OF DAY
1 -		***41.858***	2:15.589		78.82	9.210	18:14:04.085
2 -	1:24.704	42.136	2:06.840	**(2)**	84.26	0.461	18:16:10.925
3 -	1:25.518	42.084	2:07.602	**(3)**	83.76	1.223	18:18:18.527
4 -	***1:23.782***	42.597	***2:06.379***	**(1)**	***84.57***		***18:20:24.906***
5 -	1:25.977	42.115	2:08.092		83.44	1.713	18:22:32.998
6 -	1:28.809	42.530	2:11.339		81.37	4.960	18:24:44.337

P27 62 D1 Andy POWELL — PVP / FPE

IDEAL LAP TIME : 2:06.727 BEST LAP TIME : 2:07.395 DIFFERENCE : 0.668

LAP	SECTOR 1	SECTOR 2	LAP TIME		MPH	DIFF	TIME OF DAY
1 -		43.169	2:18.441		77.20	11.046	18:14:06.937
2 -	1:25.268	42.903	2:08.171	**(2)**	83.38	0.776	18:16:15.108
3 -	1:25.189	43.721	2:08.910	**(3)**	82.91	1.515	18:18:24.018
4 -	***1:24.087***	43.308	***2:07.395***	**(1)**	***83.89***		***18:20:31.413***
5 -	1:26.337	***42.640***	2:08.977		82.86	1.582	18:22:40.390
6 -	1:25.184	48.356	2:13.540		80.03	6.145	18:24:53.930

P28 93 F125 Marco HAIG — Anderson / TM

IDEAL LAP TIME : 2:07.306 BEST LAP TIME : 2:07.414 DIFFERENCE : 0.108

LAP	SECTOR 1	SECTOR 2	LAP TIME		MPH	DIFF	TIME OF DAY
1 -		44.035	2:28.446		71.99	21.032	18:14:16.942
2 -	1:30.630	43.915	2:14.545		79.43	7.131	18:16:31.487
3 -	1:26.459	42.303	2:08.762	**(3)**	83.00	1.348	18:18:40.249
4 -	1:26.720	***41.526***	2:08.246	**(2)**	83.34	0.832	18:20:48.495
5 -	***1:25.780***	41.634	***2:07.414***	**(1)**	***83.88***		***18:22:55.909***
6 -	1:26.800	43.783	2:10.583		81.84	3.169	18:25:06.492

P29 61 F250 Tony KEELE — Raider / Honda

IDEAL LAP TIME : 2:09.949 BEST LAP TIME : 2:11.559 DIFFERENCE : 1.610

LAP	SECTOR 1	SECTOR 2	LAP TIME		MPH	DIFF	TIME OF DAY
1 -		45.909	2:21.832		75.35	10.273	18:14:10.328
2 -	***1:27.460***	44.289	2:11.749	**(3)**	81.12	0.190	18:16:22.077
3 -	1:27.840	43.720	2:11.560	**(2)**	81.24	0.001	18:18:33.637
4 -	1:29.908	43.780	2:13.688		79.94	2.129	18:20:47.325
5 -	1:29.755	43.738	2:13.493		80.06	1.934	18:23:00.818
6 -	1:29.070	***42.489***	***2:11.559***	**(1)**	***81.24***		***18:25:12.377***

P30 17 F125 Gary POTKINS — Anderson / TM

IDEAL LAP TIME : 2:16.075 BEST LAP TIME : 2:16.233 DIFFERENCE : 0.158

LAP	SECTOR 1	SECTOR 2	LAP TIME		MPH	DIFF	TIME OF DAY
1 -		47.292	2:29.620		71.43	13.387	18:14:18.116
2 -	1:30.036	***46.197***	***2:16.233***	**(1)**	***78.45***		***18:16:34.349***
3 -	1:31.029	46.306	2:17.335	**(3)**	77.82	1.102	18:18:51.684
4 -	1:31.132	46.861	2:17.993		77.45	1.760	18:21:09.677
5 -	***1:29.878***	46.489	2:16.367	**(2)**	78.37	0.134	18:23:26.044
6 -	1:31.271	47.182	2:18.453		77.19	2.220	18:25:44.497

P31 52 F125 Kieren PEAKE — F1 / TM

IDEAL LAP TIME : 2:18.893 BEST LAP TIME : 2:19.345 DIFFERENCE : 0.452

LAP	SECTOR 1	SECTOR 2	LAP TIME		MPH	DIFF	TIME OF DAY
1 -		53.886	2:43.407		65.40	24.062	18:14:31.903
2 -	1:35.668	49.005	2:24.673		73.87	5.328	18:16:56.576
3 -	1:37.104	49.179	2:26.283		73.06	6.938	18:19:22.859
4 -	1:33.868	***46.136***	2:20.004	**(2)**	76.34	0.659	18:21:42.863
5 -	1:33.330	47.485	2:20.815	**(3)**	75.90	1.470	18:24:03.678
6 -	***1:32.757***	46.588	***2:19.345***	**(1)**	***76.70***		***18:26:23.023***

Weather / Track : Bright / Dry

Snetterton 300: 2.9689 miles
Date: 05/09/2026 Start: 18:11 Finish: 18:24

BMCRC - MRO Championships - Rnd 8 @ Snetterton

British Superkart Racing Club

RACE 18 - SECTOR ANALYSIS

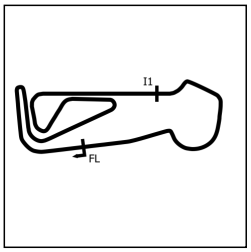

SECTOR 1 = FL to I1, SECTOR 2 = I1 to FL, DIFF = Difference To Personal Best Lap, P = Crossed Finish Line in Pit Lane, D = Time Disallowed

P32 87 D1 Jack TRITTON — MS Kart / Harvey VM

IDEAL LAP TIME : 1:49.561 BEST LAP TIME : 1:49.561 DIFFERENCE : 0.000

LAP	SECTOR 1	SECTOR 2	LAP TIME		MPH	DIFF	TIME OF DAY
1 -		36.049	1:56.799		91.50	7.238	18:13:45.295
2 -	1:14.652	36.454	1:51.106		96.19	1.545	18:15:36.401
3 -	1:14.031	36.305	1:50.336	(2)	96.86	0.775	18:17:26.737
4 -	***1:13.817***	***35.744***	***1:49.561***	**(1)**	***97.55***		***18:19:16.298***
5 -	1:14.379	36.680	1:51.059	(3)	96.23	1.498	18:21:07.357

P33 95 F250 Daniel l'ANSON — Anderson / Honda

IDEAL LAP TIME : 2:03.278 BEST LAP TIME : 2:04.891 DIFFERENCE : 1.613

LAP	SECTOR 1	SECTOR 2	LAP TIME		MPH	DIFF	TIME OF DAY
1 -		43.491	2:20.004		76.34	15.113	18:14:08.500
2 -	1:24.369	42.410	2:06.779	(3)	84.30	1.888	18:16:15.279
3 -	1:24.339	***40.552***	***2:04.891***	**(1)**	***85.57***		***18:18:20.170***
4 -	***1:22.726***	42.394	2:05.120	(2)	85.42	0.229	18:20:25.290
5 -	1:26.067	41.737	2:07.804		83.62	2.913	18:22:33.094
6 -	1:31.855						

P34 55 F125 Alan WITHEROW — Anderson / TM

IDEAL LAP TIME : 2:05.536 BEST LAP TIME : 2:06.300 DIFFERENCE : 0.764

LAP	SECTOR 1	SECTOR 2	LAP TIME		MPH	DIFF	TIME OF DAY
1 -		***41.846***	2:14.257		79.60	7.957	18:14:02.753
2 -	1:24.912	42.512	2:07.424	(2)	83.87	1.124	18:16:10.177
3 -	1:25.455	42.488	2:07.943	(3)	83.53	1.643	18:18:18.120
4 -	***1:23.690***	42.610	***2:06.300***	**(1)**	***84.62***		***18:20:24.420***
5 -	1:25.520	43.923	2:09.443		82.56	3.143	18:22:33.863

P35 97 F125 Toby VINCENT — Anderson / TM

IDEAL LAP TIME : 2:06.157 BEST LAP TIME : 2:06.157 DIFFERENCE : 0.000

LAP	SECTOR 1	SECTOR 2	LAP TIME		MPH	DIFF	TIME OF DAY
1 -		43.697	2:21.581		75.49	15.424	18:14:10.077
2 -	1:25.434	42.247	2:07.681	(2)	83.70	1.524	18:16:17.758
3 -	***1:24.445***	***41.712***	***2:06.157***	**(1)**	***84.72***		***18:18:23.915***
4 -	1:25.410	43.057	2:08.467	(3)	83.19	2.310	18:20:32.382
5 -	1:30.280	44.547	2:14.827		79.27	8.670	18:22:47.209

P36 99 F125 Aston BAKER — Anderson / TM

IDEAL LAP TIME : 2:06.398 BEST LAP TIME : 2:06.923 DIFFERENCE : 0.525

LAP	SECTOR 1	SECTOR 2	LAP TIME		MPH	DIFF	TIME OF DAY
1 -		***41.883***	2:15.557		78.84	8.634	18:14:04.053
2 -	***1:24.515***	42.408	***2:06.923***	**(1)**	***84.20***		***18:16:10.976***
3 -	1:25.505	42.398	2:07.903	(3)	83.56	0.980	18:18:18.879
4 -	1:25.679	42.015	2:07.694	(2)	83.70	0.771	18:20:26.573

P37 76 F250 Alex DUDLEY — PVP / TM

IDEAL LAP TIME : 2:11.225 BEST LAP TIME : 2:11.329 DIFFERENCE : 0.104

LAP	SECTOR 1	SECTOR 2	LAP TIME		MPH	DIFF	TIME OF DAY
1 -		43.594	2:23.723		74.36	12.394	18:14:12.219
2 -	1:28.994	***42.855***	2:11.849	(2)	81.06	0.520	18:16:24.068
3 -	***1:28.370***	42.959	***2:11.329***	**(1)**	***81.38***		***18:18:35.397***
4 -	1:28.474	48.362	2:16.836	(3)	78.10	5.507	18:20:52.233

BMCRC - MRO Championships - Rnd 8 @ Snetterton

British Superkart Racing Club

RACE 18 - SECTOR ANALYSIS

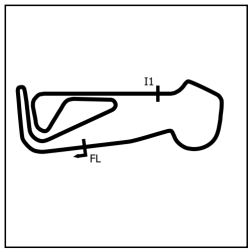

SECTOR 1 = FL to I1, SECTOR 2 = I1 to FL, DIFF = Difference To Personal Best Lap, P = Crossed Finish Line in Pit Lane, D = Time Disallowed

P38 24 D1 Tom RUSHFORTH Spyda / VM

IDEAL LAP TIME : 1:50.897 BEST LAP TIME : 1:51.181 DIFFERENCE : 0.284

LAP	SECTOR 1	SECTOR 2	LAP TIME		MPH	DIFF	TIME OF DAY
1 -		***36.191***	1:56.015	**(3)**	92.12	4.834	18:13:44.511
2 -	1:14.872	36.309	***1:51.181***	**(1)**	***96.13***		***18:15:35.692***
3 -	***1:14.706***	36.674	1:51.380	**(2)**	95.96	0.199	18:17:27.072
4 -	1:48.648						

P39 57 D1 Mark PASK MS / VM

IDEAL LAP TIME : 1:58.296 BEST LAP TIME : 1:58.856 DIFFERENCE : 0.560

LAP	SECTOR 1	SECTOR 2	LAP TIME		MPH	DIFF	TIME OF DAY
1 -		41.854	2:18.107	**(3)**	77.38	19.251	18:14:06.603
2 -	1:21.164	***39.398***	2:00.562	**(2)**	88.65	1.706	18:16:07.165
3 -	***1:18.898***	39.958	***1:58.856***	**(1)**	***89.92***		***18:18:06.021***
4 -	1:19.312						

P40 3 D1 Ross ALLEN Jade / IAME

IDEAL LAP TIME : 1:50.068 BEST LAP TIME : 1:50.699 DIFFERENCE : 0.631

LAP	SECTOR 1	SECTOR 2	LAP TIME		MPH	DIFF	TIME OF DAY
1 -		***36.129***	1:54.276	**(2)**	93.52	3.577	18:13:42.772
2 -	***1:13.939***	36.760	***1:50.699***	**(1)**	***96.55***		***18:15:33.471***

P41 10 D1 Tom HATFIELD Anderson / VM

IDEAL LAP TIME : 1:52.663 BEST LAP TIME : 1:52.663 DIFFERENCE : 0.000

LAP	SECTOR 1	SECTOR 2	LAP TIME		MPH	DIFF	TIME OF DAY
1 -		37.210	1:58.609	**(2)**	90.11	5.946	18:13:47.105
2 -	***1:15.784***	***36.879***	***1:52.663***	**(1)**	***94.86***		***18:15:39.768***

P42 22 F125 Joe RIPPIN Anderson / TM

IDEAL LAP TIME : 2:01.813 BEST LAP TIME : 2:03.698 DIFFERENCE : 1.885

LAP	SECTOR 1	SECTOR 2	LAP TIME		MPH	DIFF	TIME OF DAY
1 -		40.619	2:11.164	**(2)**	81.48	7.466	18:13:59.660
2 -	1:23.868	***39.830***	***2:03.698***	**(1)**	***86.40***		***18:16:03.358***
3 -	***1:21.983***						

P43 196 F125 Jake BAKER Birel / TM

IDEAL LAP TIME : 2:08.121 BEST LAP TIME : 2:15.355 DIFFERENCE : 7.234

LAP	SECTOR 1	SECTOR 2	LAP TIME		MPH	DIFF	TIME OF DAY
1 -		***41.964***	***2:15.355***	**(1)**	***78.96***		***18:14:03.851***
2 -	***1:26.157***						

P44 70 D1 Vic HEMPSHALL PVP / FPE

IDEAL LAP TIME : BEST LAP TIME : 2:28.419 DIFFERENCE :

LAP	SECTOR 1	SECTOR 2	LAP TIME		MPH	DIFF	TIME OF DAY
1 -		***45.480***	***2:28.419***	**(1)**	***72.01***		***18:14:16.915***

P45 117 F250 Ian O'ROURKE Anderson / Viper SK250

IDEAL LAP TIME : 2:16.903 BEST LAP TIME : 2:33.686 DIFFERENCE : 16.783

LAP	SECTOR 1	SECTOR 2	LAP TIME		MPH	DIFF	TIME OF DAY
1 -		***44.954***	***2:33.686***	**(1)**	***69.54***		***18:14:22.182***
2 -	***1:31.949***						

BMCRC - MRO Championships - Rnd 8 @ Snetterton

British Superkart Racing Club

RACE 18 - BEST SECTORS

	SECTOR 1		SECTOR 2	
POS	NO	TIME	NO	TIME
1	1	1:11.957	2	34.996
2	2	1:12.676	1	35.037
3	43	1:13.102	87	35.744
4	87	1:13.817	43	35.798
5	140	1:13.938	140	36.021
6	3	1:13.939	3	36.129
7	29	1:14.040	24	36.191
8	85	1:14.348	29	36.247
9	24	1:14.706	85	36.534
10	26	1:15.394	69	36.731
11	10	1:15.784	10	36.879
12	69	1:15.882	5	36.905
13	5	1:16.367	26	36.938
14	GPI	1:17.751	GPI	37.987
15	47	1:17.926	47	38.061
16	57	1:18.898	92	38.921
17	49	1:19.006	159	38.999
18	143	1:19.115	143	39.019
19	92	1:19.364	14	39.118
20	159	1:19.366	49	39.167
21	14	1:19.505	59	39.202
22	161	1:21.175	57	39.398
23	59	1:21.320	51	39.499
24	410	1:21.409	50	39.736
25	50	1:21.653	22	39.830
26	51	1:21.655	161	39.917
27	22	1:21.983	410	40.218
28	34	1:22.720	95	40.552
29	95	1:22.726	34	41.094
30	40	1:23.028	12	41.322
31	55	1:23.690	93	41.526
32	94	1:23.782	111	41.546
33	62	1:24.087	40	41.626
34	97	1:24.445	97	41.712
35	99	1:24.515	55	41.846
36	111	1:24.639	94	41.858
37	12	1:24.770	99	41.883
38	93	1:25.780	196	41.964
39	196	1:26.157	61	42.489
40	61	1:27.460	62	42.640
41	76	1:28.370	76	42.855
42	17	1:29.878	117	44.954
43	117	1:31.949	70	45.480
44	52	1:32.757	52	46.136
45			17	46.197
46				

	IDEAL / BEST COMPARISON				
POS	NO	NAME	IDEAL	BEST	DIFF
		PERFECT LAP	1:46.953		
1	1	MORLEY	1:46.994	1:47.080	0.086
2	2	HARPHAM	1:47.672	1:47.776	0.104
3	43	HOLMES	1:48.900	1:49.337	0.437
4	87	TRITTON	1:49.561	1:49.561	0.000
5	140	NEWELL	1:49.959	1:49.959	0.000
6	3	ALLEN	1:50.068	1:50.699	0.631
7	29	WESEMAEL	1:50.287	1:50.421	0.134
8	85	PLAIN	1:50.882	1:51.025	0.143
9	24	RUSHFORTH	1:50.897	1:51.181	0.284
10	26	HULME	1:52.332	1:52.428	0.096
11	69	KYRITSIS	1:52.613	1:53.065	0.452
12	10	HATFIELD	1:52.663	1:52.663	0.000
13	5	EDWARDS	1:53.272	1:53.335	0.063
14	GPI	CATTERMOLE	1:55.738	1:55.738	0.000
15	47	MAILE	1:55.987	1:56.246	0.259
16	143	READER	1:58.134	1:58.188	0.054
17	49	PARR	1:58.173	1:58.837	0.664
18	92	ARDERN	1:58.285	1:58.547	0.262
19	57	PASK	1:58.296	1:58.856	0.560
20	159	HARRISON	1:58.365	1:58.379	0.014
21	14	BARTON	1:58.623	1:58.992	0.369
22	59	FLINT	2:00.522	2:00.963	0.441
23	161	CONNICK	2:01.092	2:01.805	0.713
24	51	BURTON	2:01.154	2:01.661	0.507
25	50	BUSBY	2:01.389	2:01.539	0.150
26	410	FELLS	2:01.627	2:01.718	0.091
27	22	RIPPIN	2:01.813	2:03.698	1.885
28	95	I'ANSON	2:03.278	2:04.891	1.613
29	34	JERRED	2:03.814	2:03.814	0.000
30	40	SCOTT	2:04.654	2:04.654	0.000
31	55	WITHEROW	2:05.536	2:06.300	0.764
32	94	CHAN	2:05.640	2:06.379	0.739
33	12	WAITE	2:06.092	2:06.092	0.000
34	97	VINCENT	2:06.157	2:06.157	0.000
35	111	RIDOUT	2:06.185	2:06.458	0.273
36	99	BAKER	2:06.398	2:06.923	0.525
37	62	POWELL	2:06.727	2:07.395	0.668
38	93	HAIG	2:07.306	2:07.414	0.108
39	196	BAKER	2:08.121	2:15.355	7.234
40	61	KEELE	2:09.949	2:11.559	1.610
41	76	DUDLEY	2:11.225	2:11.329	0.104
42	17	POTKINS	2:16.075	2:16.233	0.158
43	117	O'ROURKE	2:16.903	2:33.686	16.783
44	52	PEAKE	2:18.893	2:19.345	0.452
45	70	HEMPSHALL		2:28.419	

Weather / Track : Bright / Dry

Snetterton 300: 2.9689 miles
Date: 05/09/2026 Start: 18:11 Finish: 18:24

Results can be found at www.tsl-timing.com

Printed - 18:28 Saturday, 05 September 2026

BMCRC - MRO Championships - Rnd 8 @ Snetterton

British Superkart Racing Club

RACE 18 - STATISTICS

Competitors Started	45
Planned Start	2026-09-05 @ 17:30:00.000
Actual Start	2026-09-05 @ 18:11:48.495
Finish Time	2026-09-05 @ 18:24:25.419
Track Length	2.9689mi.
Total Laps	250
Total Distance Covered	742.2278mi.

Session Fastest Lap History

NO	CL	NAME	LAP TIME	TIME OF DAY	LAP	VEHICLE
2	D1	**Lee HARPHAM**	**1:53.477**	18:13:41.973	1	MS Kart / Harvey VM
2	D1	**Lee HARPHAM**	**1:48.653**	18:15:30.626	2	MS Kart / Harvey VM
2	D1	**Lee HARPHAM**	**1:47.829**	18:17:18.455	3	MS Kart / Harvey VM
1	D1	**Liam MORLEY**	**1:47.412**	18:17:19.407	3	Anderson / VM
1	D1	**Liam MORLEY**	**1:47.159**	18:19:06.566	4	Anderson / VM
1	D1	**Liam MORLEY**	**1:47.080**	18:20:53.646	5	Anderson / VM

Session Leader History

NO	CL	NAME	FROM LAP	LAPS LED	DISTANCE	VEHICLE
2	D1	**Lee HARPHAM**	1	4	11.87 miles	MS Kart / Harvey VM
1	D1	**Liam MORLEY**	5	3	8.90 miles	Anderson / VM

Flag History

TYPE	TIME OF DAY
GREEN	18:11:48.495
FINISH	18:24:25.419

Flag Statistics

TYPE	COUNT	TOTAL LAPS	TOTAL TIME
Green	1	7	15:23.141
Red	0	0	0.000
Safety Car	0	0	0.000
FCY	0	0	0.000

Weather / Track : Bright / Dry

Snetterton 300: 2.9689 miles
Date: 05/09/2026 Start: 18:11 Finish: 18:24

BMCRC - MRO Championships - Rnd 8 @ Snetterton

British Superkart Racing Club

RACE 18 - STATISTICS

CLASS : D1

19 Starters

Fastest Lap History

NO	NAME	LAP TIME	TIME OF DAY	LAP	VEHICLE
2	**Lee HARPHAM**	**1:53.477**	18:13:41.973	1	MS Kart / Harvey VM
2	**Lee HARPHAM**	**1:48.653**	18:15:30.626	2	MS Kart / Harvey VM
2	**Lee HARPHAM**	**1:47.829**	18:17:18.455	3	MS Kart / Harvey VM
1	**Liam MORLEY**	**1:47.412**	18:17:19.407	3	Anderson / VM
1	**Liam MORLEY**	**1:47.159**	18:19:06.566	4	Anderson / VM
1	**Liam MORLEY**	**1:47.080**	18:20:53.646	5	Anderson / VM

Leader History

NO	NAME	FROM LAP	LAPS LED	DISTANCE	VEHICLE
2	**Lee HARPHAM**	1	4	11.87 miles	MS Kart / Harvey VM
1	**Liam MORLEY**	5	3	8.90 miles	Anderson / VM

BMCRC - MRO Championships - Rnd 8 @ Snetterton

British Superkart Racing Club

RACE 18 - STATISTICS

CLASS : F125

12 Starters

Fastest Lap History

NO	NAME	LAP TIME	TIME OF DAY	LAP	VEHICLE
22	**Joe RIPPIN**	**2:11.164**	18:13:59.660	1	Anderson / TM
22	**Joe RIPPIN**	**2:03.698**	18:16:03.358	2	Anderson / TM
410	**Lexi FELLS**	**2:03.086**	18:16:04.016	2	Birel Art / IAME
410	**Lexi FELLS**	**2:01.718**	18:20:09.023	4	Birel Art / IAME

Leader History

NO	NAME	FROM LAP	LAPS LED	DISTANCE	VEHICLE
22	**Joe RIPPIN**	1	2	5.93 miles	Anderson / TM
410	**Lexi FELLS**	3	5	14.84 miles	Birel Art / IAME

BMCRC - MRO Championships - Rnd 8 @ Snetterton

British Superkart Racing Club

RACE 18 - STATISTICS

CLASS : F250

14 Starters

Fastest Lap History

NO	NAME	LAP TIME	TIME OF DAY	LAP	VEHICLE
GPI	**Kirk CATTERMOLE**	**2:03.219**	18:13:51.715	1	Raider / CAT TM
GPI	**Kirk CATTERMOLE**	**1:56.459**	18:15:48.174	2	Raider / CAT TM
47	**Arran MAILE**	**1:56.333**	18:15:48.462	2	Birel / Honda
GPI	**Kirk CATTERMOLE**	**1:55.738**	18:17:43.912	3	Raider / CAT TM

Leader History

NO	NAME	FROM LAP	LAPS LED	DISTANCE	VEHICLE
GPI	**Kirk CATTERMOLE**	1	7	20.78 miles	Raider / CAT TM

Weather / Track : Bright / Dry

Snetterton 300: 2.9689 miles
Date: 05/09/2026 Start: 18:11 Finish: 18:24

BMCRC - MRO Championships - Rnd 8 @ Snetterton

British Superkart Racing Club

RACE 1 - GRID (12 minutes / 1 Laps)

ROW 23	45	117	2:33.686 Ian O'ROURKE	46	77	Terence DUDLEY	
ROW 22	43	52	2:19.345 Kieren PEAKE	44	70	2:28.419 Vic HEMPSHALL	
ROW 21	41	196	2:15.355 Jake BAKER	42	17	2:16.233 Gary POTKINS	
ROW 20	39	76	2:11.329 Alex DUDLEY	40	61	2:11.559 Tony KEELE	
ROW 19	37	62	2:07.395 Andy POWELL	38	93	2:07.414 Marco HAIG	
ROW 18	35	111	2:06.458 Ollie RIDOUT	36	99	2:06.923 Aston BAKER	
ROW 17	33	55	2:06.300 Alan WITHEROW	34	94	2:06.379 Dexter CHAN	
ROW 16	31	12	2:06.092 Andy WAITE	32	97	2:06.157 Toby VINCENT	
ROW 15	29	40	2:04.654 Richard SCOTT	30	95	2:04.891 Daniel l'ANSON	
ROW 14	27	22	2:03.698 Joe RIPPIN	28	34	2:03.814 Daniel JERRED	
ROW 13	25	410	2:01.718 Lexi FELLS	26	161	2:01.805 Richard CONNICK	
ROW 12	23	50	2:01.539 John BUSBY	24	51	2:01.661 Luke BURTON	
ROW 11	21	14	1:58.992 Nathan BARTON	22	59	2:00.963 Nick FLINT	
ROW 10	19	49	1:58.837 Michael PARR	20	57	1:58.856 Mark PASK	
ROW 9	17	159	1:58.379 Sam HARRISON	18	92	1:58.547 Ben ARDERN	
ROW 8	15	47	1:56.246 Arran MAILE	16	143	1:58.188 John READER	
ROW 7	13	5	1:53.335 Mark EDWARDS	14	GPI	1:55.738 Kirk CATTERMOLE	
ROW 6	11	10	1:52.663 Tom HATFIELD	12	69	1:53.065 Kosta KYRITSIS	
ROW 5	9	24	1:51.181 Tom RUSHFORTH	10	26	1:52.428 Carl HULME	
ROW 4	7	3	1:50.699 Ross ALLEN	8	85	1:51.025 Lee PLAIN	
ROW 3	5	140	1:49.959 Aaron NEWELL	6	29	1:50.421 Chris WESEMAEL	
ROW 2	3	43	1:49.337 Ollie HOLMES	4	87	1:49.561 Jack TRITTON	
ROW 1	1	1	1:47.080 Liam MORLEY	2	2	1:47.776 Lee HARPHAM	

Pole

These results are provisional until the conclusion of any judicial and technical matters.

Snetterton 300: 2.9689 miles

Clerk Of Course: Darrin Worth	Timekeeper: Richard Evans	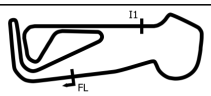

Results can be found at www.tsl-timing.com

Printed - 18:29 Saturday, 05 September 2026

BMCRC - MRO Championships - Rnd 8 @ Snetterton

British Superkart Racing Club

RACE 1 - CLASSIFICATION

Race Distance: 7 Laps / 20.78 miles

POS	NO	CL	PIC	NAME	ENTRY	LAPS	TIME	GAP	DIFF	MPH	BEST	ON	GRD	↑↓
1	1*	D1	1	Liam MORLEY	Anderson / VM	7	12:46.406			97.61	1:47.378	4	1	0
2	29	D1	2	Chris WESEMAEL	Anderson / VM	7	13:01.837	15.431	15.431	95.69	1:49.564	4	6	4
3	85	D1	3	Lee PLAIN	Anderson / VM	7	13:06.395	19.989	4.558	95.13	1:50.633	3	8	5
4	43	D1	4	Ollie HOLMES	MS Kart / Harvey VM	7	13:06.582	20.176	0.187	95.11	1:51.262	7	3	-1
5	140	D1	5	Aaron NEWELL	Anderson / PVP	7	13:20.643	34.237	14.061	93.44	1:51.857	3	5	0
6	69	D1	6	Kosta KYRITSIS	Anderson / VM	7	13:33.643	47.237	13.000	91.95	1:54.284	2	12	6
7	GP1	F250	1	Kirk CATTERMOLE	Raider / CAT TM	7	13:52.365	1:05.959	18.722	89.88	1:57.155	6	14	7
8	92	F250	2	Ben ARDERN	Anderson / DEA	7	13:59.159	1:12.753	6.794	89.15	1:58.008	6	18	10
9	159	F250	3	Sam HARRISON	Raider / TM	7	14:00.399	1:13.993	1.240	89.02	1:59.023	3	17	8
10	14	D1	7	Nathan BARTON	Anderson / Barker FPE	7	14:03.524	1:17.118	3.125	88.69	1:58.024	6	21	11
11	143	F250	4	John READER	Anderson / DEA	7	14:06.168	1:19.762	2.644	88.41	1:59.531	5	16	5
12	26	D1	8	Carl HULME	Anderson / VM	7	14:06.876	1:20.470	0.708	88.34	1:53.964	3	10	-2
13	161	F250	5	Richard CONNICK	Jade / Honda	7	14:24.450	1:38.044	17.574	86.54	2:01.743	2	26	13
14	410	F125	1	Lexi FELLS	Birel Art / IAME	7	14:25.215	1:38.809	0.765	86.47	2:01.672	6	25	11
15	22	F125	2	Joe RIPPIN	Anderson / TM	7	14:25.278	1:38.872	0.063	86.46	2:01.066	6	27	12
16	196	F125	3	Jake BAKER	Birel / TM	7	14:27.393	1:40.987	2.115	86.25	2:02.443	5	41	25
17	59	D1	9	Nick FLINT	Anderson / VM	7	14:35.610	1:49.204	8.217	85.44	2:01.758	2	22	5
18	95	F250	6	Daniel I'ANSON	Anderson / Honda	6	12:48.531	1 Lap	1 Lap	83.44	2:04.033	3	30	12
19	12	F125	4	Andy WAITE	Anderson / TM	6	12:53.089	1 Lap	4.558	82.95	2:06.882	6	31	12
20	55	F125	5	Alan WITHEROW	Anderson / TM	6	12:53.613	1 Lap	0.524	82.89	2:07.224	6	33	13
21	40	D1	10	Richard SCOTT	Anderson / FPE	6	12:54.277	1 Lap	0.664	82.82	2:06.285	6	29	8
22	97	F125	6	Toby VINCENT	Anderson / TM	6	13:00.183	1 Lap	5.906	82.19	2:06.373	4	32	10
23	99	F125	7	Aston BAKER	Anderson / TM	6	13:03.580	1 Lap	3.397	81.84	2:08.000	6	36	13
24	111	F125	8	Ollie RIDOUT	Anderson / TM	6	13:03.968	1 Lap	0.388	81.79	2:06.567	6	35	11
25	94*	F125	9	Dexter CHAN	Anderson / TM	6	13:12.189	1 Lap	8.221	80.95	2:07.886	6	34	9
26	62	D1	11	Andy POWELL	PVP / FPE	6	13:17.113	1 Lap	4.924	80.45	2:07.379	6	37	11
27	70	D1	12	Vic HEMPSHALL	PVP / FPE	6	13:19.507	1 Lap	2.394	80.20	2:09.073	6	44	17
28	76	F250	7	Alex DUDLEY	PVP / TM	6	13:29.403	1 Lap	9.896	79.22	2:12.321	2	39	11
29	17	F125	10	Gary POTKINS	Anderson / TM	6	13:53.204	1 Lap	23.801	76.96	2:15.797	5	42	13
30	117	F250	8	Ian O'ROURKE	Anderson / Viper SK250	6	14:12.028	1 Lap	18.824	75.26	2:18.364	6	45	15
31	52	F125	11	Kieren PEAKE	F1 / TM	6	14:55.786	1 Lap	43.758	71.58	2:19.032	6	43	12
					NOT CLASSIFIED									
DNF	87	D1		Jack TRITTON	MS Kart / Harvey VM	5	9:23.834	2 Laps	1 Lap	94.78	1:51.095	5	4	
DNF	50	F250		John BUSBY	Anderson / DEA	5	10:52.107	2 Laps	1:28.273	81.95	2:05.338	5	23	
DNF	3	D1		Ross ALLEN	Jade / IAME	4	7:26.443	3 Laps	1 Lap	95.76	1:49.657	3	7	
DNF	93*	F125		Marco HAIG	Anderson / TM	4	8:43.626	3 Laps	1:17.183	81.64	2:07.225	4	38	
DNF	34	F250		Daniel JERRED	Anderson / Honda	4	8:53.502	3 Laps	9.876	80.13	2:10.326	4	28	
DNF	2	D1		Lee HARPHAM	MS Kart / Harvey VM	3	5:39.782	4 Laps	1 Lap	94.36	1:52.500	3	2	
DNF	10	D1		Tom HATFIELD	Anderson / VM	2	3:53.936	5 Laps	1 Lap	91.37	1:53.900	2	11	
DNF	57	D1		Mark PASK	MS / VM	2	4:03.448	5 Laps	9.512	87.80	1:58.677	2	20	
DNF	24	D1		Tom RUSHFORTH	Spyda / VM	1	1:56.369	6 Laps	1 Lap	91.84	1:56.369	1	9	
DNF	51	F250		Luke BURTON	Anderson / Viper SX250	1	2:18.128	6 Laps	21.759	77.37	2:18.128	1	24	
DNF	61	F250		Tony KEELE	Raider / Honda	1	2:19.170	6 Laps	1.042	76.79	2:19.170	1	40	
DNF	5	D1		Mark EDWARDS	MS Kart / Harvey VM	0							13	
DNF	47	F250		Arran MAILE	Birel / Honda	0							15	
DNF	49	F250		Michael PARR	Anderson / Viper SK250	0							19	
					NOT STARTED									
NS	77	F250		Terence DUDLEY	Anderson / Viper SK250								46	
					FASTEST LAP									
	1	D1		Liam MORLEY	Anderson / VM	4	1:47.378			99.53 mph		160.18 kph		
	GP1	F250		Kirk CATTERMOLE	Raider / CAT TM	6	1:57.155			91.23 mph		146.82 kph		
	22	F125		Joe RIPPIN	Anderson / TM	6	2:01.066			88.28 mph		142.07 kph		

#1, #93 & #94 - NO WORKING TRANSPONDER, YOU MUST FIX TO BE TIMED FOR YOUR NEXT RACE.

Weather / Track : Cloudy / Dry

These results are provisional until the conclusion of any judicial and technical matters.

Date: 06/09/2026 Start: 10:09 Finish: 10:22

Snetterton 300: 2.9689 miles

Clerk Of Course: Darrin Worth	Timekeeper: Richard Evans	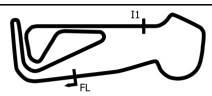

Results can be found at www.tsl-timing.com

Printed - 10:24 Sunday, 06 September 2026

BMCRC - MRO Championships - Rnd 8 @ Snetterton

British Superkart Racing Club

RACE 1 - LAP CHART

LAP 1 @ 10:11:10.002

NO	BEHIND	LAP TIME
1		1:53.845
2	0.007	1:53.852
43	2.153	1:55.998
24	2.524	1:56.369
3	2.746	1:56.591
29	3.031	1:56.876
87	3.694	1:57.539
26	4.344	1:58.189
85	5.195	1:59.040
140	5.352	1:59.197
10	6.191	2:00.036
69	9.305	2:03.150
159	9.713	2:03.558
GP1	9.744	2:03.589
57	10.926	2:04.771
143	11.918	2:05.763
92	12.213	2:06.058
14	12.692	2:06.537
410	14.473	2:08.318
59	14.945	2:08.790
161	15.874	2:09.719
22	16.360	2:10.205
196	17.354	2:11.199
12	18.541	2:12.386
55	20.193	2:14.038
40	20.789	2:14.634
62	23.373	2:17.218
93	24.085	2:17.930
51	24.283	2:18.128
97	24.770	2:18.615
111	24.784	2:18.629
99	25.067	2:18.912
61	25.325	2:19.170
76	26.393	2:20.238
34	26.907	2:20.752
95	27.943	2:21.788
70	29.330	2:23.175
50	30.274	2:24.119
17	33.362	2:27.207
94	33.813	2:27.658
117	37.149	2:30.994
52	51.990	2:45.835

LAP 2 @ 10:12:58.127

NO	BEHIND	LAP TIME
1		1:48.124
3	5.068	1:50.446
2	5.313	1:53.430
43	5.812	1:51.783
29	5.860	1:50.953
87	7.359	1:51.789
85	9.454	1:52.383
26	10.617	1:54.397
140	10.799	1:53.571
10	11.967	1:53.900
69	15.465	1:54.284
GP1	19.090	1:57.470
159	20.923	1:59.334
57	21.479	1:58.677
92	23.305	1:59.216
143	24.117	2:00.323
14	24.584	2:00.016
59	28.579	2:01.758
410	28.646	2:02.297
161	29.493	2:01.743
22	30.218	2:01.982
196	31.779	2:02.549
40	39.367	2:06.702
55	40.435	2:08.366
12	41.465	2:11.048
93	46.124	2:10.163
97	46.285	2:09.639
95	46.374	2:06.555
111	46.847	2:10.187
99	47.167	2:10.224
34	49.409	2:10.626
76	50.590	2:12.321
50	51.224	2:09.074
94	56.387	2:10.698
70	56.956	2:15.750
62	58.093	2:22.844
17	1:03.499	2:18.261
117	1:09.671	2:20.646
52	1:39.553	2:35.687

LAP 3 @ 10:14:45.800

NO	BEHIND	LAP TIME
1		1:47.673
3	7.052	1:49.657
29	8.245	1:50.058
2	10.140	1:52.500
43	10.467	1:52.328
87	10.922	1:51.236
85	12.414	1:50.633
140	14.983	1:51.857
26	16.908	1:53.964
69	22.937	1:55.145
GP1	28.751	1:57.334
159	32.273	1:59.023
92	34.242	1:58.610
143	37.161	2:00.717
14	37.754	2:00.843
59	43.358	2:02.452
161	44.201	2:02.381
410	44.675	2:03.702
22	45.485	2:02.940
196	46.994	2:02.888
40	59.408	2:07.714
55	1:00.213	2:07.451
12	1:01.148	2:07.356
95	1:02.734	2:04.033
97	1:05.217	2:06.605
93	1:06.759	2:08.308
99	1:08.484	2:08.990
50	1:11.505	2:07.954
111	1:12.838	2:13.664
34	1:13.534	2:11.798
76	1:15.451	2:12.534
94	1:17.219	2:08.505
70	1:20.452	2:11.169
62	1:21.514	2:11.094
17	1:32.809	2:16.983
117	1:41.681	2:19.683

LAP 4 @ 10:16:33.178

NO	BEHIND	LAP TIME
1		1:47.378
3	9.423	1:49.749
29	10.431	1:49.564
43	15.123	1:52.034
87	15.719	1:52.175
85	16.096	1:51.060
140	21.259	1:53.654
26	26.378	1:56.848
52	1 Lap	2:24.458
69	29.934	1:54.375
GP1	42.837	2:01.464
159	44.193	1:59.298
92	45.260	1:58.396
143	49.437	1:59.654
14	49.789	1:59.413
161	59.724	2:02.901
59	1:00.160	2:04.180
22	1:00.511	2:02.404
410	1:00.736	2:03.439
196	1:02.180	2:02.564
95	1:20.777	2:05.421
40	1:21.039	2:09.009
55	1:22.057	2:09.222
12	1:22.250	2:08.480
97	1:24.212	2:06.373
93	1:26.606	2:07.225
99	1:29.131	2:08.025
50	1:29.749	2:05.622
111	1:32.891	2:07.431
34	1:36.482	2:10.326
94	1:38.979	2:09.138
76	1:41.255	2:13.182
70	1:43.211	2:10.137
62	1:43.755	2:09.619

LAP 5 @ 10:18:22.263

NO	BEHIND	LAP TIME
1		1:49.085
29	12.809	1:51.463
17	1 Lap	2:17.251
43	17.529	1:51.491
87	17.729	1:51.095
85	17.837	1:50.826
140	25.710	1:53.536
117	1 Lap	2:20.646
69	35.168	1:54.319
26	37.904	2:00.611
GP1	51.151	1:57.399
159	54.296	1:59.188
92	55.729	1:59.554
143	59.883	1:59.531
14	59.914	1:59.210
52	1 Lap	2:21.995
161	1:12.817	2:02.178
410	1:13.408	2:01.757
22	1:14.117	2:02.691
196	1:15.538	2:02.443
59	1:16.167	2:05.092
95	1:36.907	2:05.215
12	1:40.102	2:06.937
55	1:40.284	2:07.312
40	1:41.887	2:09.933
97	1:45.875	2:10.748
50	1:46.002	2:05.338
99	1:49.475	2:09.429

LAP 6 @ 10:20:11.895

NO	BEHIND	LAP TIME
1		1:49.632
111	1 Lap	2:07.490
94	1 Lap	2:08.304
62	1 Lap	2:08.959
29	14.518	1:51.341
70	1 Lap	2:10.203
76	1 Lap	2:15.785
85	19.226	1:51.021
43	19.583	1:51.686
140	29.776	1:53.698
17	1 Lap	2:15.797
69	41.482	1:55.946
26	57.553	2:09.281
117	1 Lap	2:21.695
GP1	58.674	1:57.155
92	1:04.105	1:58.008
159	1:04.179	1:59.515
14	1:08.306	1:58.024
143	1:10.123	1:59.872
161	1:25.329	2:02.144
410	1:25.448	2:01.672
22	1:25.551	2:01.066
196	1:29.189	2:03.283
59	1:32.777	2:06.242
52	1 Lap	2:28.779

LAP 7 @ 10:22:02.564

NO	BEHIND	LAP TIME
1		1:50.669
95	1 Lap	2:05.519
12	1 Lap	2:06.882
55	1 Lap	2:07.224
40	1 Lap	2:06.285
97	1 Lap	2:08.203
29	15.431	1:51.582
99	1 Lap	2:08.000
111	1 Lap	2:06.567
85	19.989	1:51.432
43	20.176	1:51.262
94	1 Lap	2:07.886
62	1 Lap	2:07.379
70	1 Lap	2:09.073
140	34.237	1:55.130
76	1 Lap	2:15.343
69	47.237	1:56.424
GP1	1:05.959	1:57.954
17	1 Lap	2:17.705
92	1:12.753	1:59.317
159	1:13.993	2:00.483
14	1:17.118	1:59.481
143	1:19.762	2:00.308
26	1:20.470	2:13.586
117	1 Lap	2:18.364
161	1:38.044	2:03.384
410	1:38.809	2:04.030
22	1:38.872	2:03.990
196	1:40.987	2:02.467
59	1:49.204	2:07.096
52	1 Lap	2:19.032

Weather / Track : Cloudy / Dry

Snetterton 300: 2.9689 miles
Date: 06/09/2026 Start: 10:09 Finish: 10:22

Results can be found at www.tsl-timing.com

Printed - 10:25 Sunday, 06 September 2026

BMCRC - MRO Championships - Rnd 8 @ Snetterton

British Superkart Racing Club

RACE 1 - POSITION CHART

No	Name	Lap Pos	1	2	3	4	5	6	7
1	MORLEY	1	1	1	1	1	1	1	1
2	HARPHAM	2	2	3	3	3	29	29	29
43	HOLMES	3	43	2	29	29	43	85	85
87	TRITTON	4	24	43	2	43	87	43	43
140	NEWELL	5	3	29	43	87	85	140	140
29	WESEMAEL	6	29	87	87	85	140	69	69
3	ALLEN	7	87	85	85	140	69	26	GP1
85	PLAIN	8	26	26	140	26	26	GP1	92
24	RUSHFORTH	9	85	140	26	69	GP1	92	159
26	HULME	10	140	10	69	GP1	159	159	14
10	HATFIELD	11	10	69	GP1	159	92	14	143
69	KYRITSIS	12	69	GP1	159	92	143	143	26
5	EDWARDS	13	159	159	92	143	14	161	161
GP1	CATTERMOLE	14	GP1	57	143	14	161	410	410
47	MAILE	15	57	92	14	161	410	22	22
143	READER	16	143	143	59	59	22	196	196
159	HARRISON	17	92	14	161	22	196	59	59
92	ARDERN	18	14	59	410	410	59	95	
49	PARR	19	410	410	22	196	95	12	
57	PASK	20	59	161	196	95	12	55	
14	BARTON	21	161	22	40	40	55	40	
59	FLINT	22	22	196	55	55	40	97	
50	BUSBY	23	196	40	12	12	97	99	
51	BURTON	24	12	55	95	97	50	111	
410	FELLS	25	55	12	97	93	99	94	
161	CONNICK	26	40	93	93	99	111	62	
22	RIPPIN	27	62	97	99	50	94	70	
34	JERRED	28	93	95	50	111	62	76	
40	SCOTT	29	51	111	111	34	70	17	
95	I'ANSON	30	97	99	34	94	76	117	
12	WAITE	31	111	34	76	76	17	52	
97	VINCENT	32	99	76	94	70	117		
55	WITHEROW	33	61	50	70	62	52		
94	CHAN	34	76	94	62	17			
111	RIDOUT	35	34	70	17	117			
99	BAKER	36	95	62	117	52			
62	POWELL	37	70	17	52				
93	HAIG	38	50	117					
76	DUDLEY	39	17	52					
61	KEELE	40	94						
196	BAKER	41	117						
17	POTKINS	42	52						
52	PEAKE	43							
70	HEMPSHALL	44							
117	O'ROURKE	45							

Weather / Track : Cloudy / Dry

Snetterton 300: 2.9689 miles
Date: 06/09/2026 Start: 10:09 Finish: 10:22

BMCRC - MRO Championships - Rnd 8 @ Snetterton

British Superkart Racing Club

RACE 1 - POSITION CHART

No	Name	Lap / Pos	1	2	3	4	5	6	7
77	DUDLEY	46							

Weather / Track : Cloudy / Dry

Snetterton 300: 2.9689 miles
Date: 06/09/2026 Start: 10:09 Finish: 10:22

BMCRC - MRO Championships - Rnd 8 @ Snetterton

British Superkart Racing Club

RACE 1 - SECTOR ANALYSIS

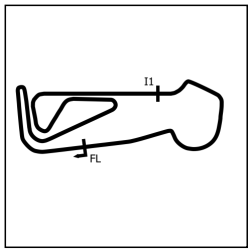

SECTOR 1 = FL to I1, SECTOR 2 = I1 to FL, DIFF = Difference To Personal Best Lap, P = Crossed Finish Line in Pit Lane, D = Time Disallowed

P1 1 D1 Liam MORLEY Anderson / VM

IDEAL LAP TIME : BEST LAP TIME : 1:47.378 DIFFERENCE :

LAP	SECTOR 1	SECTOR 2	LAP TIME		MPH	DIFF	TIME OF DAY
1 -			1:53.845		93.88	6.467	10:11:10.002
2 -			1:48.124	(3)	98.84	0.746	10:12:58.127
3 -			1:47.673	(2)	99.26	0.295	10:14:45.800
4 -			***1:47.378***	**(1)**	***99.53***		***10:16:33.178***
5 -			1:49.085		97.97	1.707	10:18:22.263
6 -			1:49.632		97.49	2.254	10:20:11.895
7 -			1:50.669		96.57	3.291	10:22:02.564

P2 29 D1 Chris WESEMAEL Anderson / VM

IDEAL LAP TIME : 1:49.564 BEST LAP TIME : 1:49.564 DIFFERENCE : 0.000

LAP	SECTOR 1	SECTOR 2	LAP TIME		MPH	DIFF	TIME OF DAY
1 -		36.615	1:56.876		91.44	7.312	10:11:13.034
2 -	1:14.612	36.341	1:50.953	(3)	96.32	1.389	10:13:03.987
3 -	1:13.813	36.245	1:50.058	(2)	97.11	0.494	10:14:54.045
4 -	***1:13.505***	***36.059***	***1:49.564***	**(1)**	***97.55***		***10:16:43.609***
5 -	1:15.156	36.307	1:51.463		95.88	1.899	10:18:35.072
6 -	1:14.801	36.540	1:51.341		95.99	1.777	10:20:26.413
7 -	1:14.354	37.228	1:51.582		95.78	2.018	10:22:17.995

P3 85 D1 Lee PLAIN Anderson / VM

IDEAL LAP TIME : 1:50.445 BEST LAP TIME : 1:50.633 DIFFERENCE : 0.188

LAP	SECTOR 1	SECTOR 2	LAP TIME		MPH	DIFF	TIME OF DAY
1 -		37.484	1:59.040		89.78	8.407	10:11:15.198
2 -	1:15.468	36.915	1:52.383		95.10	1.750	10:13:07.581
3 -	1:13.887	36.746	***1:50.633***	**(1)**	***96.60***		***10:14:58.214***
4 -	1:14.475	***36.585***	1:51.060		96.23	0.427	10:16:49.274
5 -	***1:13.860***	36.966	1:50.826	(2)	96.44	0.193	10:18:40.100
6 -	1:14.032	36.989	1:51.021	(3)	96.27	0.388	10:20:31.121
7 -	1:14.522	36.910	1:51.432		95.91	0.799	10:22:22.553

P4 43 D1 Ollie HOLMES MS Kart / Harvey VM

IDEAL LAP TIME : 1:50.599 BEST LAP TIME : 1:51.262 DIFFERENCE : 0.663

LAP	SECTOR 1	SECTOR 2	LAP TIME		MPH	DIFF	TIME OF DAY
1 -		36.992	1:55.998		92.13	4.736	10:11:12.156
2 -	1:14.618	37.165	1:51.783		95.61	0.521	10:13:03.939
3 -	1:15.703	36.625	1:52.328		95.15	1.066	10:14:56.267
4 -	1:15.660	36.374	1:52.034		95.40	0.772	10:16:48.301
5 -	***1:14.557***	36.934	1:51.491	(2)	95.86	0.229	10:18:39.792
6 -	1:15.644	***36.042***	1:51.686	(3)	95.69	0.424	10:20:31.478
7 -	1:15.065	36.197	***1:51.262***	**(1)**	***96.06***		***10:22:22.740***

P5 140 D1 Aaron NEWELL Anderson / PVP

IDEAL LAP TIME : 1:51.857 BEST LAP TIME : 1:51.857 DIFFERENCE : 0.000

LAP	SECTOR 1	SECTOR 2	LAP TIME		MPH	DIFF	TIME OF DAY
1 -		37.445	1:59.197		89.66	7.340	10:11:15.355
2 -	1:15.981	37.590	1:53.571	(3)	94.10	1.714	10:13:08.926
3 -	***1:15.289***	***36.568***	***1:51.857***	**(1)**	***95.55***		***10:15:00.783***
4 -	1:15.992	37.662	1:53.654		94.04	1.797	10:16:54.437
5 -	1:15.820	37.716	1:53.536	(2)	94.13	1.679	10:18:47.973
6 -	1:16.158	37.540	1:53.698		94.00	1.841	10:20:41.671
7 -	1:17.422	37.708	1:55.130		92.83	3.273	10:22:36.801

BMCRC - MRO Championships - Rnd 8 @ Snetterton

British Superkart Racing Club

RACE 1 - SECTOR ANALYSIS

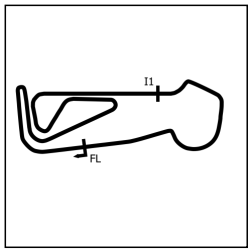

SECTOR 1 = FL to I1, SECTOR 2 = I1 to FL, DIFF = Difference To Personal Best Lap, P = Crossed Finish Line in Pit Lane, D = Time Disallowed

P6 69 D1 Kosta KYRITSIS — Anderson / VM

IDEAL LAP TIME : 1:53.535 BEST LAP TIME : 1:54.284 DIFFERENCE : 0.749

LAP	SECTOR 1	SECTOR 2	LAP TIME		MPH	DIFF	TIME OF DAY
1 -		38.275	2:03.150		86.78	8.866	10:11:19.308
2 -	1:16.718	***37.566***	***1:54.284***	**(1)**	***93.52***		***10:13:13.592***
3 -	1:17.332	37.813	1:55.145		92.82	0.861	10:15:08.737
4 -	1:16.715	37.660	1:54.375	**(3)**	93.44	0.091	10:17:03.112
5 -	***1:15.969***	38.350	1:54.319	**(2)**	93.49	0.035	10:18:57.431
6 -	1:17.524	38.422	1:55.946		92.18	1.662	10:20:53.377
7 -	1:17.332	39.092	1:56.424		91.80	2.140	10:22:49.801

P7 GP1 F250 Kirk CATTERMOLE — Raider / CAT TM

IDEAL LAP TIME : 1:56.880 BEST LAP TIME : 1:57.155 DIFFERENCE : 0.275

LAP	SECTOR 1	SECTOR 2	LAP TIME		MPH	DIFF	TIME OF DAY
1 -		39.897	2:03.589		86.48	6.434	10:11:19.747
2 -	1:18.831	38.639	1:57.470		90.98	0.315	10:13:17.217
3 -	***1:18.329***	39.005	1:57.334	**(2)**	91.09	0.179	10:15:14.551
4 -	1:20.853	40.611	2:01.464		87.99	4.309	10:17:16.015
5 -	1:18.709	38.690	1:57.399	**(3)**	91.04	0.244	10:19:13.414
6 -	1:18.604	***38.551***	***1:57.155***	**(1)**	***91.23***		***10:21:10.569***
7 -	1:18.837	39.117	1:57.954		90.61	0.799	10:23:08.523

P8 92 F250 Ben ARDERN — Anderson / DEA

IDEAL LAP TIME : 1:58.008 BEST LAP TIME : 1:58.008 DIFFERENCE : 0.000

LAP	SECTOR 1	SECTOR 2	LAP TIME		MPH	DIFF	TIME OF DAY
1 -		40.120	2:06.058		84.78	8.050	10:11:22.216
2 -	1:19.964	39.252	1:59.216		89.65	1.208	10:13:21.432
3 -	1:19.402	39.208	1:58.610	**(3)**	90.11	0.602	10:15:20.042
4 -	1:19.159	39.237	1:58.396	**(2)**	90.27	0.388	10:17:18.438
5 -	1:19.793	39.761	1:59.554		89.39	1.546	10:19:17.992
6 -	***1:18.937***	***39.071***	***1:58.008***	**(1)**	***90.57***		***10:21:16.000***
7 -	1:19.856	39.461	1:59.317		89.57	1.309	10:23:15.317

P9 159 F250 Sam HARRISON — Raider / TM

IDEAL LAP TIME : 1:58.781 BEST LAP TIME : 1:59.023 DIFFERENCE : 0.242

LAP	SECTOR 1	SECTOR 2	LAP TIME		MPH	DIFF	TIME OF DAY
1 -		39.803	2:03.558		86.50	4.535	10:11:19.716
2 -	1:19.753	39.581	1:59.334		89.56	0.311	10:13:19.050
3 -	1:19.775	***39.248***	***1:59.023***	**(1)**	***89.79***		***10:15:18.073***
4 -	1:20.037	39.261	1:59.298	**(3)**	89.59	0.275	10:17:17.371
5 -	***1:19.533***	39.655	1:59.188	**(2)**	89.67	0.165	10:19:16.559
6 -	1:19.906	39.609	1:59.515		89.42	0.492	10:21:16.074
7 -	1:20.140	40.343	2:00.483		88.71	1.460	10:23:16.557

P10 14 D1 Nathan BARTON — Anderson / Barker FPE

IDEAL LAP TIME : 1:58.024 BEST LAP TIME : 1:58.024 DIFFERENCE : 0.000

LAP	SECTOR 1	SECTOR 2	LAP TIME		MPH	DIFF	TIME OF DAY
1 -		39.445	2:06.537		84.46	8.513	10:11:22.695
2 -	1:19.950	40.066	2:00.016		89.05	1.992	10:13:22.711
3 -	1:20.661	40.182	2:00.843		88.44	2.819	10:15:23.554
4 -	1:20.000	39.413	1:59.413	**(3)**	89.50	1.389	10:17:22.967
5 -	1:19.677	39.533	1:59.210	**(2)**	89.65	1.186	10:19:22.177
6 -	***1:18.963***	***39.061***	***1:58.024***	**(1)**	***90.55***		***10:21:20.201***
7 -	1:19.492	39.989	1:59.481		89.45	1.457	10:23:19.682

BMCRC - MRO Championships - Rnd 8 @ Snetterton

British Superkart Racing Club

RACE 1 - SECTOR ANALYSIS

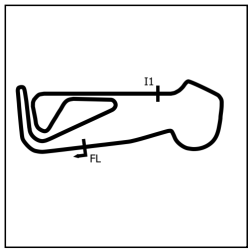

SECTOR 1 = FL to I1, SECTOR 2 = I1 to FL, DIFF = Difference To Personal Best Lap, P = Crossed Finish Line in Pit Lane, D = Time Disallowed

P11 143 F250 John READER — Anderson / DEA

IDEAL LAP TIME : 1:59.179 BEST LAP TIME : 1:59.531 DIFFERENCE : 0.352

LAP	SECTOR 1	SECTOR 2	LAP TIME		MPH	DIFF	TIME OF DAY
1 -		40.212	2:05.763		84.98	6.232	10:11:21.921
2 -	1:20.281	40.042	2:00.323		88.82	0.792	10:13:22.244
3 -	1:20.787	39.930	2:00.717		88.53	1.186	10:15:22.961
4 -	1:20.216	***39.438***	1:59.654	**(2)**	89.32	0.123	10:17:22.615
5 -	***1:19.741***	39.790	***1:59.531***	**(1)**	***89.41***		***10:19:22.146***
6 -	1:20.244	39.628	1:59.872	**(3)**	89.16	0.341	10:21:22.018
7 -	1:20.216	40.092	2:00.308		88.83	0.777	10:23:22.326

P12 26 D1 Carl HULME — Anderson / VM

IDEAL LAP TIME : 1:53.840 BEST LAP TIME : 1:53.964 DIFFERENCE : 0.124

LAP	SECTOR 1	SECTOR 2	LAP TIME		MPH	DIFF	TIME OF DAY
1 -		37.705	1:58.189		90.43	4.225	10:11:14.347
2 -	1:16.756	***37.641***	1:54.397	**(2)**	93.42	0.433	10:13:08.744
3 -	***1:16.199***	37.765	***1:53.964***	**(1)**	***93.78***		***10:15:02.708***
4 -	1:16.725	40.123	1:56.848	**(3)**	91.46	2.884	10:16:59.556
5 -	1:19.216	41.395	2:00.611		88.61	6.647	10:19:00.167
6 -	1:25.119	44.162	2:09.281		82.67	15.317	10:21:09.448
7 -	1:26.994	46.592	2:13.586		80.00	19.622	10:23:23.034

P13 161 F250 Richard CONNICK — Jade / Honda

IDEAL LAP TIME : 2:01.269 BEST LAP TIME : 2:01.743 DIFFERENCE : 0.474

LAP	SECTOR 1	SECTOR 2	LAP TIME		MPH	DIFF	TIME OF DAY
1 -		40.901	2:09.719		82.39	7.976	10:11:25.877
2 -	1:21.657	***40.086***	***2:01.743***	**(1)**	***87.79***		***10:13:27.620***
3 -	1:21.787	40.594	2:02.381		87.33	0.638	10:15:30.001
4 -	1:21.995	40.906	2:02.901		86.96	1.158	10:17:32.902
5 -	1:21.612	40.566	2:02.178	**(3)**	87.47	0.435	10:19:35.080
6 -	***1:21.183***	40.961	2:02.144	**(2)**	87.50	0.401	10:21:37.224
7 -	1:22.709	40.675	2:03.384		86.62	1.641	10:23:40.608

P14 410 F125 Lexi FELLS — Birel Art / IAME

IDEAL LAP TIME : 2:01.070 BEST LAP TIME : 2:01.672 DIFFERENCE : 0.602

LAP	SECTOR 1	SECTOR 2	LAP TIME		MPH	DIFF	TIME OF DAY
1 -		40.796	2:08.318		83.29	6.646	10:11:24.476
2 -	1:21.475	40.822	2:02.297	**(3)**	87.39	0.625	10:13:26.773
3 -	1:22.739	40.963	2:03.702		86.40	2.030	10:15:30.475
4 -	1:22.748	40.691	2:03.439		86.58	1.767	10:17:33.914
5 -	1:21.489	***40.268***	2:01.757	**(2)**	87.78	0.085	10:19:35.671
6 -	***1:20.802***	40.870	***2:01.672***	**(1)**	***87.84***		***10:21:37.343***
7 -	1:22.745	41.285	2:04.030		86.17	2.358	10:23:41.373

P15 22 F125 Joe RIPPIN — Anderson / TM

IDEAL LAP TIME : 2:00.772 BEST LAP TIME : 2:01.066 DIFFERENCE : 0.294

LAP	SECTOR 1	SECTOR 2	LAP TIME		MPH	DIFF	TIME OF DAY
1 -		40.460	2:10.205		82.08	9.139	10:11:26.363
2 -	1:21.445	40.537	2:01.982	**(2)**	87.62	0.916	10:13:28.345
3 -	1:22.506	40.434	2:02.940		86.93	1.874	10:15:31.285
4 -	1:22.067	***40.337***	2:02.404	**(3)**	87.31	1.338	10:17:33.689
5 -	1:22.209	40.482	2:02.691		87.11	1.625	10:19:36.380
6 -	***1:20.435***	40.631	***2:01.066***	**(1)**	***88.28***		***10:21:37.446***
7 -	1:22.786	41.204	2:03.990		86.20	2.924	10:23:41.436

BMCRC - MRO Championships - Rnd 8 @ Snetterton

British Superkart Racing Club

RACE 1 - SECTOR ANALYSIS

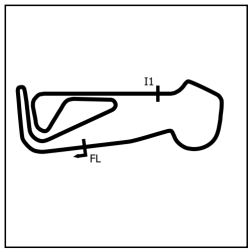

SECTOR 1 = FL to I1, SECTOR 2 = I1 to FL, DIFF = Difference To Personal Best Lap, P = Crossed Finish Line in Pit Lane, D = Time Disallowed

P16 196 F125 Jake BAKER — Birel / TM

IDEAL LAP TIME : 2:02.043 BEST LAP TIME : 2:02.443 DIFFERENCE : 0.400

LAP	SECTOR 1	SECTOR 2	LAP TIME	MPH	DIFF	TIME OF DAY
1 -		40.739	2:11.199	81.46	8.756	10:11:27.357
2 -	1:22.081	40.468	2:02.549 (3)	87.21	0.106	10:13:29.906
3 -	1:21.867	41.021	2:02.888	86.97	0.445	10:15:32.794
4 -	1:22.235	***40.329***	2:02.564	87.20	0.121	10:17:35.358
5 -	1:21.792	40.651	***2:02.443*** (1)	***87.29***		***10:19:37.801***
6 -	***1:21.714***	41.569	2:03.283	86.69	0.840	10:21:41.084
7 -	1:21.946	40.521	2:02.467 (2)	87.27	0.024	10:23:43.551

P17 59 D1 Nick FLINT — Anderson / VM

IDEAL LAP TIME : 2:01.459 BEST LAP TIME : 2:01.758 DIFFERENCE : 0.299

LAP	SECTOR 1	SECTOR 2	LAP TIME	MPH	DIFF	TIME OF DAY
1 -		***40.074***	2:08.790	82.98	7.032	10:11:24.948
2 -	***1:21.385***	40.373	***2:01.758*** (1)	***87.78***		***10:13:26.706***
3 -	1:22.143	40.309	2:02.452 (2)	87.28	0.694	10:15:29.158
4 -	1:22.750	41.430	2:04.180 (3)	86.06	2.422	10:17:33.338
5 -	1:23.302	41.790	2:05.092	85.44	3.334	10:19:38.430
6 -	1:24.522	41.720	2:06.242	84.66	4.484	10:21:44.672
7 -	1:24.892	42.204	2:07.096	84.09	5.338	10:23:51.768

P18 95 F250 Daniel l'ANSON — Anderson / Honda

IDEAL LAP TIME : 2:04.033 BEST LAP TIME : 2:04.033 DIFFERENCE : 0.000

LAP	SECTOR 1	SECTOR 2	LAP TIME	MPH	DIFF	TIME OF DAY
1 -		49.061	2:21.788	75.38	17.755	10:11:37.946
2 -	1:23.953	42.602	2:06.555	84.45	2.522	10:13:44.501
3 -	***1:23.354***	***40.679***	***2:04.033*** (1)	***86.17***		***10:15:48.534***
4 -	1:24.266	41.155	2:05.421 (3)	85.21	1.388	10:17:53.955
5 -	1:24.389	40.826	2:05.215 (2)	85.35	1.182	10:19:59.170
6 -	1:24.100	41.419	2:05.519	85.15	1.486	10:22:04.689

P19 12 F125 Andy WAITE — Anderson / TM

IDEAL LAP TIME : 2:05.986 BEST LAP TIME : 2:06.882 DIFFERENCE : 0.896

LAP	SECTOR 1	SECTOR 2	LAP TIME	MPH	DIFF	TIME OF DAY
1 -		***41.891***	2:12.386	80.73	5.504	10:11:28.544
2 -	1:28.520	42.528	2:11.048	81.55	4.166	10:13:39.592
3 -	***1:24.095***	43.261	2:07.356 (3)	83.92	0.474	10:15:46.948
4 -	1:25.925	42.555	2:08.480	83.18	1.598	10:17:55.428
5 -	1:24.845	42.092	2:06.937 (2)	84.19	0.055	10:20:02.365
6 -	1:24.841	42.041	***2:06.882*** (1)	***84.23***		***10:22:09.247***

P20 55 F125 Alan WITHEROW — Anderson / TM

IDEAL LAP TIME : 2:06.920 BEST LAP TIME : 2:07.224 DIFFERENCE : 0.304

LAP	SECTOR 1	SECTOR 2	LAP TIME	MPH	DIFF	TIME OF DAY
1 -		42.491	2:14.038	79.73	6.814	10:11:30.196
2 -	1:24.744	43.622	2:08.366	83.26	1.142	10:13:38.562
3 -	***1:24.536***	42.915	2:07.451 (3)	83.86	0.227	10:15:46.013
4 -	1:26.414	42.808	2:09.222	82.71	1.998	10:17:55.235
5 -	1:24.928	***42.384***	2:07.312 (2)	83.95	0.088	10:20:02.547
6 -	1:24.655	42.569	***2:07.224*** (1)	***84.00***		***10:22:09.771***

BMCRC - MRO Championships - Rnd 8 @ Snetterton

British Superkart Racing Club

RACE 1 - SECTOR ANALYSIS

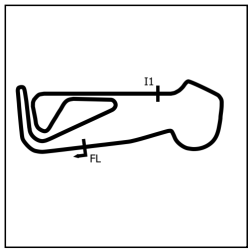

SECTOR 1 = FL to I1, SECTOR 2 = I1 to FL, DIFF = Difference To Personal Best Lap, P = Crossed Finish Line in Pit Lane, D = Time Disallowed

P21 40 D1 Richard SCOTT — Anderson / FPE

IDEAL LAP TIME : 2:05.922 BEST LAP TIME : 2:06.285 DIFFERENCE : 0.363

LAP	SECTOR 1	SECTOR 2	LAP TIME		MPH	DIFF	TIME OF DAY
1 -		42.376	2:14.634		79.38	8.349	10:11:30.792
2 -	***1:23.772***	42.930	2:06.702	**(2)**	84.35	0.417	10:13:37.494
3 -	1:25.162	42.552	2:07.714	**(3)**	83.68	1.429	10:15:45.208
4 -	1:26.330	42.679	2:09.009		82.84	2.724	10:17:54.217
5 -	1:26.699	43.234	2:09.933		82.25	3.648	10:20:04.150
6 -	1:24.135	***42.150***	***2:06.285***	**(1)**	***84.63***		***10:22:10.435***

P22 97 F125 Toby VINCENT — Anderson / TM

IDEAL LAP TIME : 2:06.315 BEST LAP TIME : 2:06.373 DIFFERENCE : 0.058

LAP	SECTOR 1	SECTOR 2	LAP TIME		MPH	DIFF	TIME OF DAY
1 -		44.262	2:18.615		77.10	12.242	10:11:34.773
2 -	1:26.667	42.972	2:09.639		82.44	3.266	10:13:44.412
3 -	1:24.760	***41.845***	2:06.605	**(2)**	84.42	0.232	10:15:51.017
4 -	***1:24.470***	41.903	***2:06.373***	**(1)**	***84.57***		***10:17:57.390***
5 -	1:28.197	42.551	2:10.748		81.74	4.375	10:20:08.138
6 -	1:25.426	42.777	2:08.203	**(3)**	83.36	1.830	10:22:16.341

P23 99 F125 Aston BAKER — Anderson / TM

IDEAL LAP TIME : 2:07.724 BEST LAP TIME : 2:08.000 DIFFERENCE : 0.276

LAP	SECTOR 1	SECTOR 2	LAP TIME		MPH	DIFF	TIME OF DAY
1 -		43.908	2:18.912		76.94	10.912	10:11:35.070
2 -	1:26.546	43.678	2:10.224		82.07	2.224	10:13:45.294
3 -	1:26.211	42.779	2:08.990	**(3)**	82.85	0.990	10:15:54.284
4 -	***1:25.359***	42.666	2:08.025	**(2)**	83.48	0.025	10:18:02.309
5 -	1:26.722	42.707	2:09.429		82.57	1.429	10:20:11.738
6 -	1:25.635	***42.365***	***2:08.000***	**(1)**	***83.50***		***10:22:19.738***

P24 111 F125 Ollie RIDOUT — Anderson / TM

IDEAL LAP TIME : 2:06.493 BEST LAP TIME : 2:06.567 DIFFERENCE : 0.074

LAP	SECTOR 1	SECTOR 2	LAP TIME		MPH	DIFF	TIME OF DAY
1 -		44.131	2:18.629		77.09	12.062	10:11:34.787
2 -	1:27.204	42.983	2:10.187		82.09	3.620	10:13:44.974
3 -	1:31.057	42.607	2:13.664		79.96	7.097	10:15:58.638
4 -	1:25.386	42.045	2:07.431	**(2)**	83.87	0.864	10:18:06.069
5 -	1:25.556	***41.934***	2:07.490	**(3)**	83.83	0.923	10:20:13.559
6 -	***1:24.559***	42.008	***2:06.567***	**(1)**	***84.44***		***10:22:20.126***

P25 94 F125 Dexter CHAN — Anderson / TM

IDEAL LAP TIME : BEST LAP TIME : 2:07.886 DIFFERENCE :

LAP	SECTOR 1	SECTOR 2	LAP TIME		MPH	DIFF	TIME OF DAY
1 -			2:27.658		72.38	19.772	10:11:43.816
2 -			2:10.698		81.77	2.812	10:13:54.514
3 -			2:08.505	**(3)**	83.17	0.619	10:16:03.019
4 -			2:09.138		82.76	1.252	10:18:12.157
5 -			2:08.304	**(2)**	83.30	0.418	10:20:20.461
6 -			***2:07.886***	**(1)**	***83.57***		***10:22:28.347***

P26 62 D1 Andy POWELL — PVP / FPE

IDEAL LAP TIME : 2:07.066 BEST LAP TIME : 2:07.379 DIFFERENCE : 0.313

LAP	SECTOR 1	SECTOR 2	LAP TIME		MPH	DIFF	TIME OF DAY
1 -		44.165	2:17.218		77.89	9.839	10:11:33.376
2 -	***1:24.864***	57.980	2:22.844		74.82	15.465	10:13:56.220
3 -	1:26.972	44.122	2:11.094		81.52	3.715	10:16:07.314
4 -	1:27.007	42.612	2:09.619	**(3)**	82.45	2.240	10:18:16.933
5 -	1:25.707	43.252	2:08.959	**(2)**	82.87	1.580	10:20:25.892
6 -	1:25.177	***42.202***	***2:07.379***	**(1)**	***83.90***		***10:22:33.271***

Weather / Track : Cloudy / Dry

Snetterton 300: 2.9689 miles
Date: 06/09/2026 Start: 10:09 Finish: 10:22

BMCRC - MRO Championships - Rnd 8 @ Snetterton

British Superkart Racing Club

RACE 1 - SECTOR ANALYSIS

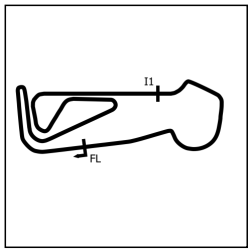

SECTOR 1 = FL to I1, SECTOR 2 = I1 to FL, DIFF = Difference To Personal Best Lap, P = Crossed Finish Line in Pit Lane, D = Time Disallowed

P27 70 D1 Vic HEMPSHALL — PVP / FPE

IDEAL LAP TIME : 2:08.948 BEST LAP TIME : 2:09.073 DIFFERENCE : 0.125

LAP	SECTOR 1	SECTOR 2	LAP TIME		MPH	DIFF	TIME OF DAY
1 -		45.098	2:23.175		74.65	14.102	10:11:39.333
2 -	1:30.338	45.412	2:15.750		78.73	6.677	10:13:55.083
3 -	1:27.861	43.308	2:11.169		81.48	2.096	10:16:06.252
4 -	1:27.281	42.856	2:10.137	(2)	82.12	1.064	10:18:16.389
5 -	1:27.587	***42.616***	2:10.203	(3)	82.08	1.130	10:20:26.592
6 -	***1:26.332***	42.741	***2:09.073***	(1)	***82.80***		***10:22:35.665***

P28 76 F250 Alex DUDLEY — PVP / TM

IDEAL LAP TIME : 2:11.612 BEST LAP TIME : 2:12.321 DIFFERENCE : 0.709

LAP	SECTOR 1	SECTOR 2	LAP TIME		MPH	DIFF	TIME OF DAY
1 -		44.265	2:20.238		76.21	7.917	10:11:36.396
2 -	1:28.501	43.820	***2:12.321***	(1)	***80.77***		***10:13:48.717***
3 -	1:29.059	***43.475***	2:12.534	(2)	80.64	0.213	10:16:01.251
4 -	***1:28.137***	45.045	2:13.182	(3)	80.25	0.861	10:18:14.433
5 -	1:30.988	44.797	2:15.785		78.71	3.464	10:20:30.218
6 -	1:30.666	44.677	2:15.343		78.97	3.022	10:22:45.561

P29 17 F125 Gary POTKINS — Anderson / TM

IDEAL LAP TIME : 2:15.755 BEST LAP TIME : 2:15.797 DIFFERENCE : 0.042

LAP	SECTOR 1	SECTOR 2	LAP TIME		MPH	DIFF	TIME OF DAY
1 -		46.936	2:27.207		72.60	11.410	10:11:43.365
2 -	1:31.092	47.169	2:18.261		77.30	2.464	10:14:01.626
3 -	1:30.952	***46.031***	2:16.983	(2)	78.02	1.186	10:16:18.609
4 -	1:30.756	46.495	2:17.251	(3)	77.87	1.454	10:18:35.860
5 -	***1:29.724***	46.073	***2:15.797***	(1)	***78.70***		***10:20:51.657***
6 -	1:31.137	46.568	2:17.705		77.61	1.908	10:23:09.362

P30 117 F250 Ian O'ROURKE — Anderson / Viper SK250

IDEAL LAP TIME : 2:17.970 BEST LAP TIME : 2:18.364 DIFFERENCE : 0.394

LAP	SECTOR 1	SECTOR 2	LAP TIME		MPH	DIFF	TIME OF DAY
1 -		***45.682***	2:30.994		70.78	12.630	10:11:47.152
2 -	1:33.645	47.001	2:20.646	(3)	75.99	2.282	10:14:07.798
3 -	1:33.366	46.317	2:19.683	(2)	76.51	1.319	10:16:27.481
4 -	1:33.232	47.414	2:20.646	(3)	75.99	2.282	10:18:48.127
5 -	1:32.808	48.887	2:21.695		75.43	3.331	10:21:09.822
6 -	***1:32.288***	46.076	***2:18.364***	(1)	***77.24***		***10:23:28.186***

P31 52 F125 Kieren PEAKE — F1 / TM

IDEAL LAP TIME : 2:18.233 BEST LAP TIME : 2:19.032 DIFFERENCE : 0.799

LAP	SECTOR 1	SECTOR 2	LAP TIME		MPH	DIFF	TIME OF DAY
1 -		1:00.297	2:45.835		64.44	26.803	10:12:01.993
2 -	1:45.241	50.446	2:35.687		68.65	16.655	10:14:37.680
3 -	1:35.597	48.861	2:24.458	(3)	73.98	5.426	10:17:02.138
4 -	1:33.228	48.767	2:21.995	(2)	75.27	2.963	10:19:24.133
5 -	***1:31.863***	56.916	2:28.779		71.83	9.747	10:21:52.912
6 -	1:32.662	***46.370***	***2:19.032***	(1)	***76.87***		***10:24:11.944***

P32 87 D1 Jack TRITTON — MS Kart / Harvey VM

IDEAL LAP TIME : 1:50.567 BEST LAP TIME : 1:51.095 DIFFERENCE : 0.528

LAP	SECTOR 1	SECTOR 2	LAP TIME		MPH	DIFF	TIME OF DAY
1 -		37.083	1:57.539		90.93	6.444	10:11:13.697
2 -	1:15.269	36.520	1:51.789	(3)	95.60	0.694	10:13:05.486
3 -	1:14.396	36.840	1:51.236	(2)	96.08	0.141	10:14:56.722
4 -	1:15.707	***36.468***	1:52.175		95.28	1.080	10:16:48.897
5 -	***1:14.099***	36.996	***1:51.095***	(1)	***96.20***		***10:18:39.992***
6 -	1:15.922						

Weather / Track : Cloudy / Dry

Snetterton 300: 2.9689 miles
Date: 06/09/2026 Start: 10:09 Finish: 10:22

BMCRC - MRO Championships - Rnd 8 @ Snetterton

British Superkart Racing Club

RACE 1 - SECTOR ANALYSIS

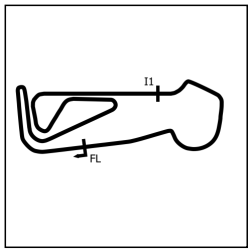

SECTOR 1 = FL to I1, SECTOR 2 = I1 to FL, DIFF = Difference To Personal Best Lap, P = Crossed Finish Line in Pit Lane, D = Time Disallowed

P33 50 F250 John BUSBY — Anderson / DEA

IDEAL LAP TIME : 2:04.368 BEST LAP TIME : 2:05.338 DIFFERENCE : 0.970

LAP	SECTOR 1	SECTOR 2	LAP TIME		MPH	DIFF	TIME OF DAY
1 -		43.075	2:24.119		74.16	18.781	10:11:40.277
2 -	1:26.670	42.404	2:09.074		82.80	3.736	10:13:49.351
3 -	1:26.478	41.476	2:07.954	(3)	83.53	2.616	10:15:57.305
4 -	1:24.780	***40.842***	2:05.622	(2)	85.08	0.284	10:18:02.927
5 -	1:24.486	40.852	***2:05.338***	(1)	***85.27***		***10:20:08.265***
6 -	***1:23.526***						

P34 3 D1 Ross ALLEN — Jade / IAME

IDEAL LAP TIME : 1:49.517 BEST LAP TIME : 1:49.657 DIFFERENCE : 0.140

LAP	SECTOR 1	SECTOR 2	LAP TIME		MPH	DIFF	TIME OF DAY
1 -		36.643	1:56.591		91.67	6.934	10:11:12.749
2 -	1:13.623	36.823	1:50.446	(3)	96.77	0.789	10:13:03.195
3 -	1:13.543	***36.114***	***1:49.657***	(1)	***97.46***		***10:14:52.852***
4 -	***1:13.403***	36.346	1:49.749	(2)	97.38	0.092	10:16:42.601
5 -	1:24.554						

P35 93 F125 Marco HAIG — Anderson / TM

IDEAL LAP TIME : BEST LAP TIME : 2:07.225 DIFFERENCE :

LAP	SECTOR 1	SECTOR 2	LAP TIME		MPH	DIFF	TIME OF DAY
1 -			2:17.930		77.48	10.705	10:11:34.088
2 -			2:10.163	(3)	82.11	2.938	10:13:44.251
3 -			2:08.308	(2)	83.30	1.083	10:15:52.559
4 -			***2:07.225***	(1)	***84.00***		***10:17:59.784***

P36 34 F250 Daniel JERRED — Anderson / Honda

IDEAL LAP TIME : 2:10.326 BEST LAP TIME : 2:10.326 DIFFERENCE : 0.000

LAP	SECTOR 1	SECTOR 2	LAP TIME		MPH	DIFF	TIME OF DAY
1 -		46.221	2:20.752		75.93	10.426	10:11:36.910
2 -	1:27.227	43.399	2:10.626	(2)	81.82	0.300	10:13:47.536
3 -	1:28.511	43.287	2:11.798	(3)	81.09	1.472	10:15:59.334
4 -	***1:27.195***	***43.131***	***2:10.326***	(1)	***82.01***		***10:18:09.660***

P37 2 D1 Lee HARPHAM — MS Kart / Harvey VM

IDEAL LAP TIME : 1:52.500 BEST LAP TIME : 1:52.500 DIFFERENCE : 0.000

LAP	SECTOR 1	SECTOR 2	LAP TIME		MPH	DIFF	TIME OF DAY
1 -		36.602	1:53.852	(3)	93.87	1.352	10:11:10.010
2 -	1:16.183	37.247	1:53.430	(2)	94.22	0.930	10:13:03.440
3 -	***1:16.081***	***36.419***	***1:52.500***	(1)	***95.00***		***10:14:55.940***

P38 10 D1 Tom HATFIELD — Anderson / VM

IDEAL LAP TIME : 1:53.497 BEST LAP TIME : 1:53.900 DIFFERENCE : 0.403

LAP	SECTOR 1	SECTOR 2	LAP TIME		MPH	DIFF	TIME OF DAY
1 -		***37.736***	2:00.036	(2)	89.04	6.136	10:11:16.194
2 -	***1:15.761***	38.139	***1:53.900***	(1)	***93.83***		***10:13:10.094***

P39 57 D1 Mark PASK — MS / VM

IDEAL LAP TIME : 1:58.035 BEST LAP TIME : 1:58.677 DIFFERENCE : 0.642

LAP	SECTOR 1	SECTOR 2	LAP TIME		MPH	DIFF	TIME OF DAY
1 -		***39.301***	2:04.771	(2)	85.66	6.094	10:11:20.929
2 -	***1:18.734***	39.943	***1:58.677***	(1)	***90.06***		***10:13:19.606***
3 -	1:22.156						

BMCRC - MRO Championships - Rnd 8 @ Snetterton

British Superkart Racing Club

RACE 1 - SECTOR ANALYSIS

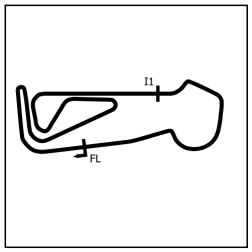

SECTOR 1 = FL to I1, SECTOR 2 = I1 to FL, DIFF = Difference To Personal Best Lap, P = Crossed Finish Line in Pit Lane, D = Time Disallowed

P40 24 D1 Tom RUSHFORTH Spyda / VM

IDEAL LAP TIME : BEST LAP TIME : 1:56.369 DIFFERENCE :

LAP	SECTOR 1	SECTOR 2	LAP TIME	MPH	DIFF	TIME OF DAY
1 -		***36.819***	***1:56.369*** **(1)**	***91.84***		***10:11:12.527***

P41 51 F250 Luke BURTON Anderson / Viper SX250

IDEAL LAP TIME : 2:06.577 BEST LAP TIME : 2:18.128 DIFFERENCE : 11.551

LAP	SECTOR 1	SECTOR 2	LAP TIME	MPH	DIFF	TIME OF DAY
1 -		***43.532***	***2:18.128*** **(1)**	***77.37***		***10:11:34.286***
2 -	***1:23.045***					

P42 61 F250 Tony KEELE Raider / Honda

IDEAL LAP TIME : 2:10.266 BEST LAP TIME : 2:19.170 DIFFERENCE : 8.904

LAP	SECTOR 1	SECTOR 2	LAP TIME	MPH	DIFF	TIME OF DAY
1 -		***45.040***	***2:19.170*** **(1)**	***76.79***		***10:11:35.328***
2 -	***1:25.226***					

BMCRC - MRO Championships - Rnd 8 @ Snetterton

British Superkart Racing Club

RACE 1 - BEST SECTORS

	SECTOR 1		SECTOR 2	
POS	NO	TIME	NO	TIME
1	3	1:13.403	43	36.042
2	29	1:13.505	29	36.059
3	85	1:13.860	3	36.114
4	87	1:14.099	2	36.419
5	43	1:14.557	87	36.468
6	140	1:15.289	140	36.568
7	10	1:15.761	85	36.585
8	69	1:15.969	24	36.819
9	2	1:16.081	69	37.566
10	26	1:16.199	26	37.641
11	GP1	1:18.329	10	37.736
12	57	1:18.734	GP1	38.551
13	92	1:18.937	14	39.061
14	14	1:18.963	92	39.071
15	159	1:19.533	159	39.248
16	143	1:19.741	57	39.301
17	22	1:20.435	143	39.438
18	410	1:20.802	59	40.074
19	161	1:21.183	161	40.086
20	59	1:21.385	410	40.268
21	196	1:21.714	196	40.329
22	51	1:23.045	22	40.337
23	95	1:23.354	95	40.679
24	50	1:23.526	50	40.842
25	40	1:23.772	97	41.845
26	12	1:24.095	12	41.891
27	97	1:24.470	111	41.934
28	55	1:24.536	40	42.150
29	111	1:24.559	62	42.202
30	62	1:24.864	99	42.365
31	61	1:25.226	55	42.384
32	99	1:25.359	70	42.616
33	70	1:26.332	34	43.131
34	34	1:27.195	76	43.475
35	76	1:28.137	51	43.532
36	17	1:29.724	61	45.040
37	52	1:31.863	117	45.682
38	117	1:32.288	17	46.031
39			52	46.370
40				
41				
42				
43				
44				
45				

IDEAL / BEST COMPARISON

POS	NO	NAME	IDEAL	BEST	DIFF
		PERFECT LAP	**1:49.445**		
1	3	ALLEN	1:49.517	1:49.657	**0.140**
2	29	WESEMAEL	1:49.564	1:49.564	**0.000**
3	85	PLAIN	1:50.445	1:50.633	**0.188**
4	87	TRITTON	1:50.567	1:51.095	**0.528**
5	43	HOLMES	1:50.599	1:51.262	**0.663**
6	140	NEWELL	1:51.857	1:51.857	**0.000**
7	2	HARPHAM	1:52.500	1:52.500	**0.000**
8	10	HATFIELD	1:53.497	1:53.900	**0.403**
9	69	KYRITSIS	1:53.535	1:54.284	**0.749**
10	26	HULME	1:53.840	1:53.964	**0.124**
11	GP1	CATTERMOLE	1:56.880	1:57.155	**0.275**
12	92	ARDERN	1:58.008	1:58.008	**0.000**
13	14	BARTON	1:58.024	1:58.024	**0.000**
14	57	PASK	1:58.035	1:58.677	**0.642**
15	159	HARRISON	1:58.781	1:59.023	**0.242**
16	143	READER	1:59.179	1:59.531	**0.352**
17	22	RIPPIN	2:00.772	2:01.066	**0.294**
18	410	FELLS	2:01.070	2:01.672	**0.602**
19	161	CONNICK	2:01.269	2:01.743	**0.474**
20	59	FLINT	2:01.459	2:01.758	**0.299**
21	196	BAKER	2:02.043	2:02.443	**0.400**
22	95	I'ANSON	2:04.033	2:04.033	**0.000**
23	50	BUSBY	2:04.368	2:05.338	**0.970**
24	40	SCOTT	2:05.922	2:06.285	**0.363**
25	12	WAITE	2:05.986	2:06.882	**0.896**
26	97	VINCENT	2:06.315	2:06.373	**0.058**
27	111	RIDOUT	2:06.493	2:06.567	**0.074**
28	51	BURTON	2:06.577	2:18.128	**11.551**
29	55	WITHEROW	2:06.920	2:07.224	**0.304**
30	62	POWELL	2:07.066	2:07.379	**0.313**
31	99	BAKER	2:07.724	2:08.000	**0.276**
32	70	HEMPSHALL	2:08.948	2:09.073	**0.125**
33	61	KEELE	2:10.266	2:19.170	**8.904**
34	34	JERRED	2:10.326	2:10.326	**0.000**
35	76	DUDLEY	2:11.612	2:12.321	**0.709**
36	17	POTKINS	2:15.755	2:15.797	**0.042**
37	117	O'ROURKE	2:17.970	2:18.364	**0.394**
38	52	PEAKE	2:18.233	2:19.032	**0.799**
39	93	HAIG		2:07.225	
40	94	CHAN		2:07.886	
41	24	RUSHFORTH		1:56.369	
42	1	MORLEY		1:47.378	

Weather / Track : Cloudy / Dry

Snetterton 300: 2.9689 miles
Date: 06/09/2026 Start: 10:09 Finish: 10:22

Results can be found at www.tsl-timing.com

Printed - 10:25 Sunday, 06 September 2026

BMCRC - MRO Championships - Rnd 8 @ Snetterton

British Superkart Racing Club

RACE 1 - STATISTICS

Competitors Started	43
Planned Start	2026-09-06 @ 09:20:00.000
Actual Start	2026-09-06 @ 10:09:16.157
Finish Time	2026-09-06 @ 10:22:02.120
Track Length	2.9689mi.
Total Laps	235
Total Distance Covered	697.6942mi.

Session Fastest Lap History

NO	CL	NAME	LAP TIME	TIME OF DAY	LAP	VEHICLE
1	D1	**Liam MORLEY**	**1:53.845**	10:11:10.002	1	Anderson / VM
1	D1	**Liam MORLEY**	**1:48.124**	10:12:58.127	2	Anderson / VM
1	D1	**Liam MORLEY**	**1:47.673**	10:14:45.800	3	Anderson / VM
1	D1	**Liam MORLEY**	**1:47.378**	10:16:33.178	4	Anderson / VM

Session Leader History

NO	CL	NAME	FROM LAP	LAPS LED	DISTANCE	VEHICLE
1	D1	**Liam MORLEY**	1	7	20.78 miles	Anderson / VM

Flag History

TYPE	TIME OF DAY
GREEN	10:09:16.157
FINISH	10:22:02.120

Flag Statistics

TYPE	COUNT	TOTAL LAPS	TOTAL TIME
Green	1	7	15:13.676
Red	0	0	0.000
Safety Car	0	0	0.000
FCY	0	0	0.000

BMCRC - MRO Championships - Rnd 8 @ Snetterton

British Superkart Racing Club

RACE 1 - STATISTICS

CLASS : D1

18 Starters

Fastest Lap History

NO	NAME	LAP TIME	TIME OF DAY	LAP	VEHICLE
1	**Liam MORLEY**	**1:53.845**	10:11:10.002	1	Anderson / VM
1	**Liam MORLEY**	**1:48.124**	10:12:58.127	2	Anderson / VM
1	**Liam MORLEY**	**1:47.673**	10:14:45.800	3	Anderson / VM
1	**Liam MORLEY**	**1:47.378**	10:16:33.178	4	Anderson / VM

Leader History

NO	NAME	FROM LAP	LAPS LED	DISTANCE	VEHICLE
1	**Liam MORLEY**	1	7	20.78 miles	Anderson / VM

BMCRC - MRO Championships - Rnd 8 @ Snetterton

British Superkart Racing Club

RACE 1 - STATISTICS

CLASS : F125

12 Starters

Fastest Lap History

NO	NAME	LAP TIME	TIME OF DAY	LAP	VEHICLE
410	**Lexi FELLS**	**2:08.318**	10:11:24.476	1	Birel Art / IAME
410	**Lexi FELLS**	**2:02.297**	10:13:26.773	2	Birel Art / IAME
22	**Joe RIPPIN**	**2:01.982**	10:13:28.345	2	Anderson / TM
410	**Lexi FELLS**	**2:01.757**	10:19:35.671	5	Birel Art / IAME
410	**Lexi FELLS**	**2:01.672**	10:21:37.343	6	Birel Art / IAME
22	**Joe RIPPIN**	**2:01.066**	10:21:37.446	6	Anderson / TM

Leader History

NO	NAME	FROM LAP	LAPS LED	DISTANCE	VEHICLE
410	**Lexi FELLS**	1	3	8.90 miles	Birel Art / IAME
22	**Joe RIPPIN**	4	1	2.96 miles	Anderson / TM
410	**Lexi FELLS**	5	3	8.90 miles	Birel Art / IAME

BMCRC - MRO Championships - Rnd 8 @ Snetterton

British Superkart Racing Club

RACE 1 - STATISTICS

CLASS : F250

13 Starters

Fastest Lap History

NO	NAME	LAP TIME	TIME OF DAY	LAP	VEHICLE
159	**Sam HARRISON**	**2:03.558**	10:11:19.716	1	Raider / TM
GP1	**Kirk CATTERMOLE**	**1:57.470**	10:13:17.217	2	Raider / CAT TM
GP1	**Kirk CATTERMOLE**	**1:57.334**	10:15:14.551	3	Raider / CAT TM
GP1	**Kirk CATTERMOLE**	**1:57.155**	10:21:10.569	6	Raider / CAT TM

Leader History

NO	NAME	FROM LAP	LAPS LED	DISTANCE	VEHICLE
159	**Sam HARRISON**	1	1	2.96 miles	Raider / TM
GP1	**Kirk CATTERMOLE**	2	6	17.81 miles	Raider / CAT TM

Weather / Track : Cloudy / Dry

Snetterton 300: 2.9689 miles
Date: 06/09/2026 Start: 10:09 Finish: 10:22

BMCRC - MRO Championships - Rnd 8 @ Snetterton

British Superkart Racing Club

RACE 11 - GRID (12 minutes / 1 Laps)

ROW 23	45	49	Michael PARR	46	77	Terence DUDLEY	
ROW 22	43	5	Mark EDWARDS	44	47	Arran MAILE	
ROW 21	41	52	2:19.032 Kieren PEAKE	42	61	2:19.170 Tony KEELE	
ROW 20	39	51	2:18.128 Luke BURTON	40	117	2:18.364 Ian O'ROURKE	
ROW 19	37	76	2:12.321 Alex DUDLEY	38	17	2:15.797 Gary POTKINS	
ROW 18	35	70	2:09.073 Vic HEMPSHALL	36	34	2:10.326 Daniel JERRED	
ROW 17	33	94	2:07.886 Dexter CHAN	34	99	2:08.000 Aston BAKER	
ROW 16	31	93	2:07.225 Marco HAIG	32	62	2:07.379 Andy POWELL	
ROW 15	29	12	2:06.882 Andy WAITE	30	55	2:07.224 Alan WITHEROW	
ROW 14	27	97	2:06.373 Toby VINCENT	28	111	2:06.567 Ollie RIDOUT	
ROW 13	25	50	2:05.338 John BUSBY	26	40	2:06.285 Richard SCOTT	
ROW 12	23	196	2:02.443 Jake BAKER	24	95	2:04.033 Daniel I'ANSON	
ROW 11	21	161	2:01.743 Richard CONNICK	22	59	2:01.758 Nick FLINT	
ROW 10	19	22	2:01.066 Joe RIPPIN	20	410	2:01.672 Lexi FELLS	
ROW 9	17	159	1:59.023 Sam HARRISON	18	143	1:59.531 John READER	
ROW 8	15	14	1:58.024 Nathan BARTON	16	57	1:58.677 Mark PASK	
ROW 7	13	GP1	1:57.155 Kirk CATTERMOLE	14	92	1:58.008 Ben ARDERN	
ROW 6	11	69	1:54.284 Kosta KYRITSIS	12	24	1:56.369 Tom RUSHFORTH	
ROW 5	9	10	1:53.900 Tom HATFIELD	10	26	1:53.964 Carl HULME	
ROW 4	7	140	1:51.857 Aaron NEWELL	8	2	1:52.500 Lee HARPHAM	
ROW 3	5	87	1:51.095 Jack TRITTON	6	43	1:51.262 Ollie HOLMES	
ROW 2	3	3	1:49.657 Ross ALLEN	4	85	1:50.633 Lee PLAIN	
ROW 1	1	1	1:47.378 Liam MORLEY	2	29	1:49.564 Chris WESEMAEL	

Pole

These results are provisional until the conclusion of any judicial and technical matters.

Snetterton 300: 2.9689 miles

Clerk Of Course: Darrin Worth	Timekeeper: Richard Evans	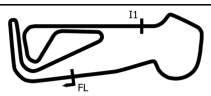

Results can be found at www.tsl-timing.com

Printed - 10:27 Sunday, 06 September 2026

BMCRC - MRO Championships - Rnd 8 @ Snetterton

British Superkart Racing Club

RACE 11 - CLASSIFICATION

Race Distance: 7 Laps / 20.78 miles

POS	NO	CL	PIC	NAME	ENTRY	LAPS	TIME	GAP	DIFF	MPH	BEST	ON	GRD	↑↓
1	1	D1	1	Liam MORLEY	Anderson / VM	7	12:43.215			98.02	1:47.592	4	1	0
2	43	D1	2	Ollie HOLMES	MS Kart / Harvey VM	7	12:55.877	12.662	12.662	96.42	1:49.642	4	6	4
3	3	D1	3	Ross ALLEN	Jade / IAME	7	12:57.152	13.937	1.275	96.27	1:48.826	3	3	0
4	87	D1	4	Jack TRITTON	MS Kart / Harvey VM	7	12:59.067	15.852	1.915	96.03	1:49.836	3	5	1
5	85	D1	5	Lee PLAIN	Anderson / VM	7	13:05.765	22.550	6.698	95.21	1:50.793	5	4	-1
6	29	D1	6	Chris WESEMAEL	Anderson / VM	7	13:16.429	33.214	10.664	93.93	1:51.732	5	2	-4
7	10	D1	7	Tom HATFIELD	Anderson / VM	7	13:21.760	38.545	5.331	93.31	1:51.824	5	9	2
8	GP1	F250	1	Kirk CATTERMOLE	Raider / CAT TM	7	13:49.764	1:06.549	28.004	90.16	1:56.924	3	13	5
9	92	F250	2	Ben ARDERN	Anderson / DEA	7	13:54.378	1:11.163	4.614	89.66	1:57.960	5	14	5
10	143	F250	3	John READER	Anderson / DEA	7	14:00.752	1:17.537	6.374	88.98	1:58.549	7	18	8
11	47	F250	4	Arran MAILE	Birel / Honda	7	14:06.539	1:23.324	5.787	88.37	1:57.918	4	44	33
12	69	D1	8	Kosta KYRITSIS	Anderson / VM	7	14:15.632	1:32.417	9.093	87.44	1:56.145	3	11	-1
13	22	F125	1	Joe RIPPIN	Anderson / TM	7	14:18.040	1:34.825	2.408	87.19	2:01.020	6	19	6
14	14	D1	9	Nathan BARTON	Anderson / Barker FPE	7	14:25.067	1:41.852	7.027	86.48	2:01.981	6	15	1
15	410	F125	2	Lexi FELLS	Birel Art / IAME	7	14:25.499	1:42.284	0.432	86.44	2:00.976	7	20	5
16	161	F250	5	Richard CONNICK	Jade / Honda	7	14:27.587	1:44.372	2.088	86.23	2:01.772	7	21	5
17	49	F250	6	Michael PARR	Anderson / Viper SK250	7	14:27.609	1:44.394	0.022	86.23	1:59.847	4	45	28
18	51	F250	7	Luke BURTON	Anderson / Viper SX250	7	14:27.815	1:44.600	0.206	86.21	2:00.728	5	39	21
19	196	F125	3	Jake BAKER	Birel / TM	7	14:28.667	1:45.452	0.852	86.12	2:02.224	3	23	4
20	59	D1	10	Nick FLINT	Anderson / VM	7	14:31.705	1:48.490	3.038	85.82	2:02.122	2	22	2
21	50	F250	8	John BUSBY	Anderson / DEA	7	14:35.247	1:52.032	3.542	85.48	2:01.758	3	25	4
22	95	F250	9	Daniel I'ANSON	Anderson / Honda	7	14:46.031	2:02.816	10.784	84.44	2:04.752	2	24	2
23	159	F250	10	Sam HARRISON	Raider / TM	7	15:01.994	2:18.779	15.963	82.94	1:58.905	2	17	-6
24	55	F125	4	Alan WITHEROW	Anderson / TM	6	12:50.847	1 Lap	1 Lap	83.19	2:06.046	6	30	6
25	34	F250	11	Daniel JERRED	Anderson / Honda	6	12:50.859	1 Lap	0.012	83.19	2:06.410	4	36	11
26	97	F125	5	Toby VINCENT	Anderson / TM	6	12:54.853	1 Lap	3.994	82.76	2:06.004	4	27	1
27	111	F125	6	Ollie RIDOUT	Anderson / TM	6	12:55.002	1 Lap	0.149	82.74	2:06.989	5	28	1
28	70	D1	11	Vic HEMPSHALL	PVP / FPE	6	12:56.960	1 Lap	1.958	82.53	2:06.524	3	35	7
29	12	F125	7	Andy WAITE	Anderson / TM	6	12:57.033	1 Lap	0.073	82.52	2:07.765	4	29	0
30	93	F125	8	Marco HAIG	Anderson / TM	6	12:57.431	1 Lap	0.398	82.48	2:07.611	6	31	1
31	62	D1	12	Andy POWELL	PVP / FPE	6	13:08.031	1 Lap	10.600	81.37	2:08.019	5	32	1
32	99	F125	9	Aston BAKER	Anderson / TM	6	13:11.687	1 Lap	3.656	81.00	2:08.904	6	34	2
33	61	F250	12	Tony KEELE	Raider / Honda	6	13:14.608	1 Lap	2.921	80.70	2:08.617	5	42	9
34	76	F250	13	Alex DUDLEY	PVP / TM	6	13:18.121	1 Lap	3.513	80.34	2:11.152	2	37	3
35	17	F125	10	Gary POTKINS	Anderson / TM	6	13:48.890	1 Lap	30.769	77.36	2:15.672	5	38	3
36	117	F250	14	Ian O'ROURKE	Anderson / Viper SK250	6	14:00.303	1 Lap	11.413	76.31	2:14.327	6	40	4
37	52	F125	11	Kieren PEAKE	F1 / TM	5	12:47.451	2 Laps	1 Lap	69.63	2:20.931	5	41	4

NOT CLASSIFIED

DNF	2	D1		Lee HARPHAM	MS Kart / Harvey VM	6	10:56.092	1 Lap	0.000	97.74	1:47.832	3	8	
DNF	26	D1		Carl HULME	Anderson / VM	6	11:27.931	1 Lap	31.839	93.21	1:52.727	5	10	
DNF	40	D1		Richard SCOTT	Anderson / FPE	5	10:45.089	2 Laps	1 Lap	82.84	2:07.482	5	26	
DNF	140	D1		Aaron NEWELL	Anderson / PVP	0							7	
DNF	94	F125		Dexter CHAN	Anderson / TM	0							33	

FASTEST LAP

1	D1	Liam MORLEY	Anderson / VM	4	1:47.592	99.33 mph	159.87 kph
GP1	F250	Kirk CATTERMOLE	Raider / CAT TM	3	1:56.924	91.41 mph	147.11 kph
410	F125	Lexi FELLS	Birel Art / IAME	7	2:00.976	88.34 mph	142.18 kph

Weather / Track : Bright / Dry

These results are provisional until the conclusion of any judicial and technical matters.

Date: 06/09/2026 Start: 14:34 Finish: 14:47

Snetterton 300: 2.9689 miles

Clerk Of Course: Darrin Worth	Timekeeper: Richard Evans	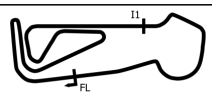

Results can be found at www.tsl-timing.com

Printed - 14:50 Sunday, 06 September 2026

BMCRC - MRO Championships - Rnd 8 @ Snetterton

British Superkart Racing Club

RACE 11 - LAP CHART

LAP 1 @ 14:36:44.332

NO	BEHIND	LAP TIME
43		1:52.774
3	0.255	1:53.029
1	0.652	1:53.426
2	0.738	1:53.512
87	2.987	1:55.761
85	3.992	1:56.766
26	7.894	2:00.668
29	8.450	2:01.224
69	8.559	2:01.333
10	8.637	2:01.411
GP1	10.222	2:02.996
92	10.929	2:03.703
159	11.365	2:04.139
143	12.271	2:05.045
59	13.783	2:06.557
14	13.793	2:06.567
22	14.499	2:07.273
161	15.950	2:08.724
47	16.669	2:09.443
410	16.673	2:09.447
196	17.008	2:09.782
50	17.706	2:10.480
49	17.717	2:10.491
95	20.393	2:13.167
40	20.816	2:13.590
97	21.148	2:13.922
34	21.587	2:14.361
111	21.589	2:14.363
12	21.852	2:14.626
51	22.092	2:14.866
93	24.166	2:16.940
55	24.583	2:17.357
62	25.707	2:18.481
70	25.797	2:18.571
61	26.990	2:19.764
76	27.824	2:20.598
99	28.178	2:20.952
17	31.848	2:24.622
117	38.519	2:31.293
52	1:02.713	2:55.487
50	29.811	2:01.837
196	29.825	2:02.549
95	35.413	2:04.752
51	37.789	2:05.429
40	39.291	2:08.207
34	40.131	2:08.276
97	40.366	2:08.950
111	40.759	2:08.902
69	41.157	2:22.330
55	41.432	2:06.581
93	42.442	2:08.008
70	42.736	2:06.671
12	42.977	2:10.857
62	45.017	2:09.042
61	48.622	2:11.364
76	49.244	2:11.152
99	49.425	2:10.979
17	59.922	2:17.806
117	1:11.788	2:23.001

LAP 2 @ 14:38:34.064

NO	BEHIND	LAP TIME
3		1:49.477
1	0.129	1:49.209
43	0.856	1:50.588
2	1.227	1:50.221
87	3.744	1:50.489
85	5.725	1:51.465
26	11.457	1:53.295
29	11.562	1:52.844
10	13.806	1:54.901
GP1	17.737	1:57.247
159	20.538	1:58.905
92	20.619	1:59.422
143	21.318	1:58.779
59	26.173	2:02.122
22	27.346	2:02.579
14	27.607	2:03.546
47	27.803	2:00.866
410	28.659	2:01.718
49	28.954	2:00.969
161	29.093	2:02.875

LAP 3 @ 14:40:21.884

NO	BEHIND	LAP TIME
1		1:47.691
3	1.006	1:48.826
2	1.239	1:47.832
43	3.037	1:50.001
52	1 Lap	2:38.287
87	5.760	1:49.836
85	9.136	1:51.231
29	15.674	1:51.932
26	17.035	1:53.398
10	18.991	1:53.005
GP1	26.841	1:56.924
92	30.896	1:58.097
159	32.944	2:00.226
143	33.290	1:59.792
47	39.869	1:59.886
22	41.693	2:02.167
49	41.989	2:00.855
59	42.198	2:03.845
14	42.783	2:02.996
410	43.535	2:02.696
161	43.643	2:02.370
50	43.749	2:01.758
196	44.229	2:02.224
69	49.482	1:56.145
51	53.146	2:03.177
95	53.498	2:05.905
34	58.965	2:06.654
40	59.374	2:07.903
55	1:00.248	2:06.636
97	1:00.765	2:08.219
70	1:01.440	2:06.524
111	1:02.440	2:09.501
12	1:03.012	2:07.855
93	1:03.138	2:08.516
62	1:06.922	2:09.725
76	1:12.969	2:11.545
99	1:13.570	2:11.965
61	1:14.867	2:14.065
17	1:29.976	2:17.874
117	1:42.113	2:18.145

LAP 4 @ 14:42:09.476

NO	BEHIND	LAP TIME
1		1:47.592
2	1.652	1:48.005
3	2.830	1:49.416
43	5.087	1:49.642
87	8.947	1:50.779
85	13.291	1:51.747
29	20.718	1:52.636
26	22.494	1:53.051
10	24.215	1:52.816
GP1	37.302	1:58.053
92	41.270	1:57.966
52	1 Lap	2:26.928
143	44.844	1:59.146
159	45.130	1:59.778
47	50.195	1:57.918
49	54.244	1:59.847
22	55.632	2:01.531
14	58.988	2:03.797
50	59.071	2:02.914
161	59.111	2:03.060
69	59.489	1:57.599
410	1:00.114	2:04.171
196	1:00.257	2:03.620
59	1:00.972	2:06.366
51	1:06.861	2:01.307
95	1:11.636	2:05.730
34	1:17.783	2:06.410
97	1:19.177	2:06.004
40	1:19.689	2:07.907
55	1:20.214	2:07.558
70	1:22.304	2:08.456
111	1:23.077	2:08.229
12	1:23.185	2:07.765
93	1:23.487	2:07.941
62	1:29.156	2:09.826
99	1:35.509	2:09.531
76	1:36.814	2:11.437
61	1:37.204	2:09.929

LAP 5 @ 14:43:57.230

NO	BEHIND	LAP TIME
1		1:47.754
2	2.446	1:48.548
3	4.619	1:49.543
43	8.086	1:50.753
17	1 Lap	2:16.754
87	11.739	1:50.546
85	16.330	1:50.793
29	24.696	1:51.732
117	1 Lap	2:18.971
26	27.467	1:52.727
10	28.285	1:51.824
GP1	46.909	1:57.361
92	51.476	1:57.960
143	57.918	2:00.828
159	58.406	2:01.030
47	1:02.561	2:00.120
49	1:07.478	2:00.988
69	1:08.946	1:57.211
22	1:09.194	2:01.316
14	1:14.885	2:03.651
161	1:16.350	2:04.993
410	1:16.769	2:04.409
196	1:16.933	2:04.430
50	1:17.193	2:05.876
59	1:18.072	2:04.854
51	1:19.835	2:00.728
52	1 Lap	2:25.818
95	1:28.881	2:04.999
34	1:38.046	2:08.017
97	1:38.812	2:07.389
55	1:39.129	2:06.669
40	1:39.417	2:07.482
70	1:41.852	2:07.302
111	1:42.312	2:06.989
12	1:43.422	2:07.991
93	1:44.148	2:08.415

LAP 6 @ 14:45:45.971

NO	BEHIND	LAP TIME
1		1:48.741
62	1 Lap	2:08.019
2	1.679	1:47.974
3	7.640	1:51.762
99	1 Lap	2:09.356
61	1 Lap	2:08.617
43	9.718	1:50.373
76	1 Lap	2:12.134
87	13.076	1:50.078
85	18.689	1:51.100
29	27.931	1:51.976
26	33.518	1:54.792
10	33.922	1:54.378
17	1 Lap	2:15.672
117	1 Lap	2:14.566
GP1	57.531	1:59.363
92	1:01.670	1:58.935
143	1:07.790	1:58.613
159	1:09.214	1:59.549
47	1:13.211	1:59.391
69	1:19.841	1:59.636
22	1:21.473	2:01.020
14	1:28.125	2:01.981
410	1:30.110	2:02.082
49	1:31.065	2:12.328
161	1:31.402	2:03.793
196	1:31.707	2:03.515
51	1:32.166	2:01.072
59	1:33.316	2:03.985
50	1:36.757	2:08.305
95	1:45.651	2:05.511

LAP 7 @ 14:47:34.773

NO	BEHIND	LAP TIME
1		1:48.802
52	2 Laps	2:20.931
55	1 Lap	2:06.046
34	1 Lap	2:07.141
97	1 Lap	2:10.369
111	1 Lap	2:07.018
43	12.662	1:51.746
70	1 Lap	2:09.436
12	1 Lap	2:07.939
3	13.937	1:55.099
93	1 Lap	2:07.611
87	15.852	1:51.578
85	22.550	1:52.663
62	1 Lap	2:12.938
99	1 Lap	2:08.904
61	1 Lap	2:10.869
29	33.214	1:54.085
76	1 Lap	2:11.255
10	38.545	1:53.425
17	1 Lap	2:16.162
GP1	1:06.549	1:57.820
92	1:11.163	1:58.295
117	1 Lap	2:14.327
143	1:17.537	1:58.549
47	1:23.324	1:58.915
69	1:32.417	2:01.378
22	1:34.825	2:02.154
14	1:41.852	2:02.529
410	1:42.284	2:00.976
161	1:44.372	2:01.772
49	1:44.394	2:02.131
51	1:44.600	2:01.236
196	1:45.452	2:02.547
59	1:48.490	2:03.976
50	1:52.032	2:04.077
95	2:02.816	2:05.967
159	2:18.779	2:58.367

Weather / Track : Bright / Dry

Snetterton 300: 2.9689 miles
Date: 06/09/2026 Start: 14:34 Finish: 14:47

Results can be found at www.tsl-timing.com

Printed - 14:50 Sunday, 06 September 2026

BMCRC - MRO Championships - Rnd 8 @ Snetterton

British Superkart Racing Club

RACE 11 - POSITION CHART

No	Name	Lap Pos	1	2	3	4	5	6	7
1	MORLEY	1	43	3	1	1	1	1	1
29	WESEMAEL	2	3	1	3	2	2	2	43
3	ALLEN	3	1	43	2	3	3	3	3
85	PLAIN	4	2	2	43	43	43	43	87
87	TRITTON	5	87	87	87	87	87	87	85
43	HOLMES	6	85	85	85	85	85	85	29
140	NEWELL	7	26	26	29	29	29	29	10
2	HARPHAM	8	29	29	26	26	26	26	GP1
10	HATFIELD	9	69	10	10	10	10	10	92
26	HULME	10	10	GP1	GP1	GP1	GP1	GP1	143
69	KYRITSIS	11	GP1	159	92	92	92	92	47
GP1	CATTERMOLE	12	92	92	159	143	143	143	69
92	ARDERN	13	159	143	143	159	159	159	22
14	BARTON	14	143	59	47	47	47	47	14
159	HARRISON	15	59	22	22	49	49	69	410
143	READER	16	14	14	49	22	69	22	161
22	RIPPIN	17	22	47	59	14	22	14	49
410	FELLS	18	161	410	14	50	14	410	51
161	CONNICK	19	47	49	410	161	161	49	196
59	FLINT	20	410	161	161	69	410	161	59
196	BAKER	21	196	50	50	410	196	196	50
95	I'ANSON	22	50	196	196	196	50	51	95
50	BUSBY	23	49	95	69	59	59	59	159
40	SCOTT	24	95	51	51	51	51	50	
97	VINCENT	25	40	40	95	95	95	95	
111	RIDOUT	26	97	34	34	34	34	55	
12	WAITE	27	34	97	40	97	97	34	
55	WITHEROW	28	111	111	55	40	55	97	
93	HAIG	29	12	69	97	55	40	111	
62	POWELL	30	51	55	70	70	70	70	
94	CHAN	31	93	93	111	111	111	12	
99	BAKER	32	55	70	12	12	12	93	
70	HEMPSHALL	33	62	12	93	93	93	62	
34	JERRED	34	70	62	62	62	62	99	
76	DUDLEY	35	61	61	76	99	99	61	
17	POTKINS	36	76	76	99	76	61	76	
51	BURTON	37	99	99	61	61	76	17	
117	O'ROURKE	38	17	17	17	17	17	117	
52	PEAKE	39	117	117	117	117	117		
61	KEELE	40	52	52	52	52	52		
47	MAILE	41							
49	PARR	42							

Weather / Track : Bright / Dry

Snetterton 300: 2.9689 miles
Date: 06/09/2026 Start: 14:34 Finish: 14:47

Results can be found at www.tsl-timing.com

Printed - 14:51 Sunday, 06 September 2026

BMCRC - MRO Championships - Rnd 8 @ Snetterton

British Superkart Racing Club

RACE 11 - SECTOR ANALYSIS

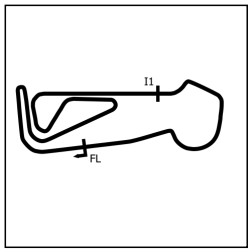

SECTOR 1 = FL to I1, SECTOR 2 = I1 to FL, DIFF = Difference To Personal Best Lap, P = Crossed Finish Line in Pit Lane, D = Time Disallowed

P1 1 D1 Liam MORLEY — Anderson / VM

IDEAL LAP TIME : 1:47.573 BEST LAP TIME : 1:47.592 DIFFERENCE : 0.019

LAP	SECTOR 1	SECTOR 2	LAP TIME		MPH	DIFF	TIME OF DAY
1 -		36.318	1:53.426		94.22	5.834	14:36:44.984
2 -	1:13.361	35.848	1:49.209		97.86	1.617	14:38:34.193
3 -	1:12.374	***35.317***	1:47.691	**(2)**	99.24	0.099	14:40:21.884
4 -	***1:12.256***	35.336	***1:47.592***	**(1)**	***99.33***		***14:42:09.476***
5 -	1:12.276	35.478	1:47.754	**(3)**	99.18	0.162	14:43:57.230
6 -	1:12.776	35.965	1:48.741		98.28	1.149	14:45:45.971
7 -	1:13.105	35.697	1:48.802		98.23	1.210	14:47:34.773

P2 43 D1 Ollie HOLMES — MS Kart / Harvey VM

IDEAL LAP TIME : 1:49.424 BEST LAP TIME : 1:49.642 DIFFERENCE : 0.218

LAP	SECTOR 1	SECTOR 2	LAP TIME		MPH	DIFF	TIME OF DAY
1 -		36.117	1:52.774		94.77	3.132	14:36:44.332
2 -	1:14.531	36.057	1:50.588		96.64	0.946	14:38:34.920
3 -	1:14.072	***35.929***	1:50.001	**(2)**	97.16	0.359	14:40:24.921
4 -	***1:13.495***	36.147	***1:49.642***	**(1)**	***97.48***		***14:42:14.563***
5 -	1:14.099	36.654	1:50.753		96.50	1.111	14:44:05.316
6 -	1:13.638	36.735	1:50.373	**(3)**	96.83	0.731	14:45:55.689
7 -	1:14.273	37.473	1:51.746		95.64	2.104	14:47:47.435

P3 3 D1 Ross ALLEN — Jade / IAME

IDEAL LAP TIME : 1:48.826 BEST LAP TIME : 1:48.826 DIFFERENCE : 0.000

LAP	SECTOR 1	SECTOR 2	LAP TIME		MPH	DIFF	TIME OF DAY
1 -		36.276	1:53.029		94.55	4.203	14:36:44.587
2 -	1:13.428	36.049	1:49.477	**(3)**	97.62	0.651	14:38:34.064
3 -	***1:12.980***	***35.846***	***1:48.826***	**(1)**	***98.21***		***14:40:22.890***
4 -	1:13.381	36.035	1:49.416	**(2)**	97.68	0.590	14:42:12.306
5 -	1:13.527	36.016	1:49.543		97.56	0.717	14:44:01.849
6 -	1:13.063	38.699	1:51.762		95.63	2.936	14:45:53.611
7 -	1:16.930	38.169	1:55.099		92.85	6.273	14:47:48.710

P4 87 D1 Jack TRITTON — MS Kart / Harvey VM

IDEAL LAP TIME : 1:49.666 BEST LAP TIME : 1:49.836 DIFFERENCE : 0.170

LAP	SECTOR 1	SECTOR 2	LAP TIME		MPH	DIFF	TIME OF DAY
1 -		36.639	1:55.761		92.32	5.925	14:36:47.319
2 -	1:14.463	***36.026***	1:50.489	**(3)**	96.73	0.653	14:38:37.808
3 -	***1:13.640***	36.196	***1:49.836***	**(1)**	***97.30***		***14:40:27.644***
4 -	1:14.633	36.146	1:50.779		96.48	0.943	14:42:18.423
5 -	1:14.315	36.231	1:50.546		96.68	0.710	14:44:08.969
6 -	1:13.991	36.087	1:50.078	**(2)**	97.09	0.242	14:45:59.047
7 -	1:15.005	36.573	1:51.578		95.79	1.742	14:47:50.625

P5 85 D1 Lee PLAIN — Anderson / VM

IDEAL LAP TIME : 1:50.501 BEST LAP TIME : 1:50.793 DIFFERENCE : 0.292

LAP	SECTOR 1	SECTOR 2	LAP TIME		MPH	DIFF	TIME OF DAY
1 -		36.970	1:56.766		91.53	5.973	14:36:48.324
2 -	1:14.852	***36.613***	1:51.465		95.88	0.672	14:38:39.789
3 -	1:14.498	36.733	1:51.231	**(3)**	96.08	0.438	14:40:31.020
4 -	1:14.717	37.030	1:51.747		95.64	0.954	14:42:22.767
5 -	***1:13.888***	36.905	***1:50.793***	**(1)**	***96.46***		***14:44:13.560***
6 -	1:14.358	36.742	1:51.100	**(2)**	96.20	0.307	14:46:04.660
7 -	1:14.704	37.959	1:52.663		94.86	1.870	14:47:57.323

BMCRC - MRO Championships - Rnd 8 @ Snetterton

British Superkart Racing Club

RACE 11 - SECTOR ANALYSIS

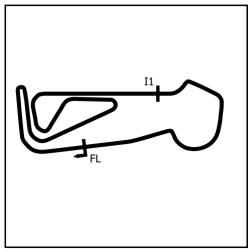

SECTOR 1 = FL to I1, SECTOR 2 = I1 to FL, DIFF = Difference To Personal Best Lap, P = Crossed Finish Line in Pit Lane, D = Time Disallowed

P6 29 D1 Chris WESEMAEL Anderson / VM

IDEAL LAP TIME : 1:51.707 BEST LAP TIME : 1:51.732 DIFFERENCE : 0.025

LAP	SECTOR 1	SECTOR 2	LAP TIME		MPH	DIFF	TIME OF DAY
1 -		37.786	2:01.224		88.16	9.492	14:36:52.782
2 -	1:15.864	36.980	1:52.844		94.71	1.112	14:38:45.626
3 -	1:15.108	36.824	1:51.932	(2)	95.48	0.200	14:40:37.558
4 -	1:15.783	36.853	1:52.636		94.89	0.904	14:42:30.194
5 -	***1:14.887***	36.845	***1:51.732***	**(1)**	***95.65***		***14:44:21.926***
6 -	1:15.156	***36.820***	1:51.976	(3)	95.44	0.244	14:46:13.902
7 -	1:16.018	38.067	1:54.085		93.68	2.353	14:48:07.987

P7 10 D1 Tom HATFIELD Anderson / VM

IDEAL LAP TIME : 1:51.824 BEST LAP TIME : 1:51.824 DIFFERENCE : 0.000

LAP	SECTOR 1	SECTOR 2	LAP TIME		MPH	DIFF	TIME OF DAY
1 -		39.148	2:01.411		88.03	9.587	14:36:52.969
2 -	1:17.600	37.301	1:54.901		93.01	3.077	14:38:47.870
3 -	1:16.089	36.916	1:53.005	(3)	94.58	1.181	14:40:40.875
4 -	1:15.709	37.107	1:52.816	(2)	94.73	0.992	14:42:33.691
5 -	***1:15.030***	***36.794***	***1:51.824***	**(1)**	***95.57***		***14:44:25.515***
6 -	1:16.656	37.722	1:54.378		93.44	2.554	14:46:19.893
7 -	1:16.027	37.398	1:53.425		94.23	1.601	14:48:13.318

P8 GP1 F250 Kirk CATTERMOLE Raider / CAT TM

IDEAL LAP TIME : 1:56.842 BEST LAP TIME : 1:56.924 DIFFERENCE : 0.082

LAP	SECTOR 1	SECTOR 2	LAP TIME		MPH	DIFF	TIME OF DAY
1 -		39.542	2:02.996		86.89	6.072	14:36:54.554
2 -	1:18.551	***38.696***	1:57.247	(2)	91.15	0.323	14:38:51.801
3 -	***1:18.146***	38.778	***1:56.924***	**(1)**	***91.41***		***14:40:48.725***
4 -	1:18.325	39.728	1:58.053		90.53	1.129	14:42:46.778
5 -	1:18.267	39.094	1:57.361	(3)	91.07	0.437	14:44:44.139
6 -	1:18.465	40.898	1:59.363		89.54	2.439	14:46:43.502
7 -	1:18.886	38.934	1:57.820		90.71	0.896	14:48:41.322

P9 92 F250 Ben ARDERN Anderson / DEA

IDEAL LAP TIME : 1:57.614 BEST LAP TIME : 1:57.960 DIFFERENCE : 0.346

LAP	SECTOR 1	SECTOR 2	LAP TIME		MPH	DIFF	TIME OF DAY
1 -		39.504	2:03.703		86.40	5.743	14:36:55.261
2 -	1:20.130	39.292	1:59.422		89.49	1.462	14:38:54.683
3 -	1:19.035	***39.062***	1:58.097	(3)	90.50	0.137	14:40:52.780
4 -	***1:18.552***	39.414	1:57.966	(2)	90.60	0.006	14:42:50.746
5 -	1:18.881	39.079	***1:57.960***	**(1)**	***90.60***		***14:44:48.706***
6 -	1:19.650	39.285	1:58.935		89.86	0.975	14:46:47.641
7 -	1:19.142	39.153	1:58.295		90.35	0.335	14:48:45.936

P10 143 F250 John READER Anderson / DEA

IDEAL LAP TIME : 1:58.414 BEST LAP TIME : 1:58.549 DIFFERENCE : 0.135

LAP	SECTOR 1	SECTOR 2	LAP TIME		MPH	DIFF	TIME OF DAY
1 -		39.684	2:05.045		85.47	6.496	14:36:56.603
2 -	1:19.376	39.403	1:58.779	(3)	89.98	0.230	14:38:55.382
3 -	1:20.211	39.581	1:59.792		89.22	1.243	14:40:55.174
4 -	1:19.669	39.477	1:59.146		89.70	0.597	14:42:54.320
5 -	1:21.319	39.509	2:00.828		88.45	2.279	14:44:55.148
6 -	***1:19.337***	39.276	1:58.613	(2)	90.10	0.064	14:46:53.761
7 -	1:19.472	***39.077***	***1:58.549***	**(1)**	***90.15***		***14:48:52.310***

Weather / Track : Bright / Dry

Snetterton 300: 2.9689 miles
Date: 06/09/2026 Start: 14:34 Finish: 14:47

BMCRC - MRO Championships - Rnd 8 @ Snetterton

British Superkart Racing Club

RACE 11 - SECTOR ANALYSIS

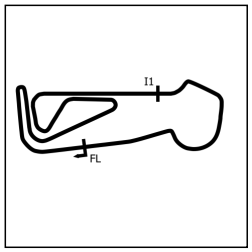

SECTOR 1 = FL to I1, SECTOR 2 = I1 to FL, DIFF = Difference To Personal Best Lap, P = Crossed Finish Line in Pit Lane, D = Time Disallowed

P11 47 F250 Arran MAILE — Birel / Honda

IDEAL LAP TIME : 1:57.724 BEST LAP TIME : 1:57.918 DIFFERENCE : 0.194

LAP	SECTOR 1	SECTOR 2	LAP TIME	MPH	DIFF	TIME OF DAY
1 -		39.686	2:09.443	82.56	11.525	14:37:01.001
2 -	1:21.298	39.568	2:00.866	88.42	2.948	14:39:01.867
3 -	1:20.196	39.690	1:59.886	89.15	1.968	14:41:01.753
4 -	1:19.253	***38.665***	***1:57.918*** **(1)**	***90.63***		***14:42:59.671***
5 -	***1:19.059***	41.061	2:00.120	88.97	2.202	14:44:59.791
6 -	1:20.581	38.810	1:59.391 **(3)**	89.52	1.473	14:46:59.182
7 -	1:19.562	39.353	1:58.915 **(2)**	89.88	0.997	14:48:58.097

P12 69 D1 Kosta KYRITSIS — Anderson / VM

IDEAL LAP TIME : 1:56.145 BEST LAP TIME : 1:56.145 DIFFERENCE : 0.000

LAP	SECTOR 1	SECTOR 2	LAP TIME	MPH	DIFF	TIME OF DAY
1 -		38.578	2:01.333	88.08	5.188	14:36:52.891
2 -	1:42.179	40.151	2:22.330	75.09	26.185	14:39:15.221
3 -	***1:17.985***	***38.160***	***1:56.145*** **(1)**	***92.02***		***14:41:11.366***
4 -	1:18.067	39.532	1:57.599 **(3)**	90.88	1.454	14:43:08.965
5 -	1:18.828	38.383	1:57.211 **(2)**	91.18	1.066	14:45:06.176
6 -	1:19.542	40.094	1:59.636	89.33	3.491	14:47:05.812
7 -	1:20.442	40.936	2:01.378	88.05	5.233	14:49:07.190

P13 22 F125 Joe RIPPIN — Anderson / TM

IDEAL LAP TIME : 2:00.946 BEST LAP TIME : 2:01.020 DIFFERENCE : 0.074

LAP	SECTOR 1	SECTOR 2	LAP TIME	MPH	DIFF	TIME OF DAY
1 -		40.309	2:07.273	83.97	6.253	14:36:58.831
2 -	1:22.176	40.403	2:02.579	87.19	1.559	14:39:01.410
3 -	1:21.636	40.531	2:02.167	87.48	1.147	14:41:03.577
4 -	1:20.950	40.581	2:01.531 **(3)**	87.94	0.511	14:43:05.108
5 -	1:21.009	***40.307***	2:01.316 **(2)**	88.10	0.296	14:45:06.424
6 -	***1:20.639***	40.381	***2:01.020*** **(1)**	***88.31***		***14:47:07.444***
7 -	1:21.564	40.590	2:02.154	87.49	1.134	14:49:09.598

P14 14 D1 Nathan BARTON — Anderson / Barker FPE

IDEAL LAP TIME : 2:01.917 BEST LAP TIME : 2:01.981 DIFFERENCE : 0.064

LAP	SECTOR 1	SECTOR 2	LAP TIME	MPH	DIFF	TIME OF DAY
1 -		***40.958***	2:06.567	84.44	4.586	14:36:58.125
2 -	1:22.343	41.203	2:03.546	86.51	1.565	14:39:01.671
3 -	1:21.769	41.227	2:02.996 **(3)**	86.89	1.015	14:41:04.667
4 -	1:22.396	41.401	2:03.797	86.33	1.816	14:43:08.464
5 -	1:21.643	42.008	2:03.651	86.43	1.670	14:45:12.115
6 -	***1:20.959***	41.022	***2:01.981*** **(1)**	***87.62***		***14:47:14.096***
7 -	1:21.230	41.299	2:02.529 **(2)**	87.22	0.548	14:49:16.625

P15 410 F125 Lexi FELLS — Birel Art / IAME

IDEAL LAP TIME : 2:00.976 BEST LAP TIME : 2:00.976 DIFFERENCE : 0.000

LAP	SECTOR 1	SECTOR 2	LAP TIME	MPH	DIFF	TIME OF DAY
1 -		41.325	2:09.447	82.56	8.471	14:37:01.005
2 -	1:21.265	40.453	2:01.718 **(2)**	87.81	0.742	14:39:02.723
3 -	1:21.245	41.451	2:02.696	87.11	1.720	14:41:05.419
4 -	1:22.898	41.273	2:04.171	86.07	3.195	14:43:09.590
5 -	1:22.350	42.059	2:04.409	85.91	3.433	14:45:13.999
6 -	1:21.279	40.803	2:02.082 **(3)**	87.54	1.106	14:47:16.081
7 -	***1:20.729***	***40.247***	***2:00.976*** **(1)**	***88.34***		***14:49:17.057***

BMCRC - MRO Championships - Rnd 8 @ Snetterton

British Superkart Racing Club

RACE 11 - SECTOR ANALYSIS

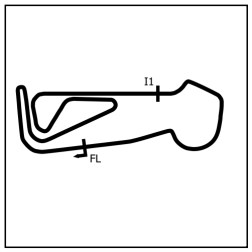

SECTOR 1 = FL to I1, SECTOR 2 = I1 to FL, DIFF = Difference To Personal Best Lap, P = Crossed Finish Line in Pit Lane, D = Time Disallowed

P16 161 F250 Richard CONNICK — Jade / Honda

IDEAL LAP TIME : 2:01.730 BEST LAP TIME : 2:01.772 DIFFERENCE : 0.042

LAP	SECTOR 1	SECTOR 2	LAP TIME	MPH	DIFF	TIME OF DAY
1 -		40.940	2:08.724	83.03	6.952	14:37:00.282
2 -	1:22.060	40.815	2:02.875 (3)	86.98	1.103	14:39:03.157
3 -	1:21.785	40.585	2:02.370 (2)	87.34	0.598	14:41:05.527
4 -	***1:21.306***	41.754	2:03.060	86.85	1.288	14:43:08.587
5 -	1:22.878	42.115	2:04.993	85.50	3.221	14:45:13.580
6 -	1:22.954	40.839	2:03.793	86.33	2.021	14:47:17.373
7 -	1:21.348	***40.424***	***2:01.772*** (1)	***87.77***		***14:49:19.145***

P17 49 F250 Michael PARR — Anderson / Viper SK250

IDEAL LAP TIME : 1:59.784 BEST LAP TIME : 1:59.847 DIFFERENCE : 0.063

LAP	SECTOR 1	SECTOR 2	LAP TIME	MPH	DIFF	TIME OF DAY
1 -		39.857	2:10.491	81.90	10.644	14:37:02.049
2 -	1:20.766	40.203	2:00.969 (3)	88.35	1.122	14:39:03.018
3 -	1:20.853	40.002	2:00.855 (2)	88.43	1.008	14:41:03.873
4 -	1:20.098	***39.749***	***1:59.847*** (1)	***89.18***		***14:43:03.720***
5 -	1:21.051	39.937	2:00.988	88.34	1.141	14:45:04.708
6 -	***1:20.035***	52.293	2:12.328	80.76	12.481	14:47:17.036
7 -	1:21.556	40.575	2:02.131	87.51	2.284	14:49:19.167

P18 51 F250 Luke BURTON — Anderson / Viper SX250

IDEAL LAP TIME : 2:00.482 BEST LAP TIME : 2:00.728 DIFFERENCE : 0.246

LAP	SECTOR 1	SECTOR 2	LAP TIME	MPH	DIFF	TIME OF DAY
1 -		41.556	2:14.866	79.24	14.138	14:37:06.424
2 -	1:23.661	41.768	2:05.429	85.21	4.701	14:39:11.853
3 -	1:22.630	40.547	2:03.177	86.77	2.449	14:41:15.030
4 -	1:21.152	40.155	2:01.307	88.10	0.579	14:43:16.337
5 -	1:20.648	40.080	***2:00.728*** (1)	***88.53***		***14:45:17.065***
6 -	1:21.220	***39.852***	2:01.072 (2)	88.27	0.344	14:47:18.137
7 -	***1:20.630***	40.606	2:01.236 (3)	88.15	0.508	14:49:19.373

P19 196 F125 Jake BAKER — Birel / TM

IDEAL LAP TIME : 2:02.195 BEST LAP TIME : 2:02.224 DIFFERENCE : 0.029

LAP	SECTOR 1	SECTOR 2	LAP TIME	MPH	DIFF	TIME OF DAY
1 -		41.520	2:09.782	82.35	7.558	14:37:01.340
2 -	1:22.134	40.415	2:02.549 (3)	87.21	0.325	14:39:03.889
3 -	1:22.087	***40.137***	***2:02.224*** (1)	***87.44***		***14:41:06.113***
4 -	1:22.856	40.764	2:03.620	86.45	1.396	14:43:09.733
5 -	1:22.354	42.076	2:04.430	85.89	2.206	14:45:14.163
6 -	1:22.599	40.916	2:03.515	86.53	1.291	14:47:17.678
7 -	***1:22.058***	40.489	2:02.547 (2)	87.21	0.323	14:49:20.225

P20 59 D1 Nick FLINT — Anderson / VM

IDEAL LAP TIME : 2:02.105 BEST LAP TIME : 2:02.122 DIFFERENCE : 0.017

LAP	SECTOR 1	SECTOR 2	LAP TIME	MPH	DIFF	TIME OF DAY
1 -		***40.212***	2:06.557	84.45	4.435	14:36:58.115
2 -	***1:21.893***	40.229	***2:02.122*** (1)	***87.51***		***14:39:00.237***
3 -	1:23.212	40.633	2:03.845 (2)	86.30	1.723	14:41:04.082
4 -	1:24.002	42.364	2:06.366	84.58	4.244	14:43:10.448
5 -	1:22.641	42.213	2:04.854	85.60	2.732	14:45:15.302
6 -	1:23.017	40.968	2:03.985	86.20	1.863	14:47:19.287
7 -	1:23.100	40.876	2:03.976 (3)	86.21	1.854	14:49:23.263

BMCRC - MRO Championships - Rnd 8 @ Snetterton

British Superkart Racing Club

RACE 11 - SECTOR ANALYSIS

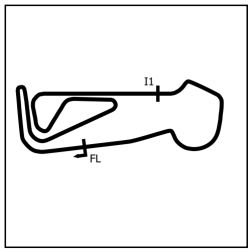

SECTOR 1 = FL to I1, SECTOR 2 = I1 to FL, DIFF = Difference To Personal Best Lap, P = Crossed Finish Line in Pit Lane, D = Time Disallowed

P21 50 F250 John BUSBY — Anderson / DEA

IDEAL LAP TIME : 2:01.583 BEST LAP TIME : 2:01.758 DIFFERENCE : 0.175

LAP	SECTOR 1	SECTOR 2	LAP TIME	MPH	DIFF	TIME OF DAY
1 -		41.487	2:10.480	81.91	8.722	14:37:02.038
2 -	1:21.604	***40.233***	2:01.837 **(2)**	87.72	0.079	14:39:03.875
3 -	***1:21.350***	40.408	***2:01.758*** **(1)**	***87.78***		***14:41:05.633***
4 -	1:22.387	40.527	2:02.914 **(3)**	86.95	1.156	14:43:08.547
5 -	1:22.796	43.080	2:05.876	84.90	4.118	14:45:14.423
6 -	1:27.004	41.301	2:08.305	83.30	6.547	14:47:22.728
7 -	1:23.230	40.847	2:04.077	86.14	2.319	14:49:26.805

P22 95 F250 Daniel l'ANSON — Anderson / Honda

IDEAL LAP TIME : 2:04.566 BEST LAP TIME : 2:04.752 DIFFERENCE : 0.186

LAP	SECTOR 1	SECTOR 2	LAP TIME	MPH	DIFF	TIME OF DAY
1 -		42.148	2:13.167	80.26	8.415	14:37:04.725
2 -	1:24.028	***40.724***	***2:04.752*** **(1)**	***85.67***		***14:39:09.477***
3 -	1:24.354	41.551	2:05.905	84.89	1.153	14:41:15.382
4 -	1:24.382	41.348	2:05.730	85.00	0.978	14:43:21.112
5 -	***1:23.842***	41.157	2:04.999 **(2)**	85.50	0.247	14:45:26.111
6 -	1:24.215	41.296	2:05.511 **(3)**	85.15	0.759	14:47:31.622
7 -	1:24.956	41.011	2:05.967	84.84	1.215	14:49:37.589

P23 159 F250 Sam HARRISON — Raider / TM

IDEAL LAP TIME : 1:58.905 BEST LAP TIME : 1:58.905 DIFFERENCE : 0.000

LAP	SECTOR 1	SECTOR 2	LAP TIME	MPH	DIFF	TIME OF DAY
1 -		39.434	2:04.139	86.09	5.234	14:36:55.697
2 -	***1:19.535***	***39.370***	***1:58.905*** **(1)**	***89.88***		***14:38:54.602***
3 -	1:20.754	39.472	2:00.226	88.89	1.321	14:40:54.828
4 -	1:20.025	39.753	1:59.778 **(3)**	89.23	0.873	14:42:54.606
5 -	1:21.206	39.824	2:01.030	88.30	2.125	14:44:55.636
6 -	1:19.866	39.683	1:59.549 **(2)**	89.40	0.644	14:46:55.185
7 -	1:20.028	1:38.339	2:58.367	59.92	59.462	14:49:53.552

P24 55 F125 Alan WITHEROW — Anderson / TM

IDEAL LAP TIME : 2:05.913 BEST LAP TIME : 2:06.046 DIFFERENCE : 0.133

LAP	SECTOR 1	SECTOR 2	LAP TIME	MPH	DIFF	TIME OF DAY
1 -		43.316	2:17.357	77.81	11.311	14:37:08.915
2 -	1:24.206	42.375	2:06.581 **(2)**	84.43	0.535	14:39:15.496
3 -	***1:23.754***	42.882	2:06.636 **(3)**	84.40	0.590	14:41:22.132
4 -	1:24.878	42.680	2:07.558	83.78	1.512	14:43:29.690
5 -	1:23.987	42.682	2:06.669	84.37	0.623	14:45:36.359
6 -	1:23.887	***42.159***	***2:06.046*** **(1)**	***84.79***		***14:47:42.405***

P25 34 F250 Daniel JERRED — Anderson / Honda

IDEAL LAP TIME : 2:06.138 BEST LAP TIME : 2:06.410 DIFFERENCE : 0.272

LAP	SECTOR 1	SECTOR 2	LAP TIME	MPH	DIFF	TIME OF DAY
1 -		42.781	2:14.361	79.54	7.951	14:37:05.919
2 -	1:26.802	***41.474***	2:08.276	83.32	1.866	14:39:14.195
3 -	1:24.872	41.782	2:06.654 **(2)**	84.38	0.244	14:41:20.849
4 -	***1:24.664***	41.746	***2:06.410*** **(1)**	***84.55***		***14:43:27.259***
5 -	1:26.183	41.834	2:08.017	83.48	1.607	14:45:35.276
6 -	1:25.099	42.042	2:07.141 **(3)**	84.06	0.731	14:47:42.417

BMCRC - MRO Championships - Rnd 8 @ Snetterton

British Superkart Racing Club

RACE 11 - SECTOR ANALYSIS

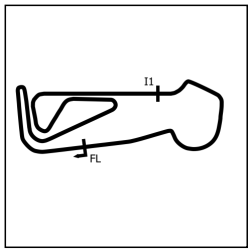

SECTOR 1 = FL to I1, SECTOR 2 = I1 to FL, DIFF = Difference To Personal Best Lap, P = Crossed Finish Line in Pit Lane, D = Time Disallowed

P26 97 F125 Toby VINCENT — Anderson / TM

IDEAL LAP TIME : 2:05.555 BEST LAP TIME : 2:06.004 DIFFERENCE : 0.449

LAP	SECTOR 1	SECTOR 2	LAP TIME		MPH	DIFF	TIME OF DAY
1 -		42.765	2:13.922		79.80	7.918	14:37:05.480
2 -	1:27.375	***41.575***	2:08.950		82.88	2.946	14:39:14.430
3 -	1:26.423	41.796	2:08.219	**(3)**	83.35	2.215	14:41:22.649
4 -	***1:23.980***	42.024	***2:06.004***	**(1)**	***84.82***		***14:43:28.653***
5 -	1:24.979	42.410	2:07.389	**(2)**	83.90	1.385	14:45:36.042
6 -	1:24.940	45.429	2:10.369		81.98	4.365	14:47:46.411

P27 111 F125 Ollie RIDOUT — Anderson / TM

IDEAL LAP TIME : 2:06.461 BEST LAP TIME : 2:06.989 DIFFERENCE : 0.528

LAP	SECTOR 1	SECTOR 2	LAP TIME		MPH	DIFF	TIME OF DAY
1 -		42.285	2:14.363		79.54	7.374	14:37:05.921
2 -	1:26.965	41.937	2:08.902		82.91	1.913	14:39:14.823
3 -	1:27.476	42.025	2:09.501		82.53	2.512	14:41:24.324
4 -	1:25.793	42.436	2:08.229	**(3)**	83.35	1.240	14:43:32.553
5 -	1:25.133	***41.856***	***2:06.989***	**(1)**	***84.16***		***14:45:39.542***
6 -	***1:24.605***	42.413	2:07.018	**(2)**	84.14	0.029	14:47:46.560

P28 70 D1 Vic HEMPSHALL — PVP / FPE

IDEAL LAP TIME : 2:06.416 BEST LAP TIME : 2:06.524 DIFFERENCE : 0.108

LAP	SECTOR 1	SECTOR 2	LAP TIME		MPH	DIFF	TIME OF DAY
1 -		43.805	2:18.571		77.13	12.047	14:37:10.129
2 -	***1:24.384***	42.287	2:06.671	**(2)**	84.37	0.147	14:39:16.800
3 -	1:24.492	***42.032***	***2:06.524***	**(1)**	***84.47***		***14:41:23.324***
4 -	1:25.617	42.839	2:08.456		83.20	1.932	14:43:31.780
5 -	1:24.978	42.324	2:07.302	**(3)**	83.95	0.778	14:45:39.082
6 -	1:26.020	43.416	2:09.436		82.57	2.912	14:47:48.518

P29 12 F125 Andy WAITE — Anderson / TM

IDEAL LAP TIME : 2:07.549 BEST LAP TIME : 2:07.765 DIFFERENCE : 0.216

LAP	SECTOR 1	SECTOR 2	LAP TIME		MPH	DIFF	TIME OF DAY
1 -		42.455	2:14.626		79.39	6.861	14:37:06.184
2 -	1:27.087	43.770	2:10.857		81.67	3.092	14:39:17.041
3 -	1:25.288	42.567	2:07.855	**(2)**	83.59	0.090	14:41:24.896
4 -	1:25.318	***42.447***	***2:07.765***	**(1)**	***83.65***		***14:43:32.661***
5 -	***1:25.102***	42.889	2:07.991		83.50	0.226	14:45:40.652
6 -	1:25.178	42.761	2:07.939	**(3)**	83.54	0.174	14:47:48.591

P30 93 F125 Marco HAIG — Anderson / TM

IDEAL LAP TIME : 2:07.082 BEST LAP TIME : 2:07.611 DIFFERENCE : 0.529

LAP	SECTOR 1	SECTOR 2	LAP TIME		MPH	DIFF	TIME OF DAY
1 -		43.738	2:16.940		78.04	9.329	14:37:08.498
2 -	1:25.415	42.593	2:08.008	**(3)**	83.49	0.397	14:39:16.506
3 -	1:26.381	***42.135***	2:08.516		83.16	0.905	14:41:25.022
4 -	1:25.410	42.531	2:07.941	**(2)**	83.53	0.330	14:43:32.963
5 -	1:24.984	43.431	2:08.415		83.23	0.804	14:45:41.378
6 -	***1:24.947***	42.664	***2:07.611***	**(1)**	***83.75***		***14:47:48.989***

P31 62 D1 Andy POWELL — PVP / FPE

IDEAL LAP TIME : 2:08.019 BEST LAP TIME : 2:08.019 DIFFERENCE : 0.000

LAP	SECTOR 1	SECTOR 2	LAP TIME		MPH	DIFF	TIME OF DAY
1 -		44.547	2:18.481		77.18	10.462	14:37:10.039
2 -	1:25.845	43.197	2:09.042	**(2)**	82.82	1.023	14:39:19.081
3 -	1:26.300	43.425	2:09.725	**(3)**	82.39	1.706	14:41:28.806
4 -	1:26.590	43.236	2:09.826		82.32	1.807	14:43:38.632
5 -	***1:25.387***	***42.632***	***2:08.019***	**(1)**	***83.48***		***14:45:46.651***
6 -	1:28.676	44.262	2:12.938		80.39	4.919	14:47:59.589

BMCRC - MRO Championships - Rnd 8 @ Snetterton

British Superkart Racing Club

RACE 11 - SECTOR ANALYSIS

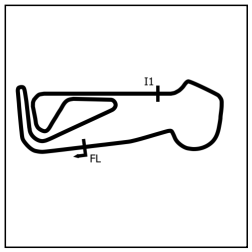

SECTOR 1 = FL to I1, SECTOR 2 = I1 to FL, DIFF = Difference To Personal Best Lap, P = Crossed Finish Line in Pit Lane, D = Time Disallowed

P32 99 F125 Aston BAKER — Anderson / TM

IDEAL LAP TIME : 2:08.395 BEST LAP TIME : 2:08.904 DIFFERENCE : 0.509

LAP	SECTOR 1	SECTOR 2	LAP TIME		MPH	DIFF	TIME OF DAY
1 -		44.394	2:20.952		75.82	12.048	14:37:12.510
2 -	1:27.762	43.217	2:10.979		81.60	2.075	14:39:23.489
3 -	1:28.500	43.465	2:11.965		80.99	3.061	14:41:35.454
4 -	1:27.072	***42.459***	2:09.531	**(3)**	82.51	0.627	14:43:44.985
5 -	1:26.769	42.587	2:09.356	**(2)**	82.62	0.452	14:45:54.341
6 -	***1:25.936***	42.968	***2:08.904***	**(1)**	***82.91***		***14:48:03.245***

P33 61 F250 Tony KEELE — Raider / Honda

IDEAL LAP TIME : 2:08.617 BEST LAP TIME : 2:08.617 DIFFERENCE : 0.000

LAP	SECTOR 1	SECTOR 2	LAP TIME		MPH	DIFF	TIME OF DAY
1 -		43.693	2:19.764		76.47	11.147	14:37:11.322
2 -	1:27.943	43.421	2:11.364		81.36	2.747	14:39:22.686
3 -	1:28.761	45.304	2:14.065		79.72	5.448	14:41:36.751
4 -	1:26.895	43.034	2:09.929	**(2)**	82.26	1.312	14:43:46.680
5 -	***1:25.855***	***42.762***	***2:08.617***	**(1)**	***83.10***		***14:45:55.297***
6 -	1:27.245	43.624	2:10.869	**(3)**	81.67	2.252	14:48:06.166

P34 76 F250 Alex DUDLEY — PVP / TM

IDEAL LAP TIME : 2:10.819 BEST LAP TIME : 2:11.152 DIFFERENCE : 0.333

LAP	SECTOR 1	SECTOR 2	LAP TIME		MPH	DIFF	TIME OF DAY
1 -		44.528	2:20.598		76.01	9.446	14:37:12.156
2 -	***1:27.773***	43.379	***2:11.152***	**(1)**	***81.49***		***14:39:23.308***
3 -	1:28.251	43.294	2:11.545		81.25	0.393	14:41:34.853
4 -	1:28.391	***43.046***	2:11.437	**(3)**	81.31	0.285	14:43:46.290
5 -	1:28.118	44.016	2:12.134		80.88	0.982	14:45:58.424
6 -	1:28.133	43.122	2:11.255	**(2)**	81.42	0.103	14:48:09.679

P35 17 F125 Gary POTKINS — Anderson / TM

IDEAL LAP TIME : 2:15.534 BEST LAP TIME : 2:15.672 DIFFERENCE : 0.138

LAP	SECTOR 1	SECTOR 2	LAP TIME		MPH	DIFF	TIME OF DAY
1 -		46.751	2:24.622		73.90	8.950	14:37:16.180
2 -	1:31.266	***46.540***	2:17.806		77.55	2.134	14:39:33.986
3 -	1:30.739	47.135	2:17.874		77.52	2.202	14:41:51.860
4 -	1:30.034	46.720	2:16.754	**(3)**	78.15	1.082	14:44:08.614
5 -	***1:28.994***	46.678	***2:15.672***	**(1)**	***78.77***		***14:46:24.286***
6 -	1:29.616	46.546	2:16.162	**(2)**	78.49	0.490	14:48:40.448

P36 117 F250 Ian O'ROURKE — Anderson / Viper SK250

IDEAL LAP TIME : BEST LAP TIME : 2:14.327 DIFFERENCE :

LAP	SECTOR 1	SECTOR 2	LAP TIME		MPH	DIFF	TIME OF DAY
1 -			2:31.293		70.64	16.966	14:37:22.851
2 -			2:23.001		74.74	8.674	14:39:45.852
3 -			2:18.145	**(3)**	77.36	3.818	14:42:03.997
4 -			2:18.971		76.90	4.644	14:44:22.968
5 -			2:14.566	**(2)**	79.42	0.239	14:46:37.534
6 -			***2:14.327***	**(1)**	***79.56***		***14:48:51.861***

P37 52 F125 Kieren PEAKE — F1 / TM

IDEAL LAP TIME : 2:20.931 BEST LAP TIME : 2:20.931 DIFFERENCE : 0.000

LAP	SECTOR 1	SECTOR 2	LAP TIME		MPH	DIFF	TIME OF DAY
1 -		1:00.207	2:55.487		60.90	34.556	14:37:47.045
2 -	1:46.733	51.554	2:38.287		67.52	17.356	14:40:25.332
3 -	1:38.354	48.574	2:26.928	**(3)**	72.74	5.997	14:42:52.260
4 -	1:35.531	50.287	2:25.818	**(2)**	73.29	4.887	14:45:18.078
5 -	***1:32.427***	***48.504***	***2:20.931***	**(1)**	***75.83***		***14:47:39.009***

Weather / Track : Bright / Dry

Snetterton 300: 2.9689 miles
Date: 06/09/2026 Start: 14:34 Finish: 14:47

BMCRC - MRO Championships - Rnd 8 @ Snetterton

British Superkart Racing Club

RACE 11 - SECTOR ANALYSIS

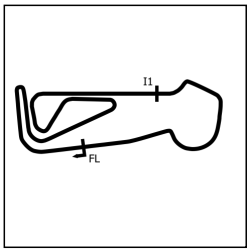

SECTOR 1 = FL to I1, SECTOR 2 = I1 to FL, DIFF = Difference To Personal Best Lap, P = Crossed Finish Line in Pit Lane, D = Time Disallowed

P38 2 D1 Lee HARPHAM MS Kart / Harvey VM

IDEAL LAP TIME : 1:47.793 BEST LAP TIME : 1:47.832 DIFFERENCE : 0.039

LAP	SECTOR 1	SECTOR 2	LAP TIME	MPH	DIFF	TIME OF DAY
1 -		35.693	1:53.512	94.15	5.680	14:36:45.070
2 -	1:13.921	36.300	1:50.221	96.96	2.389	14:38:35.291
3 -	***1:12.569***	35.263	***1:47.832*** **(1)**	***99.11***		***14:40:23.123***
4 -	1:12.781	***35.224***	1:48.005 **(3)**	98.95	0.173	14:42:11.128
5 -	1:12.611	35.937	1:48.548	98.46	0.716	14:43:59.676
6 -	1:12.667	35.307	1:47.974 **(2)**	98.98	0.142	14:45:47.650
7 -	1:14.986					

P39 26 D1 Carl HULME Anderson / VM

IDEAL LAP TIME : 1:52.377 BEST LAP TIME : 1:52.727 DIFFERENCE : 0.350

LAP	SECTOR 1	SECTOR 2	LAP TIME	MPH	DIFF	TIME OF DAY
1 -		38.502	2:00.668	88.57	7.941	14:36:52.226
2 -	1:15.808	37.487	1:53.295 **(3)**	94.33	0.568	14:38:45.521
3 -	1:16.197	***37.201***	1:53.398	94.25	0.671	14:40:38.919
4 -	1:15.451	37.600	1:53.051 **(2)**	94.54	0.324	14:42:31.970
5 -	***1:15.176***	37.551	***1:52.727*** **(1)**	***94.81***		***14:44:24.697***
6 -	1:16.526	38.266	1:54.792	93.10	2.065	14:46:19.489

P40 40 D1 Richard SCOTT Anderson / FPE

IDEAL LAP TIME : 2:07.482 BEST LAP TIME : 2:07.482 DIFFERENCE : 0.000

LAP	SECTOR 1	SECTOR 2	LAP TIME	MPH	DIFF	TIME OF DAY
1 -		42.969	2:13.590	80.00	6.108	14:37:05.148
2 -	1:25.063	43.144	2:08.207	83.36	0.725	14:39:13.355
3 -	1:25.386	42.517	2:07.903 **(2)**	83.56	0.421	14:41:21.258
4 -	1:25.100	42.807	2:07.907 **(3)**	83.56	0.425	14:43:29.165
5 -	***1:25.044***	***42.438***	***2:07.482*** **(1)**	***83.83***		***14:45:36.647***
6 -	1:25.149					

P41 140 D1 Aaron NEWELL Anderson / PVP

IDEAL LAP TIME : BEST LAP TIME : DIFFERENCE :

LAP	SECTOR 1	SECTOR 2	LAP TIME	MPH	DIFF	TIME OF DAY
1 -						

P42 94 F125 Dexter CHAN Anderson / TM

IDEAL LAP TIME : BEST LAP TIME : DIFFERENCE :

LAP	SECTOR 1	SECTOR 2	LAP TIME	MPH	DIFF	TIME OF DAY
1 -						

BMCRC - MRO Championships - Rnd 8 @ Snetterton

British Superkart Racing Club

RACE 11 - BEST SECTORS

	SECTOR 1		SECTOR 2	
POS	NO	TIME	NO	TIME
1	1	1:12.256	2	35.224
2	2	1:12.569	1	35.317
3	3	1:12.980	3	35.846
4	43	1:13.495	43	35.929
5	87	1:13.640	87	36.026
6	85	1:13.888	85	36.613
7	29	1:14.887	10	36.794
8	10	1:15.030	29	36.820
9	26	1:15.176	26	37.201
10	69	1:17.985	69	38.160
11	GP1	1:18.146	47	38.665
12	92	1:18.552	GP1	38.696
13	47	1:19.059	92	39.062
14	143	1:19.337	143	39.077
15	159	1:19.535	159	39.370
16	49	1:20.035	49	39.749
17	51	1:20.630	51	39.852
18	22	1:20.639	196	40.137
19	410	1:20.729	59	40.212
20	14	1:20.959	50	40.233
21	161	1:21.306	410	40.247
22	50	1:21.350	22	40.307
23	59	1:21.893	161	40.424
24	196	1:22.058	95	40.724
25	55	1:23.754	14	40.958
26	95	1:23.842	34	41.474
27	97	1:23.980	97	41.575
28	70	1:24.384	111	41.856
29	111	1:24.605	70	42.032
30	34	1:24.664	93	42.135
31	93	1:24.947	55	42.159
32	40	1:25.044	40	42.438
33	12	1:25.102	12	42.447
34	62	1:25.387	99	42.459
35	61	1:25.855	62	42.632
36	99	1:25.936	61	42.762
37	76	1:27.773	76	43.046
38	17	1:28.994	17	46.540
39	52	1:32.427	52	48.504
40				
41				
42				

IDEAL / BEST COMPARISON

POS	NO	NAME	IDEAL	BEST	DIFF
		PERFECT LAP	1:47.480		
1	1	MORLEY	1:47.573	1:47.592	0.019
2	2	HARPHAM	1:47.793	1:47.832	0.039
3	3	ALLEN	1:48.826	1:48.826	0.000
4	43	HOLMES	1:49.424	1:49.642	0.218
5	87	TRITTON	1:49.666	1:49.836	0.170
6	85	PLAIN	1:50.501	1:50.793	0.292
7	29	WESEMAEL	1:51.707	1:51.732	0.025
8	10	HATFIELD	1:51.824	1:51.824	0.000
9	26	HULME	1:52.377	1:52.727	0.350
10	69	KYRITSIS	1:56.145	1:56.145	0.000
11	GP1	CATTERMOLE	1:56.842	1:56.924	0.082
12	92	ARDERN	1:57.614	1:57.960	0.346
13	47	MAILE	1:57.724	1:57.918	0.194
14	143	READER	1:58.414	1:58.549	0.135
15	159	HARRISON	1:58.905	1:58.905	0.000
16	49	PARR	1:59.784	1:59.847	0.063
17	51	BURTON	2:00.482	2:00.728	0.246
18	22	RIPPIN	2:00.946	2:01.020	0.074
19	410	FELLS	2:00.976	2:00.976	0.000
20	50	BUSBY	2:01.583	2:01.758	0.175
21	161	CONNICK	2:01.730	2:01.772	0.042
22	14	BARTON	2:01.917	2:01.981	0.064
23	59	FLINT	2:02.105	2:02.122	0.017
24	196	BAKER	2:02.195	2:02.224	0.029
25	95	I'ANSON	2:04.566	2:04.752	0.186
26	97	VINCENT	2:05.555	2:06.004	0.449
27	55	WITHEROW	2:05.913	2:06.046	0.133
28	34	JERRED	2:06.138	2:06.410	0.272
29	70	HEMPSHALL	2:06.416	2:06.524	0.108
30	111	RIDOUT	2:06.461	2:06.989	0.528
31	93	HAIG	2:07.082	2:07.611	0.529
32	40	SCOTT	2:07.482	2:07.482	0.000
33	12	WAITE	2:07.549	2:07.765	0.216
34	62	POWELL	2:08.019	2:08.019	0.000
35	99	BAKER	2:08.395	2:08.904	0.509
36	61	KEELE	2:08.617	2:08.617	0.000
37	76	DUDLEY	2:10.819	2:11.152	0.333
38	17	POTKINS	2:15.534	2:15.672	0.138
39	52	PEAKE	2:20.931	2:20.931	0.000
40	117	O'ROURKE		2:14.327	

Weather / Track : Bright / Dry

Snetterton 300: 2.9689 miles
Date: 06/09/2026 Start: 14:34 Finish: 14:47

Results can be found at www.tsl-timing.com

Printed - 14:50 Sunday, 06 September 2026

BMCRC - MRO Championships - Rnd 8 @ Snetterton

British Superkart Racing Club

RACE 11 - STATISTICS

Competitors Started	42
Planned Start	2026-09-06 @ 13:35:00.000
Actual Start	2026-09-06 @ 14:34:51.557
Finish Time	2026-09-06 @ 14:47:32.664
Track Length	2.9689mi.
Total Laps	261
Total Distance Covered	774.8859mi.

Session Fastest Lap History

NO	CL	NAME	LAP TIME	TIME OF DAY	LAP	VEHICLE
43	D1	**Ollie HOLMES**	**1:52.774**	14:36:44.332	1	MS Kart / Harvey VM
3	D1	**Ross ALLEN**	**1:49.477**	14:38:34.064	2	Jade / IAME
1	D1	**Liam MORLEY**	**1:49.209**	14:38:34.193	2	Anderson / VM
1	D1	**Liam MORLEY**	**1:47.691**	14:40:21.884	3	Anderson / VM
1	D1	**Liam MORLEY**	**1:47.592**	14:42:09.476	4	Anderson / VM

Session Leader History

NO	CL	NAME	FROM LAP	LAPS LED	DISTANCE	VEHICLE
43	D1	**Ollie HOLMES**	1	1	2.96 miles	MS Kart / Harvey VM
3	D1	**Ross ALLEN**	2	1	2.96 miles	Jade / IAME
1	D1	**Liam MORLEY**	3	5	14.84 miles	Anderson / VM

Flag History

TYPE	TIME OF DAY
GREEN	14:34:51.557
FINISH	14:47:32.664

Flag Statistics

TYPE	COUNT	TOTAL LAPS	TOTAL TIME
Green	1	7	15:33.765
Red	0	0	0.000
Safety Car	0	0	0.000
FCY	0	0	0.000

BMCRC - MRO Championships - Rnd 8 @ Snetterton

British Superkart Racing Club

RACE 11 - STATISTICS

CLASS : D1

16 Starters

Fastest Lap History

NO	NAME	LAP TIME	TIME OF DAY	LAP	VEHICLE
43	**Ollie HOLMES**	**1:52.774**	14:36:44.332	1	MS Kart / Harvey VM
3	**Ross ALLEN**	**1:49.477**	14:38:34.064	2	Jade / IAME
1	**Liam MORLEY**	**1:49.209**	14:38:34.193	2	Anderson / VM
1	**Liam MORLEY**	**1:47.691**	14:40:21.884	3	Anderson / VM
1	**Liam MORLEY**	**1:47.592**	14:42:09.476	4	Anderson / VM

Leader History

NO	NAME	FROM LAP	LAPS LED	DISTANCE	VEHICLE
43	**Ollie HOLMES**	1	1	2.96 miles	MS Kart / Harvey VM
3	**Ross ALLEN**	2	1	2.96 miles	Jade / IAME
1	**Liam MORLEY**	3	5	14.84 miles	Anderson / VM

BMCRC - MRO Championships - Rnd 8 @ Snetterton

British Superkart Racing Club

RACE 11 - STATISTICS

CLASS : F125

12 Starters

Fastest Lap History

NO	NAME	LAP TIME	TIME OF DAY	LAP	VEHICLE
22	**Joe RIPPIN**	**2:07.273**	14:36:58.831	1	Anderson / TM
22	**Joe RIPPIN**	**2:02.579**	14:39:01.410	2	Anderson / TM
410	**Lexi FELLS**	**2:01.718**	14:39:02.723	2	Birel Art / IAME
22	**Joe RIPPIN**	**2:01.531**	14:43:05.108	4	Anderson / TM
22	**Joe RIPPIN**	**2:01.316**	14:45:06.424	5	Anderson / TM
22	**Joe RIPPIN**	**2:01.020**	14:47:07.444	6	Anderson / TM
410	**Lexi FELLS**	**2:00.976**	14:49:17.057	7	Birel Art / IAME

Leader History

NO	NAME	FROM LAP	LAPS LED	DISTANCE	VEHICLE
22	**Joe RIPPIN**	1	7	20.78 miles	Anderson / TM

BMCRC - MRO Championships - Rnd 8 @ Snetterton

British Superkart Racing Club

RACE 11 - STATISTICS

CLASS : F250

14 Starters

Fastest Lap History

NO	NAME	LAP TIME	TIME OF DAY	LAP	VEHICLE
GP1	**Kirk CATTERMOLE**	**2:02.996**	14:36:54.554	1	Raider / CAT TM
GP1	**Kirk CATTERMOLE**	**1:57.247**	14:38:51.801	2	Raider / CAT TM
GP1	**Kirk CATTERMOLE**	**1:56.924**	14:40:48.725	3	Raider / CAT TM

Leader History

NO	NAME	FROM LAP	LAPS LED	DISTANCE	VEHICLE
GP1	**Kirk CATTERMOLE**	1	7	20.78 miles	Raider / CAT TM